

OREGON INVENTORY OF HISTORIC PROPERTY
ELLIS LAWRENCE BUILDING INVENTORY
COUNTY: Hood River

HISTORIC NAME: ST. MARK'S EPISCOPAL CHURCH & PARISH HOUSE

COMMON NAME: St. Mark's Episcopal Church
OTHER NAMES:

RESOURCE TYPE: Building
STATUS: built & survives
LAWRENCE

CITY: Hood River Oregon
STREET: 416 11th Street
OWNER: St. Mark's Episcopal Ch.
(Property address above) zip 97031

(JOB#) YEAR: (1699) 1924
(JOB#) YEAR: (1744) 1925
(JOB#) YEAR: ()
FIRST DATE: July 1924
DESIGN BEG: 1924
DESIGN END: June 1925
CONSTR BEG: Aug. 1924
CONSTR END: Dec. 1925
LOSS DATE:
ORIGINAL USE: church & parish hall
PRESENT USE: church & parish hall
SITE: 0.4 acres, approx.

TOWNSHIP: 03N RANGE: 10E SECTION: 36
MAP#: 03-10-36BB TAX LOT: 03-10-36-00-7000
ADDITION: Coe's 3rd Addition ORIGINAL USE:
BLOCK: LOT: 11-14 QUAD: PRESENT USE:
ASSESSOR #:
THEMES: 20C Architecture, Religion

DATA BELOW IS ON LAWRENCE FIRM'S DESIGN AS-BUILT:

ARCHITECT: Lawrence and Holford CHIEF DESIGNER: Wm Holford
ENGINEERS & CONSULTANTS:

CONTRACTORS:

L. M. Bentley, Hood River (General Contractor)

ARTISTS & CRAFTSMEN:

STYLE: Gothic

PLAN TYPE/SHAPE: rectangular (sides long) +rear & side wings

FOUNDATION MATERIAL: concrete

STORIES: 1 BASEMENT: yes

ROOF/MATERIAL: hipped gable w/offset hip. gable/Wood shingles

WALL CONSTR: nailed wood frame

STRUC.FRAME: heavy timber

PRIME WINDOW TYPE: wood group.multi-pane casement w/special Gothic

EXTERIOR SURFACE MATERIAL: wood shingles,

DECORATIVE FEATURES/MATERIALS:

wood Gothic-style main doorway supporting a pedestal and cross in front of circular window; yellow diamond-pane stained glass windows in sanctuary.

OTHER:

wood scissors-trusses in sanctuary

CONDITION: good

MOVED: not moved

ALTERATIONS/ADDITIONS (dated):

3 rooms combined into library; north addition (1971); front of church extended about 20 feet and balcony added, by Whitehouse, Price, DeNaff & Deeble (1956)

LANDSCAPE FEATURES:

perimeter lawn, shrubs, and trees

ELLIS LAWRENCE BUILDING INVENTORY

HISTORIC NAME: ST. MARK'S EPISCOPAL CHURCH & PARISH HOUSE

ASSOCIATED STRUCTURES:

St. Paul's Episcopal Church in Klamath Falls is very similar (also by Holford)

SETTING:

corner site sloping down to north, located several blocks from downtown in a residential area with school across the street

SIGNIFICANCE OF LAWRENCE FIRM'S DESIGN:

EXTER.DETAILS/CRAFTSMANSHIP: Better than average workmanship and materials.

INTER.DETAILS/CRAFTSMANSHIP: Better than average workmanship and materials.

EXTERIOR INTEGRITY: Minor changes, but original character intact.

INTERIOR INTEGRITY: Minor changes, but original character intact.

SITE INTEGRITY: Minor changes, but original character intact.

SETTING INTEGR: Minor changes to character and relationship of surroundings.

SIGNIFICANCE STATEMENT:

The first St. Mark's church was built on this site in 1904. The Parish House was added in 1924 and services held there while the old church was demolished and the new church built in 1925. Lawrence's partner, William Holford, designed the 1924-5 church and the very similar Klamath Falls Episcopal church which was being constructed at about the same time. The plan of the church is similar to the traditional missionary church and it has qualities similar to churches by Nevius, but the informal Parish House wing and the wood shingle exterior and detailing added distinctly contemporary elements. The Parish House & church are both relatively intact, and alterations have not substantially altered their original character, except for the north addition. Architectural significance of the church relies more upon its relatively intact nature rather than upon design quality or uniqueness. The social significance of the church over more than eighty years in this small town is considerable, though undocumented.

SOURCES/DOCUMENTS: Description (Location)

photo of ink rendering by Hollis Johnson, 1924 (at church) Exhibit-quality

construction drawings for church & parish house (at Episcopal Diocese of Eastern Oregon, The Dalles)

correspondence, drawings of front addition (Whitehouse Col. box 9, UO Library)
DAILY RECORD-ABSTRACT, Portland 8/24/25 p1.

PACIFIC BUILDER & ENGINEER 8/29/25 p5

Historic survey form by Stephen Dow Beckham, 7/5/76, (SHPO, Salem)

Holford, William G. Jr., interview by M. Shellenbarger, 11/6/87

PUBLICATIONS:

HISTORY OF HOOD RIVER COUNTY, 1852-1982, Hood River Historical Society

SLIDE NO.:

SHPO INVENTORY NO.:



RESEARCH BY: Struble, Shellen. DATE: 09/22/88

RECORDED BY: M. Shellenbarger DATE: 09/24/88

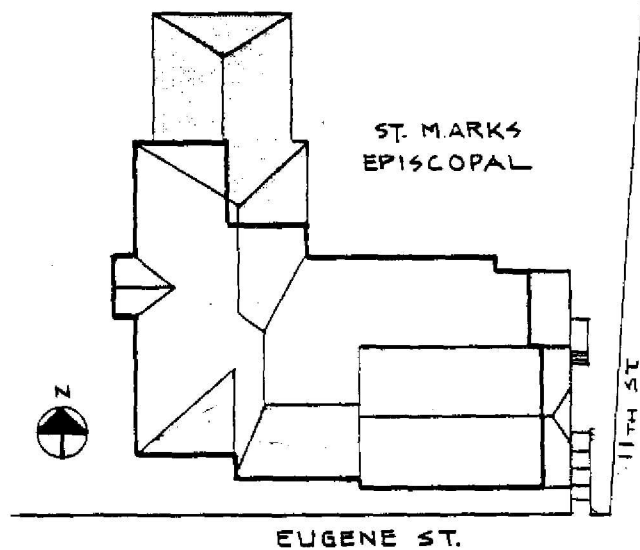
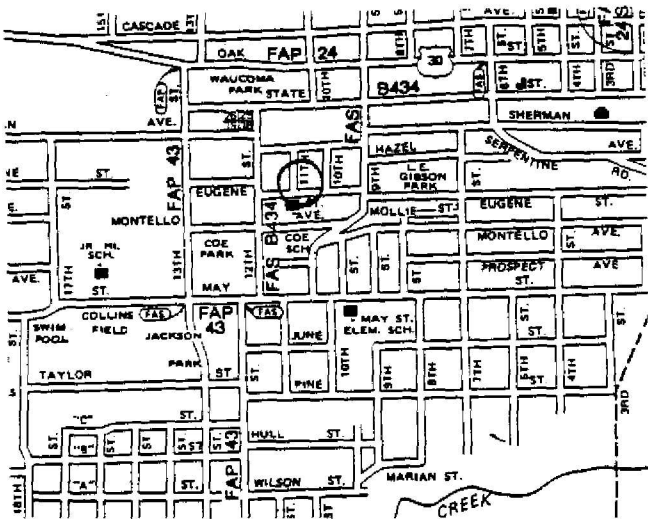
ELLIS LAWRENCE BUILDING SURVEY
 HISTORIC NAME: ST. MARK'S EPISCOPAL CHURCH & PARISH HOUSE

RECENT PHOTO
 NEGATIVE #s:
 MS2-12

First # above
 is upper-right
 photo; second #
 is just below.
 If no # above,
 see sources at
 bottom of page.



ST. MARK'S EPISCOPAL CHURCH
 1000 11TH ST. EUGENE
 ARCHITECT: J. W. HARRIS



HISTORIC PHOTO/OTHER GRAPHIC SOURCE: St. Mark's Episcopal Church, Hood River

OREGON INVENTORY OF HISTORIC PROPERTY
ELLIS LAWRENCE BUILDING INVENTORY

EVALUATION

HISTORIC NAME: ST. MARK'S EPISCOPAL CHURCH & PARISH HOUSE

<u>INTEGRITY OF:</u>	<u>NUMERICAL</u>
1. EXTERIOR: Minor changes, but original character intact.	7
2. INTERIOR: Minor changes, but original character intact.	7
3. SITE: Minor changes, but original character intact.	7
4. SETTING: Minor changes to character and relationship of surroundings.	3

INTEGRITY TOTAL 24

DISTINCTION OF:

1. EXTERIOR DETAILS & CRAFTSMANSHIP: Better than average workmanship and materials.	3
2. INTERIOR DETAILS & CRAFTSMANSHIP: Better than average workmanship and materials.	3
3. STYLE: (Gothic) It has distinctive features of its identified style. Compared to Lawrence's other surviving Oregon buildings, this style is unique in its city/town or rural area.	2 5
4. ORIGINAL USE: (church & parish hall) Compared to Lawrence's other surviving Oregon buildings, this use is unique in its city/town or rural area.	5 5
5. ARCHITECTURAL DESIGN: Compared to Lawrence's other surviving Oregon buildings, this design is above average quality and significance. Is it part of an ensemble of surviving buildings by Lawrence? No other Lawrence buildings are nearby. Are structural or technical aspects of the design significant? Of little significance.	5 0 0 0
6. LAWRENCE'S PERSONAL INVOLVEMENT IN THE DESIGN PROCESS: Another designer is known to have been chief designer.	0 0

DISTINCTION TOTAL 23

EDUCATIVE OR ASSOCIATIVE VALUE:

1. HISTORIC EVENTS OR ACTIVITIES: Strong association with local historic events or activities.	5
2. HISTORIC PERSONS: Some association with significant historic person(s).	2
3. SYMBOLIC ASSOCIATION WITH AN IDEAL, INSTITUTION, OR POLITICAL ENTITY: Major symbolic association with local ideal or institution.	5

EDUCATIVE OR ASSOCIATIVE TOTAL 12

GRAND TOTAL 59

RANK: PRIMARY

NOTE: Only the built, surviving buildings in Oregon were evaluated.