

EXHIBIT B
Western Oregon University
ONE PERCENT (1%) FOR ART PROGRAM
CONSERVATION RECORD

Institution: WESTERN OREGON UNIVERSITY

Project: MATH & NURSING BUILDING

Artist: LAURA BENDER

Title of Final Art: TO MANIFEST and TO NURTURE

Location of Final Art: FIRST FLOOR LOBBY/ENTRANCE

I. FABRICATION AND INSTALLATION INFORMATION

A. Materials

1. Material(s) MDO PLYWOOD, MDF, MASONITE, BASS WOOD, MISC LUMBER, ACRYLIC PAINT, LINEN
2. Material Finish GOLDEN POLYMER VARNISH (SATIN) AND FABRIC PROTECTOR ON LINEN PANELS
3. Materials used in the preservation of the artwork GOLDEN VARNISH & FABRIC PROTECTOR BOTH HAVE UV PROTECTION

B. Fabrication

1. Fabricator (name, address, telephone) ARTIST - LAURA BENDER [REDACTED]
2. Fabrication technique or method (attach diagram or drawing) ~~NA~~ GLUE, SCREWS, STAPLES

C. Installation

1. Installation executed by (name, address, telephone) +ARTIST ART WORK FINE ART SERVICES [REDACTED]
2. Installation method (attach diagram of substructure, footings, utility hookup locations) PANEL CLIPS ON ARTWORK BACKSIDE SLIDES INTO PANEL CLIP ATTACHED TO WALL. SECURITY MOUNTS ATTACHED AT BOTTOM OF EACH PANEL.

D. External Factors

1. Describe physical positioning of the artwork

NA

2. Describe existing environment factors, which may affect the condition of the artwork and any precautionary measures

NA

E. Desired Appearance

1. Physical qualities for which the Owner should strive in order to maintain the artist's intent.

2. If the Final Art is site-specific, the artist should describe in detail the particular relationship of the Final Art to its site including any significant physical aspects of the site which, if altered, would significantly alter the artist's intended meaning or appearance of the work.

SEE ATTACHED.


F. Packing and Shipping Instructions (and diagrams)

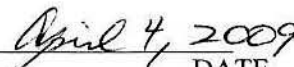
NA

II. CONSERVATION INSTRUCTIONS

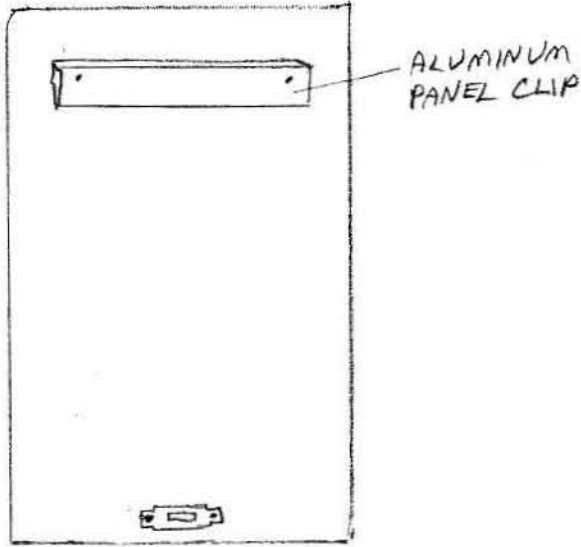
A. Instructions to be provided by Artist

1. Routine maintenance - OCCASIONAL DUSTING WITH DUSTER.
DO NOT USE DUSTING SPRAYS WHICH MAY LEAVE RESIDUES.
2. Cyclic maintenance
A DAMP CLOTH MAY BE USED ON PAINTED PIECES TO REMOVE FOOD/BEVERAGE ACCIDENTS.
DO NOT USE AMMONIA-BASED CLEANERS WHICH CAN ACTIVATE THE VARNISH.

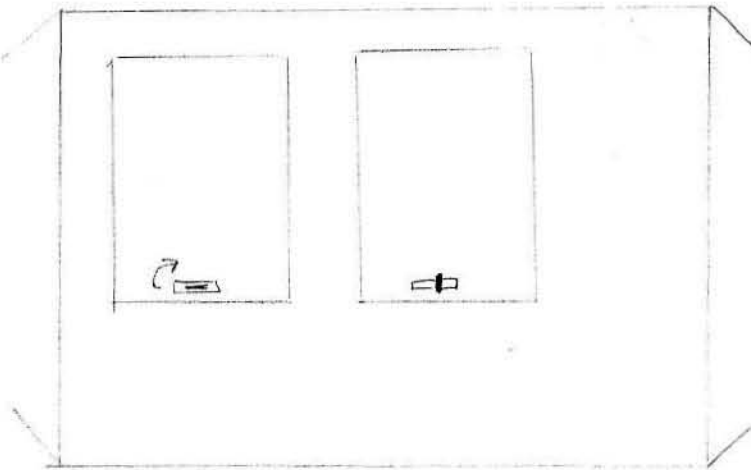
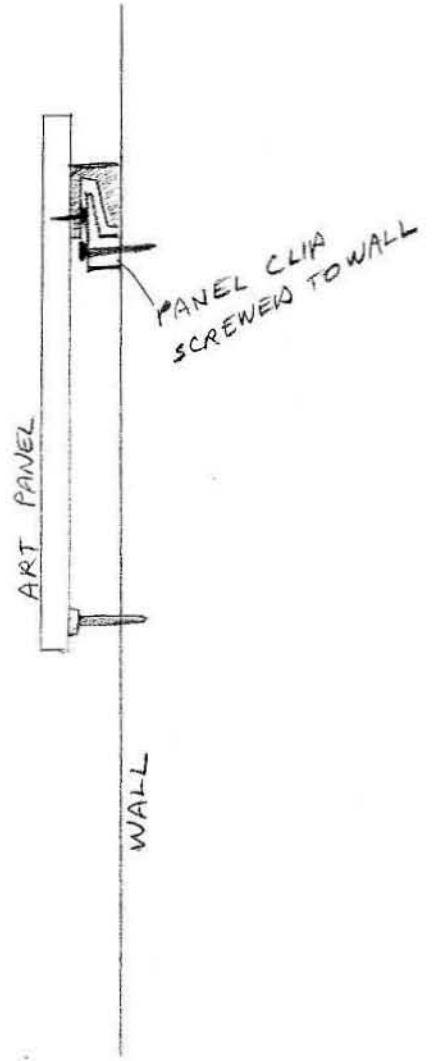

Artist's Signature


DATE

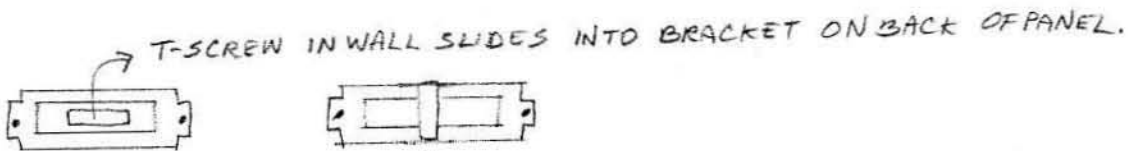
INSTALLATION DIAGRAM FOR "TO MANIFEST" + "TO NURTURE"



BACK OF ART PANEL



SECURITY MOUNTING



↑
 USING A SPECIAL WRENCH, T-SCREW IS TURNED
 CLOCKWISE & TURN FROM THE BOTTOM,
 SECURING IT WITHIN BRACKET.

Western Oregon University
Percent for Art Program
Math and Science Building

Artist: Laura Bender

I. E. Desired Appearance

The content of *To Manifest* was designed specifically for the Math and Nursing departments. The number and size of the panels was determined by the particular wall it is now installed on. The Number zero panel should always be seen in close proximity to the other 9 panels.

To Nurture is primarily a welcoming gesture to the nursing students, located at the foot of the staircase to that department.

Both installations were created under natural light conditions and are best seen as they are now – day-lighted by large adjacent windows.