

AL4405 716918

FAO/SF:6/ISR

PILOT PROJECT IN WATERSHED MANAGEMENT ON THE NAHAL SHIKMA

I S R A E L

Volume II
PHYSICAL RESOURCES

Report prepared for the
Government of Israel by the
Agriculture Organization of the United Nations
as executing agency for the
United Nations Development Program

UNITED NATIONS DEVELOPMENT PROGRAM
FOOD AND AGRICULTURE ORGANIZATION OF THE UNITED NATIONS

Rome, 1967

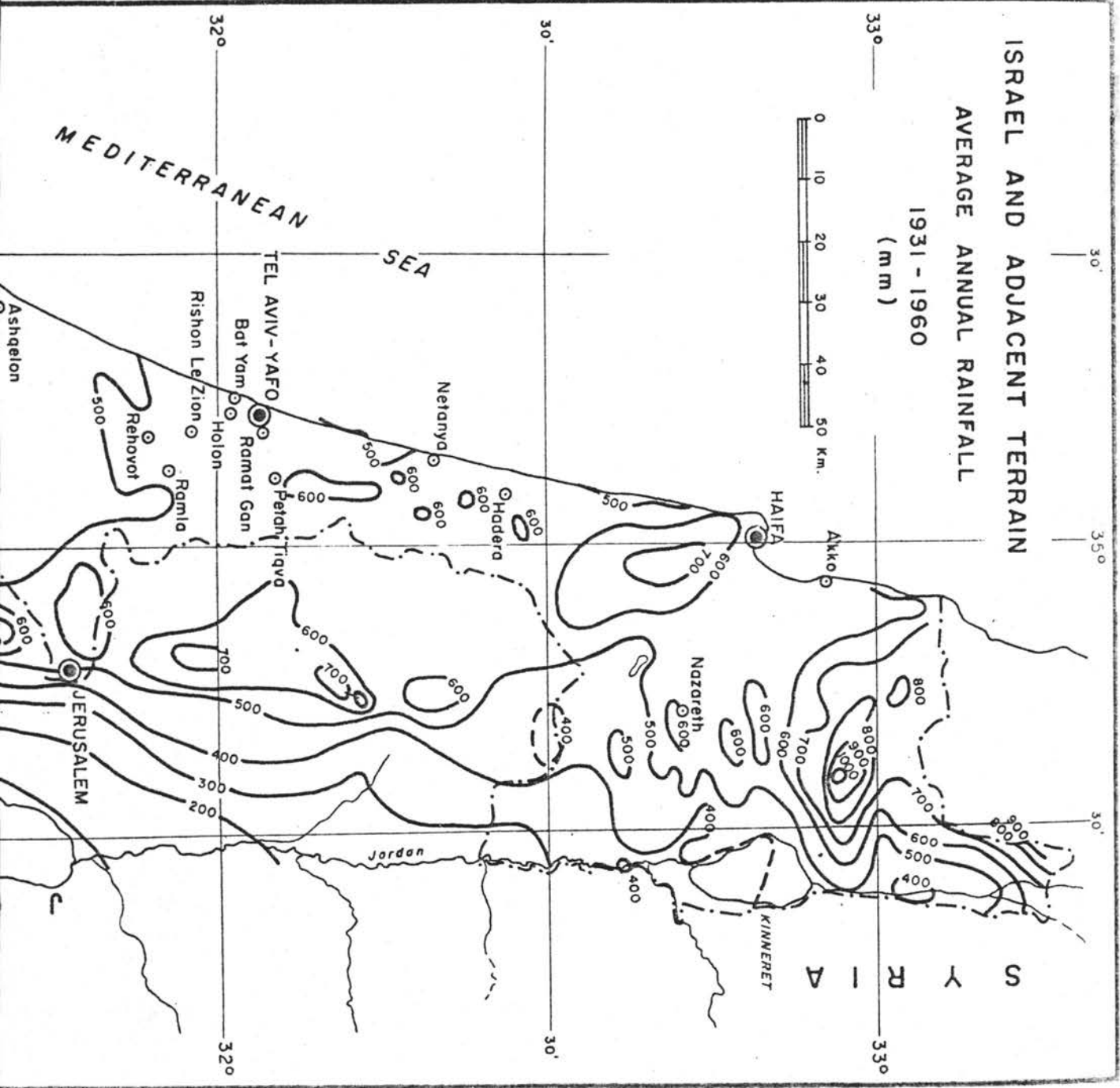
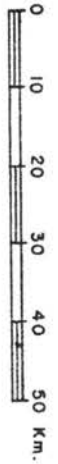
APPENDIX A

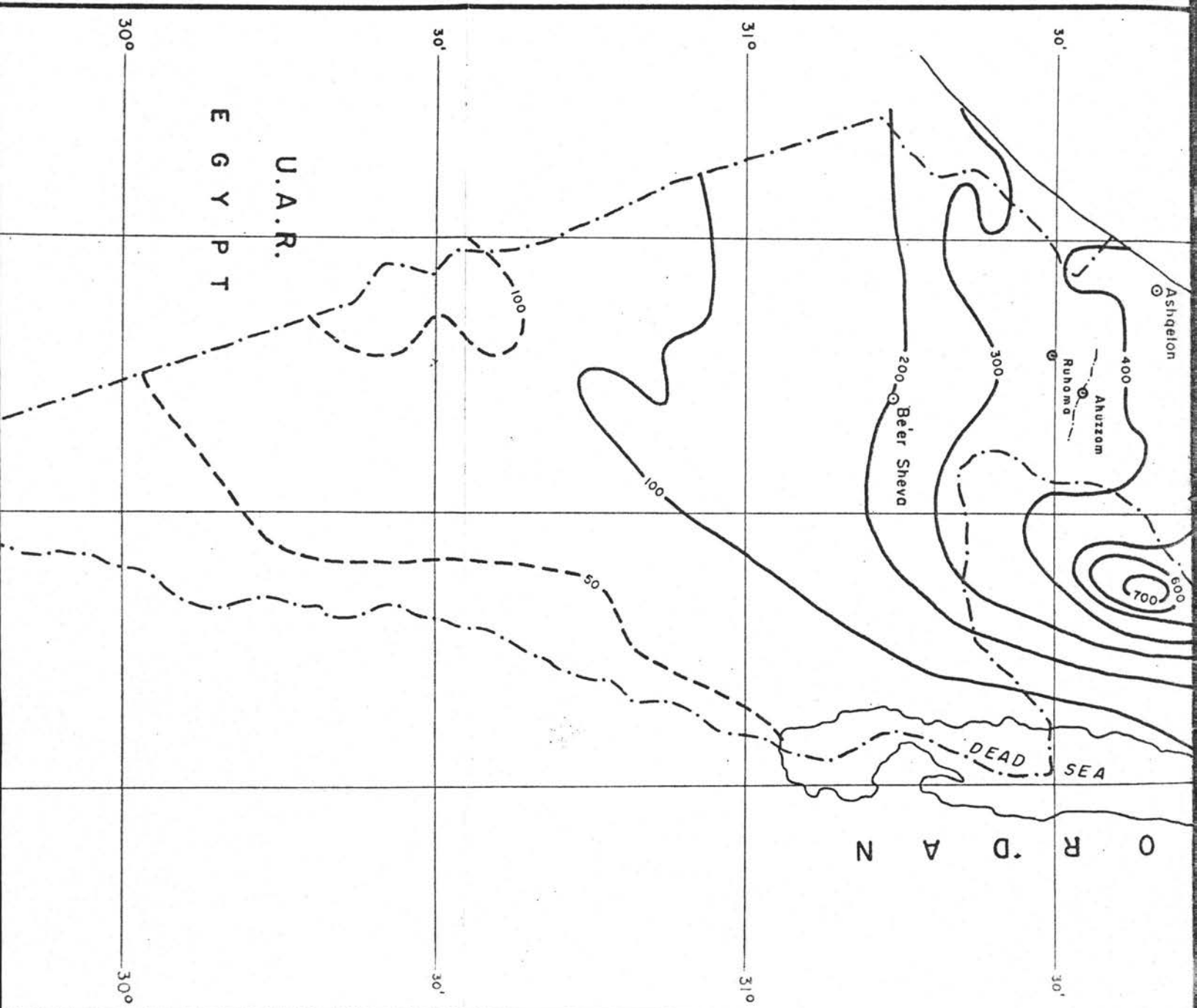
CLIMATE

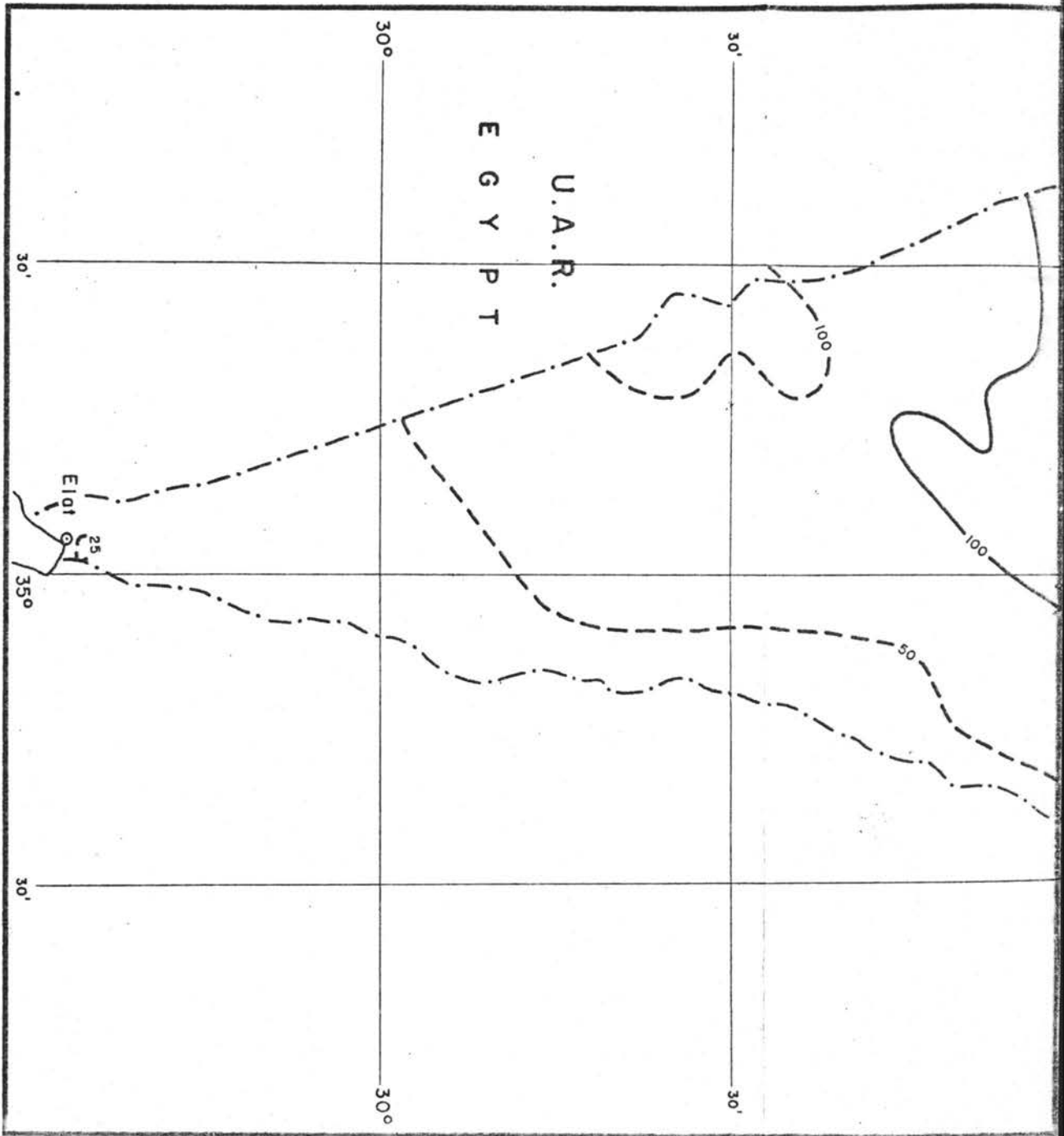
ISRAEL AND ADJACENT TERRAIN AVERAGE ANNUAL RAINFALL

1931 - 1960

(mm)







APPENDIX A. - CLIMATE

Appendix A, Table 1. Storm rainfall data for various catchments in the Shikma watershed 1960 - 65

1960/61 Season

Date	Lahav dam	Subcatchment A	Aduraim	Kuneitra	Muleiha	DBI	Ruhama dam	Dorot	Dir Suneid	Shikma
1 - 3/11/60	22	20	20	20	16	25	30	26	20	20
16 - 19/11/60	11	14	12	13	9	17	20	18	19	20
26/11 - 6/12/60	17	30	25	21	22	4	3	4	12	10
28/12/60	8	6	9	5	6	4	5	5	5	4
2 - 5/ 1/65	12	7	8	8	12	6	8	12	9	12
9/1/61	6	7	7	7	8	5	6	6	7	8
19 - 21/1/61	90	121	109	107	96	111	125	110	109	111
29/1 - 2/2/61	36	18	22	25	30	30	41	30	33	35
8/ 2/61	31	50	38	38	29	45	44	32	35	36
14 - 19/2/61	40	36	41	42	41	46	67	64	52	56
24/2 - 2/3/61	19	13	22	21	14	23	19	20	20	19
7 - 9/ 3/61	7	8	11	10	7	11	12	12	9	8
Total ^{1/}	323	335	344	338	311	350	388	348	356	365

^{1/} Not total of storms. This value was computed independently from stations with full records for year.

Appendix A, Table 1. (Cont.)

1961/62 Season

Date	Lahav dam	Subcatchment A	Aduraim	Kuneitra	Meleiha	DBI	Ruhama dam	Dorot	Dir Suneid	Shikma
21 - 23/11/61	15	18	22	22	21	21	20	24	21	22
6 - 7/12/61	22	29	42	41	17	40	30	38	38	37
12 - 14/12/61	31	41	37	35	28	40	38	35	38	31
22/12/61	8	5	5	7	7	1	0	1	5	4
30/12/61 - 1/1/62	11	14	13	12	7	11	6	7	8	8
6 - 8/ 1/62	6	2	3	4	4	5	6	6	4	23
10 - 11/1/62	4	2	6	4	5	1	2	2	4	3
20 - 22/1/62	7	8	7	8	8	9	13	15	10	9
25 - 27/1/62	13	9	26	22	15	26	13	7	11	11
28 - 29/1/62		8								
8 - 9/ 2/62	1	4	4	4	2	5	6	5	5	6
17 - 18/2/62	2	5	4	5	3	5	6	5	7	7
19 - 21/2/62	48	44	49	45	45	60	59	59	49	49
Total	173	190	210	201	160	223	219	224	209	212

1/ See page 1.

Appendix A, Table 1. (Cont.)

1962/63 Season

Date	Lahav dam	Subcatchment A	Aduraim	Kuneitra	Muleiha	DBL	Ruhama dam	Dorot	Dir Suneid	Shikma
9 - 10/10/62	2	7	6	5	1	2	5	5	6	8
5 - 8/12/62	5	7	6	6	4	16	16	15	13	18
13 - 14/12/62	3	7	6	5	6	6	8	7	6	5
17/ 1/63	0	3	3	2	0	2	1	1	2	2
10 - 13/2/63	42	84	78	70	46	93	84	79	69	69
25/ 2/63	8	16	15	5	11	16	18	17	11	13
4 - 5/ 3/63	23	16	22	23	25	17	17	16	20	18
	5	11	12	10	10	3	8	7	11	6
Total	89	152	149	137	100	159	157	147	142	147

1/ See page 1.

Appendix A, Table I. (Cont.).

1963/64 Season

Date	Lahav dam	Subcatchment A	Aduraim	Kuneitra	Muleiha	DBI	Ruhama dam	Jorot	Dir Suneid	Shikma
20 - 23/10/63	15	24	26	23	16	18	18	19	20	20
1 - 2/11/63	9	11	11	11	13	15	18	17	17	22
20/11/63	4	5	7	8	7	15	16	14	14	20
24 - 25/11/63						9	11	10		
1 - 5/12/63	109	92	102	105	107	114	104	102	101	102
9 - 10/12/63	72	46	50	52	57	38	39	40	46	46
29 - 31/12/63	39	33	35	35	37	22	25	24	27	28
15 - 18/1/64	36	41	40	44	41	42	39	38	42	45
23 - 26/1/64	24	44	43	36	31	50	39	47	46	52
31/1 - 6/2/64	29	30	33	30	31	24	26	26	26	27
9 - 10/2/64	8					6	5	5	5	5
12 - 14/2/64	25	24	18	24						
22 - 24/2/64	12	12	11	10	18	22	22	22	23	26
28 - 29/2/64	58	36	42	46	11	12	13	12	10	11
3 - 3/64	2	2	2	2	59	64	72	73	51	52
11 - 12/3/64	5	7	6	6	3	1	1	1	2	2
18 - 19/3/64	16	21	20	19	5	4	3	3	5	4
20 - 21/3/64	1	2	2	2	18	17	13	14	19	16
25 - 26/3/64	6	9	8	8	1	4	3	2	9	9
16/4/64	3	3	5	3	6	9	10	10	1	1
20 - 21/4/64	16	9	13	12	23	28	21	21	19	17
Total	517	452	469	480	491	493	521	522	486	503

1/ See page 1.

Appendix A, Table 1. (Cont.)

1964/65 Season

Date	Lehav dam	Subcatchment A	Aduraim	Kuneitra	Muleiha	DBI	Ruhama dam	Dorot
17/11/64	36	26	26	30	33	22	18	17
19/11/64	2	1	1	2	3	5	5	5
20/11/64	9	10	11	10	10	8	6	6
22 - 23/11/64	8	7	7	7	8	6	7	7
24 - 26/11/64	35	23	24	26	27	13	15	16
27/11/64	2	1	1	1	1	1	0	0
10/12/64	5	3	2	3	6	1	1	1
13 - 15/12/64	26	27	26	25	23	30	31	33
23 - 24/12/64	1	3	3	3	2	3	3	2
1/1/65	20	21	22	21	19	28	25	23
8 - 14/1/65	160	127	127	131	146	137	131	130
18 - 19/1/65	68	61	58	58	61	47	50	45
26 - 29/1/65	1	3	4	2	2	2	3	3
4 - 5/2/65	9	15	12	12	10	14	12	11
9/2/65	1	8	4	4	1	4	4	3
22 - 23/2/65	5	3	5	5	8	9	6	5
2/3/65	10	14	18	15	6	8	8	7
11/3/65	1	1	1	1	2	2	2	1
22 - 23/2/65	51	69	58	55	50	59	58	59
1 - 4/4/65	39	35	35	37	36	27	25	25
18/4/65	8	6	6	6	7	5	4	3
Total	498	461	453	459	459	434	414	408

1/ See page 1.

Appendix A, Table 2. Daily rainfall record Dorot 1941-1965

1941/42			1942/43			1942/43		
Day	Rainfall	Totals	Day	Rainfall	Totals	Day	Rainfall	Totals
19/11	23.0	30.7	4/10	12.0	59.5	1/3	4.5	82.0
28	1.2		15	7.0		4	10.0	
30	<u>6.5</u>		16	6.5		5	7.0	
1/12	1.0	17	31.0	14		0.5		
2	13.5	28	<u>3.0</u>	15		6.0		
3	6.0	206.5	1/11	2.5	17	2.0		
6	14.0		8	17.0	18	2.0		
7	8.0		17	3.0	21	11.0		
8	4.5		21	7.5	22	8.0		
11	1.5		22	<u>4.0</u>	23	2.0		
21	26.5		34.0	5/12	10.0	25	23.0	
22	49.5			11	25.0	26	<u>6.0</u>	
23	42.0			17	<u>2.5</u>	6/4	8.0	
24	20.0			37.5	6/1	6.5	7	2.0
25	6.5				9	4.5	12	23.5
28	11.0	10	2.5		13	0.5		
31	<u>2.5</u>	12	9.5		14	8.0		
1/1	18.0	64.0	15		6.0	17	<u>7.0</u>	
2	29.5		16	6.0		<u>49.0</u>		
3	11.5		19	2.5		481.5		
4	2.0		20	8.0				
17	<u>3.0</u>		21	14.5				
6/2	0.5		13.5	22	16.0			
19	3.0			29	7.5			
21	2.5			30	11.0			
22	7.0			31	<u>38.0</u>			
23	<u>0.5</u>			58.0	2/2	8.0	132.5	
5/3	3.0	3	9.0					
6	19.0	8	2.5					
7	1.0	20	5.0					
13	8.0	23	6.5					
14	1.0	24	27.0					
18	3.5	25	15.0					
20	1.5	26	9.0					
21	8.0	27	1.0					
22	10.0	28	<u>4.0</u>		87.0			
23	<u>3.0</u>	372.7						

Appendix A, Table 2. (Cont.)

1943/44			1944/45			1945/46		
Day	Rainfall	Totals	Day	Rainfall	Totals	Day	Rainfall	Totals
12/10	8.5	8.5	5/11	7.0		17/11	45.0	
			6	16.5		18	27.0	
14/11	3.0	3.0	7	27.0		19	9.0	
			8	15.0		20	1.5	
16/12	12.0		9	5.0		30	<u>2.0</u>	84.5
17	3.5		11	4.0				
18	8.0		16	2.5		1/12	5.0	
23	<u>7.0</u>	30.5	18	1.5		2	6.5	
			19	21.5		3	1.0	
4/1	8.5		20	7.0		14	2.5	
6	0.5		25	<u>6.5</u>	158.5	15	6.0	
9	35.0					21	1.5	
13	20.0		/12		153.5	22	1.5	
14	23.0					29	<u>27.5</u>	51.5
15	1.0		18/1	9.5				
16	0.5		19	18.0		8/1	17.0	
21	28.0		20	3.0		9	8.5	
22	3.0		21	6.0		10	11.0	
23	2.0		23	12.0		11	2.0	
29	1.0		24	<u>5.0</u>	53.5	30	8.5	
30	40.0					31	<u>1.0</u>	48.0
31	<u>7.0</u>	169.5	1/2	2.0				
			2	13.5		2/2	19.0	
1/2	6.0		13	7.5		3	13.0	
2	2.0		14	2.5		4	2.0	
17	3.0		23	28.0		8	15.5	
23	<u>9.0</u>	20.0	24	20.0		17	15.0	
			25	5.5		18	2.0	
3/3	13.0		26	8.5		19	8.5	
4	2.5		27	24.5		23	2.0	
14	4.5		28	<u>4.5</u>	116.5	24	8.0	
27	2.0					25	1.0	
30	<u>8.0</u>	30.0	2/3	<u>14.0</u>	14.0	26	<u>5.0</u>	91.0
7/4	4.0		/4		-	5/3	2.0	
12	2.5					6	5.0	
16	5.0		10/5	<u>7.0</u>	7.0	13	20.5	
17	<u>8.0</u>	19.5				14	3.5	
						23	1.5	
1/5	2.0					24	2.0	
2	2.5					25	<u>0.5</u>	35.0
4	0.5							
5	<u>3.0</u>	8.0				/4		-
		289.0			503.0			

Appendix A, Table 2. (Cont.)

1948/49			1949/50			1949/50		
Day	Rainfall	Totals	Day	Rainfall	Totals	Day	Rainfall	Totals
/11	No		11/11	1.0		1/2	8.5	
/12	Records		18	0.5		2	1.0	
/1			21	<u>0.4</u>	1.9	3	8.8	
/2			3/12	2.5		4	25.4	
8/3	10.8		4	2.7		5	8.2	
9	36.6		5	0.7		6	6.3	
10	30.0		6	0.6		11	1.2	
11	12.2		7	2.0		20	6.4	
16	9.2		10	1.4		21	4.7	
17	2.5		15	0.3		25	<u>0.4</u>	70.9
24	5.3		18	6.6		4/3	3.7	
25	5.8		20	3.7		5	1.3	
29	1.4		21	20.0		7	10.8	
31	<u>0.2</u>	114.0	22	13.5		10	15.1	
4/4	0.8		23	35.6		24	0.7	
5	7.8		24	4.0		25	<u>1.3</u>	32.9
11	2.5		26	0.4		11/4	9.1	
12	9.6		27	11.4				
13	<u>6.9</u>	27.6	28	31.8	152.2			9.1
			29	<u>15.0</u>		5/5	1.0	
			5/1	20.6		11	1.0	
			8	1.7		12	4.5	
			9	5.9		13	<u>1.1</u>	7.6
			10	3.5				
			11	1.5				412.4
			12	13.6				
			13	8.6				
			14	9.2				
			15	43.6				
			16	17.0				
			22	6.9				
			23	4.0				
			25	<u>1.7</u>	137.8			

Appendix A, Table 2. (Cont.)

1950/51			1951/52			1951/52		
Day	Rainfall	Totals	Day	Rainfall	Totals	Day	Rainfall	Totals
1/10	3.0		8/10	0.8		2/2	21.0	
2	4.3		30	<u>1.8</u>	2.6	7	1.5	
14	8.3					11	2.4	
22	<u>5.3</u>	20.9	5/11	1.7		12	1.2	
			6	1.1		13	0.1	
9/11	8.4		7	3.7		22	6.5	
10	1.3		25	<u>6.0</u>	12.5	29	<u>6.4</u>	39.1
12	2.0							
14	1.4		3/12	0.6		1/3	8.3	
15	1.0		13	27.6		2	9.0	
25	1.0		14	53.5		3	5.9	
26	<u>1.5</u>	16.6	15	29.0		11	7.1	
			16	11.8		12	0.5	
4/12	6.5		17	1.0		17	<u>2.5</u>	33.3
9	0.2		18	46.0				
29	<u>1.8</u>	8.5	19	21.0		12/4	2.0	
			20	11.6		13	0.6	
6/1	25.2		22	12.6		14	<u>2.0</u>	4.6
7	27.5		23	3.0				
14	<u>7.0</u>	59.7	28	0.1				396.2
			29	<u>2.6</u>	220.4			
4/2	6.6							
5	11.1		2/1	1.0				
11	12.3		3	5.8				
12	3.4		4	1.8				
18	38.2		6	1.9				
19	<u>4.1</u>	75.7	7	5.5				
			8	0.6				
24/3	8.2		9	19.8				
25	3.0		10	22.5				
28	<u>7.4</u>	18.6	11	0.4				
			16	21.8				
18/4	3.1	<u>3.1</u>	31	<u>2.6</u>	83.7			
		203.1						

Appendix A, Table 2. (Cont.)

1952/53			1952/53 cont			1953/54		
Day	Rainfall	Totals	Day	Rainfall	Totals	Day	Rainfall	Totals
30/10	<u>5.1</u>	5.1	1/3	11.7		16/11	1.5	
11/11	4.7		2	12.9		17	3.3	
25	6.1		3	8.4		18	18.8	
26	<u>5.3</u>	16.1	4	24.9		19	126.7	
10/12	0.3		5	1.1		20	23.7	
13	16.8		7	15.4		21	0.3	
18	1.0		12	2.3		24	3.1	
19	0.4		19	14.3		25	<u>1.8</u>	179.2
28	<u>2.2</u>	20.7	20	10.8		14/12	23.1	
11/1	3.0		21	3.9		15	4.7	
15	4.2		22	2.0		16	0.2	
20	1.0		23	4.8		17	14.7	
23	13.5		24	2.2		18	25.4	
24	8.4		28	0.3		19	24.5	
25	<u>1.0</u>	31.1	31	<u>13.1</u>	127.5	20	9.8	
5/2	5.0		1/4	0.2		22	0.6	
9	2.0		8	<u>15.9</u>	<u>16.1</u>	24	0.3	
10	17.4				283.3	30	1.2	
16	0.5					31	<u>5.3</u>	109.8
18	2.6					2/1	0.2	
19	2.8					3	2.4	
22	1.4					11	0.3	
23	11.1					12	0.1	
24	2.4					19	1.3	
27	0.3					20	15.8	
28	<u>21.2</u>	66.7				21	4.0	
						27	<u>6.9</u>	31.0

Appendix A, Table 2. (Cont.)

1953/54 cont.			1954/55			1954/55 cont.		
Day	Rainfall	Totals	Day	Rainfall	Totals	Day	Rainfall	Totals
7/2	1.3		16/11	10.7		6/4	1.5	
8	6.9		20	4.7		7	0.2	
9	0.2		21	3.8		8	2.0	
14	2.2		22	17.2		10	0.3	
15	1.5		23	23.2		27	<u>0.2</u>	4.2
19	16.5		24	0.5		2/5	<u>2.0</u>	<u>2.0</u>
23	4.8		29	14.1				
25	1.7		30	<u>4.1</u>	78.3			
26	7.9							291.4
27	<u>0.7</u>	43.7	2/12	0.2				
			3	0.5				
5/3	0.5		5	57.8				
6	11.7		6	35.9				
7	0.5		20	16.9				
17	0.4		21	0.8				
18	0.1		23	2.7				
24	3.2		27	15.3				
31	<u>14.1</u>	20.5	29	13.7				
			30	<u>25.0</u>	173.8			
1/4	15.4		25/1	1.4				
2	11.7		30	10.8	12.2			
5	<u>3.0</u>	<u>30.1</u>						
		414.3	5/2	0.1				
			6	<u>7.5</u>	7.6			
			11/3	0.8				
			12	0.9				
			15	8.8				
			26	2.5				
			27	<u>0.3</u>	13.3			

Appendix A, Table 2. (Cont.)

1955/56			1955/56 cont.			1955/56 cont.		
Day	Rainfall	Totals	Day	Rainfall	Totals	Day	Rainfall	Totals
27/10	12.9		4/1	7.8		3/4	8.5	
28	1.2		5	37.3		4	27.7	
29	<u>1.2</u>	15.3	6	9.1		10	<u>0.1</u>	<u>36.3</u>
			8	0.3				
6/11	14.7		9	1.0				546.2
7	31.0		12	0.2				
8	12.5		13	12.7				
9	1.8		14	2.3				
10	10.7		15	4.3				
11	9.5		16	0.1				
23	15.5		27	3.2				
24	34.4		28	0.8				
27	10.3		29	18.0				
28	0.5		30	<u>23.9</u>	121.0			
29	8.2							
30	<u>1.4</u>	150.5	9/2	10.8				
			20	4.8				
6/12	25.7		22	1.2				
7	28.9		29	<u>0.2</u>	17.0			
8	0.1							
14	13.3		1/3	32.8				
15	20.4		2	9.8				
24	6.2		3	6.0				
25	4.1		7	0.2				
26	<u>3.2</u>	101.9	15	2.1				
			16	0.3				
			19	12.3				
			27	2.8				
			28	7.8				
			29	22.0				
			30	<u>8.1</u>	104.2			

Appendix A. Table 2. (Cont.)

1956/57			1956/57 cont.			1957/58		
Day	Rainfall	Totals	Day	Rainfall	Totals	Day	Rainfall	Totals
6/11	1.4		1/2	55.5		20/10	1.5	
7	22.2		2	24.6		22	<u>0.4</u>	1.9
8	26.3		9	6.5		5/11	5.6	
28	<u>0.1</u>	50.0	10	2.0		6	17.8	
5/12	0.8		25	2.5		7	13.8	
6	3.6		26	<u>11.2</u>	102.3	14	4.5	
7	6.5		2/3	0.8		15	20.1	
8	35.4		6	24.5		16	18.8	
9	24.5		7	7.0		17	0.8	
10	0.4		11	3.7		27	0.1	
13	2.0		12	7.7		28	0.3	
19	1.1		13	30.2		29	<u>2.2</u>	83.5
20	15.3		14	34.0		1/12	4.0	
21	45.7		15	0.9		7	1.2	
22	1.0		20	0.4		8	3.6	
29	1.6		22	0.2		9	8.6	
30	0.5		23	4.0		19	4.1	
31	<u>1.2</u>	139.6	31	<u>0.1</u>	113.5	20	5.3	
6/1	0.4		2/4	0.6		23	1.1	
7	1.2		6	8.1		24	<u>1.2</u>	29.1
8	9.5		7	2.9		2/1	0.2	
18	10.9		19	3.0		4	19.4	
19	6.5		21	0.2		5	46.6	
20	16.8		29	<u>2.0</u>	16.8	6	28.4	
29	0.2		3/5	0.4		7	0.3	
30	4.4		9	8.6		9	7.0	
31	<u>23.1</u>	73.0	23	<u>14.5</u>	23.5	10	3.6	
			15/7	0.4	<u>0.4</u>	16	1.7	
					519.1	20	20.5	
						21	1.9	

Appendix A, Table 2. (Cont.)

1959/60			1959/60 cont.			1960/61		
Day	Rainfall	Totals	Day	Rainfall	Totals	Day	Rainfall	Totals
11/9	3.0		1/3	3.8		2/11	20.5	
13	0.1		7	12.6		17	16.9	
20	2.0		10	2.0		18	3.8	
21	<u>0.2</u>	5.3	11	7.0		19	1.2	
28/11	0.5		12	0.3		26	0.2	
29	<u>12.5</u>	13.0	22	6.6		27	<u>1.9</u>	44.5
26/12	0.1		23	22.7		5/12	0.5	
27	<u>0.4</u>	0.5	24	<u>14.1</u>	69.1	28	<u>5.0</u>	5.5
1/1	4.7		8/4	1.3		2/1	6.3	
2	5.1		9	<u>2.1</u>	3.4	3	3.8	
9	0.9		9/5	<u>1.1</u>	<u>1.1</u>	4	0.4	
21	1.8				140.6	9	3.9	
22	8.9					10	0.6	
23	0.5					11	0.5	
24	<u>7.3</u>	29.2				12	0.1	
2/2	1.6					18		
3	6.0					19	21.4	
4	10.4					20	70.6	
5	<u>1.0</u>	19.0				21	20.7	
						29	<u>1.4</u>	129.7
						1/2	23.6	
						2	10.5	
						5	2.0	
						7	8.6	
						8	25.6	
						14	34.6	
						15	5.5	
						16	10.9	
						17	1.0	
						18	3.3	
						19	5.7	
						23	0.9	
						24	2.6	
						26	2.2	
						27	<u>5.4</u>	141.9

Appendix A, Table 2. (Cont.)

1960/61 cont.			1961/62			1961/62 cont.		
Day	Rainfall	Totals	Day	Rainfall	Totals	Day	Rainfall	Totals
1/3	4.7		14/10	3.4		17/4	0.3	
6	17.4		26	1.1		18	0.3	
11	0.4		27	3.2		19	3.2	
12	0.1		30	<u>0.7</u>	8.4	20	<u>0.1</u>	3.9
15	0.1		3/11	1.6		9/5	<u>0.4</u>	<u>0.4</u>
19	5.3		10	0.7				228.0
20	4.8		21	0.9				
28	2.6		22	20.2				
29	<u>4.8</u>	40.2	23	<u>4.3</u>	27.7			
6/5	1.0		4/12	6.6				
7	<u>2.8</u>	<u>3.8</u>	6	1.7				
		365.6	7	31.2				
			12	1.7				
			13	3.9				
			14	29.1				
			22	0.5				
			23	1.1				
			31	<u>6.8</u>	82.6			
			6/1	7.6				
			7	1.0				
			10	2.2				
			11	0.3				
			20	5.6				
			21	9.7				
			25	1.9				
			26	2.2				
			27	0.3				
			28	4.5				
			29	<u>0.1</u>	35.4			
			8/2	6.0				
			17	4.8				
			19	27.8				
			20	25.9				
			21	4.5				
			27	<u>0.6</u>	69.6			

Appendix A, Table 2. (Cont.)

1962/63			1962/63 cont.			1963/64		
Day	Rainfall	Totals	Day	Rainfall	Totals	Day	Rainfall	Totals
9/10	3.9		1/5	3.4		20/10	10.4	
10	1.9		3	0.2		21	1.0	
24	<u>1.6</u>	7.4	7	<u>2.5</u>	<u>6.1</u>	22	6.1	
4/12	5.5				159.1	23	0.7	
6	15.6					31	<u>2.5</u>	20.7
7	2.0					1/11	15.0	
13	<u>8.2</u>	29.5				2	1.0	
2/1	0.1					20	6.2	
10	0.3					23	5.4	
17	<u>1.7</u>	2.1				24	1.5	
10/2	7.2					30	<u>15.0</u>	44.1
11	57.5					1/12	6.1	
12	15.9					2	67.4	
24	13.2					3	16.8	
25	<u>3.1</u>	96.9				5	0.3	
4/3	9.8					8	1.3	
5	3.2					9	36.5	
14	0.1					10	1.5	
16	1.7					28	0.3	
18	0.5					29	13.5	
19	<u>0.6</u>	16.1				30	3.3	
7/4	0.2					31	<u>3.1</u>	150.1
10	0.3					8/1	1.3	
23	0.3					14	1.2	
29	<u>0.2</u>	1.0				15	9.2	
						16	6.6	
						17	11.9	
						18	3.5	
						22	0.3	
						23	12.7	
						24	31.3	
						25	5.4	
						26	2.6	
						27	0.6	
						31	<u>1.4</u>	88.0

Appendix A, Table 2. (Cont.)

1963/64			1964/65			1964/65 cont.		
Day	Rainfall	Totals	Day	Rainfall	Totals	Day	Rainfall	Totals
2/2	0.2		17/11	18.5		4/2	12.6	
3	0.3		18	0.9		8	2.4	
4	9.3		19	3.6		9	0.2	
5	12.6		20	5.7		22	5.1	
8	0.4		21			28	<u>5.0</u>	25.3
9	4.8		22	5.2				
10	0.3		23	2.2		1/3	1.5	
11	0.5		24	10.7		11	0.9	
12	18.9		25	2.3		12	0.3	
13	7.8		26	<u>0.8</u>	49.9	21	2.7	
18	0.9					22	37.4	
22	3.5		7/12			23	16.2	
23	5.3		8	1.4		26	0.3	
24	0.5		9	0.1		31	<u>6.7</u>	66.0
25	0.1		10					
28	29.3		12	0.5		1/4	3.3	
29	<u>59.2</u>	153.9	13	25.2		2	13.0	
			14	2.4		3	1.2	
11/3	3.4		15	8.2		4	0.7	
12	0.2		21	0.1		18	3.6	
14	0.3		22	1.6		27	<u>0.2</u>	22.0
18	10.9		23	0.2				
19	2.3		31	<u>0.3</u>	40.0			405.0
20	1.4							
25	7.6		1/1	21.0				
26	<u>1.3</u>	27.4	6	0.9				
			8	19.4				
16/4	1.5		9	10.2				
20	<u>22.3</u>	23.8	10	42.5				
		508.0	11	52.0				
			12	2.8				
			13	7.6				
			14	1.8				
			16					
			17	0.3				
			18	9.8				
			19	27.9				
			26	1.8				
			28					
			29	<u>3.8</u>	201.8			