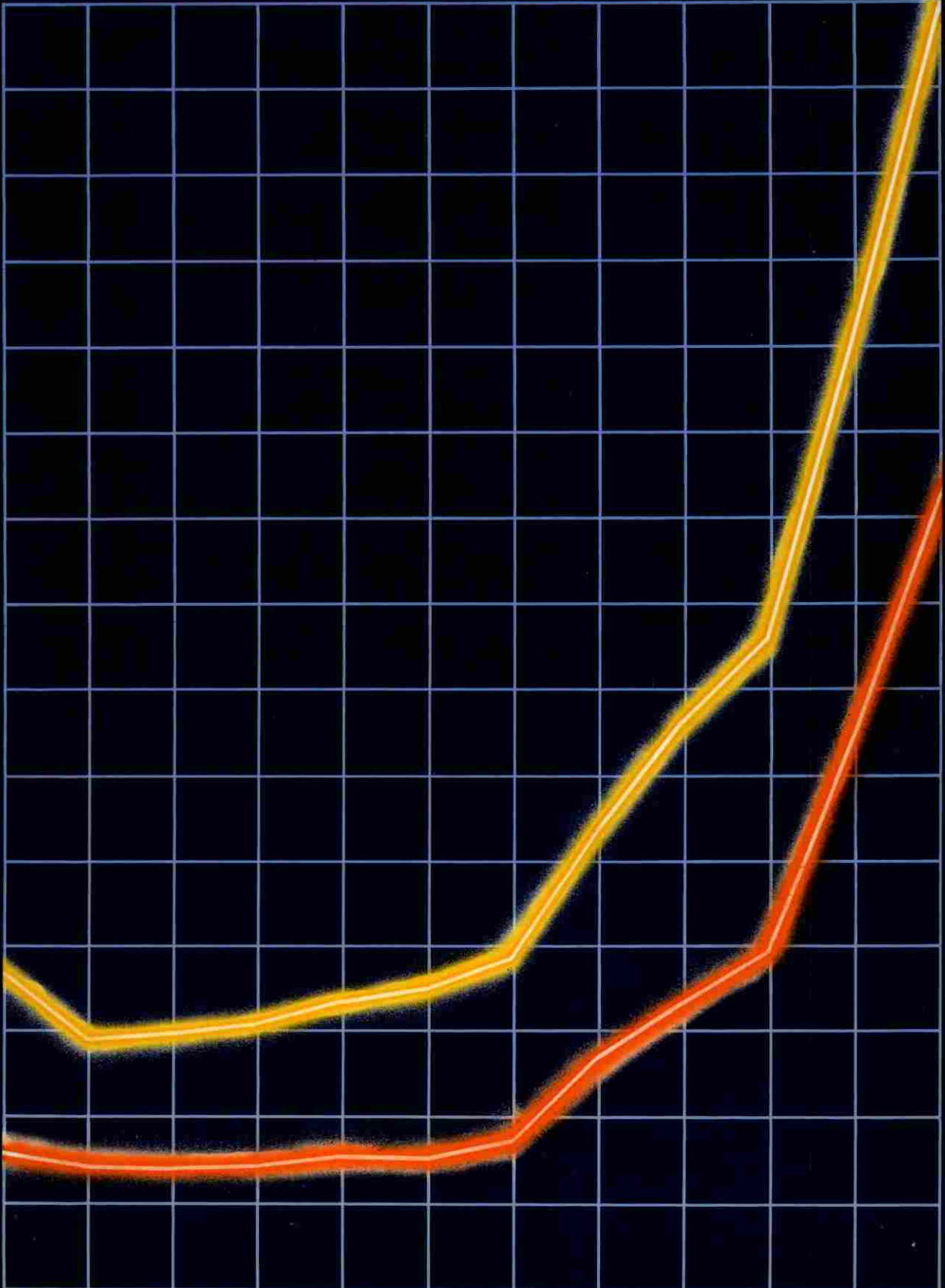


Petroleum product prices and their components in selected countries - 1982



**Petroleum product prices and
their components in selected
countries - 1982**

**Statistical Time Series
1960-1982**


**OPEC
Organization of the Petroleum
Exporting Countries**

**Obere Donaustrasse 93
A-1020 Vienna, Austria**

Cover shows, in red, the evolution of the netback price of a barrel of crude oil in Western Europe based on a constant 1975 US dollar exchange rate. The yellow line traces the evolution of the average retail price of gasoline in Western Europe based on a constant 1975 dollar exchange rate. The base line covers the period 1960-1982, with two years per grid, and the vertical scale is dollars, with \$10 per grid.

CONTENTS

| | | |
|-------------|---------------------------------------------------------|-----|
| Preface | | 1 |
| Methodology | | 3 |
| Part I: | Analysis in Current Dollars 1960-1982 | |
| | A. Basic Time Series | 7 |
| | B. Netback Calculations | 101 |
| Part II: | Analysis in Constant 1975 Exchange Dollars 1960-1982 | |
| | A. Basic Time Series | 115 |
| | B. Netback Calculations | 203 |
| Annex 1 | Consumption Pattern of Refined Products | 239 |
| Annex 2 | Description of the Price Quotations | 261 |



Preface

This volume is intended to give refined product prices and taxes for selected consuming countries in the form of yearly time-series. Since the last issue, four additional countries have been incorporated and every effort has been made to improve the data basis for countries previously reported. Additionally, supplements to this issue are available on request, giving the time-series in local currencies and also on a monthly basis since 1980, which might be of even greater interest to the analyst.


In addition to the plain price and tax series, the following are included:

- The consumption pattern of refined products.
- The aggregate price of a barrel of refined products to the consumers of each country.

For the aggregate price of the barrel in Western Europe, the main cost elements are evaluated on a simplified netback approach.

We would like to take this opportunity to acknowledge the various sources from which the basic data are derived; all these sources are duly recognized in the corresponding sections of this volume.

* * * *



Methodology

Since the last edition of this series (1981) only a few minor changes have been introduced in respect to the data basis.

Four additional countries have been included, which have been newly reported in the "Petroleum Times". For Canada, the monthly "Energy Detente" is now used to obtain information on prices and taxes on a regular basis. The "International Energy Annual" from the US Department of Energy has been replaced in most cases for data covering the more recent periods by other sources like the OECD "Quarterly Oil Statistics" or the UN "World Energy Statistics" which are now reporting with a shorter time lag.

Due to the fact that some of the time-series have been revised and new series included, the final analysis in this issue shows slightly different figures. The new set of data now embraces almost 26,000 price and tax changes. As in the case of the previous edition, this information was processed at the OPEC computing centre, together with an exchange rate file (monthly rates extracted from the International Financial Statistics) and a file containing the worldwide consumption pattern of refined products since 1960. The raw and incomparable data was unified into yearly time-series, taking the following facts into consideration:

1. Extraction of two price series per product, whenever possible, namely, one series nearest to the consumer, and the other nearest to the refinery.
2. Conversion of all different units into barrels, based on conversion rates derived from the product specifications for the EEC countries quoted in Eurostat: Definition of oil and products - Supplement to Bulletin "Energy Statistics".
3. Conversion into dollars.

For this purpose a "time-series generator" is operating in the following manner: Retrieval of the raw data, converting the original

units, computing monthly average figures in local currencies, converting the monthly quotations into dollars and, finally, arriving at a yearly average quotation for each product considered.

It is worth mentioning that in the compilation of the product price data, some difficulties were encountered due to inconsistencies, namely, changes in product names or the type of price quotation; the absence of clear definitions concerning the application of VAT; and the problem of homogenizing the data for such a long and dynamic time span as the years 1960-82, e.g. varying octane figures for gasoline, etc.

These unified time-series form the basis of this report and are used for analyzing the components contributing to the final price of a barrel of refined products paid by the consumer. The final price of the barrel was derived for each country through aggregation, taking the following into account:

1. The consumption of the main four groups of refined products, namely, gasoline, kerosene, distillates and residuals, to determine the weights of aggregation.
2. The plain arithmetical average applied to all products belonging to one group. Additionally, a check for consistency of aggregation was performed, a necessary step if more price than tax observations were reported in any one year.
3. The criterion for aggregation was that the existing prices and taxes should contribute at least 90 per cent (except for fuel oils, where no tax is accepted as reasonable).
4. The difference between the retail and wholesale barrel was termed "dealer's margin", although this figure might include cost elements other than those involved in operating a gasoline station, due to various price quotations (i.e. including regional differences).

In the final stage, this sample of the 16 West European countries


was used for further aggregation, and for the evaluation of the components of the price of the barrel of refined products paid by the consumer, back to the oil price fob (tax paid cost) which was proxied by the marker crude, Arabian Light. It should be noted that the distribution costs were computed by residuals and, therefore, include all those elements not explicitly considered, like distribution and marketing costs, additional transportation costs (pipeline, rail, etc.), profits, and so on.

The same analysis has been carried out for Canada and Japan separately. For the US the final analysis is presented for domestic, imported and composite refiners acquisition costs of crude oil to take into consideration the lower domestic oil costs within this country.

In the second part, the whole analysis is also presented in constant 1975 exchange US dollars, showing the effects of price changes on the consumer unbiased by US dollar appreciation/depreciation.

Further effort has been made to improve the computer software for the final analysis, so that the price series are now available on tape.


* * * *



PART I
ANALYSIS IN CURRENT DOLLARS
1960-1982

A. Basic Time Series

Austria
Belgium
Denmark
Finland
France
Germany, F.R.
Holland
Ireland
Italy
Luxembourg
Norway
Portugal
Spain
Sweden
Switzerland
United Kingdom
Western Europe
United States
Canada
Japan



I.AUSTRIA: PETROLEUM PRODUCTS PRICES AND TAXES - RETAIL QUOTATIONS

US DOLLAR PER BARREL

| PRODUCT | | 62 | 63 | 64 | 65 | 66 | 67 |
|---------|---|-------|-------|-------|-------|-------|-------|
| DOI DH | P | .00 | .00 | .00 | .00 | .00 | .00 |
| | T | .00 | .00 | .00 | .00 | .00 | .00 |
| GOI | P | 14.14 | 14.13 | 14.13 | 14.13 | 14.85 | 15.36 |
| | T | 6.00 | 6.00 | 6.00 | 6.00 | 6.73 | 7.25 |
| KEO | P | 16.84 | 16.84 | 16.83 | 16.84 | 17.55 | 18.06 |
| | T | 5.68 | 5.68 | 5.68 | 5.68 | 6.99 | 7.91 |
| PMG | P | 22.74 | 22.74 | 22.73 | 22.73 | 23.45 | 23.96 |
| | T | 12.06 | 12.05 | 12.05 | 12.05 | 12.85 | 13.43 |
| RMG | P | 19.67 | 19.66 | 19.66 | 19.66 | 20.37 | 20.88 |
| | T | 12.01 | 12.01 | 12.01 | 12.01 | 12.61 | 13.03 |

| PRODUCT | | 68 | 69 | 70 | 71 | 72 | 73 |
|---------|---|-------|-------|-------|-------|-------|-------|
| DOI DH | P | .00 | .00 | .00 | .00 | .00 | .00 |
| | T | .00 | .00 | .00 | .00 | .00 | .00 |
| GOI | P | 15.35 | 15.34 | 15.34 | 20.42 | 21.97 | 29.09 |
| | T | 7.25 | 7.24 | 7.24 | 11.85 | 12.75 | 18.67 |
| KEO | P | 18.05 | 18.04 | 18.04 | 23.23 | 24.99 | 31.08 |
| | T | 7.91 | 7.90 | 7.90 | 12.77 | 13.73 | 16.61 |
| PMG | P | 23.95 | 23.93 | 23.94 | 24.89 | 28.15 | 36.78 |
| | T | 13.42 | 13.41 | 13.41 | 13.95 | 15.22 | 22.09 |
| RMG | P | 20.88 | 20.86 | 20.87 | 21.70 | 24.72 | 32.07 |
| | T | 13.03 | 13.02 | 13.02 | 13.54 | 14.59 | 20.79 |

| PRODUCT | | 74 | 75 | 76 | 77 | 78 | 79 |
|---------|---|-------|-------|-------|-------|-------|-------|
| DOI DH | P | .00 | .00 | .00 | .00 | .00 | .00 |
| | T | .00 | .00 | .00 | .00 | .00 | .00 |
| GOI | P | 44.37 | 48.47 | 52.67 | 58.75 | 66.89 | 83.31 |
| | T | 21.45 | 23.05 | 26.56 | 29.99 | 34.15 | 41.16 |
| KEO | P | 47.68 | 52.31 | .00 | .00 | .00 | .00 |
| | T | 18.49 | 19.85 | .00 | .00 | .00 | .00 |
| PMG | P | 54.65 | 59.44 | 63.32 | 70.30 | 80.05 | 91.24 |
| | T | 26.87 | 28.84 | 32.37 | 36.36 | 41.40 | 48.19 |
| RMG | P | 48.65 | 53.04 | 57.11 | 63.56 | 72.37 | 82.90 |
| | T | 25.41 | 27.28 | 30.70 | 34.50 | 39.28 | 45.80 |

| PRODUCT | | 80 | 81 | 82 |
|---------|---|--------|--------|-------|
| DOI DH | P | .00 | 63.49 | 60.64 |
| | T | .00 | 13.74 | 13.16 |
| GOI | P | 106.76 | 101.16 | 96.10 |
| | T | 49.54 | 47.37 | 46.40 |
| KEO | P | .00 | .00 | .00 |
| | T | .00 | .00 | .00 |
| PMG | P | 110.21 | 106.85 | 99.92 |
| | T | 56.13 | 49.15 | 51.67 |
| RMG | P | 101.62 | 100.35 | 95.33 |
| | T | 53.54 | 50.79 | 49.92 |

NOTE: 0 INDICATES MISSING OBSERVATIONS

AUSTRIA: AVERAGE RETAIL PRICES AND TAXES FOR MAIN GROUPS OF PRODUCTS

US DOLLAR PER BARREL

A. PRICE

| YEAR | GASOLINE | KEROSENE | DISTILLATE | RESIDUAL |
|------|----------|----------|------------|----------|
| 60 | .00 | .00 | .00 | .00 |
| 61 | .00 | .00 | .00 | .00 |
| 62 | 21.21 | 16.84 | 14.14 | .00 |
| 63 | 21.20 | 16.84 | 14.13 | .00 |
| 64 | 21.20 | 16.83 | 14.13 | .00 |
| 65 | 21.20 | 16.84 | 14.13 | .00 |
| 66 | 21.91 | 17.55 | 14.85 | .00 |
| 67 | 22.42 | 18.06 | 15.36 | .00 |
| 68 | 22.41 | 18.05 | 15.35 | .00 |
| 69 | 22.39 | 18.04 | 15.34 | .00 |
| 70 | 22.40 | 18.04 | 15.34 | .00 |
| 71 | 23.30 | 23.23 | 20.42 | 5.21 |
| 72 | 26.43 | 24.99 | 21.97 | 5.99 |
| 73 | 34.42 | 31.08 | 29.09 | 7.24 |
| 74 | 51.65 | 47.68 | 44.37 | 12.91 |
| 75 | 56.24 | 52.31 | 48.47 | 13.44 |
| 76 | 60.21 | .00 | 52.67 | 13.42 |
| 77 | 66.93 | .00 | 58.75 | 14.91 |
| 78 | 76.21 | .00 | 66.89 | 16.85 |
| 79 | 87.07 | .00 | 83.31 | 21.23 |
| 80 | 105.91 | .00 | 106.76 | 28.99 |
| 81 | 103.60 | .00 | 82.32 | 36.94 |
| 82 | 97.63 | .00 | 78.37 | 32.57 |

B. TAX

| YEAR | GASOLINE | KEROSENE | DISTILLATE | RESIDUAL |
|------|----------|----------|------------|----------|
| 60 | .00 | .00 | .00 | .00 |
| 61 | .00 | .00 | .00 | .00 |
| 62 | 12.04 | 5.68 | 6.00 | .00 |
| 63 | 12.03 | 5.68 | 6.00 | .00 |
| 64 | 12.03 | 5.68 | 6.00 | .00 |
| 65 | 12.03 | 5.68 | 6.00 | .00 |
| 66 | 12.73 | 6.99 | 6.73 | .00 |
| 67 | 13.23 | 7.91 | 7.25 | .00 |
| 68 | 13.22 | 7.91 | 7.25 | .00 |
| 69 | 13.21 | 7.90 | 7.24 | .00 |
| 70 | 13.22 | 7.90 | 7.24 | .00 |
| 71 | 13.75 | 12.77 | 11.85 | .00 |
| 72 | 14.91 | 13.73 | 12.75 | .00 |
| 73 | 21.44 | 16.61 | 18.67 | .54 |
| 74 | 26.14 | 18.49 | 21.45 | .96 |
| 75 | 28.06 | 19.85 | 23.05 | 1.00 |
| 76 | 31.54 | .00 | 26.56 | .99 |
| 77 | 35.43 | .00 | 29.99 | 1.10 |
| 78 | 40.34 | .00 | 34.15 | 1.25 |
| 79 | 46.99 | .00 | 41.16 | 1.57 |
| 80 | 54.83 | .00 | 49.54 | 2.15 |
| 81 | 49.97 | .00 | 30.55 | 2.74 |
| 82 | 50.79 | .00 | 29.78 | 2.41 |

II.AUSTRIA: PETROLEUM PRODUCTS PRICES AND TAXES - WHOLESALE QUOTATIONS

US DOLLAR PER BARREL

| PRODUCT | | 62 | 63 | 64 | 65 | 66 | 67 |
|---------|---|-------|-------|-------|-------|-------|-------|
| FO5 HE | P | .00 | .00 | .00 | .00 | .00 | .00 |
| | T | .00 | .00 | .00 | .00 | .00 | .00 |
| GOI | P | 13.56 | 13.56 | 13.56 | 13.56 | 14.09 | 14.47 |
| | T | 6.00 | 6.00 | 6.00 | 6.00 | 6.60 | 7.03 |
| KEO | P | 13.53 | 13.52 | 13.52 | 13.52 | 14.24 | 14.75 |
| | T | 5.68 | 5.68 | 5.68 | 5.68 | 6.37 | 6.86 |
| PMG | P | 21.64 | 21.63 | 21.63 | 21.63 | 22.16 | 22.54 |
| | T | 12.06 | 12.05 | 12.05 | 12.05 | 12.65 | 13.08 |
| RMG | P | 18.56 | 18.56 | 18.55 | 18.56 | 19.09 | 19.47 |
| | T | 12.01 | 12.01 | 12.01 | 12.01 | 12.43 | 12.73 |

| PRODUCT | | 68 | 69 | 70 | 71 | 72 | 73 |
|---------|---|-------|-------|-------|-------|-------|-------|
| FO5 HE | P | .00 | .00 | .00 | 5.21 | 5.99 | 7.24 |
| | T | .00 | .00 | .00 | .00 | .00 | .54 |
| GOI | P | 14.47 | 14.46 | 14.46 | 19.33 | 20.80 | 27.58 |
| | T | 7.02 | 7.02 | 7.02 | 11.56 | 12.43 | 18.46 |
| KEO | P | 14.74 | 14.73 | 14.74 | 19.79 | 21.29 | 27.87 |
| | T | 6.86 | 6.85 | 6.86 | 11.42 | 12.29 | 16.37 |
| PMG | P | 22.53 | 22.51 | 22.52 | 23.42 | 26.57 | 35.20 |
| | T | 13.07 | 13.06 | 13.07 | 13.59 | 14.81 | 21.87 |
| RMG | P | 19.46 | 19.45 | 19.46 | 20.23 | 23.14 | 30.39 |
| | T | 12.73 | 12.72 | 12.72 | 13.23 | 14.23 | 20.56 |

| PRODUCT | | 74 | 75 | 76 | 77 | 78 | 79 |
|---------|---|-------|-------|-------|-------|-------|-------|
| FO5 HE | P | 12.91 | 13.44 | 13.42 | 14.91 | 16.85 | 21.23 |
| | T | .96 | 1.00 | .99 | 1.10 | 1.25 | 1.57 |
| GOI | P | 42.92 | 46.92 | 51.15 | 57.09 | 65.00 | 80.35 |
| | T | 21.25 | 22.83 | 26.33 | 29.74 | 33.87 | 40.84 |
| KEO | P | 44.33 | 48.73 | .00 | .00 | .00 | .00 |
| | T | 18.25 | 19.58 | .00 | .00 | .00 | .00 |
| PMG | P | 53.20 | 57.90 | 61.80 | 68.65 | 78.16 | 89.19 |
| | T | 26.67 | 28.62 | 32.15 | 36.11 | 41.12 | 47.88 |
| RMG | P | 47.04 | 51.32 | 55.41 | 61.71 | 70.27 | 80.62 |
| | T | 25.19 | 27.04 | 30.44 | 34.21 | 38.96 | 45.45 |

| PRODUCT | | 80 | 81 | 82 |
|---------|---|--------|--------|-------|
| FO5 HE | P | 28.99 | 36.94 | 32.57 |
| | T | 2.15 | 2.74 | 2.41 |
| GOI | P | 103.17 | 98.77 | 94.23 |
| | T | 49.21 | 47.18 | 46.10 |
| KEO | P | .00 | .00 | .00 |
| | T | .00 | .00 | .00 |
| PMG | P | 108.10 | 105.24 | 98.05 |
| | T | 55.87 | 52.73 | 51.38 |
| RMG | P | 99.26 | 98.68 | 93.47 |
| | T | 53.18 | 50.55 | 49.63 |

NOTE: 0 INDICATES MISSING OBSERVATIONS

FINAL ANALYSIS FOR: AUSTRIA

US DOLLAR PER BARREL

| YEAR | R E T A I L | | W H O L E S A L E | |
|------|-------------|-------|-------------------|-------|
| | PRICE | TAX | PRICE | TAX |
| 62 | .00 | 4.25 | .00 | 4.25 |
| 63 | .00 | 4.14 | .00 | 4.14 |
| 64 | .00 | 4.01 | .00 | 4.01 |
| 65 | .00 | 4.14 | .00 | 4.14 |
| 66 | .00 | 4.68 | .00 | 4.60 |
| 67 | .00 | 4.89 | .00 | 4.75 |
| 68 | .00 | 4.62 | .00 | 4.49 |
| 69 | .00 | 5.00 | .00 | 4.86 |
| 70 | .00 | 4.81 | .00 | 4.67 |
| 71 | 12.83 | 5.85 | 12.23 | 5.70 |
| 72 | 15.17 | 6.94 | 14.46 | 6.76 |
| 73 | 22.28 | 12.42 | 21.30 | 12.29 |
| 74 | 31.46 | 12.97 | 30.65 | 12.86 |
| 75 | 34.89 | 14.48 | 34.00 | 14.36 |
| 76 | 35.52 | 15.40 | 34.72 | 15.28 |
| 77 | 42.04 | 19.00 | 41.08 | 18.85 |
| 78 | 47.00 | 21.09 | 45.92 | 20.92 |
| 79 | 57.77 | 25.82 | 56.30 | 25.64 |
| 80 | 71.72 | 29.82 | 70.12 | 29.65 |
| 81 | 68.50 | 23.96 | 67.71 | 24.42 |
| 82 | 63.77 | 23.85 | 62.98 | 23.73 |

CALCULATION OF EX TAX PRICES AND DEALER MARGIN

| YEAR | RETAIL | WHOLESALE | DEALER |
|------|--------|-----------|--------|
| 71 | 6.99 | 6.53 | .45 |
| 72 | 8.22 | 7.70 | .53 |
| 73 | 9.85 | 9.01 | .85 |
| 74 | 18.49 | 17.80 | .70 |
| 75 | 20.41 | 19.64 | .77 |
| 76 | 20.12 | 19.43 | .68 |
| 77 | 23.05 | 22.23 | .82 |
| 78 | 25.91 | 25.00 | .91 |
| 79 | 31.95 | 30.66 | 1.29 |
| 80 | 41.89 | 40.47 | 1.43 |
| 81 | 44.55 | 43.29 | 1.26 |
| 82 | 39.92 | 39.25 | .67 |

NOTE: 0 INDICATES LACK OF DATA

I. BELGIUM: PETROLEUM PRODUCTS PRICES AND TAXES - RETAIL QUOTATIONS

US DOLLAR PER BARREL

| PRODUCT | | 60 | 61 | 62 | 63 | 64 | 65 |
|---------|---|-------|-------|-------|-------|-------|-------|
| DOI AG | P | .00 | .00 | .00 | .00 | .00 | .00 |
| | T | .00 | .00 | .00 | .00 | .00 | .00 |
| DOI LI | P | .00 | .00 | .00 | .00 | .00 | .00 |
| | T | .00 | .00 | .00 | .00 | .00 | .00 |
| FO1 LI | P | 5.93 | 5.81 | 5.64 | 5.52 | 6.10 | 6.38 |
| | T | .92 | .92 | .92 | .92 | .92 | .92 |
| FO1 ME | P | .00 | .00 | 5.60 | 5.46 | 5.32 | 5.47 |
| | T | .00 | .00 | 1.01 | 1.01 | 1.01 | 1.01 |
| FO5 HE | P | .00 | .00 | 4.73 | 4.57 | 4.49 | 4.60 |
| | T | .00 | .00 | .95 | .95 | .95 | .92 |
| FO6 EH | P | 4.53 | 4.51 | 4.31 | 4.15 | 4.10 | 4.15 |
| | T | .91 | .91 | .93 | .91 | .90 | .85 |
| GOI IN | P | 8.83 | 8.49 | 7.98 | 8.01 | 7.78 | 8.07 |
| | T | 2.08 | 2.07 | 2.08 | 2.07 | 2.11 | 2.27 |
| KEO | P | 17.69 | 16.98 | 12.08 | 11.98 | 11.61 | 11.59 |
| | T | 2.69 | 2.68 | 2.68 | 2.68 | 2.63 | 2.37 |
| KEO VA | P | .00 | .00 | .00 | .00 | .00 | .00 |
| | T | .00 | .00 | .00 | .00 | .00 | .00 |
| PMG | P | 25.82 | 25.71 | 25.62 | 26.06 | 26.06 | 26.01 |
| | T | 17.21 | 17.17 | 17.19 | 17.17 | 17.17 | 17.07 |
| RMG | P | 24.47 | 24.36 | 24.02 | 24.33 | 24.46 | 24.41 |
| | T | 17.08 | 17.04 | 17.06 | 17.04 | 17.05 | 17.01 |

| PRODUCT | | 66 | 67 | 68 | 69 | 70 | 71 |
|---------|---|-------|-------|-------|-------|-------|-------|
| DOI AG | P | .00 | 13.71 | 13.81 | 17.85 | 17.97 | 19.17 |
| | T | .00 | 5.25 | 5.22 | 8.85 | 8.99 | 12.46 |
| DOI LI | P | .00 | .00 | .00 | .00 | .00 | .00 |
| | T | .00 | .00 | .00 | .00 | .00 | .00 |
| FO1 LI | P | 7.59 | 7.90 | 7.99 | 7.67 | 8.11 | 9.06 |
| | T | 1.26 | 1.89 | 1.90 | 1.85 | 1.87 | 2.40 |
| FO1 ME | P | 5.58 | 5.78 | 5.68 | 5.08 | 6.11 | 6.67 |
| | T | 1.01 | 1.04 | 1.04 | .95 | 1.03 | .93 |
| FO5 HE | P | 4.67 | 4.76 | 4.57 | 4.19 | 5.18 | 5.81 |
| | T | .94 | .98 | .94 | .88 | .95 | .86 |
| FO6 EH | P | 4.17 | 4.20 | 3.90 | 3.49 | 4.68 | 5.37 |
| | T | .87 | .91 | .86 | .80 | .84 | .81 |
| GOI IN | P | 9.17 | 8.91 | 9.02 | 8.72 | 9.04 | 9.55 |
| | T | 2.38 | 2.62 | 2.66 | 2.60 | 2.65 | 2.66 |
| KEO | P | 12.20 | 12.82 | 12.91 | 12.38 | 13.95 | 13.43 |
| | T | 2.87 | 3.84 | 3.84 | 3.76 | 3.81 | 4.68 |
| KEO VA | P | .00 | 12.24 | 12.33 | 11.80 | 12.00 | 11.60 |
| | T | .00 | 2.75 | 2.76 | 2.52 | 2.71 | 4.12 |
| PMG | P | 29.23 | 29.71 | 29.28 | 29.16 | 29.30 | 32.03 |
| | T | 18.29 | 20.54 | 20.27 | 20.21 | 20.22 | 26.93 |
| RMG | P | 27.64 | 28.11 | 27.68 | 27.60 | 27.70 | 30.45 |
| | T | 18.17 | 20.36 | 20.10 | 20.03 | 20.10 | 26.37 |

I. BELGIUM: PETROLEUM PRODUCTS PRICES AND TAXES - RETAIL QUOTATIONS

US DOLLAR PER BARREL

| PRODUCT | | 72 | 73 | 74 | 75 | 76 | 77 |
|---------|---|-------|-------|-------|-------|-------|-------|
| DOI AG | P | 21.84 | 27.18 | 32.02 | 38.21 | 38.07 | 41.89 |
| | T | 14.03 | 16.29 | 18.79 | 21.37 | 16.87 | 17.57 |
| DOI LI | P | .00 | .00 | .00 | 20.38 | 20.94 | 23.47 |
| | T | .00 | .00 | .00 | 3.11 | 3.04 | 3.33 |
| FO1 LI | P | 9.68 | 11.87 | .00 | .00 | .00 | .00 |
| | T | 2.82 | 3.31 | .00 | .00 | .00 | .00 |
| FO1 ME | P | 6.83 | 8.14 | 13.52 | 15.75 | 16.13 | 18.10 |
| | T | 1.16 | 1.37 | 1.89 | 1.28 | 1.28 | 1.42 |
| FO5 HE | P | 5.60 | 6.57 | 12.00 | 13.99 | 14.39 | 16.18 |
| | T | 1.02 | 1.19 | 1.73 | 1.20 | 1.20 | 1.33 |
| FO6 EH | P | 4.89 | 5.70 | 11.13 | 12.88 | 13.31 | 15.01 |
| | T | .94 | 1.09 | 1.64 | 1.14 | 1.15 | 1.27 |
| GOI IN | P | 10.30 | 12.55 | 17.40 | 20.95 | 21.37 | 23.75 |
| | T | 2.89 | 3.39 | 3.75 | 3.14 | 3.06 | 3.34 |
| KEO | P | 14.61 | 16.71 | 21.84 | 25.90 | 25.54 | 28.17 |
| | T | 5.16 | 5.87 | 4.22 | 3.42 | 3.30 | 3.59 |
| KEO VA | P | 12.36 | 14.16 | 19.37 | 23.36 | 23.39 | 25.59 |
| | T | 4.63 | 5.27 | 3.91 | 3.28 | 3.18 | 3.45 |
| PMG | P | 36.19 | 45.86 | 55.14 | 62.03 | 63.04 | 69.51 |
| | T | 30.25 | 39.95 | 41.15 | 40.42 | 35.82 | 38.12 |
| RMG | P | 34.28 | 43.78 | 53.01 | 60.25 | 60.83 | 67.56 |
| | T | 29.67 | 39.32 | 40.58 | 40.19 | 35.67 | 38.01 |

| PRODUCT | | 78 | 79 | 80 | 81 | 82 |
|---------|---|-------|-------|--------|--------|--------|
| DOI AG | P | 47.79 | 62.32 | 81.68 | 84.50 | 79.88 |
| | T | 20.77 | 23.79 | 27.67 | 32.39 | 30.19 |
| DOI LI | P | 25.90 | 37.45 | 52.13 | 52.23 | 51.99 |
| | T | 3.75 | 4.56 | 5.48 | 6.52 | 7.55 |
| FO1 LI | P | .00 | .00 | .00 | .00 | .00 |
| | T | .00 | .00 | .00 | .00 | .00 |
| FO1 ME | P | 19.16 | 25.49 | 39.54 | 42.93 | 40.89 |
| | T | 1.54 | 1.93 | 3.19 | 5.32 | 5.94 |
| FO5 HE | P | 16.84 | 20.82 | 34.42 | 38.57 | 35.69 |
| | T | 1.42 | 1.68 | 2.88 | 4.75 | 5.19 |
| FO6 EH | P | 15.44 | 17.79 | 31.18 | 35.55 | 32.40 |
| | T | 1.36 | 1.52 | 2.69 | 4.36 | 4.71 |
| GOI IN | P | 26.22 | 37.79 | 52.54 | 52.53 | 52.25 |
| | T | 3.77 | 4.58 | 5.51 | 6.56 | 7.59 |
| KEO | P | 31.42 | 42.17 | 55.32 | 55.09 | 54.24 |
| | T | 4.06 | 4.83 | 5.69 | 6.88 | 7.88 |
| KEO VA | P | 28.46 | 40.54 | 55.34 | 55.09 | 54.24 |
| | T | 3.89 | 4.74 | 5.69 | 6.88 | 7.88 |
| PMG | P | 82.73 | 98.36 | 126.50 | 120.77 | 109.58 |
| | T | 50.10 | 54.80 | 63.16 | 60.93 | 56.04 |
| RMG | P | 80.69 | 96.47 | 123.69 | 116.75 | 105.94 |
| | T | 49.82 | 54.54 | 62.36 | 60.17 | 55.34 |

NOTE: 0 INDICATES MISSING OBSERVATIONS

II. BELGIUM: PETROLEUM PRODUCTS PRICES AND TAXES - WHOLESALE QUOTATIONS

US DOLLAR PER BARREL

| PRODUCT | | 60 | 61 | 62 | 63 | 64 | 65 |
|---------|---|-------|-------|-------|-------|-------|-------|
| DOI AG | P | .00 | .00 | .00 | .00 | .00 | .00 |
| | T | .00 | .00 | .00 | .00 | .00 | .00 |
| DOI LI | P | .00 | .00 | .00 | .00 | .00 | .00 |
| | T | .00 | .00 | .00 | .00 | .00 | .00 |
| FO1 LI | P | 5.73 | 5.62 | 5.45 | 5.33 | 5.87 | 6.16 |
| | T | .92 | .92 | .92 | .92 | .92 | .92 |
| FO1 ME | P | .00 | .00 | 5.37 | 5.23 | 5.09 | 5.24 |
| | T | .00 | .00 | 1.01 | 1.01 | 1.01 | 1.01 |
| FO5 HE | P | .00 | .00 | 4.49 | 4.34 | 4.25 | 4.36 |
| | T | .00 | .00 | .95 | .95 | .95 | .92 |
| FO6 EH | P | 4.29 | 4.27 | 4.07 | 3.91 | 3.86 | 3.91 |
| | T | .91 | .91 | .93 | .91 | .90 | .85 |
| GOI IN | P | 7.58 | 7.67 | 7.82 | 7.79 | 7.55 | 7.85 |
| | T | 2.08 | 2.07 | 2.08 | 2.07 | 2.11 | 2.27 |
| KEO | P | 10.81 | 10.81 | 10.80 | 10.71 | 10.33 | 10.31 |
| | T | 2.69 | 2.68 | 2.68 | 2.68 | 2.63 | 2.37 |
| KEO VA | P | .00 | .00 | .00 | .00 | .00 | .00 |
| | T | .00 | .00 | .00 | .00 | .00 | .00 |
| PMG | P | 24.22 | 24.14 | 24.18 | 24.59 | 24.62 | 24.40 |
| | T | 17.21 | 17.17 | 17.19 | 17.17 | 17.17 | 17.07 |
| RMG | P | 22.87 | 22.78 | 22.59 | 22.99 | 23.02 | 22.79 |
| | T | 17.08 | 17.04 | 17.06 | 17.04 | 17.05 | 17.01 |

| PRODUCT | | 66 | 67 | 68 | 69 | 70 | 71 |
|---------|---|-------|-------|-------|-------|-------|-------|
| DOI AG | P | .00 | 11.28 | 11.37 | 14.78 | 15.17 | 16.21 |
| | T | .00 | 5.25 | 5.22 | 8.85 | 8.99 | 12.02 |
| DOI LI | P | .00 | .00 | .00 | .00 | .00 | .00 |
| | T | .00 | .00 | .00 | .00 | .00 | .00 |
| FO1 LI | P | 7.35 | 7.67 | 7.77 | 7.45 | 7.89 | 8.80 |
| | T | 1.26 | 1.89 | 1.90 | 1.85 | 1.87 | 2.37 |
| FO1 ME | P | 5.35 | 5.55 | 5.45 | 4.85 | 5.89 | 6.41 |
| | T | 1.01 | 1.04 | 1.04 | .95 | 1.03 | .91 |
| FO5 HE | P | 4.43 | 4.53 | 4.25 | 3.95 | 4.85 | 5.52 |
| | T | .94 | .98 | .94 | .88 | .95 | .83 |
| FO6 EH | P | 3.93 | 3.95 | 3.66 | 3.25 | 4.44 | 5.10 |
| | T | .87 | .91 | .86 | .80 | .84 | .79 |
| GOI IN | P | 8.95 | 8.69 | 8.80 | 8.50 | 8.81 | 9.16 |
| | T | 2.38 | 2.62 | 2.66 | 2.60 | 2.65 | 2.61 |
| KEO | P | 10.93 | 11.54 | 11.63 | 11.11 | 11.30 | 11.01 |
| | T | 2.87 | 3.84 | 3.84 | 3.76 | 3.81 | 4.40 |
| KEO VA | P | .00 | 10.96 | 11.06 | 10.54 | 10.72 | 10.98 |
| | T | .00 | 2.75 | 2.76 | 2.52 | 2.71 | 4.06 |
| PMG | P | 27.57 | 28.11 | 27.78 | 27.57 | 27.76 | 29.89 |
| | T | 18.29 | 20.54 | 20.27 | 20.21 | 20.22 | 26.62 |
| RMG | P | 25.98 | 26.51 | 26.19 | 26.08 | 26.18 | 28.18 |
| | T | 18.17 | 20.36 | 20.10 | 20.03 | 20.10 | 26.04 |

II. BELGIUM: PETROLEUM PRODUCTS PRICES AND TAXES - WHOLESALE QUOTATIONS

US DOLLAR PER BARREL

| PRODUCT | | 72 | 73 | 74 | 75 | 76 | 77 |
|---------|---|-------|-------|-------|-------|-------|-------|
| DOI AG | P | 18.06 | 23.03 | 31.70 | 37.83 | 37.74 | 41.54 |
| | T | 13.46 | 15.66 | 18.74 | 21.32 | 16.83 | 17.53 |
| DOI LI | P | .00 | .00 | .00 | 20.06 | 20.64 | 23.14 |
| | T | .00 | .00 | .00 | 3.09 | 3.02 | 3.31 |
| FO1 LI | P | 9.39 | 11.54 | .00 | .00 | .00 | .00 |
| | T | 2.79 | 3.27 | .00 | .00 | .00 | .00 |
| FO1 ME | P | 6.53 | 7.80 | 13.18 | 15.42 | 15.82 | 17.76 |
| | T | 1.13 | 1.33 | 1.85 | 1.26 | 1.27 | 1.40 |
| FO5 HE | P | 5.29 | 6.23 | 11.65 | 13.65 | 14.06 | 15.83 |
| | T | .99 | 1.15 | 1.69 | 1.18 | 1.18 | 1.31 |
| FO6 EH | P | 4.58 | 5.35 | 10.78 | 12.53 | 12.98 | 14.65 |
| | T | .91 | 1.05 | 1.60 | 1.12 | 1.13 | 1.25 |
| GOI IN | P | 10.01 | 12.22 | 17.07 | 20.63 | 21.07 | 23.42 |
| | T | 2.86 | 3.35 | 3.71 | 3.12 | 3.05 | 3.32 |
| KEO | P | 12.00 | 13.75 | 18.93 | 22.90 | 22.95 | 25.12 |
| | T | 4.84 | 5.50 | 3.98 | 3.25 | 3.15 | 3.42 |
| KEO VA | P | 12.00 | 13.75 | 18.93 | 22.94 | 22.95 | 25.12 |
| | T | 4.58 | 5.22 | 3.88 | 3.25 | 3.15 | 3.42 |
| PMG | P | 34.24 | 42.98 | 51.62 | 58.28 | 58.88 | 64.52 |
| | T | 29.95 | 39.51 | 40.71 | 40.20 | 35.58 | 37.83 |
| RMG | P | 32.48 | 40.68 | 49.57 | 56.52 | 56.68 | 62.65 |
| | T | 29.39 | 38.84 | 40.14 | 39.98 | 35.44 | 37.73 |

| PRODUCT | | 78 | 79 | 80 | 81 | 82 |
|---------|---|-------|-------|--------|--------|--------|
| DOI AG | P | 47.39 | 61.97 | 81.22 | 84.13 | 79.57 |
| | T | 20.72 | 23.74 | 27.60 | 32.33 | 30.13 |
| DOI LI | P | 25.52 | 37.05 | 51.72 | 51.89 | 51.70 |
| | T | 3.73 | 4.54 | 5.46 | 6.48 | 7.51 |
| FO1 LI | P | .00 | .00 | .00 | .00 | .00 |
| | T | .00 | .00 | .00 | .00 | .00 |
| FO1 ME | P | 18.77 | 25.07 | 39.12 | 42.58 | 40.60 |
| | T | 1.52 | 1.91 | 3.16 | 5.27 | 5.90 |
| FO5 HE | P | 16.44 | 20.40 | 33.99 | 38.23 | 35.39 |
| | T | 1.40 | 1.66 | 2.85 | 4.71 | 5.14 |
| FO6 EH | P | 15.03 | 17.37 | 30.79 | 35.26 | 32.09 |
| | T | 1.33 | 1.50 | 2.66 | 4.33 | 4.66 |
| GOI IN | P | 25.84 | 37.39 | 52.16 | 52.18 | 52.02 |
| | T | 3.74 | 4.56 | 5.48 | 6.51 | 7.56 |
| KEO | P | 27.92 | 39.92 | 54.75 | 54.60 | 53.83 |
| | T | 3.86 | 4.70 | 5.66 | 6.82 | 7.82 |
| KEO VA | P | 27.92 | 40.16 | 54.75 | 54.60 | 53.83 |
| | T | 3.86 | 4.71 | 5.66 | 6.82 | 7.82 |
| PMG | P | 76.77 | 90.76 | 118.57 | 113.65 | 103.99 |
| | T | 49.29 | 53.75 | 62.01 | 59.58 | 54.97 |
| RMG | P | 75.02 | 89.43 | 115.78 | 109.63 | 100.39 |
| | T | 49.05 | 53.57 | 61.21 | 58.82 | 54.28 |

NOTE: 0 INDICATES MISSING OBSERVATIONS

BELGIUM: AVERAGE RETAIL PRICES AND TAXES FOR MAIN GROUPS OF PRODUCTS

US DOLLAR PER BARREL

A. PRICE

| YEAR | GASOLINE | KEROSENE | DISTILLATE | RESIDUAL |
|------|----------|----------|------------|----------|
| 60 | 25.14 | 17.69 | 8.83 | 5.23 |
| 61 | 25.04 | 16.98 | 8.49 | 5.16 |
| 62 | 24.82 | 12.08 | 7.98 | 5.07 |
| 63 | 25.20 | 11.98 | 8.01 | 4.92 |
| 64 | 25.26 | 11.61 | 7.78 | 5.00 |
| 65 | 25.21 | 11.59 | 8.07 | 5.15 |
| 66 | 28.44 | 12.20 | 9.17 | 5.50 |
| 67 | 28.91 | 12.53 | 11.31 | 5.66 |
| 68 | 28.48 | 12.62 | 11.41 | 5.53 |
| 69 | 28.38 | 12.09 | 13.29 | 5.10 |
| 70 | 28.50 | 12.98 | 13.50 | 6.02 |
| 71 | 31.24 | 12.52 | 14.36 | 6.73 |
| 72 | 35.23 | 13.48 | 16.07 | 6.75 |
| 73 | 44.82 | 15.44 | 19.86 | 8.07 |
| 74 | 54.07 | 20.60 | 24.71 | 12.22 |
| 75 | 61.14 | 24.63 | 26.51 | 14.21 |
| 76 | 61.94 | 24.46 | 26.79 | 14.61 |
| 77 | 68.53 | 26.88 | 29.70 | 16.43 |
| 78 | 81.71 | 29.94 | 33.30 | 17.15 |
| 79 | 97.42 | 41.36 | 45.85 | 21.37 |
| 80 | 125.10 | 55.33 | 62.12 | 35.05 |
| 81 | 118.76 | 55.09 | 63.09 | 39.02 |
| 82 | 107.76 | 54.24 | 61.37 | 36.33 |

B. TAX

| YEAR | GASOLINE | KEROSENE | DISTILLATE | RESIDUAL |
|------|----------|----------|------------|----------|
| 60 | 17.15 | 2.69 | 2.08 | .92 |
| 61 | 17.11 | 2.68 | 2.07 | .91 |
| 62 | 17.13 | 2.68 | 2.08 | .95 |
| 63 | 17.10 | 2.68 | 2.07 | .95 |
| 64 | 17.11 | 2.63 | 2.11 | .94 |
| 65 | 17.04 | 2.37 | 2.27 | .93 |
| 66 | 18.23 | 2.87 | 2.38 | 1.02 |
| 67 | 20.45 | 3.29 | 3.94 | 1.21 |
| 68 | 20.19 | 3.30 | 3.94 | 1.18 |
| 69 | 20.12 | 3.14 | 5.73 | 1.12 |
| 70 | 20.16 | 3.26 | 5.82 | 1.17 |
| 71 | 26.65 | 4.40 | 7.56 | 1.25 |
| 72 | 29.96 | 4.89 | 8.46 | 1.49 |
| 73 | 39.63 | 5.57 | 9.84 | 1.74 |
| 74 | 40.86 | 4.07 | 11.27 | 1.75 |
| 75 | 40.30 | 3.35 | 9.21 | 1.21 |
| 76 | 35.75 | 3.24 | 7.66 | 1.21 |
| 77 | 38.06 | 3.52 | 8.08 | 1.34 |
| 78 | 49.96 | 3.98 | 9.43 | 1.44 |
| 79 | 54.67 | 4.78 | 10.98 | 1.71 |
| 80 | 62.76 | 5.69 | 12.89 | 2.92 |
| 81 | 60.55 | 6.88 | 15.16 | 4.81 |
| 82 | 55.69 | 7.88 | 15.11 | 5.28 |

FINAL ANALYSIS FOR: BELGIUM

US DOLLAR PER BARREL

| YEAR | R E T A I L | | W H O L E S A L E | |
|------|-------------|-------|-------------------|-------|
| | PRICE | TAX | PRICE | TAX |
| 60 | 10.95 | 4.68 | 9.87 | 4.68 |
| 61 | 10.50 | 4.44 | 9.62 | 4.44 |
| 62 | 10.37 | 4.86 | 9.90 | 4.86 |
| 63 | 9.72 | 4.15 | 9.27 | 4.15 |
| 64 | 9.27 | 3.90 | 8.83 | 3.90 |
| 65 | 9.42 | 3.90 | 8.96 | 3.90 |
| 66 | 10.26 | 3.99 | 9.82 | 3.99 |
| 67 | 10.89 | 4.73 | 10.05 | 4.73 |
| 68 | 10.87 | 4.70 | 10.02 | 4.70 |
| 69 | 11.13 | 5.18 | 10.18 | 5.18 |
| 70 | 11.77 | 5.29 | 10.84 | 5.29 |
| 71 | 12.88 | 6.93 | 11.79 | 6.78 |
| 72 | 14.18 | 7.89 | 12.96 | 7.71 |
| 73 | 19.00 | 10.93 | 17.34 | 10.69 |
| 74 | 23.72 | 11.44 | 22.89 | 11.34 |
| 75 | 27.02 | 10.75 | 26.12 | 10.70 |
| 76 | 27.57 | 9.53 | 26.63 | 9.47 |
| 77 | 30.81 | 10.24 | 29.71 | 10.17 |
| 78 | 34.63 | 12.68 | 33.34 | 12.53 |
| 79 | 45.35 | 14.66 | 43.80 | 14.47 |
| 80 | 61.61 | 16.98 | 59.96 | 16.76 |
| 81 | 62.90 | 18.59 | 61.41 | 18.32 |
| 82 | 59.26 | 17.96 | 58.07 | 17.74 |

CALCULATION OF EX TAX PRICES AND DEALER MARGIN

| YEAR | RETAIL | WHOLESALE | DEALER |
|------|--------|-----------|--------|
| 60 | 6.27 | 5.19 | 1.08 |
| 61 | 6.06 | 5.18 | .88 |
| 62 | 5.51 | 5.04 | .47 |
| 63 | 5.57 | 5.12 | .45 |
| 64 | 5.37 | 4.93 | .44 |
| 65 | 5.52 | 5.06 | .46 |
| 66 | 6.27 | 5.82 | .45 |
| 67 | 6.16 | 5.32 | .84 |
| 68 | 6.17 | 5.32 | .85 |
| 69 | 5.95 | 5.00 | .95 |
| 70 | 6.48 | 5.54 | .94 |
| 71 | 5.95 | 5.01 | .94 |
| 72 | 6.28 | 5.24 | 1.04 |
| 73 | 8.06 | 6.65 | 1.41 |
| 74 | 12.28 | 11.55 | .72 |
| 75 | 16.27 | 15.42 | .85 |
| 76 | 18.05 | 17.16 | .89 |
| 77 | 20.58 | 19.54 | 1.03 |
| 78 | 21.94 | 20.81 | 1.13 |
| 79 | 30.69 | 29.33 | 1.36 |
| 80 | 44.63 | 43.20 | 1.43 |
| 81 | 44.31 | 43.09 | 1.22 |
| 82 | 41.30 | 40.33 | .97 |

NOTE:0 INDICATES LACK OF DATA

I. DENMARK: PETROLEUM PRODUCTS PRICES AND TAXES - RETAIL QUOTATIONS

US DOLLAR PER BARREL

| PRODUCT | | 67 | 68 | 69 | 70 | 71 | 72 |
|---------|---|-------|-------|-------|-------|-------|-------|
| DOI AG | P | 7.60 | 7.95 | 7.56 | 8.21 | 9.96 | 10.71 |
| | T | .23 | .00 | .00 | .00 | .00 | .00 |
| FO1 LI | P | 4.18 | 4.16 | 4.03 | 4.32 | 5.20 | 4.93 |
| | T | .00 | .00 | .00 | .00 | .00 | .00 |
| FO3 ME | P | 4.09 | 4.08 | 3.94 | 4.21 | 5.14 | 4.80 |
| | T | .00 | .00 | .00 | .00 | .00 | .00 |
| FO5 HE | P | 3.55 | 3.90 | 3.75 | 4.06 | 4.98 | 4.63 |
| | T | .00 | .00 | .00 | .00 | .00 | .00 |
| GOI | P | 5.72 | 6.05 | 5.66 | 6.11 | 7.66 | 8.03 |
| | T | .23 | .00 | .00 | .00 | .00 | .00 |
| GOI HE | P | 5.33 | 5.72 | 5.21 | 5.71 | 7.13 | 7.56 |
| | T | .23 | .00 | .00 | .00 | .00 | .00 |
| KEO WW | P | 8.52 | 9.22 | 8.98 | 9.78 | .00 | .00 |
| | T | .00 | .00 | .00 | .00 | .00 | .00 |
| PMG 97 | P | .00 | .00 | .00 | .00 | .00 | 32.54 |
| | T | .00 | .00 | .00 | .00 | .00 | 17.87 |
| PMG 99 | P | 27.32 | 27.58 | 28.06 | 28.90 | 30.57 | 33.23 |
| | T | 16.31 | 15.28 | 15.49 | 16.53 | 16.80 | 17.87 |
| RMG 93 | P | 26.15 | 26.44 | 26.81 | 27.75 | 29.49 | 32.08 |
| | T | 16.31 | 15.28 | 15.49 | 16.53 | 16.80 | 17.87 |

| PRODUCT | | 73 | 74 | 75 | 76 | 77 | 78 |
|---------|---|-------|-------|-------|-------|-------|-------|
| DOI AG | P | 14.59 | 23.01 | 23.91 | 27.53 | 30.22 | 32.11 |
| | T | .00 | .00 | .00 | .00 | .00 | .00 |
| FO1 LI | P | 7.61 | .00 | .00 | .00 | .00 | .00 |
| | T | .00 | .00 | .00 | .00 | .00 | .00 |
| FO3 ME | P | 6.99 | .00 | .00 | .00 | .00 | .00 |
| | T | .00 | .00 | .00 | .00 | .00 | .00 |
| FO5 HE | P | 6.29 | 15.43 | 15.09 | 15.49 | 18.43 | 21.37 |
| | T | .00 | .00 | .00 | .00 | .00 | .00 |
| GOI | P | 11.47 | 21.32 | 21.69 | 23.28 | 25.69 | 32.50 |
| | T | .00 | .00 | .00 | .00 | .00 | .00 |
| GOI HE | P | 10.98 | 20.81 | 21.17 | 23.00 | 24.97 | 29.75 |
| | T | .00 | .00 | .00 | .00 | .00 | .00 |
| KEO WW | P | .00 | .00 | .00 | .00 | .00 | .00 |
| | T | .00 | .00 | .00 | .00 | .00 | .00 |
| PMG 97 | P | 40.78 | 56.06 | 60.34 | 62.87 | 69.91 | 82.46 |
| | T | 21.22 | 22.85 | 24.08 | 22.86 | 23.02 | 25.08 |
| PMG 99 | P | 41.57 | 56.63 | 61.17 | 63.66 | 70.71 | 83.05 |
| | T | 21.22 | 22.85 | 24.08 | 22.86 | 23.02 | 25.08 |
| RMG 93 | P | 40.21 | 54.73 | 59.48 | 61.95 | 68.59 | 81.30 |
| | T | 21.22 | 22.85 | 24.08 | 22.86 | 23.02 | 25.08 |

I. DENMARK: PETROLEUM PRODUCTS PRICES AND TAXES - RETAIL QUOTATIONS

US DOLLAR PER BARREL

| PRODUCT | | 79 | 80 | 81 | 82 |
|---------|---|--------|--------|--------|--------|
| DOI AG | P | 50.06 | 71.46 | 72.60 | 72.14 |
| | T | 21.32 | 21.55 | 21.63 | 19.62 |
| FO1 LI | P | .00 | .00 | .00 | .00 |
| | T | .00 | .00 | .00 | .00 |
| FO3 ME | P | .00 | .00 | .00 | .00 |
| | T | .00 | .00 | .00 | .00 |
| FO5 HE | P | 30.34 | 46.47 | 52.11 | 45.46 |
| | T | .10 | .10 | .09 | .07 |
| GOI | P | 48.53 | 65.59 | 67.16 | 66.44 |
| | T | 19.80 | 20.87 | 20.58 | 18.72 |
| GOI HE | P | 46.74 | 64.81 | 66.75 | 65.54 |
| | T | .00 | 20.47 | 20.53 | 18.72 |
| KEO WW | P | .00 | .00 | .00 | .00 |
| | T | .00 | .00 | .00 | .00 |
| PMG 97 | P | 107.21 | 127.33 | 120.25 | 113.30 |
| | T | 37.20 | 74.81 | 64.69 | 60.34 |
| PMG 99 | P | 107.82 | 127.89 | 120.86 | 113.87 |
| | T | 37.20 | 74.81 | 64.69 | 60.34 |
| RMG 93 | P | 106.00 | 126.20 | 119.20 | 112.34 |
| | T | 37.20 | 74.81 | 64.57 | 60.06 |

NOTE: 0 INDICATES MISSING OBSERVATIONS

DENMARK: AVERAGE RETAIL PRICES AND TAXES FOR MAIN GROUPS OF PRODUCTS

US DOLLAR PER BARREL

A. PRICE

| YEAR | GASOLINE | KEROSENE | DISTILLATE | RESIDUAL |
|------|----------|----------|------------|----------|
| 60 | .00 | .00 | .00 | .00 |
| 61 | .00 | .00 | .00 | .00 |
| 62 | .00 | .00 | .00 | .00 |
| 63 | .00 | .00 | .00 | .00 |
| 64 | .00 | .00 | .00 | .00 |
| 65 | .00 | .00 | .00 | .00 |
| 66 | .00 | .00 | .00 | .00 |
| 67 | 26.74 | 8.52 | 6.22 | 3.94 |
| 68 | 27.01 | 9.22 | 6.58 | 4.05 |
| 69 | 27.43 | 8.98 | 6.14 | 3.91 |
| 70 | 28.32 | 9.78 | 6.68 | 4.19 |
| 71 | 30.03 | .00 | 8.25 | 5.11 |
| 72 | 32.61 | .00 | 8.77 | 4.79 |
| 73 | 40.85 | .00 | 12.35 | 6.96 |
| 74 | 55.81 | .00 | 21.71 | 15.43 |
| 75 | 60.33 | .00 | 22.26 | 15.09 |
| 76 | 62.83 | .00 | 24.60 | 15.49 |
| 77 | 69.74 | .00 | 26.96 | 18.43 |
| 78 | 82.27 | .00 | 31.45 | 21.37 |
| 79 | 107.01 | .00 | 48.45 | 30.34 |
| 80 | 127.14 | .00 | 67.29 | 46.47 |
| 81 | 120.10 | .00 | 68.84 | 52.11 |
| 82 | 113.17 | .00 | 68.04 | 45.46 |

B. TAX

| YEAR | GASOLINE | KEROSENE | DISTILLATE | RESIDUAL |
|------|----------|----------|------------|----------|
| 60 | .00 | .00 | .00 | .00 |
| 61 | .00 | .00 | .00 | .00 |
| 62 | .00 | .00 | .00 | .00 |
| 63 | .00 | .00 | .00 | .00 |
| 64 | .00 | .00 | .00 | .00 |
| 65 | .00 | .00 | .00 | .00 |
| 66 | .00 | .00 | .00 | .00 |
| 67 | 16.31 | .00 | .23 | .00 |
| 68 | 15.28 | .00 | .00 | .00 |
| 69 | 15.49 | .00 | .00 | .00 |
| 70 | 16.53 | .00 | .00 | .00 |
| 71 | 16.80 | .00 | .00 | .00 |
| 72 | 17.87 | .00 | .00 | .00 |
| 73 | 21.22 | .00 | .00 | .00 |
| 74 | 22.85 | .00 | .00 | .00 |
| 75 | 24.08 | .00 | .00 | .00 |
| 76 | 22.86 | .00 | .00 | .00 |
| 77 | 23.02 | .00 | .00 | .00 |
| 78 | 25.08 | .00 | .00 | .00 |
| 79 | 37.20 | .00 | 20.56 | .10 |
| 80 | 74.81 | .00 | 20.96 | .10 |
| 81 | 64.65 | .00 | 20.91 | .09 |
| 82 | 60.25 | .00 | 19.02 | .07 |

FINAL ANALYSIS FOR: DENMARK

US DOLLAR PER BARREL

| YEAR | R E T A I L | | W H O L E S A L E | |
|------|-------------|-------|-------------------|-----|
| | PRICE | TAX | PRICE | TAX |
| 67 | 8.47 | 2.65 | | |
| 68 | 8.40 | .00 | | |
| 69 | 7.81 | .00 | | |
| 70 | 7.99 | .00 | | |
| 71 | 9.28 | .00 | | |
| 72 | 9.56 | .00 | | |
| 73 | 14.50 | .00 | | |
| 74 | 23.39 | .00 | | |
| 75 | 24.34 | .00 | | |
| 76 | 26.51 | .00 | | |
| 77 | 29.83 | .00 | | |
| 78 | 35.65 | .00 | | |
| 79 | 50.09 | 15.31 | | |
| 80 | 68.77 | 21.53 | | |
| 81 | 71.54 | 21.01 | | |
| 82 | 67.78 | 19.35 | | |

CALCULATION OF EX TAX PRICES AND DEALER MARGIN

| YEAR | RETAIL | WHOLESALE | DEALER |
|------|--------|-----------|--------|
| 67 | 5.82 | | |
| 79 | 34.78 | | |
| 80 | 47.24 | | |
| 81 | 50.52 | | |
| 82 | 48.43 | | |

NOTE: 0 INDICATES LACK OF DATA

I.FINLAND: PETROLEUM PRODUCTS PRICES AND TAXES - RETAIL QUOTATIONS

US DOLLAR PER BARREL

| PRODUCT | | 81 | 82 |
|---------|---|--------|--------|
| DOI | P | 86.61 | 80.56 |
| | T | 24.14 | 23.44 |
| FO3 ME | P | 33.65 | 30.86 |
| | T | 1.97 | 2.80 |
| GOI DH | P | 53.91 | 48.86 |
| | T | 2.81 | 3.77 |
| PMG 99 | P | 123.90 | 114.97 |
| | T | 40.08 | 38.81 |
| RMG 92 | P | 119.10 | 110.41 |
| | T | 40.08 | 38.81 |

NOTE: 0 INDICATES MISSING OBSERVATIONS

FINLAND: AVERAGE RETAIL PRICES AND TAXES FOR MAIN GROUPS OF PRODUCTS

US DOLLAR PER BARREL

A. PRICE

| YEAR | GASOLINE | KEROSENE | DISTILLATE | RESIDUAL |
|------|----------|----------|------------|----------|
| 60 | .00 | .00 | .00 | .00 |
| 61 | .00 | .00 | .00 | .00 |
| 62 | .00 | .00 | .00 | .00 |
| 63 | .00 | .00 | .00 | .00 |
| 64 | .00 | .00 | .00 | .00 |
| 65 | .00 | .00 | .00 | .00 |
| 66 | .00 | .00 | .00 | .00 |
| 67 | .00 | .00 | .00 | .00 |
| 68 | .00 | .00 | .00 | .00 |
| 69 | .00 | .00 | .00 | .00 |
| 70 | .00 | .00 | .00 | .00 |
| 71 | .00 | .00 | .00 | .00 |
| 72 | .00 | .00 | .00 | .00 |
| 73 | .00 | .00 | .00 | .00 |
| 74 | .00 | .00 | .00 | .00 |
| 75 | .00 | .00 | .00 | .00 |
| 76 | .00 | .00 | .00 | .00 |
| 77 | .00 | .00 | .00 | .00 |
| 78 | .00 | .00 | .00 | .00 |
| 79 | .00 | .00 | .00 | .00 |
| 80 | .00 | .00 | .00 | .00 |
| 81 | 121.50 | .00 | 70.26 | 33.65 |
| 82 | 112.69 | .00 | 64.71 | 30.86 |

B. TAX

| YEAR | GASOLINE | KEROSENE | DISTILLATE | RESIDUAL |
|------|----------|----------|------------|----------|
| 60 | .00 | .00 | .00 | .00 |
| 61 | .00 | .00 | .00 | .00 |
| 62 | .00 | .00 | .00 | .00 |
| 63 | .00 | .00 | .00 | .00 |
| 64 | .00 | .00 | .00 | .00 |
| 65 | .00 | .00 | .00 | .00 |
| 66 | .00 | .00 | .00 | .00 |
| 67 | .00 | .00 | .00 | .00 |
| 68 | .00 | .00 | .00 | .00 |
| 69 | .00 | .00 | .00 | .00 |
| 70 | .00 | .00 | .00 | .00 |
| 71 | .00 | .00 | .00 | .00 |
| 72 | .00 | .00 | .00 | .00 |
| 73 | .00 | .00 | .00 | .00 |
| 74 | .00 | .00 | .00 | .00 |
| 75 | .00 | .00 | .00 | .00 |
| 76 | .00 | .00 | .00 | .00 |
| 77 | .00 | .00 | .00 | .00 |
| 78 | .00 | .00 | .00 | .00 |
| 79 | .00 | .00 | .00 | .00 |
| 80 | .00 | .00 | .00 | .00 |
| 81 | 40.08 | .00 | 13.48 | 1.97 |
| 82 | 38.81 | .00 | 13.61 | 2.80 |

FINAL ANALYSIS FOR: FINLAND

US DOLLAR PER BARREL

| YEAR | R E T A I L | | W H O L E S A L E | |
|------|-------------|-------|-------------------|-----|
| | PRICE | TAX | PRICE | TAX |
| 81 | 63.82 | 13.14 | | |
| 82 | 58.85 | 13.32 | | |

CALCULATION OF EX TAX PRICES AND DEALER MARGIN

| YEAR | RETAIL | WHOLESALE | DEALER |
|------|--------|-----------|--------|
| 81 | 50.68 | | |
| 82 | 45.53 | | |

NOTE:0 INDICATES LACK OF DATA

I. FRANCE: PETROLEUM PRODUCTS PRICES AND TAXES - RETAIL QUOTATIONS

US DOLLAR PER BARREL

| PRODUCT | | 60 | 61 | 62 | 63 | 64 | 65 |
|---------|---|-------|-------|-------|-------|-------|-------|
| DOI DE | P | 21.62 | 21.57 | 21.60 | 21.53 | 21.33 | 20.99 |
| | T | 14.28 | 14.29 | 14.30 | 14.30 | 14.28 | 14.23 |
| DOI DH | P | 5.76 | 6.17 | 6.52 | 6.49 | 6.29 | 5.98 |
| | T | .47 | .47 | .47 | .47 | .46 | .42 |
| KEO | P | .00 | .00 | 16.63 | 16.60 | 16.33 | 16.32 |
| | T | .00 | .00 | 8.80 | 8.80 | 8.80 | 8.79 |
| PMG | P | 33.71 | 33.71 | 33.74 | 33.74 | 33.69 | 33.41 |
| | T | 24.51 | 24.51 | 24.53 | 24.53 | 24.53 | 24.53 |
| RMG | P | 32.09 | 31.93 | 31.69 | 31.54 | 30.77 | 30.49 |
| | T | 23.84 | 23.84 | 23.86 | 23.75 | 23.21 | 23.21 |

| PRODUCT | | 66 | 67 | 68 | 69 | 70 | 71 |
|---------|---|-------|-------|-------|-------|-------|-------|
| DOI DE | P | 20.86 | 21.00 | 21.12 | 21.61 | 20.65 | 22.30 |
| | T | 14.19 | 14.18 | 14.16 | 14.35 | 13.55 | 13.85 |
| DOI DH | P | 5.89 | 6.21 | 6.73 | 7.47 | 7.34 | 8.85 |
| | T | .42 | .44 | .51 | 1.73 | 1.68 | 1.91 |
| KEO | P | 16.27 | 16.39 | 16.38 | 16.75 | 20.88 | 22.38 |
| | T | 8.77 | 8.81 | 8.80 | 8.83 | 12.93 | 13.21 |
| PMG | P | 33.31 | 33.60 | 33.84 | 34.70 | 33.33 | 34.75 |
| | T | 24.46 | 24.44 | 24.40 | 25.54 | 24.12 | 24.45 |
| RMG | P | 30.40 | 30.69 | 30.95 | 31.95 | 30.69 | 31.86 |
| | T | 23.14 | 23.13 | 23.09 | 24.23 | 22.88 | 23.17 |

| PRODUCT | | 72 | 73 | 74 | 75 | 76 | 77 |
|---------|---|-------|-------|-------|-------|-------|-------|
| DOI DE | P | 24.56 | 28.81 | 35.51 | 42.60 | 42.39 | 45.53 |
| | T | 15.14 | 17.90 | 18.77 | 22.40 | 20.67 | 22.35 |
| DOI DH | P | 9.78 | 10.97 | 18.20 | 21.98 | 23.09 | 25.23 |
| | T | 2.10 | 2.39 | 3.35 | 4.07 | 4.16 | 4.46 |
| KEO | P | 24.32 | 28.17 | 34.50 | 40.61 | .00 | .00 |
| | T | 14.39 | 16.44 | 16.46 | 18.73 | .00 | .00 |
| PMG | P | 37.90 | 44.91 | 58.47 | 67.96 | 66.02 | 75.63 |
| | T | 26.65 | 31.32 | 32.60 | 37.71 | 36.59 | 44.92 |
| RMG | P | 35.04 | 41.46 | 53.86 | 62.76 | 61.25 | 69.98 |
| | T | 25.30 | 29.57 | 30.66 | 35.53 | 34.53 | 42.16 |

| PRODUCT | | 78 | 79 | 80 | 81 | 82 |
|---------|---|-------|--------|--------|--------|--------|
| DOI DE | P | 54.40 | 70.56 | 90.45 | 84.27 | 81.22 |
| | T | 29.55 | 39.00 | 42.32 | 35.66 | 33.60 |
| DOI DH | P | 30.07 | 40.25 | 60.05 | 60.39 | 58.27 |
| | T | 7.03 | 11.28 | 14.46 | 13.21 | 12.45 |
| KEO | P | .00 | .00 | .00 | .00 | .00 |
| | T | .00 | .00 | .00 | .00 | .00 |
| PMG | P | 88.48 | 108.73 | 128.99 | 114.83 | 108.03 |
| | T | 56.55 | 70.69 | 74.17 | 60.60 | 56.82 |
| RMG | P | 81.67 | 100.76 | 121.08 | 108.65 | 101.35 |
| | T | 52.32 | 66.20 | 69.64 | 57.06 | 53.36 |

NOTE: 0 INDICATES MISSING OBSERVATIONS

II. FRANCE: PETROLEUM PRODUCTS PRICES AND TAXES - WHOLESALE QUOTATIONS

US DOLLAR PER BARREL

| PRODUCT | | 60 | 61 | 62 | 63 | 64 | 65 |
|---------|---|-------|-------|-------|-------|-------|-------|
| DOI DE | P | 20.44 | 20.39 | 20.41 | 20.31 | 20.05 | 19.71 |
| | T | 14.28 | 14.29 | 14.30 | 14.30 | 14.28 | 14.23 |
| DOI DH | P | .00 | .00 | .00 | 5.67 | 5.53 | 5.22 |
| | T | .00 | .00 | .00 | .47 | .46 | .42 |
| FO1 LI | P | 5.64 | 5.35 | 5.01 | 4.99 | 5.01 | 4.82 |
| | T | .52 | .51 | .48 | .48 | .46 | .42 |
| FO3 N1 | P | .00 | .00 | 4.40 | 4.51 | 4.67 | 4.63 |
| | T | .00 | .00 | .34 | .33 | .33 | .33 |
| FO5 N2 | P | 4.32 | 4.30 | 4.12 | 4.16 | 4.33 | 4.30 |
| | T | .38 | .38 | .35 | .33 | .33 | .33 |
| KEO | P | .00 | .00 | 15.68 | 15.64 | 15.37 | 15.36 |
| | T | .00 | .00 | .00 | .00 | .00 | .00 |
| PMG | P | 32.07 | 32.07 | 32.10 | 32.04 | 31.95 | 31.67 |
| | T | 24.51 | 24.51 | 24.53 | 24.53 | 24.53 | 24.53 |
| RMG | P | 30.77 | 30.61 | 30.37 | 30.17 | 29.35 | 29.07 |
| | T | 23.84 | 23.84 | 23.86 | 23.75 | 23.21 | 23.21 |

| PRODUCT | | 66 | 67 | 68 | 69 | 70 | 71 |
|---------|---|-------|-------|-------|-------|-------|-------|
| DOI DE | P | 19.58 | 19.73 | 19.81 | 19.85 | 19.01 | 20.41 |
| | T | 14.19 | 14.18 | 14.16 | 14.35 | 13.55 | 13.85 |
| DOI DH | P | 5.12 | 5.45 | 5.97 | 6.63 | 6.54 | 7.96 |
| | T | .42 | .44 | .50 | 1.60 | 2.16 | 1.78 |
| FO1 LI | P | 4.76 | 4.82 | 4.88 | 5.17 | 5.18 | 6.33 |
| | T | .42 | .44 | .49 | .86 | .86 | 1.03 |
| FO3 N1 | P | 4.61 | 4.61 | 4.62 | 4.65 | 4.79 | 5.81 |
| | T | .33 | .32 | .36 | .70 | .72 | .88 |
| FO5 N2 | P | 4.29 | 4.28 | 4.29 | 4.30 | 4.44 | 5.45 |
| | T | .33 | .33 | .36 | .65 | .67 | .82 |
| KEO | P | 15.31 | 15.24 | 15.20 | 15.17 | 19.39 | 20.65 |
| | T | .00 | .00 | .00 | .00 | .00 | .00 |
| PMG | P | 31.58 | 31.87 | 32.05 | 32.38 | 31.15 | 32.34 |
| | T | 24.46 | 24.44 | 24.40 | 25.54 | 24.12 | 24.45 |
| RMG | P | 28.99 | 29.28 | 29.49 | 29.99 | 28.86 | 29.78 |
| | T | 23.14 | 23.13 | 23.09 | 24.23 | 22.88 | 23.17 |

II. FRANCE: PETROLEUM PRODUCTS PRICES AND TAXES - WHOLESALE QUOTATIONS

US DOLLAR PER BARREL

| PRODUCT | | 72 | 73 | 74 | 75 | 76 | 77 |
|---------|---|-------|-------|-------|-------|-------|-------|
| DOI DE | P | 22.37 | 26.32 | 32.75 | 38.80 | 37.64 | 38.56 |
| | T | 15.14 | 17.90 | 18.77 | 22.40 | 20.79 | 21.45 |
| DOI DH | P | 8.81 | 10.30 | 17.47 | 20.51 | 20.37 | 20.75 |
| | T | 1.95 | 2.27 | 3.26 | 3.85 | 3.75 | 3.79 |
| FO1 LI | P | 7.17 | 8.36 | 14.98 | 17.57 | 17.53 | 17.36 |
| | T | 1.16 | 1.31 | 2.23 | 2.75 | 2.72 | 2.69 |
| FO3 N1 | P | 5.99 | 6.69 | 11.85 | 14.98 | 13.88 | .00 |
| | T | .90 | 1.01 | 1.63 | 2.25 | 2.08 | .00 |
| FO5 N2 | P | 5.60 | 5.97 | 10.64 | 14.07 | 12.73 | 14.29 |
| | T | .85 | .90 | 1.45 | 2.08 | 1.91 | 2.16 |
| KEO | P | 22.32 | 25.99 | 31.97 | 37.05 | .00 | .00 |
| | T | .00 | .00 | .00 | .00 | .00 | .00 |
| PMG | P | 35.12 | 41.62 | 55.10 | 63.62 | 60.91 | 67.24 |
| | T | 26.65 | 31.32 | 32.60 | 37.71 | 36.49 | 43.65 |
| RMG | P | 32.65 | 38.74 | 50.88 | 58.86 | 56.53 | 62.44 |
| | T | 25.30 | 29.57 | 30.66 | 35.53 | 34.43 | 41.03 |

| PRODUCT | | 78 | 79 | 80 | 81 | 82 |
|---------|---|-------|-------|--------|--------|-------|
| DOI DE | P | 46.36 | 61.59 | 80.07 | 74.13 | 70.99 |
| | T | 28.35 | 37.76 | 40.76 | 34.15 | 32.03 |
| DOI DH | P | 24.02 | 34.35 | 52.66 | 55.11 | 52.05 |
| | T | 5.35 | 10.57 | 13.35 | 12.54 | 11.52 |
| FO1 LI | P | 19.58 | .00 | .00 | .00 | .00 |
| | T | 2.93 | .00 | .00 | .00 | .00 |
| FO3 N1 | P | .00 | .00 | .00 | .00 | .00 |
| | T | .00 | .00 | .00 | .00 | .00 |
| FO5 N2 | P | 15.63 | 21.68 | 33.96 | 36.08 | 34.08 |
| | T | 2.36 | 3.27 | 5.11 | 5.47 | 6.28 |
| KEO | P | .00 | .00 | .00 | .00 | .00 |
| | T | .00 | .00 | .00 | .00 | .00 |
| PMG | P | 78.14 | 97.29 | 116.15 | 102.71 | 96.54 |
| | T | 54.39 | 69.00 | 72.24 | 58.78 | 55.08 |
| RMG | P | 72.35 | 90.30 | 109.05 | 97.37 | 90.30 |
| | T | 50.92 | 64.64 | 67.84 | 55.45 | 51.68 |

NOTE: 0 INDICATES MISSING OBSERVATIONS

FRANCE: AVERAGE RETAIL PRICES AND TAXES FOR MAIN GROUPS OF PRODUCTS

US DOLLAR PER BARREL

A. PRICE

| YEAR | GASOLINE | KEROSENE | DISTILLATE | RESIDUAL |
|------|----------|----------|------------|----------|
| 60 | 32.90 | .00 | 13.69 | 4.98 |
| 61 | 32.82 | .00 | 13.87 | 4.83 |
| 62 | 32.72 | 16.63 | 14.06 | 4.51 |
| 63 | 32.64 | 16.60 | 14.01 | 4.55 |
| 64 | 32.23 | 16.33 | 13.81 | 4.67 |
| 65 | 31.95 | 16.32 | 13.49 | 4.58 |
| 66 | 31.86 | 16.27 | 13.37 | 4.56 |
| 67 | 32.15 | 16.39 | 13.61 | 4.57 |
| 68 | 32.39 | 16.38 | 13.93 | 4.59 |
| 69 | 33.32 | 16.75 | 14.54 | 4.70 |
| 70 | 32.01 | 20.88 | 14.00 | 4.80 |
| 71 | 33.31 | 22.38 | 15.57 | 5.86 |
| 72 | 36.47 | 24.32 | 17.17 | 6.25 |
| 73 | 43.18 | 28.17 | 19.89 | 7.00 |
| 74 | 56.16 | 34.50 | 26.86 | 12.49 |
| 75 | 65.36 | 40.61 | 32.29 | 15.54 |
| 76 | 63.63 | .00 | 32.74 | 14.71 |
| 77 | 72.80 | .00 | 35.38 | 15.82 |
| 78 | 85.07 | .00 | 42.24 | 17.60 |
| 79 | 104.75 | .00 | 55.40 | 21.68 |
| 80 | 125.03 | .00 | 75.25 | 33.96 |
| 81 | 111.74 | .00 | 72.33 | 36.08 |
| 82 | 104.69 | .00 | 69.74 | 34.08 |

B. TAX

| YEAR | GASOLINE | KEROSENE | DISTILLATE | RESIDUAL |
|------|----------|----------|------------|----------|
| 60 | 24.17 | .00 | 7.38 | .45 |
| 61 | 24.18 | .00 | 7.38 | .44 |
| 62 | 24.20 | 8.80 | 7.38 | .39 |
| 63 | 24.14 | 8.80 | 7.39 | .38 |
| 64 | 23.87 | 8.80 | 7.37 | .37 |
| 65 | 23.87 | 8.79 | 7.33 | .36 |
| 66 | 23.80 | 8.77 | 7.30 | .36 |
| 67 | 23.78 | 8.81 | 7.31 | .37 |
| 68 | 23.74 | 8.80 | 7.33 | .40 |
| 69 | 24.89 | 8.83 | 8.04 | .74 |
| 70 | 23.50 | 12.93 | 7.62 | .75 |
| 71 | 23.81 | 13.21 | 7.88 | .91 |
| 72 | 25.98 | 14.39 | 8.62 | .97 |
| 73 | 30.45 | 16.44 | 10.15 | 1.07 |
| 74 | 31.63 | 16.46 | 11.06 | 1.77 |
| 75 | 36.62 | 18.73 | 13.23 | 2.36 |
| 76 | 35.56 | .00 | 12.41 | 2.24 |
| 77 | 43.54 | .00 | 13.41 | 2.42 |
| 78 | 54.44 | .00 | 18.29 | 2.65 |
| 79 | 68.45 | .00 | 25.14 | 3.27 |
| 80 | 71.90 | .00 | 28.39 | 5.11 |
| 81 | 58.83 | .00 | 24.44 | 5.47 |
| 82 | 55.09 | .00 | 23.02 | 6.28 |

FINAL ANALYSIS FOR: FRANCE

US DOLLAR PER BARREL

| YEAR | R E T A I L | | W H O L E S A L E | |
|------|-------------|-------|-------------------|-------|
| | PRICE | TAX | PRICE | TAX |
| 60 | 14.74 | 8.69 | 14.21 | 8.69 |
| 61 | 14.18 | 8.30 | 13.68 | 8.30 |
| 62 | 15.59 | 9.34 | 14.97 | 9.34 |
| 63 | 15.29 | 9.06 | 14.51 | 9.06 |
| 64 | 14.86 | 8.73 | 14.08 | 8.73 |
| 65 | 14.82 | 8.84 | 14.02 | 8.84 |
| 66 | 15.04 | 9.05 | 14.21 | 9.05 |
| 67 | 15.05 | 8.90 | 14.22 | 8.90 |
| 68 | 15.57 | 9.12 | 14.67 | 9.12 |
| 69 | 15.76 | 9.51 | 14.63 | 9.48 |
| 70 | 14.87 | 8.73 | 13.85 | 8.85 |
| 71 | 15.96 | 8.76 | 14.84 | 8.73 |
| 72 | 17.68 | 9.73 | 16.38 | 9.69 |
| 73 | 20.36 | 11.22 | 19.01 | 11.19 |
| 74 | 27.75 | 11.96 | 26.31 | 11.94 |
| 75 | 34.52 | 15.10 | 32.35 | 15.05 |
| 76 | 31.85 | 13.05 | 29.34 | 12.97 |
| 77 | 36.33 | 15.89 | 32.19 | 15.30 |
| 78 | 42.80 | 20.51 | 37.57 | 19.49 |
| 79 | 54.23 | 26.78 | 48.62 | 26.00 |
| 80 | 72.56 | 30.20 | 65.80 | 29.19 |
| 81 | 71.94 | 27.69 | 65.42 | 26.75 |
| 82 | 68.40 | 26.32 | 61.75 | 25.31 |

CALCULATION OF EX TAX PRICES AND DEALER MARGIN

| YEAR | RETAIL | WHOLESALE | DEALER |
|------|--------|-----------|--------|
| 60 | 6.05 | 5.52 | .53 |
| 61 | 5.88 | 5.38 | .51 |
| 62 | 6.25 | 5.63 | .62 |
| 63 | 6.23 | 5.45 | .78 |
| 64 | 6.13 | 5.35 | .77 |
| 65 | 5.98 | 5.18 | .80 |
| 66 | 5.99 | 5.16 | .83 |
| 67 | 6.15 | 5.32 | .84 |
| 68 | 6.45 | 5.55 | .90 |
| 69 | 6.25 | 5.15 | 1.10 |
| 70 | 6.14 | 5.00 | 1.14 |
| 71 | 7.20 | 6.11 | 1.09 |
| 72 | 7.95 | 6.69 | 1.26 |
| 73 | 9.14 | 7.81 | 1.33 |
| 74 | 15.79 | 14.37 | 1.42 |
| 75 | 19.42 | 17.30 | 2.12 |
| 76 | 18.80 | 16.37 | 2.43 |
| 77 | 20.44 | 16.89 | 3.55 |
| 78 | 22.29 | 18.08 | 4.21 |
| 79 | 27.45 | 22.61 | 4.83 |
| 80 | 42.36 | 36.61 | 5.75 |
| 81 | 44.25 | 38.67 | 5.58 |
| 82 | 42.08 | 36.43 | 5.65 |

NOTE: 0 INDICATES LACK OF DATA

I. GERMANY, FR: PETROLEUM PRODUCTS PRICES AND TAXES - RETAIL QUOTATIONS

US DOLLAR PER BARREL

| PRODUCT | | 60 | 61 | 62 | 63 | 64 | 65 |
|---------|---|-------|-------|-------|-------|-------|-------|
| DOI | P | .00 | .00 | .00 | .00 | .00 | .00 |
| | T | .00 | .00 | .00 | .00 | .00 | .00 |
| DOI AU | P | 20.18 | 21.45 | 21.67 | 20.91 | 20.60 | 20.49 |
| | T | .00 | .00 | .00 | .00 | .00 | .00 |
| DOI DH | P | 4.43 | 4.44 | 4.78 | 5.30 | 4.98 | 4.03 |
| | T | .19 | .52 | .53 | .55 | .52 | .49 |
| FO5 HE | P | 2.89 | 3.16 | 3.45 | 3.62 | 3.39 | 2.98 |
| | T | 1.06 | 1.10 | 1.12 | 1.13 | 1.12 | 1.10 |
| FO6 HE | P | .00 | .00 | .00 | .00 | .00 | .00 |
| | T | .00 | .00 | .00 | .00 | .00 | .00 |
| PMG | P | 25.92 | 25.69 | 25.25 | 25.33 | 25.40 | 25.26 |
| | T | .00 | .00 | .00 | .00 | .00 | .00 |
| RMG | P | 23.25 | 22.92 | 22.46 | 22.54 | 22.60 | 22.48 |
| | T | .00 | .00 | .00 | .00 | .00 | .00 |

| PRODUCT | | 66 | 67 | 68 | 69 | 70 | 71 |
|---------|---|-------|-------|-------|-------|-------|-------|
| DOI | P | .00 | .00 | .00 | .00 | .00 | .00 |
| | T | .00 | .00 | .00 | .00 | .00 | .00 |
| DOI AU | P | 20.42 | 21.71 | 22.44 | 22.65 | 23.87 | 26.82 |
| | T | .00 | .00 | .00 | .00 | .00 | .00 |
| DOI DH | P | 4.09 | 3.87 | 5.29 | 5.19 | 4.74 | 6.96 |
| | T | .49 | .49 | .81 | .85 | .83 | 1.07 |
| FO5 HE | P | 3.09 | 3.30 | 3.38 | 3.32 | 3.65 | 5.43 |
| | T | 1.10 | 1.11 | 1.29 | 1.33 | 1.44 | 1.67 |
| FO6 HE | P | .00 | .00 | .00 | .00 | .00 | .00 |
| | T | .00 | .00 | .00 | .00 | .00 | .00 |
| PMG | P | 23.52 | 24.72 | 25.70 | 25.59 | 26.17 | 29.65 |
| | T | .00 | .00 | .00 | .00 | .00 | .00 |
| RMG | P | 20.73 | 22.11 | 24.07 | 23.54 | 23.11 | 26.56 |
| | T | .00 | .00 | .00 | .00 | .00 | .00 |

| PRODUCT | | 72 | 73 | 74 | 75 | 76 | 77 |
|---------|---|-------|-------|-------|-------|-------|-------|
| DOI | P | .00 | .00 | .00 | .00 | 36.81 | 41.32 |
| | T | .00 | .00 | .00 | .00 | 16.92 | 18.80 |
| DOI AU | P | 31.03 | 41.57 | 53.33 | 55.62 | 55.61 | 60.94 |
| | T | .00 | .00 | 29.75 | 31.21 | 28.84 | 28.56 |
| DOI DH | P | 5.62 | 9.30 | 18.60 | 15.95 | 20.09 | 22.76 |
| | T | .91 | .50 | .51 | 1.60 | 2.52 | 2.82 |
| FO5 HE | P | 5.24 | .00 | .00 | .00 | .00 | .00 |
| | T | 1.50 | .00 | .00 | .00 | .00 | .00 |
| FO6 HE | P | .00 | 5.74 | 11.23 | 12.35 | 14.63 | 16.54 |
| | T | .00 | .89 | .91 | .96 | .93 | 1.01 |
| PMG | P | 34.15 | 44.08 | 55.65 | 56.91 | 57.65 | 62.31 |
| | T | .00 | .00 | 38.04 | 39.83 | 36.59 | 36.34 |
| RMG | P | 30.65 | 39.81 | 51.39 | 53.03 | 54.57 | 59.57 |
| | T | .00 | .00 | 37.62 | 39.44 | 36.28 | 36.07 |

I. GERMANY, FR: PETROLEUM PRODUCTS PRICES AND TAXES - RETAIL QUOTATIONS

US DOLLAR PER BARREL

| PRODUCT | | 78 | 79 | 80 | 81 | 82 |
|---------|---|-------|-------|--------|--------|-------|
| DOI | P | 45.66 | .00 | .00 | .00 | .00 |
| | T | 21.42 | .00 | .00 | .00 | .00 |
| DOI AU | P | 70.44 | 85.13 | 104.60 | 92.80 | 90.20 |
| | T | 39.98 | 45.32 | 48.52 | 41.59 | 39.60 |
| DOI DH | P | 25.38 | 37.02 | 54.43 | 51.47 | 51.04 |
| | T | 3.38 | 5.12 | 7.73 | 7.10 | 6.96 |
| FO5 HE | P | .00 | .00 | .00 | .00 | .00 |
| | T | .00 | .00 | .00 | .00 | .00 |
| FO6 HE | P | 19.92 | 23.33 | 29.90 | 33.82 | 29.61 |
| | T | 1.17 | 1.28 | 1.29 | 1.04 | .97 |
| PMG | P | 70.74 | 90.85 | 109.13 | 104.02 | 95.63 |
| | T | 42.43 | 47.93 | 51.05 | 46.65 | 44.45 |
| RMG | P | 68.90 | 87.87 | 105.12 | 100.92 | 91.98 |
| | T | 41.76 | 47.61 | 50.59 | 46.29 | 44.03 |

NOTE: 0 INDICATES MISSING OBSERVATIONS

II.GERMANY,FR: PETROLEUM PRODUCTS PRICES AND TAXES - WHOLESALE QUOTATIONS

US DOLLAR PER BARREL

| PRODUCT | | 75 | 76 | 77 | 78 | 79 | 80 |
|---------|---|-------|-------|-------|-------|-------|--------|
| DOI AU | P | .00 | .00 | .00 | .00 | 80.72 | 99.72 |
| | T | .00 | .00 | .00 | .00 | 44.85 | 47.96 |
| DOI DH | P | .00 | .00 | .00 | .00 | .00 | .00 |
| | T | .00 | .00 | .00 | .00 | .00 | .00 |
| FO1 HS | P | .00 | .00 | .00 | .00 | .00 | .00 |
| | T | .00 | .00 | .00 | .00 | .00 | .00 |
| FO1 LS | P | .00 | .00 | .00 | .00 | .00 | .00 |
| | T | .00 | .00 | .00 | .00 | .00 | .00 |
| FO6 C | P | 11.98 | 12.30 | 14.83 | 16.67 | 21.09 | 24.94 |
| | T | 2.13 | 2.10 | 2.44 | 2.82 | 3.83 | 4.91 |
| PMG | P | .00 | .00 | .00 | .00 | 82.73 | 102.21 |
| | T | .00 | .00 | .00 | .00 | 47.06 | 50.26 |
| RMG | P | .00 | .00 | .00 | .00 | 79.78 | 97.96 |
| | T | .00 | .00 | .00 | .00 | 46.75 | 49.77 |

| PRODUCT | | 81 | 82 |
|---------|---|-------|-------|
| DOI AU | P | 86.52 | 78.67 |
| | T | 40.87 | 38.28 |
| DOI DH | P | 41.53 | 39.66 |
| | T | 5.95 | 5.65 |
| FO1 HS | P | 34.04 | 28.19 |
| | T | 1.20 | .97 |
| FO1 LS | P | 36.85 | 31.17 |
| | T | 1.20 | .97 |
| FO6 C | P | .00 | .00 |
| | T | .00 | .00 |
| PMG | P | 96.64 | 84.10 |
| | T | 45.80 | 43.13 |
| RMG | P | 92.87 | 79.37 |
| | T | 45.37 | 42.58 |

NOTE: 0 INDICATES MISSING OBSERVATIONS

GERMANY,FR: AVERAGE RETAIL PRICES AND TAXES FOR MAIN GROUPS OF PRODUCTS

US DOLLAR PER BARREL

A. PRICE

| YEAR | GASOLINE | KEROSENE | DISTILLATE | RESIDUAL |
|------|----------|----------|------------|----------|
| 60 | 24.59 | .00 | 12.31 | 2.89 |
| 61 | 24.31 | .00 | 12.94 | 3.16 |
| 62 | 23.86 | .00 | 13.23 | 3.45 |
| 63 | 23.94 | .00 | 13.11 | 3.62 |
| 64 | 24.00 | .00 | 12.79 | 3.39 |
| 65 | 23.87 | .00 | 12.26 | 2.98 |
| 66 | 22.12 | .00 | 12.25 | 3.09 |
| 67 | 23.42 | .00 | 12.79 | 3.30 |
| 68 | 24.88 | .00 | 13.86 | 3.38 |
| 69 | 24.56 | .00 | 13.92 | 3.32 |
| 70 | 24.64 | .00 | 14.31 | 3.65 |
| 71 | 28.10 | .00 | 16.89 | 5.43 |
| 72 | 32.40 | .00 | 18.33 | 5.24 |
| 73 | 41.95 | .00 | 25.44 | 5.74 |
| 74 | 53.52 | .00 | 35.97 | 11.23 |
| 75 | 54.97 | .00 | 35.78 | 12.17 |
| 76 | 56.11 | .00 | 37.50 | 13.46 |
| 77 | 60.94 | .00 | 41.67 | 15.69 |
| 78 | 69.82 | .00 | 47.16 | 18.30 |
| 79 | 89.36 | .00 | 61.08 | 22.21 |
| 80 | 107.12 | .00 | 79.52 | 27.42 |
| 81 | 102.47 | .00 | 72.13 | 34.90 |
| 82 | 93.80 | .00 | 70.62 | 29.66 |

B. TAX

| YEAR | GASOLINE | KEROSENE | DISTILLATE | RESIDUAL |
|------|----------|----------|------------|----------|
| 60 | .00 | .00 | .19 | 1.06 |
| 61 | .00 | .00 | .52 | 1.10 |
| 62 | .00 | .00 | .53 | 1.12 |
| 63 | .00 | .00 | .55 | 1.13 |
| 64 | .00 | .00 | .52 | 1.12 |
| 65 | .00 | .00 | .49 | 1.10 |
| 66 | .00 | .00 | .49 | 1.10 |
| 67 | .00 | .00 | .49 | 1.11 |
| 68 | .00 | .00 | .81 | 1.29 |
| 69 | .00 | .00 | .85 | 1.33 |
| 70 | .00 | .00 | .83 | 1.44 |
| 71 | .00 | .00 | 1.07 | 1.67 |
| 72 | .00 | .00 | .91 | 1.50 |
| 73 | .00 | .00 | .50 | .89 |
| 74 | 37.83 | .00 | 15.13 | .91 |
| 75 | 39.63 | .00 | 16.41 | 1.54 |
| 76 | 36.44 | .00 | 16.09 | 1.52 |
| 77 | 36.20 | .00 | 16.73 | 1.72 |
| 78 | 42.10 | .00 | 21.59 | 2.00 |
| 79 | 47.77 | .00 | 25.22 | 2.56 |
| 80 | 50.82 | .00 | 28.13 | 3.10 |
| 81 | 46.47 | .00 | 24.34 | 1.15 |
| 82 | 44.24 | .00 | 23.28 | .97 |

FINAL ANALYSIS FOR: GERMANY,FR

US DOLLAR PER BARREL

| YEAR | R E T A I L | | W H O L E S A L E | |
|------|-------------|-------|-------------------|-------|
| | PRICE | TAX | PRICE | TAX |
| 60 | 11.95 | .00 | 11.95 | .00 |
| 61 | 12.21 | .00 | 12.21 | .00 |
| 62 | 13.25 | .00 | 13.25 | .00 |
| 63 | 12.60 | .00 | 12.60 | .00 |
| 64 | 12.28 | .00 | 12.28 | .00 |
| 65 | 11.83 | .00 | 11.83 | .00 |
| 66 | 11.52 | .00 | 11.52 | .00 |
| 67 | 12.31 | .00 | 12.31 | .00 |
| 68 | 13.08 | .00 | 13.08 | .00 |
| 69 | 13.09 | .00 | 13.09 | .00 |
| 70 | 13.63 | .00 | 13.63 | .00 |
| 71 | 16.44 | .00 | 16.44 | .00 |
| 72 | 17.52 | .00 | 17.52 | .00 |
| 73 | 23.52 | .00 | 23.52 | .00 |
| 74 | 33.63 | 16.41 | 33.63 | 16.41 |
| 75 | 34.96 | 18.42 | 34.96 | 18.42 |
| 76 | 35.69 | 16.95 | 35.69 | 16.95 |
| 77 | 40.21 | 17.83 | 40.21 | 17.83 |
| 78 | 46.07 | 22.04 | 46.07 | 22.04 |
| 79 | 59.10 | 25.47 | 56.02 | 25.14 |
| 80 | 75.07 | 28.45 | 71.98 | 28.09 |
| 81 | 72.86 | 25.68 | 66.50 | 24.94 |
| 82 | 68.64 | 24.48 | 59.34 | 23.41 |

CALCULATION OF EX TAX PRICES AND DEALER MARGIN

| YEAR | RETAIL | WHOLESALE | DEALER |
|------|--------|-----------|--------|
| 74 | 17.22 | 17.22 | .00 |
| 75 | 16.54 | 16.54 | .00 |
| 76 | 18.73 | 18.73 | .00 |
| 77 | 22.38 | 22.38 | .00 |
| 78 | 24.03 | 24.03 | .00 |
| 79 | 33.63 | 30.88 | 2.75 |
| 80 | 46.62 | 43.88 | 2.74 |
| 81 | 47.18 | 41.56 | 5.62 |
| 82 | 44.17 | 35.93 | 8.23 |

NOTE:0 INDICATES LACK OF DATA

I. HOLLAND: PETROLEUM PRODUCTS PRICES AND TAXES - RETAIL QUOTATIONS

US DOLLAR PER BARREL

| PRODUCT | | 60 | 61 | 62 | 63 | 64 | 65 |
|---------|---|-------|-------|-------|-------|-------|-------|
| DOI DE | P | 6.67 | 6.67 | 6.78 | 7.08 | 6.90 | 7.17 |
| | T | .73 | .73 | .73 | .74 | .74 | .88 |
| DOI DH | P | 4.14 | 4.14 | 4.89 | 6.44 | 6.26 | 6.53 |
| | T | .73 | .73 | .73 | .73 | .74 | .88 |
| KEO | P | 9.10 | 9.10 | 9.08 | 9.09 | 8.89 | 8.85 |
| | T | .45 | .45 | .45 | .56 | .49 | .27 |
| PMG | P | 21.56 | 21.73 | 21.82 | 22.03 | 23.31 | 23.62 |
| | T | 12.10 | 12.10 | 12.09 | 12.09 | 13.35 | 13.67 |
| RMG | P | 20.01 | 20.19 | 20.26 | 20.44 | 22.01 | 22.34 |
| | T | 12.07 | 12.07 | 12.06 | 12.07 | 13.35 | 13.63 |

| PRODUCT | | 66 | 67 | 68 | 69 | 70 | 71 |
|---------|---|-------|-------|-------|-------|-------|-------|
| DOI DE | P | 7.76 | 9.16 | 9.18 | 9.13 | 10.34 | 10.81 |
| | T | 1.30 | 2.36 | 2.38 | 2.18 | 2.42 | 2.58 |
| DOI DH | P | 7.12 | 8.52 | 8.54 | 7.86 | 6.19 | 5.84 |
| | T | 1.30 | 2.34 | 2.33 | 2.06 | 1.98 | 2.06 |
| KEO | P | 9.07 | 9.48 | 9.45 | 9.76 | 9.84 | 10.34 |
| | T | .28 | .33 | .33 | .60 | .44 | .46 |
| PMG | P | 24.33 | 26.82 | 26.97 | 26.99 | 28.35 | 30.19 |
| | T | 14.06 | 15.87 | 16.02 | 16.50 | 18.96 | 19.98 |
| RMG | P | 22.95 | 25.36 | 25.52 | 25.73 | 27.22 | 29.17 |
| | T | 13.98 | 15.81 | 15.96 | 16.44 | 18.81 | 19.85 |

| PRODUCT | | 72 | 73 | 74 | 75 | 76 | 77 |
|---------|---|-------|-------|-------|-------|-------|-------|
| DOI DE | P | 10.99 | 23.03 | 31.63 | 33.83 | 34.41 | 37.54 |
| | T | 2.63 | 10.18 | 12.17 | 13.02 | 12.54 | 13.52 |
| DOI DH | P | 8.08 | 11.93 | 18.39 | 19.55 | 20.41 | 22.41 |
| | T | 2.22 | 1.95 | 2.00 | 2.12 | 2.03 | 2.18 |
| KEO | P | 10.55 | 14.76 | 25.51 | 29.46 | 33.22 | 36.41 |
| | T | .52 | .63 | 2.82 | 3.30 | 3.30 | 3.58 |
| PMG | P | 35.90 | 45.96 | 57.37 | 63.42 | 65.97 | 70.50 |
| | T | 24.97 | 30.70 | 35.74 | 38.26 | 38.45 | 42.42 |
| RMG | P | 34.18 | 44.35 | 55.71 | 61.89 | 63.73 | 68.68 |
| | T | 26.22 | 30.49 | 35.55 | 38.08 | 38.13 | 42.24 |

| PRODUCT | | 78 | 79 | 80 | 81 | 82 |
|---------|---|-------|-------|--------|--------|--------|
| DOI DE | P | 45.71 | 60.40 | 76.73 | 72.72 | 70.79 |
| | T | 19.12 | 23.89 | 26.64 | 23.34 | 22.59 |
| DOI DH | P | 24.47 | 40.48 | 56.41 | 56.27 | 54.94 |
| | T | 2.48 | 8.83 | 11.23 | 10.74 | 10.42 |
| KEO | P | 44.69 | 59.46 | 76.19 | 72.01 | 69.60 |
| | T | 7.76 | 11.67 | 14.27 | 13.10 | 12.63 |
| PMG | P | 80.53 | 94.91 | 115.02 | 108.43 | 104.99 |
| | T | 48.19 | 53.26 | 60.22 | 52.40 | 51.05 |
| RMG | P | 78.12 | 92.21 | 112.30 | 105.06 | 101.78 |
| | T | 47.89 | 52.86 | 59.80 | 51.88 | 50.53 |

NOTE: 0 INDICATES MISSING OBSERVATIONS

II. HOLLAND: PETROLEUM PRODUCTS PRICES AND TAXES - WHOLESALE QUOTATIONS

US DOLLAR PER BARREL

| PRODUCT | | 60 | 61 | 62 | 63 | 64 | 65 |
|---------|---|------|------|------|------|------|------|
| FO3 | P | 4.57 | 4.40 | 4.23 | 3.89 | 3.88 | 3.89 |
| | T | .46 | .46 | .46 | .45 | .47 | .55 |
| FO5 | P | 2.37 | 2.37 | 2.78 | 3.60 | 3.59 | 3.60 |
| | T | .45 | .45 | .45 | .45 | .46 | .54 |

| PRODUCT | | 66 | 67 | 68 | 69 | 70 | 71 |
|---------|---|------|------|------|------|------|------|
| FO3 | P | 3.87 | 3.89 | 3.87 | 3.44 | 3.69 | 4.21 |
| | T | .71 | .80 | .81 | .64 | .60 | .62 |
| FO5 | P | 3.58 | 3.60 | 3.58 | 3.14 | 3.40 | 3.97 |
| | T | .70 | .81 | .78 | .64 | .60 | .63 |

| PRODUCT | | 72 | 73 | 74 | 75 | 76 | 77 |
|---------|---|------|------|------|-------|-------|-------|
| FO3 | P | 3.71 | 4.78 | 9.86 | 12.01 | 12.62 | 14.29 |
| | T | .68 | .79 | .84 | .89 | .85 | .92 |
| FO5 | P | 3.32 | 4.33 | 9.45 | 11.74 | 11.96 | 13.98 |
| | T | .69 | .79 | .85 | .90 | .86 | .93 |

| PRODUCT | | 78 | 79 | 80 | 81 | 82 |
|---------|---|-------|-------|-------|-------|-------|
| FO3 | P | 14.61 | 21.55 | 33.81 | 39.13 | 36.65 |
| | T | 1.04 | 4.03 | 6.29 | 6.88 | 6.21 |
| FO5 | P | 13.98 | 20.67 | 32.86 | 37.58 | 34.76 |
| | T | 1.05 | 3.93 | 6.16 | 6.65 | 5.92 |

NOTE: 0 INDICATES MISSING OBSERVATIONS

HOLLAND: AVERAGE RETAIL PRICES AND TAXES FOR MAIN GROUPS OF PRODUCTS

US DOLLAR PER BARREL

A. PRICE

| YEAR | GASOLINE | KEROSENE | DISTILLATE | RESIDUAL |
|------|----------|----------|------------|----------|
| 60 | 20.78 | 9.10 | 5.41 | 3.47 |
| 61 | 20.96 | 9.10 | 5.41 | 3.39 |
| 62 | 21.04 | 9.08 | 5.83 | 3.50 |
| 63 | 21.23 | 9.09 | 6.76 | 3.74 |
| 64 | 22.66 | 8.89 | 6.58 | 3.74 |
| 65 | 22.98 | 8.85 | 6.85 | 3.74 |
| 66 | 23.64 | 9.07 | 7.44 | 3.72 |
| 67 | 26.09 | 9.48 | 8.84 | 3.74 |
| 68 | 26.25 | 9.45 | 8.86 | 3.73 |
| 69 | 26.36 | 9.76 | 8.50 | 3.29 |
| 70 | 27.79 | 9.84 | 8.27 | 3.54 |
| 71 | 29.68 | 10.34 | 8.32 | 4.09 |
| 72 | 35.04 | 10.55 | 9.53 | 3.51 |
| 73 | 45.15 | 14.76 | 17.48 | 4.55 |
| 74 | 56.54 | 25.51 | 25.01 | 9.65 |
| 75 | 62.65 | 29.46 | 26.69 | 11.87 |
| 76 | 64.85 | 33.22 | 27.41 | 12.29 |
| 77 | 69.59 | 36.41 | 29.97 | 14.14 |
| 78 | 79.32 | 44.69 | 35.09 | 14.30 |
| 79 | 93.56 | 59.46 | 50.44 | 21.11 |
| 80 | 113.66 | 76.19 | 66.57 | 33.33 |
| 81 | 106.74 | 72.01 | 64.49 | 38.36 |
| 82 | 103.39 | 69.60 | 62.86 | 35.70 |

B. TAX

| YEAR | GASOLINE | KEROSENE | DISTILLATE | RESIDUAL |
|------|----------|----------|------------|----------|
| 60 | 12.09 | .45 | .73 | .45 |
| 61 | 12.09 | .45 | .73 | .45 |
| 62 | 12.07 | .45 | .73 | .45 |
| 63 | 12.08 | .56 | .73 | .45 |
| 64 | 13.35 | .49 | .74 | .46 |
| 65 | 13.65 | .27 | .88 | .54 |
| 66 | 14.02 | .28 | 1.30 | .71 |
| 67 | 15.84 | .33 | 2.35 | .81 |
| 68 | 15.99 | .33 | 2.35 | .79 |
| 69 | 16.47 | .60 | 2.12 | .64 |
| 70 | 18.89 | .44 | 2.20 | .60 |
| 71 | 19.92 | .46 | 2.32 | .63 |
| 72 | 25.60 | .52 | 2.42 | .68 |
| 73 | 30.60 | .63 | 6.06 | .79 |
| 74 | 35.65 | 2.82 | 7.08 | .84 |
| 75 | 38.17 | 3.30 | 7.57 | .90 |
| 76 | 38.29 | 3.30 | 7.28 | .86 |
| 77 | 42.33 | 3.58 | 7.85 | .92 |
| 78 | 48.04 | 7.76 | 10.80 | 1.05 |
| 79 | 53.06 | 11.67 | 16.36 | 3.98 |
| 80 | 60.01 | 14.27 | 18.93 | 6.23 |
| 81 | 52.14 | 13.10 | 17.04 | 6.76 |
| 82 | 50.79 | 12.63 | 16.51 | 6.07 |

FINAL ANALYSIS FOR: HOLLAND

US DOLLAR PER BARREL

| YEAR | R E T A I L | | W H O L E S A L E | |
|------|-------------|-------|-------------------|-----|
| | PRICE | TAX | PRICE | TAX |
| 60 | 7.01 | 2.25 | | |
| 61 | 6.70 | 2.08 | | |
| 62 | 6.20 | 1.65 | | |
| 63 | 7.09 | 1.93 | | |
| 64 | 7.12 | 2.10 | | |
| 65 | 7.07 | 2.10 | | |
| 66 | 7.47 | 2.43 | | |
| 67 | 8.56 | 3.20 | | |
| 68 | 8.48 | 3.14 | | |
| 69 | 8.10 | 2.94 | | |
| 70 | 8.48 | 3.39 | | |
| 71 | 9.44 | 3.84 | | |
| 72 | 10.20 | 4.61 | | |
| 73 | 15.90 | 7.41 | | |
| 74 | 23.00 | 8.41 | | |
| 75 | 26.29 | 9.49 | | |
| 76 | 26.52 | 9.02 | | |
| 77 | 29.55 | 10.23 | | |
| 78 | 33.88 | 12.92 | | |
| 79 | 42.30 | 15.23 | | |
| 80 | 57.50 | 18.92 | | |
| 81 | 58.74 | 17.56 | | |
| 82 | 56.27 | 16.81 | | |

CALCULATION OF EX TAX PRICES AND DEALER MARGIN

| YEAR | RETAIL | WHOLESALE | DEALER |
|------|--------|-----------|--------|
| 60 | 4.76 | | |
| 61 | 4.62 | | |
| 62 | 4.55 | | |
| 63 | 5.16 | | |
| 64 | 5.02 | | |
| 65 | 4.97 | | |
| 66 | 5.04 | | |
| 67 | 5.36 | | |
| 68 | 5.34 | | |
| 69 | 5.16 | | |
| 70 | 5.09 | | |
| 71 | 5.60 | | |
| 72 | 5.60 | | |
| 73 | 8.49 | | |
| 74 | 14.59 | | |
| 75 | 16.80 | | |
| 76 | 17.50 | | |
| 77 | 19.32 | | |
| 78 | 20.96 | | |
| 79 | 27.07 | | |
| 80 | 38.57 | | |
| 81 | 41.18 | | |
| 82 | 39.46 | | |

NOTE:0 INDICATES LACK OF DATA

II. IRELAND: PETROLEUM PRODUCTS PRICES AND TAXES - WHOLESALE QUOTATIONS

US DOLLAR PER BARREL

| PRODUCT | | 61 | 62 | 63 | 64 | 65 | 66 |
|---------|---|-------|-------|-------|-------|-------|-------|
| DOI DE | P | 17.60 | 17.64 | 17.60 | 18.38 | 19.51 | 21.63 |
| | T | 10.61 | 10.64 | 10.61 | 11.42 | 12.57 | 14.69 |
| DOI DH | P | .00 | .00 | .00 | .00 | .00 | .00 |
| | T | .00 | .00 | .00 | .00 | .00 | .00 |
| DOI GD | P | 6.94 | 6.95 | 6.94 | 6.92 | 6.93 | 6.29 |
| | T | .00 | .00 | .00 | .00 | .00 | .00 |
| FO1 LI | P | 5.26 | 5.27 | 5.25 | 5.24 | 5.25 | 5.24 |
| | T | .00 | .00 | .00 | .00 | .00 | .00 |
| FO3 ME | P | 4.85 | 4.86 | 4.85 | 4.83 | 4.84 | 4.83 |
| | T | .00 | .00 | .00 | .00 | .00 | .00 |
| FO5 HE | P | 4.49 | 4.50 | 4.49 | 4.48 | 4.48 | 4.48 |
| | T | .00 | .00 | .00 | .00 | .00 | .00 |
| KEO BU | P | 8.37 | 8.39 | 8.36 | 8.34 | 8.35 | 8.34 |
| | T | .00 | .00 | .00 | .00 | .00 | .00 |
| KEO DO | P | .00 | .00 | .00 | .00 | .00 | .00 |
| | T | .00 | .00 | .00 | .00 | .00 | .00 |
| KEO VA | P | 7.96 | 7.98 | 7.96 | 7.93 | 7.95 | 7.94 |
| | T | .00 | .00 | .00 | .00 | .00 | .00 |
| PMG | P | 21.84 | 21.89 | 21.49 | 22.61 | 23.93 | 26.11 |
| | T | 13.57 | 13.60 | 13.57 | 14.78 | 16.06 | 18.27 |
| RMG | P | 20.61 | 20.66 | 20.27 | 21.37 | 22.67 | 24.86 |
| | T | 13.57 | 13.60 | 13.57 | 14.75 | 16.03 | 18.24 |
| RMG ME | P | .00 | .00 | .00 | .00 | .00 | .00 |
| | T | .00 | .00 | .00 | .00 | .00 | .00 |

| PRODUCT | | 67 | 68 | 69 | 70 | 71 | 72 |
|---------|---|-------|-------|-------|-------|-------|-------|
| DOI DE | P | 22.11 | 20.25 | 20.90 | 21.21 | 22.94 | 23.52 |
| | T | 14.98 | 13.61 | 14.48 | 14.86 | 15.19 | 15.42 |
| DOI DH | P | .00 | .00 | .00 | .00 | .00 | .00 |
| | T | .00 | .00 | .00 | .00 | .00 | .00 |
| DOI GD | P | 6.31 | 5.93 | 5.78 | 5.68 | 7.06 | 7.35 |
| | T | .00 | .00 | .00 | .00 | .00 | .00 |
| FO1 LI | P | 5.47 | 5.15 | 4.86 | 4.83 | 6.39 | 6.66 |
| | T | .00 | .00 | .00 | .00 | .00 | .00 |
| FO3 ME | P | 5.07 | 4.80 | 4.52 | 4.48 | 6.03 | 6.29 |
| | T | .00 | .00 | .00 | .00 | .00 | .00 |
| FO5 HE | P | 4.73 | 4.41 | 4.28 | 4.55 | 5.72 | 5.98 |
| | T | .00 | .00 | .00 | .00 | .00 | .00 |
| KEO BU | P | 8.50 | 7.84 | 7.70 | 7.72 | 9.20 | 9.52 |
| | T | .00 | .00 | .00 | .00 | .00 | .00 |
| KEO DO | P | .00 | .00 | .00 | .00 | 8.67 | 8.98 |
| | T | .00 | .00 | .00 | .00 | .00 | .00 |
| KEO VA | P | 8.10 | 7.50 | 7.28 | 7.25 | 8.67 | 8.98 |
| | T | .00 | .00 | .00 | .00 | .00 | .00 |
| PMG | P | 26.52 | 24.14 | 25.02 | 25.89 | 28.05 | 28.71 |
| | T | 18.51 | 16.73 | 17.62 | 18.43 | 19.12 | 19.42 |
| RMG | P | 25.29 | 23.06 | 23.95 | 24.80 | 26.93 | 27.56 |
| | T | 18.48 | 16.70 | 17.59 | 18.39 | 19.07 | 19.37 |
| RMG ME | P | 25.72 | 23.44 | 24.33 | 25.18 | 27.32 | 27.97 |
| | T | 18.49 | 16.71 | 17.60 | 18.41 | 19.08 | 19.38 |

II. IRELAND: PETROLEUM PRODUCTS PRICES AND TAXES - WHOLESALE QUOTATIONS

US DOLLAR PER BARREL

| PRODUCT | | 73 | 74 | 75 | 76 | 77 | 78 |
|---------|---|-------|-------|-------|-------|-------|-------|
| DÓI DE | P | 23.84 | 31.16 | 33.60 | 32.56 | 36.85 | 39.49 |
| | T | 15.22 | 14.56 | 14.95 | 14.01 | 14.17 | 15.48 |
| DOI DH | P | .00 | .00 | .00 | 18.70 | 23.41 | 24.63 |
| | T | .00 | .00 | .00 | .00 | .00 | .00 |
| DOI GD | P | 7.77 | 15.44 | 17.49 | 18.86 | 23.31 | 24.63 |
| | T | .00 | .00 | .00 | .00 | .00 | .00 |
| FO1 LI | P | 6.75 | 13.30 | 16.23 | 16.86 | 20.82 | 22.70 |
| | T | .00 | .00 | .00 | .00 | 1.22 | 1.34 |
| FO3 ME | P | 6.39 | 12.39 | 15.32 | 15.99 | 20.21 | 21.68 |
| | T | .00 | .00 | .00 | .00 | 1.22 | 1.34 |
| FO5 HE | P | 6.08 | 11.89 | 14.83 | 15.42 | 19.38 | 21.06 |
| | T | .00 | .00 | .00 | .00 | 1.22 | 1.34 |
| KEO BU | P | 10.08 | 17.02 | 18.15 | 18.95 | 24.00 | 26.78 |
| | T | .00 | .00 | .00 | .00 | 1.22 | 1.34 |
| KEO DO | P | 9.55 | 15.71 | 16.41 | 18.67 | 24.05 | 25.93 |
| | T | .00 | .00 | .00 | .00 | 1.22 | 1.34 |
| KEO VA | P | 9.61 | 16.76 | 19.01 | 21.11 | 27.48 | 30.57 |
| | T | .00 | .00 | .00 | .00 | 1.22 | 1.34 |
| PMG | P | 29.48 | 37.34 | 50.93 | 50.32 | 53.42 | 56.94 |
| | T | 19.41 | 19.40 | 29.39 | 30.69 | 31.35 | 34.29 |
| RMG | P | 28.35 | 36.55 | 49.90 | 49.44 | 52.59 | 56.04 |
| | T | 19.35 | 19.35 | 29.32 | 30.61 | 31.28 | 34.21 |
| RMG ME | P | 28.75 | 36.93 | 50.25 | 49.81 | 53.08 | 56.57 |
| | T | 19.37 | 19.37 | 29.35 | 30.64 | 31.32 | 34.25 |

| PRODUCT | | 79 | 80 | 81 | 82 |
|---------|---|-------|-------|--------|--------|
| DOI DE | P | 52.05 | 79.40 | 87.80 | 91.05 |
| | T | 17.43 | 30.75 | 37.40 | 41.20 |
| DOI DH | P | 34.51 | 51.68 | 52.52 | 51.87 |
| | T | .00 | 4.39 | 3.93 | 3.46 |
| DOI GD | P | 35.32 | 52.12 | 52.51 | 51.87 |
| | T | .00 | 4.39 | 3.93 | 3.46 |
| FO1 LI | P | 29.29 | 40.15 | 44.28 | 43.87 |
| | T | 1.43 | 4.39 | 3.81 | 2.22 |
| FO3 ME | P | 27.75 | 38.66 | 42.87 | 41.32 |
| | T | 1.43 | 4.39 | 3.81 | 2.22 |
| FO5 HE | P | 27.02 | 37.87 | 41.52 | 39.89 |
| | T | 1.43 | 4.39 | 3.81 | 2.22 |
| KEO BU | P | 36.84 | 53.60 | 58.47 | 60.09 |
| | T | 1.43 | 4.39 | 3.93 | 3.46 |
| KEO DO | P | 34.80 | 52.73 | 56.36 | 56.23 |
| | T | 1.43 | 4.39 | 3.93 | 3.46 |
| KEO VA | P | .00 | .00 | .00 | .00 |
| | T | .00 | .00 | .00 | .00 |
| PMG | P | 70.68 | 99.06 | 105.52 | 108.72 |
| | T | 37.52 | 50.95 | 53.81 | 56.33 |
| RMG | P | 69.71 | 98.09 | 104.75 | 108.06 |
| | T | 37.43 | 50.86 | 53.73 | 56.24 |
| RMG ME | P | 70.28 | 98.66 | 105.21 | 108.43 |
| | T | 37.48 | 50.91 | 53.78 | 56.29 |

NOTE: 0 INDICATES MISSING OBSERVATIONS

IRELAND: AVERAGE RETAIL PRICES AND TAXES FOR MAIN GROUPS OF PRODUCTS
US DOLLAR PER BARREL

A. PRICE

| YEAR | GASOLINE | KEROSENE | DISTILLATE | RESIDUAL |
|------|----------|----------|------------|----------|
| 60 | .00 | .00 | .00 | .00 |
| 61 | 21.23 | 8.16 | 17.60 | 4.86 |
| 62 | 21.27 | 8.18 | 17.64 | 4.87 |
| 63 | 20.88 | 8.16 | 17.60 | 4.86 |
| 64 | 21.99 | 8.14 | 18.38 | 4.85 |
| 65 | 23.30 | 8.15 | 19.51 | 4.86 |
| 66 | 25.48 | 8.14 | 21.63 | 4.85 |
| 67 | 25.84 | 8.30 | 22.11 | 5.09 |
| 68 | 23.55 | 7.67 | 20.25 | 4.78 |
| 69 | 24.43 | 7.49 | 20.90 | 4.55 |
| 70 | 25.29 | 7.49 | 21.21 | 4.62 |
| 71 | 27.43 | 8.85 | 22.94 | 6.05 |
| 72 | 28.08 | 9.16 | 23.52 | 6.31 |
| 73 | 28.86 | 9.75 | 23.84 | 6.41 |
| 74 | 36.94 | 16.50 | 31.16 | 12.52 |
| 75 | 50.36 | 17.86 | 33.60 | 15.46 |
| 76 | 49.86 | 19.58 | 32.56 | 16.09 |
| 77 | 53.03 | 25.18 | 36.85 | 20.14 |
| 78 | 56.52 | 27.76 | 39.49 | 21.81 |
| 79 | 70.22 | 35.82 | 52.05 | 28.02 |
| 80 | 98.60 | 53.17 | 61.07 | 38.89 |
| 81 | 105.16 | 57.41 | 64.28 | 42.89 |
| 82 | 108.40 | 58.16 | 64.93 | 41.69 |

B. TAX

| YEAR | GASOLINE | KEROSENE | DISTILLATE | RESIDUAL |
|------|----------|----------|------------|----------|
| 60 | .00 | .00 | .00 | .00 |
| 61 | 13.57 | .00 | 10.61 | .00 |
| 62 | 13.60 | .00 | 10.64 | .00 |
| 63 | 13.57 | .00 | 10.61 | .00 |
| 64 | 14.76 | .00 | 11.42 | .00 |
| 65 | 16.05 | .00 | 12.57 | .00 |
| 66 | 18.25 | .00 | 14.69 | .00 |
| 67 | 18.50 | .00 | 14.98 | .00 |
| 68 | 16.71 | .00 | 13.61 | .00 |
| 69 | 17.60 | .00 | 14.48 | .00 |
| 70 | 18.41 | .00 | 14.86 | .00 |
| 71 | 19.09 | .00 | 15.19 | .00 |
| 72 | 19.39 | .00 | 15.42 | .00 |
| 73 | 19.38 | .00 | 15.22 | .00 |
| 74 | 19.37 | .00 | 14.56 | .00 |
| 75 | 29.35 | .00 | 14.95 | .00 |
| 76 | 30.65 | .00 | 14.01 | .00 |
| 77 | 31.32 | 1.22 | 14.17 | 1.22 |
| 78 | 34.25 | 1.34 | 15.48 | 1.34 |
| 79 | 37.48 | 1.43 | 17.43 | 1.43 |
| 80 | 50.91 | 4.39 | 13.18 | 4.39 |
| 81 | 53.77 | 3.93 | 15.09 | 3.81 |
| 82 | 56.29 | 3.46 | 16.04 | 2.22 |

FINAL ANALYSIS FOR: IRELAND

US DOLLAR PER BARREL

| YEAR | R E T A I L | | W H O L E S A L E | |
|------|-------------|-------|-------------------|-----|
| | PRICE | TAX | PRICE | TAX |
| 61 | 12.91 | .00 | | |
| 62 | 12.18 | .00 | | |
| 63 | 11.78 | .00 | | |
| 64 | 11.60 | .00 | | |
| 65 | 12.10 | 6.47 | | |
| 66 | 12.90 | 7.39 | | |
| 67 | 13.05 | 7.31 | | |
| 68 | 12.35 | 6.98 | | |
| 69 | 12.70 | 7.46 | | |
| 70 | 12.44 | .00 | | |
| 71 | 13.66 | .00 | | |
| 72 | 14.50 | .00 | | |
| 73 | 15.40 | 8.32 | | |
| 74 | 22.68 | 8.40 | | |
| 75 | 28.74 | 11.84 | | |
| 76 | 26.94 | 10.26 | | |
| 77 | 31.28 | 10.44 | | |
| 78 | 34.21 | 11.95 | | |
| 79 | 43.15 | 12.70 | | |
| 80 | 59.02 | 17.21 | | |
| 81 | 65.32 | 19.47 | | |
| 82 | 65.87 | 19.68 | | |

CALCULATION OF EX TAX PRICES AND DEALER MARGIN

| YEAR | RETAIL | WHOLESALE | DEALER |
|------|--------|-----------|--------|
| 65 | 5.63 | | |
| 66 | 5.51 | | |
| 67 | 5.73 | | |
| 68 | 5.37 | | |
| 69 | 5.24 | | |
| 73 | 7.09 | | |
| 74 | 14.29 | | |
| 75 | 16.91 | | |
| 76 | 16.68 | | |
| 77 | 20.84 | | |
| 78 | 22.26 | | |
| 79 | 30.45 | | |
| 80 | 41.81 | | |
| 81 | 45.85 | | |
| 82 | 46.19 | | |

NOTE:0 INDICATES LACK OF DATA

I. ITALY: PETROLEUM PRODUCTS PRICES AND TAXES - RETAIL QUOTATIONS

US DOLLAR PER BARREL

| PRODUCT | | 60 | 61 | 62 | 63 | 64 | 65 |
|---------|---|-------|-------|-------|-------|-------|-------|
| DOI AG | P | 21.78 | 19.43 | 19.21 | 19.19 | 19.10 | 19.09 |
| | T | 13.10 | 13.10 | 13.10 | 13.08 | 13.02 | 13.01 |
| PMG | P | 34.58 | 27.79 | 27.15 | 27.12 | 27.42 | 30.54 |
| | T | 18.38 | 18.38 | 18.37 | 18.35 | 18.64 | 21.40 |
| RMG | P | 32.02 | 25.22 | 24.59 | 24.56 | 24.87 | 27.99 |
| | T | 17.89 | 17.89 | 17.88 | 17.86 | 18.15 | 20.89 |

| PRODUCT | | 66 | 67 | 68 | 69 | 70 | 71 |
|---------|---|-------|-------|-------|-------|-------|-------|
| DOI AG | P | 19.10 | 19.11 | 19.14 | 19.01 | 19.03 | 19.33 |
| | T | 13.06 | 13.34 | 13.35 | 13.27 | 13.28 | 13.16 |
| PMG | P | 30.92 | 33.13 | 33.17 | 40.04 | 42.18 | 47.68 |
| | T | 21.78 | 24.00 | 24.03 | 26.11 | 26.46 | 29.07 |
| RMG | P | 28.37 | 30.58 | 30.62 | 37.51 | 39.65 | 45.10 |
| | T | 21.26 | 23.41 | 23.44 | 25.50 | 25.84 | 28.45 |

| PRODUCT | | 72 | 73 | 74 | 75 | 76 | 77 |
|---------|---|-------|-------|-------|-------|-------|-------|
| DOI AG | P | 20.44 | 23.10 | 32.27 | 33.94 | 29.99 | 27.73 |
| | T | 13.72 | 14.78 | 15.66 | 15.73 | 11.95 | 7.80 |
| PMG | P | 50.41 | 50.49 | 65.74 | 73.49 | 77.13 | 90.09 |
| | T | 32.04 | 36.16 | 43.60 | 49.48 | 51.26 | 64.24 |
| RMG | P | 47.69 | 48.18 | 63.17 | 70.27 | 74.04 | 86.49 |
| | T | 31.39 | 35.29 | 42.14 | 47.74 | 50.70 | 62.33 |

| PRODUCT | | 78 | 79 | 80 | 81 | 82 |
|---------|---|-------|--------|--------|--------|--------|
| DOI AG | P | 30.61 | 40.98 | 58.94 | 55.30 | 59.00 |
| | T | 8.44 | 9.56 | 12.05 | 9.56 | 11.73 |
| PMG | P | 93.71 | 102.82 | 133.34 | 127.48 | 123.10 |
| | T | 66.74 | 70.82 | 83.36 | 75.98 | 74.18 |
| RMG | P | 89.97 | 98.99 | 129.85 | 122.56 | 117.57 |
| | T | 64.79 | 70.04 | 82.71 | 75.23 | 73.30 |

NOTE: 0 INDICATES MISSING OBSERVATIONS

II. ITALY: PETROLEUM PRODUCTS PRICES AND TAXES - WHOLESALE QUOTATIONS

US DOLLAR PER BARREL

| PRODUCT | | 60 | 61 | 62 | 63 | 64 | 55 |
|---------|---|-------|-------|-------|-------|-------|-------|
| FO1 LI | P | .00 | .00 | 3.81 | 3.80 | 3.79 | 3.78 |
| | T | .00 | .00 | 1.02 | 1.02 | 1.01 | 1.01 |
| FO2 ME | P | 4.02 | 3.65 | 3.61 | 3.61 | 3.59 | 3.59 |
| | T | .92 | .92 | .91 | .91 | .91 | .91 |
| FO5 S1 | P | .00 | .00 | 3.21 | 3.21 | 3.19 | 3.19 |
| | T | .00 | .00 | .74 | .74 | .73 | .73 |
| FO5 S3 | P | .00 | .00 | 3.21 | 3.21 | 3.19 | 3.19 |
| | T | .00 | .00 | .74 | .74 | .73 | .73 |
| GOI HE | P | .00 | .00 | .00 | .00 | .00 | .00 |
| | T | .00 | .00 | .00 | .00 | .00 | .00 |
| KEO HE | P | 17.63 | 16.95 | 16.88 | 16.86 | 16.78 | 16.77 |
| | T | 11.27 | 11.27 | 11.27 | 11.26 | 11.20 | 11.20 |

| PRODUCT | | 66 | 67 | 68 | 69 | 70 | 71 |
|---------|---|-------|-------|-------|-------|-------|-------|
| FO1 LI | P | 3.79 | 3.79 | 3.79 | 3.77 | 3.80 | 4.47 |
| | T | 1.02 | 1.04 | 1.05 | 1.04 | 1.04 | .91 |
| FO2 ME | P | 3.59 | 3.59 | 3.60 | 3.57 | 3.59 | 3.89 |
| | T | .91 | .94 | .94 | .93 | .93 | .55 |
| FO5 S1 | P | 3.19 | 3.20 | 3.20 | 3.18 | 3.20 | 3.67 |
| | T | .74 | .76 | .76 | .75 | .76 | .28 |
| FO5 S3 | P | 3.19 | 3.20 | 3.20 | 3.18 | 3.19 | 3.38 |
| | T | .74 | .76 | .76 | .75 | .76 | .40 |
| GOI HE | P | .00 | .00 | .00 | .00 | .00 | .00 |
| | T | .00 | .00 | .00 | .00 | .00 | .00 |
| KEO HE | P | 16.79 | 16.80 | 16.82 | 16.71 | 16.73 | 17.20 |
| | T | 11.24 | 11.48 | 11.50 | 11.42 | 11.43 | 11.63 |

| PRODUCT | | 72 | 73 | 74 | 75 | 76 | 77 |
|---------|---|-------|------|-------|-------|-------|-------|
| FO1 LI | P | 4.73 | 4.94 | 10.81 | 14.68 | 14.08 | 17.34 |
| | T | .87 | .87 | 1.31 | 2.35 | 2.12 | 3.17 |
| FO2 ME | P | 4.11 | 4.42 | 10.43 | 14.09 | 13.52 | 16.87 |
| | T | .35 | .35 | .81 | 1.82 | 1.69 | 2.81 |
| FO5 S1 | P | 3.88 | 4.15 | 10.38 | 14.13 | 13.04 | 15.83 |
| | T | .01 | .01 | .51 | 1.53 | 1.41 | 2.02 |
| FO5 S3 | P | 3.57 | 3.74 | 8.73 | 12.87 | 12.04 | 14.74 |
| | T | .21 | .21 | .62 | 1.56 | 1.44 | 1.95 |
| GOI HE | P | .00 | .00 | .00 | .00 | .00 | .00 |
| | T | .00 | .00 | .00 | .00 | .00 | .00 |
| KEO HE | P | 18.31 | 9.14 | 13.32 | 14.47 | 14.98 | 18.27 |
| | T | 12.31 | .20 | .90 | .68 | .70 | 2.24 |

II. ITALY: PETROLEUM PRODUCTS PRICES AND TAXES - WHOLESALE QUOTATIONS

US DOLLAR PER BARREL

| PRODUCT | | 78 | 79 | 80 | 81 | 82 |
|---------|---|-------|-------|-------|-------|-------|
| FO1 LI | P | 18.19 | 24.05 | 36.51 | 39.59 | 40.77 |
| | T | 3.49 | 4.23 | 5.77 | 6.10 | 7.05 |
| FO2 ME | P | 17.87 | 23.94 | 36.76 | 40.14 | 37.78 |
| | T | 3.30 | 4.06 | 5.65 | 6.06 | 6.16 |
| FO5 S1 | P | .00 | .00 | .00 | 35.47 | 33.47 |
| | T | .00 | .00 | .00 | 5.08 | 6.07 |
| FO5 S3 | P | .00 | .00 | .00 | 33.88 | 31.43 |
| | T | .00 | .00 | .00 | 4.81 | 5.53 |
| GOI HE | P | .00 | .00 | .00 | 42.91 | 47.79 |
| | T | .00 | .00 | .00 | 7.89 | 10.80 |
| KEO HE | P | 20.95 | 27.84 | 41.90 | 39.89 | 47.62 |
| | T | 5.19 | 6.83 | 8.44 | 6.65 | 10.26 |

NOTE: 0 INDICATES MISSING OBSERVATIONS

ITALY: AVERAGE RETAIL PRICES AND TAXES FOR MAIN GROUPS OF PRODUCTS

US DOLLAR PER BARREL

A. PRICE

| YEAR | GASOLINE | KEROSENE | DISTILLATE | RESIDUAL |
|------|----------|----------|------------|----------|
| 60 | 33.30 | 17.63 | 21.78 | 4.02 |
| 61 | 26.51 | 16.95 | 19.43 | 3.65 |
| 62 | 25.87 | 16.88 | 19.21 | 3.46 |
| 63 | 25.84 | 16.86 | 19.19 | 3.46 |
| 64 | 26.14 | 16.78 | 19.10 | 3.44 |
| 65 | 29.26 | 16.77 | 19.09 | 3.44 |
| 66 | 29.65 | 16.79 | 19.10 | 3.44 |
| 67 | 31.85 | 16.80 | 19.11 | 3.44 |
| 68 | 31.89 | 16.82 | 19.14 | 3.45 |
| 69 | 38.77 | 16.71 | 19.01 | 3.43 |
| 70 | 40.92 | 16.73 | 19.03 | 3.44 |
| 71 | 46.39 | 17.20 | 19.33 | 3.85 |
| 72 | 49.05 | 18.31 | 20.44 | 4.07 |
| 73 | 49.33 | 9.14 | 23.10 | 4.31 |
| 74 | 64.46 | 13.32 | 32.27 | 10.09 |
| 75 | 71.88 | 14.47 | 33.94 | 13.94 |
| 76 | 75.58 | 14.98 | 29.99 | 13.17 |
| 77 | 88.29 | 18.27 | 27.73 | 16.20 |
| 78 | 91.84 | 20.95 | 30.61 | 18.03 |
| 79 | 100.91 | 27.84 | 40.98 | 23.99 |
| 80 | 131.59 | 41.90 | 58.94 | 36.63 |
| 81 | 125.02 | 39.89 | 49.11 | 37.27 |
| 82 | 120.33 | 47.62 | 53.40 | 35.86 |

B. TAX

| YEAR | GASOLINE | KEROSENE | DISTILLATE | RESIDUAL |
|------|----------|----------|------------|----------|
| 60 | 18.13 | 11.27 | 13.10 | .92 |
| 61 | 18.13 | 11.27 | 13.10 | .92 |
| 62 | 18.13 | 11.27 | 13.10 | .85 |
| 63 | 18.11 | 11.26 | 13.08 | .85 |
| 64 | 18.40 | 11.20 | 13.02 | .85 |
| 65 | 21.15 | 11.20 | 13.01 | .85 |
| 66 | 21.52 | 11.24 | 13.06 | .85 |
| 67 | 23.71 | 11.48 | 13.34 | .88 |
| 68 | 23.74 | 11.50 | 13.35 | .88 |
| 69 | 25.80 | 11.42 | 13.27 | .87 |
| 70 | 26.15 | 11.43 | 13.28 | .87 |
| 71 | 28.76 | 11.63 | 13.16 | .54 |
| 72 | 31.72 | 12.31 | 13.72 | .36 |
| 73 | 35.73 | .20 | 14.78 | .36 |
| 74 | 42.87 | .90 | 15.66 | .81 |
| 75 | 48.61 | .68 | 15.73 | 1.82 |
| 76 | 50.98 | .70 | 11.95 | 1.66 |
| 77 | 63.28 | 2.24 | 7.80 | 2.49 |
| 78 | 65.76 | 5.19 | 8.44 | 3.39 |
| 79 | 70.43 | 6.83 | 9.56 | 4.15 |
| 80 | 83.04 | 8.44 | 12.05 | 5.71 |
| 81 | 75.61 | 6.65 | 8.72 | 5.51 |
| 82 | 73.74 | 10.26 | 11.27 | 6.20 |

FINAL ANALYSIS FOR: ITALY

US DOLLAR PER BARREL

| YEAR | R E T A I L | | W H O L E S A L E | |
|------|-------------|-------|-------------------|-----|
| | PRICE | TAX | PRICE | TAX |
| 60 | 11.74 | 5.80 | | |
| 61 | 10.06 | 5.80 | | |
| 62 | 9.89 | 5.82 | | |
| 63 | 10.03 | 5.94 | | |
| 64 | 9.74 | 5.73 | | |
| 65 | 10.20 | 6.14 | | |
| 66 | 10.30 | 6.24 | | |
| 67 | 10.85 | 6.81 | | |
| 68 | 10.79 | 6.75 | | |
| 69 | 12.41 | 7.50 | | |
| 70 | 12.98 | 7.75 | | |
| 71 | 14.60 | 8.30 | | |
| 72 | 15.62 | 8.97 | | |
| 73 | 16.01 | 9.13 | | |
| 74 | 24.05 | 10.90 | | |
| 75 | 30.44 | 14.45 | | |
| 76 | 27.18 | 11.79 | | |
| 77 | 30.60 | 13.31 | | |
| 78 | 33.48 | 14.77 | | |
| 79 | 41.90 | 16.81 | | |
| 80 | 59.73 | 21.01 | | |
| 81 | 56.66 | 19.06 | | |
| 82 | 56.69 | 19.95 | | |

CALCULATION OF EX TAX PRICES AND DEALER MARGIN

| YEAR | RETAIL | WHOLESALE | DEALER |
|------|--------|-----------|--------|
| 60 | 5.94 | | |
| 61 | 4.26 | | |
| 62 | 4.06 | | |
| 63 | 4.10 | | |
| 64 | 4.01 | | |
| 65 | 4.06 | | |
| 66 | 4.06 | | |
| 67 | 4.04 | | |
| 68 | 4.03 | | |
| 69 | 4.91 | | |
| 70 | 5.23 | | |
| 71 | 6.29 | | |
| 72 | 6.65 | | |
| 73 | 6.88 | | |
| 74 | 13.15 | | |
| 75 | 15.99 | | |
| 76 | 15.39 | | |
| 77 | 17.29 | | |
| 78 | 18.71 | | |
| 79 | 25.09 | | |
| 80 | 38.73 | | |
| 81 | 37.60 | | |
| 82 | 36.74 | | |

NOTE:0 INDICATES LACK OF DATA

I.LUXEMB.: PETROLEUM PRODUCTS PRICES AND TAXES - RETAIL QUOTATIONS

US DOLLAR PER BARREL

| PRODUCT | | 62 | 63 | 64 | 65 | 66 | 67 |
|---------|---|-------|-------|-------|-------|-------|-------|
| DOI AG | P | .00 | .00 | .00 | .00 | .00 | 11.98 |
| | T | .00 | .00 | .00 | .00 | .00 | 4.00 |
| PMG | P | 22.42 | 22.31 | 22.69 | 23.44 | 25.22 | 26.23 |
| | T | .00 | .00 | .00 | .00 | .00 | 15.68 |
| RMG | P | 21.14 | 21.03 | 21.41 | 22.17 | 23.95 | 24.95 |
| | T | .00 | .00 | .00 | .00 | .00 | 15.60 |

| PRODUCT | | 68 | 69 | 70 | 71 | 72 | 73 |
|---------|---|-------|-------|-------|-------|-------|-------|
| DOI AG | P | 12.37 | 12.00 | 12.16 | 12.93 | 13.95 | 16.29 |
| | T | 4.20 | 4.21 | 4.70 | 5.02 | 5.51 | 6.24 |
| PMG | P | 26.53 | 26.44 | 26.53 | 27.88 | 30.52 | 37.10 |
| | T | 16.78 | 16.69 | 17.87 | 18.81 | 20.65 | 23.76 |
| RMG | P | 25.26 | 25.17 | 25.26 | 26.49 | 29.00 | 35.39 |
| | T | 16.66 | 16.58 | 17.72 | 18.64 | 20.51 | 23.59 |

| PRODUCT | | 74 | 75 | 76 | 77 | 78 | 79 |
|---------|---|-------|-------|-------|-------|-------|-------|
| DOI AG | P | 23.59 | 27.42 | 28.24 | 30.95 | 35.72 | 47.96 |
| | T | 6.96 | 7.60 | 7.32 | 7.03 | 8.20 | 10.15 |
| PMG | P | 46.94 | 50.83 | 52.50 | 54.88 | 63.53 | 77.89 |
| | T | 26.46 | 28.08 | 26.82 | 27.53 | 30.82 | 34.36 |
| RMG | P | 44.40 | 48.76 | 49.91 | 53.08 | 61.75 | 74.00 |
| | T | 26.26 | 27.90 | 26.61 | 26.74 | 30.74 | 34.18 |

| PRODUCT | | 80 | 81 | 82 |
|---------|---|--------|-------|-------|
| DOI AG | P | 64.86 | 60.39 | 62.58 |
| | T | 10.98 | 9.11 | 15.47 |
| PMG | P | 100.11 | 90.87 | 87.97 |
| | T | 35.53 | 28.61 | 37.56 |
| RMG | P | 97.64 | 87.24 | 84.91 |
| | T | 35.41 | 28.44 | 37.29 |

NOTE: 0 INDICATES MISSING OBSERVATIONS

II. LUXEMB.: PETROLEUM PRODUCTS PRICES AND TAXES - WHOLESALE QUOTATIONS

US DOLLAR PER BARREL

| PRODUCT | | 62 | 63 | 64 | 65 | 66 | 67 |
|---------|---|-------|-------|-------|-------|-------|-------|
| DOI AG | P | .00 | .00 | .00 | .00 | .00 | 10.80 |
| | T | .00 | .00 | .00 | .00 | .00 | 4.00 |
| DOI LI | P | .00 | .00 | .00 | .00 | .00 | .00 |
| | T | .00 | .00 | .00 | .00 | .00 | .00 |
| FO1 LI | P | 5.93 | 5.89 | 5.45 | 5.64 | 5.93 | 6.18 |
| | T | .00 | .00 | .00 | .00 | .00 | .64 |
| FO1 ME | P | 5.14 | 5.11 | 5.01 | 4.87 | 4.85 | 5.13 |
| | T | .00 | .00 | .00 | .00 | .00 | .32 |
| FO3 HE | P | 4.95 | 4.95 | 4.83 | 4.66 | 4.59 | 4.65 |
| | T | .00 | .00 | .00 | .00 | .00 | .43 |
| FO6 EH | P | 4.63 | 4.60 | 4.53 | 4.40 | 4.15 | 4.17 |
| | T | .00 | .00 | .00 | .00 | .00 | .30 |
| GOI | P | 7.54 | 7.50 | 7.34 | 7.74 | 7.99 | 8.37 |
| | T | .00 | .00 | .00 | .00 | .00 | 1.64 |
| KEO | P | 11.19 | 11.11 | 10.72 | 10.79 | 11.34 | 11.81 |
| | T | .00 | .00 | .00 | .00 | .00 | 3.02 |
| KEO VA | P | .00 | .00 | .00 | .00 | .00 | 11.39 |
| | T | .00 | .00 | .00 | .00 | .00 | 1.99 |
| PMG | P | 20.98 | 20.87 | 21.14 | 21.60 | 23.30 | 24.28 |
| | T | .00 | .00 | .00 | .00 | .00 | 15.68 |
| RMG | P | 19.70 | 19.60 | 19.86 | 20.32 | 22.02 | 23.00 |
| | T | .00 | .00 | .00 | .00 | .00 | 15.60 |

| PRODUCT | | 68 | 69 | 70 | 71 | 72 | 73 |
|---------|---|-------|-------|-------|-------|-------|-------|
| DOI AG | P | 11.20 | 10.83 | 11.03 | 11.06 | 12.11 | 14.87 |
| | T | 4.20 | 4.21 | 4.66 | 4.93 | 5.42 | 6.17 |
| DOI LI | P | .00 | .00 | .00 | .00 | .00 | .00 |
| | T | .00 | .00 | .00 | .00 | .00 | .00 |
| FO1 LI | P | 6.44 | 6.03 | 6.55 | 6.99 | 8.06 | 9.66 |
| | T | .64 | .66 | .95 | 1.04 | .92 | 1.12 |
| FO1 ME | P | 4.96 | 4.60 | 5.38 | 7.59 | 10.23 | 8.39 |
| | T | .46 | .43 | .67 | .98 | 1.20 | 1.21 |
| FO3 HE | P | 4.55 | 4.17 | 5.11 | 6.25 | 6.67 | 7.71 |
| | T | .44 | .42 | .64 | .87 | .99 | 1.13 |
| FO6 EH | P | 3.96 | 3.55 | 4.63 | 5.92 | 6.29 | 7.28 |
| | T | .30 | .46 | .60 | .84 | .95 | 1.09 |
| GOI | P | 8.65 | 8.29 | 8.42 | 8.63 | 9.53 | 11.50 |
| | T | 2.05 | 1.67 | 2.03 | 2.06 | 2.19 | 2.47 |
| KEO | P | 12.36 | 11.81 | 12.01 | 12.51 | 13.81 | 16.09 |
| | T | 3.03 | 3.02 | 3.61 | 3.68 | 3.95 | 4.36 |
| KEO VA | P | 12.04 | 11.40 | 11.58 | 11.51 | 12.62 | 15.49 |
| | T | 2.01 | 2.03 | 2.49 | 2.68 | 2.94 | 3.50 |
| PMG | P | 24.58 | 24.49 | 24.83 | 24.69 | 27.04 | 32.97 |
| | T | 16.78 | 16.69 | 17.80 | 18.66 | 20.48 | 23.56 |
| RMG | P | 23.30 | 23.22 | 23.57 | 23.37 | 25.60 | 31.30 |
| | T | 16.66 | 16.58 | 17.65 | 18.49 | 20.34 | 23.40 |

II.LUXEMB.: PETROLEUM PRODUCTS PRICES AND TAXES - WHOLESALE QUOTATIONS

US DOLLAR PER BARREL

| PRODUCT | | 74 | 75 | 76 | 77 | 78 | 79 |
|---------|---|-------|-------|-------|-------|-------|-------|
| DOI AG | P | .00 | .00 | .00 | .00 | .00 | .00 |
| | T | .00 | .00 | .00 | .00 | .00 | .00 |
| DOI LI | P | .00 | 19.28 | 20.60 | 23.03 | 25.16 | 37.06 |
| | T | .00 | 2.00 | 2.01 | 2.79 | 3.48 | 4.21 |
| FO1 LI | P | .00 | .00 | .00 | .00 | .00 | .00 |
| | T | .00 | .00 | .00 | .00 | .00 | .00 |
| FO1 ME | P | 14.66 | 16.03 | 16.19 | 18.15 | 19.63 | 25.26 |
| | T | 1.51 | 1.62 | 1.59 | 1.74 | 1.42 | 1.69 |
| FO3 HE | P | 12.71 | 14.66 | 14.52 | 16.24 | 17.43 | 20.61 |
| | T | 1.37 | 1.51 | 1.46 | 1.60 | 1.33 | 1.49 |
| FO6 EH | P | 12.10 | 13.32 | 13.41 | 14.95 | 16.13 | 17.49 |
| | T | 1.32 | 1.42 | 1.38 | 1.51 | 1.27 | 1.35 |
| GOI | P | 16.37 | 20.49 | 21.62 | 23.92 | 26.17 | 37.34 |
| | T | 2.35 | 2.63 | 2.60 | 3.03 | 3.53 | 4.22 |
| KEO | P | 21.38 | 23.75 | 23.27 | 25.69 | 28.34 | 40.04 |
| | T | 3.61 | 3.87 | 3.70 | 3.49 | 3.63 | 4.35 |
| KEO VA | P | 21.66 | 24.51 | 23.55 | 25.69 | 28.34 | 40.04 |
| | T | 3.63 | 3.90 | 3.72 | 3.49 | 3.63 | 4.35 |
| PMG | P | 42.85 | 47.18 | 48.91 | 50.67 | 58.74 | 70.82 |
| | T | 26.26 | 27.91 | 26.65 | 27.33 | 30.59 | 34.03 |
| RMG | P | 41.16 | 45.11 | 46.32 | 48.87 | 56.97 | 68.88 |
| | T | 26.10 | 27.72 | 26.44 | 26.54 | 30.51 | 33.93 |

| PRODUCT | | 80 | 81 | 82 |
|---------|---|-------|-------|-------|
| DOI AG | P | .00 | .00 | .00 |
| | T | .00 | .00 | .00 |
| DOI LI | P | 50.60 | 49.15 | 46.50 |
| | T | 4.86 | 4.27 | 2.21 |
| FO1 LI | P | .00 | .00 | .00 |
| | T | .00 | .00 | .00 |
| FO1 ME | P | 38.93 | 40.40 | 36.95 |
| | T | 2.37 | 2.31 | 2.07 |
| FO3 HE | P | 33.55 | 36.62 | 32.31 |
| | T | 2.13 | 2.14 | 1.86 |
| FO6 EH | P | 30.06 | 33.88 | 28.85 |
| | T | 1.98 | 2.02 | 1.71 |
| GOI | P | 51.92 | 50.23 | 46.91 |
| | T | 4.92 | 4.33 | 2.23 |
| KEO | P | 53.70 | 51.26 | 49.53 |
| | T | 5.01 | 4.37 | 3.93 |
| KEO VA | P | 54.57 | 51.54 | 49.53 |
| | T | 5.05 | 4.39 | 3.93 |
| PMG | P | 94.61 | 86.23 | 81.93 |
| | T | 35.27 | 28.39 | 37.01 |
| RMG | P | 92.12 | 82.82 | 78.95 |
| | T | 35.15 | 28.23 | 36.74 |

NOTE: 0 INDICATES MISSING OBSERVATIONS

LUXEMB.: AVERAGE RETAIL PRICES AND TAXES FOR MAIN GROUPS OF PRODUCTS

US DOLLAR PER BARREL

A. PRICE

| YEAR | GASOLINE | KEROSENE | DISTILLATE | RESIDUAL |
|------|----------|----------|------------|----------|
| 60 | .00 | .00 | .00 | .00 |
| 61 | .00 | .00 | .00 | .00 |
| 62 | 21.78 | 11.19 | 7.54 | 5.16 |
| 63 | 21.67 | 11.11 | 7.50 | 5.14 |
| 64 | 22.05 | 10.72 | 7.34 | 4.95 |
| 65 | 22.81 | 10.79 | 7.74 | 4.89 |
| 66 | 24.58 | 11.34 | 7.99 | 4.88 |
| 67 | 25.59 | 11.60 | 10.17 | 5.03 |
| 68 | 25.90 | 12.20 | 10.51 | 4.98 |
| 69 | 25.81 | 11.61 | 10.15 | 4.59 |
| 70 | 25.90 | 11.80 | 10.29 | 5.42 |
| 71 | 27.19 | 12.01 | 10.78 | 6.69 |
| 72 | 29.76 | 13.21 | 11.74 | 7.81 |
| 73 | 36.24 | 15.79 | 13.89 | 8.26 |
| 74 | 45.67 | 21.52 | 19.98 | 13.16 |
| 75 | 49.79 | 24.13 | 22.40 | 14.67 |
| 76 | 51.20 | 23.41 | 23.49 | 14.70 |
| 77 | 53.98 | 25.69 | 25.97 | 16.45 |
| 78 | 62.64 | 28.34 | 29.02 | 17.73 |
| 79 | 75.95 | 40.04 | 40.79 | 21.12 |
| 80 | 98.87 | 54.14 | 55.79 | 34.18 |
| 81 | 89.06 | 51.40 | 53.26 | 36.97 |
| 82 | 86.44 | 49.53 | 51.99 | 32.70 |

B. TAX

| YEAR | GASOLINE | KEROSENE | DISTILLATE | RESIDUAL |
|------|----------|----------|------------|----------|
| 60 | .00 | .00 | .00 | .00 |
| 61 | .00 | .00 | .00 | .00 |
| 62 | .00 | .00 | .00 | .00 |
| 63 | .00 | .00 | .00 | .00 |
| 64 | .00 | .00 | .00 | .00 |
| 65 | .00 | .00 | .00 | .00 |
| 66 | .00 | .00 | .00 | .00 |
| 67 | 15.64 | 2.50 | 2.82 | .42 |
| 68 | 16.72 | 2.52 | 3.13 | .46 |
| 69 | 16.63 | 2.52 | 2.94 | .49 |
| 70 | 17.79 | 3.05 | 3.37 | .72 |
| 71 | 18.72 | 3.18 | 3.54 | .93 |
| 72 | 20.58 | 3.45 | 3.85 | 1.02 |
| 73 | 23.67 | 3.93 | 4.35 | 1.14 |
| 74 | 26.36 | 3.62 | 4.65 | 1.40 |
| 75 | 27.99 | 3.88 | 4.08 | 1.52 |
| 76 | 26.71 | 3.71 | 3.98 | 1.48 |
| 77 | 27.13 | 3.49 | 4.29 | 1.62 |
| 78 | 30.78 | 3.63 | 5.07 | 1.34 |
| 79 | 34.27 | 4.35 | 6.19 | 1.51 |
| 80 | 35.47 | 5.03 | 6.92 | 2.16 |
| 81 | 28.53 | 4.38 | 5.90 | 2.16 |
| 82 | 37.43 | 3.93 | 6.64 | 1.88 |

FINAL ANALYSIS FOR: LUXEMB.

US DOLLAR PER BARREL

| YEAR | R E T A I L | | W H O L E S A L E | |
|------|-------------|-------|-------------------|-------|
| | PRICE | TAX | PRICE | TAX |
| 62 | 9.59 | .00 | 9.28 | .00 |
| 63 | 9.00 | .00 | 8.76 | .00 |
| 64 | 8.58 | .00 | 8.34 | .00 |
| 65 | 8.80 | .00 | 8.52 | .00 |
| 66 | 8.97 | .00 | 8.70 | .00 |
| 67 | 9.72 | 3.31 | 9.25 | 3.31 |
| 68 | 9.93 | 3.60 | 9.45 | 3.60 |
| 69 | 9.37 | 3.39 | 8.91 | 3.39 |
| 70 | 9.89 | 3.82 | 9.46 | 3.80 |
| 71 | 10.93 | 4.20 | 10.18 | 4.16 |
| 72 | 12.22 | 4.63 | 11.43 | 4.59 |
| 73 | 14.98 | 5.83 | 14.08 | 5.79 |
| 74 | 20.94 | 6.42 | 20.41 | 6.40 |
| 75 | 23.67 | 6.77 | 23.10 | 6.75 |
| 76 | 24.99 | 7.01 | 24.36 | 6.98 |
| 77 | 28.01 | 7.78 | 27.18 | 7.74 |
| 78 | 32.51 | 9.24 | 31.50 | 9.19 |
| 79 | 45.33 | 12.25 | 43.76 | 12.17 |
| 80 | 66.55 | 15.10 | 64.84 | 15.02 |
| 81 | 64.33 | 13.48 | 62.73 | 13.41 |
| 82 | 62.27 | 16.95 | 60.15 | 16.75 |

CALCULATION OF EX TAX PRICES AND DEALER MARGIN

| YEAR | RETAIL | WHOLESALE | DEALER |
|------|--------|-----------|--------|
| 62 | .00 | .00 | .31 |
| 63 | .00 | .00 | .24 |
| 64 | .00 | .00 | .24 |
| 65 | .00 | .00 | .28 |
| 66 | .00 | .00 | .27 |
| 67 | 6.41 | 5.94 | .47 |
| 68 | 6.33 | 5.85 | .48 |
| 69 | 5.98 | 5.52 | .46 |
| 70 | 6.07 | 5.66 | .41 |
| 71 | 6.74 | 6.02 | .72 |
| 72 | 7.60 | 6.84 | .76 |
| 73 | 9.15 | 8.29 | .86 |
| 74 | 14.52 | 14.01 | .50 |
| 75 | 16.89 | 16.35 | .54 |
| 76 | 17.98 | 17.38 | .60 |
| 77 | 20.23 | 19.44 | .79 |
| 78 | 23.26 | 22.30 | .96 |
| 79 | 33.08 | 31.59 | 1.49 |
| 80 | 51.45 | 49.82 | 1.63 |
| 81 | 50.85 | 49.32 | 1.53 |
| 82 | 45.33 | 43.40 | 1.93 |

NOTE:0 INDICATES LACK OF DATA

I. NORWAY: PETROLEUM PRODUCTS PRICES AND TAXES - RETAIL QUOTATIONS

US DOLLAR PER BARREL

| PRODUCT | | 81 | 82 |
|---------|---|--------|--------|
| DOI AG | P | 67.91 | 65.16 |
| | T | .00 | .00 |
| DOI MA | P | 63.01 | 60.15 |
| | T | .00 | .00 |
| FO6 S1 | P | 37.09 | 35.67 |
| | T | .00 | .00 |
| FO6 S2 | P | 35.79 | 31.15 |
| | T | .00 | .00 |
| GOI | P | 63.01 | 60.36 |
| | T | .00 | .00 |
| PMG 98 | P | 122.05 | 114.24 |
| | T | .00 | .00 |
| RMG 93 | P | 119.83 | 112.15 |
| | T | .00 | .00 |

NOTE: 0 INDICATES MISSING OBSERVATIONS

II. NORWAY: PETROLEUM PRODUCTS PRICES AND TAXES - WHOLESALE QUOTATIONS

US DOLLAR PER BARREL

| PRODUCT | | 81 | 82 |
|---------|---|--------|--------|
| DOI H1 | P | 61.40 | 59.20 |
| | T | .00 | .00 |
| DOI H2 | P | 61.31 | 59.16 |
| | T | .00 | .00 |
| KEO | P | 65.28 | 65.37 |
| | T | .00 | .00 |
| PMG 98 | P | 120.66 | 112.52 |
| | T | .00 | .00 |
| RMG 93 | P | 118.44 | 110.43 |
| | T | .00 | .00 |

NOTE: 0 INDICATES MISSING OBSERVATIONS

NORWAY: AVERAGE RETAIL PRICES AND TAXES FOR MAIN GROUPS OF PRODUCTS
US DOLLAR PER BARREL

A. PRICE

| YEAR | GASOLINE | KEROSENE | DISTILLATE | RESIDUAL |
|------|----------|----------|------------|----------|
| 60 | .00 | .00 | .00 | .00 |
| 61 | .00 | .00 | .00 | .00 |
| 62 | .00 | .00 | .00 | .00 |
| 63 | .00 | .00 | .00 | .00 |
| 64 | .00 | .00 | .00 | .00 |
| 65 | .00 | .00 | .00 | .00 |
| 66 | .00 | .00 | .00 | .00 |
| 67 | .00 | .00 | .00 | .00 |
| 68 | .00 | .00 | .00 | .00 |
| 69 | .00 | .00 | .00 | .00 |
| 70 | .00 | .00 | .00 | .00 |
| 71 | .00 | .00 | .00 | .00 |
| 72 | .00 | .00 | .00 | .00 |
| 73 | .00 | .00 | .00 | .00 |
| 74 | .00 | .00 | .00 | .00 |
| 75 | .00 | .00 | .00 | .00 |
| 76 | .00 | .00 | .00 | .00 |
| 77 | .00 | .00 | .00 | .00 |
| 78 | .00 | .00 | .00 | .00 |
| 79 | .00 | .00 | .00 | .00 |
| 80 | .00 | .00 | .00 | .00 |
| 81 | 120.94 | 65.28 | 63.33 | 36.44 |
| 82 | 113.20 | 65.37 | 60.81 | 33.41 |

B. TAX

| YEAR | GASOLINE | KEROSENE | DISTILLATE | RESIDUAL |
|------|----------|----------|------------|----------|
| 60 | .00 | .00 | .00 | .00 |
| 61 | .00 | .00 | .00 | .00 |
| 62 | .00 | .00 | .00 | .00 |
| 63 | .00 | .00 | .00 | .00 |
| 64 | .00 | .00 | .00 | .00 |
| 65 | .00 | .00 | .00 | .00 |
| 66 | .00 | .00 | .00 | .00 |
| 67 | .00 | .00 | .00 | .00 |
| 68 | .00 | .00 | .00 | .00 |
| 69 | .00 | .00 | .00 | .00 |
| 70 | .00 | .00 | .00 | .00 |
| 71 | .00 | .00 | .00 | .00 |
| 72 | .00 | .00 | .00 | .00 |
| 73 | .00 | .00 | .00 | .00 |
| 74 | .00 | .00 | .00 | .00 |
| 75 | .00 | .00 | .00 | .00 |
| 76 | .00 | .00 | .00 | .00 |
| 77 | .00 | .00 | .00 | .00 |
| 78 | .00 | .00 | .00 | .00 |
| 79 | .00 | .00 | .00 | .00 |
| 80 | .00 | .00 | .00 | .00 |
| 81 | .00 | .00 | .00 | .00 |
| 82 | .00 | .00 | .00 | .00 |

FINAL ANALYSIS FOR: NORWAY

US DOLLAR PER BARREL

| | R E T A I L | | W H O L E S A L E | |
|------|-------------|-----|-------------------|-----|
| YEAR | PRICE | TAX | PRICE | TAX |
| 81 | 73.23 | .00 | 72.88 | .00 |
| 82 | 69.52 | .00 | 69.08 | .00 |

CALCULATION OF EX TAX PRICES AND DEALER MARGIN

| YEAR | RETAIL | WHOLESALE | DEALER |
|------|--------|-----------|--------|
| 81 | .00 | .00 | .35 |
| 82 | .00 | .00 | .44 |

NOTE:0 INDICATES LACK OF DATA

I. PORTUGAL: PETROLEUM PRODUCTS PRICES AND TAXES - RETAIL QUOTATIONS

US DOLLAR PER BARREL

| PRODUCT | | 70 | 71 | 72 | 73 | 74 | 75 |
|---------|---|-------|-------|-------|-------|-------|-------|
| FO5 HS | P | .00 | .00 | .00 | .00 | .00 | .00 |
| | T | .00 | .00 | .00 | .00 | .00 | .00 |
| FO5 LS | P | .00 | .00 | .00 | .00 | .00 | .00 |
| | T | .00 | .00 | .00 | .00 | .00 | .00 |
| FO6 C | P | 3.69 | 3.69 | 3.70 | 3.89 | 4.63 | 6.75 |
| | T | 1.23 | 1.19 | 1.23 | 1.41 | 3.23 | 5.49 |
| GOI | P | .00 | .00 | .00 | .00 | .00 | .00 |
| | T | .00 | .00 | .00 | .00 | .00 | .00 |
| KEO | P | .00 | .00 | .00 | .00 | .00 | 18.23 |
| | T | .00 | .00 | .00 | .00 | .00 | 5.96 |
| KEO MO | P | .00 | .00 | .00 | .00 | .00 | .00 |
| | T | .00 | .00 | .00 | .00 | .00 | .00 |
| PMG | P | 36.05 | 36.85 | 38.88 | 41.25 | 50.95 | 73.47 |
| | T | 26.62 | 26.92 | 27.91 | 29.46 | 36.00 | 51.08 |
| RMG | P | 31.04 | 31.56 | 33.05 | 35.06 | 43.71 | 63.97 |
| | T | 21.44 | 21.98 | 23.24 | 24.67 | 30.28 | 43.63 |

| PRODUCT | | 76 | 77 | 78 | 79 | 80 | 81 |
|---------|---|-------|-------|-------|-------|--------|--------|
| FO5 HS | P | .00 | .00 | .00 | .00 | .00 | 28.00 |
| | T | .00 | .00 | .00 | .00 | .00 | .00 |
| FO5 LS | P | .00 | .00 | .00 | .00 | .00 | 25.45 |
| | T | .00 | .00 | .00 | .00 | .00 | .00 |
| FO6 C | P | 8.06 | 8.41 | 9.35 | 11.11 | 12.17 | .00 |
| | T | 3.58 | 3.40 | 4.26 | 3.86 | 4.51 | .00 |
| GOI | P | 25.78 | 25.05 | 24.10 | 27.91 | 48.81 | 57.91 |
| | T | 8.79 | 7.39 | 4.06 | 5.74 | 10.49 | 9.86 |
| KEO | P | 18.24 | 17.68 | 18.78 | 23.56 | 28.88 | 51.87 |
| | T | 5.25 | 6.09 | 7.34 | 5.39 | .00 | .00 |
| KEO MO | P | .00 | .00 | .00 | .00 | .00 | 62.52 |
| | T | .00 | .00 | .00 | .00 | .00 | .00 |
| PMG | P | 77.91 | 78.94 | 83.92 | 91.55 | 130.36 | 131.89 |
| | T | 55.01 | 55.94 | 56.63 | 61.31 | 83.02 | 72.89 |
| RMG | P | 67.70 | 67.65 | 73.00 | 81.69 | 118.46 | 121.52 |
| | T | 47.15 | 46.93 | 50.04 | 56.53 | 80.76 | 72.63 |

I. PORTUGAL: PETROLEUM PRODUCTS PRICES AND TAXES - RETAIL QUOTATIONS

US DOLLAR PER BARREL

| PRODUCT | | 82 |
|---------|---|--------|
| FO5 HS | P | 28.82 |
| | T | .00 |
| FO5 LS | P | 30.84 |
| | T | .00 |
| FO6 C | P | .00 |
| | T | .00 |
| GOI | P | 61.31 |
| | T | 7.70 |
| KEO | P | 59.66 |
| | T | .00 |
| KEO MO | P | 60.15 |
| | T | .00 |
| PMG | P | 121.91 |
| | T | 56.93 |
| RMG | P | 113.80 |
| | T | 56.72 |

NOTE: 0 INDICATES MISSING OBSERVATIONS

PORTUGAL: AVERAGE RETAIL PRICES AND TAXES FOR MAIN GROUPS OF PRODUCTS

US DOLLAR PER BARREL

A. PRICE

| YEAR | GASOLINE | KEROSENE | DISTILLATE | RESIDUAL |
|------|----------|----------|------------|----------|
| 60 | .00 | .00 | .00 | .00 |
| 61 | .00 | .00 | .00 | .00 |
| 62 | .00 | .00 | .00 | .00 |
| 63 | .00 | .00 | .00 | .00 |
| 64 | .00 | .00 | .00 | .00 |
| 65 | .00 | .00 | .00 | .00 |
| 66 | .00 | .00 | .00 | .00 |
| 67 | .00 | .00 | .00 | .00 |
| 68 | .00 | .00 | .00 | .00 |
| 69 | .00 | .00 | .00 | .00 |
| 70 | 33.55 | .00 | .00 | 3.69 |
| 71 | 34.21 | .00 | .00 | 3.69 |
| 72 | 35.97 | .00 | .00 | 3.70 |
| 73 | 38.15 | .00 | .00 | 3.89 |
| 74 | 47.33 | .00 | .00 | 4.63 |
| 75 | 68.72 | 18.23 | .00 | 6.75 |
| 76 | 72.81 | 18.24 | 25.78 | 8.06 |
| 77 | 73.29 | 17.68 | 25.05 | 8.41 |
| 78 | 78.46 | 18.78 | 24.10 | 9.35 |
| 79 | 86.62 | 23.56 | 27.91 | 11.11 |
| 80 | 124.41 | 28.88 | 48.81 | 12.17 |
| 81 | 126.70 | 57.20 | 57.91 | 26.72 |
| 82 | 117.85 | 59.91 | 61.31 | 29.83 |

B. TAX

| YEAR | GASOLINE | KEROSENE | DISTILLATE | RESIDUAL |
|------|----------|----------|------------|----------|
| 60 | .00 | .00 | .00 | .00 |
| 61 | .00 | .00 | .00 | .00 |
| 62 | .00 | .00 | .00 | .00 |
| 63 | .00 | .00 | .00 | .00 |
| 64 | .00 | .00 | .00 | .00 |
| 65 | .00 | .00 | .00 | .00 |
| 66 | .00 | .00 | .00 | .00 |
| 67 | .00 | .00 | .00 | .00 |
| 68 | .00 | .00 | .00 | .00 |
| 69 | .00 | .00 | .00 | .00 |
| 70 | 24.03 | .00 | .00 | 1.23 |
| 71 | 24.45 | .00 | .00 | 1.19 |
| 72 | 25.57 | .00 | .00 | 1.23 |
| 73 | 27.06 | .00 | .00 | 1.41 |
| 74 | 33.14 | .00 | .00 | 3.23 |
| 75 | 47.35 | 5.96 | .00 | 5.49 |
| 76 | 51.08 | 5.25 | 8.79 | 3.58 |
| 77 | 51.44 | 6.09 | 7.39 | 3.40 |
| 78 | 53.34 | 7.34 | 4.06 | 4.26 |
| 79 | 58.92 | 5.39 | 5.74 | 3.86 |
| 80 | 81.89 | .00 | 10.49 | 4.51 |
| 81 | 72.76 | .00 | 9.86 | .00 |
| 82 | 56.83 | .00 | 7.70 | .00 |

FINAL ANALYSIS FOR: PORTUGAL

US DOLLAR PER BARREL

| YEAR | R E T A I L | | W H O L E S A L E | |
|------|-------------|-------|-------------------|-----|
| | PRICE | TAX | PRICE | TAX |
| 76 | 23.22 | 12.26 | | |
| 77 | 23.17 | 11.84 | | |
| 78 | 24.09 | 11.56 | | |
| 79 | 26.75 | 11.77 | | |
| 80 | 37.29 | 16.63 | | |
| 81 | 49.51 | 12.38 | | |
| 82 | 51.22 | 9.67 | | |

CALCULATION OF EX TAX PRICES AND DEALER MARGIN

| YEAR | RETAIL | WHOLESALE | DEALER |
|------|--------|-----------|--------|
| 76 | 10.96 | | |
| 77 | 11.33 | | |
| 78 | 12.53 | | |
| 79 | 14.98 | | |
| 80 | 20.67 | | |
| 81 | 37.13 | | |
| 82 | 41.55 | | |

NOTE:0 INDICATES LACK OF DATA

I. SPAIN: PETROLEUM PRODUCTS PRICES AND TAXES - RETAIL QUOTATIONS

US DOLLAR PER BARREL

| PRODUCT | | 70 | 71 | 72 | 73 | 74 | 75 |
|---------|---|-------|-------|-------|-------|-------|-------|
| DOI AG | P | 14.76 | 14.88 | 17.32 | 19.05 | 20.39 | 29.11 |
| | T | .00 | .00 | .00 | .00 | .00 | .00 |
| GOI HE | P | .00 | .00 | .00 | .00 | .00 | .00 |
| | T | .00 | .00 | .00 | .00 | .00 | .00 |
| KEO | P | 9.24 | 9.64 | 10.73 | 12.72 | 18.97 | 26.14 |
| | T | 2.94 | 2.95 | 3.18 | 3.65 | 3.83 | 3.72 |
| KEO TV | P | .00 | .00 | .00 | .00 | .00 | .00 |
| | T | .00 | .00 | .00 | .00 | .00 | .00 |
| PMG 98 | P | 24.78 | 26.48 | 30.41 | 36.48 | 48.83 | 56.91 |
| | T | 14.28 | 14.34 | 15.21 | 17.04 | 17.69 | 16.61 |
| RMG 90 | P | 22.26 | 23.07 | 25.50 | 29.81 | 39.76 | 48.43 |
| | T | 13.02 | 13.08 | 13.91 | 15.70 | 16.37 | 16.47 |
| RMG 96 | P | .00 | .00 | .00 | .00 | .00 | .00 |
| | T | .00 | .00 | .00 | .00 | .00 | .00 |

| PRODUCT | | 76 | 77 | 78 | 79 | 80 | 81 |
|---------|---|-------|-------|-------|-------|--------|--------|
| DOI AG | P | 33.27 | 29.24 | 34.54 | 44.00 | 56.42 | 71.23 |
| | T | .00 | .00 | 3.92 | 6.72 | 6.17 | 12.33 |
| GOI HE | P | .00 | .00 | .00 | .00 | .00 | 52.72 |
| | T | .00 | .00 | .00 | .00 | .00 | .00 |
| KEO | P | 25.74 | 27.51 | 31.32 | 44.24 | 49.70 | 53.58 |
| | T | 3.21 | 2.77 | 2.68 | 3.36 | 3.82 | 3.50 |
| KEO TV | P | .00 | .00 | .00 | .00 | .00 | 73.46 |
| | T | .00 | .00 | .00 | .00 | .00 | .00 |
| PMG 98 | P | 53.60 | 63.80 | 75.31 | 97.25 | 120.08 | 122.46 |
| | T | 14.15 | 14.43 | 16.41 | 19.70 | 18.39 | 30.96 |
| RMG 90 | P | 45.10 | 50.51 | 60.55 | 83.01 | 103.51 | 108.64 |
| | T | 14.31 | 13.08 | 15.44 | 19.70 | 18.39 | 30.50 |
| RMG 96 | P | .00 | .00 | .00 | .00 | .00 | 119.01 |
| | T | .00 | .00 | .00 | .00 | .00 | .00 |

| PRODUCT | | 82 |
|---------|---|--------|
| DOI AG | P | 63.24 |
| | T | 12.50 |
| GOI HE | P | 45.86 |
| | T | .00 |
| KEO | P | 46.96 |
| | T | 2.94 |
| KEO TV | P | 63.67 |
| | T | .00 |
| PMG 98 | P | 107.42 |
| | T | 32.22 |
| RMG 90 | P | 95.63 |
| | T | 31.50 |
| RMG 96 | P | 104.43 |
| | T | .00 |

NOTE: 0 INDICATES MISSING OBSERVATIONS

II.SPAIN: PETROLEUM PRODUCTS PRICES AND TAXES - WHOLESALE QUOTATIONS

US DOLLAR PER BARREL

| PRODUCT | | 70 | 71 | 72 | 73 | 74 | 75 |
|---------|---|------|------|------|------|------|------|
| AVG | P | .00 | .00 | .00 | .00 | .00 | .00 |
| | T | .00 | .00 | .00 | .00 | .00 | .00 |
| AVG A | P | .00 | .00 | .00 | .00 | .00 | .00 |
| | T | .00 | .00 | .00 | .00 | .00 | .00 |
| FO1 | P | .00 | .00 | .00 | .00 | .00 | .00 |
| | T | .00 | .00 | .00 | .00 | .00 | .00 |
| FO1 LS | P | .00 | .00 | .00 | .00 | .00 | .00 |
| | T | .00 | .00 | .00 | .00 | .00 | .00 |
| FO2 | P | .00 | .00 | .00 | .00 | .00 | .00 |
| | T | .00 | .00 | .00 | .00 | .00 | .00 |
| FO6 C | P | 3.02 | 2.41 | 2.53 | 4.25 | 6.16 | 9.57 |
| | T | .08 | .09 | .10 | .08 | .00 | .00 |
| GOI IN | P | .00 | .00 | .00 | .00 | .00 | .00 |
| | T | .00 | .00 | .00 | .00 | .00 | .00 |
| KEO A | P | .00 | .00 | .00 | .00 | .00 | .00 |
| | T | .00 | .00 | .00 | .00 | .00 | .00 |

| PRODUCT | | 76 | 77 | 78 | 79 | 80 | 81 |
|---------|---|-------|-------|-------|-------|-------|-------|
| AVG | P | .00 | .00 | .00 | .00 | .00 | 98.52 |
| | T | .00 | .00 | .00 | .00 | .00 | .00 |
| AVG A | P | .00 | .00 | .00 | .00 | .00 | 86.42 |
| | T | .00 | .00 | .00 | .00 | .00 | .00 |
| FO1 | P | .00 | .00 | .00 | .00 | .00 | 30.71 |
| | T | .00 | .00 | .00 | .00 | .00 | .00 |
| FO1 LS | P | .00 | .00 | .00 | .00 | .00 | 34.77 |
| | T | .00 | .00 | .00 | .00 | .00 | .00 |
| FO2 | P | .00 | .00 | .00 | .00 | .00 | 31.56 |
| | T | .00 | .00 | .00 | .00 | .00 | .00 |
| FO6 C | P | 10.31 | 10.51 | 11.53 | 20.11 | 26.77 | .00 |
| | T | 1.07 | .00 | .00 | .00 | .00 | .00 |
| GOI IN | P | .00 | .00 | .00 | .00 | .00 | 50.13 |
| | T | .00 | .00 | .00 | .00 | .00 | .00 |
| KEO A | P | .00 | .00 | .00 | .00 | .00 | 50.13 |
| | T | .00 | .00 | .00 | .00 | .00 | .00 |

II. SPAIN: PETROLEUM PRODUCTS PRICES AND TAXES - WHOLESALE QUOTATIONS

US DOLLAR PER BARREL

| PRODUCT | | 82 |
|---------|---|-------|
| AVG | P | 86.23 |
| | T | .00 |
| AVG A | P | 76.06 |
| | T | .00 |
| FO1 | P | 27.13 |
| | T | .00 |
| FO1 LS | P | 30.53 |
| | T | .00 |
| FO2 | P | 27.83 |
| | T | .00 |
| FO6 C | P | .00 |
| | T | .00 |
| GOI IN | P | 44.39 |
| | T | .00 |
| KEO A | P | 44.05 |
| | T | .00 |

NOTE: 0 INDICATES MISSING OBSERVATIONS

SPAIN: AVERAGE RETAIL PRICES AND TAXES FOR MAIN GROUPS OF PRODUCTS

US DOLLAR PER BARREL

A. PRICE

| YEAR | GASOLINE | KEROSENE | DISTILLATE | RESIDUAL |
|------|----------|----------|------------|----------|
| 60 | .00 | .00 | .00 | .00 |
| 61 | .00 | .00 | .00 | .00 |
| 62 | .00 | .00 | .00 | .00 |
| 63 | .00 | .00 | .00 | .00 |
| 64 | .00 | .00 | .00 | .00 |
| 65 | .00 | .00 | .00 | .00 |
| 66 | .00 | .00 | .00 | .00 |
| 67 | .00 | .00 | .00 | .00 |
| 68 | .00 | .00 | .00 | .00 |
| 69 | .00 | .00 | .00 | .00 |
| 70 | 23.52 | 9.24 | 14.76 | 3.02 |
| 71 | 24.78 | 9.64 | 14.88 | 2.41 |
| 72 | 27.96 | 10.73 | 17.32 | 2.53 |
| 73 | 33.15 | 12.72 | 19.05 | 4.25 |
| 74 | 44.29 | 18.97 | 20.39 | 6.16 |
| 75 | 52.67 | 26.14 | 29.11 | 9.57 |
| 76 | 49.35 | 25.74 | 33.27 | 10.31 |
| 77 | 57.15 | 27.51 | 29.24 | 10.51 |
| 78 | 67.93 | 31.32 | 34.54 | 11.53 |
| 79 | 90.13 | 44.24 | 44.00 | 20.11 |
| 80 | 111.80 | 49.70 | 56.42 | 26.77 |
| 81 | 115.55 | 59.06 | 71.23 | 32.35 |
| 82 | 101.52 | 51.56 | 63.24 | 28.50 |

B. TAX

| YEAR | GASOLINE | KEROSENE | DISTILLATE | RESIDUAL |
|------|----------|----------|------------|----------|
| 60 | .00 | .00 | .00 | .00 |
| 61 | .00 | .00 | .00 | .00 |
| 62 | .00 | .00 | .00 | .00 |
| 63 | .00 | .00 | .00 | .00 |
| 64 | .00 | .00 | .00 | .00 |
| 65 | .00 | .00 | .00 | .00 |
| 66 | .00 | .00 | .00 | .00 |
| 67 | .00 | .00 | .00 | .00 |
| 68 | .00 | .00 | .00 | .00 |
| 69 | .00 | .00 | .00 | .00 |
| 70 | 13.65 | 2.94 | .00 | .08 |
| 71 | 13.71 | 2.95 | .00 | .09 |
| 72 | 14.56 | 3.18 | .00 | .10 |
| 73 | 16.37 | 3.65 | .00 | .08 |
| 74 | 17.03 | 3.83 | .00 | .00 |
| 75 | 16.54 | 3.72 | .00 | .00 |
| 76 | 14.23 | 3.21 | .00 | 1.07 |
| 77 | 13.76 | 2.77 | .00 | .00 |
| 78 | 15.93 | 2.68 | 3.92 | .00 |
| 79 | 19.70 | 3.36 | 6.72 | .00 |
| 80 | 18.39 | 3.82 | 6.17 | .00 |
| 81 | 30.73 | 3.50 | 12.33 | .00 |
| 82 | 31.86 | 2.94 | 12.50 | .00 |

FINAL ANALYSIS FOR: SPAIN

US DOLLAR PER BARREL

| YEAR | R E T A I L | | W H O L E S A L E | |
|------|-------------|------|-------------------|-----|
| | PRICE | TAX | PRICE | TAX |
| 70 | 9.29 | .00 | | |
| 71 | 10.26 | .00 | | |
| 72 | 10.71 | .00 | | |
| 73 | 12.89 | .00 | | |
| 74 | 16.29 | .00 | | |
| 75 | 21.39 | .00 | | |
| 76 | 22.06 | .00 | | |
| 77 | 23.76 | .00 | | |
| 78 | 27.86 | 3.72 | | |
| 79 | 39.78 | 5.29 | | |
| 80 | 49.66 | 4.82 | | |
| 81 | 57.98 | 8.55 | | |
| 82 | 51.15 | 8.74 | | |

CALCULATION OF EX TAX PRICES AND DEALER MARGIN

| YEAR | RETAIL | WHOLESALE | DEALER |
|------|--------|-----------|--------|
| 78 | 24.13 | | |
| 79 | 34.48 | | |
| 80 | 44.84 | | |
| 81 | 49.43 | | |
| 82 | 42.40 | | |

NOTE:0 INDICATES LACK OF DATA

I. SWEDEN: PETROLEUM PRODUCTS PRICES AND TAXES - RETAIL QUOTATIONS

US DOLLAR PER BARREL

| PRODUCT | | 63 | 64 | 65 | 66 | 67 | 68 |
|---------|---|-------|-------|-------|-------|-------|-------|
| DOI DE | P | 18.60 | 18.81 | 18.93 | 19.37 | 20.24 | 20.30 |
| | T | 10.25 | 10.33 | 10.46 | 11.35 | 12.15 | 12.14 |
| KEO IL | P | .00 | 9.71 | 9.77 | 10.56 | 11.20 | 11.22 |
| | T | .00 | .00 | .00 | 1.54 | 1.54 | 1.54 |
| KEO TV | P | .00 | 9.40 | 9.46 | 10.25 | 11.65 | 13.20 |
| | T | .00 | .00 | .00 | 1.54 | 1.54 | 1.54 |
| PMG 97 | P | 25.12 | 24.98 | 24.62 | 26.03 | 27.48 | 27.72 |
| | T | 14.53 | 14.80 | 14.77 | 16.18 | 17.45 | 17.82 |
| PMG 99 | P | 24.55 | 24.67 | 24.96 | 26.66 | 28.09 | 28.47 |
| | T | 14.53 | 14.80 | 14.77 | 16.18 | 17.45 | 17.82 |
| RMG | P | 23.82 | 24.05 | 23.59 | 25.11 | 26.69 | 27.10 |
| | T | 14.53 | 14.80 | 14.77 | 16.18 | 17.45 | 17.82 |

| PRODUCT | | 69 | 70 | 71 | 72 | 73 | 74 |
|---------|---|-------|-------|-------|-------|-------|-------|
| DOI DE | P | 20.33 | 19.66 | 22.42 | 25.73 | 30.06 | 25.38 |
| | T | 12.14 | 12.10 | 12.68 | 15.87 | 17.33 | 7.43 |
| KEO IL | P | 11.56 | 14.50 | 15.92 | 17.04 | 27.80 | 37.00 |
| | T | 1.54 | 1.53 | 1.56 | 1.67 | 1.82 | 1.80 |
| KEO TV | P | 13.28 | 15.00 | 16.54 | 17.71 | 23.03 | 32.35 |
| | T | 1.54 | 1.53 | 1.56 | 1.67 | 1.82 | 1.80 |
| PMG 97 | P | 27.61 | 27.93 | 29.49 | 35.31 | 40.10 | 47.26 |
| | T | 17.82 | 17.76 | 18.56 | 22.72 | 25.53 | 26.93 |
| PMG 99 | P | 28.43 | 28.85 | 30.38 | 35.42 | 41.12 | 48.16 |
| | T | 17.82 | 17.76 | 18.56 | 22.72 | 25.53 | 26.93 |
| RMG | P | 26.84 | 26.40 | 28.02 | 33.98 | 39.28 | 45.99 |
| | T | 17.82 | 17.76 | 18.56 | 22.72 | 25.53 | 26.93 |

| PRODUCT | | 75 | 76 | 77 | 78 | 79 | 80 |
|---------|---|-------|-------|-------|-------|-------|--------|
| DOI DE | P | 22.40 | 23.33 | 34.91 | 32.76 | 37.10 | 56.28 |
| | T | 2.44 | 2.40 | 2.27 | 2.12 | 2.42 | 13.39 |
| KEO IL | P | 41.79 | 45.65 | 48.49 | 43.93 | .00 | .00 |
| | T | 1.92 | 1.83 | 1.78 | 1.76 | .00 | .00 |
| KEO TV | P | 37.49 | 35.06 | 42.38 | 45.15 | .00 | .00 |
| | T | 1.92 | 1.83 | 1.78 | 1.76 | .00 | .00 |
| PMG 97 | P | 53.53 | 56.58 | 58.82 | 66.98 | 82.53 | 111.43 |
| | T | 28.91 | 30.31 | 29.77 | 35.80 | 40.83 | 71.80 |
| PMG 99 | P | 54.29 | 57.31 | 59.53 | 67.68 | 83.27 | 112.19 |
| | T | 28.91 | 30.31 | 29.77 | 35.80 | 40.83 | 71.92 |
| RMG | P | 51.99 | 55.12 | 57.39 | 65.57 | 81.06 | 109.97 |
| | T | 28.91 | 30.31 | 29.77 | 35.80 | 40.83 | 71.57 |

I. SWÉDEN: PETROLEUM PRODUCTS PRICES AND TAXES - RETAIL QUOTATIONS

US DOLLAR PER BARREL

| PRODUCT | | 81 | 82 |
|---------|---|--------|--------|
| DOI DE | P | 56.90 | 57.07 |
| | T | 17.31 | 18.27 |
| KEO IL | P | .00 | .00 |
| | T | .00 | .00 |
| KEO TV | P | .00 | .00 |
| | T | .00 | .00 |
| PMG 97 | P | 110.78 | 100.04 |
| | T | 70.81 | 59.83 |
| PMG 99 | P | 111.49 | 100.84 |
| | T | 70.93 | 59.97 |
| RMG | P | 109.44 | 98.70 |
| | T | 70.58 | 59.60 |

NOTE: 0 INDICATES MISSING OBSERVATIONS

II. SWEDEN: PETROLEUM PRODUCTS PRICES AND TAXES - WHOLESALE QUOTATIONS

US DOLLAR PER BARREL

| PRODUCT | | 63 | 64 | 65 | 66 | 67 | 68 |
|---------|---|-------|-------|-------|-------|-------|-------|
| DOI DE | P | 16.75 | 16.96 | 17.00 | 17.30 | 17.97 | 17.93 |
| | T | 10.25 | 10.33 | 10.46 | 11.35 | 12.15 | 12.14 |
| DOI DH | P | 5.52 | 5.41 | 4.84 | 4.96 | 4.65 | 5.03 |
| | T | .77 | .85 | .92 | .92 | .89 | .88 |
| FO3 20 | P | .00 | .00 | .00 | .00 | 3.92 | 4.01 |
| | T | .00 | .00 | .00 | .00 | .62 | .60 |
| FO3 22 | P | 3.97 | 4.00 | 3.78 | 4.03 | 4.32 | .00 |
| | T | .49 | .58 | .65 | .65 | .62 | .00 |
| FO4 60 | P | .00 | .00 | .00 | .00 | .00 | .00 |
| | T | .00 | .00 | .00 | .00 | .00 | .00 |
| FO4 61 | P | 3.66 | 3.59 | 3.32 | 3.56 | 3.64 | 3.64 |
| | T | .49 | .58 | .65 | .65 | .62 | .60 |
| KEO | P | .00 | .00 | .00 | .00 | .00 | .00 |
| | T | .00 | .00 | .00 | .00 | .00 | .00 |
| KEO IL | P | .00 | 8.79 | 8.93 | 9.95 | 9.41 | 9.37 |
| | T | .00 | .00 | .00 | 1.54 | 1.54 | 1.54 |
| KEO TV | P | .00 | 8.48 | 8.62 | 9.06 | 9.23 | 9.37 |
| | T | .00 | .00 | .00 | 1.54 | 1.54 | 1.54 |
| PMG 97 | P | 22.44 | 22.36 | 21.92 | 22.45 | 23.97 | 24.49 |
| | T | 14.53 | 14.80 | 14.77 | 16.18 | 17.45 | 17.82 |
| PMG 99 | P | 21.93 | 22.05 | 22.56 | 23.09 | 24.59 | 25.25 |
| | T | 14.53 | 14.80 | 14.77 | 16.18 | 17.45 | 17.82 |
| RMG | P | 21.21 | 21.43 | 20.88 | 22.27 | 23.58 | 23.88 |
| | T | 14.53 | 14.80 | 14.77 | 16.18 | 17.45 | 17.82 |

| PRODUCT | | 69 | 70 | 71 | 72 | 73 | 74 |
|---------|---|-------|-------|-------|-------|-------|-------|
| DOI DE | P | 18.41 | 18.13 | 20.01 | 23.16 | 26.51 | 22.60 |
| | T | 12.14 | 12.10 | 12.68 | 15.87 | 17.33 | 7.43 |
| DOI DH | P | 5.05 | 4.93 | 5.72 | 6.78 | 9.21 | 16.50 |
| | T | .86 | .82 | .81 | .95 | 1.00 | 1.24 |
| FO3 20 | P | 4.13 | 3.82 | 4.64 | 5.38 | 6.92 | 12.21 |
| | T | .58 | .53 | .56 | .67 | .73 | .78 |
| FO3 22 | P | .00 | .00 | .00 | .00 | .00 | .00 |
| | T | .00 | .00 | .00 | .00 | .00 | .00 |
| FO4 60 | P | 3.69 | 3.51 | 4.33 | 5.08 | 6.47 | 11.30 |
| | T | .58 | .53 | .56 | .67 | .73 | .78 |
| FO4 61 | P | 3.69 | .00 | .00 | .00 | .00 | .00 |
| | T | .58 | .00 | .00 | .00 | .00 | .00 |
| KEO | P | .00 | .00 | .00 | .00 | .00 | .00 |
| | T | .00 | .00 | .00 | .00 | .00 | .00 |
| KEO IL | P | 9.52 | 10.81 | 11.70 | 12.53 | 17.52 | 27.81 |
| | T | 1.54 | 1.53 | 1.56 | 1.67 | 1.82 | 1.80 |
| KEO TV | P | 9.52 | 11.16 | 12.33 | 13.20 | 16.95 | 25.41 |
| | T | 1.54 | 1.53 | 1.56 | 1.67 | 1.82 | 1.80 |
| PMG 97 | P | 24.24 | 25.66 | 25.90 | 30.98 | 35.31 | 43.00 |
| | T | 17.82 | 17.76 | 18.56 | 22.72 | 25.53 | 26.93 |
| PMG 99 | P | 25.21 | 26.64 | 26.79 | 31.00 | 36.27 | 43.90 |
| | T | 17.82 | 17.76 | 18.56 | 22.72 | 25.53 | 26.93 |
| RMG | P | 23.52 | 24.19 | 24.43 | 29.65 | 34.44 | 41.74 |
| | T | 17.82 | 17.76 | 18.56 | 22.72 | 25.53 | 26.93 |

II. SWEDEN: PETROLEUM PRODUCTS PRICES AND TAXES - WHOLESALE QUOTATIONS

US DOLLAR PER BARREL

| PRODUCT | | 75 | 76 | 77 | 78 | 79 | 80 |
|---------|---|-------|-------|-------|-------|-------|--------|
| DOI DE | P | 19.77 | 20.77 | 21.75 | 23.53 | 33.68 | 53.01 |
| | T | 2.44 | 2.40 | 2.27 | 2.12 | 2.42 | 12.89 |
| DOI DH | P | 17.18 | 16.66 | 21.70 | 22.82 | 34.50 | 52.24 |
| | T | 1.62 | 1.91 | 2.38 | 2.16 | 2.42 | 12.76 |
| FO3 20 | P | 15.12 | 15.63 | 18.81 | 19.88 | 29.59 | 39.12 |
| | T | 1.07 | 1.36 | 2.63 | 2.16 | 2.44 | 10.73 |
| FO3 22 | P | .00 | .00 | .00 | .00 | .00 | .00 |
| | T | .00 | .00 | .00 | .00 | .00 | .00 |
| FO4 60 | P | 14.12 | 14.23 | 16.49 | 18.43 | 27.58 | 37.25 |
| | T | 1.07 | 1.36 | 2.63 | 2.16 | 2.44 | 10.44 |
| FO4 61 | P | .00 | .00 | .00 | .00 | .00 | .00 |
| | T | .00 | .00 | .00 | .00 | .00 | .00 |
| KEO | P | .00 | .00 | .00 | .00 | .00 | .00 |
| | T | .00 | .00 | .00 | .00 | .00 | .00 |
| KEO IL | P | 30.25 | 25.38 | 28.00 | 32.78 | .00 | .00 |
| | T | 1.92 | 1.83 | 1.78 | 1.76 | .00 | .00 |
| KEO TV | P | 30.04 | 26.11 | 28.71 | 33.48 | .00 | .00 |
| | T | 1.92 | 1.83 | 1.78 | 1.76 | .00 | .00 |
| PMG 97 | P | 49.11 | 52.38 | 54.64 | 62.75 | 78.02 | 106.55 |
| | T | 28.91 | 30.31 | 29.77 | 35.80 | 40.83 | 71.06 |
| PMG 99 | P | 49.88 | 53.11 | 55.35 | 63.46 | 78.76 | 107.30 |
| | T | 28.91 | 30.31 | 29.77 | 35.80 | 40.83 | 71.17 |
| RMG | P | 47.58 | 50.92 | 53.22 | 60.90 | 76.36 | 105.08 |
| | T | 28.91 | 30.31 | 29.77 | 35.80 | 40.83 | 70.83 |

| PRODUCT | | 81 | 82 |
|---------|---|-------|-------|
| DOI DE | P | .00 | .00 |
| | T | .00 | .00 |
| DOI DH | P | 52.95 | 53.66 |
| | T | 16.63 | 17.69 |
| FO3 20 | P | 45.98 | 45.79 |
| | T | 15.44 | 16.34 |
| FO3 22 | P | .00 | .00 |
| | T | .00 | .00 |
| FO4 60 | P | 45.42 | 43.80 |
| | T | 15.35 | 16.00 |
| FO4 61 | P | .00 | .00 |
| | T | .00 | .00 |
| KEO | P | 59.10 | .00 |
| | T | .00 | .00 |
| KEO IL | P | .00 | .00 |
| | T | .00 | .00 |
| KEO TV | P | .00 | .00 |
| | T | .00 | .00 |
| PMG 97 | P | .00 | .00 |
| | T | .00 | .00 |
| PMG 99 | P | .00 | .00 |
| | T | .00 | .00 |
| RMG | P | .00 | .00 |
| | T | .00 | .00 |

NOTE: 0 INDICATES MISSING OBSERVATIONS

SWEDEN: AVERAGE RETAIL PRICES AND TAXES FOR MAIN GROUPS OF PRODUCTS

US DOLLAR PER BARREL

A. PRICE

| YEAR | GASOLINE | KEROSENE | DISTILLATE | RESIDUAL |
|------|----------|----------|------------|----------|
| 60 | .00 | .00 | .00 | .00 |
| 61 | .00 | .00 | .00 | .00 |
| 62 | .00 | .00 | .00 | .00 |
| 63 | 24.50 | .00 | 12.06 | 3.82 |
| 64 | 24.57 | 9.56 | 12.11 | 3.79 |
| 65 | 24.39 | 9.62 | 11.88 | 3.55 |
| 66 | 25.93 | 10.41 | 12.17 | 3.79 |
| 67 | 27.42 | 11.42 | 12.44 | 3.96 |
| 68 | 27.77 | 12.21 | 12.67 | 3.82 |
| 69 | 27.63 | 12.42 | 12.69 | 3.83 |
| 70 | 27.73 | 14.75 | 12.29 | 3.66 |
| 71 | 29.29 | 16.23 | 14.07 | 4.48 |
| 72 | 34.90 | 17.38 | 16.26 | 5.23 |
| 73 | 40.17 | 25.41 | 19.64 | 6.69 |
| 74 | 47.14 | 34.68 | 20.94 | 11.76 |
| 75 | 53.27 | 39.64 | 19.79 | 14.62 |
| 76 | 56.33 | 40.35 | 19.99 | 14.93 |
| 77 | 58.58 | 45.44 | 28.31 | 17.65 |
| 78 | 66.74 | 44.54 | 27.79 | 19.15 |
| 79 | 82.29 | .00 | 35.80 | 28.59 |
| 80 | 111.20 | .00 | 54.26 | 38.19 |
| 81 | 110.57 | 59.10 | 54.93 | 45.70 |
| 82 | 99.86 | .00 | 55.36 | 44.79 |

B. TAX

| YEAR | GASOLINE | KEROSENE | DISTILLATE | RESIDUAL |
|------|----------|----------|------------|----------|
| 60 | .00 | .00 | .00 | .00 |
| 61 | .00 | .00 | .00 | .00 |
| 62 | .00 | .00 | .00 | .00 |
| 63 | 14.53 | .00 | 5.51 | .49 |
| 64 | 14.80 | .00 | 5.59 | .58 |
| 65 | 14.77 | .00 | 5.69 | .65 |
| 66 | 16.18 | 1.54 | 6.13 | .65 |
| 67 | 17.45 | 1.54 | 6.52 | .62 |
| 68 | 17.82 | 1.54 | 6.51 | .60 |
| 69 | 17.82 | 1.54 | 6.50 | .58 |
| 70 | 17.76 | 1.53 | 6.46 | .53 |
| 71 | 18.56 | 1.56 | 6.75 | .56 |
| 72 | 22.72 | 1.67 | 8.41 | .67 |
| 73 | 25.53 | 1.82 | 9.17 | .73 |
| 74 | 26.93 | 1.80 | 4.34 | .78 |
| 75 | 28.91 | 1.92 | 2.03 | 1.07 |
| 76 | 30.31 | 1.83 | 2.16 | 1.36 |
| 77 | 29.77 | 1.78 | 2.33 | 2.63 |
| 78 | 35.80 | 1.76 | 2.14 | 2.16 |
| 79 | 40.83 | .00 | 2.42 | 2.44 |
| 80 | 71.76 | .00 | 13.07 | 10.58 |
| 81 | 70.77 | .00 | 16.97 | 15.40 |
| 82 | 59.80 | .00 | 17.98 | 16.17 |

FINAL ANALYSIS FOR: SWEDEN

US DOLLAR PER BARREL

| YEAR | R E T A I L | | W H O L E S A L E | |
|------|-------------|-------|-------------------|-------|
| | PRICE | TAX | PRICE | TAX |
| 63 | 11.07 | 5.17 | 10.20 | 5.17 |
| 64 | 11.12 | 5.33 | 10.24 | 5.33 |
| 65 | 10.42 | 5.08 | 9.59 | 5.08 |
| 66 | 10.98 | 5.45 | 10.00 | 5.45 |
| 67 | 10.87 | 5.36 | 9.88 | 5.36 |
| 68 | 10.59 | 5.14 | 9.63 | 5.14 |
| 69 | 10.33 | 4.96 | 9.48 | 4.96 |
| 70 | 9.89 | 4.71 | 9.25 | 4.71 |
| 71 | 11.58 | 5.23 | 10.56 | 5.23 |
| 72 | 13.61 | 6.51 | 12.43 | 6.51 |
| 73 | 17.36 | 7.90 | 15.74 | 7.90 |
| 74 | 20.73 | 5.77 | 19.40 | 5.77 |
| 75 | 22.95 | 5.52 | 21.52 | 5.52 |
| 76 | 23.84 | 6.36 | 22.50 | 6.36 |
| 77 | 29.22 | 7.30 | 25.80 | 7.30 |
| 78 | 31.70 | 8.40 | 28.95 | 8.40 |
| 79 | 41.37 | 9.53 | 39.85 | 9.53 |
| 80 | 58.59 | 23.49 | 57.01 | 23.25 |
| 81 | 63.19 | 27.90 | 63.19 | 27.90 |
| 82 | 60.79 | 26.25 | 60.79 | 26.25 |

CALCULATION OF EX TAX PRICES AND DEALER MARGIN

| YEAR | RETAIL | WHOLESALE | DEALER |
|------|--------|-----------|--------|
| 63 | 5.90 | 5.03 | .87 |
| 64 | 5.79 | 4.91 | .88 |
| 65 | 5.35 | 4.52 | .83 |
| 66 | 5.53 | 4.55 | .98 |
| 67 | 5.51 | 4.51 | 1.00 |
| 68 | 5.46 | 4.49 | .96 |
| 69 | 5.37 | 4.52 | .85 |
| 70 | 5.18 | 4.54 | .64 |
| 71 | 6.35 | 5.33 | 1.02 |
| 72 | 7.10 | 5.92 | 1.18 |
| 73 | 9.46 | 7.84 | 1.63 |
| 74 | 14.96 | 13.63 | 1.32 |
| 75 | 17.43 | 16.01 | 1.43 |
| 76 | 17.48 | 16.14 | 1.34 |
| 77 | 21.93 | 18.51 | 3.42 |
| 78 | 23.31 | 20.55 | 2.76 |
| 79 | 31.84 | 30.31 | 1.52 |
| 80 | 35.10 | 33.76 | 1.34 |
| 81 | 35.28 | 35.28 | .00 |
| 82 | 34.54 | 34.54 | .00 |

NOTE:0 INDICATES LACK OF DATA

I. SWITZERL.: PETROLEUM PRODUCTS PRICES AND TAXES - RETAIL QUOTATIONS

US DOLLAR PER BARREL

| PRODUCT | | 63 | 64 | 65 | 66 | 67 | 68 |
|---------|---|-------|-------|-------|-------|-------|-------|
| DOI AG | P | 16.84 | 17.19 | 18.06 | 18.74 | 22.67 | 24.36 |
| | T | 8.55 | 9.12 | 10.27 | 10.95 | 14.38 | 15.44 |
| DOI DH | P | 5.92 | 5.02 | 4.36 | 4.63 | 5.19 | 5.67 |
| | T | .33 | .33 | .33 | .37 | .42 | .42 |
| FO1 LI | P | 4.20 | 3.76 | 3.40 | 3.66 | 3.86 | 4.12 |
| | T | .37 | .36 | .36 | .41 | .46 | .46 |
| FO5 ME | P | 3.60 | 2.84 | 2.94 | 3.29 | 3.48 | 3.30 |
| | T | .38 | .37 | .37 | .42 | .47 | .48 |
| PMG | P | 20.60 | 23.51 | 22.86 | 23.15 | 24.34 | 24.95 |
| | T | 11.11 | 11.62 | 13.13 | 13.82 | 14.37 | 14.90 |
| RMG | P | 18.76 | 19.26 | 20.63 | 21.31 | 22.50 | 23.11 |
| | T | 10.86 | 11.35 | 12.83 | 13.51 | 14.06 | 14.37 |

| PRODUCT | | 69 | 70 | 71 | 72 | 73 | 74 |
|---------|---|-------|-------|-------|-------|-------|-------|
| DOI AG | P | 24.67 | 24.91 | 27.54 | 31.71 | 39.65 | 52.28 |
| | T | 15.85 | 15.86 | 16.69 | 19.57 | 24.44 | 28.22 |
| DOI DH | P | 5.25 | 5.82 | 7.05 | 6.50 | 12.52 | 17.75 |
| | T | .46 | .48 | .51 | .54 | .66 | 1.02 |
| FO1 LI | P | 4.02 | 4.81 | 5.72 | 5.42 | 7.62 | 14.90 |
| | T | .51 | .53 | .56 | .60 | .73 | 1.05 |
| FO5 ME | P | 3.32 | 4.23 | 5.30 | 4.94 | 5.90 | 12.88 |
| | T | .53 | .54 | .57 | .62 | .75 | .83 |
| PMG | P | 24.83 | 24.49 | 27.25 | 32.26 | 40.05 | 52.44 |
| | T | 14.98 | 15.07 | 16.15 | 19.02 | 23.80 | 26.56 |
| RMG | P | 22.98 | 22.95 | 25.04 | 30.04 | 37.32 | 50.16 |
| | T | 14.66 | 14.75 | 15.80 | 18.55 | 23.19 | 25.89 |

| PRODUCT | | 75 | 76 | 77 | 78 | 79 | 80 |
|---------|---|-------|-------|-------|-------|--------|--------|
| DOI AG | P | 62.52 | 67.29 | 69.05 | 89.45 | 111.58 | 115.92 |
| | T | 36.83 | 38.02 | 39.69 | 53.54 | 57.17 | 56.79 |
| DOI DH | P | 18.51 | 19.18 | 20.26 | 23.55 | 46.03 | 47.44 |
| | T | 1.42 | .94 | 1.08 | 1.62 | 1.73 | 1.72 |
| FO1 LI | P | 15.17 | 16.12 | 17.63 | 20.51 | 31.35 | 37.05 |
| | T | 1.56 | 1.03 | 1.16 | 1.77 | 1.91 | 1.90 |
| FO5 ME | P | 13.63 | 14.57 | 15.80 | 18.72 | 25.16 | 32.93 |
| | T | 1.24 | 1.06 | 1.19 | 1.75 | 1.96 | 1.95 |
| PMG | P | 62.94 | 66.66 | 67.58 | 89.29 | 107.12 | 114.71 |
| | T | 35.10 | 36.92 | 37.83 | 51.04 | 54.50 | 54.14 |
| RMG | P | 60.48 | 64.11 | 65.48 | 88.39 | 106.17 | 113.75 |
| | T | 34.22 | 35.33 | 36.88 | 49.75 | 53.12 | 52.77 |

I. SWITZERL.: PETROLEUM PRODUCTS PRICES AND TAXES - RETAIL QUOTATIONS

US DOLLAR PER BARREL

| PRODUCT | | 81 | 82 |
|---------|---|--------|--------|
| DOI AG | P | 102.82 | 101.31 |
| | T | 50.11 | 48.70 |
| DOI DH | P | 45.93 | 44.88 |
| | T | 2.19 | 2.55 |
| FO1 LI | P | 38.26 | 35.57 |
| | T | 2.41 | 2.81 |
| FO5 ME | P | 35.99 | 32.53 |
| | T | 2.48 | 2.88 |
| PMG | P | 105.50 | 102.61 |
| | T | 47.97 | 46.89 |
| RMG | P | 104.69 | 99.51 |
| | T | 46.80 | 45.76 |

NOTE: 0 INDICATES MISSING OBSERVATIONS

II. SWITZERL.: PETROLEUM PRODUCTS PRICES AND TAXES - WHOLESALE QUOTATIONS

US DOLLAR PER BARREL

| PRODUCT | | 63 | 64 | 65 | 66 | 67 | 68 |
|---------|---|-------|-------|-------|-------|-------|-------|
| DOI AG | P | 13.25 | 12.84 | 13.08 | 14.19 | 18.07 | 19.58 |
| | T | 8.55 | 9.12 | 10.27 | 10.95 | 14.38 | 15.44 |
| DOI DH | P | 4.70 | 3.84 | 3.06 | 3.34 | 3.95 | 4.36 |
| | T | .33 | .33 | .33 | .37 | .42 | .42 |
| FO1 LI | P | 3.82 | 3.15 | 2.74 | 3.13 | 3.32 | 3.62 |
| | T | .37 | .36 | .36 | .41 | .46 | .46 |
| FO5 ME | P | 3.22 | 2.38 | 2.42 | 2.74 | 2.93 | 2.79 |
| | T | .38 | .37 | .37 | .42 | .47 | .48 |
| PMG | P | 19.50 | 19.99 | 21.37 | 22.05 | 23.61 | 24.21 |
| | T | 11.11 | 11.62 | 13.13 | 13.82 | 14.37 | 14.90 |
| RMG | P | 18.03 | 18.52 | 19.90 | 20.58 | 21.77 | 22.37 |
| | T | 10.86 | 11.35 | 12.83 | 13.51 | 14.06 | 14.37 |

| PRODUCT | | 69 | 70 | 71 | 72 | 73 | 74 |
|---------|---|-------|-------|-------|-------|-------|-------|
| DOI AG | P | 19.55 | 20.19 | 23.24 | 25.21 | 36.12 | 44.33 |
| | T | 15.85 | 15.86 | 16.69 | 19.57 | 24.44 | 28.22 |
| DOI DH | P | 3.98 | 4.58 | 5.69 | 4.97 | 10.23 | 15.37 |
| | T | .46 | .48 | .51 | .54 | .66 | 1.02 |
| FO1 LI | P | 3.56 | 4.30 | 5.17 | 4.80 | 6.88 | 14.16 |
| | T | .51 | .53 | .56 | .60 | .73 | 1.05 |
| FO5 ME | P | 2.85 | 3.95 | 4.73 | 4.33 | 5.18 | 12.11 |
| | T | .53 | .54 | .57 | .62 | .75 | .83 |
| PMG | P | 22.89 | 22.86 | 24.92 | 29.83 | 37.52 | 50.94 |
| | T | 14.98 | 15.07 | 16.15 | 19.02 | 23.80 | 26.56 |
| RMG | P | 21.60 | 21.69 | 23.49 | 28.38 | 35.49 | 48.78 |
| | T | 14.66 | 14.75 | 15.80 | 18.55 | 23.19 | 25.89 |

| PRODUCT | | 75 | 76 | 77 | 78 | 79 | 80 |
|---------|---|-------|-------|-------|-------|--------|--------|
| DOI AG | P | 52.41 | 55.22 | 57.34 | 72.37 | 100.84 | 103.08 |
| | T | 36.83 | 38.02 | 39.69 | 53.54 | 57.17 | 56.79 |
| DOI DH | P | 16.06 | 16.81 | 18.39 | 20.92 | 43.50 | 44.74 |
| | T | 1.42 | .94 | 1.08 | 1.62 | 1.73 | 1.72 |
| FO1 LI | P | 14.20 | 15.13 | 16.71 | 19.07 | 29.93 | 35.74 |
| | T | 1.56 | 1.03 | 1.16 | 1.77 | 1.91 | 1.90 |
| FO5 ME | P | 12.59 | 13.50 | 14.67 | 17.17 | 23.93 | 31.14 |
| | T | 1.24 | 1.06 | 1.19 | 1.75 | 1.96 | 1.95 |
| PMG | P | 61.09 | 64.75 | 65.59 | 86.27 | 103.73 | 108.07 |
| | T | 35.10 | 36.92 | 37.83 | 51.04 | 54.50 | 54.14 |
| RMG | P | 58.63 | 62.20 | 63.49 | 85.36 | 102.78 | 107.12 |
| | T | 34.22 | 35.33 | 36.88 | 49.75 | 53.12 | 52.77 |

II. SWITZERL.: PETROLEUM PRODUCTS PRICES AND TAXES - WHOLESALE QUOTATIONS

US DOLLAR PER BARREL

| PRODUCT | | 81 | 82 |
|---------|---|-------|-------|
| DOI AG | P | 93.69 | 91.27 |
| | T | 50.11 | 48.70 |
| DOI DH | P | 43.60 | 42.79 |
| | T | 2.19 | 2.55 |
| FO1 LI | P | 36.73 | 34.00 |
| | T | 2.41 | 2.81 |
| FO5 ME | P | 34.41 | 30.89 |
| | T | 2.48 | 2.88 |
| PMG | P | 98.15 | 95.48 |
| | T | 47.97 | 46.89 |
| RMG | P | 98.19 | 92.39 |
| | T | 46.80 | 45.76 |

NOTE: 0 INDICATES MISSING OBSERVATIONS

SWITZERL.: AVERAGE RETAIL PRICES AND TAXES FOR MAIN GROUPS OF PRODUCTS

US DOLLAR PER BARREL

A. PRICE

| YEAR | GASOLINE | KEROSENE | DISTILLATE | RESIDUAL |
|------|----------|----------|------------|----------|
| 60 | .00 | .00 | .00 | .00 |
| 61 | .00 | .00 | .00 | .00 |
| 62 | .00 | .00 | .00 | .00 |
| 63 | 19.68 | .00 | 11.38 | 3.90 |
| 64 | 21.38 | .00 | 11.11 | 3.30 |
| 65 | 21.75 | .00 | 11.21 | 3.17 |
| 66 | 22.23 | .00 | 11.68 | 3.48 |
| 67 | 23.42 | .00 | 13.93 | 3.67 |
| 68 | 24.03 | .00 | 15.02 | 3.71 |
| 69 | 23.91 | .00 | 14.96 | 3.67 |
| 70 | 23.72 | .00 | 15.37 | 4.52 |
| 71 | 26.14 | .00 | 17.30 | 5.51 |
| 72 | 31.15 | .00 | 19.10 | 5.18 |
| 73 | 38.69 | .00 | 26.09 | 6.76 |
| 74 | 51.30 | .00 | 35.02 | 13.89 |
| 75 | 61.71 | .00 | 40.51 | 14.40 |
| 76 | 65.38 | .00 | 43.23 | 15.35 |
| 77 | 66.53 | .00 | 44.65 | 16.71 |
| 78 | 88.84 | .00 | 56.50 | 19.61 |
| 79 | 106.64 | .00 | 78.81 | 28.25 |
| 80 | 114.23 | .00 | 81.68 | 34.99 |
| 81 | 105.09 | .00 | 74.38 | 37.12 |
| 82 | 101.06 | .00 | 73.09 | 34.05 |

B. TAX

| YEAR | GASOLINE | KEROSENE | DISTILLATE | RESIDUAL |
|------|----------|----------|------------|----------|
| 60 | .00 | .00 | .00 | .00 |
| 61 | .00 | .00 | .00 | .00 |
| 62 | .00 | .00 | .00 | .00 |
| 63 | 10.99 | .00 | 4.44 | .37 |
| 64 | 11.48 | .00 | 4.72 | .37 |
| 65 | 12.98 | .00 | 5.30 | .37 |
| 66 | 13.67 | .00 | 5.66 | .42 |
| 67 | 14.21 | .00 | 7.40 | .47 |
| 68 | 14.63 | .00 | 7.93 | .47 |
| 69 | 14.82 | .00 | 8.16 | .52 |
| 70 | 14.91 | .00 | 8.17 | .54 |
| 71 | 15.98 | .00 | 8.60 | .56 |
| 72 | 18.79 | .00 | 10.05 | .61 |
| 73 | 23.49 | .00 | 12.55 | .74 |
| 74 | 26.22 | .00 | 14.62 | .94 |
| 75 | 34.66 | .00 | 19.13 | 1.40 |
| 76 | 36.12 | .00 | 19.48 | 1.05 |
| 77 | 37.36 | .00 | 20.38 | 1.17 |
| 78 | 50.39 | .00 | 27.58 | 1.76 |
| 79 | 53.81 | .00 | 29.45 | 1.93 |
| 80 | 53.45 | .00 | 29.25 | 1.92 |
| 81 | 47.39 | .00 | 26.15 | 2.45 |
| 82 | 46.32 | .00 | 25.62 | 2.85 |

FINAL ANALYSIS FOR: SWITZERL.

US DOLLAR PER BARREL

| YEAR | R E T A I L | | W H O L E S A L E | |
|------|-------------|-------|-------------------|-------|
| | PRICE | TAX | PRICE | TAX |
| 63 | 12.22 | 5.39 | 10.50 | 5.39 |
| 64 | 12.83 | 5.95 | 10.50 | 5.95 |
| 65 | 12.58 | 6.43 | 10.28 | 6.43 |
| 66 | 13.12 | 6.89 | 11.02 | 6.89 |
| 67 | 14.37 | 7.79 | 12.42 | 7.79 |
| 68 | 14.97 | 8.07 | 12.93 | 8.07 |
| 69 | 14.86 | 8.22 | 12.51 | 8.22 |
| 70 | 15.17 | 8.22 | 13.02 | 8.22 |
| 71 | 17.19 | 8.84 | 14.98 | 8.84 |
| 72 | 19.38 | 10.38 | 16.46 | 10.38 |
| 73 | 25.69 | 13.07 | 23.32 | 13.07 |
| 74 | 30.77 | 12.14 | 28.31 | 12.14 |
| 75 | 33.02 | 14.36 | 30.69 | 14.36 |
| 76 | 45.00 | 21.13 | 39.84 | 21.13 |
| 77 | 46.47 | 22.12 | 41.66 | 22.12 |
| 78 | 60.04 | 30.10 | 52.89 | 30.10 |
| 79 | 80.02 | 32.51 | 74.87 | 32.51 |
| 80 | 85.98 | 33.19 | 79.14 | 33.19 |
| 81 | 80.47 | 30.55 | 74.75 | 30.55 |
| 82 | 78.18 | 29.94 | 72.19 | 29.94 |

CALCULATION OF EX TAX PRICES AND DEALER MARGIN

| YEAR | RETAIL | WHOLESALE | DEALER |
|------|--------|-----------|--------|
| 63 | 6.83 | 5.11 | 1.72 |
| 64 | 6.87 | 4.55 | 2.32 |
| 65 | 6.15 | 3.85 | 2.30 |
| 66 | 6.23 | 4.13 | 2.10 |
| 67 | 6.57 | 4.62 | 1.95 |
| 68 | 6.89 | 4.85 | 2.04 |
| 69 | 6.63 | 4.29 | 2.35 |
| 70 | 6.95 | 4.79 | 2.16 |
| 71 | 8.36 | 6.14 | 2.21 |
| 72 | 9.01 | 6.08 | 2.93 |
| 73 | 12.62 | 10.26 | 2.36 |
| 74 | 18.63 | 16.17 | 2.46 |
| 75 | 18.66 | 16.33 | 2.33 |
| 76 | 23.87 | 18.71 | 5.16 |
| 77 | 24.35 | 19.54 | 4.81 |
| 78 | 29.94 | 22.79 | 7.15 |
| 79 | 47.52 | 42.36 | 5.16 |
| 80 | 52.80 | 45.96 | 6.84 |
| 81 | 49.92 | 44.20 | 5.72 |
| 82 | 48.24 | 42.25 | 5.99 |

NOTE:0 INDICATES LACK OF DATA

I.U.K.: PETROLEUM PRODUCTS PRICES AND TAXES - RETAIL QUOTATIONS

US DOLLAR PER BARREL

| PRODUCT | | 80 | 81 | 82 |
|---------|---|--------|--------|--------|
| DOI DE | P | 109.38 | 108.79 | 99.49 |
| | T | 50.59 | 53.28 | 49.12 |
| FO1 LI | P | 50.94 | 53.55 | 53.09 |
| | T | 2.76 | 2.48 | 2.14 |
| FO4 ME | P | 45.94 | 48.02 | 47.00 |
| | T | 2.76 | 2.48 | 2.14 |
| FO5 HE | P | 42.99 | 45.38 | 44.47 |
| | T | 2.76 | 2.48 | 2.14 |
| PMG 04 | P | 106.58 | 113.01 | 113.02 |
| | T | 49.31 | 56.65 | 57.05 |
| RMG 02 | P | 104.28 | 110.98 | 111.27 |
| | T | 49.00 | 56.38 | 56.82 |
| RMG 03 | P | 105.92 | 112.30 | 112.38 |
| | T | 49.22 | 56.55 | 56.96 |

NOTE: 0 INDICATES MISSING OBSERVATIONS

II.U.K.: PETROLEUM PRODUCTS PRICES AND TAXES - WHOLESALE QUOTATIONS

US DOLLAR PER BARREL

| PRODUCT | | 62 | 63 | 64 | 65 | 66 | 67 |
|---------|---|-------|-------|-------|-------|-------|-------|
| AVG 00 | P | 23.32 | 23.26 | 23.50 | 25.47 | 26.15 | 26.80 |
| | T | 13.50 | 13.46 | 13.87 | 15.89 | 16.60 | 17.09 |
| AVG 15 | P | 23.62 | 23.56 | 23.81 | 25.77 | 26.45 | 27.10 |
| | T | 13.50 | 13.46 | 13.87 | 15.89 | 16.60 | 17.09 |
| AVG 73 | P | 23.01 | 22.95 | 23.20 | 25.16 | 25.84 | 26.50 |
| | T | 13.50 | 13.46 | 13.87 | 15.89 | 16.60 | 17.09 |
| DOI DE | P | 20.35 | 20.47 | 20.71 | 22.72 | 23.42 | 24.14 |
| | T | 13.50 | 13.46 | 13.87 | 15.89 | 16.60 | 17.09 |
| FO1 LI | P | 7.19 | 6.33 | 6.15 | 6.16 | 6.19 | 6.48 |
| | T | .00 | .00 | .00 | .81 | .85 | .87 |
| FO4 ME | P | 5.71 | 5.63 | 5.59 | 5.60 | 5.63 | 5.94 |
| | T | .00 | .00 | .00 | .81 | .85 | .87 |
| FO5 HE | P | 5.50 | 5.43 | 5.39 | 5.40 | 5.43 | 5.74 |
| | T | .00 | .00 | .00 | .81 | .85 | .87 |
| GOI | P | .00 | .00 | .00 | .00 | .00 | .00 |
| | T | .00 | .00 | .00 | .00 | .00 | .00 |
| JFU JA | P | .00 | .00 | .00 | .00 | .00 | .00 |
| | T | .00 | .00 | .00 | .00 | .00 | .00 |
| JFU 86 | P | 19.84 | 19.79 | 20.04 | 22.00 | 22.69 | 23.42 |
| | T | 13.50 | 13.46 | 13.87 | 15.89 | 16.60 | 17.09 |
| JFU 94 | P | 7.24 | 7.14 | 7.12 | 7.13 | 7.16 | 7.43 |
| | T | .90 | .90 | .88 | .81 | .85 | .87 |
| JFU 98 | P | 8.16 | 8.06 | 8.04 | 8.05 | 8.07 | 8.32 |
| | T | .90 | .90 | .88 | .81 | .85 | .87 |
| KEO PR | P | 9.02 | 9.16 | 9.15 | 9.17 | 9.19 | 9.41 |
| | T | .90 | .90 | .88 | .81 | .85 | .87 |
| KEO ST | P | 8.00 | 7.96 | 7.93 | 7.95 | 7.97 | 8.22 |
| | T | .90 | .90 | .88 | .81 | .85 | .87 |
| KEO VA | P | 8.10 | 8.06 | 8.04 | 8.05 | 8.07 | 8.32 |
| | T | .90 | .90 | .88 | .81 | .85 | .87 |
| PMG 04 | P | 21.89 | 21.72 | 21.93 | 24.24 | 24.95 | 25.63 |
| | T | 13.50 | 13.46 | 13.87 | 15.89 | 16.60 | 17.09 |
| PMG 05 | P | 22.60 | 22.54 | 22.82 | 24.96 | 25.66 | 26.33 |
| | T | 13.50 | 13.46 | 13.87 | 15.89 | 16.60 | 17.09 |
| RMG 02 | P | 20.04 | 19.99 | 20.28 | 22.41 | 23.11 | 23.84 |
| | T | 13.50 | 13.46 | 13.87 | 15.89 | 16.60 | 17.09 |
| RMG 03 | P | 20.04 | 19.99 | 20.28 | 22.41 | 23.53 | 24.74 |
| | T | 13.50 | 13.46 | 13.87 | 15.89 | 16.60 | 17.09 |

II.U.K.: PETROLEUM PRODUCTS PRICES AND TAXES - WHOLESALE QUOTATIONS

US DOLLAR PER BARREL

| PRODUCT | | 68 | 69 | 70 | 71 | 72 | 73 |
|---------|---|-------|-------|-------|-------|-------|-------|
| AVG 00 | P | 25.16 | 27.35 | 27.59 | 29.80 | 30.74 | 31.99 |
| | T | 16.27 | 14.06 | 18.86 | 19.28 | 19.57 | 19.33 |
| AVG 15 | P | 25.42 | 27.74 | 28.11 | 30.11 | 30.91 | 31.19 |
| | T | 16.27 | 14.06 | 18.86 | 19.28 | 19.57 | 19.33 |
| AVG 73 | P | 24.89 | 27.21 | 27.50 | 29.45 | 30.53 | .00 |
| | T | 16.27 | 14.06 | 18.86 | 19.28 | 19.57 | .00 |
| DOI DE | P | 22.80 | 24.89 | 25.11 | 28.72 | 27.66 | 28.43 |
| | T | 16.27 | 18.59 | 18.86 | 19.28 | 19.57 | 19.33 |
| FO1 LI | P | 5.97 | 5.78 | 5.90 | 7.43 | 7.89 | 8.17 |
| | T | .78 | .84 | .84 | .86 | .87 | .86 |
| FO4 ME | P | 5.49 | 5.30 | 5.42 | 6.94 | 7.33 | 7.56 |
| | T | .78 | .84 | .84 | .86 | .87 | .86 |
| FO5 HE | P | 5.32 | 5.12 | 5.25 | 6.76 | 7.14 | 7.37 |
| | T | .78 | .84 | .84 | .86 | .87 | .86 |
| GOI | P | .00 | .00 | 6.87 | 8.32 | 8.72 | 9.75 |
| | T | .00 | .00 | .84 | .86 | .87 | .86 |
| JFU JA | P | .00 | .00 | .00 | .00 | .00 | .00 |
| | T | .00 | .00 | .00 | .00 | .00 | .00 |
| JFU 86 | P | 22.19 | 24.36 | .00 | .00 | .00 | .00 |
| | T | 16.27 | 18.59 | .00 | .00 | .00 | .00 |
| JFU 94 | P | 6.88 | 6.70 | 6.68 | 8.19 | 8.67 | 9.76 |
| | T | .78 | .84 | .84 | .86 | .87 | .86 |
| JFU 98 | P | 7.66 | 7.72 | .00 | .00 | .00 | .00 |
| | T | .78 | .84 | .00 | .00 | .00 | .00 |
| KEO PR | P | 8.62 | 8.53 | 8.66 | 10.15 | 10.72 | 11.62 |
| | T | .78 | .84 | .84 | .86 | .87 | .86 |
| KEO ST | P | 7.57 | 7.48 | 7.61 | 9.08 | 9.63 | 10.40 |
| | T | .78 | .84 | .84 | .86 | .87 | .86 |
| KEO VA | P | 7.66 | 7.49 | 7.52 | 8.99 | 9.53 | 10.62 |
| | T | .78 | .84 | .84 | .86 | .87 | .86 |
| PMG 04 | P | 24.11 | 26.43 | 26.85 | 28.76 | 29.60 | 30.60 |
| | T | 16.27 | 18.59 | 18.86 | 19.28 | 19.57 | 19.33 |
| PMG 05 | P | 24.72 | 27.04 | 27.46 | 29.38 | 30.23 | 31.21 |
| | T | 16.27 | 18.59 | 18.86 | 19.28 | 19.57 | 19.33 |
| RMG 02 | P | 22.54 | 24.86 | 25.28 | 27.15 | 27.97 | 29.01 |
| | T | 16.27 | 18.59 | 18.86 | 19.28 | 19.57 | 19.33 |
| RMG 03 | P | 23.33 | 25.64 | 26.06 | 27.95 | 28.78 | 29.81 |
| | T | 16.27 | 18.59 | 18.86 | 19.28 | 19.57 | 19.33 |

II.U.K.: PETROLEUM PRODUCTS PRICES AND TAXES - WHOLESALE QUOTATIONS

US DOLLAR PER BARREL

| PRODUCT | | 74 | 75 | 76 | 77 | 78 | 79 |
|---------|---|-------|-------|-------|-------|-------|-------|
| AVG 00 | P | 39.60 | 37.89 | 50.08 | 53.77 | 53.80 | 87.50 |
| | T | 18.51 | 17.47 | 24.37 | 23.15 | 20.14 | 38.68 |
| AVG 15 | P | .00 | .00 | .00 | .00 | .00 | .00 |
| | T | .00 | .00 | .00 | .00 | .00 | .00 |
| AVG 73 | P | .00 | .00 | .00 | .00 | .00 | .00 |
| | T | .00 | .00 | .00 | .00 | .00 | .00 |
| DOI DE | P | 35.33 | 38.37 | 38.95 | 46.59 | 52.54 | 72.46 |
| | T | 18.63 | 20.32 | 20.59 | 24.11 | 27.39 | 36.78 |
| FO1 LI | P | 14.14 | 16.38 | 16.12 | 21.30 | 24.08 | 32.57 |
| | T | .82 | .78 | .63 | 1.31 | 1.68 | 2.07 |
| FO4 ME | P | 13.22 | 15.41 | 15.43 | 19.92 | 22.37 | 30.30 |
| | T | .82 | .78 | .63 | 1.31 | 1.68 | 2.07 |
| FO5 HE | P | 12.74 | 14.92 | 14.88 | 19.36 | 21.73 | 29.12 |
| | T | .82 | .78 | .63 | 1.31 | 1.68 | 2.07 |
| GOI | P | 16.78 | 18.09 | 18.64 | 23.23 | 26.12 | 36.28 |
| | T | .82 | .78 | .63 | 1.31 | 1.68 | 2.07 |
| JFU JA | P | .00 | 21.30 | 20.36 | 24.47 | 27.31 | 40.36 |
| | T | .00 | 1.22 | .63 | 1.31 | 1.68 | 2.07 |
| JFU 86 | P | .00 | .00 | .00 | .00 | .00 | .00 |
| | T | .00 | .00 | .00 | .00 | .00 | .00 |
| JFU 94 | P | .00 | .00 | .00 | .00 | .00 | .00 |
| | T | .00 | .00 | .00 | .00 | .00 | .00 |
| JFU 98 | P | .00 | .00 | .00 | .00 | .00 | .00 |
| | T | .00 | .00 | .00 | .00 | .00 | .00 |
| KEO PR | P | 18.13 | 19.00 | 18.92 | 22.83 | 25.15 | 35.90 |
| | T | .82 | .78 | .63 | .61 | .67 | .74 |
| KEO ST | P | 16.72 | 17.38 | 18.84 | 22.89 | 25.48 | 36.44 |
| | T | .82 | .78 | .63 | .61 | .67 | .74 |
| KEO VA | P | 17.89 | 20.02 | 21.12 | 25.50 | 28.75 | .00 |
| | T | .82 | .78 | .63 | .61 | .67 | .00 |
| PMG 04 | P | 38.78 | 53.08 | 46.41 | 49.44 | 53.25 | 73.22 |
| | T | 18.94 | 28.09 | 23.89 | 24.90 | 26.06 | 34.17 |
| PMG 05 | P | 39.12 | 53.49 | 47.04 | 50.46 | 54.52 | .00 |
| | T | 18.94 | 28.17 | 23.98 | 25.01 | 26.20 | .00 |
| RMG 02 | P | 37.65 | 51.73 | 45.05 | 48.22 | 51.91 | 70.80 |
| | T | 18.93 | 27.82 | 23.70 | 24.76 | 25.91 | 33.87 |
| RMG 03 | P | 38.26 | 52.44 | 45.79 | 48.97 | 52.74 | 72.36 |
| | T | 18.93 | 27.96 | 23.80 | 24.85 | 26.00 | 34.06 |

II.U.K.: PETROLEUM PRODUCTS PRICES AND TAXES - WHOLESALE QUOTATIONS

US DOLLAR PER BARREL

| PRODUCT | | 80 | 81 | 82 |
|---------|---|--------|--------|--------|
| AVG 00 | P | .00 | .00 | .00 |
| | T | .00 | .00 | .00 |
| AVG 15 | P | .00 | .00 | .00 |
| | T | .00 | .00 | .00 |
| AVG 73 | P | .00 | .00 | .00 |
| | T | .00 | .00 | .00 |
| DOI DE | P | 104.91 | 107.33 | 99.03 |
| | T | 50.00 | 53.09 | 49.06 |
| FO1 LI | P | 48.09 | 51.09 | 50.99 |
| | T | 2.76 | 2.48 | 2.14 |
| FO4 ME | P | 43.09 | 45.54 | 44.84 |
| | T | 2.76 | 2.48 | 2.14 |
| FO5 HE | P | 40.15 | 42.90 | 42.55 |
| | T | 2.76 | 2.48 | 2.14 |
| GOI | P | 54.42 | 55.73 | 57.14 |
| | T | 2.76 | 2.48 | 2.14 |
| JFU JA | P | 67.37 | 68.44 | 67.58 |
| | T | 2.76 | 2.48 | 2.14 |
| JFU 86 | P | .00 | .00 | .00 |
| | T | .00 | .00 | .00 |
| JFU 94 | P | .00 | .00 | .00 |
| | T | .00 | .00 | .00 |
| JFU 98 | P | .00 | .00 | .00 |
| | T | .00 | .00 | .00 |
| KEO PR | P | 56.94 | 62.20 | 65.38 |
| | T | .81 | .71 | .61 |
| KEO ST | P | 54.35 | 57.24 | 58.91 |
| | T | .81 | .71 | .61 |
| KEO VA | P | .00 | .00 | .00 |
| | T | .00 | .00 | .00 |
| PMG 04 | P | 101.13 | 107.45 | 104.59 |
| | T | 48.59 | 55.92 | 55.95 |
| PMG 05 | P | .00 | .00 | .00 |
| | T | .00 | .00 | .00 |
| RMG 02 | P | 99.60 | 104.97 | 102.86 |
| | T | 48.39 | 55.60 | 55.72 |
| RMG 03 | P | 100.62 | 106.91 | 103.95 |
| | T | 48.53 | 55.85 | 55.86 |

NOTE: 0 INDICATES MISSING OBSERVATIONS

U.K.: AVERAGE RETAIL PRICES AND TAXES FOR MAIN GROUPS OF PRODUCTS

US DOLLAR PER BARREL

A. PRICE

| YEAR | GASOLINE | KEROSENE | DISTILLATE | RESIDUAL |
|------|----------|----------|------------|----------|
| 60 | .00 | .00 | .00 | .00 |
| 61 | .00 | .00 | .00 | .00 |
| 62 | 22.07 | 10.06 | 20.35 | 6.13 |
| 63 | 22.00 | 10.03 | 20.47 | 5.80 |
| 64 | 22.26 | 10.05 | 20.71 | 5.71 |
| 65 | 24.35 | 10.39 | 22.72 | 5.72 |
| 66 | 25.10 | 10.53 | 23.42 | 5.75 |
| 67 | 25.85 | 10.85 | 24.14 | 6.05 |
| 68 | 24.31 | 10.10 | 22.80 | 5.59 |
| 69 | 26.61 | 10.38 | 24.89 | 5.40 |
| 70 | 26.98 | 7.62 | 15.99 | 5.52 |
| 71 | 28.94 | 9.10 | 18.52 | 7.04 |
| 72 | 29.82 | 9.64 | 18.19 | 7.45 |
| 73 | 30.64 | 10.60 | 19.09 | 7.70 |
| 74 | 38.68 | 17.58 | 26.05 | 13.37 |
| 75 | 49.73 | 19.43 | 28.23 | 15.57 |
| 76 | 46.88 | 19.81 | 28.79 | 15.48 |
| 77 | 50.17 | 23.92 | 34.91 | 20.19 |
| 78 | 53.24 | 26.67 | 39.33 | 22.73 |
| 79 | 75.97 | 37.57 | 54.37 | 30.66 |
| 80 | 105.59 | 59.55 | 81.90 | 46.62 |
| 81 | 112.10 | 62.63 | 82.26 | 48.98 |
| 82 | 112.23 | 63.96 | 78.31 | 48.19 |

B. TAX

| YEAR | GASOLINE | KEROSENE | DISTILLATE | RESIDUAL |
|------|----------|----------|------------|----------|
| 60 | .00 | .00 | .00 | .00 |
| 61 | .00 | .00 | .00 | .00 |
| 62 | 13.50 | 3.00 | 13.50 | .00 |
| 63 | 13.46 | 2.99 | 13.46 | .00 |
| 64 | 13.87 | 3.05 | 13.87 | .00 |
| 65 | 15.89 | 3.33 | 15.89 | .81 |
| 66 | 16.60 | 3.48 | 16.60 | .85 |
| 67 | 17.09 | 3.58 | 17.09 | .87 |
| 68 | 16.27 | 3.36 | 16.27 | .78 |
| 69 | 16.65 | 3.80 | 18.59 | .84 |
| 70 | 18.86 | .84 | 9.85 | .84 |
| 71 | 19.28 | .86 | 10.07 | .86 |
| 72 | 19.57 | .87 | 10.22 | .87 |
| 73 | 19.33 | .86 | 10.09 | .86 |
| 74 | 18.85 | .82 | 9.73 | .82 |
| 75 | 25.90 | .89 | 10.55 | .78 |
| 76 | 23.95 | .63 | 10.61 | .63 |
| 77 | 24.53 | .79 | 12.71 | 1.31 |
| 78 | 24.86 | .92 | 14.53 | 1.68 |
| 79 | 35.19 | 1.18 | 19.42 | 2.07 |
| 80 | 49.18 | 1.46 | 26.67 | 2.76 |
| 81 | 56.53 | 1.30 | 27.88 | 2.48 |
| 82 | 56.94 | 1.12 | 25.63 | 2.14 |

FINAL ANALYSIS FOR: U.K.

US DOLLAR PER BARREL

| YEAR | R E T A I L | | W H O L E S A L E | |
|------|-------------|-------|-------------------|-------|
| | PRICE | TAX | PRICE | TAX |
| 62 | 13.10 | 6.15 | 13.10 | 6.15 |
| 63 | 12.70 | 5.94 | 12.70 | 5.94 |
| 64 | 12.84 | 6.19 | 12.84 | 6.19 |
| 65 | 13.70 | 7.45 | 13.70 | 7.45 |
| 66 | 14.17 | 7.90 | 14.17 | 7.90 |
| 67 | 14.99 | 8.39 | 14.99 | 8.39 |
| 68 | 13.89 | 7.82 | 13.89 | 7.82 |
| 69 | 14.74 | 8.47 | 14.74 | 8.47 |
| 70 | 12.48 | 6.59 | 12.48 | 6.59 |
| 71 | 14.38 | 6.79 | 14.38 | 6.79 |
| 72 | 15.19 | 7.31 | 15.19 | 7.31 |
| 73 | 16.02 | 7.37 | 16.02 | 7.37 |
| 74 | 22.56 | 7.09 | 22.56 | 7.09 |
| 75 | 27.91 | 9.73 | 27.91 | 9.73 |
| 76 | 27.29 | 9.13 | 27.29 | 9.13 |
| 77 | 32.21 | 10.30 | 32.21 | 10.30 |
| 78 | 35.54 | 11.11 | 35.54 | 11.11 |
| 79 | 49.79 | 15.48 | 49.79 | 15.48 |
| 80 | 75.97 | 23.64 | 72.85 | 23.35 |
| 81 | 80.88 | 27.59 | 78.08 | 27.31 |
| 82 | 79.75 | 26.99 | 76.27 | 26.61 |

CALCULATION OF EX TAX PRICES AND DEALER MARGIN

| YEAR | RETAIL | WHOLESALE | DEALER |
|------|--------|-----------|--------|
| 62 | 6.95 | 6.95 | .00 |
| 63 | 6.76 | 6.76 | .00 |
| 64 | 6.65 | 6.65 | .00 |
| 65 | 6.25 | 6.25 | .00 |
| 66 | 6.27 | 6.27 | .00 |
| 67 | 6.60 | 6.60 | .00 |
| 68 | 6.07 | 6.07 | .00 |
| 69 | 6.27 | 6.27 | .00 |
| 70 | 5.89 | 5.89 | .00 |
| 71 | 7.59 | 7.59 | .00 |
| 72 | 7.89 | 7.89 | .00 |
| 73 | 8.65 | 8.65 | .00 |
| 74 | 15.47 | 15.47 | .00 |
| 75 | 18.18 | 18.18 | .00 |
| 76 | 18.16 | 18.16 | .00 |
| 77 | 21.91 | 21.91 | .00 |
| 78 | 24.42 | 24.42 | .00 |
| 79 | 34.31 | 34.31 | .00 |
| 80 | 52.33 | 49.50 | 2.82 |
| 81 | 53.29 | 50.77 | 2.53 |
| 82 | 52.76 | 49.65 | 3.11 |

NOTE: 0 INDICATES LACK OF DATA

W. EUROPE: AVERAGE RETAIL PRICES AND TAXES FOR MAIN GROUPS OF PRODUCTS

US DOLLAR PER BARREL

A. PRICE

| YEAR | GASOLINE | KEROSENE | DISTILLATE | RESIDUAL |
|------|----------|----------|------------|----------|
| 60 | 28.65 | 13.39 | 12.60 | 4.05 |
| 61 | 27.24 | 12.88 | 12.62 | 3.94 |
| 62 | 25.18 | 11.83 | 14.06 | 4.52 |
| 63 | 25.05 | 11.41 | 13.91 | 4.38 |
| 64 | 25.20 | 11.57 | 13.74 | 4.30 |
| 65 | 26.10 | 11.83 | 13.69 | 4.20 |
| 66 | 26.14 | 12.11 | 13.85 | 4.24 |
| 67 | 27.33 | 12.21 | 14.16 | 4.35 |
| 68 | 27.40 | 12.00 | 14.53 | 4.24 |
| 69 | 28.98 | 12.50 | 15.02 | 4.14 |
| 70 | 29.05 | 11.67 | 14.15 | 4.25 |
| 71 | 31.47 | 12.81 | 16.02 | 5.20 |
| 72 | 34.73 | 13.72 | 17.36 | 5.33 |
| 73 | 40.05 | 12.93 | 21.73 | 6.01 |
| 74 | 51.53 | 20.32 | 29.58 | 11.33 |
| 75 | 58.87 | 23.82 | 31.73 | 13.66 |
| 76 | 58.94 | 21.05 | 32.68 | 13.66 |
| 77 | 65.10 | 24.72 | 35.49 | 16.04 |
| 78 | 73.48 | 27.87 | 40.68 | 17.80 |
| 79 | 91.71 | 38.31 | 53.80 | 23.84 |
| 80 | 114.72 | 54.74 | 72.15 | 34.40 |
| 81 | 111.47 | 58.46 | 68.36 | 38.11 |
| 82 | 105.41 | 59.17 | 66.82 | 35.68 |

B. TAX

| YEAR | GASOLINE | KEROSENE | DISTILLATE | RESIDUAL |
|------|----------|----------|------------|----------|
| 60 | 20.54 | 4.78 | 3.00 | .76 |
| 61 | 20.22 | 5.42 | 3.11 | .77 |
| 62 | 17.24 | 4.80 | 5.21 | .75 |
| 63 | 16.84 | 4.21 | 5.20 | .74 |
| 64 | 17.07 | 4.61 | 5.24 | .75 |
| 65 | 18.36 | 4.76 | 5.43 | .78 |
| 66 | 18.89 | 4.89 | 5.57 | .81 |
| 67 | 19.73 | 5.04 | 5.70 | .84 |
| 68 | 19.50 | 5.02 | 6.03 | .85 |
| 69 | 20.32 | 5.66 | 6.60 | .89 |
| 70 | 20.57 | 4.63 | 5.64 | .84 |
| 71 | 21.47 | 4.98 | 6.05 | .83 |
| 72 | 23.64 | 5.30 | 6.60 | .82 |
| 73 | 26.53 | 2.55 | 7.41 | .75 |
| 74 | 30.85 | 3.38 | 12.44 | 1.08 |
| 75 | 35.21 | 3.83 | 13.34 | 1.54 |
| 76 | 33.97 | 1.50 | 12.79 | 1.45 |
| 77 | 37.14 | 1.93 | 13.06 | 1.95 |
| 78 | 42.49 | 2.81 | 15.94 | 2.32 |
| 79 | 50.35 | 3.70 | 19.66 | 2.97 |
| 80 | 58.54 | 4.38 | 22.83 | 4.69 |
| 81 | 55.52 | 3.91 | 20.47 | 4.77 |
| 82 | 53.45 | 4.38 | 19.96 | 5.02 |

NOTE: THESE RESULTS NEED NOT MATCH WITH THE FOLLOWING NET BACK COMPUTATIONS

I.U.S.A.: PETROLEUM PRODUCTS PRICES AND TAXES - RETAIL QUOTATIONS

US DOLLAR PER BARREL

| PRODUCT | | 62 | 63 | 64 | 65 | 66 | 67 |
|---------|---|-------|-------|-------|-------|-------|-------|
| AVG | P | .00 | .00 | .00 | .00 | .00 | .00 |
| | T | .00 | .00 | .00 | .00 | .00 | .00 |
| DOI | P | .00 | .00 | .00 | .00 | .00 | .00 |
| | T | .00 | .00 | .00 | .00 | .00 | .00 |
| DOI AG | P | .00 | .00 | .00 | .00 | .00 | .00 |
| | T | .00 | .00 | .00 | .00 | .00 | .00 |
| FO6 | P | .00 | .00 | .00 | .00 | .00 | .00 |
| | T | .00 | .00 | .00 | .00 | .00 | .00 |
| GOI HE | P | .00 | .00 | .00 | .00 | .00 | .00 |
| | T | .00 | .00 | .00 | .00 | .00 | .00 |
| JFU KE | P | .00 | .00 | .00 | .00 | .00 | .00 |
| | T | .00 | .00 | .00 | .00 | .00 | .00 |
| KEO | P | .00 | .00 | .00 | .00 | .00 | .00 |
| | T | .00 | .00 | .00 | .00 | .00 | .00 |
| PMG | P | .00 | .00 | .00 | 15.09 | 15.32 | 15.32 |
| | T | .00 | .00 | .00 | 4.39 | 4.41 | 4.46 |
| PMG UL | P | .00 | .00 | .00 | .00 | .00 | .00 |
| | T | .00 | .00 | .00 | .00 | .00 | .00 |
| RMG | P | 12.87 | 12.78 | 12.75 | 13.08 | 13.47 | 13.93 |
| | T | 4.32 | 4.33 | 4.36 | 4.39 | 4.41 | 4.46 |
| RMG UL | P | .00 | .00 | .00 | .00 | .00 | .00 |
| | T | .00 | .00 | .00 | .00 | .00 | .00 |

| PRODUCT | | 68 | 69 | 70 | 71 | 72 | 73 |
|---------|---|-------|-------|-------|-------|-------|-------|
| AVG | P | .00 | .00 | .00 | .00 | .00 | .00 |
| | T | .00 | .00 | .00 | .00 | .00 | .00 |
| DOI | P | .00 | .00 | .00 | .00 | .00 | .00 |
| | T | .00 | .00 | .00 | .00 | .00 | .00 |
| DOI AG | P | .00 | .00 | .00 | 8.32 | 8.47 | 8.79 |
| | T | .00 | .00 | .00 | 4.75 | 4.75 | 4.75 |
| FO6 | P | .00 | .00 | .00 | 3.37 | 3.64 | 3.64 |
| | T | .00 | .00 | .00 | .00 | .00 | .00 |
| GOI HE | P | .00 | .00 | .00 | .00 | .00 | .00 |
| | T | .00 | .00 | .00 | .00 | .00 | .00 |
| JFU KE | P | .00 | .00 | .00 | .00 | .00 | .00 |
| | T | .00 | .00 | .00 | .00 | .00 | .00 |
| KEO | P | .00 | .00 | .00 | 11.41 | 12.31 | 12.56 |
| | T | .00 | .00 | .00 | .10 | .10 | .10 |
| PMG | P | 15.32 | 15.32 | 15.99 | 17.32 | 18.13 | 18.71 |
| | T | 4.53 | 4.62 | 4.68 | 4.72 | 4.90 | 5.01 |
| PMG UL | P | .00 | .00 | .00 | .00 | .00 | .00 |
| | T | .00 | .00 | .00 | .00 | .00 | .00 |
| RMG | P | 14.16 | 14.62 | 14.99 | 15.30 | 15.17 | 16.39 |
| | T | 4.53 | 4.62 | 4.68 | 4.72 | 4.90 | 5.01 |
| RMG UL | P | .00 | .00 | .00 | .00 | .00 | .00 |
| | T | .00 | .00 | .00 | .00 | .00 | .00 |

I.U.S.A.: PETROLEUM PRODUCTS PRICES AND TAXES - RETAIL QUOTATIONS

US DOLLAR PER BARREL

| PRODUCT | | 74 | 75 | 76 | 77 | 78 | 79 |
|---------|---|-------|-------|-------|-------|-------|-------|
| AVG | P | .00 | 17.17 | 18.11 | 19.96 | 21.83 | 28.86 |
| | T | .00 | .00 | .00 | .00 | .00 | .00 |
| DOI | P | .00 | .00 | 14.57 | 16.51 | 16.91 | 26.27 |
| | T | .00 | .00 | .00 | .00 | .00 | .00 |
| DOI AG | P | 11.97 | 18.30 | 25.93 | 26.09 | 26.68 | 27.40 |
| | T | 4.75 | 4.87 | 5.04 | 5.04 | 5.21 | 5.64 |
| FO6 | P | 6.80 | 11.30 | 11.46 | 13.22 | 12.77 | 18.90 |
| | T | .00 | .00 | .00 | .00 | .00 | .00 |
| GOI HE | P | 14.70 | 15.87 | 16.87 | 19.36 | 20.67 | 29.72 |
| | T | .00 | .00 | .00 | .00 | .00 | .00 |
| JFU KE | P | .00 | .00 | 13.09 | 15.02 | 16.34 | 23.19 |
| | T | .00 | .00 | .00 | .00 | .00 | .00 |
| KEO | P | 16.12 | 22.08 | 24.13 | 25.12 | 22.13 | 25.61 |
| | T | .10 | .11 | .13 | .13 | .00 | .00 |
| PMG | P | 21.72 | 25.54 | 26.77 | 28.59 | 29.61 | 38.75 |
| | T | 5.12 | 5.12 | 5.25 | 5.34 | 5.64 | 6.90 |
| PMG UL | P | .00 | .00 | .00 | .00 | 30.51 | 40.77 |
| | T | .00 | .00 | .00 | .00 | 5.64 | 6.90 |
| RMG | P | 22.10 | 23.58 | 24.66 | 26.22 | 26.91 | 36.58 |
| | T | 5.12 | 5.12 | 5.25 | 5.34 | 5.64 | 6.90 |
| RMG UL | P | .00 | .00 | 26.22 | 27.89 | 28.70 | 38.54 |
| | T | .00 | .00 | 5.25 | 5.34 | 5.64 | 6.90 |

| PRODUCT | | 80 | 81 | 82 |
|---------|---|-------|-------|-------|
| AVG | P | 45.80 | 55.19 | 55.70 |
| | T | .00 | .00 | .00 |
| DOI | P | 36.67 | 44.34 | 42.06 |
| | T | .00 | .00 | .00 |
| DOI AG | P | 41.19 | 53.76 | 52.63 |
| | T | 5.88 | 5.88 | 6.30 |
| FO6 | P | 26.00 | 32.35 | 29.17 |
| | T | .00 | .00 | .00 |
| GOI HE | P | 41.03 | 50.83 | 49.39 |
| | T | .00 | .00 | .00 |
| JFU KE | P | 36.77 | 43.30 | 40.70 |
| | T | .00 | .00 | .00 |
| KEO | P | 37.82 | 47.61 | 45.01 |
| | T | .00 | .00 | .00 |
| PMG | P | 53.82 | 60.43 | 59.50 |
| | T | 7.77 | 8.53 | 10.36 |
| PMG UL | P | 56.03 | .00 | .00 |
| | T | 7.77 | .00 | .00 |
| RMG | P | 50.19 | 55.05 | 51.33 |
| | T | 7.77 | 8.53 | 8.39 |
| RMG UL | P | 52.45 | 57.89 | 54.41 |
| | T | 7.77 | 8.53 | 8.59 |

NOTE: 0 INDICATES MISSING OBSERVATIONS

II.U.S.A.: PETROLEUM PRODUCTS PRICES AND TAXES - WHOLESALE QUOTATIONS

US DOLLAR PER BARREL

| PRODUCT | | 61 | 62 | 63 | 64 | 65 | 66 |
|---------|---|------|-------|-------|-------|-------|-------|
| AVG | P | .00 | .00 | .00 | .00 | .00 | .00 |
| | T | .00 | .00 | .00 | .00 | .00 | .00 |
| DOI | P | .00 | .00 | .00 | .00 | .00 | .00 |
| | T | .00 | .00 | .00 | .00 | .00 | .00 |
| DOI FL | P | .00 | 3.83 | 3.86 | 3.63 | 3.80 | 3.82 |
| | T | .00 | .00 | .00 | .00 | .00 | .00 |
| FO6 | P | .00 | 2.01 | 1.94 | 1.89 | 2.02 | 1.99 |
| | T | .00 | .00 | .00 | .00 | .00 | .00 |
| GOI HE | P | .00 | .00 | .00 | .00 | .00 | .00 |
| | T | .00 | .00 | .00 | .00 | .00 | .00 |
| JFU KE | P | .00 | .00 | .00 | .00 | .00 | .00 |
| | T | .00 | .00 | .00 | .00 | .00 | .00 |
| KEO | P | 4.83 | 4.80 | 4.83 | 4.59 | 4.74 | 4.83 |
| | T | .00 | .00 | .00 | .00 | .00 | .00 |
| PMG | P | .00 | .00 | .00 | .00 | .00 | .00 |
| | T | .00 | .00 | .00 | .00 | .00 | .00 |
| PMG UL | P | .00 | .00 | .00 | .00 | .00 | .00 |
| | T | .00 | .00 | .00 | .00 | .00 | .00 |
| RMG | P | .00 | 12.48 | 12.43 | 12.44 | 12.62 | 12.69 |
| | T | .00 | 4.32 | 4.33 | 4.36 | 4.39 | 4.41 |
| RMG UL | P | .00 | .00 | .00 | .00 | .00 | .00 |
| | T | .00 | .00 | .00 | .00 | .00 | .00 |

| PRODUCT | | 67 | 68 | 69 | 70 | 71 | 72 |
|---------|---|-------|-------|-------|-------|-------|-------|
| AVG | P | .00 | .00 | .00 | .00 | .00 | .00 |
| | T | .00 | .00 | .00 | .00 | .00 | .00 |
| DOI | P | .00 | .00 | .00 | .00 | .00 | .00 |
| | T | .00 | .00 | .00 | .00 | .00 | .00 |
| DOI FL | P | 4.08 | 4.13 | 4.23 | 4.39 | 4.51 | 4.46 |
| | T | .00 | .00 | .00 | .00 | .00 | .00 |
| FO6 | P | 1.90 | 1.81 | 1.76 | 2.58 | 3.26 | 3.19 |
| | T | .00 | .00 | .00 | .00 | .00 | .00 |
| GOI HE | P | .00 | .00 | .00 | .00 | .00 | .00 |
| | T | .00 | .00 | .00 | .00 | .00 | .00 |
| JFU KE | P | .00 | .00 | .00 | .00 | .00 | .00 |
| | T | .00 | .00 | .00 | .00 | .00 | .00 |
| KEO | P | 5.02 | 5.05 | 5.03 | 5.22 | 5.42 | 5.41 |
| | T | .00 | .00 | .00 | .00 | .00 | .00 |
| PMG | P | .00 | .00 | .00 | .00 | .00 | .00 |
| | T | .00 | .00 | .00 | .00 | .00 | .00 |
| PMG UL | P | .00 | .00 | .00 | .00 | .00 | .00 |
| | T | .00 | .00 | .00 | .00 | .00 | .00 |
| RMG | P | 12.89 | 12.91 | 13.19 | 13.54 | 14.77 | 15.14 |
| | T | 4.46 | 4.53 | 4.62 | 4.68 | 4.72 | 4.90 |
| RMG UL | P | .00 | .00 | .00 | .00 | .00 | .00 |
| | T | .00 | .00 | .00 | .00 | .00 | .00 |

II.U.S.A.: PETROLEUM PRODUCTS PRICES AND TAXES - WHOLESALE QUOTATIONS

US DOLLAR PER BARREL

| PRODUCT | | 73 | 74 | 75 | 76 | 77 | 78 |
|---------|---|-------|-------|-------|-------|-------|-------|
| AVG | P | .00 | .00 | 17.10 | 17.89 | 19.58 | 21.37 |
| | T | .00 | .00 | .00 | .00 | .00 | .00 |
| DOI | P | .00 | .00 | .00 | 13.40 | 15.16 | 15.58 |
| | T | .00 | .00 | .00 | .00 | .00 | .00 |
| DOI FL | P | 5.30 | 9.48 | 10.96 | 12.76 | 14.45 | 14.98 |
| | T | .00 | .00 | .00 | .00 | .00 | .00 |
| FO6 | P | 3.55 | 8.58 | 9.52 | 10.60 | 12.00 | 11.51 |
| | T | .00 | .00 | .00 | .00 | .00 | .00 |
| GOI HE | P | .00 | 11.42 | 12.78 | 13.58 | 15.56 | 16.17 |
| | T | .00 | .00 | .00 | .00 | .00 | .00 |
| JFU KE | P | .00 | .00 | 12.86 | 13.58 | 15.39 | 16.34 |
| | T | .00 | .00 | .00 | .00 | .00 | .00 |
| KEO | P | 5.91 | 10.09 | 11.51 | 13.30 | 15.04 | 15.68 |
| | T | .00 | .00 | .00 | .00 | .00 | .00 |
| PMG | P | .00 | .00 | .00 | 25.47 | 27.15 | 28.14 |
| | T | .00 | .00 | .00 | 5.25 | 5.34 | 5.64 |
| PMG UL | P | .00 | .00 | .00 | .00 | .00 | 29.04 |
| | T | .00 | .00 | .00 | .00 | .00 | 5.64 |
| RMG | P | 16.21 | 20.80 | 22.69 | 23.26 | 24.45 | 25.08 |
| | T | 5.01 | 5.12 | 5.12 | 5.25 | 5.34 | 5.64 |
| RMG UL | P | .00 | .00 | .00 | .00 | .00 | 27.16 |
| | T | .00 | .00 | .00 | .00 | .00 | 5.64 |

| PRODUCT | | 79 | 80 | 81 | 82 |
|---------|---|-------|-------|-------|-------|
| AVG | P | 28.61 | 44.78 | 50.11 | 49.11 |
| | T | .00 | .00 | .00 | .00 |
| DOI | P | 24.46 | 34.07 | 41.41 | 38.76 |
| | T | .00 | .00 | .00 | .00 |
| DOI FL | P | 22.89 | .00 | .00 | .00 |
| | T | .00 | .00 | .00 | .00 |
| FO6 | P | 17.91 | 23.18 | 28.60 | 26.59 |
| | T | .00 | .00 | .00 | .00 |
| GOI HE | P | 24.32 | 35.70 | 43.23 | 40.63 |
| | T | .00 | .00 | .00 | .00 |
| JFU KE | P | 17.72 | 36.75 | 42.81 | 40.51 |
| | T | .00 | .00 | .00 | .00 |
| KEO | P | 26.99 | 35.38 | 43.58 | 41.42 |
| | T | .00 | .00 | .00 | .00 |
| PMG | P | 33.58 | 48.69 | 55.46 | 54.23 |
| | T | 6.90 | 7.77 | 8.53 | 10.42 |
| PMG UL | P | 39.19 | 53.73 | .00 | .00 |
| | T | 6.90 | 7.77 | .00 | .00 |
| RMG | P | 33.02 | 45.81 | 50.98 | 47.70 |
| | T | 6.90 | 7.77 | 8.53 | 8.39 |
| RMG UL | P | 33.77 | 47.24 | 53.25 | 49.88 |
| | T | 6.90 | 7.77 | 8.53 | 8.59 |

NOTE: 0 INDICATES MISSING OBSERVATIONS

U.S.A.: AVERAGE RETAIL PRICES AND TAXES FOR MAIN GROUPS OF PRODUCTS

US DOLLAR PER BARREL

A. PRICE

| YEAR | GASOLINE | KEROSENE | DISTILLATE | RESIDUAL |
|------|----------|----------|------------|----------|
| 60 | .00 | .00 | .00 | .00 |
| 61 | .00 | 4.83 | .00 | .00 |
| 62 | 12.87 | 4.80 | 3.83 | 2.01 |
| 63 | 12.78 | 4.83 | 3.86 | 1.94 |
| 64 | 12.75 | 4.59 | 3.63 | 1.89 |
| 65 | 14.09 | 4.74 | 3.80 | 2.02 |
| 66 | 14.40 | 4.83 | 3.82 | 1.99 |
| 67 | 14.62 | 5.02 | 4.08 | 1.90 |
| 68 | 14.74 | 5.05 | 4.13 | 1.81 |
| 69 | 14.97 | 5.03 | 4.23 | 1.76 |
| 70 | 15.49 | 5.22 | 4.39 | 2.58 |
| 71 | 16.31 | 11.41 | 8.32 | 3.37 |
| 72 | 16.65 | 12.31 | 8.47 | 3.64 |
| 73 | 17.55 | 12.56 | 8.79 | 3.64 |
| 74 | 21.91 | 16.12 | 12.05 | 6.80 |
| 75 | 24.56 | 22.08 | 18.30 | 11.30 |
| 76 | 25.88 | 24.13 | 25.93 | 11.46 |
| 77 | 27.57 | 25.12 | 26.09 | 13.22 |
| 78 | 27.51 | 19.24 | 26.68 | 12.77 |
| 79 | 36.70 | 24.40 | 27.40 | 18.90 |
| 80 | 51.66 | 37.29 | 41.19 | 26.00 |
| 81 | 57.14 | 45.46 | 53.76 | 32.35 |
| 82 | 55.23 | 42.85 | 52.63 | 29.17 |

B. TAX

| YEAR | GASOLINE | KEROSENE | DISTILLATE | RESIDUAL |
|------|----------|----------|------------|----------|
| 60 | .00 | .00 | .00 | .00 |
| 61 | .00 | .00 | .00 | .00 |
| 62 | 4.32 | .00 | .00 | .00 |
| 63 | 4.33 | .00 | .00 | .00 |
| 64 | 4.36 | .00 | .00 | .00 |
| 65 | 4.39 | .00 | .00 | .00 |
| 66 | 4.41 | .00 | .00 | .00 |
| 67 | 4.46 | .00 | .00 | .00 |
| 68 | 4.53 | .00 | .00 | .00 |
| 69 | 4.62 | .00 | .00 | .00 |
| 70 | 4.68 | .00 | .00 | .00 |
| 71 | 4.72 | .10 | 4.75 | .00 |
| 72 | 4.90 | .10 | 4.75 | .00 |
| 73 | 5.01 | .10 | 4.75 | .00 |
| 74 | 5.12 | .10 | 4.75 | .00 |
| 75 | 5.12 | .11 | 4.87 | .00 |
| 76 | 5.25 | .13 | 5.04 | .00 |
| 77 | 5.34 | .13 | 5.04 | .00 |
| 78 | 5.64 | .00 | 5.21 | .00 |
| 79 | 6.90 | .00 | 5.64 | .00 |
| 80 | 7.77 | .00 | 5.88 | .00 |
| 81 | 8.53 | .00 | 5.88 | .00 |
| 82 | 9.11 | .00 | 6.30 | .00 |

FINAL ANALYSIS FOR: U.S.A.

US DOLLAR PER BARREL

| YEAR | R E T A I L | | W H O L E S A L E | |
|------|-------------|------|-------------------|------|
| | PRICE | TAX | PRICE | TAX |
| 62 | 8.16 | .00 | 7.96 | .00 |
| 63 | 8.16 | .00 | 7.98 | .00 |
| 64 | 8.21 | .00 | 8.04 | .00 |
| 65 | 8.78 | .00 | 8.67 | .00 |
| 66 | 8.92 | .00 | 8.72 | .00 |
| 67 | 9.03 | .00 | 8.77 | .00 |
| 68 | 9.10 | .00 | 8.79 | .00 |
| 69 | 9.20 | .00 | 8.85 | .00 |
| 70 | 9.63 | .00 | 9.27 | .00 |
| 71 | 11.66 | 3.37 | 10.89 | 3.37 |
| 72 | 11.91 | 3.46 | 11.15 | 3.46 |
| 73 | 12.32 | 3.49 | 11.65 | 3.49 |
| 74 | 16.29 | 3.57 | 15.77 | 3.57 |
| 75 | 20.53 | 3.68 | 19.10 | 3.68 |
| 76 | 22.82 | 3.77 | 21.45 | 3.77 |
| 77 | 24.04 | 3.79 | 21.73 | 3.79 |
| 78 | 23.62 | 4.27 | 22.44 | 4.27 |
| 79 | 29.95 | 5.08 | 28.09 | 5.08 |
| 80 | 43.10 | 5.67 | 40.65 | 5.67 |
| 81 | 51.06 | 6.29 | 47.77 | 6.29 |
| 82 | 49.04 | 6.72 | 45.82 | 6.73 |

CALCULATION OF EX TAX PRICES AND DEALER MARGIN

| YEAR | RETAIL | WHOLESALE | DEALER |
|------|--------|-----------|--------|
| 62 | .00 | .00 | .20 |
| 63 | .00 | .00 | .18 |
| 64 | .00 | .00 | .16 |
| 65 | .00 | .00 | .12 |
| 66 | .00 | .00 | .20 |
| 67 | .00 | .00 | .26 |
| 68 | .00 | .00 | .31 |
| 69 | .00 | .00 | .35 |
| 70 | .00 | .00 | .36 |
| 71 | 8.29 | 7.52 | .76 |
| 72 | 8.46 | 7.69 | .77 |
| 73 | 8.84 | 8.17 | .67 |
| 74 | 12.71 | 12.19 | .52 |
| 75 | 16.85 | 15.43 | 1.43 |
| 76 | 19.05 | 17.68 | 1.37 |
| 77 | 20.25 | 17.94 | 2.31 |
| 78 | 19.35 | 18.17 | 1.18 |
| 79 | 24.87 | 23.01 | 1.86 |
| 80 | 37.43 | 34.98 | 2.45 |
| 81 | 44.78 | 41.48 | 3.30 |
| 82 | 42.32 | 39.09 | 3.23 |

NOTE:0 INDICATES LACK OF DATA

I. CANADA: PETROLEUM PRODUCTS PRICES AND TAXES - RETAIL QUOTATIONS

US DOLLAR PER BARREL

| PRODUCT | | 62 | 63 | 64 | 65 | 66 | 67 |
|---------|---|-------|-------|-------|-------|-------|-------|
| DOI | P | 6.39 | 6.26 | 5.94 | 5.81 | 5.81 | 5.96 |
| | T | .00 | .00 | .00 | .00 | .00 | .00 |
| DOI AG | P | .00 | .00 | .00 | .00 | .00 | .00 |
| | T | .00 | .00 | .00 | .00 | .00 | .00 |
| DOI ST | P | 6.81 | 6.48 | 6.49 | 6.46 | 6.46 | 6.55 |
| | T | .00 | .00 | .00 | .00 | .00 | .00 |
| FO2 HH | P | 5.61 | 5.64 | 5.61 | 5.61 | 5.55 | 5.64 |
| | T | .00 | .00 | .00 | .00 | .00 | .00 |
| FO6 C | P | .00 | .00 | .00 | .00 | .00 | .00 |
| | T | .00 | .00 | .00 | .00 | .00 | .00 |
| KEO HH | P | .00 | 7.44 | 7.39 | 7.29 | .00 | .00 |
| | T | .00 | .00 | .00 | .00 | .00 | .00 |
| PMG | P | .00 | .00 | .00 | .00 | .00 | .00 |
| | T | .00 | .00 | .00 | .00 | .00 | .00 |
| RMG | P | 13.53 | 13.42 | 13.56 | 13.63 | 14.21 | 14.59 |
| | T | .00 | 4.09 | 4.09 | 4.09 | 4.09 | 4.09 |
| RMG UL | P | .00 | .00 | .00 | .00 | .00 | .00 |
| | T | .00 | .00 | .00 | .00 | .00 | .00 |

| PRODUCT | | 68 | 69 | 70 | 71 | 72 | 73 |
|---------|---|-------|-------|-------|-------|-------|-------|
| DOI | P | 6.04 | 6.20 | 6.74 | 7.52 | 8.16 | 9.41 |
| | T | .00 | .00 | .00 | .00 | .00 | .00 |
| DOI AG | P | .00 | .00 | .00 | .00 | .00 | .00 |
| | T | .00 | .00 | .00 | .00 | .00 | .00 |
| DOI ST | P | 6.66 | 6.88 | 7.45 | 8.42 | 9.04 | 10.21 |
| | T | .00 | .00 | .00 | .00 | .00 | .00 |
| FO2 HH | P | 5.94 | 6.00 | 6.41 | 7.34 | 7.95 | 9.09 |
| | T | .00 | .00 | .00 | .00 | .00 | .00 |
| FO6 C | P | .00 | .00 | .00 | 5.60 | 4.48 | 4.48 |
| | T | .00 | .00 | .00 | .28 | .22 | .33 |
| KEO HH | P | .00 | .00 | .00 | .00 | .00 | .00 |
| | T | .00 | .00 | .00 | .00 | .00 | .00 |
| PMG | P | 17.18 | 17.40 | 18.41 | 19.57 | 20.31 | 21.20 |
| | T | 4.09 | 4.09 | 5.45 | 7.60 | 8.10 | 7.93 |
| RMG | P | 15.16 | 15.42 | 16.40 | 17.84 | 18.51 | 19.38 |
| | T | 4.09 | 4.09 | 5.45 | 7.60 | 8.19 | 8.87 |
| RMG UL | P | .00 | .00 | .00 | .00 | .00 | .00 |
| | T | .00 | .00 | .00 | .00 | .00 | .00 |

I. CANADA: PETROLEUM PRODUCTS PRICES AND TAXES - RETAIL QUOTATIONS

US DOLLAR PER BARREL

| PRODUCT | | 74 | 75 | 76 | 77 | 78 | 79 |
|---------|---|-------|-------|-------|-------|-------|-------|
| DOI | P | 12.37 | 13.96 | 16.67 | 18.20 | 19.00 | 20.13 |
| | T | .00 | .00 | .00 | .00 | 7.93 | 7.49 |
| DOI AG | P | .00 | .00 | 25.81 | 24.06 | 25.04 | 29.63 |
| | T | .00 | .00 | 12.25 | 11.04 | 7.93 | 8.56 |
| DOI ST | P | 13.05 | 14.41 | 16.92 | 18.33 | 19.07 | 20.40 |
| | T | .00 | .00 | .00 | .00 | 7.93 | 7.49 |
| FO2 HH | P | 11.80 | 12.93 | 15.40 | 16.55 | 17.45 | 19.17 |
| | T | .00 | .00 | .00 | .00 | .00 | .00 |
| FO6 C | P | 6.54 | 9.70 | 10.67 | 11.01 | 12.10 | 13.49 |
| | T | .47 | .26 | .00 | .00 | .00 | .00 |
| KEO HH | P | 15.92 | 12.70 | 15.68 | 18.89 | 24.95 | 33.68 |
| | T | .93 | .00 | .00 | .00 | .00 | .00 |
| PMG | P | 24.31 | 26.89 | 30.86 | 31.19 | 30.37 | 31.51 |
| | T | 8.68 | 9.99 | 11.48 | 10.94 | 10.78 | 10.35 |
| RMG | P | 22.41 | 24.93 | 28.73 | 28.92 | 28.08 | 29.68 |
| | T | 9.75 | 9.83 | 11.31 | 10.78 | 10.51 | 9.93 |
| RMG UL | P | .00 | .00 | .00 | .00 | .00 | .00 |
| | T | .00 | .00 | .00 | .00 | .00 | .00 |

| PRODUCT | | 80 | 81 | 82 |
|---------|---|-------|-------|-------|
| DOI | P | 24.11 | .00 | .00 |
| | T | 7.10 | .00 | .00 |
| DOI AG | P | 31.90 | 34.19 | 41.02 |
| | T | 9.79 | 10.44 | 10.15 |
| DOI ST | P | 24.17 | .00 | .00 |
| | T | 7.34 | .00 | .00 |
| FO2 HH | P | 22.71 | 31.03 | 36.61 |
| | T | .00 | .00 | .00 |
| FO6 C | P | 17.52 | 26.46 | 32.18 |
| | T | .00 | .00 | .00 |
| KEO HH | P | 32.56 | 33.03 | 39.22 |
| | T | .00 | .00 | .00 |
| PMG | P | 37.87 | 48.82 | 57.81 |
| | T | 10.41 | 10.92 | 14.36 |
| RMG | P | 34.19 | 46.58 | 52.56 |
| | T | 10.01 | 10.53 | 14.36 |
| RMG UL | P | .00 | 47.28 | 55.86 |
| | T | .00 | 10.52 | 14.36 |

NOTE: 0 INDICATES MISSING OBSERVATIONS

CANADA: AVERAGE RETAIL PRICES AND TAXES FOR MAIN GROUPS OF PRODUCTS

US DOLLAR PER BARREL

A. PRICE

| YEAR | GASOLINE | KEROSENE | DISTILLATE | RESIDUAL |
|------|----------|----------|------------|----------|
| 60 | .00 | .00 | .00 | .00 |
| 61 | .00 | .00 | .00 | .00 |
| 62 | 13.53 | .00 | 6.60 | 5.61 |
| 63 | 13.42 | 7.44 | 6.37 | 5.64 |
| 64 | 13.56 | 7.39 | 6.21 | 5.61 |
| 65 | 13.63 | 7.29 | 6.13 | 5.61 |
| 66 | 14.21 | .00 | 6.13 | 5.55 |
| 67 | 14.59 | .00 | 6.26 | 5.64 |
| 68 | 16.17 | .00 | 6.35 | 5.94 |
| 69 | 16.41 | .00 | 6.54 | 6.00 |
| 70 | 17.41 | .00 | 7.09 | 6.41 |
| 71 | 18.70 | .00 | 7.97 | 6.47 |
| 72 | 19.41 | .00 | 8.60 | 6.21 |
| 73 | 20.29 | .00 | 9.81 | 6.79 |
| 74 | 23.36 | 15.92 | 12.71 | 9.17 |
| 75 | 25.91 | 12.70 | 14.18 | 11.31 |
| 76 | 29.80 | 15.68 | 25.81 | 13.03 |
| 77 | 30.06 | 18.89 | 24.06 | 13.78 |
| 78 | 29.22 | 24.95 | 21.04 | 14.77 |
| 79 | 30.60 | 33.68 | 23.39 | 16.33 |
| 80 | 36.03 | 32.56 | 26.73 | 20.11 |
| 81 | 47.56 | 33.03 | 34.19 | 28.74 |
| 82 | 55.41 | 39.22 | 41.02 | 34.39 |

B. TAX

| YEAR | GASOLINE | KEROSENE | DISTILLATE | RESIDUAL |
|------|----------|----------|------------|----------|
| 60 | .00 | .00 | .00 | .00 |
| 61 | .00 | .00 | .00 | .00 |
| 62 | .00 | .00 | .00 | .00 |
| 63 | 4.09 | .00 | .00 | .00 |
| 64 | 4.09 | .00 | .00 | .00 |
| 65 | 4.09 | .00 | .00 | .00 |
| 66 | 4.09 | .00 | .00 | .00 |
| 67 | 4.09 | .00 | .00 | .00 |
| 68 | 4.09 | .00 | .00 | .00 |
| 69 | 4.09 | .00 | .00 | .00 |
| 70 | 5.45 | .00 | .00 | .00 |
| 71 | 7.60 | .00 | .00 | .28 |
| 72 | 8.14 | .00 | .00 | .22 |
| 73 | 8.40 | .00 | .00 | .33 |
| 74 | 9.22 | .93 | .00 | .47 |
| 75 | 9.91 | .00 | .00 | .26 |
| 76 | 11.40 | .00 | 12.25 | .00 |
| 77 | 10.86 | .00 | 11.04 | .00 |
| 78 | 10.64 | .00 | 7.93 | .00 |
| 79 | 10.14 | .00 | 7.85 | .00 |
| 80 | 10.21 | .00 | 8.08 | .00 |
| 81 | 10.66 | .00 | 10.44 | .00 |
| 82 | 14.36 | .00 | 10.15 | .00 |

FINAL ANALYSIS FOR: CANADA

US DOLLAR PER BARREL

| YEAR | R E T A I L | | W H O L E S A L E | |
|------|-------------|------|-------------------|-----|
| | PRICE | TAX | PRICE | TAX |
| 62 | 9.33 | .00 | | |
| 63 | 9.07 | .00 | | |
| 64 | 8.96 | .00 | | |
| 65 | 8.88 | .00 | | |
| 66 | 9.25 | .00 | | |
| 67 | 9.44 | .00 | | |
| 68 | 10.16 | .00 | | |
| 69 | 10.29 | .00 | | |
| 70 | 11.01 | .00 | | |
| 71 | 11.92 | .00 | | |
| 72 | 12.37 | .00 | | |
| 73 | 13.55 | .00 | | |
| 74 | 16.41 | .00 | | |
| 75 | 18.40 | .00 | | |
| 76 | 23.99 | 8.46 | | |
| 77 | 23.99 | 7.87 | | |
| 78 | 23.48 | 6.99 | | |
| 79 | 25.70 | 6.94 | | |
| 80 | 29.93 | 7.16 | | |
| 81 | 39.24 | 8.09 | | |
| 82 | 46.29 | 9.68 | | |

CALCULATION OF EX TAX PRICES AND DEALER MARGIN

| YEAR | RETAIL | WHOLESALE | DEALER |
|------|--------|-----------|--------|
| 76 | 15.53 | | |
| 77 | 16.11 | | |
| 78 | 16.49 | | |
| 79 | 18.76 | | |
| 80 | 22.78 | | |
| 81 | 31.15 | | |
| 82 | 36.61 | | |

NOTE: 0 INDICATES LACK OF DATA

I. JAPAN: PETROLEUM PRODUCTS PRICES AND TAXES - RETAIL QUOTATIONS

US DOLLAR PER BARREL

| PRODUCT | | 71 | 72 | 73 | 74 | 75 | 76 |
|---------|---|-------|-------|-------|-------|-------|-------|
| KEO | P | 10.37 | 10.75 | 13.22 | 17.45 | 20.22 | 22.73 |
| | T | .00 | .00 | .00 | .00 | .00 | .00 |
| RMG | P | 26.42 | 30.43 | 38.90 | 53.12 | 60.25 | 63.55 |
| | T | 14.22 | 16.18 | 18.13 | 19.16 | 19.65 | 19.66 |

| PRODUCT | | 77 | 78 | 79 | 80 | 81 | 82 |
|---------|---|-------|-------|-------|--------|--------|--------|
| KEO | P | 26.13 | 32.10 | 37.77 | 60.44 | 65.37 | 63.66 |
| | T | .00 | .00 | .00 | .00 | .00 | .00 |
| RMG | P | 72.11 | 82.86 | 90.28 | 108.94 | 113.27 | 110.01 |
| | T | 21.78 | 33.79 | 40.40 | 43.10 | 44.26 | 39.56 |

NOTE: 0 INDICATES MISSING OBSERVATIONS

II. JAPAN: PETROLEUM PRODUCTS PRICES AND TAXES - WHOLESALE QUOTATIONS

US DOLLAR PER BARREL

| PRODUCT | | 70 | 71 | 72 | 73 | 74 | 75 |
|---------|---|-------|-------|-------|-------|-------|-------|
| FO1 A | P | 4.48 | 5.29 | 5.97 | 8.36 | 13.53 | 16.76 |
| | T | .42 | .44 | 1.40 | 1.90 | 1.76 | 1.73 |
| FO2 B | P | 3.17 | 3.91 | 4.50 | 5.44 | 9.96 | 12.57 |
| | T | .32 | .34 | 1.28 | 1.77 | 1.64 | 1.61 |
| FO5 C | P | 2.84 | 3.52 | 3.99 | 4.77 | 8.97 | 11.29 |
| | T | .29 | .30 | 1.25 | 1.73 | 1.60 | 1.58 |
| GOI | P | 10.08 | 8.96 | 11.91 | 13.23 | 18.01 | 25.89 |
| | T | 7.50 | 7.79 | 8.86 | 9.93 | 9.19 | 9.05 |
| JFU | P | 5.02 | 5.60 | 6.56 | 7.73 | 11.65 | 13.87 |
| | T | 1.35 | 1.40 | 3.65 | 5.81 | 6.72 | 6.97 |
| KEO | P | 5.32 | 6.28 | 6.62 | 8.20 | 10.45 | 15.59 |
| | T | .00 | .00 | .00 | .00 | .00 | .00 |
| RMG | P | 18.30 | 20.04 | 23.26 | 28.50 | 41.78 | 47.49 |
| | T | 13.70 | 14.22 | 16.18 | 18.13 | 19.16 | 19.65 |

| PRODUCT | | 76 | 77 | 78 | 79 | 80 | 81 |
|---------|---|-------|-------|-------|-------|-------|--------|
| FO1 A | P | 18.06 | 19.98 | 23.02 | 27.52 | 47.23 | 54.50 |
| | T | 1.73 | 1.97 | 2.98 | 3.29 | 3.88 | 4.18 |
| FO2 B | P | 15.02 | 17.96 | 21.84 | 26.63 | 46.46 | 53.75 |
| | T | 1.61 | 1.84 | 2.78 | 3.09 | 3.69 | 3.99 |
| FO5 C | P | 12.57 | 13.93 | 16.35 | 16.95 | 33.81 | 40.05 |
| | T | 1.58 | 1.79 | 2.45 | 2.71 | 3.21 | 3.48 |
| GOI | P | 28.45 | 33.18 | 39.18 | 45.47 | 67.14 | 75.05 |
| | T | 10.88 | 12.71 | 17.13 | 19.08 | 20.71 | 21.45 |
| JFU | P | 15.87 | 18.68 | 23.05 | 25.07 | 41.89 | 46.43 |
| | T | 6.97 | 7.72 | 10.05 | 10.31 | 10.57 | 18.41 |
| KEO | P | 17.83 | 20.18 | 22.94 | 26.83 | 46.34 | 54.14 |
| | T | .00 | .00 | .00 | .00 | .00 | .00 |
| RMG | P | 51.03 | 58.76 | 69.17 | 78.25 | 99.61 | 108.22 |
| | T | 19.66 | 21.78 | 33.52 | 39.99 | 42.79 | 44.09 |

| PRODUCT | | 82 |
|---------|---|--------|
| FO1 A | P | 55.57 |
| | T | 3.95 |
| FO2 B | P | 55.04 |
| | T | 3.79 |
| FO5 C | P | 37.27 |
| | T | 3.14 |
| GOI | P | 73.92 |
| | T | 19.27 |
| JFU | P | 46.05 |
| | T | 18.85 |
| KEO | P | 55.03 |
| | T | .00 |
| RMG | P | 103.12 |
| | T | 39.33 |

NOTE: 0 INDICATES MISSING OBSERVATIONS

JAPAN: AVERAGE RETAIL PRICES AND TAXES FOR MAIN GROUPS OF PRODUCTS

US DOLLAR PER BARREL

A. PRICE

| YEAR | GASOLINE | KEROSENE | DISTILLATE | RESIDUAL |
|------|----------|----------|------------|----------|
| 60 | .00 | .00 | .00 | .00 |
| 61 | .00 | .00 | .00 | .00 |
| 62 | .00 | .00 | .00 | .00 |
| 63 | .00 | .00 | .00 | .00 |
| 64 | .00 | .00 | .00 | .00 |
| 65 | .00 | .00 | .00 | .00 |
| 66 | .00 | .00 | .00 | .00 |
| 67 | .00 | .00 | .00 | .00 |
| 68 | .00 | .00 | .00 | .00 |
| 69 | .00 | .00 | .00 | .00 |
| 70 | 18.30 | 5.17 | 10.08 | 3.50 |
| 71 | 26.42 | 7.99 | 8.96 | 4.24 |
| 72 | 30.43 | 8.66 | 11.91 | 4.82 |
| 73 | 38.90 | 10.48 | 13.23 | 6.19 |
| 74 | 53.12 | 14.55 | 18.01 | 10.82 |
| 75 | 60.25 | 17.04 | 25.89 | 13.54 |
| 76 | 63.55 | 19.30 | 28.45 | 15.22 |
| 77 | 72.11 | 22.41 | 33.18 | 17.29 |
| 78 | 82.86 | 27.58 | 39.18 | 20.40 |
| 79 | 90.28 | 31.42 | 45.47 | 23.70 |
| 80 | 108.94 | 51.17 | 67.14 | 42.50 |
| 81 | 113.27 | 55.90 | 75.05 | 49.43 |
| 82 | 110.01 | 54.86 | 73.92 | 49.29 |

B. TAX

| YEAR | GASOLINE | KEROSENE | DISTILLATE | RESIDUAL |
|------|----------|----------|------------|----------|
| 60 | .00 | .00 | .00 | .00 |
| 61 | .00 | .00 | .00 | .00 |
| 62 | .00 | .00 | .00 | .00 |
| 63 | .00 | .00 | .00 | .00 |
| 64 | .00 | .00 | .00 | .00 |
| 65 | .00 | .00 | .00 | .00 |
| 66 | .00 | .00 | .00 | .00 |
| 67 | .00 | .00 | .00 | .00 |
| 68 | .00 | .00 | .00 | .00 |
| 69 | .00 | .00 | .00 | .00 |
| 70 | 13.70 | 1.35 | 7.50 | .35 |
| 71 | 14.22 | 1.40 | 7.79 | .36 |
| 72 | 16.18 | 3.65 | 8.86 | 1.31 |
| 73 | 18.13 | 5.81 | 9.93 | 1.80 |
| 74 | 19.16 | 6.72 | 9.19 | 1.67 |
| 75 | 19.65 | 6.97 | 9.05 | 1.64 |
| 76 | 19.66 | 6.97 | 10.88 | 1.64 |
| 77 | 21.78 | 7.72 | 12.71 | 1.87 |
| 78 | 33.79 | 10.05 | 17.13 | 2.74 |
| 79 | 40.40 | 10.31 | 19.08 | 3.03 |
| 80 | 43.10 | 10.57 | 20.71 | 3.59 |
| 81 | 44.26 | 18.41 | 21.45 | 3.88 |
| 82 | 39.56 | 18.85 | 19.27 | 3.63 |

FINAL ANALYSIS FOR: JAPAN

US DOLLAR PER BARREL

| YEAR | R E T A I L | | W H O L E S A L E | |
|------|-------------|-------|-------------------|-------|
| | PRICE | TAX | PRICE | TAX |
| 70 | 6.50 | 3.18 | 6.50 | 3.18 |
| 71 | 7.77 | 2.77 | 6.76 | 2.77 |
| 72 | 9.76 | 4.76 | 8.59 | 4.76 |
| 73 | 11.38 | 5.00 | 9.78 | 5.00 |
| 74 | 17.87 | 5.79 | 16.10 | 5.79 |
| 75 | 23.56 | 6.61 | 21.44 | 6.61 |
| 76 | 25.31 | 6.71 | 23.14 | 6.71 |
| 77 | 29.21 | 7.69 | 26.81 | 7.69 |
| 78 | 35.09 | 11.61 | 32.29 | 11.57 |
| 79 | 40.08 | 13.44 | 37.38 | 13.38 |
| 80 | 60.73 | 15.24 | 58.09 | 15.18 |
| 81 | 68.32 | 17.82 | 66.48 | 17.79 |
| 82 | 67.22 | 16.40 | 65.24 | 16.35 |

CALCULATION OF EX TAX PRICES AND DEALER MARGIN

| YEAR | RETAIL | WHOLESALE | DEALER |
|------|--------|-----------|--------|
| 70 | 3.32 | 3.32 | .00 |
| 71 | 4.99 | 3.98 | 1.01 |
| 72 | 5.00 | 3.84 | 1.16 |
| 73 | 6.38 | 4.79 | 1.59 |
| 74 | 12.08 | 10.31 | 1.77 |
| 75 | 16.95 | 14.83 | 2.12 |
| 76 | 18.61 | 16.44 | 2.17 |
| 77 | 21.53 | 19.12 | 2.40 |
| 78 | 23.49 | 20.72 | 2.76 |
| 79 | 26.64 | 24.00 | 2.64 |
| 80 | 45.49 | 42.90 | 2.59 |
| 81 | 50.50 | 48.69 | 1.81 |
| 82 | 50.83 | 48.89 | 1.94 |

NOTE:0 INDICATES LACK OF DATA

PART I
ANALYSIS IN CURRENT DOLLARS
1960-1982

B. Netback Calculations

Western Europe
United States
Canada
Japan

FINAL ANALYSIS FOR: W.EUROPE NET BACK CALCULATION

US DOLLAR PER BARREL

| YEAR | PRICE | TAX | (P-T) | DEALER | WHOLESALE | DISTRIB. | P.EX REF |
|------|-------|-------|-------|--------|-----------|----------|----------|
| 60 | 12.03 | 6.24 | 5.79 | .65 | 5.14 | 2.62 | 2.52 |
| 61 | 11.48 | 5.98 | 5.50 | .59 | 4.91 | 2.39 | 2.52 |
| 62 | 12.25 | 6.13 | 6.13 | .59 | 5.54 | 3.02 | 2.52 |
| 63 | 12.05 | 6.02 | 6.03 | .83 | 5.20 | 2.68 | 2.52 |
| 64 | 11.88 | 6.02 | 5.87 | .88 | 4.99 | 2.44 | 2.55 |
| 65 | 11.98 | 6.48 | 5.50 | .88 | 4.61 | 2.02 | 2.59 |
| 66 | 12.16 | 6.77 | 5.39 | .91 | 4.48 | 1.90 | 2.58 |
| 67 | 12.63 | 6.95 | 5.68 | .95 | 4.73 | 2.14 | 2.59 |
| 68 | 12.61 | 6.97 | 5.64 | 1.00 | 4.65 | 2.05 | 2.60 |
| 69 | 13.01 | 7.40 | 5.61 | 1.12 | 4.49 | 1.88 | 2.61 |
| 70 | 12.52 | 6.83 | 5.69 | 1.09 | 4.60 | 1.97 | 2.63 |
| 71 | 14.30 | 7.30 | 7.00 | 1.10 | 5.89 | 2.84 | 3.05 |
| 72 | 15.44 | 8.10 | 7.33 | 1.30 | 6.04 | 2.86 | 3.18 |
| 73 | 18.68 | 9.31 | 9.38 | 1.43 | 7.95 | 3.75 | 4.20 |
| 74 | 25.96 | 11.29 | 14.67 | 1.33 | 13.34 | 1.65 | 11.69 |
| 75 | 30.28 | 13.66 | 16.63 | 1.77 | 14.86 | 1.80 | 13.06 |
| 76 | 29.79 | 12.59 | 17.20 | 2.15 | 15.05 | 1.51 | 13.54 |
| 77 | 33.77 | 14.07 | 19.70 | 3.10 | 16.60 | 1.90 | 14.70 |
| 78 | 38.60 | 16.02 | 22.59 | 3.60 | 18.99 | 3.58 | 15.41 |
| 79 | 50.12 | 19.32 | 30.80 | 3.31 | 27.49 | 6.99 | 20.50 |
| 80 | 67.23 | 23.39 | 43.84 | 3.52 | 40.32 | 8.02 | 32.30 |
| 81 | 67.79 | 22.52 | 45.27 | 4.39 | 40.88 | 4.36 | 36.52 |
| 82 | 64.90 | 21.90 | 42.99 | 5.42 | 37.57 | - .49 | 38.06 |

| YEAR | REF.COST | OIL CIF | FREIGHT | OIL FOB | COSTS | OPEC GOV |
|------|----------|---------|---------|---------|-------|----------|
| 60 | .62 | 1.90 | .92 | .98 | .20 | .78 |
| 61 | .62 | 1.90 | .92 | .98 | .20 | .78 |
| 62 | .62 | 1.90 | .92 | .98 | .20 | .78 |
| 63 | .61 | 1.91 | .92 | .99 | .20 | .79 |
| 64 | .60 | 1.95 | .92 | 1.03 | .20 | .83 |
| 65 | .63 | 1.96 | .92 | 1.04 | .20 | .84 |
| 66 | .62 | 1.96 | .92 | 1.04 | .20 | .84 |
| 67 | .63 | 1.96 | .92 | 1.04 | .20 | .84 |
| 68 | .63 | 1.97 | .92 | 1.05 | .20 | .85 |
| 69 | .63 | 1.98 | .92 | 1.06 | .20 | .86 |
| 70 | .69 | 1.94 | .92 | 1.02 | .11 | .91 |
| 71 | .71 | 2.34 | 1.04 | 1.30 | .11 | 1.19 |
| 72 | .71 | 2.47 | .92 | 1.55 | .10 | 1.45 |
| 73 | .75 | 3.45 | 1.30 | 2.15 | .13 | 2.02 |
| 74 | .90 | 10.79 | 1.03 | 9.76 | .16 | 9.60 |
| 75 | 1.20 | 11.86 | 1.10 | 10.76 | .26 | 10.50 |
| 76 | 1.20 | 12.34 | 1.07 | 11.27 | .28 | 10.99 |
| 77 | 1.35 | 13.35 | 1.07 | 12.28 | .25 | 12.03 |
| 78 | 1.70 | 13.71 | 1.06 | 12.65 | .32 | 12.33 |
| 79 | 2.06 | 18.44 | 1.16 | 17.28 | .32 | 16.96 |
| 80 | 2.31 | 29.99 | 1.32 | 28.67 | .32 | 28.35 |
| 81 | 2.67 | 33.85 | 1.35 | 32.50 | .32 | 32.18 |
| 82 | 2.85 | 35.21 | 1.21 | 34.00 | .32 | 33.68 |

NOTE: WHOLESALE (EX TAX) IS NOW COMPUTED BY NET BACK
DISTRIBUTION COSTS ARE CALCULATED BY RESIDUALS
OIL PRICE FOB IS PROXIED BY MARKER CRUDE-GOV. TAKE+ COST OF PRODUCTION

FINAL ANALYSIS FOR: W.EUROPE -CONTINUED

DISTRIBUTION OF THE MAIN COST ELEMENTS OF REFINED PRODUCTS
TO THE CONSUMERS (PERCENTAGES)

| YEAR | OIL FOB | FREIGHT | REF.COST | DISTRIB. | DEALER | TAX |
|------|---------|---------|----------|----------|--------|-------|
| 60 | 8.14 | 7.65 | 5.15 | 21.78 | 5.38 | 51.90 |
| 61 | 8.54 | 8.02 | 5.40 | 20.83 | 5.12 | 52.10 |
| 62 | 8.00 | 7.51 | 5.06 | 24.66 | 4.78 | 50.00 |
| 63 | 8.22 | 7.64 | 5.06 | 22.23 | 6.92 | 49.94 |
| 64 | 8.67 | 7.74 | 5.05 | 20.52 | 7.39 | 50.63 |
| 65 | 8.68 | 7.68 | 5.26 | 16.91 | 7.38 | 54.09 |
| 66 | 8.55 | 7.57 | 5.10 | 15.59 | 7.49 | 55.70 |
| 67 | 8.23 | 7.28 | 4.99 | 16.93 | 7.55 | 55.01 |
| 68 | 8.32 | 7.29 | 4.99 | 16.22 | 7.90 | 55.26 |
| 69 | 8.15 | 7.07 | 4.84 | 14.45 | 8.62 | 56.87 |
| 70 | 8.15 | 7.35 | 5.51 | 15.72 | 8.72 | 54.56 |
| 71 | 9.09 | 7.27 | 4.97 | 19.88 | 7.72 | 51.07 |
| 72 | 10.04 | 5.96 | 4.60 | 18.51 | 8.39 | 52.50 |
| 73 | 11.51 | 6.96 | 4.01 | 20.08 | 7.64 | 49.81 |
| 74 | 37.59 | 3.97 | 3.47 | 6.36 | 5.13 | 43.48 |
| 75 | 35.53 | 3.63 | 3.96 | 5.95 | 5.83 | 45.09 |
| 76 | 37.83 | 3.59 | 4.03 | 5.05 | 7.22 | 42.27 |
| 77 | 36.37 | 3.17 | 4.00 | 5.64 | 9.18 | 41.65 |
| 78 | 32.77 | 2.75 | 4.40 | 9.27 | 9.32 | 41.49 |
| 79 | 34.48 | 2.31 | 4.11 | 13.94 | 6.61 | 38.55 |
| 80 | 42.65 | 1.96 | 3.44 | 11.94 | 5.23 | 34.79 |
| 81 | 47.94 | 1.99 | 3.94 | 6.43 | 6.48 | 33.22 |
| 82 | 52.39 | 1.86 | 4.39 | - .76 | 8.36 | 33.75 |

FINAL ANALYSIS FOR: U.S.A. NET BACK CALCULATION
 REF.AQUISITION COST OF CRD.OIL = DOMESTIC

US DOLLAR PER BARREL

| YEAR | PRICE | TAX | (P-T) | DEALER | WHOLESALE | DISTRIB. | P.EX REF |
|------|-------|------|-------|--------|-----------|----------|----------|
| 62 | 8.16 | .00 | 8.16 | .20 | 7.96 | 6.32 | 1.64 |
| 63 | 8.16 | .00 | 8.16 | .18 | 7.98 | 6.35 | 1.63 |
| 64 | 8.21 | .00 | 8.21 | .16 | 8.04 | 6.38 | 1.66 |
| 65 | 8.78 | .00 | 8.78 | .12 | 8.67 | 6.96 | 1.71 |
| 66 | 8.92 | .00 | 8.92 | .20 | 8.72 | 7.02 | 1.70 |
| 67 | 9.03 | .00 | 9.03 | .26 | 8.77 | 7.06 | 1.71 |
| 68 | 9.10 | .00 | 9.10 | .31 | 8.79 | 7.07 | 1.72 |
| 69 | 9.20 | .00 | 9.20 | .35 | 8.85 | 7.12 | 1.73 |
| 70 | 9.63 | .00 | 9.63 | .36 | 9.27 | 7.41 | 1.86 |
| 71 | 11.66 | 3.37 | 8.29 | .76 | 7.52 | 5.36 | 2.16 |
| 72 | 11.91 | 3.46 | 8.46 | .77 | 7.69 | 5.26 | 2.43 |
| 73 | 12.32 | 3.49 | 8.84 | .67 | 8.17 | 5.11 | 3.06 |
| 74 | 16.29 | 3.57 | 12.71 | .52 | 12.19 | 3.69 | 8.50 |
| 75 | 20.53 | 3.68 | 16.85 | 1.43 | 15.43 | 5.48 | 9.95 |
| 76 | 22.82 | 3.77 | 19.05 | 1.37 | 17.68 | 7.11 | 10.57 |
| 77 | 24.04 | 3.79 | 20.25 | 2.31 | 17.94 | 6.51 | 11.43 |
| 78 | 23.62 | 4.27 | 19.35 | 1.18 | 18.17 | 5.55 | 12.62 |
| 79 | 29.95 | 5.08 | 24.87 | 1.86 | 23.01 | 6.44 | 16.57 |
| 80 | 43.10 | 5.67 | 37.43 | 2.45 | 34.98 | 8.17 | 26.81 |
| 81 | 51.06 | 6.29 | 44.78 | 3.30 | 41.48 | 4.07 | 37.41 |
| 82 | 49.04 | 6.72 | 42.32 | 3.23 | 39.09 | 4.63 | 34.46 |

| YEAR | REF.COST | REF.AQU. |
|------|----------|----------|
| 62 | .86 | .78 |
| 63 | .84 | .79 |
| 64 | .83 | .83 |
| 65 | .87 | .84 |
| 66 | .86 | .84 |
| 67 | .87 | .84 |
| 68 | .87 | .85 |
| 69 | .87 | .86 |
| 70 | .95 | .91 |
| 71 | .97 | 1.19 |
| 72 | .98 | 1.45 |
| 73 | 1.04 | 2.02 |
| 74 | 1.32 | 7.18 |
| 75 | 1.56 | 8.39 |
| 76 | 1.73 | 8.84 |
| 77 | 1.88 | 9.55 |
| 78 | 2.01 | 10.61 |
| 79 | 2.30 | 14.27 |
| 80 | 2.58 | 24.23 |
| 81 | 3.08 | 34.33 |
| 82 | 3.24 | 31.22 |

NOTE:WHOLESALE (EX TAX) IS NOW COMPUTED BY NET BACK
 DISTRIBUTION COSTS ARE CALCULATED BY RESIDUALS
 REFINERS AQUISITION COST OF CRD.OIL ACC.TO D.O.E., MONTHLY ENERGY REV.

FINAL ANALYSIS FOR: U.S.A. -CONTINUED

DISTRIBUTION OF THE MAIN COST ELEMENTS OF REFINED PRODUCTS
TO THE CONSUMERS (PERCENTAGES)

| YEAR | REF.AQU. | REF.COST | DISTRIB. | DEALER | TAX |
|------|----------|----------|----------|--------|-------|
| 62 | 9.56 | 10.54 | 77.50 | 2.40 | .00 |
| 63 | 9.68 | 10.29 | 77.87 | 2.16 | .00 |
| 64 | 10.12 | 10.12 | 77.81 | 1.95 | .00 |
| 65 | 9.56 | 9.90 | 79.20 | 1.33 | .00 |
| 66 | 9.42 | 9.64 | 78.73 | 2.21 | .00 |
| 67 | 9.30 | 9.63 | 78.22 | 2.85 | .00 |
| 68 | 9.35 | 9.57 | 77.69 | 3.40 | .00 |
| 69 | 9.35 | 9.45 | 77.37 | 3.83 | .00 |
| 70 | 9.45 | 9.87 | 76.96 | 3.72 | .00 |
| 71 | 10.21 | 8.32 | 46.00 | 6.55 | 28.91 |
| 72 | 12.17 | 8.23 | 44.14 | 6.45 | 29.02 |
| 73 | 16.39 | 8.44 | 41.43 | 5.45 | 28.30 |
| 74 | 44.09 | 8.10 | 22.68 | 3.20 | 21.93 |
| 75 | 40.86 | 7.60 | 26.67 | 6.95 | 17.92 |
| 76 | 38.74 | 7.58 | 31.15 | 6.00 | 16.53 |
| 77 | 39.73 | 7.82 | 27.09 | 9.62 | 15.75 |
| 78 | 44.93 | 8.51 | 23.49 | 4.99 | 18.08 |
| 79 | 47.64 | 7.68 | 21.49 | 6.23 | 16.97 |
| 80 | 56.22 | 5.99 | 18.95 | 5.68 | 13.15 |
| 81 | 67.23 | 6.03 | 7.97 | 6.45 | 12.31 |
| 82 | 63.66 | 6.61 | 9.43 | 6.60 | 13.70 |

FINAL ANALYSIS FOR: U.S.A. NET BACK CALCULATION
 REF.AQUISITION COST OF CRD.OIL = COMPOSITE

US DOLLAR PER BARREL

| YEAR | PRICE | TAX | (P-T) | DEALER | WHOLESALE | DISTRIB. | P.EX REF |
|------|-------|------|-------|--------|-----------|----------|----------|
| 62 | 8.16 | .00 | 8.16 | .20 | 7.96 | 6.32 | 1.64 |
| 63 | 8.16 | .00 | 8.16 | .18 | 7.98 | 6.35 | 1.63 |
| 64 | 8.21 | .00 | 8.21 | .16 | 8.04 | 6.38 | 1.66 |
| 65 | 8.78 | .00 | 8.78 | .12 | 8.67 | 6.96 | 1.71 |
| 66 | 8.92 | .00 | 8.92 | .20 | 8.72 | 7.02 | 1.70 |
| 67 | 9.03 | .00 | 9.03 | .26 | 8.77 | 7.06 | 1.71 |
| 68 | 9.10 | .00 | 9.10 | .31 | 8.79 | 7.07 | 1.72 |
| 69 | 9.20 | .00 | 9.20 | .35 | 8.85 | 7.12 | 1.73 |
| 70 | 9.63 | .00 | 9.63 | .36 | 9.27 | 7.41 | 1.86 |
| 71 | 11.66 | 3.37 | 8.29 | .76 | 7.52 | 5.36 | 2.16 |
| 72 | 11.91 | 3.46 | 8.46 | .77 | 7.69 | 5.26 | 2.43 |
| 73 | 12.32 | 3.49 | 8.84 | .67 | 8.17 | 5.11 | 3.06 |
| 74 | 16.29 | 3.57 | 12.71 | .52 | 12.19 | 1.80 | 10.39 |
| 75 | 20.53 | 3.68 | 16.85 | 1.43 | 15.43 | 3.49 | 11.94 |
| 76 | 22.82 | 3.77 | 19.05 | 1.37 | 17.68 | 5.06 | 12.62 |
| 77 | 24.04 | 3.79 | 20.25 | 2.31 | 17.94 | 4.10 | 13.84 |
| 78 | 23.62 | 4.27 | 19.35 | 1.18 | 18.17 | 3.70 | 14.47 |
| 79 | 29.95 | 5.08 | 24.87 | 1.86 | 23.01 | 2.99 | 20.02 |
| 80 | 43.10 | 5.67 | 37.43 | 2.45 | 34.98 | 4.33 | 30.65 |
| 81 | 51.06 | 6.29 | 44.78 | 3.30 | 41.48 | 3.16 | 38.32 |
| 82 | 49.04 | 6.72 | 42.32 | 3.23 | 39.09 | 3.97 | 35.12 |

| YEAR | REF.COST | REF.AQU. |
|------|----------|----------|
| 62 | .86 | .78 |
| 63 | .84 | .79 |
| 64 | .83 | .83 |
| 65 | .87 | .84 |
| 66 | .86 | .84 |
| 67 | .87 | .84 |
| 68 | .87 | .85 |
| 69 | .87 | .86 |
| 70 | .95 | .91 |
| 71 | .97 | 1.19 |
| 72 | .98 | 1.45 |
| 73 | 1.04 | 2.02 |
| 74 | 1.32 | 9.07 |
| 75 | 1.56 | 10.38 |
| 76 | 1.73 | 10.89 |
| 77 | 1.88 | 11.96 |
| 78 | 2.01 | 12.46 |
| 79 | 2.30 | 17.72 |
| 80 | 2.58 | 28.07 |
| 81 | 3.08 | 35.24 |
| 82 | 3.23 | 31.89 |

NOTE:WHOLESALE (EX TAX) IS NOW COMPUTED BY NET BACK
 DISTRIBUTION COSTS ARE CALCULATED BY RESIDUALS
 REFINERS AQUISITION COST OF CRD.OIL ACC.TO D.O.E., MONTHLY ENERGY REV.

FINAL ANALYSIS FOR: U.S.A. -CONTINUED

DISTRIBUTION OF THE MAIN COST ELEMENTS OF REFINED PRODUCTS
TO THE CONSUMERS (PERCENTAGES)

| YEAR | REF.AQU. | REF.COST | DISTRIB. | DEALER | TAX |
|------|----------|----------|----------|--------|-------|
| 62 | 9.56 | 10.54 | 77.50 | 2.40 | .00 |
| 63 | 9.68 | 10.29 | 77.87 | 2.16 | .00 |
| 64 | 10.12 | 10.12 | 77.81 | 1.95 | .00 |
| 65 | 9.56 | 9.90 | 79.20 | 1.33 | .00 |
| 66 | 9.42 | 9.64 | 78.73 | 2.21 | .00 |
| 67 | 9.30 | 9.63 | 78.22 | 2.85 | .00 |
| 68 | 9.35 | 9.57 | 77.69 | 3.40 | .00 |
| 69 | 9.35 | 9.45 | 77.37 | 3.83 | .00 |
| 70 | 9.45 | 9.87 | 76.96 | 3.72 | .00 |
| 71 | 10.21 | 8.32 | 46.00 | 6.55 | 28.91 |
| 72 | 12.17 | 8.23 | 44.14 | 6.45 | 29.02 |
| 73 | 16.39 | 8.44 | 41.43 | 5.45 | 28.30 |
| 74 | 55.69 | 8.10 | 11.07 | 3.20 | 21.93 |
| 75 | 50.56 | 7.60 | 16.98 | 6.95 | 17.92 |
| 76 | 47.73 | 7.58 | 22.17 | 6.00 | 16.53 |
| 77 | 49.75 | 7.82 | 17.06 | 9.62 | 15.75 |
| 78 | 52.76 | 8.51 | 15.65 | 4.99 | 18.08 |
| 79 | 59.16 | 7.68 | 9.97 | 6.23 | 16.97 |
| 80 | 65.13 | 5.99 | 10.04 | 5.68 | 13.15 |
| 81 | 69.01 | 6.03 | 6.19 | 6.45 | 12.31 |
| 82 | 65.03 | 6.59 | 8.09 | 6.60 | 13.70 |

FINAL ANALYSIS FOR: U.S.A. NET BACK CALCULATION
REF.AQUISITION COST OF CRD.OIL = IMPORTED

US DOLLAR PER BARREL

| YEAR | PRICE | TAX | (P-T) | DEALER | WHOLESALE | DISTRIB. | P.EX REF |
|------|-------|------|-------|--------|-----------|----------|----------|
| 62 | 8.16 | .00 | 8.16 | .20 | 7.96 | 5.20 | 2.76 |
| 63 | 8.16 | .00 | 8.16 | .18 | 7.98 | 5.23 | 2.75 |
| 64 | 8.21 | .00 | 8.21 | .16 | 8.04 | 5.26 | 2.78 |
| 65 | 8.78 | .00 | 8.78 | .12 | 8.67 | 5.84 | 2.83 |
| 66 | 8.92 | .00 | 8.92 | .20 | 8.72 | 5.90 | 2.82 |
| 67 | 9.03 | .00 | 9.03 | .26 | 8.77 | 5.94 | 2.83 |
| 68 | 9.10 | .00 | 9.10 | .31 | 8.79 | 5.95 | 2.84 |
| 69 | 9.20 | .00 | 9.20 | .35 | 8.85 | 6.00 | 2.85 |
| 70 | 9.63 | .00 | 9.63 | .36 | 9.27 | 6.38 | 2.89 |
| 71 | 11.66 | 3.37 | 8.29 | .76 | 7.52 | 4.21 | 3.31 |
| 72 | 11.91 | 3.46 | 8.46 | .77 | 7.69 | 4.24 | 3.45 |
| 73 | 12.32 | 3.49 | 8.84 | .67 | 8.17 | 3.68 | 4.49 |
| 74 | 16.29 | 3.57 | 12.71 | .52 | 12.19 | -1.65 | 13.84 |
| 75 | 20.53 | 3.68 | 16.85 | 1.43 | 15.43 | -.06 | 15.49 |
| 76 | 22.82 | 3.77 | 19.05 | 1.37 | 17.68 | 2.47 | 15.21 |
| 77 | 24.04 | 3.79 | 20.25 | 2.31 | 17.94 | 1.53 | 16.41 |
| 78 | 23.62 | 4.27 | 19.35 | 1.18 | 18.17 | 1.59 | 16.58 |
| 79 | 29.95 | 5.08 | 24.87 | 1.86 | 23.01 | -.96 | 23.97 |
| 80 | 43.10 | 5.67 | 37.43 | 2.45 | 34.98 | -1.49 | 36.47 |
| 81 | 51.06 | 6.29 | 44.78 | 3.30 | 41.48 | 1.35 | 40.13 |
| 82 | 49.04 | 6.72 | 42.32 | 3.23 | 39.09 | 2.29 | 36.80 |

| YEAR | REF.COST | OIL CIF | FREIGHT | OIL FOB* | OIL FOB** | COSTS | OPEC GOV |
|------|----------|---------|---------|----------|-----------|-------|----------|
| 62 | .86 | 1.90 | .92 | .98 | .98 | .20 | .78 |
| 63 | .84 | 1.91 | .92 | .99 | .99 | .20 | .79 |
| 64 | .83 | 1.95 | .92 | 1.03 | 1.03 | .20 | .83 |
| 65 | .87 | 1.96 | .92 | 1.04 | 1.04 | .20 | .84 |
| 66 | .86 | 1.96 | .92 | 1.04 | 1.04 | .20 | .84 |
| 67 | .87 | 1.96 | .92 | 1.04 | 1.04 | .20 | .84 |
| 68 | .87 | 1.97 | .92 | 1.05 | 1.05 | .20 | .85 |
| 69 | .87 | 1.98 | .92 | 1.06 | 1.06 | .20 | .86 |
| 70 | .95 | 1.94 | .92 | 1.02 | 1.02 | .11 | .91 |
| 71 | .97 | 2.34 | 1.04 | 1.30 | 1.30 | .11 | 1.19 |
| 72 | .98 | 2.47 | .92 | 1.55 | 1.55 | .10 | 1.45 |
| 73 | 1.04 | 3.45 | 1.30 | 2.15 | 2.15 | .13 | 2.02 |
| 74 | 1.32 | 12.52 | 1.03 | 11.49 | 9.76 | .16 | 9.60 |
| 75 | 1.56 | 13.93 | 1.10 | 12.83 | 10.76 | .26 | 10.50 |
| 76 | 1.73 | 13.48 | 1.07 | 12.41 | 11.27 | .28 | 10.99 |
| 77 | 1.88 | 14.53 | 1.07 | 13.46 | 12.28 | .25 | 12.03 |
| 78 | 2.01 | 14.57 | 1.06 | 13.51 | 12.65 | .32 | 12.33 |
| 79 | 2.30 | 21.67 | 1.16 | 20.51 | 17.28 | .32 | 16.96 |
| 80 | 2.58 | 33.89 | 2.03 | 31.86 | 28.67 | .32 | 28.35 |
| 81 | 3.08 | 37.05 | 1.84 | 35.21 | 32.50 | .32 | 32.18 |
| 82 | 3.23 | 33.57 | 1.40 | 32.17 | 34.00 | .32 | 33.68 |

NOTE:WHOLESALE (EX TAX) IS NOW COMPUTED BY NET BACK
DISTRIBUTION COSTS ARE CALCULATED BY RESIDUALS
OIL CIF.=REFINER ACQUISITION COST OF CRUDE OIL
* OIL PRICE FOB PROXIED AS OIL CIF.-FREIGHT
** OIL PRICE FOB PROXIED AS OPEC GOV.+PRODUCTION COSTS

FINAL ANALYSIS FOR: U.S.A. -CONTINUED

DISTRIBUTION OF THE MAIN COST ELEMENTS OF REFINED PRODUCTS
TO THE CONSUMERS (PERCENTAGES)

| YEAR | OIL FOB | FREIGHT | REF.COST | DISTRIB. | DEALER | TAX |
|------|---------|---------|----------|----------|--------|-------|
| 62 | 12.01 | 11.28 | 10.54 | 63.77 | 2.40 | .00 |
| 63 | 12.13 | 11.27 | 10.29 | 64.14 | 2.16 | .00 |
| 64 | 12.55 | 11.21 | 10.12 | 64.16 | 1.95 | .00 |
| 65 | 11.84 | 10.47 | 9.90 | 66.45 | 1.33 | .00 |
| 66 | 11.66 | 10.31 | 9.64 | 66.17 | 2.21 | .00 |
| 67 | 11.52 | 10.19 | 9.63 | 65.82 | 2.85 | .00 |
| 68 | 11.54 | 10.11 | 9.57 | 65.38 | 3.40 | .00 |
| 69 | 11.52 | 10.00 | 9.45 | 65.20 | 3.83 | .00 |
| 70 | 10.60 | 9.56 | 9.87 | 66.26 | 3.72 | .00 |
| 71 | 11.15 | 8.92 | 8.32 | 36.13 | 6.55 | 28.91 |
| 72 | 13.01 | 7.72 | 8.23 | 35.58 | 6.45 | 29.02 |
| 73 | 17.45 | 10.55 | 8.44 | 29.82 | 5.45 | 28.30 |
| 74 | 70.55 | 6.32 | 8.10 | -10.11 | 3.20 | 21.93 |
| 75 | 62.49 | 5.36 | 7.60 | -.31 | 6.95 | 17.92 |
| 76 | 54.39 | 4.69 | 7.58 | 10.81 | 6.00 | 16.53 |
| 77 | 55.99 | 4.45 | 7.82 | 6.37 | 9.62 | 15.75 |
| 78 | 57.21 | 4.49 | 8.51 | 6.72 | 4.99 | 18.08 |
| 79 | 68.47 | 3.87 | 7.68 | -3.22 | 6.23 | 16.97 |
| 80 | 73.93 | 4.71 | 5.99 | -3.46 | 5.68 | 13.15 |
| 81 | 68.95 | 3.60 | 6.03 | 2.64 | 6.45 | 12.31 |
| 82 | 65.60 | 2.85 | 6.59 | 4.66 | 6.60 | 13.70 |

FINAL ANALYSIS FOR: CANADA NET BACK CALCULATION

US DOLLAR PER BARREL

| YEAR | PRICE | TAX | (P-T) | DEALER | WHOLESALE | DISTRIB. | P.EX REF |
|------|-------|------|-------|--------|-----------|----------|----------|
| 62 | 9.33 | .00 | 9.33 | .00 | 9.33 | 6.81 | 2.52 |
| 63 | 9.07 | .00 | 9.07 | .00 | 9.07 | 6.55 | 2.52 |
| 64 | 8.96 | .00 | 8.96 | .00 | 8.96 | 6.41 | 2.55 |
| 65 | 8.88 | .00 | 8.88 | .00 | 8.88 | 6.29 | 2.59 |
| 66 | 9.25 | .00 | 9.25 | .00 | 9.25 | 6.67 | 2.58 |
| 67 | 9.44 | .00 | 9.44 | .00 | 9.44 | 6.85 | 2.59 |
| 68 | 10.16 | .00 | 10.16 | .00 | 10.16 | 7.56 | 2.60 |
| 69 | 10.29 | .00 | 10.29 | .00 | 10.29 | 7.68 | 2.61 |
| 70 | 11.01 | .00 | 11.01 | .00 | 11.01 | 8.38 | 2.63 |
| 71 | 11.92 | .00 | 11.92 | .00 | 11.92 | 8.87 | 3.05 |
| 72 | 12.37 | .00 | 12.37 | .00 | 12.37 | 9.19 | 3.18 |
| 73 | 13.55 | .00 | 13.55 | .00 | 13.55 | 9.35 | 4.20 |
| 74 | 16.41 | .00 | 16.41 | .00 | 16.41 | 4.72 | 11.69 |
| 75 | 18.40 | .00 | 18.40 | .00 | 18.40 | 5.34 | 13.06 |
| 76 | 23.99 | 8.46 | 15.53 | .00 | 15.53 | 1.99 | 13.54 |
| 77 | 23.99 | 7.87 | 16.11 | .00 | 16.11 | 1.41 | 14.70 |
| 78 | 23.48 | 6.99 | 16.49 | .00 | 16.49 | 1.08 | 15.41 |
| 79 | 25.70 | 6.94 | 18.76 | .00 | 18.76 | -1.74 | 20.50 |
| 80 | 29.93 | 7.16 | 22.78 | .00 | 22.78 | -9.52 | 32.30 |
| 81 | 39.24 | 8.09 | 31.15 | .00 | 31.15 | -5.37 | 36.52 |
| 82 | 46.29 | 9.68 | 36.61 | .00 | 36.61 | -1.45 | 38.06 |

| YEAR | REF.COST | OIL CIF | FREIGHT | OIL FOB | COSTS | OPEC GOV |
|------|----------|---------|---------|---------|-------|----------|
| 62 | .62 | 1.90 | .92 | .98 | .20 | .78 |
| 63 | .61 | 1.91 | .92 | .99 | .20 | .79 |
| 64 | .60 | 1.95 | .92 | 1.03 | .20 | .83 |
| 65 | .63 | 1.96 | .92 | 1.04 | .20 | .84 |
| 66 | .62 | 1.96 | .92 | 1.04 | .20 | .84 |
| 67 | .63 | 1.96 | .92 | 1.04 | .20 | .84 |
| 68 | .63 | 1.97 | .92 | 1.05 | .20 | .85 |
| 69 | .63 | 1.98 | .92 | 1.06 | .20 | .86 |
| 70 | .69 | 1.94 | .92 | 1.02 | .11 | .91 |
| 71 | .71 | 2.34 | 1.04 | 1.30 | .11 | 1.19 |
| 72 | .71 | 2.47 | .92 | 1.55 | .10 | 1.45 |
| 73 | .75 | 3.45 | 1.30 | 2.15 | .13 | 2.02 |
| 74 | .90 | 10.79 | 1.03 | 9.76 | .16 | 9.60 |
| 75 | 1.20 | 11.86 | 1.10 | 10.76 | .26 | 10.50 |
| 76 | 1.20 | 12.34 | 1.07 | 11.27 | .28 | 10.99 |
| 77 | 1.35 | 13.35 | 1.07 | 12.28 | .25 | 12.03 |
| 78 | 1.70 | 13.71 | 1.06 | 12.65 | .32 | 12.33 |
| 79 | 2.06 | 18.44 | 1.16 | 17.28 | .32 | 16.96 |
| 80 | 2.31 | 29.99 | 1.32 | 28.67 | .32 | 28.35 |
| 81 | 2.67 | 33.85 | 1.35 | 32.50 | .32 | 32.18 |
| 82 | 2.85 | 35.21 | 1.21 | 34.00 | .32 | 33.68 |

NOTE: WHOLESALE (EX TAX) IS NOW COMPUTED BY NET BACK
DISTRIBUTION COSTS ARE CALCULATED BY RESIDUALS
OIL PRICE FOB IS PROXIED BY MARKER CRUDE-GOV. TAKE+ COST OF PRODUCTION

FINAL ANALYSIS FOR: CANADA -CONTINUED

DISTRIBUTION OF THE MAIN COST ELEMENTS OF REFINED PRODUCTS
TO THE CONSUMERS (PERCENTAGES)

| YEAR | OIL FOB | FREIGHT | REF.COST | DISTRIB. | DEALER | TAX |
|------|---------|---------|----------|----------|--------|-------|
| 62 | 10.51 | 9.86 | 6.65 | 72.98 | .00 | .00 |
| 63 | 10.92 | 10.15 | 6.73 | 72.21 | .00 | .00 |
| 64 | 11.50 | 10.27 | 6.70 | 71.53 | .00 | .00 |
| 65 | 11.71 | 10.36 | 7.10 | 70.83 | .00 | .00 |
| 66 | 11.24 | 9.94 | 6.70 | 72.12 | .00 | .00 |
| 67 | 11.02 | 9.75 | 6.68 | 72.55 | .00 | .00 |
| 68 | 10.33 | 9.05 | 6.20 | 74.42 | .00 | .00 |
| 69 | 10.30 | 8.94 | 6.12 | 74.64 | .00 | .00 |
| 70 | 9.26 | 8.35 | 6.26 | 76.12 | .00 | .00 |
| 71 | 10.91 | 8.73 | 5.96 | 74.41 | .00 | .00 |
| 72 | 12.53 | 7.43 | 5.74 | 74.30 | .00 | .00 |
| 73 | 15.87 | 9.60 | 5.54 | 69.00 | .00 | .00 |
| 74 | 59.48 | 6.28 | 5.48 | 28.76 | .00 | .00 |
| 75 | 58.49 | 5.98 | 6.52 | 29.00 | .00 | .00 |
| 76 | 46.97 | 4.46 | 5.00 | 8.31 | .00 | 35.26 |
| 77 | 51.20 | 4.46 | 5.63 | 5.90 | .00 | 32.82 |
| 78 | 53.87 | 4.51 | 7.24 | 4.62 | .00 | 29.75 |
| 79 | 67.23 | 4.51 | 8.02 | -6.78 | .00 | 27.02 |
| 80 | 95.78 | 4.41 | 7.72 | -31.82 | .00 | 23.91 |
| 81 | 82.82 | 3.44 | 6.80 | -13.67 | .00 | 20.61 |
| 82 | 73.45 | 2.61 | 6.16 | -3.14 | .00 | 20.92 |

FINAL ANALYSIS FOR: JAPAN NET BACK CALCULATION

US DOLLAR PER BARREL

| YEAR | PRICE | TAX | (P-T) | DEALER | WHOLESALE | DISTRIB. | P.EX REF |
|------|-------|-------|-------|--------|-----------|----------|----------|
| 70 | 6.50 | 3.18 | 3.32 | .00 | 3.32 | .69 | 2.63 |
| 71 | 7.77 | 2.77 | 4.99 | 1.01 | 3.98 | .93 | 3.05 |
| 72 | 9.76 | 4.76 | 5.00 | 1.16 | 3.84 | .66 | 3.18 |
| 73 | 11.38 | 5.00 | 6.38 | 1.59 | 4.79 | .59 | 4.20 |
| 74 | 17.87 | 5.79 | 12.08 | 1.77 | 10.31 | -1.38 | 11.69 |
| 75 | 23.56 | 6.61 | 16.95 | 2.12 | 14.83 | 1.77 | 13.06 |
| 76 | 25.31 | 6.71 | 18.61 | 2.17 | 16.44 | 2.90 | 13.54 |
| 77 | 29.21 | 7.69 | 21.53 | 2.40 | 19.12 | 4.42 | 14.70 |
| 78 | 35.09 | 11.61 | 23.49 | 2.76 | 20.72 | 5.31 | 15.41 |
| 79 | 40.08 | 13.44 | 26.64 | 2.64 | 24.00 | 3.50 | 20.50 |
| 80 | 60.73 | 15.24 | 45.49 | 2.59 | 42.90 | 10.60 | 32.30 |
| 81 | 68.32 | 17.82 | 50.50 | 1.81 | 48.69 | 12.17 | 36.52 |
| 82 | 67.22 | 16.40 | 50.83 | 1.94 | 48.89 | 10.83 | 38.06 |

| YEAR | REF.COST | OIL CIF | FREIGHT | OIL FOB | COSTS | OPEC GOV |
|------|----------|---------|---------|---------|-------|----------|
| 70 | .69 | 1.94 | .92 | 1.02 | .11 | .91 |
| 71 | .71 | 2.34 | 1.04 | 1.30 | .11 | 1.19 |
| 72 | .71 | 2.47 | .92 | 1.55 | .10 | 1.45 |
| 73 | .75 | 3.45 | 1.30 | 2.15 | .13 | 2.02 |
| 74 | .90 | 10.79 | 1.03 | 9.76 | .16 | 9.60 |
| 75 | 1.20 | 11.86 | 1.10 | 10.76 | .26 | 10.50 |
| 76 | 1.20 | 12.34 | 1.07 | 11.27 | .28 | 10.99 |
| 77 | 1.35 | 13.35 | 1.07 | 12.28 | .25 | 12.03 |
| 78 | 1.70 | 13.71 | 1.06 | 12.65 | .32 | 12.33 |
| 79 | 2.06 | 18.44 | 1.16 | 17.28 | .32 | 16.96 |
| 80 | 2.31 | 29.99 | 1.32 | 28.67 | .32 | 28.35 |
| 81 | 2.67 | 33.85 | 1.35 | 32.50 | .32 | 32.18 |
| 82 | 2.85 | 35.21 | 1.21 | 34.00 | .32 | 33.68 |

NOTE: WHOLESALE (EX TAX) IS NOW COMPUTED BY NET BACK
DISTRIBUTION COSTS ARE CALCULATED BY RESIDUALS
OIL PRICE FOB IS PROXIED BY MARKER CRUDE-GOV. TAKE+COST OF PRODUCTION

FINAL ANALYSIS FOR: JAPAN -CONTINUED

DISTRIBUTION OF THE MAIN COST ELEMENTS OF REFINED PRODUCTS
TO THE CONSUMERS (PERCENTAGES)

| YEAR | OIL FOB | FREIGHT | REF.COST | DISTRIB. | DEALER | TAX |
|------|---------|---------|----------|----------|--------|-------|
| 70 | 15.70 | 14.16 | 10.62 | 10.65 | .00 | 48.88 |
| 71 | 16.73 | 13.39 | 9.14 | 12.01 | 13.03 | 35.70 |
| 72 | 15.88 | 9.43 | 7.28 | 6.75 | 11.93 | 48.73 |
| 73 | 18.90 | 11.43 | 6.59 | 5.17 | 14.01 | 43.91 |
| 74 | 54.60 | 5.76 | 5.04 | -7.75 | 9.93 | 32.42 |
| 75 | 45.67 | 4.67 | 5.09 | 7.50 | 9.00 | 28.06 |
| 76 | 44.52 | 4.23 | 4.74 | 11.44 | 8.58 | 26.49 |
| 77 | 42.04 | 3.66 | 4.62 | 15.14 | 8.23 | 26.31 |
| 78 | 36.05 | 3.02 | 4.84 | 15.14 | 7.88 | 33.08 |
| 79 | 43.11 | 2.89 | 5.14 | 8.74 | 6.58 | 33.53 |
| 80 | 47.21 | 2.17 | 3.80 | 17.46 | 4.26 | 25.09 |
| 81 | 47.57 | 1.98 | 3.91 | 17.81 | 2.65 | 26.08 |
| 82 | 50.58 | 1.80 | 4.24 | 16.11 | 2.88 | 24.39 |

PART II

**ANALYSIS IN CONSTANT
1975 EXCHANGE DOLLARS**

1960-1982

A. Basic Time Series

Austria
Belgium
Denmark
Finland
France
Germany, F.R.
Holland
Ireland
Italy
Luxembourg
Norway
Portugal
Spain
Sweden
Switzerland
United Kingdom
Western Europe
Canada
Japan

I. AUSTRIA: PETROLEUM PRODUCTS PRICES AND TAXES - RETAIL QUOTATIONS

1975 EXCHANGE US. DOLLAR PER BARREL

| PRODUCT | | 62 | 63 | 64 | 65 | 66 | 67 |
|---------|---|-------|-------|-------|-------|-------|-------|
| DOI DH | P | .00 | .00 | .00 | .00 | .00 | .00 |
| | T | .00 | .00 | .00 | .00 | .00 | .00 |
| GOI | P | 20.99 | 20.99 | 20.99 | 20.99 | 22.06 | 22.81 |
| | T | 8.91 | 8.91 | 8.91 | 8.91 | 10.00 | 10.77 |
| KEO | P | 25.00 | 25.00 | 25.00 | 25.00 | 26.07 | 26.83 |
| | T | 8.43 | 8.43 | 8.43 | 8.43 | 10.38 | 11.75 |
| PMG | P | 33.76 | 33.76 | 33.76 | 33.76 | 34.83 | 35.59 |
| | T | 17.89 | 17.89 | 17.89 | 17.89 | 19.10 | 19.94 |
| RMG | P | 29.20 | 29.20 | 29.20 | 29.20 | 30.27 | 31.02 |
| | T | 17.83 | 17.83 | 17.83 | 17.83 | 18.73 | 19.36 |

| PRODUCT | | 68 | 69 | 70 | 71 | 72 | 73 |
|---------|---|-------|-------|-------|-------|-------|-------|
| DOI DH | P | .00 | .00 | .00 | .00 | .00 | .00 |
| | T | .00 | .00 | .00 | .00 | .00 | .00 |
| GOI | P | 22.81 | 22.81 | 22.81 | 29.23 | 29.20 | 32.59 |
| | T | 10.77 | 10.77 | 10.77 | 16.96 | 16.94 | 20.92 |
| KEO | P | 26.83 | 26.83 | 26.83 | 33.25 | 33.22 | 34.82 |
| | T | 11.75 | 11.75 | 11.75 | 18.27 | 18.25 | 18.61 |
| PMG | P | 35.59 | 35.59 | 35.59 | 35.62 | 37.41 | 41.20 |
| | T | 19.94 | 19.94 | 19.94 | 19.96 | 20.23 | 24.75 |
| RMG | P | 31.02 | 31.02 | 31.02 | 31.05 | 32.85 | 35.93 |
| | T | 19.36 | 19.36 | 19.36 | 19.38 | 19.39 | 23.29 |

| PRODUCT | | 74 | 75 | 76 | 77 | 78 | 79 |
|---------|---|-------|-------|-------|-------|-------|-------|
| DOI DH | P | .00 | .00 | .00 | .00 | .00 | .00 |
| | T | .00 | .00 | .00 | .00 | .00 | .00 |
| GOI | P | 47.34 | 48.47 | 54.23 | 55.71 | 55.74 | 63.91 |
| | T | 22.88 | 23.05 | 27.34 | 28.44 | 28.46 | 31.57 |
| KEO | P | 50.88 | 52.31 | .00 | .00 | .00 | .00 |
| | T | 19.73 | 19.85 | .00 | .00 | .00 | .00 |
| PMG | P | 58.31 | 59.44 | 65.19 | 66.67 | 66.70 | 69.99 |
| | T | 28.67 | 28.84 | 33.33 | 34.48 | 34.50 | 36.97 |
| RMG | P | 51.91 | 53.04 | 58.80 | 60.27 | 60.31 | 63.60 |
| | T | 27.11 | 27.28 | 31.60 | 32.71 | 32.73 | 35.13 |

| PRODUCT | | 80 | 81 | 82 |
|---------|---|-------|-------|-------|
| DOI DH | P | .00 | 58.05 | 59.38 |
| | T | .00 | 12.57 | 12.89 |
| GOI | P | 79.48 | 92.50 | 94.09 |
| | T | 36.88 | 43.31 | 45.43 |
| KEO | P | .00 | .00 | .00 |
| | T | .00 | .00 | .00 |
| PMG | P | 82.05 | 97.70 | 97.83 |
| | T | 41.79 | 44.94 | 50.59 |
| RMG | P | 75.65 | 91.76 | 93.34 |
| | T | 39.85 | 46.44 | 48.87 |

NOTE: 0 INDICATES MISSING OBSERVATIONS

II. AUSTRIA: PETROLEUM PRODUCTS PRICES AND TAXES - WHOLESALE QUOTATIONS

1975 EXCHANGE US. DOLLAR PER BARREL

| PRODUCT | | 62 | 63 | 64 | 65 | 66 | 67 |
|---------|---|-------|-------|-------|-------|-------|-------|
| FO5 HE | P | .00 | .00 | .00 | .00 | .00 | .00 |
| | T | .00 | .00 | .00 | .00 | .00 | .00 |
| GOI | P | 20.13 | 20.13 | 20.13 | 20.13 | 20.93 | 21.50 |
| | T | 8.91 | 8.91 | 8.91 | 8.91 | 9.80 | 10.44 |
| KEO | P | 20.08 | 20.08 | 20.08 | 20.08 | 21.15 | 21.91 |
| | T | 8.43 | 8.43 | 8.43 | 8.43 | 9.47 | 10.19 |
| PMG | P | 32.12 | 32.12 | 32.12 | 32.12 | 32.92 | 33.49 |
| | T | 17.89 | 17.89 | 17.89 | 17.89 | 18.79 | 19.43 |
| RMG | P | 27.56 | 27.56 | 27.56 | 27.56 | 28.36 | 28.93 |
| | T | 17.83 | 17.83 | 17.83 | 17.83 | 18.47 | 18.91 |

| PRODUCT | | 68 | 69 | 70 | 71 | 72 | 73 |
|---------|---|-------|-------|-------|-------|-------|-------|
| FO5 HE | P | .00 | .00 | .00 | 7.45 | 7.96 | 8.11 |
| | T | .00 | .00 | .00 | .00 | .00 | .60 |
| GOI | P | 21.50 | 21.50 | 21.50 | 27.66 | 27.64 | 30.90 |
| | T | 10.44 | 10.44 | 10.44 | 16.54 | 16.52 | 20.68 |
| KEO | P | 21.91 | 21.91 | 21.91 | 28.32 | 28.30 | 31.22 |
| | T | 10.19 | 10.19 | 10.19 | 16.34 | 16.33 | 18.34 |
| PMG | P | 33.49 | 33.49 | 33.49 | 33.52 | 35.31 | 39.44 |
| | T | 19.43 | 19.43 | 19.43 | 19.45 | 19.69 | 24.50 |
| RMG | P | 28.93 | 28.93 | 28.93 | 28.95 | 30.75 | 34.05 |
| | T | 18.91 | 18.91 | 18.91 | 18.93 | 18.91 | 23.03 |

| PRODUCT | | 74 | 75 | 76 | 77 | 78 | 79 |
|---------|---|-------|-------|-------|-------|-------|-------|
| FO5 HE | P | 13.77 | 13.44 | 13.82 | 14.14 | 14.04 | 16.29 |
| | T | 1.02 | 1.00 | 1.02 | 1.05 | 1.04 | 1.21 |
| GOI | P | 45.80 | 46.92 | 52.66 | 54.14 | 54.17 | 61.63 |
| | T | 22.67 | 22.83 | 27.11 | 28.20 | 28.22 | 31.33 |
| KEO | P | 47.30 | 48.73 | .00 | .00 | .00 | .00 |
| | T | 19.47 | 19.58 | .00 | .00 | .00 | .00 |
| PMG | P | 56.77 | 57.90 | 63.62 | 65.10 | 65.13 | 68.42 |
| | T | 28.46 | 28.62 | 33.10 | 34.24 | 34.26 | 36.73 |
| RMG | P | 50.19 | 51.32 | 57.05 | 58.52 | 58.55 | 61.84 |
| | T | 26.88 | 27.04 | 31.34 | 32.44 | 32.46 | 34.86 |

| PRODUCT | | 80 | 81 | 82 |
|---------|---|-------|-------|-------|
| FO5 HE | P | 21.58 | 33.77 | 31.89 |
| | T | 1.60 | 2.50 | 2.36 |
| GOI | P | 76.81 | 90.31 | 92.26 |
| | T | 36.64 | 43.14 | 45.14 |
| KEO | P | .00 | .00 | .00 |
| | T | .00 | .00 | .00 |
| PMG | P | 80.48 | 96.23 | 96.00 |
| | T | 41.59 | 48.21 | 50.31 |
| RMG | P | 73.89 | 90.23 | 91.51 |
| | T | 39.59 | 46.22 | 48.60 |

NOTE: 0 INDICATES MISSING OBSERVATIONS

AUSTRIA: AVERAGE RETAIL PRICES AND TAXES FOR MAIN GROUPS OF PRODUCTS

1975 EXCHANGE US.DOLLAR PER BARREL

A. PRICE

| YEAR | GASOLINE | KEROSENE | DISTILLATE | RESIDUAL |
|------|----------|----------|------------|----------|
| 60 | .00 | .00 | .00 | .00 |
| 61 | .00 | .00 | .00 | .00 |
| 62 | 31.48 | 25.00 | 20.99 | .00 |
| 63 | 31.48 | 25.00 | 20.99 | .00 |
| 64 | 31.48 | 25.00 | 20.99 | .00 |
| 65 | 31.48 | 25.00 | 20.99 | .00 |
| 66 | 32.55 | 26.07 | 22.06 | .00 |
| 67 | 33.31 | 26.83 | 22.81 | .00 |
| 68 | 33.31 | 26.83 | 22.81 | .00 |
| 69 | 33.31 | 26.83 | 22.81 | .00 |
| 70 | 33.31 | 26.83 | 22.81 | .00 |
| 71 | 33.34 | 33.25 | 29.23 | 7.45 |
| 72 | 35.13 | 33.22 | 29.20 | 7.96 |
| 73 | 38.57 | 34.82 | 32.59 | 8.11 |
| 74 | 55.11 | 50.88 | 47.34 | 13.77 |
| 75 | 56.24 | 52.31 | 48.47 | 13.44 |
| 76 | 61.99 | .00 | 54.23 | 13.82 |
| 77 | 63.47 | .00 | 55.71 | 14.14 |
| 78 | 63.51 | .00 | 55.74 | 14.04 |
| 79 | 66.79 | .00 | 63.91 | 16.29 |
| 80 | 78.85 | .00 | 79.48 | 21.58 |
| 81 | 94.73 | .00 | 75.27 | 33.77 |
| 82 | 95.59 | .00 | 76.73 | 31.89 |

B. TAX

| YEAR | GASOLINE | KEROSENE | DISTILLATE | RESIDUAL |
|------|----------|----------|------------|----------|
| 60 | .00 | .00 | .00 | .00 |
| 61 | .00 | .00 | .00 | .00 |
| 62 | 17.86 | 8.43 | 8.91 | .00 |
| 63 | 17.86 | 8.43 | 8.91 | .00 |
| 64 | 17.86 | 8.43 | 8.91 | .00 |
| 65 | 17.86 | 8.43 | 8.91 | .00 |
| 66 | 18.91 | 10.38 | 10.00 | .00 |
| 67 | 19.65 | 11.75 | 10.77 | .00 |
| 68 | 19.65 | 11.75 | 10.77 | .00 |
| 69 | 19.65 | 11.75 | 10.77 | .00 |
| 70 | 19.65 | 11.75 | 10.77 | .00 |
| 71 | 19.67 | 18.27 | 16.96 | .00 |
| 72 | 19.81 | 18.25 | 16.94 | .00 |
| 73 | 24.02 | 18.61 | 20.92 | .60 |
| 74 | 27.89 | 19.73 | 22.88 | 1.02 |
| 75 | 28.06 | 19.85 | 23.05 | 1.00 |
| 76 | 32.47 | .00 | 27.34 | 1.02 |
| 77 | 33.60 | .00 | 28.44 | 1.05 |
| 78 | 33.62 | .00 | 28.46 | 1.04 |
| 79 | 36.05 | .00 | 31.57 | 1.21 |
| 80 | 40.82 | .00 | 36.88 | 1.60 |
| 81 | 45.69 | .00 | 27.94 | 2.50 |
| 82 | 49.73 | .00 | 29.16 | 2.36 |

FINAL ANALYSIS FOR: AUSTRIA
1975 EXCHANGE US.DOLLAR PER BARREL

| YEAR | R E T A I L | | W H O L E S A L E | |
|------|-------------|-------|-------------------|-------|
| | PRICE | TAX | PRICE | TAX |
| 62 | .00 | 6.31 | .00 | 6.31 |
| 63 | .00 | 6.14 | .00 | 6.14 |
| 64 | .00 | 5.96 | .00 | 5.96 |
| 65 | .00 | 6.16 | .00 | 6.16 |
| 66 | .00 | 6.95 | .00 | 6.83 |
| 67 | .00 | 7.26 | .00 | 7.06 |
| 68 | .00 | 6.87 | .00 | 6.67 |
| 69 | .00 | 7.44 | .00 | 7.23 |
| 70 | .00 | 7.14 | .00 | 6.95 |
| 71 | 18.37 | 8.37 | 17.50 | 8.15 |
| 72 | 20.15 | 9.23 | 19.21 | 8.98 |
| 73 | 24.96 | 13.92 | 23.86 | 13.77 |
| 74 | 33.57 | 13.83 | 32.71 | 13.72 |
| 75 | 34.89 | 14.48 | 34.00 | 14.36 |
| 76 | 36.57 | 15.86 | 35.74 | 15.73 |
| 77 | 39.87 | 18.01 | 38.95 | 17.88 |
| 78 | 39.16 | 17.57 | 38.27 | 17.44 |
| 79 | 44.32 | 19.81 | 43.18 | 19.67 |
| 80 | 53.39 | 22.20 | 52.20 | 22.07 |
| 81 | 62.64 | 21.90 | 61.91 | 22.33 |
| 82 | 62.44 | 23.35 | 61.66 | 23.23 |

CALCULATION OF EX TAX PRICES AND DEALER MARGIN

| YEAR | RETAIL | WHOLESALE | DEALER |
|------|--------|-----------|--------|
| 71 | 10.00 | 9.35 | .65 |
| 72 | 10.93 | 10.23 | .70 |
| 73 | 11.04 | 10.09 | .95 |
| 74 | 19.73 | 18.99 | .74 |
| 75 | 20.41 | 19.64 | .77 |
| 76 | 20.71 | 20.01 | .70 |
| 77 | 21.85 | 21.08 | .77 |
| 78 | 21.59 | 20.83 | .76 |
| 79 | 24.50 | 23.52 | .99 |
| 80 | 31.19 | 30.13 | 1.06 |
| 81 | 40.73 | 39.58 | 1.15 |
| 82 | 39.09 | 38.43 | .66 |

NOTE:0 INDICATES LACK OF DATA

I. BELGIUM: PETROLEUM PRODUCTS PRICES AND TAXES - RETAIL QUOTATIONS

1975 EXCHANGE US. DOLLAR PER BARREL

| PRODUCT | | 60 | 61 | 62 | 63 | 64 | 65 |
|---------|---|-------|-------|-------|-------|-------|-------|
| DOI AG | P | .00 | .00 | .00 | .00 | .00 | .00 |
| | T | .00 | .00 | .00 | .00 | .00 | .00 |
| DOI LI | P | .00 | .00 | .00 | .00 | .00 | .00 |
| | T | .00 | .00 | .00 | .00 | .00 | .00 |
| FO1 LI | P | 8.02 | 7.88 | 7.65 | 7.49 | 8.25 | 8.62 |
| | T | 1.24 | 1.24 | 1.24 | 1.24 | 1.24 | 1.24 |
| FO1 ME | P | .00 | .00 | 7.59 | 7.40 | 7.20 | 7.39 |
| | T | .00 | .00 | 1.36 | 1.36 | 1.36 | 1.36 |
| FO5 HE | P | .00 | .00 | 6.41 | 6.20 | 6.08 | 6.22 |
| | T | .00 | .00 | 1.29 | 1.29 | 1.28 | 1.25 |
| FO6 EH | P | 6.13 | 6.12 | 5.84 | 5.63 | 5.55 | 5.61 |
| | T | 1.23 | 1.23 | 1.26 | 1.23 | 1.22 | 1.15 |
| GOI IN | P | 11.95 | 11.51 | 10.82 | 10.87 | 10.53 | 10.91 |
| | T | 2.81 | 2.81 | 2.81 | 2.81 | 2.86 | 3.07 |
| KEO | P | 23.24 | 23.04 | 16.36 | 16.26 | 15.72 | 15.67 |
| | T | 3.64 | 3.64 | 3.64 | 3.64 | 3.56 | 3.20 |
| KEO VA | P | .00 | .00 | .00 | .00 | .00 | .00 |
| | T | .00 | .00 | .00 | .00 | .00 | .00 |
| PMG | P | 34.93 | 34.88 | 34.71 | 35.36 | 35.29 | 35.15 |
| | T | 23.29 | 23.29 | 23.29 | 23.29 | 23.25 | 23.07 |
| RMG | P | 33.12 | 33.04 | 32.55 | 33.00 | 33.13 | 32.99 |
| | T | 23.12 | 23.12 | 23.12 | 23.12 | 23.09 | 22.99 |

| PRODUCT | | 66 | 67 | 68 | 69 | 70 | 71 |
|---------|---|-------|-------|-------|-------|-------|-------|
| DOI AG | P | .00 | 18.54 | 18.78 | 24.36 | 24.29 | 25.24 |
| | T | .00 | 7.09 | 7.10 | 12.07 | 12.16 | 16.40 |
| DOI LI | P | .00 | .00 | .00 | .00 | .00 | .00 |
| | T | .00 | .00 | .00 | .00 | .00 | .00 |
| FO1 LI | P | 10.30 | 10.67 | 10.86 | 10.46 | 10.97 | 11.93 |
| | T | 1.72 | 2.56 | 2.58 | 2.52 | 2.53 | 3.16 |
| FO1 ME | P | 7.57 | 7.82 | 7.72 | 6.93 | 8.26 | 8.78 |
| | T | 1.37 | 1.40 | 1.42 | 1.29 | 1.40 | 1.23 |
| FO5 HE | P | 6.33 | 6.44 | 6.22 | 5.71 | 7.00 | 7.65 |
| | T | 1.28 | 1.33 | 1.28 | 1.20 | 1.28 | 1.13 |
| FO6 EH | P | 5.66 | 5.68 | 5.30 | 4.76 | 6.33 | 7.08 |
| | T | 1.18 | 1.23 | 1.17 | 1.10 | 1.13 | 1.07 |
| GOI IN | P | 12.45 | 12.05 | 12.26 | 11.90 | 12.22 | 12.57 |
| | T | 3.23 | 3.55 | 3.61 | 3.55 | 3.59 | 3.50 |
| KEO | P | 16.56 | 17.33 | 17.55 | 16.88 | 18.86 | 17.68 |
| | T | 3.89 | 5.19 | 5.22 | 5.12 | 5.15 | 6.16 |
| KEO VA | P | .00 | 16.55 | 16.77 | 16.11 | 16.22 | 15.27 |
| | T | .00 | 3.72 | 3.75 | 3.43 | 3.67 | 5.43 |
| PMG | P | 39.67 | 40.17 | 39.81 | 39.78 | 39.61 | 42.18 |
| | T | 24.81 | 27.78 | 27.56 | 27.57 | 27.34 | 35.46 |
| RMG | P | 37.51 | 38.00 | 37.65 | 37.66 | 37.45 | 40.09 |
| | T | 24.66 | 27.53 | 27.34 | 27.33 | 27.17 | 34.72 |

I. BELGIUM: PETROLEUM PRODUCTS PRICES AND TAXES - RETAIL QUOTATIONS

1975 EXCHANGE US. DOLLAR PER BARREL

| PRODUCT | | 72 | 73 | 74 | 75 | 76 | 77 |
|---------|---|-------|-------|-------|-------|-------|-------|
| DOI AG | P | 26.15 | 28.77 | 33.69 | 38.21 | 40.01 | 40.87 |
| | T | 16.80 | 17.24 | 19.76 | 21.37 | 17.73 | 17.15 |
| DOI LI | P | .00 | .00 | .00 | 20.38 | 22.01 | 22.90 |
| | T | .00 | .00 | .00 | 3.11 | 3.20 | 3.25 |
| FO1 LI | P | 11.59 | 12.56 | .00 | .00 | .00 | .00 |
| | T | 3.38 | 3.51 | .00 | .00 | .00 | .00 |
| FO1 ME | P | 8.17 | 8.62 | 14.22 | 15.75 | 16.96 | 17.65 |
| | T | 1.39 | 1.45 | 1.99 | 1.28 | 1.35 | 1.39 |
| FO5 HE | P | 6.70 | 6.96 | 12.62 | 13.99 | 15.12 | 15.78 |
| | T | 1.23 | 1.26 | 1.82 | 1.20 | 1.26 | 1.30 |
| FO6 EH | P | 5.86 | 6.04 | 11.71 | 12.88 | 13.99 | 14.64 |
| | T | 1.13 | 1.15 | 1.73 | 1.14 | 1.20 | 1.24 |
| GOI IN | P | 12.34 | 13.28 | 18.30 | 20.95 | 22.46 | 23.17 |
| | T | 3.46 | 3.59 | 3.94 | 3.14 | 3.22 | 3.26 |
| KEO | P | 17.49 | 17.69 | 22.98 | 25.90 | 26.84 | 27.49 |
| | T | 6.17 | 6.21 | 4.44 | 3.42 | 3.47 | 3.50 |
| KEO VA | P | 14.80 | 14.99 | 20.38 | 23.36 | 24.58 | 24.96 |
| | T | 5.54 | 5.58 | 4.12 | 3.28 | 3.34 | 3.36 |
| PMG | P | 43.33 | 48.54 | 58.00 | 62.03 | 66.26 | 67.81 |
| | T | 36.22 | 42.29 | 43.29 | 40.42 | 37.65 | 37.19 |
| RMG | P | 41.04 | 46.33 | 55.76 | 60.25 | 63.94 | 65.91 |
| | T | 35.52 | 41.61 | 42.69 | 40.19 | 37.50 | 37.08 |

| PRODUCT | | 78 | 79 | 80 | 81 | 82 |
|---------|---|-------|-------|--------|--------|--------|
| DOI AG | P | 40.86 | 49.75 | 65.04 | 85.46 | 99.42 |
| | T | 17.76 | 18.99 | 22.03 | 32.76 | 37.57 |
| DOI LI | P | 22.14 | 29.89 | 41.51 | 52.83 | 64.70 |
| | T | 3.20 | 3.64 | 4.37 | 6.60 | 9.40 |
| FO1 LI | P | .00 | .00 | .00 | .00 | .00 |
| | T | .00 | .00 | .00 | .00 | .00 |
| FO1 ME | P | 16.38 | 20.34 | 31.48 | 43.42 | 50.89 |
| | T | 1.32 | 1.54 | 2.54 | 5.38 | 7.39 |
| FO5 HE | P | 14.40 | 16.62 | 27.41 | 39.01 | 44.42 |
| | T | 1.22 | 1.34 | 2.30 | 4.81 | 6.45 |
| FO6 EH | P | 13.20 | 14.20 | 24.83 | 35.96 | 40.32 |
| | T | 1.16 | 1.22 | 2.14 | 4.41 | 5.86 |
| GOI IN | P | 22.42 | 30.16 | 41.83 | 53.13 | 65.03 |
| | T | 3.22 | 3.66 | 4.39 | 6.63 | 9.45 |
| KEO | P | 26.86 | 33.66 | 44.05 | 55.72 | 67.50 |
| | T | 3.47 | 3.85 | 4.53 | 6.95 | 9.81 |
| KEO VA | P | 24.34 | 32.36 | 44.06 | 55.72 | 67.50 |
| | T | 3.33 | 3.78 | 4.53 | 6.95 | 9.81 |
| PMG | P | 70.74 | 78.52 | 100.72 | 122.15 | 136.38 |
| | T | 42.84 | 43.74 | 50.29 | 61.62 | 69.74 |
| RMG | P | 68.99 | 77.01 | 98.49 | 118.09 | 131.85 |
| | T | 42.60 | 43.54 | 49.65 | 60.85 | 68.87 |

NOTE: 0 INDICATES MISSING OBSERVATIONS

II. BELGIUM: PETROLEUM PRODUCTS PRICES AND TAXES - WHOLESALE QUOTATIONS

1975 EXCHANGE US.DOLLAR PER BARREL

| PRODUCT | | 60 | 61 | 62 | 63 | 64 | 65 |
|---------|---|-------|-------|-------|-------|-------|-------|
| DOI AG | P | .00 | .00 | .00 | .00 | .00 | .00 |
| | T | .00 | .00 | .00 | .00 | .00 | .00 |
| DOI LI | P | .00 | .00 | .00 | .00 | .00 | .00 |
| | T | .00 | .00 | .00 | .00 | .00 | .00 |
| FO1 LI | P | 7.75 | 7.62 | 7.38 | 7.22 | 7.95 | 8.32 |
| | T | 1.24 | 1.24 | 1.24 | 1.24 | 1.24 | 1.24 |
| FO1 ME | P | .00 | .00 | 7.28 | 7.09 | 6.89 | 7.08 |
| | T | .00 | .00 | 1.36 | 1.36 | 1.36 | 1.36 |
| FO5 HE | P | .00 | .00 | 6.09 | 5.88 | 5.75 | 5.90 |
| | T | .00 | .00 | 1.29 | 1.29 | 1.28 | 1.25 |
| FO6 EH | P | 5.80 | 5.79 | 5.51 | 5.30 | 5.22 | 5.28 |
| | T | 1.23 | 1.23 | 1.26 | 1.23 | 1.22 | 1.15 |
| GOI IN | P | 10.26 | 10.41 | 10.59 | 10.56 | 10.23 | 10.60 |
| | T | 2.81 | 2.81 | 2.81 | 2.81 | 2.86 | 3.07 |
| KEO | P | 14.63 | 14.66 | 14.63 | 14.52 | 13.99 | 13.94 |
| | T | 3.64 | 3.64 | 3.64 | 3.64 | 3.56 | 3.20 |
| KEO VA | P | .00 | .00 | .00 | .00 | .00 | .00 |
| | T | .00 | .00 | .00 | .00 | .00 | .00 |
| PMG | P | 32.77 | 32.74 | 32.76 | 33.36 | 33.34 | 32.97 |
| | T | 23.29 | 23.29 | 23.29 | 23.29 | 23.25 | 23.07 |
| RMG | P | 30.95 | 30.90 | 30.60 | 31.19 | 31.18 | 30.81 |
| | T | 23.12 | 23.12 | 23.12 | 23.12 | 23.09 | 22.99 |

| PRODUCT | | 66 | 67 | 68 | 69 | 70 | 71 |
|---------|---|-------|-------|-------|-------|-------|-------|
| DOI AG | P | .00 | 15.26 | 15.47 | 20.16 | 20.50 | 21.34 |
| | T | .00 | 7.09 | 7.10 | 12.07 | 12.16 | 15.82 |
| DOI LI | P | .00 | .00 | .00 | .00 | .00 | .00 |
| | T | .00 | .00 | .00 | .00 | .00 | .00 |
| FO1 LI | P | 9.98 | 10.37 | 10.56 | 10.16 | 10.67 | 11.59 |
| | T | 1.72 | 2.56 | 2.58 | 2.52 | 2.53 | 3.12 |
| FO1 ME | P | 7.26 | 7.51 | 7.41 | 6.61 | 7.96 | 8.44 |
| | T | 1.37 | 1.40 | 1.42 | 1.29 | 1.40 | 1.20 |
| FO5 HE | P | 6.01 | 6.12 | 5.78 | 5.39 | 6.56 | 7.27 |
| | T | 1.28 | 1.33 | 1.28 | 1.20 | 1.28 | 1.09 |
| FO6 EH | P | 5.33 | 5.35 | 4.98 | 4.43 | 6.00 | 6.71 |
| | T | 1.18 | 1.23 | 1.17 | 1.10 | 1.13 | 1.04 |
| GOI IN | P | 12.14 | 11.75 | 11.96 | 11.60 | 11.91 | 12.07 |
| | T | 3.23 | 3.55 | 3.61 | 3.55 | 3.59 | 3.44 |
| KEO | P | 14.83 | 15.60 | 15.82 | 15.15 | 15.27 | 14.49 |
| | T | 3.89 | 5.19 | 5.22 | 5.12 | 5.15 | 5.79 |
| KEO VA | P | .00 | 14.82 | 15.04 | 14.37 | 14.49 | 14.46 |
| | T | .00 | 3.72 | 3.75 | 3.43 | 3.67 | 5.35 |
| PMG | P | 37.42 | 38.01 | 37.78 | 37.61 | 37.53 | 39.35 |
| | T | 24.81 | 27.78 | 27.56 | 27.57 | 27.34 | 35.05 |
| RMG | P | 35.25 | 35.84 | 35.61 | 35.59 | 35.40 | 37.10 |
| | T | 24.66 | 27.53 | 27.34 | 27.33 | 27.17 | 34.29 |

II. BELGIUM: PETROLEUM PRODUCTS PRICES AND TAXES - WHOLESALE QUOTATIONS

1975 EXCHANGE US. DOLLAR PER BARREL

| PRODUCT | | 72 | 73 | 74 | 75 | 76 | 77 |
|---------|---|-------|-------|-------|-------|-------|-------|
| DOI AG | P | 21.62 | 24.38 | 33.35 | 37.83 | 39.66 | 40.52 |
| | T | 16.11 | 16.57 | 19.72 | 21.32 | 17.69 | 17.10 |
| DOI LI | P | .00 | .00 | .00 | 20.06 | 21.69 | 22.58 |
| | T | .00 | .00 | .00 | 3.09 | 3.18 | 3.23 |
| FO1 LI | P | 11.25 | 12.22 | .00 | .00 | .00 | .00 |
| | T | 3.34 | 3.47 | .00 | .00 | .00 | .00 |
| FO1 ME | P | 7.82 | 8.26 | 13.87 | 15.42 | 16.63 | 17.32 |
| | T | 1.35 | 1.41 | 1.95 | 1.26 | 1.33 | 1.37 |
| FO5 HE | P | 6.33 | 6.59 | 12.26 | 13.65 | 14.78 | 15.44 |
| | T | 1.18 | 1.21 | 1.78 | 1.18 | 1.24 | 1.28 |
| FO6 EH | P | 5.49 | 5.66 | 11.34 | 12.53 | 13.64 | 14.30 |
| | T | 1.08 | 1.11 | 1.68 | 1.12 | 1.18 | 1.22 |
| GOI IN | P | 11.99 | 12.93 | 17.96 | 20.63 | 22.14 | 22.85 |
| | T | 3.42 | 3.54 | 3.90 | 3.12 | 3.20 | 3.24 |
| KEO | P | 14.37 | 14.55 | 19.91 | 22.90 | 24.12 | 24.50 |
| | T | 5.79 | 5.83 | 4.19 | 3.25 | 3.31 | 3.34 |
| KEO VA | P | 14.37 | 14.55 | 19.91 | 22.94 | 24.12 | 24.50 |
| | T | 5.49 | 5.52 | 4.08 | 3.25 | 3.31 | 3.34 |
| PMG | P | 40.99 | 45.49 | 54.31 | 58.28 | 61.88 | 62.95 |
| | T | 35.86 | 41.82 | 42.82 | 40.20 | 37.40 | 36.91 |
| RMG | P | 38.89 | 43.05 | 52.15 | 56.52 | 59.58 | 61.12 |
| | T | 35.20 | 41.11 | 42.23 | 39.98 | 37.25 | 36.81 |

| PRODUCT | | 78 | 79 | 80 | 81 | 82 |
|---------|---|-------|-------|-------|--------|--------|
| DOI AG | P | 40.52 | 49.46 | 64.67 | 85.09 | 99.03 |
| | T | 17.71 | 18.95 | 21.98 | 32.69 | 37.49 |
| DOI LI | P | 21.82 | 29.57 | 41.18 | 52.48 | 64.35 |
| | T | 3.19 | 3.62 | 4.34 | 6.55 | 9.35 |
| FO1 LI | P | .00 | .00 | .00 | .00 | .00 |
| | T | .00 | .00 | .00 | .00 | .00 |
| FO1 ME | P | 16.05 | 20.01 | 31.15 | 43.06 | 50.52 |
| | T | 1.30 | 1.52 | 2.52 | 5.33 | 7.34 |
| FO5 HE | P | 14.06 | 16.29 | 27.06 | 38.66 | 44.05 |
| | T | 1.20 | 1.32 | 2.27 | 4.76 | 6.40 |
| FO6 EH | P | 12.85 | 13.87 | 24.52 | 35.67 | 39.94 |
| | T | 1.14 | 1.20 | 2.12 | 4.38 | 5.80 |
| GOI IN | P | 22.10 | 29.85 | 41.53 | 52.78 | 64.74 |
| | T | 3.20 | 3.64 | 4.37 | 6.59 | 9.41 |
| KEO | P | 23.88 | 31.86 | 43.60 | 55.22 | 66.99 |
| | T | 3.30 | 3.75 | 4.50 | 6.89 | 9.73 |
| KEO VA | P | 23.88 | 32.05 | 43.60 | 55.22 | 66.99 |
| | T | 3.30 | 3.76 | 4.50 | 6.89 | 9.73 |
| PMG | P | 65.64 | 72.45 | 94.41 | 114.95 | 129.42 |
| | T | 42.14 | 42.91 | 49.38 | 60.26 | 68.42 |
| RMG | P | 64.14 | 71.38 | 92.19 | 110.88 | 124.94 |
| | T | 41.94 | 42.76 | 48.74 | 59.49 | 67.55 |

NOTE: 0 INDICATES MISSING OBSERVATIONS

BELGIUM: AVERAGE RETAIL PRICES AND TAXES FOR MAIN GROUPS OF PRODUCTS

1975 EXCHANGE US.DOLLAR PER BARREL

A. PRICE

| YEAR | GASOLINE | KEROSENE | DISTILLATE | RESIDUAL |
|------|----------|----------|------------|----------|
| 60 | 34.02 | 23.94 | 11.95 | 7.07 |
| 61 | 33.96 | 23.04 | 11.51 | 7.00 |
| 62 | 33.63 | 16.36 | 10.82 | 6.87 |
| 63 | 34.18 | 16.26 | 10.87 | 6.68 |
| 64 | 34.21 | 15.72 | 10.53 | 6.77 |
| 65 | 34.07 | 15.67 | 10.91 | 6.96 |
| 66 | 38.59 | 16.56 | 12.45 | 7.46 |
| 67 | 39.08 | 16.94 | 15.29 | 7.65 |
| 68 | 38.73 | 17.16 | 15.52 | 7.53 |
| 69 | 38.72 | 16.49 | 18.13 | 6.96 |
| 70 | 38.53 | 17.54 | 18.25 | 8.14 |
| 71 | 41.13 | 16.48 | 18.90 | 8.86 |
| 72 | 42.19 | 16.15 | 19.24 | 8.08 |
| 73 | 47.44 | 16.34 | 21.02 | 8.54 |
| 74 | 56.88 | 21.68 | 25.99 | 12.85 |
| 75 | 61.14 | 24.63 | 26.51 | 14.21 |
| 76 | 65.10 | 25.71 | 28.16 | 15.36 |
| 77 | 66.86 | 26.23 | 28.98 | 16.03 |
| 78 | 69.87 | 25.60 | 28.47 | 14.66 |
| 79 | 77.76 | 33.01 | 36.60 | 17.05 |
| 80 | 99.61 | 44.06 | 49.46 | 27.91 |
| 81 | 120.12 | 55.72 | 63.81 | 39.46 |
| 82 | 134.11 | 67.50 | 76.38 | 45.21 |

B. TAX

| YEAR | GASOLINE | KEROSENE | DISTILLATE | RESIDUAL |
|------|----------|----------|------------|----------|
| 60 | 23.20 | 3.64 | 2.81 | 1.24 |
| 61 | 23.20 | 3.64 | 2.81 | 1.24 |
| 62 | 23.20 | 3.64 | 2.81 | 1.29 |
| 63 | 23.20 | 3.64 | 2.81 | 1.28 |
| 64 | 23.17 | 3.56 | 2.86 | 1.28 |
| 65 | 23.03 | 3.20 | 3.07 | 1.25 |
| 66 | 24.74 | 3.89 | 3.23 | 1.39 |
| 67 | 27.65 | 4.45 | 5.32 | 1.63 |
| 68 | 27.45 | 4.48 | 5.36 | 1.61 |
| 69 | 27.45 | 4.28 | 7.81 | 1.53 |
| 70 | 27.26 | 4.41 | 7.87 | 1.59 |
| 71 | 35.09 | 5.79 | 9.95 | 1.65 |
| 72 | 35.87 | 5.86 | 10.13 | 1.78 |
| 73 | 41.95 | 5.89 | 10.41 | 1.84 |
| 74 | 42.99 | 4.28 | 11.85 | 1.84 |
| 75 | 40.30 | 3.35 | 9.21 | 1.21 |
| 76 | 37.57 | 3.40 | 8.05 | 1.27 |
| 77 | 37.13 | 3.43 | 7.88 | 1.31 |
| 78 | 42.72 | 3.40 | 8.06 | 1.23 |
| 79 | 43.64 | 3.82 | 8.76 | 1.37 |
| 80 | 49.97 | 4.53 | 10.26 | 2.33 |
| 81 | 61.24 | 6.95 | 15.33 | 4.87 |
| 82 | 69.31 | 9.81 | 18.81 | 6.57 |

FINAL ANALYSIS FOR: BELGIUM

1975 EXCHANGE US.DOLLAR PER BARREL

| YEAR | R E T A I L | | W H O L E S A L E | |
|------|-------------|-------|-------------------|-------|
| | PRICE | TAX | PRICE | TAX |
| 60 | 14.81 | 6.33 | 13.35 | 6.33 |
| 61 | 14.24 | 6.03 | 13.05 | 6.03 |
| 62 | 14.05 | 6.58 | 13.41 | 6.58 |
| 63 | 13.19 | 5.63 | 12.57 | 5.63 |
| 64 | 12.56 | 5.28 | 11.96 | 5.28 |
| 65 | 12.73 | 5.27 | 12.10 | 5.27 |
| 66 | 13.93 | 5.42 | 13.32 | 5.42 |
| 67 | 14.72 | 6.40 | 13.59 | 6.40 |
| 68 | 14.78 | 6.39 | 13.63 | 6.39 |
| 69 | 15.19 | 7.07 | 13.89 | 7.07 |
| 70 | 15.91 | 7.15 | 14.65 | 7.15 |
| 71 | 16.96 | 9.12 | 15.52 | 8.93 |
| 72 | 16.97 | 9.45 | 15.51 | 9.24 |
| 73 | 20.11 | 11.57 | 18.35 | 11.31 |
| 74 | 24.95 | 12.03 | 24.08 | 11.93 |
| 75 | 27.02 | 10.75 | 26.12 | 10.70 |
| 76 | 28.98 | 10.02 | 27.99 | 9.96 |
| 77 | 30.06 | 9.99 | 28.99 | 9.92 |
| 78 | 29.61 | 10.85 | 28.51 | 10.72 |
| 79 | 36.20 | 11.70 | 34.96 | 11.55 |
| 80 | 49.05 | 13.52 | 47.74 | 13.35 |
| 81 | 63.62 | 18.80 | 62.11 | 18.53 |
| 82 | 73.75 | 22.35 | 72.28 | 22.08 |

CALCULATION OF EX TAX PRICES AND DEALER MARGIN

| YEAR | RETAIL | WHOLESALE | DEALER |
|------|--------|-----------|--------|
| 60 | 8.48 | 7.02 | 1.46 |
| 61 | 8.21 | 7.03 | 1.19 |
| 62 | 7.46 | 6.82 | .64 |
| 63 | 7.56 | 6.94 | .62 |
| 64 | 7.28 | 6.68 | .60 |
| 65 | 7.46 | 6.83 | .63 |
| 66 | 8.51 | 7.90 | .61 |
| 67 | 8.32 | 7.19 | 1.13 |
| 68 | 8.39 | 7.23 | 1.16 |
| 69 | 8.12 | 6.82 | 1.29 |
| 70 | 8.76 | 7.49 | 1.27 |
| 71 | 7.83 | 6.60 | 1.24 |
| 72 | 7.52 | 6.28 | 1.25 |
| 73 | 8.53 | 7.04 | 1.50 |
| 74 | 12.92 | 12.16 | .76 |
| 75 | 16.27 | 15.42 | .85 |
| 76 | 18.97 | 18.04 | .93 |
| 77 | 20.07 | 19.07 | 1.01 |
| 78 | 18.76 | 17.79 | .97 |
| 79 | 24.50 | 23.41 | 1.09 |
| 80 | 35.54 | 34.40 | 1.14 |
| 81 | 44.81 | 43.58 | 1.24 |
| 82 | 51.40 | 50.20 | 1.20 |

NOTE:0 INDICATES LACK OF DATA

I. DENMARK: PETROLEUM PRODUCTS PRICES AND TAXES - RETAIL QUOTATIONS

1975 EXCHANGE US.DOLLAR PER BARREL

| PRODUCT | | 67 | 68 | 69 | 70 | 71 | 72 |
|---------|---|-------|-------|-------|-------|-------|-------|
| DOI AG | P | 9.29 | 10.36 | 9.90 | 10.72 | 12.80 | 12.94 |
| | T | .28 | .00 | .00 | .00 | .00 | .00 |
| FO1 LI | P | 5.10 | 5.43 | 5.27 | 5.64 | 6.68 | 5.95 |
| | T | .00 | .00 | .00 | .00 | .00 | .00 |
| FO3 ME | P | 5.00 | 5.32 | 5.15 | 5.50 | 6.61 | 5.80 |
| | T | .00 | .00 | .00 | .00 | .00 | .00 |
| FO5 HE | P | 4.34 | 5.08 | 4.91 | 5.29 | 6.40 | 5.59 |
| | T | .00 | .00 | .00 | .00 | .00 | .00 |
| GOI | P | 6.99 | 7.89 | 7.41 | 7.97 | 9.84 | 9.70 |
| | T | .28 | .00 | .00 | .00 | .00 | .00 |
| GOI HE | P | 6.51 | 7.46 | 6.81 | 7.45 | 9.16 | 9.13 |
| | T | .28 | .00 | .00 | .00 | .00 | .00 |
| KEO WW | P | 10.41 | 12.02 | 11.76 | 12.77 | .00 | .00 |
| | T | .00 | .00 | .00 | .00 | .00 | .00 |
| PMG 97 | P | .00 | .00 | .00 | .00 | .00 | 39.29 |
| | T | .00 | .00 | .00 | .00 | .00 | 21.58 |
| PMG 99 | P | 33.39 | 35.95 | 36.72 | 37.71 | 39.28 | 40.12 |
| | T | 19.93 | 19.92 | 20.27 | 21.58 | 21.58 | 21.58 |
| RMG 93 | P | 31.96 | 34.46 | 35.08 | 36.22 | 37.90 | 38.74 |
| | T | 19.93 | 19.92 | 20.27 | 21.58 | 21.58 | 21.58 |

| PRODUCT | | 73 | 74 | 75 | 76 | 77 | 78 |
|---------|---|-------|-------|-------|-------|-------|-------|
| DOI AG | P | 15.32 | 24.23 | 23.91 | 28.96 | 31.56 | 30.81 |
| | T | .00 | .00 | .00 | .00 | .00 | .00 |
| FO1 LI | P | 7.99 | .00 | .00 | .00 | .00 | .00 |
| | T | .00 | .00 | .00 | .00 | .00 | .00 |
| FO3 ME | P | 7.34 | .00 | .00 | .00 | .00 | .00 |
| | T | .00 | .00 | .00 | .00 | .00 | .00 |
| FO5 HE | P | 6.60 | 16.25 | 15.09 | 16.30 | 19.25 | 20.50 |
| | T | .00 | .00 | .00 | .00 | .00 | .00 |
| GOI | P | 12.04 | 22.45 | 21.69 | 24.49 | 26.83 | 31.18 |
| | T | .00 | .00 | .00 | .00 | .00 | .00 |
| GOI HE | P | 11.53 | 21.91 | 21.17 | 24.19 | 26.08 | 28.54 |
| | T | .00 | .00 | .00 | .00 | .00 | .00 |
| KEO WW | P | .00 | .00 | .00 | .00 | .00 | .00 |
| | T | .00 | .00 | .00 | .00 | .00 | .00 |
| PMG 97 | P | 42.82 | 59.03 | 60.34 | 66.12 | 73.02 | 79.10 |
| | T | 22.28 | 24.06 | 24.08 | 24.04 | 24.04 | 24.06 |
| PMG 99 | P | 43.65 | 59.64 | 61.17 | 66.95 | 73.85 | 79.66 |
| | T | 22.28 | 24.06 | 24.08 | 24.04 | 24.04 | 24.06 |
| RMG 93 | P | 42.22 | 57.63 | 59.48 | 65.15 | 71.64 | 77.98 |
| | T | 22.28 | 24.06 | 24.08 | 24.04 | 24.04 | 24.06 |

I. DENMARK: PETROLEUM PRODUCTS PRICES AND TAXES - RETAIL QUOTATIONS

1975 EXCHANGE US.DOLLAR PER BARREL

| PRODUCT | | 79 | 80 | 81 | 82 |
|---------|---|-------|--------|--------|--------|
| DOI AG | P | 45.83 | 70.08 | 90.02 | 104.61 |
| | T | 19.52 | 21.13 | 26.81 | 28.45 |
| FO1 LI | P | .00 | .00 | .00 | .00 |
| | T | .00 | .00 | .00 | .00 |
| FO3 ME | P | .00 | .00 | .00 | .00 |
| | T | .00 | .00 | .00 | .00 |
| FO5 HE | P | 27.77 | 45.57 | 64.61 | 65.93 |
| | T | .09 | .09 | .11 | .11 |
| GOI | P | 44.43 | 64.32 | 83.27 | 96.34 |
| | T | 18.12 | 20.47 | 25.52 | 27.15 |
| GOI HE | P | 42.79 | 63.56 | 82.76 | 95.04 |
| | T | .00 | 20.08 | 25.46 | 27.15 |
| KEO WW | P | .00 | .00 | .00 | .00 |
| | T | .00 | .00 | .00 | .00 |
| PMG 97 | P | 98.14 | 124.86 | 149.10 | 164.29 |
| | T | 34.05 | 73.37 | 80.21 | 87.50 |
| PMG 99 | P | 98.70 | 125.41 | 149.86 | 165.12 |
| | T | 34.05 | 73.37 | 80.21 | 87.50 |
| RMG 93 | P | 97.04 | 123.75 | 147.80 | 162.90 |
| | T | 34.05 | 73.37 | 80.06 | 87.09 |

NOTE: 0 INDICATES MISSING OBSERVATIONS

DENMARK: AVERAGE RETAIL PRICES AND TAXES FOR MAIN GROUPS OF PRODUCTS

1975 EXCHANGE US.DOLLAR PER BARREL

A. PRICE

| YEAR | GASOLINE | KEROSENE | DISTILLATE | RESIDUAL |
|------|----------|----------|------------|----------|
| 60 | .00 | .00 | .00 | .00 |
| 61 | .00 | .00 | .00 | .00 |
| 62 | .00 | .00 | .00 | .00 |
| 63 | .00 | .00 | .00 | .00 |
| 64 | .00 | .00 | .00 | .00 |
| 65 | .00 | .00 | .00 | .00 |
| 66 | .00 | .00 | .00 | .00 |
| 67 | 32.67 | 10.41 | 7.60 | 4.81 |
| 68 | 35.21 | 12.02 | 8.57 | 5.28 |
| 69 | 35.90 | 11.76 | 8.04 | 5.11 |
| 70 | 36.97 | 12.77 | 8.71 | 5.47 |
| 71 | 38.59 | .00 | 10.60 | 6.57 |
| 72 | 39.38 | .00 | 10.59 | 5.78 |
| 73 | 42.89 | .00 | 12.96 | 7.31 |
| 74 | 58.77 | .00 | 22.86 | 16.25 |
| 75 | 60.33 | .00 | 22.26 | 15.09 |
| 76 | 66.08 | .00 | 25.88 | 16.30 |
| 77 | 72.84 | .00 | 28.16 | 19.25 |
| 78 | 78.92 | .00 | 30.17 | 20.50 |
| 79 | 97.96 | .00 | 44.35 | 27.77 |
| 80 | 124.68 | .00 | 65.98 | 45.57 |
| 81 | 148.92 | .00 | 85.35 | 64.61 |
| 82 | 164.11 | .00 | 98.66 | 65.93 |

B. TAX

| YEAR | GASOLINE | KEROSENE | DISTILLATE | RESIDUAL |
|------|----------|----------|------------|----------|
| 60 | .00 | .00 | .00 | .00 |
| 61 | .00 | .00 | .00 | .00 |
| 62 | .00 | .00 | .00 | .00 |
| 63 | .00 | .00 | .00 | .00 |
| 64 | .00 | .00 | .00 | .00 |
| 65 | .00 | .00 | .00 | .00 |
| 66 | .00 | .00 | .00 | .00 |
| 67 | 19.93 | .00 | .28 | .00 |
| 68 | 19.92 | .00 | .00 | .00 |
| 69 | 20.27 | .00 | .00 | .00 |
| 70 | 21.58 | .00 | .00 | .00 |
| 71 | 21.58 | .00 | .00 | .00 |
| 72 | 21.58 | .00 | .00 | .00 |
| 73 | 22.28 | .00 | .00 | .00 |
| 74 | 24.06 | .00 | .00 | .00 |
| 75 | 24.08 | .00 | .00 | .00 |
| 76 | 24.04 | .00 | .00 | .00 |
| 77 | 24.04 | .00 | .00 | .00 |
| 78 | 24.06 | .00 | .00 | .00 |
| 79 | 34.05 | .00 | 18.82 | .09 |
| 80 | 73.37 | .00 | 20.56 | .09 |
| 81 | 80.16 | .00 | 25.93 | .11 |
| 82 | 87.36 | .00 | 27.58 | .11 |

FINAL ANALYSIS FOR: DENMARK
1975 EXCHANGE US.DOLLAR PER BARREL

| YEAR | R E T A I L | | W H O L E S A L E | |
|------|-------------|-------|-------------------|-----|
| | PRICE | TAX | PRICE | TAX |
| 67 | 10.35 | 3.23 | | |
| 68 | 10.95 | .00 | | |
| 69 | 10.22 | .00 | | |
| 70 | 10.43 | .00 | | |
| 71 | 11.93 | .00 | | |
| 72 | 11.55 | .00 | | |
| 73 | 15.22 | .00 | | |
| 74 | 24.62 | .00 | | |
| 75 | 24.34 | .00 | | |
| 76 | 27.88 | .00 | | |
| 77 | 31.16 | .00 | | |
| 78 | 34.20 | .00 | | |
| 79 | 45.85 | 14.01 | | |
| 80 | 67.44 | 21.11 | | |
| 81 | 88.70 | 26.06 | | |
| 82 | 98.29 | 28.05 | | |

CALCULATION OF EX TAX PRICES AND DEALER MARGIN

| YEAR | RETAIL | WHOLESALE | DEALER |
|------|--------|-----------|--------|
| 67 | 7.12 | | |
| 79 | 31.84 | | |
| 80 | 46.33 | | |
| 81 | 62.65 | | |
| 82 | 70.23 | | |

NOTE:0 INDICATES LACK OF DATA

I.FINLAND: PETROLEUM PRODUCTS PRICES AND TAXES - RETAIL QUOTATIONS

1975 EXCHANGE US.DOLLAR PER BARREL

| PRODUCT | | 81 | 82 |
|---------|---|--------|--------|
| DOI | P | 101.60 | 105.57 |
| | T | 28.32 | 30.72 |
| FO3 ME | P | 39.48 | 40.43 |
| | T | 2.31 | 3.67 |
| GOI DH | P | 63.24 | 64.02 |
| | T | 3.30 | 4.94 |
| PMG 99 | P | 145.35 | 150.65 |
| | T | 47.01 | 50.85 |
| RMG 92 | P | 139.72 | 144.67 |
| | T | 47.01 | 50.85 |

NOTE: 0 INDICATES MISSING OBSERVATIONS

FINLAND: AVERAGE RETAIL PRICES AND TAXES FOR MAIN GROUPS OF PRODUCTS

1975 EXCHANGE US.DOLLAR PER BARREL

A. PRICE

| YEAR | GASOLINE | KEROSENE | DISTILLATE | RESIDUAL |
|------|----------|----------|------------|----------|
| 60 | .00 | .00 | .00 | .00 |
| 61 | .00 | .00 | .00 | .00 |
| 62 | .00 | .00 | .00 | .00 |
| 63 | .00 | .00 | .00 | .00 |
| 64 | .00 | .00 | .00 | .00 |
| 65 | .00 | .00 | .00 | .00 |
| 66 | .00 | .00 | .00 | .00 |
| 67 | .00 | .00 | .00 | .00 |
| 68 | .00 | .00 | .00 | .00 |
| 69 | .00 | .00 | .00 | .00 |
| 70 | .00 | .00 | .00 | .00 |
| 71 | .00 | .00 | .00 | .00 |
| 72 | .00 | .00 | .00 | .00 |
| 73 | .00 | .00 | .00 | .00 |
| 74 | .00 | .00 | .00 | .00 |
| 75 | .00 | .00 | .00 | .00 |
| 76 | .00 | .00 | .00 | .00 |
| 77 | .00 | .00 | .00 | .00 |
| 78 | .00 | .00 | .00 | .00 |
| 79 | .00 | .00 | .00 | .00 |
| 80 | .00 | .00 | .00 | .00 |
| 81 | 142.53 | .00 | 82.42 | 39.48 |
| 82 | 147.66 | .00 | 84.79 | 40.43 |

B. TAX

| YEAR | GASOLINE | KEROSENE | DISTILLATE | RESIDUAL |
|------|----------|----------|------------|----------|
| 60 | .00 | .00 | .00 | .00 |
| 61 | .00 | .00 | .00 | .00 |
| 62 | .00 | .00 | .00 | .00 |
| 63 | .00 | .00 | .00 | .00 |
| 64 | .00 | .00 | .00 | .00 |
| 65 | .00 | .00 | .00 | .00 |
| 66 | .00 | .00 | .00 | .00 |
| 67 | .00 | .00 | .00 | .00 |
| 68 | .00 | .00 | .00 | .00 |
| 69 | .00 | .00 | .00 | .00 |
| 70 | .00 | .00 | .00 | .00 |
| 71 | .00 | .00 | .00 | .00 |
| 72 | .00 | .00 | .00 | .00 |
| 73 | .00 | .00 | .00 | .00 |
| 74 | .00 | .00 | .00 | .00 |
| 75 | .00 | .00 | .00 | .00 |
| 76 | .00 | .00 | .00 | .00 |
| 77 | .00 | .00 | .00 | .00 |
| 78 | .00 | .00 | .00 | .00 |
| 79 | .00 | .00 | .00 | .00 |
| 80 | .00 | .00 | .00 | .00 |
| 81 | 47.01 | .00 | 15.81 | 2.31 |
| 82 | 50.85 | .00 | 17.83 | 3.67 |

FINAL ANALYSIS FOR: FINLAND

1975 EXCHANGE US.DOLLAR PER BARREL

| YEAR | R E T A I L | | W H O L E S A L E | |
|------|-------------|-------|-------------------|-----|
| | PRICE | TAX | PRICE | TAX |
| 81 | 74.37 | 15.41 | | |
| 82 | 77.11 | 17.46 | | |

CALCULATION OF EX TAX PRICES AND DEALER MARGIN

| YEAR | RETAIL | WHOLESALE | DEALER |
|------|--------|-----------|--------|
| 81 | 59.45 | | |
| 82 | 59.66 | | |

NOTE:0 INDICATES LACK OF DATA

I. FRANCE: PETROLEUM PRODUCTS PRICES AND TAXES - RETAIL QUOTATIONS

1975 EXCHANGE US.DOLLAR PER BARREL

| PRODUCT | | 60 | 61 | 62 | 63 | 64 | 65 |
|---------|---|-------|-------|-------|-------|-------|-------|
| DOI DE | P | 24.74 | 24.68 | 24.69 | 24.61 | 24.39 | 24.00 |
| | T | 16.35 | 16.35 | 16.35 | 16.35 | 16.33 | 16.27 |
| DOI DH | P | 6.59 | 7.06 | 7.45 | 7.42 | 7.19 | 6.84 |
| | T | .53 | .53 | .53 | .54 | .53 | .48 |
| KEO | P | .00 | .00 | 19.02 | 18.97 | 18.67 | 18.66 |
| | T | .00 | .00 | 10.05 | 10.05 | 10.05 | 10.05 |
| PMG | P | 38.57 | 38.57 | 38.57 | 38.57 | 38.51 | 38.20 |
| | T | 28.04 | 28.04 | 28.04 | 28.04 | 28.04 | 28.04 |
| RMG | P | 36.72 | 36.53 | 36.22 | 36.06 | 35.17 | 34.86 |
| | T | 27.28 | 27.28 | 27.28 | 27.15 | 26.54 | 26.54 |

| PRODUCT | | 66 | 67 | 68 | 69 | 70 | 71 |
|---------|---|-------|-------|-------|-------|-------|-------|
| DOI DE | P | 23.92 | 24.10 | 24.41 | 26.30 | 26.62 | 28.58 |
| | T | 16.27 | 16.27 | 16.36 | 17.47 | 17.47 | 17.76 |
| DOI DH | P | 6.75 | 7.13 | 7.78 | 9.09 | 9.46 | 11.34 |
| | T | .48 | .50 | .59 | 2.10 | 2.17 | 2.45 |
| KEO | P | 18.66 | 18.80 | 18.93 | 20.39 | 26.91 | 28.68 |
| | T | 10.06 | 10.11 | 10.16 | 10.75 | 16.66 | 16.94 |
| PMG | P | 38.20 | 38.56 | 39.10 | 42.22 | 42.96 | 44.55 |
| | T | 28.04 | 28.04 | 28.19 | 31.08 | 31.09 | 31.34 |
| RMG | P | 34.86 | 35.22 | 35.76 | 38.87 | 39.56 | 40.84 |
| | T | 26.54 | 26.54 | 26.68 | 29.49 | 29.49 | 29.70 |

| PRODUCT | | 72 | 73 | 74 | 75 | 76 | 77 |
|---------|---|-------|-------|-------|-------|-------|-------|
| DOI DE | P | 28.88 | 29.87 | 39.74 | 42.60 | 47.28 | 52.18 |
| | T | 17.80 | 18.56 | 21.00 | 22.40 | 23.05 | 25.61 |
| DOI DH | P | 11.51 | 11.37 | 20.37 | 21.98 | 25.75 | 28.92 |
| | T | 2.47 | 2.48 | 3.75 | 4.07 | 4.64 | 5.12 |
| KEO | P | 28.61 | 29.21 | 38.62 | 40.61 | .00 | .00 |
| | T | 16.92 | 17.05 | 18.43 | 18.73 | .00 | .00 |
| PMG | P | 44.57 | 46.56 | 65.44 | 67.96 | 73.63 | 86.67 |
| | T | 31.34 | 32.48 | 36.48 | 37.71 | 40.81 | 51.48 |
| RMG | P | 41.20 | 42.99 | 60.28 | 62.76 | 68.31 | 80.20 |
| | T | 29.75 | 30.66 | 34.31 | 35.53 | 38.51 | 48.31 |

| PRODUCT | | 78 | 79 | 80 | 81 | 82 |
|---------|---|-------|--------|--------|--------|--------|
| DOI DE | P | 57.25 | 70.02 | 89.18 | 106.90 | 124.57 |
| | T | 31.09 | 38.71 | 41.72 | 45.24 | 51.53 |
| DOI DH | P | 31.64 | 39.94 | 59.21 | 76.61 | 89.37 |
| | T | 7.40 | 11.19 | 14.25 | 16.76 | 19.09 |
| KEO | P | .00 | .00 | .00 | .00 | .00 |
| | T | .00 | .00 | .00 | .00 | .00 |
| PMG | P | 93.10 | 107.91 | 127.18 | 145.66 | 165.70 |
| | T | 59.50 | 70.15 | 73.12 | 76.87 | 87.15 |
| RMG | P | 85.94 | 100.00 | 119.38 | 137.83 | 155.46 |
| | T | 55.05 | 65.70 | 68.66 | 72.38 | 81.84 |

NOTE: 0 INDICATES MISSING OBSERVATIONS

II. FRANCE: PETROLEUM PRODUCTS PRICES AND TAXES - WHOLESALE QUOTATIONS

1975 EXCHANGE US.DOLLAR PER BARREL

| PRODUCT | | 60 | 61 | 62 | 63 | 64 | 65 |
|---------|---|-------|-------|-------|-------|-------|-------|
| DOI DE | P | 23.38 | 23.33 | 23.33 | 23.21 | 22.92 | 22.53 |
| | T | 16.35 | 16.35 | 16.35 | 16.35 | 16.33 | 16.27 |
| DOI DH | P | .00 | .00 | .00 | 6.48 | 6.33 | 5.97 |
| | T | .00 | .00 | .00 | .54 | .53 | .48 |
| FO1 LI | P | 6.45 | 6.13 | 5.73 | 5.71 | 5.73 | 5.51 |
| | T | .60 | .59 | .55 | .55 | .53 | .48 |
| FO3 N1 | P | .00 | .00 | 5.03 | 5.16 | 5.34 | 5.29 |
| | T | .00 | .00 | .39 | .37 | .37 | .37 |
| FO5 N2 | P | 4.95 | 4.92 | 4.70 | 4.75 | 4.95 | 4.92 |
| | T | .43 | .43 | .40 | .38 | .38 | .38 |
| KEO | P | .00 | .00 | 17.92 | 17.88 | 17.57 | 17.56 |
| | T | .00 | .00 | .00 | .00 | .00 | .00 |
| PMG | P | 36.69 | 36.69 | 36.69 | 36.63 | 36.52 | 36.21 |
| | T | 28.04 | 28.04 | 28.04 | 28.04 | 28.04 | 28.04 |
| RMG | P | 35.21 | 35.02 | 34.71 | 34.49 | 33.55 | 33.24 |
| | T | 27.28 | 27.28 | 27.28 | 27.15 | 26.54 | 26.54 |

| PRODUCT | | 66 | 67 | 68 | 69 | 70 | 71 |
|---------|---|-------|-------|-------|-------|-------|-------|
| DOI DE | P | 22.46 | 22.64 | 22.89 | 24.16 | 24.50 | 26.16 |
| | T | 16.27 | 16.27 | 16.36 | 17.47 | 17.47 | 17.76 |
| DOI DH | P | 5.88 | 6.25 | 6.90 | 8.07 | 8.43 | 10.20 |
| | T | .48 | .50 | .57 | 1.95 | 2.79 | 2.28 |
| FO1 LI | P | 5.46 | 5.53 | 5.64 | 6.29 | 6.67 | 8.11 |
| | T | .48 | .50 | .56 | 1.05 | 1.11 | 1.32 |
| FO3 N1 | P | 5.29 | 5.29 | 5.34 | 5.65 | 6.18 | 7.44 |
| | T | .37 | .37 | .42 | .86 | .93 | 1.12 |
| FO5 N2 | P | 4.92 | 4.92 | 4.95 | 5.23 | 5.73 | 6.99 |
| | T | .38 | .38 | .42 | .79 | .86 | 1.05 |
| KEO | P | 17.56 | 17.49 | 17.56 | 18.46 | 24.99 | 26.47 |
| | T | .00 | .00 | .00 | .00 | .00 | .00 |
| PMG | P | 36.21 | 36.57 | 37.04 | 39.40 | 40.15 | 41.45 |
| | T | 28.04 | 28.04 | 28.19 | 31.08 | 31.09 | 31.34 |
| RMG | P | 33.24 | 33.60 | 34.08 | 36.49 | 37.19 | 38.18 |
| | T | 26.54 | 26.54 | 26.68 | 29.49 | 29.49 | 29.70 |

II. FRANCE: PETROLEUM PRODUCTS PRICES AND TAXES - WHOLESALE QUOTATIONS

1975 EXCHANGE US.DOLLAR PER BARREL

| PRODUCT | | 72 | 73 | 74 | 75 | 76 | 77 |
|---------|---|-------|-------|-------|-------|-------|-------|
| DOI DE | P | 26.31 | 27.29 | 36.65 | 38.80 | 41.97 | 44.20 |
| | T | 17.80 | 18.56 | 21.00 | 22.40 | 23.19 | 24.59 |
| DOI DH | P | 10.36 | 10.68 | 19.55 | 20.51 | 22.72 | 23.78 |
| | T | 2.30 | 2.35 | 3.65 | 3.85 | 4.18 | 4.35 |
| FO1 LI | P | 8.43 | 8.66 | 16.77 | 17.57 | 19.55 | 19.89 |
| | T | 1.37 | 1.36 | 2.49 | 2.75 | 3.03 | 3.08 |
| FO3 N1 | P | 7.04 | 6.93 | 13.27 | 14.98 | 15.48 | .00 |
| | T | 1.06 | 1.05 | 1.82 | 2.25 | 2.32 | .00 |
| FO5 N2 | P | 6.59 | 6.19 | 11.91 | 14.07 | 14.20 | 16.38 |
| | T | .99 | .94 | 1.63 | 2.08 | 2.13 | 2.47 |
| KEO | P | 26.25 | 26.95 | 35.79 | 37.05 | .00 | .00 |
| | T | .00 | .00 | .00 | .00 | .00 | .00 |
| PMG | P | 41.30 | 43.16 | 61.67 | 63.62 | 67.93 | 77.07 |
| | T | 31.34 | 32.48 | 36.48 | 37.71 | 40.69 | 50.02 |
| RMG | P | 38.40 | 40.18 | 56.95 | 58.86 | 63.05 | 71.56 |
| | T | 29.75 | 30.66 | 34.31 | 35.53 | 38.40 | 47.02 |

| PRODUCT | | 78 | 79 | 80 | 81 | 82 |
|---------|---|-------|-------|--------|--------|--------|
| DOI DE | P | 48.79 | 61.13 | 78.94 | 94.03 | 108.88 |
| | T | 29.83 | 37.47 | 40.19 | 43.31 | 49.13 |
| DOI DH | P | 25.28 | 34.09 | 51.92 | 69.91 | 79.84 |
| | T | 5.63 | 10.49 | 13.16 | 15.90 | 17.68 |
| FO1 LI | P | 20.60 | .00 | .00 | .00 | .00 |
| | T | 3.09 | .00 | .00 | .00 | .00 |
| FO3 N1 | P | .00 | .00 | .00 | .00 | .00 |
| | T | .00 | .00 | .00 | .00 | .00 |
| FO5 N2 | P | 16.45 | 21.52 | 33.48 | 45.77 | 52.27 |
| | T | 2.48 | 3.25 | 5.04 | 6.94 | 9.63 |
| KEO | P | .00 | .00 | .00 | .00 | .00 |
| | T | .00 | .00 | .00 | .00 | .00 |
| PMG | P | 82.23 | 96.55 | 114.52 | 130.29 | 148.07 |
| | T | 57.24 | 68.47 | 71.23 | 74.57 | 84.48 |
| RMG | P | 76.13 | 89.62 | 107.51 | 123.52 | 138.50 |
| | T | 53.58 | 64.15 | 66.89 | 70.33 | 79.27 |

NOTE: 0 INDICATES MISSING OBSERVATIONS

FRANCE: AVERAGE RETAIL PRICES AND TAXES FOR MAIN GROUPS OF PRODUCTS

1975 EXCHANGE US.DOLLAR PER BARREL

A. PRICE

| YEAR | GASOLINE | KEROSENE | DISTILLATE | RESIDUAL |
|------|----------|----------|------------|----------|
| 60 | 37.65 | .00 | 15.66 | 5.70 |
| 61 | 37.55 | .00 | 15.87 | 5.52 |
| 62 | 37.40 | 19.02 | 16.07 | 5.16 |
| 63 | 37.32 | 18.97 | 16.02 | 5.21 |
| 64 | 36.84 | 18.67 | 15.79 | 5.34 |
| 65 | 36.53 | 18.66 | 15.42 | 5.24 |
| 66 | 36.53 | 18.66 | 15.34 | 5.22 |
| 67 | 36.89 | 18.80 | 15.61 | 5.25 |
| 68 | 37.43 | 18.93 | 16.09 | 5.31 |
| 69 | 40.55 | 20.39 | 17.70 | 5.72 |
| 70 | 41.26 | 26.91 | 18.04 | 6.19 |
| 71 | 42.69 | 28.68 | 19.96 | 7.51 |
| 72 | 42.89 | 28.61 | 20.19 | 7.35 |
| 73 | 44.78 | 29.21 | 20.62 | 7.26 |
| 74 | 62.86 | 38.62 | 30.06 | 13.98 |
| 75 | 65.36 | 40.61 | 32.29 | 15.54 |
| 76 | 70.97 | .00 | 36.52 | 16.41 |
| 77 | 83.44 | .00 | 40.55 | 18.13 |
| 78 | 89.52 | .00 | 44.44 | 18.52 |
| 79 | 103.95 | .00 | 54.98 | 21.52 |
| 80 | 123.28 | .00 | 74.19 | 33.48 |
| 81 | 141.74 | .00 | 91.75 | 45.77 |
| 82 | 160.58 | .00 | 106.97 | 52.27 |

B. TAX

| YEAR | GASOLINE | KEROSENE | DISTILLATE | RESIDUAL |
|------|----------|----------|------------|----------|
| 60 | 27.66 | .00 | 8.44 | .51 |
| 61 | 27.66 | .00 | 8.44 | .51 |
| 62 | 27.66 | 10.05 | 8.44 | .44 |
| 63 | 27.60 | 10.05 | 8.44 | .43 |
| 64 | 27.29 | 10.05 | 8.43 | .43 |
| 65 | 27.29 | 10.05 | 8.38 | .41 |
| 66 | 27.29 | 10.06 | 8.38 | .41 |
| 67 | 27.29 | 10.11 | 8.39 | .42 |
| 68 | 27.44 | 10.16 | 8.47 | .47 |
| 69 | 30.29 | 10.75 | 9.79 | .90 |
| 70 | 30.29 | 16.66 | 9.82 | .97 |
| 71 | 30.52 | 16.94 | 10.10 | 1.16 |
| 72 | 30.55 | 16.92 | 10.14 | 1.14 |
| 73 | 31.57 | 17.05 | 10.52 | 1.11 |
| 74 | 35.40 | 18.43 | 12.38 | 1.98 |
| 75 | 36.62 | 18.73 | 13.23 | 2.36 |
| 76 | 39.66 | .00 | 13.84 | 2.50 |
| 77 | 49.90 | .00 | 15.36 | 2.78 |
| 78 | 57.28 | .00 | 19.25 | 2.78 |
| 79 | 67.93 | .00 | 24.95 | 3.25 |
| 80 | 70.89 | .00 | 27.99 | 5.04 |
| 81 | 74.62 | .00 | 31.00 | 6.94 |
| 82 | 84.49 | .00 | 35.31 | 9.63 |

FINAL ANALYSIS FOR: FRANCE
1975 EXCHANGE US.DOLLAR PER BARREL

| YEAR | R E T A I L | | W H O L E S A L E | |
|------|-------------|-------|-------------------|-------|
| | PRICE | TAX | PRICE | TAX |
| 60 | 16.87 | 9.94 | 16.26 | 9.94 |
| 61 | 16.23 | 9.50 | 15.65 | 9.50 |
| 62 | 17.82 | 10.67 | 17.11 | 10.67 |
| 63 | 17.48 | 10.36 | 16.59 | 10.36 |
| 64 | 16.98 | 9.98 | 16.10 | 9.98 |
| 65 | 16.94 | 10.11 | 16.03 | 10.11 |
| 66 | 17.25 | 10.38 | 16.30 | 10.38 |
| 67 | 17.27 | 10.21 | 16.31 | 10.21 |
| 68 | 18.00 | 10.54 | 16.95 | 10.54 |
| 69 | 19.18 | 11.58 | 17.81 | 11.54 |
| 70 | 19.16 | 11.25 | 17.85 | 11.40 |
| 71 | 20.45 | 11.23 | 19.02 | 11.19 |
| 72 | 20.79 | 11.44 | 19.26 | 11.40 |
| 73 | 21.12 | 11.64 | 19.71 | 11.61 |
| 74 | 31.06 | 13.39 | 29.45 | 13.36 |
| 75 | 34.52 | 15.10 | 32.35 | 15.05 |
| 76 | 35.52 | 14.55 | 32.72 | 14.47 |
| 77 | 41.63 | 18.21 | 36.89 | 17.53 |
| 78 | 45.04 | 21.58 | 39.53 | 20.51 |
| 79 | 53.82 | 26.58 | 48.25 | 25.81 |
| 80 | 71.54 | 29.77 | 64.87 | 28.78 |
| 81 | 91.26 | 35.12 | 82.98 | 33.93 |
| 82 | 104.91 | 40.37 | 94.70 | 38.83 |

CALCULATION OF EX TAX PRICES AND DEALER MARGIN

| YEAR | RETAIL | WHOLESALE | DEALER |
|------|--------|-----------|--------|
| 60 | 6.92 | 6.31 | .61 |
| 61 | 6.73 | 6.15 | .58 |
| 62 | 7.14 | 6.44 | .71 |
| 63 | 7.12 | 6.23 | .89 |
| 64 | 7.00 | 6.12 | .89 |
| 65 | 6.84 | 5.92 | .92 |
| 66 | 6.87 | 5.91 | .96 |
| 67 | 7.06 | 6.10 | .96 |
| 68 | 7.46 | 6.41 | 1.04 |
| 69 | 7.61 | 6.27 | 1.34 |
| 70 | 7.92 | 6.44 | 1.47 |
| 71 | 9.23 | 7.83 | 1.39 |
| 72 | 9.35 | 7.86 | 1.49 |
| 73 | 9.48 | 8.10 | 1.38 |
| 74 | 17.68 | 16.09 | 1.59 |
| 75 | 19.42 | 17.30 | 2.12 |
| 76 | 20.97 | 18.26 | 2.71 |
| 77 | 23.43 | 19.36 | 4.07 |
| 78 | 23.45 | 19.02 | 4.43 |
| 79 | 27.24 | 22.44 | 4.80 |
| 80 | 41.76 | 36.09 | 5.67 |
| 81 | 56.14 | 49.05 | 7.08 |
| 82 | 64.54 | 55.88 | 8.66 |

NOTE: 0 INDICATES LACK OF DATA

I.GERMANY,FR: PETROLEUM PRODUCTS PRICES AND TAXES - RETAIL QUOTATIONS

1975 EXCHANGE US.DOLLAR PER BARREL

| PRODUCT | | 60 | 61 | 62 | 63 | 64 | 65 |
|---------|---|-------|-------|-------|-------|-------|-------|
| DOI | P | .00 | .00 | .00 | .00 | .00 | .00 |
| | T | .00 | .00 | .00 | .00 | .00 | .00 |
| DOI AU | P | 34.20 | 34.97 | 35.20 | 33.86 | 33.27 | 33.27 |
| | T | .00 | .00 | .00 | .00 | .00 | .00 |
| DOI DH | P | 7.51 | 7.24 | 7.77 | 8.58 | 8.04 | 6.54 |
| | T | .32 | .84 | .86 | .89 | .85 | .80 |
| FO5 HE | P | 4.90 | 5.16 | 5.60 | 5.85 | 5.47 | 4.84 |
| | T | 1.80 | 1.80 | 1.81 | 1.82 | 1.81 | 1.78 |
| FO6 HE | P | .00 | .00 | .00 | .00 | .00 | .00 |
| | T | .00 | .00 | .00 | .00 | .00 | .00 |
| PMG | P | 43.92 | 41.90 | 41.02 | 41.02 | 41.02 | 41.02 |
| | T | .00 | .00 | .00 | .00 | .00 | .00 |
| RMG | P | 39.40 | 37.38 | 36.50 | 36.50 | 36.49 | 36.50 |
| | T | .00 | .00 | .00 | .00 | .00 | .00 |

| PRODUCT | | 66 | 67 | 68 | 69 | 70 | 71 |
|---------|---|-------|-------|-------|-------|-------|-------|
| DOI | P | .00 | .00 | .00 | .00 | .00 | .00 |
| | T | .00 | .00 | .00 | .00 | .00 | .00 |
| DOI AU | P | 33.16 | 35.18 | 36.38 | 36.07 | 35.35 | 37.82 |
| | T | .00 | .00 | .00 | .00 | .00 | .00 |
| DOI DH | P | 6.65 | 6.27 | 8.58 | 8.27 | 7.02 | 9.81 |
| | T | .80 | .79 | 1.32 | 1.36 | 1.23 | 1.51 |
| FO5 HE | P | 5.03 | 5.34 | 5.47 | 5.29 | 5.41 | 7.66 |
| | T | 1.79 | 1.80 | 2.09 | 2.12 | 2.13 | 2.35 |
| FO6 HE | P | .00 | .00 | .00 | .00 | .00 | .00 |
| | T | .00 | .00 | .00 | .00 | .00 | .00 |
| PMG | P | 38.19 | 40.06 | 41.66 | 40.76 | 38.75 | 41.80 |
| | T | .00 | .00 | .00 | .00 | .00 | .00 |
| RMG | P | 33.67 | 35.83 | 39.02 | 37.49 | 34.23 | 37.45 |
| | T | .00 | .00 | .00 | .00 | .00 | .00 |

| PRODUCT | | 72 | 73 | 74 | 75 | 76 | 77 |
|---------|---|-------|-------|-------|-------|-------|-------|
| DOI | P | .00 | .00 | .00 | .00 | 37.65 | 38.98 |
| | T | .00 | .00 | .00 | .00 | 17.31 | 17.73 |
| DOI AU | P | 40.18 | 44.79 | 55.89 | 55.62 | 56.89 | 57.48 |
| | T | .00 | .00 | 31.17 | 31.21 | 29.50 | 26.94 |
| DOI DH | P | 7.28 | 10.03 | 19.50 | 15.95 | 20.56 | 21.47 |
| | T | 1.18 | .54 | .54 | 1.60 | 2.57 | 2.66 |
| FO5 HE | P | 6.78 | .00 | .00 | .00 | .00 | .00 |
| | T | 1.94 | .00 | .00 | .00 | .00 | .00 |
| FO6 HE | P | .00 | 6.19 | 11.77 | 12.35 | 14.96 | 15.60 |
| | T | .00 | .96 | .96 | .96 | .96 | .96 |
| PMG | P | 44.22 | 47.50 | 58.32 | 56.91 | 58.98 | 58.77 |
| | T | .00 | .00 | 39.87 | 39.83 | 37.43 | 34.27 |
| RMG | P | 39.69 | 42.90 | 53.85 | 53.03 | 55.83 | 56.18 |
| | T | .00 | .00 | 39.43 | 39.44 | 37.12 | 34.02 |

I. GERMANY, FR: PETROLEUM PRODUCTS PRICES AND TAXES - RETAIL QUOTATIONS

1975 EXCHANGE US.DOLLAR PER BARREL

| PRODUCT | | 78 | 79 | 80 | 81 | 82 |
|---------|---|-------|-------|-------|-------|-------|
| DOI | P | 37.25 | .00 | .00 | .00 | .00 |
| | T | 17.48 | .00 | .00 | .00 | .00 |
| DOI AU | P | 57.47 | 63.39 | 77.25 | 85.23 | 88.93 |
| | T | 32.62 | 33.75 | 35.83 | 38.20 | 39.04 |
| DOI DH | P | 20.71 | 27.57 | 40.20 | 47.27 | 50.32 |
| | T | 2.76 | 3.81 | 5.71 | 6.52 | 6.86 |
| FO5 HE | P | .00 | .00 | .00 | .00 | .00 |
| | T | .00 | .00 | .00 | .00 | .00 |
| FO6 HE | P | 16.26 | 17.37 | 22.08 | 31.06 | 29.19 |
| | T | .96 | .96 | .96 | .96 | .96 |
| PMG | P | 57.71 | 67.64 | 80.60 | 95.54 | 94.28 |
| | T | 34.62 | 35.69 | 37.70 | 42.85 | 43.82 |
| RMG | P | 56.21 | 65.42 | 77.63 | 92.69 | 90.68 |
| | T | 34.07 | 35.45 | 37.36 | 42.52 | 43.41 |

NOTE: 0 INDICATES MISSING OBSERVATIONS

II. GERMANY, FR: PETROLEUM PRODUCTS PRICES AND TAXES - WHOLESALE QUOTATIONS

1975 EXCHANGE US. DOLLAR PER BARREL

| PRODUCT | | 75 | 76 | 77 | 78 | 79 | 80 |
|---------|---|-------|-------|-------|-------|-------|-------|
| DOI AU | P | .00 | .00 | .00 | .00 | 60.10 | 73.64 |
| | T | .00 | .00 | .00 | .00 | 33.40 | 35.42 |
| DOI DH | P | .00 | .00 | .00 | .00 | .00 | .00 |
| | T | .00 | .00 | .00 | .00 | .00 | .00 |
| FO1 HS | P | .00 | .00 | .00 | .00 | .00 | .00 |
| | T | .00 | .00 | .00 | .00 | .00 | .00 |
| FO1 LS | P | .00 | .00 | .00 | .00 | .00 | .00 |
| | T | .00 | .00 | .00 | .00 | .00 | .00 |
| FO6 C | P | 11.98 | 12.58 | 13.99 | 13.60 | 15.71 | 18.42 |
| | T | 2.13 | 2.15 | 2.30 | 2.30 | 2.85 | 3.63 |
| PMG | P | .00 | .00 | .00 | .00 | 61.60 | 75.48 |
| | T | .00 | .00 | .00 | .00 | 35.04 | 37.12 |
| RMG | P | .00 | .00 | .00 | .00 | 59.40 | 72.34 |
| | T | .00 | .00 | .00 | .00 | 34.81 | 36.76 |

| PRODUCT | | 81 | 82 |
|---------|---|-------|-------|
| DOI AU | P | 79.47 | 77.56 |
| | T | 37.54 | 37.74 |
| DOI DH | P | 38.15 | 39.10 |
| | T | 5.46 | 5.57 |
| FO1 HS | P | 31.27 | 27.79 |
| | T | 1.10 | .96 |
| FO1 LS | P | 33.84 | 30.73 |
| | T | 1.10 | .96 |
| FO6 C | P | .00 | .00 |
| | T | .00 | .00 |
| PMG | P | 88.76 | 82.92 |
| | T | 42.07 | 42.52 |
| RMG | P | 85.30 | 78.24 |
| | T | 41.67 | 41.98 |

NOTE: 0 INDICATES MISSING OBSERVATIONS

GERMANY, FR: AVERAGE RETAIL PRICES AND TAXES FOR MAIN GROUPS OF PRODUCTS

1975 EXCHANGE US.DOLLAR PER BARREL

A. PRICE

| YEAR | GASOLINE | KEROSENE | DISTILLATE | RESIDUAL |
|------|----------|----------|------------|----------|
| 60 | 41.66 | .00 | 20.85 | 4.90 |
| 61 | 39.64 | .00 | 21.11 | 5.16 |
| 62 | 38.76 | .00 | 21.49 | 5.60 |
| 63 | 38.76 | .00 | 21.22 | 5.85 |
| 64 | 38.76 | .00 | 20.65 | 5.47 |
| 65 | 38.76 | .00 | 19.90 | 4.84 |
| 66 | 35.93 | .00 | 19.90 | 5.03 |
| 67 | 37.94 | .00 | 20.73 | 5.34 |
| 68 | 40.34 | .00 | 22.48 | 5.47 |
| 69 | 39.12 | .00 | 22.17 | 5.29 |
| 70 | 36.49 | .00 | 21.19 | 5.41 |
| 71 | 39.63 | .00 | 23.82 | 7.66 |
| 72 | 41.96 | .00 | 23.73 | 6.78 |
| 73 | 45.20 | .00 | 27.41 | 6.19 |
| 74 | 56.09 | .00 | 37.69 | 11.77 |
| 75 | 54.97 | .00 | 35.78 | 12.17 |
| 76 | 57.40 | .00 | 38.37 | 13.77 |
| 77 | 57.48 | .00 | 39.31 | 14.80 |
| 78 | 56.96 | .00 | 38.48 | 14.93 |
| 79 | 66.53 | .00 | 45.48 | 16.54 |
| 80 | 79.11 | .00 | 58.73 | 20.25 |
| 81 | 94.11 | .00 | 66.25 | 32.06 |
| 82 | 92.48 | .00 | 69.63 | 29.24 |

B. TAX

| YEAR | GASOLINE | KEROSENE | DISTILLATE | RESIDUAL |
|------|----------|----------|------------|----------|
| 60 | .00 | .00 | .32 | 1.80 |
| 61 | .00 | .00 | .84 | 1.80 |
| 62 | .00 | .00 | .86 | 1.81 |
| 63 | .00 | .00 | .89 | 1.82 |
| 64 | .00 | .00 | .85 | 1.81 |
| 65 | .00 | .00 | .80 | 1.78 |
| 66 | .00 | .00 | .80 | 1.79 |
| 67 | .00 | .00 | .79 | 1.80 |
| 68 | .00 | .00 | 1.32 | 2.09 |
| 69 | .00 | .00 | 1.36 | 2.12 |
| 70 | .00 | .00 | 1.23 | 2.13 |
| 71 | .00 | .00 | 1.51 | 2.35 |
| 72 | .00 | .00 | 1.18 | 1.94 |
| 73 | .00 | .00 | .54 | .96 |
| 74 | 39.65 | .00 | 15.86 | .96 |
| 75 | 39.63 | .00 | 16.41 | 1.54 |
| 76 | 37.27 | .00 | 16.46 | 1.55 |
| 77 | 34.14 | .00 | 15.78 | 1.63 |
| 78 | 34.34 | .00 | 17.62 | 1.63 |
| 79 | 35.57 | .00 | 18.78 | 1.90 |
| 80 | 37.53 | .00 | 20.77 | 2.29 |
| 81 | 42.68 | .00 | 22.36 | 1.05 |
| 82 | 43.62 | .00 | 22.95 | .96 |

FINAL ANALYSIS FOR: GERMANY,FR
1975 EXCHANGE US.DOLLAR PER BARREL

| YEAR | R E T A I L | | W H O L E S A L E | |
|------|-------------|-------|-------------------|-------|
| | PRICE | TAX | PRICE | TAX |
| 60 | 20.25 | .00 | 20.25 | .00 |
| 61 | 19.91 | .00 | 19.91 | .00 |
| 62 | 21.53 | .00 | 21.53 | .00 |
| 63 | 20.40 | .00 | 20.40 | .00 |
| 64 | 19.84 | .00 | 19.84 | .00 |
| 65 | 19.21 | .00 | 19.21 | .00 |
| 66 | 18.71 | .00 | 18.71 | .00 |
| 67 | 19.95 | .00 | 19.95 | .00 |
| 68 | 21.21 | .00 | 21.21 | .00 |
| 69 | 20.85 | .00 | 20.85 | .00 |
| 70 | 20.19 | .00 | 20.19 | .00 |
| 71 | 23.18 | .00 | 23.18 | .00 |
| 72 | 22.69 | .00 | 22.69 | .00 |
| 73 | 25.35 | .00 | 25.35 | .00 |
| 74 | 35.24 | 17.19 | 35.24 | 17.19 |
| 75 | 34.96 | 18.42 | 34.96 | 18.42 |
| 76 | 36.51 | 17.34 | 36.51 | 17.34 |
| 77 | 37.92 | 16.81 | 37.92 | 16.81 |
| 78 | 37.59 | 17.98 | 37.59 | 17.98 |
| 79 | 44.00 | 18.96 | 41.71 | 18.72 |
| 80 | 55.44 | 21.01 | 53.16 | 20.75 |
| 81 | 66.92 | 23.58 | 61.08 | 22.91 |
| 82 | 67.67 | 24.13 | 58.50 | 23.07 |

CALCULATION OF EX TAX PRICES AND DEALER MARGIN

| YEAR | RETAIL | WHOLESALE | DEALER |
|------|--------|-----------|--------|
| 74 | 18.05 | 18.05 | .00 |
| 75 | 16.54 | 16.54 | .00 |
| 76 | 19.16 | 19.16 | .00 |
| 77 | 21.11 | 21.11 | .00 |
| 78 | 19.61 | 19.61 | .00 |
| 79 | 25.04 | 22.99 | 2.05 |
| 80 | 34.43 | 32.41 | 2.02 |
| 81 | 43.34 | 38.17 | 5.17 |
| 82 | 43.54 | 35.43 | 8.12 |

NOTE:0 INDICATES LACK OF DATA

I. HOLLAND: PETROLEUM PRODUCTS PRICES AND TAXES - RETAIL QUOTATIONS

1975 EXCHANGE US. DOLLAR PER BARREL

| PRODUCT | | 60 | 61 | 62 | 63 | 64 | 65 |
|---------|---|-------|-------|-------|-------|-------|-------|
| DOI DE | P | 9.49 | 9.49 | 9.66 | 10.08 | 9.84 | 10.21 |
| | T | 1.04 | 1.04 | 1.04 | 1.05 | 1.06 | 1.26 |
| DOI DH | P | 5.89 | 5.89 | 6.96 | 9.17 | 8.93 | 9.30 |
| | T | 1.04 | 1.04 | 1.04 | 1.04 | 1.06 | 1.25 |
| KEO | P | 12.95 | 12.95 | 12.92 | 12.93 | 12.67 | 12.60 |
| | T | .64 | .64 | .64 | .80 | .69 | .38 |
| PMG | P | 30.67 | 30.92 | 31.07 | 31.36 | 33.23 | 33.62 |
| | T | 17.22 | 17.22 | 17.22 | 17.21 | 19.03 | 19.45 |
| RMG | P | 28.47 | 28.72 | 28.84 | 29.10 | 31.38 | 31.80 |
| | T | 17.17 | 17.17 | 17.17 | 17.17 | 19.04 | 19.41 |

| PRODUCT | | 66 | 67 | 68 | 69 | 70 | 71 |
|---------|---|-------|-------|-------|-------|-------|-------|
| DOI DE | P | 11.10 | 13.05 | 13.13 | 13.09 | 14.79 | 14.88 |
| | T | 1.87 | 3.37 | 3.40 | 3.12 | 3.46 | 3.55 |
| DOI DH | P | 10.19 | 12.14 | 12.22 | 11.27 | 8.85 | 8.04 |
| | T | 1.87 | 3.33 | 3.34 | 2.95 | 2.83 | 2.84 |
| KEO | P | 12.97 | 13.50 | 13.51 | 13.99 | 14.07 | 14.23 |
| | T | .40 | .47 | .47 | .86 | .63 | .63 |
| PMG | P | 34.81 | 38.19 | 38.58 | 38.68 | 40.53 | 41.55 |
| | T | 20.12 | 22.60 | 22.92 | 23.65 | 27.11 | 27.50 |
| RMG | P | 32.84 | 36.12 | 36.51 | 36.87 | 38.91 | 40.14 |
| | T | 20.01 | 22.51 | 22.84 | 23.55 | 26.89 | 27.32 |

| PRODUCT | | 72 | 73 | 74 | 75 | 76 | 77 |
|---------|---|-------|-------|-------|-------|-------|-------|
| DOI DE | P | 13.94 | 25.29 | 33.46 | 33.83 | 35.96 | 36.41 |
| | T | 3.34 | 11.18 | 12.87 | 13.02 | 13.10 | 13.11 |
| DOI DH | P | 10.24 | 13.10 | 19.45 | 19.55 | 21.33 | 21.74 |
| | T | 2.81 | 2.14 | 2.12 | 2.12 | 2.12 | 2.12 |
| KEO | P | 13.38 | 16.21 | 26.98 | 29.46 | 34.72 | 35.31 |
| | T | .66 | .69 | 2.98 | 3.30 | 3.45 | 3.47 |
| PMG | P | 45.54 | 50.47 | 60.68 | 63.42 | 68.94 | 68.38 |
| | T | 31.67 | 33.72 | 37.80 | 38.26 | 40.18 | 41.14 |
| RMG | P | 43.35 | 48.71 | 58.92 | 61.89 | 66.60 | 66.62 |
| | T | 33.26 | 33.49 | 37.60 | 38.08 | 39.85 | 40.96 |

| PRODUCT | | 78 | 79 | 80 | 81 | 82 |
|---------|---|-------|-------|-------|--------|--------|
| DOI DE | P | 39.07 | 47.89 | 60.30 | 71.75 | 74.71 |
| | T | 16.35 | 18.94 | 20.93 | 23.03 | 23.84 |
| DOI DH | P | 20.92 | 32.09 | 44.33 | 55.51 | 57.99 |
| | T | 2.12 | 7.00 | 8.82 | 10.60 | 11.00 |
| KEO | P | 38.21 | 47.14 | 59.87 | 71.05 | 73.45 |
| | T | 6.63 | 9.25 | 11.22 | 12.93 | 13.33 |
| PMG | P | 68.85 | 75.25 | 90.40 | 106.98 | 110.81 |
| | T | 41.20 | 42.23 | 47.33 | 51.70 | 53.88 |
| RMG | P | 66.78 | 73.11 | 88.26 | 103.66 | 107.43 |
| | T | 40.95 | 41.91 | 47.00 | 51.19 | 53.33 |

NOTE: 0 INDICATES MISSING OBSERVATIONS

II. HOLLAND: PETROLEUM PRODUCTS PRICES AND TAXES - WHOLESALE QUOTATIONS

1975 EXCHANGE US. DOLLAR PER BARREL

| PRODUCT | | 60 | 61 | 62 | 63 | 64 | 65 |
|---------|---|------|------|------|------|------|------|
| FO3 | P | 6.50 | 6.26 | 6.02 | 5.53 | 5.53 | 5.53 |
| | T | .65 | .65 | .65 | .65 | .67 | .79 |
| FO5 | P | 3.37 | 3.37 | 3.96 | 5.12 | 5.12 | 5.12 |
| | T | .64 | .64 | .64 | .64 | .65 | .76 |

| PRODUCT | | 66 | 67 | 68 | 69 | 70 | 71 |
|---------|---|------|------|------|------|------|------|
| FO3 | P | 5.53 | 5.53 | 5.53 | 4.92 | 5.28 | 5.80 |
| | T | 1.02 | 1.14 | 1.15 | .92 | .86 | .86 |
| FO5 | P | 5.12 | 5.12 | 5.12 | 4.50 | 4.85 | 5.47 |
| | T | 1.00 | 1.15 | 1.12 | .91 | .86 | .87 |

| PRODUCT | | 72 | 73 | 74 | 75 | 76 | 77 |
|---------|---|------|------|-------|-------|-------|-------|
| FO3 | P | 4.70 | 5.24 | 10.42 | 12.01 | 13.19 | 13.86 |
| | T | .86 | .86 | .89 | .89 | .89 | .89 |
| FO5 | P | 4.21 | 4.76 | 10.00 | 11.74 | 12.50 | 13.56 |
| | T | .87 | .87 | .90 | .90 | .90 | .90 |

| PRODUCT | | 78 | 79 | 80 | 81 | 82 |
|---------|---|-------|-------|-------|-------|-------|
| FO3 | P | 12.49 | 17.09 | 26.57 | 38.61 | 38.68 |
| | T | .89 | 3.19 | 4.94 | 6.78 | 6.55 |
| FO5 | P | 11.96 | 16.39 | 25.82 | 37.08 | 36.68 |
| | T | .90 | 3.11 | 4.84 | 6.56 | 6.25 |

NOTE: 0 INDICATES MISSING OBSERVATIONS

HOLLAND: AVERAGE RETAIL PRICES AND TAXES FOR MAIN GROUPS OF PRODUCTS

1975 EXCHANGE US.DOLLAR PER BARREL

A. PRICE

| YEAR | GASOLINE | KEROSENE | DISTILLATE | RESIDUAL |
|------|----------|----------|------------|----------|
| 60 | 29.57 | 12.95 | 7.69 | 4.94 |
| 61 | 29.82 | 12.95 | 7.69 | 4.82 |
| 62 | 29.95 | 12.92 | 8.31 | 4.99 |
| 63 | 30.23 | 12.93 | 9.62 | 5.33 |
| 64 | 32.30 | 12.67 | 9.38 | 5.33 |
| 65 | 32.71 | 12.60 | 9.75 | 5.33 |
| 66 | 33.83 | 12.97 | 10.64 | 5.33 |
| 67 | 37.16 | 13.50 | 12.60 | 5.33 |
| 68 | 37.55 | 13.51 | 12.68 | 5.33 |
| 69 | 37.78 | 13.99 | 12.18 | 4.71 |
| 70 | 39.72 | 14.07 | 11.82 | 5.07 |
| 71 | 40.85 | 14.23 | 11.46 | 5.63 |
| 72 | 44.44 | 13.38 | 12.09 | 4.46 |
| 73 | 49.59 | 16.21 | 19.19 | 5.00 |
| 74 | 59.80 | 26.98 | 26.45 | 10.21 |
| 75 | 62.65 | 29.46 | 26.69 | 11.87 |
| 76 | 67.77 | 34.72 | 28.64 | 12.85 |
| 77 | 67.50 | 35.31 | 29.07 | 13.71 |
| 78 | 67.82 | 38.21 | 30.00 | 12.22 |
| 79 | 74.18 | 47.14 | 39.99 | 16.74 |
| 80 | 89.33 | 59.87 | 52.31 | 26.19 |
| 81 | 105.32 | 71.05 | 63.63 | 37.84 |
| 82 | 109.12 | 73.45 | 66.35 | 37.68 |

B. TAX

| YEAR | GASOLINE | KEROSENE | DISTILLATE | RESIDUAL |
|------|----------|----------|------------|----------|
| 60 | 17.19 | .64 | 1.04 | .64 |
| 61 | 17.19 | .64 | 1.04 | .64 |
| 62 | 17.19 | .64 | 1.04 | .64 |
| 63 | 17.19 | .80 | 1.04 | .64 |
| 64 | 19.04 | .69 | 1.06 | .66 |
| 65 | 19.43 | .38 | 1.25 | .78 |
| 66 | 20.06 | .40 | 1.87 | 1.01 |
| 67 | 22.55 | .47 | 3.35 | 1.15 |
| 68 | 22.88 | .47 | 3.37 | 1.14 |
| 69 | 23.60 | .86 | 3.03 | .91 |
| 70 | 27.00 | .63 | 3.15 | .86 |
| 71 | 27.41 | .63 | 3.19 | .86 |
| 72 | 32.46 | .66 | 3.07 | .87 |
| 73 | 33.60 | .69 | 6.66 | .87 |
| 74 | 37.70 | 2.98 | 7.49 | .89 |
| 75 | 38.17 | 3.30 | 7.57 | .90 |
| 76 | 40.02 | 3.45 | 7.61 | .90 |
| 77 | 41.05 | 3.47 | 7.61 | .90 |
| 78 | 41.07 | 6.63 | 9.23 | .90 |
| 79 | 42.07 | 9.25 | 12.97 | 3.15 |
| 80 | 47.16 | 11.22 | 14.88 | 4.89 |
| 81 | 51.44 | 12.93 | 16.81 | 6.67 |
| 82 | 53.60 | 13.33 | 17.42 | 6.40 |

FINAL ANALYSIS FOR: HOLLAND

1975 EXCHANGE US.DOLLAR PER BARREL

| YEAR | R E T A I L | | W H O L E S A L E | |
|------|-------------|-------|-------------------|-----|
| | PRICE | TAX | PRICE | TAX |
| 60 | 9.98 | 3.20 | | |
| 61 | 9.54 | 2.97 | | |
| 62 | 8.83 | 2.35 | | |
| 63 | 10.09 | 2.74 | | |
| 64 | 10.15 | 3.00 | | |
| 65 | 10.07 | 2.99 | | |
| 66 | 10.70 | 3.48 | | |
| 67 | 12.18 | 4.56 | | |
| 68 | 12.13 | 4.50 | | |
| 69 | 11.60 | 4.21 | | |
| 70 | 12.12 | 4.84 | | |
| 71 | 13.00 | 5.29 | | |
| 72 | 12.94 | 5.84 | | |
| 73 | 17.47 | 8.14 | | |
| 74 | 24.33 | 8.89 | | |
| 75 | 26.29 | 9.49 | | |
| 76 | 27.71 | 9.42 | | |
| 77 | 28.66 | 9.92 | | |
| 78 | 28.96 | 11.05 | | |
| 79 | 33.54 | 12.07 | | |
| 80 | 45.18 | 14.87 | | |
| 81 | 57.95 | 17.33 | | |
| 82 | 59.39 | 17.75 | | |

CALCULATION OF EX TAX PRICES AND DEALER MARGIN

| YEAR | RETAIL | WHOLESALE | DEALER |
|------|--------|-----------|--------|
| 60 | 6.77 | | |
| 61 | 6.57 | | |
| 62 | 6.48 | | |
| 63 | 7.35 | | |
| 64 | 7.16 | | |
| 65 | 7.08 | | |
| 66 | 7.22 | | |
| 67 | 7.63 | | |
| 68 | 7.63 | | |
| 69 | 7.39 | | |
| 70 | 7.28 | | |
| 71 | 7.71 | | |
| 72 | 7.10 | | |
| 73 | 9.33 | | |
| 74 | 15.43 | | |
| 75 | 16.80 | | |
| 76 | 18.29 | | |
| 77 | 18.74 | | |
| 78 | 17.92 | | |
| 79 | 21.47 | | |
| 80 | 30.31 | | |
| 81 | 40.63 | | |
| 82 | 41.65 | | |

NOTE: 0 INDICATES LACK OF DATA

II. IRELAND: PETROLEUM PRODUCTS PRICES AND TAXES - WHOLESALE QUOTATIONS

1975 EXCHANGE US.DOLLAR PER BARREL

| PRODUCT | | 61 | 62 | 63 | 64 | 65 | 66 |
|---------|---|-------|-------|-------|-------|-------|-------|
| DOI DE | P | 13.89 | 13.89 | 13.89 | 14.55 | 15.42 | 17.12 |
| | T | 8.38 | 8.38 | 8.38 | 9.05 | 9.94 | 11.63 |
| DOI DH | P | .00 | .00 | .00 | .00 | .00 | .00 |
| | T | .00 | .00 | .00 | .00 | .00 | .00 |
| DOI GD | P | 5.48 | 5.48 | 5.48 | 5.48 | 5.48 | 4.98 |
| | T | .00 | .00 | .00 | .00 | .00 | .00 |
| FO1 LI | P | 4.15 | 4.15 | 4.15 | 4.15 | 4.15 | 4.15 |
| | T | .00 | .00 | .00 | .00 | .00 | .00 |
| FO3 ME | P | 3.83 | 3.83 | 3.83 | 3.83 | 3.83 | 3.83 |
| | T | .00 | .00 | .00 | .00 | .00 | .00 |
| FO5 HE | P | 3.54 | 3.54 | 3.54 | 3.54 | 3.54 | 3.54 |
| | T | .00 | .00 | .00 | .00 | .00 | .00 |
| KEO BU | P | 6.60 | 6.60 | 6.60 | 6.60 | 6.60 | 6.60 |
| | T | .00 | .00 | .00 | .00 | .00 | .00 |
| KEO DO | P | .00 | .00 | .00 | .00 | .00 | .00 |
| | T | .00 | .00 | .00 | .00 | .00 | .00 |
| KEO VA | P | 6.28 | 6.28 | 6.28 | 6.28 | 6.28 | 6.28 |
| | T | .00 | .00 | .00 | .00 | .00 | .00 |
| PMG | P | 17.24 | 17.24 | 16.97 | 17.90 | 18.92 | 20.67 |
| | T | 10.71 | 10.71 | 10.71 | 11.70 | 12.70 | 14.46 |
| RMG | P | 16.27 | 16.27 | 16.00 | 16.92 | 17.93 | 19.68 |
| | T | 10.71 | 10.71 | 10.71 | 11.68 | 12.67 | 14.44 |
| RMG ME | P | .00 | .00 | .00 | .00 | .00 | .00 |
| | T | .00 | .00 | .00 | .00 | .00 | .00 |

| PRODUCT | | 67 | 68 | 69 | 70 | 71 | 72 |
|---------|---|-------|-------|-------|-------|-------|-------|
| DOI DE | P | 17.98 | 18.71 | 19.33 | 19.57 | 20.71 | 20.95 |
| | T | 12.18 | 12.58 | 13.39 | 13.72 | 13.71 | 13.74 |
| DOI DH | P | .00 | .00 | .00 | .00 | .00 | .00 |
| | T | .00 | .00 | .00 | .00 | .00 | .00 |
| DOI GD | P | 5.13 | 5.48 | 5.34 | 5.24 | 6.37 | 6.54 |
| | T | .00 | .00 | .00 | .00 | .00 | .00 |
| FO1 LI | P | 4.45 | 4.76 | 4.50 | 4.46 | 5.77 | 5.93 |
| | T | .00 | .00 | .00 | .00 | .00 | .00 |
| FO3 ME | P | 4.12 | 4.44 | 4.18 | 4.14 | 5.44 | 5.60 |
| | T | .00 | .00 | .00 | .00 | .00 | .00 |
| FO5 HE | P | 3.84 | 4.07 | 3.96 | 4.20 | 5.16 | 5.32 |
| | T | .00 | .00 | .00 | .00 | .00 | .00 |
| KEO BU | P | 6.91 | 7.25 | 7.12 | 7.12 | 8.30 | 8.48 |
| | T | .00 | .00 | .00 | .00 | .00 | .00 |
| KEO DO | P | .00 | .00 | .00 | .00 | 7.82 | 8.00 |
| | T | .00 | .00 | .00 | .00 | .00 | .00 |
| KEO VA | P | 6.59 | 6.93 | 6.73 | 6.69 | 7.83 | 8.00 |
| | T | .00 | .00 | .00 | .00 | .00 | .00 |
| PMG | P | 21.56 | 22.30 | 23.14 | 23.89 | 25.32 | 25.57 |
| | T | 15.05 | 15.46 | 16.29 | 17.01 | 17.26 | 17.30 |
| RMG | P | 20.56 | 21.31 | 22.15 | 22.88 | 24.30 | 24.56 |
| | T | 15.03 | 15.43 | 16.27 | 16.97 | 17.21 | 17.25 |
| RMG ME | P | 20.91 | 21.66 | 22.49 | 23.24 | 24.66 | 24.91 |
| | T | 15.03 | 15.44 | 16.27 | 16.98 | 17.22 | 17.27 |

II. IRELAND: PETROLEUM PRODUCTS PRICES AND TAXES - WHOLESALE QUOTATIONS

1975 EXCHANGE US. DOLLAR PER BARREL

| PRODUCT | | 73 | 74 | 75 | 76 | 77 | 78 |
|---------|---|-------|-------|-------|-------|-------|-------|
| DOI DE | P | 21.50 | 29.36 | 33.60 | 40.07 | 46.72 | 45.57 |
| | T | 13.72 | 13.72 | 14.95 | 17.24 | 17.96 | 17.86 |
| DOI DH | P | .00 | .00 | .00 | 23.02 | 29.68 | 28.43 |
| | T | .00 | .00 | .00 | .00 | .00 | .00 |
| DOI GD | P | 7.01 | 14.55 | 17.49 | 23.21 | 29.55 | 28.43 |
| | T | .00 | .00 | .00 | .00 | .00 | .00 |
| FO1 LI | P | 6.09 | 12.53 | 16.23 | 20.74 | 26.40 | 26.20 |
| | T | .00 | .00 | .00 | .00 | 1.55 | 1.55 |
| FO3 ME | P | 5.76 | 11.67 | 15.32 | 19.68 | 25.62 | 25.02 |
| | T | .00 | .00 | .00 | .00 | 1.55 | 1.55 |
| FO5 HE | P | 5.48 | 11.20 | 14.83 | 18.97 | 24.56 | 24.31 |
| | T | .00 | .00 | .00 | .00 | 1.55 | 1.55 |
| KEO BU | P | 9.09 | 16.04 | 18.15 | 23.32 | 30.43 | 30.90 |
| | T | .00 | .00 | .00 | .00 | 1.55 | 1.55 |
| KEO DO | P | 8.61 | 14.80 | 16.41 | 22.98 | 30.49 | 29.92 |
| | T | .00 | .00 | .00 | .00 | 1.55 | 1.55 |
| KEO VA | P | 8.67 | 15.79 | 19.01 | 25.98 | 34.83 | 35.29 |
| | T | .00 | .00 | .00 | .00 | 1.55 | 1.55 |
| PMG | P | 26.59 | 35.19 | 50.93 | 61.92 | 67.73 | 65.72 |
| | T | 17.51 | 18.28 | 29.39 | 37.76 | 39.75 | 39.57 |
| RMG | P | 25.57 | 34.45 | 49.90 | 60.84 | 66.67 | 64.67 |
| | T | 17.45 | 18.23 | 29.32 | 37.67 | 39.65 | 39.48 |
| RMG ME | P | 25.93 | 34.80 | 50.25 | 61.30 | 67.29 | 65.29 |
| | T | 17.47 | 18.25 | 29.35 | 37.71 | 39.71 | 39.53 |

| PRODUCT | | 79 | 80 | 81 | 82 |
|---------|---|-------|--------|--------|--------|
| DOI DE | P | 56.22 | 85.80 | 120.66 | 141.82 |
| | T | 18.83 | 33.23 | 51.40 | 64.17 |
| DOI DH | P | 37.27 | 55.84 | 72.17 | 80.80 |
| | T | .00 | 4.74 | 5.40 | 5.39 |
| DOI GD | P | 38.15 | 56.32 | 72.16 | 80.80 |
| | T | .00 | 4.74 | 5.40 | 5.39 |
| FO1 LI | P | 31.63 | 43.39 | 60.86 | 68.33 |
| | T | 1.55 | 4.74 | 5.24 | 3.45 |
| FO3 ME | P | 29.97 | 41.77 | 58.91 | 64.35 |
| | T | 1.55 | 4.74 | 5.24 | 3.45 |
| FO5 HE | P | 29.18 | 40.93 | 57.05 | 62.13 |
| | T | 1.55 | 4.74 | 5.24 | 3.45 |
| KEO BU | P | 39.79 | 57.92 | 80.35 | 93.60 |
| | T | 1.55 | 4.74 | 5.40 | 5.39 |
| KEO DO | P | 37.58 | 56.98 | 77.45 | 87.58 |
| | T | 1.55 | 4.74 | 5.40 | 5.39 |
| KEO VA | P | .00 | .00 | .00 | .00 |
| | T | .00 | .00 | .00 | .00 |
| PMG | P | 76.34 | 107.04 | 145.01 | 169.34 |
| | T | 40.52 | 55.05 | 73.95 | 87.74 |
| RMG | P | 75.29 | 106.00 | 143.95 | 168.31 |
| | T | 40.43 | 54.96 | 73.83 | 87.60 |
| RMG ME | P | 75.91 | 106.62 | 144.58 | 168.89 |
| | T | 40.48 | 55.02 | 73.90 | 87.68 |

NOTE: 0 INDICATES MISSING OBSERVATIONS

IRELAND: AVERAGE RETAIL PRICES AND TAXES FOR MAIN GROUPS OF PRODUCTS

1975 EXCHANGE US.DOLLAR PER BARREL

A. PRICE

| YEAR | GASOLINE | KEROSENE | DISTILLATE | RESIDUAL |
|------|----------|----------|------------|----------|
| 60 | .00 | .00 | .00 | .00 |
| 61 | 16.75 | 6.44 | 13.89 | 3.84 |
| 62 | 16.75 | 6.44 | 13.89 | 3.84 |
| 63 | 16.49 | 6.44 | 13.89 | 3.84 |
| 64 | 17.41 | 6.44 | 14.55 | 3.84 |
| 65 | 18.42 | 6.44 | 15.42 | 3.84 |
| 66 | 20.17 | 6.44 | 17.12 | 3.84 |
| 67 | 21.01 | 6.75 | 17.98 | 4.14 |
| 68 | 21.76 | 7.09 | 18.71 | 4.42 |
| 69 | 22.59 | 6.92 | 19.33 | 4.21 |
| 70 | 23.34 | 6.91 | 19.57 | 4.27 |
| 71 | 24.76 | 7.99 | 20.71 | 5.46 |
| 72 | 25.01 | 8.16 | 20.95 | 5.62 |
| 73 | 26.03 | 8.79 | 21.50 | 5.78 |
| 74 | 34.81 | 15.55 | 29.36 | 11.80 |
| 75 | 50.36 | 17.86 | 33.60 | 15.46 |
| 76 | 61.35 | 24.09 | 40.07 | 19.80 |
| 77 | 67.23 | 31.92 | 46.72 | 25.53 |
| 78 | 65.23 | 32.04 | 45.57 | 25.18 |
| 79 | 75.85 | 38.69 | 56.22 | 30.26 |
| 80 | 106.55 | 57.45 | 65.99 | 42.03 |
| 81 | 144.52 | 78.90 | 88.33 | 58.94 |
| 82 | 168.84 | 90.59 | 101.14 | 64.94 |

B. TAX

| YEAR | GASOLINE | KEROSENE | DISTILLATE | RESIDUAL |
|------|----------|----------|------------|----------|
| 60 | .00 | .00 | .00 | .00 |
| 61 | 10.71 | .00 | 8.38 | .00 |
| 62 | 10.71 | .00 | 8.38 | .00 |
| 63 | 10.71 | .00 | 8.38 | .00 |
| 64 | 11.69 | .00 | 9.05 | .00 |
| 65 | 12.69 | .00 | 9.94 | .00 |
| 66 | 14.45 | .00 | 11.63 | .00 |
| 67 | 15.04 | .00 | 12.18 | .00 |
| 68 | 15.44 | .00 | 12.58 | .00 |
| 69 | 16.28 | .00 | 13.39 | .00 |
| 70 | 16.99 | .00 | 13.72 | .00 |
| 71 | 17.23 | .00 | 13.71 | .00 |
| 72 | 17.27 | .00 | 13.74 | .00 |
| 73 | 17.48 | .00 | 13.72 | .00 |
| 74 | 18.25 | .00 | 13.72 | .00 |
| 75 | 29.35 | .00 | 14.95 | .00 |
| 76 | 37.72 | .00 | 17.24 | .00 |
| 77 | 39.70 | 1.55 | 17.96 | 1.55 |
| 78 | 39.53 | 1.55 | 17.86 | 1.55 |
| 79 | 40.48 | 1.55 | 18.83 | 1.55 |
| 80 | 55.01 | 4.74 | 14.24 | 4.74 |
| 81 | 73.89 | 5.40 | 20.73 | 5.24 |
| 82 | 87.68 | 5.39 | 24.98 | 3.45 |

FINAL ANALYSIS FOR: IRELAND

1975 EXCHANGE US.DOLLAR PER BARREL

| YEAR | R E T A I L | | W H O L E S A L E | |
|------|-------------|-------|-------------------|-----|
| | PRICE | TAX | PRICE | TAX |
| 61 | 10.19 | .00 | | |
| 62 | 9.59 | .00 | | |
| 63 | 9.31 | .00 | | |
| 64 | 9.18 | .00 | | |
| 65 | 9.57 | 5.12 | | |
| 66 | 10.21 | 5.85 | | |
| 67 | 10.61 | 5.95 | | |
| 68 | 11.41 | 6.45 | | |
| 69 | 11.74 | 6.90 | | |
| 70 | 11.47 | .00 | | |
| 71 | 12.33 | .00 | | |
| 72 | 12.91 | .00 | | |
| 73 | 13.89 | 7.50 | | |
| 74 | 21.37 | 7.91 | | |
| 75 | 28.74 | 11.84 | | |
| 76 | 33.15 | 12.62 | | |
| 77 | 39.65 | 13.23 | | |
| 78 | 39.48 | 13.79 | | |
| 79 | 46.50 | 13.71 | | |
| 80 | 63.78 | 18.60 | | |
| 81 | 89.77 | 26.76 | | |
| 82 | 102.60 | 30.65 | | |

CALCULATION OF EX TAX PRICES AND DEALER MARGIN

| YEAR | RETAIL | WHOLESALE | DEALER |
|------|--------|-----------|--------|
| 65 | 4.45 | | |
| 66 | 4.36 | | |
| 67 | 4.66 | | |
| 68 | 4.96 | | |
| 69 | 4.84 | | |
| 73 | 6.39 | | |
| 74 | 13.46 | | |
| 75 | 16.91 | | |
| 76 | 20.53 | | |
| 77 | 26.42 | | |
| 78 | 25.69 | | |
| 79 | 32.89 | | |
| 80 | 45.18 | | |
| 81 | 63.01 | | |
| 82 | 71.94 | | |

NOTE:0 INDICATES LACK OF DATA

I. ITALY: PETROLEUM PRODUCTS PRICES AND TAXES - RETAIL QUOTATIONS

.1975 EXCHANGE US.DOLLAR PER BARREL

| PRODUCT | | 60 | 61 | 62 | 63 | 64 | 65 |
|---------|---|-------|-------|-------|-------|-------|-------|
| DOI AG | P | 20.70 | 18.47 | 18.26 | 18.26 | 18.26 | 18.26 |
| | T | 12.45 | 12.45 | 12.45 | 12.45 | 12.45 | 12.45 |
| PMG | P | 32.87 | 26.41 | 25.81 | 25.81 | 26.22 | 29.22 |
| | T | 17.47 | 17.47 | 17.47 | 17.47 | 17.83 | 20.48 |
| RMG | P | 30.44 | 23.97 | 23.38 | 23.38 | 23.78 | 26.78 |
| | T | 17.00 | 17.00 | 17.00 | 17.00 | 17.36 | 19.99 |

| PRODUCT | | 66 | 67 | 68 | 69 | 70 | 71 |
|---------|---|-------|-------|-------|-------|-------|-------|
| DOI AG | P | 18.26 | 18.26 | 18.26 | 18.26 | 18.26 | 18.27 |
| | T | 12.49 | 12.74 | 12.74 | 12.74 | 12.74 | 12.43 |
| PMG | P | 29.57 | 31.65 | 31.65 | 38.46 | 40.48 | 45.05 |
| | T | 20.83 | 22.93 | 22.93 | 25.08 | 25.39 | 27.47 |
| RMG | P | 27.13 | 29.22 | 29.22 | 36.03 | 38.05 | 42.62 |
| | T | 20.33 | 22.37 | 22.37 | 24.49 | 24.80 | 26.89 |

| PRODUCT | | 72 | 73 | 74 | 75 | 76 | 77 |
|---------|---|-------|-------|-------|-------|-------|--------|
| DOI AG | P | 18.26 | 20.62 | 32.14 | 33.94 | 38.23 | 37.48 |
| | T | 12.26 | 13.19 | 15.60 | 15.73 | 15.23 | 10.54 |
| PMG | P | 45.05 | 45.07 | 65.49 | 73.49 | 98.32 | 121.75 |
| | T | 28.63 | 32.28 | 43.43 | 49.48 | 65.34 | 86.81 |
| RMG | P | 42.61 | 43.01 | 62.93 | 70.27 | 94.38 | 116.88 |
| | T | 28.05 | 31.50 | 41.98 | 47.74 | 64.62 | 84.22 |

| PRODUCT | | 78 | 79 | 80 | 81 | 82 |
|---------|---|--------|--------|--------|--------|--------|
| DOI AG | P | 39.79 | 52.13 | 77.32 | 96.34 | 122.24 |
| | T | 10.97 | 12.17 | 15.81 | 16.65 | 24.31 |
| PMG | P | 121.79 | 130.82 | 174.92 | 222.08 | 255.03 |
| | T | 86.73 | 90.11 | 109.36 | 132.37 | 153.68 |
| RMG | P | 116.92 | 125.95 | 170.34 | 213.50 | 243.59 |
| | T | 84.20 | 89.11 | 108.50 | 131.06 | 151.86 |

NOTE: 0 INDICATES MISSING OBSERVATIONS

II. ITALY: PETROLEUM PRODUCTS PRICES AND TAXES - WHOLESALE QUOTATIONS

1975 EXCHANGE US.DOLLAR PER BARREL

| PRODUCT | | 60 | 61 | 62 | 63 | 64 | 65 |
|---------|---|-------|-------|-------|-------|-------|-------|
| FO1 LI | P | .00 | .00 | 3.62 | 3.62 | 3.62 | 3.62 |
| | T | .00 | .00 | .97 | .97 | .97 | .97 |
| FO2 ME | P | 3.82 | 3.47 | 3.43 | 3.43 | 3.43 | 3.43 |
| | T | .87 | .87 | .87 | .87 | .87 | .87 |
| FO5 S1 | P | .00 | .00 | 3.05 | 3.05 | 3.05 | 3.05 |
| | T | .00 | .00 | .70 | .70 | .70 | .70 |
| FO5 S3 | P | .00 | .00 | 3.05 | 3.05 | 3.05 | 3.05 |
| | T | .00 | .00 | .70 | .70 | .70 | .70 |
| GOI HE | P | .00 | .00 | .00 | .00 | .00 | .00 |
| | T | .00 | .00 | .00 | .00 | .00 | .00 |
| KEO HE | P | 16.75 | 16.11 | 16.05 | 16.05 | 16.05 | 16.05 |
| | T | 10.71 | 10.71 | 10.71 | 10.71 | 10.71 | 10.71 |

| PRODUCT | | 66 | 67 | 68 | 69 | 70 | 71 |
|---------|---|-------|-------|-------|-------|-------|-------|
| FO1 LI | P | 3.62 | 3.62 | 3.62 | 3.62 | 3.65 | 4.22 |
| | T | .97 | 1.00 | 1.00 | 1.00 | 1.00 | .86 |
| FO2 ME | P | 3.43 | 3.43 | 3.43 | 3.43 | 3.44 | 3.67 |
| | T | .87 | .90 | .90 | .90 | .90 | .52 |
| FO5 S1 | P | 3.05 | 3.05 | 3.05 | 3.05 | 3.07 | 3.47 |
| | T | .70 | .72 | .72 | .72 | .72 | .27 |
| FO5 S3 | P | 3.05 | 3.05 | 3.05 | 3.05 | 3.06 | 3.19 |
| | T | .70 | .72 | .72 | .72 | .72 | .38 |
| GOI HE | P | .00 | .00 | .00 | .00 | .00 | .00 |
| | T | .00 | .00 | .00 | .00 | .00 | .00 |
| KEO HE | P | 16.05 | 16.05 | 16.05 | 16.05 | 16.05 | 16.25 |
| | T | 10.75 | 10.97 | 10.97 | 10.97 | 10.97 | 10.99 |

| PRODUCT | | 72 | 73 | 74 | 75 | 76 | 77 |
|---------|---|-------|------|-------|-------|-------|-------|
| FO1 LI | P | 4.22 | 4.41 | 10.77 | 14.68 | 17.95 | 23.43 |
| | T | .78 | .78 | 1.31 | 2.35 | 2.71 | 4.29 |
| FO2 ME | P | 3.67 | 3.94 | 10.39 | 14.09 | 17.24 | 22.80 |
| | T | .31 | .31 | .81 | 1.82 | 2.16 | 3.80 |
| FO5 S1 | P | 3.47 | 3.71 | 10.34 | 14.13 | 16.62 | 21.39 |
| | T | .01 | .01 | .51 | 1.53 | 1.79 | 2.73 |
| FO5 S3 | P | 3.19 | 3.34 | 8.69 | 12.87 | 15.34 | 19.92 |
| | T | .19 | .19 | .62 | 1.56 | 1.83 | 2.63 |
| GOI HE | P | .00 | .00 | .00 | .00 | .00 | .00 |
| | T | .00 | .00 | .00 | .00 | .00 | .00 |
| KEO HE | P | 16.36 | 8.16 | 13.27 | 14.47 | 19.10 | 24.69 |
| | T | 11.00 | .18 | .90 | .68 | .90 | 3.03 |

II. ITALY: PETROLEUM PRODUCTS PRICES AND TAXES - WHOLESALE QUOTATIONS

1975 EXCHANGE US.DOLLAR PER BARREL

| PRODUCT | | 78 | 79 | 80 | 81 | 82 |
|---------|---|-------|-------|-------|-------|-------|
| FO1 LI | P | 23.64 | 30.60 | 47.90 | 68.96 | 84.47 |
| | T | 4.53 | 5.38 | 7.57 | 10.63 | 14.60 |
| FO2 ME | P | 23.22 | 30.45 | 48.22 | 69.92 | 78.27 |
| | T | 4.28 | 5.17 | 7.42 | 10.56 | 12.75 |
| FO5 S1 | P | .00 | .00 | .00 | 61.79 | 69.34 |
| | T | .00 | .00 | .00 | 8.86 | 12.58 |
| FO5 S3 | P | .00 | .00 | .00 | 59.02 | 65.12 |
| | T | .00 | .00 | .00 | 8.38 | 11.45 |
| GOI HE | P | .00 | .00 | .00 | 74.74 | 99.02 |
| | T | .00 | .00 | .00 | 13.74 | 22.38 |
| KEO HE | P | 27.22 | 35.43 | 54.96 | 69.49 | 98.65 |
| | T | 6.75 | 8.69 | 11.07 | 11.59 | 21.25 |

NOTE: 0 INDICATES MISSING OBSERVATIONS

ITALY: AVERAGE RETAIL PRICES AND TAXES FOR MAIN GROUPS OF PRODUCTS

1975 EXCHANGE US.DOLLAR PER BARREL

A. PRICE

| YEAR | GASOLINE | KEROSENE | DISTILLATE | RESIDUAL |
|------|----------|----------|------------|----------|
| 60 | 31.65 | 16.75 | 20.70 | 3.82 |
| 61 | 25.19 | 16.11 | 18.47 | 3.47 |
| 62 | 24.59 | 16.05 | 18.26 | 3.29 |
| 63 | 24.59 | 16.05 | 18.26 | 3.29 |
| 64 | 25.00 | 16.05 | 18.26 | 3.29 |
| 65 | 28.00 | 16.05 | 18.26 | 3.29 |
| 66 | 28.35 | 16.05 | 18.26 | 3.29 |
| 67 | 30.44 | 16.05 | 18.26 | 3.29 |
| 68 | 30.44 | 16.05 | 18.26 | 3.29 |
| 69 | 37.24 | 16.05 | 18.26 | 3.29 |
| 70 | 39.26 | 16.05 | 18.26 | 3.30 |
| 71 | 43.84 | 16.25 | 18.27 | 3.64 |
| 72 | 43.83 | 16.36 | 18.26 | 3.64 |
| 73 | 44.04 | 8.16 | 20.62 | 3.85 |
| 74 | 64.21 | 13.27 | 32.14 | 10.05 |
| 75 | 71.88 | 14.47 | 33.94 | 13.94 |
| 76 | 96.35 | 19.10 | 38.23 | 16.79 |
| 77 | 119.31 | 24.69 | 37.48 | 21.89 |
| 78 | 119.36 | 27.22 | 39.79 | 23.43 |
| 79 | 128.39 | 35.43 | 52.13 | 30.53 |
| 80 | 172.63 | 54.96 | 77.32 | 48.06 |
| 81 | 217.79 | 69.49 | 85.54 | 64.92 |
| 82 | 249.31 | 98.65 | 110.63 | 74.30 |

B. TAX

| YEAR | GASOLINE | KEROSENE | DISTILLATE | RESIDUAL |
|------|----------|----------|------------|----------|
| 60 | 17.24 | 10.71 | 12.45 | .87 |
| 61 | 17.24 | 10.71 | 12.45 | .87 |
| 62 | 17.24 | 10.71 | 12.45 | .81 |
| 63 | 17.24 | 10.71 | 12.45 | .81 |
| 64 | 17.60 | 10.71 | 12.45 | .81 |
| 65 | 20.23 | 10.71 | 12.45 | .81 |
| 66 | 20.58 | 10.75 | 12.49 | .81 |
| 67 | 22.65 | 10.97 | 12.74 | .84 |
| 68 | 22.65 | 10.97 | 12.74 | .84 |
| 69 | 24.78 | 10.97 | 12.74 | .84 |
| 70 | 25.09 | 10.97 | 12.74 | .84 |
| 71 | 27.18 | 10.99 | 12.43 | .51 |
| 72 | 28.34 | 11.00 | 12.26 | .32 |
| 73 | 31.89 | .18 | 13.19 | .32 |
| 74 | 42.71 | .90 | 15.60 | .81 |
| 75 | 48.61 | .68 | 15.73 | 1.82 |
| 76 | 64.98 | .90 | 15.23 | 2.12 |
| 77 | 85.52 | 3.03 | 10.54 | 3.36 |
| 78 | 85.47 | 6.75 | 10.97 | 4.41 |
| 79 | 89.61 | 8.69 | 12.17 | 5.28 |
| 80 | 108.93 | 11.07 | 15.81 | 7.49 |
| 81 | 131.71 | 11.59 | 15.20 | 9.61 |
| 82 | 152.77 | 21.25 | 23.34 | 12.85 |

FINAL ANALYSIS FOR: ITALY
1975 EXCHANGE US.DOLLAR PER BARREL

| YEAR | R E T A I L | | W H O L E S A L E | |
|------|-------------|-------|-------------------|-----|
| | PRICE | TAX | PRICE | TAX |
| 60 | 11.16 | 5.51 | | |
| 61 | 9.56 | 5.51 | | |
| 62 | 9.40 | 5.54 | | |
| 63 | 9.55 | 5.65 | | |
| 64 | 9.32 | 5.48 | | |
| 65 | 9.76 | 5.87 | | |
| 66 | 9.85 | 5.97 | | |
| 67 | 10.37 | 6.51 | | |
| 68 | 10.29 | 6.44 | | |
| 69 | 11.92 | 7.20 | | |
| 70 | 12.46 | 7.44 | | |
| 71 | 13.80 | 7.85 | | |
| 72 | 13.95 | 8.01 | | |
| 73 | 14.29 | 8.15 | | |
| 74 | 23.96 | 10.86 | | |
| 75 | 30.44 | 14.45 | | |
| 76 | 34.65 | 15.03 | | |
| 77 | 41.35 | 17.99 | | |
| 78 | 43.51 | 19.20 | | |
| 79 | 53.32 | 21.39 | | |
| 80 | 78.36 | 27.56 | | |
| 81 | 98.70 | 33.21 | | |
| 82 | 117.46 | 41.33 | | |

CALCULATION OF EX TAX PRICES AND DEALER MARGIN

| YEAR | RETAIL | WHOLESALE | DEALER |
|------|--------|-----------|--------|
| 60 | 5.65 | | |
| 61 | 4.05 | | |
| 62 | 3.86 | | |
| 63 | 3.90 | | |
| 64 | 3.84 | | |
| 65 | 3.88 | | |
| 66 | 3.88 | | |
| 67 | 3.86 | | |
| 68 | 3.85 | | |
| 69 | 4.72 | | |
| 70 | 5.02 | | |
| 71 | 5.95 | | |
| 72 | 5.94 | | |
| 73 | 6.14 | | |
| 74 | 13.10 | | |
| 75 | 15.99 | | |
| 76 | 19.62 | | |
| 77 | 23.37 | | |
| 78 | 24.31 | | |
| 79 | 31.92 | | |
| 80 | 50.80 | | |
| 81 | 65.50 | | |
| 82 | 76.13 | | |

NOTE:0 INDICATES LACK OF DATA

I. LUXEMB.: PETROLEUM PRODUCTS PRICES AND TAXES - RETAIL QUOTATIONS

1975 EXCHANGE US. DOLLAR PER BARREL

| PRODUCT | | 62 | 63 | 64 | 65 | 66 | 67 |
|---------|---|-------|-------|-------|-------|-------|-------|
| DOI AG | P | .00 | .00 | .00 | .00 | .00 | 16.20 |
| | T | .00 | .00 | .00 | .00 | .00 | 5.41 |
| PMG | P | 30.37 | 30.26 | 30.72 | 31.68 | 34.23 | 35.47 |
| | T | .00 | .00 | .00 | .00 | .00 | 21.20 |
| RMG | P | 28.64 | 28.53 | 28.99 | 29.96 | 32.49 | 33.74 |
| | T | .00 | .00 | .00 | .00 | .00 | 21.09 |

| PRODUCT | | 68 | 69 | 70 | 71 | 72 | 73 |
|---------|---|-------|-------|-------|-------|-------|-------|
| DOI AG | P | 16.83 | 16.38 | 16.44 | 17.03 | 16.71 | 17.24 |
| | T | 5.72 | 5.75 | 6.36 | 6.61 | 6.60 | 6.60 |
| PMG | P | 36.08 | 36.08 | 35.86 | 36.70 | 36.54 | 39.26 |
| | T | 22.81 | 22.77 | 24.15 | 24.77 | 24.73 | 25.14 |
| RMG | P | 34.35 | 34.34 | 34.15 | 34.88 | 34.73 | 37.46 |
| | T | 22.65 | 22.62 | 23.95 | 24.54 | 24.55 | 24.97 |

| PRODUCT | | 74 | 75 | 76 | 77 | 78 | 79 |
|---------|---|-------|-------|-------|-------|-------|-------|
| DOI AG | P | 24.82 | 27.42 | 29.68 | 30.20 | 30.54 | 38.29 |
| | T | 7.32 | 7.60 | 7.70 | 6.86 | 7.01 | 8.10 |
| PMG | P | 49.38 | 50.83 | 55.18 | 53.54 | 54.32 | 62.17 |
| | T | 27.83 | 28.08 | 28.19 | 26.86 | 26.35 | 27.43 |
| RMG | P | 46.71 | 48.76 | 52.45 | 51.79 | 52.80 | 59.07 |
| | T | 27.62 | 27.90 | 27.97 | 26.08 | 26.28 | 27.28 |

| PRODUCT | | 80 | 81 | 82 |
|---------|---|-------|-------|--------|
| DOI AG | P | 51.64 | 61.08 | 77.88 |
| | T | 8.74 | 9.21 | 19.26 |
| PMG | P | 79.71 | 91.91 | 109.48 |
| | T | 28.29 | 28.94 | 46.75 |
| RMG | P | 77.74 | 88.24 | 105.68 |
| | T | 28.20 | 28.76 | 46.40 |

NOTE: 0 INDICATES MISSING OBSERVATIONS

II. LUXEMB.: PETROLEUM PRODUCTS PRICES AND TAXES - WHOLESALE QUOTATIONS

1975 EXCHANGE US. DOLLAR PER BARREL

| PRODUCT | | 62 | 63 | 64 | 65 | 66 | 67 |
|---------|---|-------|-------|-------|-------|-------|-------|
| DOI AG | P | .00 | .00 | .00 | .00 | .00 | 14.60 |
| | T | .00 | .00 | .00 | .00 | .00 | 5.41 |
| DOI LI | P | .00 | .00 | .00 | .00 | .00 | .00 |
| | T | .00 | .00 | .00 | .00 | .00 | .00 |
| FO1 LI | P | 8.04 | 7.99 | 7.39 | 7.63 | 8.05 | 8.36 |
| | T | .00 | .00 | .00 | .00 | .00 | .87 |
| FO1 ME | P | 6.97 | 6.94 | 6.78 | 6.59 | 6.58 | 6.94 |
| | T | .00 | .00 | .00 | .00 | .00 | .43 |
| FO3 HE | P | 6.70 | 6.72 | 6.54 | 6.29 | 6.23 | 6.29 |
| | T | .00 | .00 | .00 | .00 | .00 | .59 |
| FO6 EH | P | 6.27 | 6.24 | 6.13 | 5.95 | 5.63 | 5.63 |
| | T | .00 | .00 | .00 | .00 | .00 | .41 |
| GOI | P | 10.21 | 10.17 | 9.94 | 10.46 | 10.85 | 11.31 |
| | T | .00 | .00 | .00 | .00 | .00 | 2.22 |
| KEO | P | 15.16 | 15.08 | 14.52 | 14.59 | 15.39 | 15.96 |
| | T | .00 | .00 | .00 | .00 | .00 | 4.08 |
| KEO VA | P | .00 | .00 | .00 | .00 | .00 | 15.40 |
| | T | .00 | .00 | .00 | .00 | .00 | 2.68 |
| PMG | P | 28.42 | 28.32 | 28.63 | 29.19 | 31.62 | 32.83 |
| | T | .00 | .00 | .00 | .00 | .00 | 21.20 |
| RMG | P | 26.69 | 26.58 | 26.90 | 27.46 | 29.88 | 31.10 |
| | T | .00 | .00 | .00 | .00 | .00 | 21.09 |

| PRODUCT | | 68 | 69 | 70 | 71 | 72 | 73 |
|---------|---|-------|-------|-------|-------|-------|-------|
| DOI AG | P | 15.22 | 14.78 | 14.91 | 14.56 | 14.50 | 15.74 |
| | T | 5.72 | 5.75 | 6.30 | 6.49 | 6.49 | 6.53 |
| DOI LI | P | .00 | .00 | .00 | .00 | .00 | .00 |
| | T | .00 | .00 | .00 | .00 | .00 | .00 |
| FO1 LI | P | 8.76 | 8.23 | 8.86 | 9.20 | 9.65 | 10.22 |
| | T | .87 | .90 | 1.29 | 1.37 | 1.10 | 1.18 |
| FO1 ME | P | 6.74 | 6.27 | 7.27 | 10.00 | 12.25 | 8.88 |
| | T | .62 | .58 | .91 | 1.29 | 1.44 | 1.28 |
| FO3 HE | P | 6.19 | 5.69 | 6.90 | 8.23 | 7.99 | 8.16 |
| | T | .60 | .57 | .87 | 1.15 | 1.19 | 1.20 |
| FO6 EH | P | 5.38 | 4.85 | 6.26 | 7.79 | 7.53 | 7.70 |
| | T | .41 | .63 | .81 | 1.11 | 1.14 | 1.15 |
| GOI | P | 11.76 | 11.31 | 11.38 | 11.36 | 11.41 | 12.17 |
| | T | 2.79 | 2.28 | 2.74 | 2.72 | 2.62 | 2.61 |
| KEO | P | 16.81 | 16.12 | 16.24 | 16.48 | 16.54 | 17.03 |
| | T | 4.11 | 4.12 | 4.87 | 4.85 | 4.73 | 4.61 |
| KEO VA | P | 16.37 | 15.56 | 15.66 | 15.16 | 15.11 | 16.40 |
| | T | 2.73 | 2.77 | 3.36 | 3.53 | 3.52 | 3.71 |
| PMG | P | 33.42 | 33.42 | 33.56 | 32.51 | 32.38 | 34.89 |
| | T | 22.81 | 22.77 | 24.06 | 24.57 | 24.53 | 24.94 |
| RMG | P | 31.69 | 31.69 | 31.87 | 30.77 | 30.65 | 33.13 |
| | T | 22.65 | 22.61 | 23.86 | 24.35 | 24.36 | 24.77 |

II. LUXEMB.: PETROLEUM PRODUCTS PRICES AND TAXES - WHOLESALE QUOTATIONS

1975 EXCHANGE US. DOLLAR PER BARREL

| PRODUCT | | 74 | 75 | 76 | 77 | 78 | 79 |
|---------|---|-------|-------|-------|-------|-------|-------|
| DOI AG | P | .00 | .00 | .00 | .00 | .00 | .00 |
| | T | .00 | .00 | .00 | .00 | .00 | .00 |
| DOI LI | P | .00 | 19.28 | 21.65 | 22.47 | 21.52 | 29.58 |
| | T | .00 | 2.00 | 2.11 | 2.73 | 2.98 | 3.36 |
| FO1 LI | P | .00 | .00 | .00 | .00 | .00 | .00 |
| | T | .00 | .00 | .00 | .00 | .00 | .00 |
| FO1 ME | P | 15.42 | 16.03 | 17.01 | 17.71 | 16.78 | 20.17 |
| | T | 1.59 | 1.62 | 1.67 | 1.70 | 1.21 | 1.35 |
| FO3 HE | P | 13.37 | 14.66 | 15.26 | 15.85 | 14.91 | 16.45 |
| | T | 1.44 | 1.51 | 1.53 | 1.56 | 1.13 | 1.19 |
| FO6 EH | P | 12.73 | 13.32 | 14.09 | 14.59 | 13.79 | 13.96 |
| | T | 1.39 | 1.42 | 1.45 | 1.48 | 1.09 | 1.08 |
| GOI | P | 17.22 | 20.49 | 22.72 | 23.34 | 22.37 | 29.80 |
| | T | 2.47 | 2.63 | 2.73 | 2.96 | 3.02 | 3.37 |
| KEO | P | 22.49 | 23.75 | 24.45 | 25.06 | 24.23 | 31.96 |
| | T | 3.80 | 3.87 | 3.89 | 3.41 | 3.10 | 3.47 |
| KEO VA | P | 22.79 | 24.51 | 24.75 | 25.06 | 24.23 | 31.96 |
| | T | 3.82 | 3.90 | 3.91 | 3.41 | 3.10 | 3.47 |
| PMG | P | 45.08 | 47.18 | 51.41 | 49.44 | 50.23 | 56.53 |
| | T | 27.63 | 27.91 | 28.01 | 26.66 | 26.16 | 27.16 |
| RMG | P | 43.30 | 45.11 | 48.69 | 47.68 | 48.71 | 54.98 |
| | T | 27.46 | 27.72 | 27.79 | 25.89 | 26.09 | 27.09 |

| PRODUCT | | 80 | 81 | 82 |
|---------|---|-------|-------|--------|
| DOI AG | P | .00 | .00 | .00 |
| | T | .00 | .00 | .00 |
| DOI LI | P | 40.29 | 49.71 | 57.87 |
| | T | 3.87 | 4.32 | 2.76 |
| FO1 LI | P | .00 | .00 | .00 |
| | T | .00 | .00 | .00 |
| FO1 ME | P | 31.00 | 40.86 | 45.98 |
| | T | 1.89 | 2.34 | 2.58 |
| FO3 HE | P | 26.71 | 37.03 | 40.21 |
| | T | 1.70 | 2.17 | 2.32 |
| FO6 EH | P | 23.94 | 34.27 | 35.91 |
| | T | 1.58 | 2.04 | 2.12 |
| GOI | P | 41.34 | 50.81 | 58.38 |
| | T | 3.92 | 4.38 | 2.78 |
| KEO | P | 42.76 | 51.84 | 61.64 |
| | T | 3.99 | 4.42 | 4.89 |
| KEO VA | P | 43.45 | 52.13 | 61.64 |
| | T | 4.02 | 4.44 | 4.89 |
| PMG | P | 75.33 | 87.22 | 101.96 |
| | T | 28.08 | 28.72 | 46.07 |
| RMG | P | 73.35 | 83.77 | 98.26 |
| | T | 27.99 | 28.55 | 45.73 |

NOTE: 0 INDICATES MISSING OBSERVATIONS

LUXEMB.: AVERAGE RETAIL PRICES AND TAXES FOR MAIN GROUPS OF PRODUCTS

1975 EXCHANGE US.DOLLAR PER BARREL

A. PRICE

| YEAR | GASOLINE | KEROSENE | DISTILLATE | RESIDUAL |
|------|----------|----------|------------|----------|
| 60 | .00 | .00 | .00 | .00 |
| 61 | .00 | .00 | .00 | .00 |
| 62 | 29.50 | 15.16 | 10.21 | 6.99 |
| 63 | 29.40 | 15.08 | 10.17 | 6.97 |
| 64 | 29.86 | 14.52 | 9.94 | 6.71 |
| 65 | 30.82 | 14.59 | 10.46 | 6.62 |
| 66 | 33.36 | 15.39 | 10.85 | 6.62 |
| 67 | 34.60 | 15.68 | 13.76 | 6.80 |
| 68 | 35.22 | 16.59 | 14.29 | 6.77 |
| 69 | 35.21 | 15.84 | 13.84 | 6.26 |
| 70 | 35.01 | 15.95 | 13.91 | 7.32 |
| 71 | 35.79 | 15.82 | 14.19 | 8.80 |
| 72 | 35.64 | 15.82 | 14.06 | 9.36 |
| 73 | 38.36 | 16.71 | 14.70 | 8.74 |
| 74 | 48.05 | 22.64 | 21.02 | 13.84 |
| 75 | 49.79 | 24.13 | 22.40 | 14.67 |
| 76 | 53.82 | 24.60 | 24.69 | 15.45 |
| 77 | 52.67 | 25.06 | 25.33 | 16.05 |
| 78 | 53.56 | 24.23 | 24.81 | 15.16 |
| 79 | 60.62 | 31.96 | 32.56 | 16.86 |
| 80 | 78.73 | 43.11 | 44.42 | 27.21 |
| 81 | 90.07 | 51.99 | 53.86 | 37.39 |
| 82 | 107.58 | 61.64 | 64.71 | 40.70 |

B. TAX

| YEAR | GASOLINE | KEROSENE | DISTILLATE | RESIDUAL |
|------|----------|----------|------------|----------|
| 60 | .00 | .00 | .00 | .00 |
| 61 | .00 | .00 | .00 | .00 |
| 62 | .00 | .00 | .00 | .00 |
| 63 | .00 | .00 | .00 | .00 |
| 64 | .00 | .00 | .00 | .00 |
| 65 | .00 | .00 | .00 | .00 |
| 66 | .00 | .00 | .00 | .00 |
| 67 | 21.15 | 3.38 | 3.81 | .57 |
| 68 | 22.73 | 3.42 | 4.25 | .63 |
| 69 | 22.69 | 3.44 | 4.02 | .67 |
| 70 | 24.05 | 4.12 | 4.55 | .97 |
| 71 | 24.65 | 4.19 | 4.66 | 1.23 |
| 72 | 24.64 | 4.13 | 4.61 | 1.22 |
| 73 | 25.06 | 4.16 | 4.61 | 1.20 |
| 74 | 27.73 | 3.81 | 4.89 | 1.47 |
| 75 | 27.99 | 3.88 | 4.08 | 1.52 |
| 76 | 28.08 | 3.90 | 4.18 | 1.55 |
| 77 | 26.47 | 3.41 | 4.18 | 1.58 |
| 78 | 26.32 | 3.10 | 4.34 | 1.14 |
| 79 | 27.36 | 3.47 | 4.94 | 1.20 |
| 80 | 28.24 | 4.00 | 5.51 | 1.72 |
| 81 | 28.85 | 4.43 | 5.97 | 2.18 |
| 82 | 46.58 | 4.89 | 8.27 | 2.34 |

FINAL ANALYSIS FOR: LUXEMB.

1975 EXCHANGE US.DOLLAR PER BARREL

| YEAR | R E T A I L | | W H O L E S A L E | |
|------|-------------|-------|-------------------|-------|
| | PRICE | TAX | PRICE | TAX |
| 62 | 13.00 | .00 | 12.57 | .00 |
| 63 | 12.21 | .00 | 11.88 | .00 |
| 64 | 11.62 | .00 | 11.29 | .00 |
| 65 | 11.89 | .00 | 11.51 | .00 |
| 66 | 12.17 | .00 | 11.81 | .00 |
| 67 | 13.14 | 4.48 | 12.50 | 4.48 |
| 68 | 13.50 | 4.89 | 12.85 | 4.89 |
| 69 | 12.78 | 4.63 | 12.16 | 4.63 |
| 70 | 13.37 | 5.16 | 12.79 | 5.14 |
| 71 | 14.40 | 5.52 | 13.40 | 5.48 |
| 72 | 14.64 | 5.54 | 13.68 | 5.49 |
| 73 | 15.86 | 6.17 | 14.90 | 6.13 |
| 74 | 22.03 | 6.76 | 21.47 | 6.73 |
| 75 | 23.67 | 6.77 | 23.10 | 6.75 |
| 76 | 26.27 | 7.37 | 25.60 | 7.34 |
| 77 | 27.33 | 7.59 | 26.52 | 7.55 |
| 78 | 27.79 | 7.90 | 26.93 | 7.86 |
| 79 | 36.18 | 9.78 | 34.93 | 9.72 |
| 80 | 52.99 | 12.03 | 51.63 | 11.96 |
| 81 | 65.06 | 13.64 | 63.44 | 13.56 |
| 82 | 77.50 | 21.09 | 74.86 | 20.85 |

CALCULATION OF EX TAX PRICES AND DEALER MARGIN

| YEAR | RETAIL | WHOLESALE | DEALER |
|------|--------|-----------|--------|
| 62 | .00 | .00 | .43 |
| 63 | .00 | .00 | .33 |
| 64 | .00 | .00 | .32 |
| 65 | .00 | .00 | .38 |
| 66 | .00 | .00 | .37 |
| 67 | 8.67 | 8.03 | .64 |
| 68 | 8.61 | 7.96 | .65 |
| 69 | 8.15 | 7.53 | .62 |
| 70 | 8.20 | 7.65 | .55 |
| 71 | 8.87 | 7.92 | .95 |
| 72 | 9.10 | 8.19 | .91 |
| 73 | 9.69 | 8.77 | .91 |
| 74 | 15.27 | 14.74 | .53 |
| 75 | 16.89 | 16.35 | .54 |
| 76 | 18.90 | 18.27 | .63 |
| 77 | 19.74 | 18.97 | .77 |
| 78 | 19.89 | 19.07 | .82 |
| 79 | 26.41 | 25.22 | 1.19 |
| 80 | 40.96 | 39.67 | 1.30 |
| 81 | 51.43 | 49.88 | 1.55 |
| 82 | 56.42 | 54.01 | 2.41 |

NOTE:0 INDICATES LACK OF DATA

I. NORWAY: PETROLEUM PRODUCTS PRICES AND TAXES - RETAIL QUOTATIONS

1975 EXCHANGE US. DOLLAR PER BARREL

| PRODUCT | | 81 | 82 |
|---------|---|--------|--------|
| DOI AG | P | 74.58 | 80.47 |
| | T | .00 | .00 |
| DOI MA | P | 69.20 | 74.28 |
| | T | .00 | .00 |
| FO6 S1 | P | 40.73 | 44.05 |
| | T | .00 | .00 |
| FO6 S2 | P | 39.30 | 38.47 |
| | T | .00 | .00 |
| GOI | P | 69.20 | 74.54 |
| | T | .00 | .00 |
| PMG 98 | P | 134.03 | 141.08 |
| | T | .00 | .00 |
| RMG 93 | P | 131.59 | 138.49 |
| | T | .00 | .00 |

NOTE: 0 INDICATES MISSING OBSERVATIONS

II. NORWAY: PETROLEUM PRODUCTS PRICES AND TAXES - WHOLESALE QUOTATIONS

1975 EXCHANGE US. DOLLAR PER BARREL

| PRODUCT | | 81 | 82 |
|---------|---|--------|--------|
| DOI H1 | P | 67.42 | 73.10 |
| | T | .00 | .00 |
| DOI H2 | P | 67.33 | 73.06 |
| | T | .00 | .00 |
| KEO | P | 71.69 | 80.73 |
| | T | .00 | .00 |
| PMG 98 | P | 132.50 | 138.95 |
| | T | .00 | .00 |
| RMG 93 | P | 130.06 | 136.36 |
| | T | .00 | .00 |

NOTE: 0 INDICATES MISSING OBSERVATIONS

NORWAY: AVERAGE RETAIL PRICES AND TAXES FOR MAIN GROUPS OF PRODUCTS

1975 EXCHANGE US.DOLLAR PER BARREL

A. PRICE

| YEAR | GASOLINE | KEROSENE | DISTILLATE | RESIDUAL |
|------|----------|----------|------------|----------|
| 60 | .00 | .00 | .00 | .00 |
| 61 | .00 | .00 | .00 | .00 |
| 62 | .00 | .00 | .00 | .00 |
| 63 | .00 | .00 | .00 | .00 |
| 64 | .00 | .00 | .00 | .00 |
| 65 | .00 | .00 | .00 | .00 |
| 66 | .00 | .00 | .00 | .00 |
| 67 | .00 | .00 | .00 | .00 |
| 68 | .00 | .00 | .00 | .00 |
| 69 | .00 | .00 | .00 | .00 |
| 70 | .00 | .00 | .00 | .00 |
| 71 | .00 | .00 | .00 | .00 |
| 72 | .00 | .00 | .00 | .00 |
| 73 | .00 | .00 | .00 | .00 |
| 74 | .00 | .00 | .00 | .00 |
| 75 | .00 | .00 | .00 | .00 |
| 76 | .00 | .00 | .00 | .00 |
| 77 | .00 | .00 | .00 | .00 |
| 78 | .00 | .00 | .00 | .00 |
| 79 | .00 | .00 | .00 | .00 |
| 80 | .00 | .00 | .00 | .00 |
| 81 | 132.81 | 71.69 | 69.54 | 40.02 |
| 82 | 139.78 | 80.73 | 75.09 | 41.26 |

B. TAX

| YEAR | GASOLINE | KEROSENE | DISTILLATE | RESIDUAL |
|------|----------|----------|------------|----------|
| 60 | .00 | .00 | .00 | .00 |
| 61 | .00 | .00 | .00 | .00 |
| 62 | .00 | .00 | .00 | .00 |
| 63 | .00 | .00 | .00 | .00 |
| 64 | .00 | .00 | .00 | .00 |
| 65 | .00 | .00 | .00 | .00 |
| 66 | .00 | .00 | .00 | .00 |
| 67 | .00 | .00 | .00 | .00 |
| 68 | .00 | .00 | .00 | .00 |
| 69 | .00 | .00 | .00 | .00 |
| 70 | .00 | .00 | .00 | .00 |
| 71 | .00 | .00 | .00 | .00 |
| 72 | .00 | .00 | .00 | .00 |
| 73 | .00 | .00 | .00 | .00 |
| 74 | .00 | .00 | .00 | .00 |
| 75 | .00 | .00 | .00 | .00 |
| 76 | .00 | .00 | .00 | .00 |
| 77 | .00 | .00 | .00 | .00 |
| 78 | .00 | .00 | .00 | .00 |
| 79 | .00 | .00 | .00 | .00 |
| 80 | .00 | .00 | .00 | .00 |
| 81 | .00 | .00 | .00 | .00 |
| 82 | .00 | .00 | .00 | .00 |

FINAL ANALYSIS FOR: NORWAY

1975 EXCHANGE US.DOLLAR PER BARREL

| | R E T A I L | | W H O L E S A L E | |
|------|-------------|-----|-------------------|-----|
| YEAR | PRICE | TAX | PRICE | TAX |
| 81 | 80.42 | .00 | 80.03 | .00 |
| 82 | 85.84 | .00 | 85.30 | .00 |

CALCULATION OF EX TAX PRICES AND DEALER MARGIN

| YEAR | RETAIL | WHOLESALE | DEALER |
|------|--------|-----------|--------|
| 81 | .00 | .00 | .39 |
| 82 | .00 | .00 | .54 |

NOTE:0 INDICATES LACK OF DATA

I. PORTUGAL: PETROLEUM PRODUCTS PRICES AND TAXES - RETAIL QUOTATIONS

1975 EXCHANGE US.DOLLAR PER BARREL

| PRODUCT | | 70 | 71 | 72 | 73 | 74 | 75 |
|---------|---|-------|-------|-------|-------|-------|-------|
| FO5 HS | P | .00 | .00 | .00 | .00 | .00 | .00 |
| | T | .00 | .00 | .00 | .00 | .00 | .00 |
| FO5 LS | P | .00 | .00 | .00 | .00 | .00 | .00 |
| | T | .00 | .00 | .00 | .00 | .00 | .00 |
| FO6 C | P | 4.54 | 4.48 | 4.30 | 4.13 | 5.07 | 7.42 |
| | T | 1.52 | 1.45 | 1.43 | 1.49 | 3.53 | 6.04 |
| GOI | P | .00 | .00 | .00 | .00 | .00 | .00 |
| | T | .00 | .00 | .00 | .00 | .00 | .00 |
| KEO | P | .00 | .00 | .00 | .00 | .00 | 20.05 |
| | T | .00 | .00 | .00 | .00 | .00 | 6.55 |
| KEO MO | P | .00 | .00 | .00 | .00 | .00 | .00 |
| | T | .00 | .00 | .00 | .00 | .00 | .00 |
| PMG | P | 44.35 | 44.73 | 45.19 | 43.76 | 55.70 | 80.81 |
| | T | 32.75 | 32.67 | 32.43 | 31.25 | 39.35 | 56.18 |
| RMG | P | 38.19 | 38.31 | 38.42 | 37.20 | 47.77 | 70.36 |
| | T | 26.37 | 26.68 | 27.01 | 26.17 | 33.09 | 47.99 |

| PRODUCT | | 76 | 77 | 78 | 79 | 80 | 81 |
|---------|---|--------|--------|--------|--------|--------|--------|
| FO5 HS | P | .00 | .00 | .00 | .00 | .00 | 74.19 |
| | T | .00 | .00 | .00 | .00 | .00 | .00 |
| FO5 LS | P | .00 | .00 | .00 | .00 | .00 | 67.42 |
| | T | .00 | .00 | .00 | .00 | .00 | .00 |
| FO6 C | P | 10.48 | 13.86 | 17.70 | 23.39 | 26.22 | .00 |
| | T | 4.66 | 5.61 | 8.06 | 8.12 | 9.71 | .00 |
| GOI | P | 33.53 | 41.29 | 45.59 | 58.77 | 105.16 | 153.45 |
| | T | 11.44 | 12.17 | 7.69 | 12.09 | 22.59 | 26.12 |
| KEO | P | 23.73 | 29.14 | 35.52 | 49.61 | 62.22 | 137.43 |
| | T | 6.83 | 10.03 | 13.88 | 11.36 | .00 | .00 |
| KEO MO | P | .00 | .00 | .00 | .00 | .00 | 165.67 |
| | T | .00 | .00 | .00 | .00 | .00 | .00 |
| PMG | P | 101.35 | 130.11 | 158.74 | 192.76 | 280.84 | 349.47 |
| | T | 71.55 | 92.21 | 107.13 | 129.09 | 178.85 | 193.14 |
| RMG | P | 88.07 | 111.50 | 138.09 | 171.99 | 255.21 | 321.98 |
| | T | 61.33 | 77.36 | 94.65 | 119.03 | 173.98 | 192.45 |

I. PORTUGAL: PETROLEUM PRODUCTS PRICES AND TAXES - RETAIL QUOTATIONS

1975 EXCHANGE US.DOLLAR PER BARREL

| PRODUCT | | 82 |
|---------|---|--------|
| FO5 HS | P | 98.62 |
| | T | .00 |
| FO5 LS | P | 105.55 |
| | T | .00 |
| FO6 C | P | .00 |
| | T | .00 |
| GOI | P | 209.80 |
| | T | 26.35 |
| KEO | P | 204.17 |
| | T | .00 |
| KEO MO | P | 205.85 |
| | T | .00 |
| PMG | P | 417.19 |
| | T | 194.82 |
| RMG | P | 389.45 |
| | T | 194.12 |

NOTE: 0 INDICATES MISSING OBSERVATIONS

PORTUGAL: AVERAGE RETAIL PRICES AND TAXES FOR MAIN GROUPS OF PRODUCTS

1975 EXCHANGE US.DOLLAR PER BARREL

A. PRICE

| YEAR | GASOLINE | KEROSENE | DISTILLATE | RESIDUAL |
|------|----------|----------|------------|----------|
| 60 | .00 | .00 | .00 | .00 |
| 61 | .00 | .00 | .00 | .00 |
| 62 | .00 | .00 | .00 | .00 |
| 63 | .00 | .00 | .00 | .00 |
| 64 | .00 | .00 | .00 | .00 |
| 65 | .00 | .00 | .00 | .00 |
| 66 | .00 | .00 | .00 | .00 |
| 67 | .00 | .00 | .00 | .00 |
| 68 | .00 | .00 | .00 | .00 |
| 69 | .00 | .00 | .00 | .00 |
| 70 | 41.27 | .00 | .00 | 4.54 |
| 71 | 41.52 | .00 | .00 | 4.48 |
| 72 | 41.80 | .00 | .00 | 4.30 |
| 73 | 40.48 | .00 | .00 | 4.13 |
| 74 | 51.74 | .00 | .00 | 5.07 |
| 75 | 75.58 | 20.05 | .00 | 7.42 |
| 76 | 94.71 | 23.73 | 33.53 | 10.48 |
| 77 | 120.81 | 29.14 | 41.29 | 13.86 |
| 78 | 148.42 | 35.52 | 45.59 | 17.70 |
| 79 | 182.38 | 49.61 | 58.77 | 23.39 |
| 80 | 268.03 | 62.22 | 105.16 | 26.22 |
| 81 | 335.73 | 151.55 | 153.45 | 70.81 |
| 82 | 403.32 | 205.01 | 209.80 | 102.09 |

B. TAX

| YEAR | GASOLINE | KEROSENE | DISTILLATE | RESIDUAL |
|------|----------|----------|------------|----------|
| 60 | .00 | .00 | .00 | .00 |
| 61 | .00 | .00 | .00 | .00 |
| 62 | .00 | .00 | .00 | .00 |
| 63 | .00 | .00 | .00 | .00 |
| 64 | .00 | .00 | .00 | .00 |
| 65 | .00 | .00 | .00 | .00 |
| 66 | .00 | .00 | .00 | .00 |
| 67 | .00 | .00 | .00 | .00 |
| 68 | .00 | .00 | .00 | .00 |
| 69 | .00 | .00 | .00 | .00 |
| 70 | 29.56 | .00 | .00 | 1.52 |
| 71 | 29.68 | .00 | .00 | 1.45 |
| 72 | 29.72 | .00 | .00 | 1.43 |
| 73 | 28.71 | .00 | .00 | 1.49 |
| 74 | 36.22 | .00 | .00 | 3.53 |
| 75 | 52.08 | 6.55 | .00 | 6.04 |
| 76 | 66.44 | 6.83 | 11.44 | 4.66 |
| 77 | 84.79 | 10.03 | 12.17 | 5.61 |
| 78 | 100.89 | 13.88 | 7.69 | 8.06 |
| 79 | 124.06 | 11.36 | 12.09 | 8.12 |
| 80 | 176.42 | .00 | 22.59 | 9.71 |
| 81 | 192.80 | .00 | 26.12 | .00 |
| 82 | 194.47 | .00 | 26.35 | .00 |

FINAL ANALYSIS FOR: PORTUGAL
1975 EXCHANGE US.DOLLAR PER BARREL

| YEAR | R E T A I L | | W H O L E S A L E | |
|------|-------------|-------|-------------------|-----|
| | PRICE | TAX | PRICE | TAX |
| 76 | 30.20 | 15.95 | | |
| 77 | 38.19 | 19.52 | | |
| 78 | 45.58 | 21.87 | | |
| 79 | 56.33 | 24.78 | | |
| 80 | 80.34 | 35.82 | | |
| 81 | 131.20 | 32.82 | | |
| 82 | 175.30 | 33.10 | | |

CALCULATION OF EX TAX PRICES AND DEALER MARGIN

| YEAR | RETAIL | WHOLESALE | DEALER |
|------|--------|-----------|--------|
| 76 | 14.25 | | |
| 77 | 18.67 | | |
| 78 | 23.71 | | |
| 79 | 31.55 | | |
| 80 | 44.52 | | |
| 81 | 98.38 | | |
| 82 | 142.20 | | |

NOTE:0 INDICATES LACK OF DATA

I. SPAIN: PETROLEUM PRODUCTS PRICES AND TAXES, - RETAIL QUOTATIONS

1975 EXCHANGE US.DOLLAR PER BARREL

| PRODUCT | | 70 | 71 | 72 | 73 | 74 | 75 |
|---------|---|-------|-------|-------|-------|-------|-------|
| DOI AG | P | 18.00 | 18.00 | 19.39 | 19.33 | 20.49 | 29.11 |
| | T | .00 | .00 | .00 | .00 | .00 | .00 |
| GOI HE | P | .00 | .00 | .00 | .00 | .00 | .00 |
| | T | .00 | .00 | .00 | .00 | .00 | .00 |
| KEO | P | 11.27 | 11.66 | 12.01 | 12.91 | 19.06 | 26.14 |
| | T | 3.58 | 3.57 | 3.56 | 3.70 | 3.84 | 3.72 |
| KEO TV | P | .00 | .00 | .00 | .00 | .00 | .00 |
| | T | .00 | .00 | .00 | .00 | .00 | .00 |
| PMG 98 | P | 30.22 | 32.05 | 34.05 | 37.02 | 49.07 | 56.91 |
| | T | 17.41 | 17.36 | 17.03 | 17.29 | 17.77 | 16.61 |
| RMG 90 | P | 27.14 | 27.91 | 28.55 | 30.25 | 39.95 | 48.43 |
| | T | 15.88 | 15.83 | 15.58 | 15.93 | 16.45 | 16.47 |
| RMG 96 | P | .00 | .00 | .00 | .00 | .00 | .00 |
| | T | .00 | .00 | .00 | .00 | .00 | .00 |

| PRODUCT | | 76 | 77 | 78 | 79 | 80 | 81 |
|---------|---|-------|-------|--------|--------|--------|--------|
| DOI AG | P | 38.77 | 38.69 | 46.13 | 51.45 | 70.49 | 114.59 |
| | T | .00 | .00 | 5.24 | 7.85 | 7.71 | 19.83 |
| GOI HE | P | .00 | .00 | .00 | .00 | .00 | 84.81 |
| | T | .00 | .00 | .00 | .00 | .00 | .00 |
| KEO | P | 30.00 | 36.41 | 41.83 | 51.72 | 62.09 | 86.20 |
| | T | 3.74 | 3.67 | 3.58 | 3.93 | 4.77 | 5.63 |
| KEO TV | P | .00 | .00 | .00 | .00 | .00 | 118.18 |
| | T | .00 | .00 | .00 | .00 | .00 | .00 |
| PMG 98 | P | 62.47 | 84.42 | 100.58 | 113.72 | 150.03 | 197.02 |
| | T | 16.49 | 19.10 | 21.91 | 23.03 | 22.98 | 49.81 |
| RMG 90 | P | 52.56 | 66.83 | 80.87 | 97.06 | 129.32 | 174.77 |
| | T | 16.67 | 17.31 | 20.63 | 23.03 | 22.98 | 49.07 |
| RMG 96 | P | .00 | .00 | .00 | .00 | .00 | 191.46 |
| | T | .00 | .00 | .00 | .00 | .00 | .00 |

| PRODUCT | | 82 |
|---------|---|--------|
| DOI AG | P | 121.08 |
| | T | 23.93 |
| GOI HE | P | 87.80 |
| | T | .00 |
| KEO | P | 89.90 |
| | T | 5.63 |
| KEO TV | P | 121.90 |
| | T | .00 |
| PMG 98 | P | 205.67 |
| | T | 61.69 |
| RMG 90 | P | 183.09 |
| | T | 60.30 |
| RMG 96 | P | 199.94 |
| | T | .00 |

NOTE: 0 INDICATES MISSING OBSERVATIONS

II.SPAIN: PETROLEUM PRODUCTS PRICES AND TAXES - WHOLESALE QUOTATIONS

1975 EXCHANGE US.DOLLAR PER BARREL

| PRODUCT | | 70 | 71 | 72 | 73 | 74 | 75 |
|---------|---|------|------|------|------|------|------|
| AVG | P | .00 | .00 | .00 | .00 | .00 | .00 |
| | T | .00 | .00 | .00 | .00 | .00 | .00 |
| AVG A | P | .00 | .00 | .00 | .00 | .00 | .00 |
| | T | .00 | .00 | .00 | .00 | .00 | .00 |
| FO1 | P | .00 | .00 | .00 | .00 | .00 | .00 |
| | T | .00 | .00 | .00 | .00 | .00 | .00 |
| FO1 LS | P | .00 | .00 | .00 | .00 | .00 | .00 |
| | T | .00 | .00 | .00 | .00 | .00 | .00 |
| FO2 | P | .00 | .00 | .00 | .00 | .00 | .00 |
| | T | .00 | .00 | .00 | .00 | .00 | .00 |
| FO6 C | P | 3.68 | 2.91 | 2.83 | 4.31 | 6.19 | 9.57 |
| | T | .10 | .11 | .11 | .08 | .00 | .00 |
| GOI IN | P | .00 | .00 | .00 | .00 | .00 | .00 |
| | T | .00 | .00 | .00 | .00 | .00 | .00 |
| KEO A | P | .00 | .00 | .00 | .00 | .00 | .00 |
| | T | .00 | .00 | .00 | .00 | .00 | .00 |

| PRODUCT | | 76 | 77 | 78 | 79 | 80 | 81 |
|---------|---|-------|-------|-------|-------|-------|--------|
| AVG | P | .00 | .00 | .00 | .00 | .00 | 158.51 |
| | T | .00 | .00 | .00 | .00 | .00 | .00 |
| AVG A | P | .00 | .00 | .00 | .00 | .00 | 139.04 |
| | T | .00 | .00 | .00 | .00 | .00 | .00 |
| FO1 | P | .00 | .00 | .00 | .00 | .00 | 49.41 |
| | T | .00 | .00 | .00 | .00 | .00 | .00 |
| FO1 LS | P | .00 | .00 | .00 | .00 | .00 | 55.94 |
| | T | .00 | .00 | .00 | .00 | .00 | .00 |
| FO2 | P | .00 | .00 | .00 | .00 | .00 | 50.78 |
| | T | .00 | .00 | .00 | .00 | .00 | .00 |
| FO6 C | P | 12.02 | 13.90 | 15.39 | 23.51 | 33.44 | .00 |
| | T | 1.24 | .00 | .00 | .00 | .00 | .00 |
| GOI IN | P | .00 | .00 | .00 | .00 | .00 | 80.64 |
| | T | .00 | .00 | .00 | .00 | .00 | .00 |
| KEO A | P | .00 | .00 | .00 | .00 | .00 | 80.64 |
| | T | .00 | .00 | .00 | .00 | .00 | .00 |

II. SPAIN: PETROLEUM PRODUCTS PRICES AND TAXES - WHOLESALE QUOTATIONS

1975 EXCHANGE US.DOLLAR PER BARREL

| PRODUCT | | 82 |
|---------|---|--------|
| AVG | P | 165.10 |
| | T | .00 |
| AVG A | P | 145.62 |
| | T | .00 |
| FO1 | P | 51.93 |
| | T | .00 |
| FO1 LS | P | 58.46 |
| | T | .00 |
| FO2 | P | 53.29 |
| | T | .00 |
| FO6 C | P | .00 |
| | T | .00 |
| GOI IN | P | 84.99 |
| | T | .00 |
| KEO A | P | 84.34 |
| | T | .00 |

NOTE: 0 INDICATES MISSING OBSERVATIONS

SPAIN: AVERAGE RETAIL PRICES AND TAXES FOR MAIN GROUPS OF PRODUCTS

1975 EXCHANGE US.DOLLAR PER BARREL

A. PRICE

| YEAR | GASOLINE | KEROSENE | DISTILLATE | RESIDUAL |
|------|----------|----------|------------|----------|
| 60 | .00 | .00 | .00 | .00 |
| 61 | .00 | .00 | .00 | .00 |
| 62 | .00 | .00 | .00 | .00 |
| 63 | .00 | .00 | .00 | .00 |
| 64 | .00 | .00 | .00 | .00 |
| 65 | .00 | .00 | .00 | .00 |
| 66 | .00 | .00 | .00 | .00 |
| 67 | .00 | .00 | .00 | .00 |
| 68 | .00 | .00 | .00 | .00 |
| 69 | .00 | .00 | .00 | .00 |
| 70 | 28.68 | 11.27 | 18.00 | 3.68 |
| 71 | 29.98 | 11.66 | 18.00 | 2.91 |
| 72 | 31.30 | 12.01 | 19.39 | 2.83 |
| 73 | 33.64 | 12.91 | 19.33 | 4.31 |
| 74 | 44.51 | 19.06 | 20.49 | 6.19 |
| 75 | 52.67 | 26.14 | 29.11 | 9.57 |
| 76 | 57.51 | 30.00 | 38.77 | 12.02 |
| 77 | 75.62 | 36.41 | 38.69 | 13.90 |
| 78 | 90.72 | 41.83 | 46.13 | 15.39 |
| 79 | 105.39 | 51.72 | 51.45 | 23.51 |
| 80 | 139.67 | 62.09 | 70.49 | 33.44 |
| 81 | 185.90 | 95.01 | 114.59 | 52.04 |
| 82 | 194.38 | 98.71 | 121.08 | 54.56 |

B. TAX

| YEAR | GASOLINE | KEROSENE | DISTILLATE | RESIDUAL |
|------|----------|----------|------------|----------|
| 60 | .00 | .00 | .00 | .00 |
| 61 | .00 | .00 | .00 | .00 |
| 62 | .00 | .00 | .00 | .00 |
| 63 | .00 | .00 | .00 | .00 |
| 64 | .00 | .00 | .00 | .00 |
| 65 | .00 | .00 | .00 | .00 |
| 66 | .00 | .00 | .00 | .00 |
| 67 | .00 | .00 | .00 | .00 |
| 68 | .00 | .00 | .00 | .00 |
| 69 | .00 | .00 | .00 | .00 |
| 70 | 16.64 | 3.58 | .00 | .10 |
| 71 | 16.59 | 3.57 | .00 | .11 |
| 72 | 16.30 | 3.56 | .00 | .11 |
| 73 | 16.61 | 3.70 | .00 | .08 |
| 74 | 17.11 | 3.84 | .00 | .00 |
| 75 | 16.54 | 3.72 | .00 | .00 |
| 76 | 16.58 | 3.74 | .00 | 1.24 |
| 77 | 18.20 | 3.67 | .00 | .00 |
| 78 | 21.27 | 3.58 | 5.24 | .00 |
| 79 | 23.03 | 3.93 | 7.85 | .00 |
| 80 | 22.98 | 4.77 | 7.71 | .00 |
| 81 | 49.44 | 5.63 | 19.83 | .00 |
| 82 | 61.00 | 5.63 | 23.93 | .00 |

FINAL ANALYSIS FOR: SPAIN

1975 EXCHANGE US.DOLLAR PER BARREL

| YEAR | R E T A I L | | W H O L E S A L E | |
|------|-------------|-------|-------------------|-----|
| | PRICE | TAX | PRICE | TAX |
| 70 | 11.32 | .00 | | |
| 71 | 12.42 | .00 | | |
| 72 | 11.99 | .00 | | |
| 73 | 13.08 | .00 | | |
| 74 | 16.37 | .00 | | |
| 75 | 21.39 | .00 | | |
| 76 | 25.70 | .00 | | |
| 77 | 31.44 | .00 | | |
| 78 | 37.20 | 4.97 | | |
| 79 | 46.51 | 6.19 | | |
| 80 | 62.05 | 6.03 | | |
| 81 | 93.28 | 13.75 | | |
| 82 | 97.92 | 16.74 | | |

CALCULATION OF EX TAX PRICES AND DEALER MARGIN

| YEAR | RETAIL | WHOLESALE | DEALER |
|------|--------|-----------|--------|
| 78 | 32.23 | | |
| 79 | 40.32 | | |
| 80 | 56.02 | | |
| 81 | 79.53 | | |
| 82 | 81.18 | | |

NOTE: 0 INDICATES LACK OF DATA

I. SWEDEN: PETROLEUM PRODUCTS PRICES AND TAXES - RETAIL QUOTATIONS

1975 EXCHANGE US. DOLLAR PER BARREL

| PRODUCT | | 63 | 64 | 65 | 66 | 67 | 68 |
|---------|---|-------|-------|-------|-------|-------|-------|
| DOI DE | P | 23.26 | 23.35 | 23.54 | 24.13 | 25.19 | 25.29 |
| | T | 12.82 | 12.82 | 13.02 | 14.13 | 15.12 | 15.12 |
| KEO IL | P | .00 | 12.06 | 12.15 | 13.16 | 13.94 | 13.97 |
| | T | .00 | .00 | .00 | 1.91 | 1.91 | 1.91 |
| KEO TV | P | .00 | 11.68 | 11.77 | 12.77 | 14.50 | 16.45 |
| | T | .00 | .00 | .00 | 1.91 | 1.91 | 1.91 |
| PMG 97 | P | 31.42 | 31.01 | 30.62 | 32.43 | 34.20 | 34.53 |
| | T | 18.17 | 18.37 | 18.37 | 20.16 | 21.72 | 22.20 |
| PMG 99 | P | 30.70 | 30.62 | 31.05 | 33.22 | 34.96 | 35.47 |
| | T | 18.17 | 18.37 | 18.37 | 20.16 | 21.72 | 22.20 |
| RMG | P | 29.80 | 29.86 | 29.34 | 31.28 | 33.22 | 33.77 |
| | T | 18.17 | 18.37 | 18.37 | 20.16 | 21.72 | 22.20 |

| PRODUCT | | 69 | 70 | 71 | 72 | 73 | 74 |
|---------|---|-------|-------|-------|-------|-------|-------|
| DOI DE | P | 25.33 | 24.58 | 27.50 | 29.48 | 31.60 | 26.98 |
| | T | 15.12 | 15.12 | 15.56 | 18.18 | 18.22 | 7.90 |
| KEO IL | P | 14.41 | 18.12 | 19.53 | 19.52 | 29.23 | 39.33 |
| | T | 1.91 | 1.91 | 1.91 | 1.91 | 1.92 | 1.92 |
| KEO TV | P | 16.55 | 18.75 | 20.30 | 20.29 | 24.21 | 34.38 |
| | T | 1.91 | 1.91 | 1.91 | 1.91 | 1.92 | 1.92 |
| PMG 97 | P | 34.39 | 34.92 | 36.18 | 40.45 | 42.16 | 50.23 |
| | T | 22.20 | 22.20 | 22.78 | 26.03 | 26.84 | 28.62 |
| PMG 99 | P | 35.42 | 36.07 | 37.27 | 40.58 | 43.22 | 51.18 |
| | T | 22.20 | 22.20 | 22.78 | 26.03 | 26.84 | 28.62 |
| RMG | P | 33.44 | 33.00 | 34.38 | 38.93 | 41.29 | 48.88 |
| | T | 22.20 | 22.20 | 22.78 | 26.03 | 26.84 | 28.62 |

| PRODUCT | | 75 | 76 | 77 | 78 | 79 | 80 |
|---------|---|-------|-------|-------|-------|-------|--------|
| DOI DE | P | 22.40 | 24.47 | 37.67 | 35.63 | 38.29 | 57.32 |
| | T | 2.44 | 2.52 | 2.45 | 2.30 | 2.50 | 13.63 |
| KEO IL | P | 41.79 | 47.87 | 52.33 | 47.78 | .00 | .00 |
| | T | 1.92 | 1.91 | 1.92 | 1.92 | .00 | .00 |
| KEO TV | P | 37.49 | 36.77 | 45.74 | 49.11 | .00 | .00 |
| | T | 1.92 | 1.91 | 1.92 | 1.92 | .00 | .00 |
| PMG 97 | P | 53.53 | 59.34 | 63.48 | 72.85 | 85.18 | 113.48 |
| | T | 28.91 | 31.79 | 32.13 | 38.94 | 42.14 | 73.12 |
| PMG 99 | P | 54.29 | 60.10 | 64.24 | 73.62 | 85.94 | 114.25 |
| | T | 28.91 | 31.79 | 32.13 | 38.94 | 42.14 | 73.24 |
| RMG | P | 51.99 | 57.80 | 61.94 | 71.32 | 83.66 | 111.99 |
| | T | 28.91 | 31.79 | 32.13 | 38.94 | 42.14 | 72.89 |

I. SWEDEN: PETROLEUM PRODUCTS PRICES AND TAXES - RETAIL QUOTATIONS

1975 EXCHANGE US.DOLLAR PER BARREL

| PRODUCT | | 81 | 82 |
|---------|---|--------|--------|
| DOI DE | P | 69.41 | 86.36 |
| | T | 21.12 | 27.65 |
| KEO IL | P | .00 | .00 |
| | T | .00 | .00 |
| KEO TV | P | .00 | .00 |
| | T | .00 | .00 |
| PMG 97 | P | 135.13 | 151.39 |
| | T | 86.37 | 90.54 |
| PMG 99 | P | 136.00 | 152.61 |
| | T | 86.52 | 90.75 |
| RMG | P | 133.49 | 149.38 |
| | T | 86.09 | 90.20 |

NOTE: 0 INDICATES MISSING OBSERVATIONS

II. SWEDEN: PETROLEUM PRODUCTS PRICES AND TAXES - WHOLESALE QUOTATIONS

1975 EXCHANGE US.DOLLAR PER BARREL

| PRODUCT | | 63 | 64 | 65 | 66 | 67 | 68 |
|---------|---|-------|-------|-------|-------|-------|-------|
| DOI DE | P | 20.96 | 21.05 | 21.15 | 21.56 | 22.36 | 22.34 |
| | T | 12.82 | 12.82 | 13.02 | 14.13 | 15.12 | 15.12 |
| DOI DH | P | 6.91 | 6.72 | 6.01 | 6.18 | 5.79 | 6.27 |
| | T | .96 | 1.06 | 1.15 | 1.15 | 1.11 | 1.09 |
| FO3 20 | P | .00 | .00 | .00 | .00 | 4.88 | 4.99 |
| | T | .00 | .00 | .00 | .00 | .77 | .75 |
| FO3 22 | P | 4.97 | 4.96 | 4.70 | 5.01 | 5.37 | .00 |
| | T | .61 | .72 | .80 | .80 | .77 | .00 |
| FO4 60 | P | .00 | .00 | .00 | .00 | .00 | .00 |
| | T | .00 | .00 | .00 | .00 | .00 | .00 |
| FO4 61 | P | 4.58 | 4.46 | 4.13 | 4.44 | 4.53 | 4.53 |
| | T | .61 | .72 | .80 | .80 | .77 | .75 |
| KEO | P | .00 | .00 | .00 | .00 | .00 | .00 |
| | T | .00 | .00 | .00 | .00 | .00 | .00 |
| KEO IL | P | .00 | 10.91 | 11.10 | 12.39 | 11.71 | 11.68 |
| | T | .00 | .00 | .00 | 1.91 | 1.91 | 1.91 |
| KEO TV | P | .00 | 10.53 | 10.72 | 11.29 | 11.48 | 11.68 |
| | T | .00 | .00 | .00 | 1.91 | 1.91 | 1.91 |
| PMG 97 | P | 28.06 | 27.75 | 27.27 | 27.97 | 29.84 | 30.51 |
| | T | 18.17 | 18.37 | 18.37 | 20.16 | 21.72 | 22.20 |
| PMG 99 | P | 27.43 | 27.37 | 28.07 | 28.77 | 30.60 | 31.45 |
| | T | 18.17 | 18.37 | 18.37 | 20.16 | 21.72 | 22.20 |
| RMG | P | 26.53 | 26.60 | 25.97 | 27.75 | 29.35 | 29.75 |
| | T | 18.17 | 18.37 | 18.37 | 20.16 | 21.72 | 22.20 |

| PRODUCT | | 69 | 70 | 71 | 72 | 73 | 74 |
|---------|---|-------|-------|-------|-------|-------|-------|
| DOI DE | P | 22.94 | 22.67 | 24.55 | 26.53 | 27.87 | 24.02 |
| | T | 15.12 | 15.12 | 15.56 | 18.18 | 18.22 | 7.90 |
| DOI DH | P | 6.29 | 6.16 | 7.02 | 7.77 | 9.68 | 17.54 |
| | T | 1.07 | 1.03 | 1.00 | 1.09 | 1.05 | 1.32 |
| FO3 20 | P | 5.14 | 4.77 | 5.69 | 6.16 | 7.27 | 12.98 |
| | T | .73 | .66 | .69 | .77 | .77 | .83 |
| FO3 22 | P | .00 | .00 | .00 | .00 | .00 | .00 |
| | T | .00 | .00 | .00 | .00 | .00 | .00 |
| FO4 60 | P | 4.59 | 4.38 | 5.32 | 5.82 | 6.80 | 12.01 |
| | T | .73 | .66 | .69 | .77 | .77 | .83 |
| FO4 61 | P | 4.59 | .00 | .00 | .00 | .00 | .00 |
| | T | .73 | .00 | .00 | .00 | .00 | .00 |
| KEO | P | .00 | .00 | .00 | .00 | .00 | .00 |
| | T | .00 | .00 | .00 | .00 | .00 | .00 |
| KEO IL | P | 11.86 | 13.51 | 14.36 | 14.36 | 18.42 | 29.55 |
| | T | 1.91 | 1.91 | 1.91 | 1.91 | 1.92 | 1.92 |
| KEO TV | P | 11.86 | 13.96 | 15.13 | 15.12 | 17.82 | 27.00 |
| | T | 1.91 | 1.91 | 1.91 | 1.91 | 1.92 | 1.92 |
| PMG 97 | P | 30.19 | 32.08 | 31.78 | 35.49 | 37.12 | 45.71 |
| | T | 22.20 | 22.20 | 22.78 | 26.03 | 26.84 | 28.62 |
| PMG 99 | P | 31.40 | 33.30 | 32.87 | 35.52 | 38.12 | 46.66 |
| | T | 22.20 | 22.20 | 22.78 | 26.03 | 26.84 | 28.62 |
| RMG | P | 29.30 | 30.24 | 29.98 | 33.97 | 36.20 | 44.36 |
| | T | 22.20 | 22.20 | 22.78 | 26.03 | 26.84 | 28.62 |

II. SWEDEN: PETROLEUM PRODUCTS PRICES AND TAXES - WHOLESALE QUOTATIONS

1975 EXCHANGE US.DOLLAR PER BARREL

| PRODUCT | | 75 | 76 | 77 | 78 | 79 | 80 |
|---------|---|-------|-------|-------|-------|-------|--------|
| DOI DE | P | 19.77 | 21.79 | 23.48 | 25.59 | 34.76 | 53.99 |
| | T | 2.44 | 2.52 | 2.45 | 2.30 | 2.50 | 13.13 |
| DOI DH | P | 17.18 | 17.47 | 23.42 | 24.83 | 35.60 | 53.21 |
| | T | 1.62 | 2.01 | 2.57 | 2.35 | 2.50 | 13.00 |
| FO3 20 | P | 15.12 | 16.39 | 20.30 | 21.62 | 30.54 | 39.84 |
| | T | 1.07 | 1.43 | 2.84 | 2.35 | 2.52 | 10.92 |
| FO3 22 | P | .00 | .00 | .00 | .00 | .00 | .00 |
| | T | .00 | .00 | .00 | .00 | .00 | .00 |
| FO4 60 | P | 14.12 | 14.92 | 17.79 | 20.04 | 28.47 | 37.94 |
| | T | 1.07 | 1.43 | 2.84 | 2.35 | 2.52 | 10.63 |
| FO4 61 | P | .00 | .00 | .00 | .00 | .00 | .00 |
| | T | .00 | .00 | .00 | .00 | .00 | .00 |
| KEO | P | .00 | .00 | .00 | .00 | .00 | .00 |
| | T | .00 | .00 | .00 | .00 | .00 | .00 |
| KEO IL | P | 30.25 | 26.62 | 30.22 | 35.65 | .00 | .00 |
| | T | 1.92 | 1.91 | 1.92 | 1.92 | .00 | .00 |
| KEO TV | P | 30.04 | 27.38 | 30.99 | 36.42 | .00 | .00 |
| | T | 1.92 | 1.91 | 1.92 | 1.92 | .00 | .00 |
| PMG 97 | P | 49.11 | 54.93 | 58.97 | 68.26 | 80.52 | 108.51 |
| | T | 28.91 | 31.79 | 32.13 | 38.94 | 42.14 | 72.36 |
| PMG 99 | P | 49.88 | 55.70 | 59.74 | 69.02 | 81.28 | 109.27 |
| | T | 28.91 | 31.79 | 32.13 | 38.94 | 42.14 | 72.48 |
| RMG | P | 47.58 | 53.40 | 57.43 | 66.24 | 78.81 | 107.02 |
| | T | 28.91 | 31.79 | 32.13 | 38.94 | 42.14 | 72.13 |

| PRODUCT | | 81 | 82 |
|---------|---|-------|-------|
| DOI DE | P | .00 | .00 |
| | T | .00 | .00 |
| DOI DH | P | 64.58 | 81.21 |
| | T | 20.29 | 26.77 |
| FO3 20 | P | 56.08 | 69.29 |
| | T | 18.84 | 24.73 |
| FO3 22 | P | .00 | .00 |
| | T | .00 | .00 |
| FO4 60 | P | 55.40 | 66.28 |
| | T | 18.72 | 24.22 |
| FO4 61 | P | .00 | .00 |
| | T | .00 | .00 |
| KEO | P | 72.09 | .00 |
| | T | .00 | .00 |
| KEO IL | P | .00 | .00 |
| | T | .00 | .00 |
| KEO TV | P | .00 | .00 |
| | T | .00 | .00 |
| PMG 97 | P | .00 | .00 |
| | T | .00 | .00 |
| PMG 99 | P | .00 | .00 |
| | T | .00 | .00 |
| RMG | P | .00 | .00 |
| | T | .00 | .00 |

NOTE: 0 INDICATES MISSING OBSERVATIONS

SWEDEN: AVERAGE RETAIL PRICES AND TAXES FOR MAIN GROUPS OF PRODUCTS

1975 EXCHANGE US.DOLLAR PER BARREL

A. PRICE

| YEAR | GASOLINE | KEROSENE | DISTILLATE | RESIDUAL |
|------|----------|----------|------------|----------|
| 60 | .00 | .00 | .00 | .00 |
| 61 | .00 | .00 | .00 | .00 |
| 62 | .00 | .00 | .00 | .00 |
| 63 | 30.64 | .00 | 15.09 | 4.77 |
| 64 | 30.50 | 11.87 | 15.03 | 4.71 |
| 65 | 30.34 | 11.96 | 14.78 | 4.42 |
| 66 | 32.31 | 12.96 | 15.16 | 4.73 |
| 67 | 34.13 | 14.22 | 15.49 | 4.92 |
| 68 | 34.59 | 15.21 | 15.78 | 4.76 |
| 69 | 34.42 | 15.48 | 15.81 | 4.78 |
| 70 | 34.66 | 18.44 | 15.37 | 4.58 |
| 71 | 35.94 | 19.91 | 17.26 | 5.50 |
| 72 | 39.98 | 19.91 | 18.62 | 5.99 |
| 73 | 42.22 | 26.72 | 20.64 | 7.04 |
| 74 | 50.10 | 36.85 | 22.26 | 12.50 |
| 75 | 53.27 | 39.64 | 19.79 | 14.62 |
| 76 | 59.08 | 42.32 | 20.97 | 15.65 |
| 77 | 63.22 | 49.04 | 30.55 | 19.05 |
| 78 | 72.60 | 48.44 | 30.23 | 20.83 |
| 79 | 84.92 | .00 | 36.95 | 29.50 |
| 80 | 113.24 | .00 | 55.26 | 38.89 |
| 81 | 134.87 | 72.09 | 67.00 | 55.74 |
| 82 | 151.13 | .00 | 83.78 | 67.79 |

B. TAX

| YEAR | GASOLINE | KEROSENE | DISTILLATE | RESIDUAL |
|------|----------|----------|------------|----------|
| 60 | .00 | .00 | .00 | .00 |
| 61 | .00 | .00 | .00 | .00 |
| 62 | .00 | .00 | .00 | .00 |
| 63 | 18.17 | .00 | 6.89 | .61 |
| 64 | 18.37 | .00 | 6.94 | .72 |
| 65 | 18.37 | .00 | 7.08 | .80 |
| 66 | 20.16 | 1.91 | 7.64 | .80 |
| 67 | 21.72 | 1.91 | 8.12 | .77 |
| 68 | 22.20 | 1.91 | 8.11 | .75 |
| 69 | 22.20 | 1.91 | 8.10 | .73 |
| 70 | 22.20 | 1.91 | 8.07 | .66 |
| 71 | 22.78 | 1.91 | 8.28 | .69 |
| 72 | 26.03 | 1.91 | 9.63 | .77 |
| 73 | 26.84 | 1.92 | 9.63 | .77 |
| 74 | 28.62 | 1.92 | 4.61 | .83 |
| 75 | 28.91 | 1.92 | 2.03 | 1.07 |
| 76 | 31.79 | 1.91 | 2.26 | 1.43 |
| 77 | 32.13 | 1.92 | 2.51 | 2.84 |
| 78 | 38.94 | 1.92 | 2.33 | 2.35 |
| 79 | 42.14 | .00 | 2.50 | 2.52 |
| 80 | 73.08 | .00 | 13.31 | 10.78 |
| 81 | 86.33 | .00 | 20.70 | 18.78 |
| 82 | 90.50 | .00 | 27.21 | 24.47 |

FINAL ANALYSIS FOR: SWEDEN
1975 EXCHANGE US.DOLLAR PER BARREL

| YEAR | R E T A I L | | W H O L E S A L E | |
|------|-------------|-------|-------------------|-------|
| | PRICE | TAX | PRICE | TAX |
| 63 | 13.84 | 6.46 | 12.75 | 6.46 |
| 64 | 13.80 | 6.62 | 12.71 | 6.62 |
| 65 | 12.96 | 6.32 | 11.93 | 6.32 |
| 66 | 13.68 | 6.79 | 12.45 | 6.79 |
| 67 | 13.53 | 6.68 | 12.29 | 6.68 |
| 68 | 13.20 | 6.40 | 11.99 | 6.40 |
| 69 | 12.87 | 6.18 | 11.81 | 6.18 |
| 70 | 12.36 | 5.88 | 11.56 | 5.88 |
| 71 | 14.21 | 6.42 | 12.95 | 6.42 |
| 72 | 15.59 | 7.45 | 14.24 | 7.45 |
| 73 | 18.25 | 8.30 | 16.54 | 8.30 |
| 74 | 22.03 | 6.14 | 20.62 | 6.14 |
| 75 | 22.95 | 5.52 | 21.52 | 5.52 |
| 76 | 25.00 | 6.67 | 23.60 | 6.67 |
| 77 | 31.54 | 7.87 | 27.85 | 7.87 |
| 78 | 34.49 | 9.13 | 31.49 | 9.13 |
| 79 | 42.70 | 9.84 | 41.13 | 9.84 |
| 80 | 59.67 | 23.93 | 58.06 | 23.68 |
| 81 | 77.07 | 34.04 | 77.07 | 34.04 |
| 82 | 91.99 | 39.73 | 91.99 | 39.73 |

CALCULATION OF EX TAX PRICES AND DEALER MARGIN

| YEAR | RETAIL | WHOLESALE | DEALER |
|------|--------|-----------|--------|
| 63 | 7.38 | 6.29 | 1.09 |
| 64 | 7.18 | 6.09 | 1.09 |
| 65 | 6.65 | 5.62 | 1.03 |
| 66 | 6.89 | 5.67 | 1.23 |
| 67 | 6.86 | 5.62 | 1.24 |
| 68 | 6.80 | 5.60 | 1.20 |
| 69 | 6.69 | 5.63 | 1.06 |
| 70 | 6.48 | 5.68 | .80 |
| 71 | 7.79 | 6.54 | 1.26 |
| 72 | 8.14 | 6.78 | 1.35 |
| 73 | 9.95 | 8.24 | 1.71 |
| 74 | 15.90 | 14.49 | 1.41 |
| 75 | 17.43 | 16.01 | 1.43 |
| 76 | 18.33 | 16.93 | 1.41 |
| 77 | 23.67 | 19.97 | 3.69 |
| 78 | 25.35 | 22.35 | 3.00 |
| 79 | 32.86 | 31.29 | 1.57 |
| 80 | 35.74 | 34.38 | 1.36 |
| 81 | 43.04 | 43.04 | .00 |
| 82 | 52.27 | 52.27 | .00 |

NOTE:0 INDICATES LACK OF DATA

I. SWITZERL.: PETROLEUM PRODUCTS PRICES AND TAXES - RETAIL QUOTATIONS

1975 EXCHANGE US. DOLLAR PER BARREL

| PRODUCT | | 63 | 64 | 65 | 66 | 67 | 68 |
|---------|---|-------|-------|-------|-------|-------|-------|
| DOI AG | P | 28.18 | 28.75 | 30.26 | 31.40 | 37.99 | 40.69 |
| | T | 14.31 | 15.26 | 17.20 | 18.35 | 24.11 | 25.80 |
| DOI DH | P | 9.90 | 8.40 | 7.31 | 7.76 | 8.71 | 9.47 |
| | T | .55 | .55 | .55 | .63 | .70 | .70 |
| FO1 LI | P | 7.03 | 6.29 | 5.69 | 6.14 | 6.47 | 6.88 |
| | T | .61 | .61 | .61 | .69 | .77 | .77 |
| FO5 ME | P | 6.02 | 4.74 | 4.93 | 5.51 | 5.83 | 5.51 |
| | T | .63 | .62 | .62 | .71 | .80 | .79 |
| PMG | P | 34.48 | 39.33 | 38.29 | 38.79 | 40.80 | 41.68 |
| | T | 18.60 | 19.43 | 21.99 | 23.16 | 24.08 | 24.89 |
| RMG | P | 31.40 | 32.21 | 34.56 | 35.71 | 37.72 | 38.60 |
| | T | 18.17 | 18.98 | 21.49 | 22.64 | 23.56 | 24.00 |

| PRODUCT | | 69 | 70 | 71 | 72 | 73 | 74 |
|---------|---|-------|-------|-------|-------|-------|-------|
| DOI AG | P | 41.25 | 41.61 | 43.77 | 46.83 | 48.31 | 59.88 |
| | T | 26.50 | 26.48 | 26.52 | 28.89 | 29.77 | 32.31 |
| DOI DH | P | 8.78 | 9.73 | 11.21 | 9.59 | 15.25 | 20.33 |
| | T | .78 | .80 | .80 | .80 | .80 | 1.17 |
| FO1 LI | P | 6.73 | 8.03 | 9.09 | 8.01 | 9.28 | 17.06 |
| | T | .86 | .88 | .89 | .88 | .89 | 1.20 |
| FO5 ME | P | 5.55 | 7.06 | 8.42 | 7.29 | 7.18 | 14.75 |
| | T | .88 | .91 | .91 | .91 | .91 | .95 |
| PMG | P | 41.51 | 40.90 | 43.30 | 47.64 | 48.80 | 60.05 |
| | T | 25.05 | 25.17 | 25.67 | 28.09 | 28.99 | 30.42 |
| RMG | P | 38.43 | 38.33 | 39.80 | 44.37 | 45.47 | 57.44 |
| | T | 24.51 | 24.63 | 25.12 | 27.40 | 28.25 | 29.65 |

| PRODUCT | | 75 | 76 | 77 | 78 | 79 | 80 |
|---------|---|-------|-------|-------|-------|-------|-------|
| DOI AG | P | 62.52 | 65.13 | 64.25 | 61.92 | 71.84 | 75.19 |
| | T | 36.83 | 36.80 | 36.93 | 37.06 | 36.81 | 36.84 |
| DOI DH | P | 18.51 | 18.56 | 18.85 | 16.30 | 29.63 | 30.77 |
| | T | 1.42 | .91 | 1.00 | 1.12 | 1.11 | 1.12 |
| FO1 LI | P | 15.17 | 15.60 | 16.40 | 14.20 | 20.18 | 24.03 |
| | T | 1.56 | 1.00 | 1.08 | 1.23 | 1.23 | 1.23 |
| FO5 ME | P | 13.63 | 14.11 | 14.70 | 12.96 | 16.20 | 21.36 |
| | T | 1.24 | 1.03 | 1.11 | 1.21 | 1.26 | 1.26 |
| PMG | P | 62.94 | 64.52 | 62.88 | 61.81 | 68.97 | 74.40 |
| | T | 35.10 | 35.74 | 35.20 | 35.33 | 35.09 | 35.12 |
| RMG | P | 60.48 | 62.06 | 60.93 | 61.18 | 68.35 | 73.78 |
| | T | 34.22 | 34.20 | 34.31 | 34.43 | 34.20 | 34.23 |

I. SWITZERL.: PETROLEUM PRODUCTS PRICES AND TAXES - RETAIL QUOTATIONS

1975 EXCHANGE US.DOLLAR PER BARREL

| PRODUCT | | 81 | 82 |
|---------|---|-------|-------|
| DOI AG | P | 78.19 | 79.67 |
| | T | 38.11 | 38.30 |
| DOI DH | P | 34.93 | 35.29 |
| | T | 1.66 | 2.00 |
| FO1 LI | P | 29.09 | 27.97 |
| | T | 1.83 | 2.21 |
| FO5 ME | P | 27.37 | 25.58 |
| | T | 1.89 | 2.27 |
| PMG | P | 80.23 | 80.69 |
| | T | 36.48 | 36.87 |
| RMG | P | 79.62 | 78.25 |
| | T | 35.59 | 35.98 |

NOTE: 0 INDICATES MISSING OBSERVATIONS

II. SWITZERL.: PETROLEUM PRODUCTS PRICES AND TAXES - WHOLESALE QUOTATIONS

1975 EXCHANGE US. DOLLAR PER BARREL

| PRODUCT | | 63 | 64 | 65 | 66 | 67 | 68 |
|---------|---|-------|-------|-------|-------|-------|-------|
| DOI AG | P | 22.17 | 21.49 | 21.90 | 23.78 | 30.29 | 32.70 |
| | T | 14.31 | 15.26 | 17.20 | 18.35 | 24.11 | 25.80 |
| DOI DH | P | 7.86 | 6.43 | 5.12 | 5.59 | 6.62 | 7.28 |
| | T | .55 | .55 | .55 | .63 | .70 | .70 |
| FO1 LI | P | 6.39 | 5.27 | 4.58 | 5.24 | 5.56 | 6.05 |
| | T | .61 | .61 | .61 | .69 | .77 | .77 |
| FO5 ME | P | 5.39 | 3.98 | 4.06 | 4.59 | 4.91 | 4.67 |
| | T | .63 | .62 | .62 | .71 | .80 | .79 |
| PMG | P | 32.63 | 33.44 | 35.80 | 36.94 | 39.56 | 40.45 |
| | T | 18.60 | 19.43 | 21.99 | 23.16 | 24.08 | 24.89 |
| RMG | P | 30.17 | 30.98 | 33.33 | 34.48 | 36.49 | 37.37 |
| | T | 18.17 | 18.98 | 21.49 | 22.64 | 23.56 | 24.00 |

| PRODUCT | | 69 | 70 | 71 | 72 | 73 | 74 |
|---------|---|-------|-------|-------|-------|-------|-------|
| DOI AG | P | 32.68 | 33.72 | 36.94 | 37.23 | 44.00 | 50.77 |
| | T | 26.50 | 26.48 | 26.52 | 28.89 | 29.77 | 32.31 |
| DOI DH | P | 6.65 | 7.64 | 9.05 | 7.33 | 12.46 | 17.60 |
| | T | .78 | .80 | .80 | .80 | .80 | 1.17 |
| FO1 LI | P | 5.95 | 7.19 | 8.22 | 7.09 | 8.38 | 16.22 |
| | T | .86 | .88 | .89 | .88 | .89 | 1.20 |
| FO5 ME | P | 4.77 | 6.60 | 7.51 | 6.40 | 6.31 | 13.87 |
| | T | .88 | .91 | .91 | .91 | .91 | .95 |
| PMG | P | 38.26 | 38.17 | 39.61 | 44.05 | 45.71 | 58.34 |
| | T | 25.05 | 25.17 | 25.67 | 28.09 | 28.99 | 30.42 |
| RMG | P | 36.11 | 36.22 | 37.33 | 41.90 | 43.24 | 55.87 |
| | T | 24.51 | 24.63 | 25.12 | 27.40 | 28.25 | 29.65 |

| PRODUCT | | 75 | 76 | 77 | 78 | 79 | 80 |
|---------|---|-------|-------|-------|-------|-------|-------|
| DOI AG | P | 52.41 | 53.45 | 53.35 | 50.09 | 64.93 | 66.86 |
| | T | 36.83 | 36.80 | 36.93 | 37.06 | 36.81 | 36.84 |
| DOI DH | P | 16.06 | 16.27 | 17.11 | 14.48 | 28.00 | 29.02 |
| | T | 1.42 | .91 | 1.00 | 1.12 | 1.11 | 1.12 |
| FO1 LI | P | 14.20 | 14.65 | 15.55 | 13.20 | 19.27 | 23.18 |
| | T | 1.56 | 1.00 | 1.08 | 1.23 | 1.23 | 1.23 |
| FO5 ME | P | 12.59 | 13.06 | 13.65 | 11.88 | 15.41 | 20.20 |
| | T | 1.24 | 1.03 | 1.11 | 1.21 | 1.26 | 1.26 |
| PMG | P | 61.09 | 62.68 | 61.03 | 59.71 | 66.79 | 70.10 |
| | T | 35.10 | 35.74 | 35.20 | 35.33 | 35.09 | 35.12 |
| RMG | P | 58.63 | 60.21 | 59.07 | 59.09 | 66.17 | 69.48 |
| | T | 34.22 | 34.20 | 34.31 | 34.43 | 34.20 | 34.23 |

II. SWITZERL.: PETROLEUM PRODUCTS PRICES AND TAXES - WHOLESALE QUOTATIONS

1975 EXCHANGE US.DOLLAR PER BARREL

| PRODUCT | | 81 | 82 |
|---------|---|-------|-------|
| DOI AG | P | 71.25 | 71.77 |
| | T | 38.11 | 38.30 |
| DOI DH | P | 33.16 | 33.65 |
| | T | 1.66 | 2.00 |
| FO1 LI | P | 27.93 | 26.73 |
| | T | 1.83 | 2.21 |
| FO5 ME | P | 26.17 | 24.29 |
| | T | 1.89 | 2.27 |
| PMG | P | 74.64 | 75.08 |
| | T | 36.48 | 36.87 |
| RMG | P | 74.67 | 72.65 |
| | T | 35.59 | 35.98 |

NOTE: 0 INDICATES MISSING OBSERVATIONS

SWITZERL.: AVERAGE RETAIL PRICES AND TAXES FOR MAIN GROUPS OF PRODUCTS

1975 EXCHANGE US.DOLLAR PER BARREL

A. PRICE

| YEAR | GASOLINE | KEROSENE | DISTILLATE | RESIDUAL |
|------|----------|----------|------------|----------|
| 60 | .00 | .00 | .00 | .00 |
| 61 | .00 | .00 | .00 | .00 |
| 62 | .00 | .00 | .00 | .00 |
| 63 | 32.94 | .00 | 19.04 | 6.53 |
| 64 | 35.77 | .00 | 18.58 | 5.52 |
| 65 | 36.43 | .00 | 18.78 | 5.31 |
| 66 | 37.25 | .00 | 19.58 | 5.82 |
| 67 | 39.26 | .00 | 23.35 | 6.15 |
| 68 | 40.14 | .00 | 25.08 | 6.19 |
| 69 | 39.97 | .00 | 25.02 | 6.14 |
| 70 | 39.62 | .00 | 25.67 | 7.55 |
| 71 | 41.55 | .00 | 27.49 | 8.75 |
| 72 | 46.00 | .00 | 28.21 | 7.65 |
| 73 | 47.13 | .00 | 31.78 | 8.23 |
| 74 | 58.75 | .00 | 40.10 | 15.90 |
| 75 | 61.71 | .00 | 40.51 | 14.40 |
| 76 | 63.29 | .00 | 41.85 | 14.86 |
| 77 | 61.90 | .00 | 41.55 | 15.55 |
| 78 | 61.50 | .00 | 39.11 | 13.58 |
| 79 | 68.66 | .00 | 50.74 | 18.19 |
| 80 | 74.09 | .00 | 52.98 | 22.69 |
| 81 | 79.92 | .00 | 56.56 | 28.23 |
| 82 | 79.47 | .00 | 57.48 | 26.78 |

B. TAX

| YEAR | GASOLINE | KEROSENE | DISTILLATE | RESIDUAL |
|------|----------|----------|------------|----------|
| 60 | .00 | .00 | .00 | .00 |
| 61 | .00 | .00 | .00 | .00 |
| 62 | .00 | .00 | .00 | .00 |
| 63 | 18.39 | .00 | 7.43 | .62 |
| 64 | 19.21 | .00 | 7.90 | .61 |
| 65 | 21.74 | .00 | 8.88 | .61 |
| 66 | 22.90 | .00 | 9.49 | .70 |
| 67 | 23.82 | .00 | 12.40 | .79 |
| 68 | 24.45 | .00 | 13.25 | .78 |
| 69 | 24.78 | .00 | 13.64 | .87 |
| 70 | 24.90 | .00 | 13.64 | .90 |
| 71 | 25.39 | .00 | 13.66 | .90 |
| 72 | 27.74 | .00 | 14.85 | .90 |
| 73 | 28.62 | .00 | 15.29 | .90 |
| 74 | 30.03 | .00 | 16.74 | 1.07 |
| 75 | 34.66 | .00 | 19.13 | 1.40 |
| 76 | 34.97 | .00 | 18.85 | 1.01 |
| 77 | 34.76 | .00 | 18.97 | 1.09 |
| 78 | 34.88 | .00 | 19.09 | 1.22 |
| 79 | 34.64 | .00 | 18.96 | 1.25 |
| 80 | 34.67 | .00 | 18.98 | 1.25 |
| 81 | 36.04 | .00 | 19.89 | 1.86 |
| 82 | 36.43 | .00 | 20.15 | 2.24 |

FINAL ANALYSIS FOR: SWITZERL.
1975 EXCHANGE US.DOLLAR PER BARREL

| YEAR | R E T A I L | | W H O L E S A L E | |
|------|-------------|-------|-------------------|-------|
| | PRICE | TAX | PRICE | TAX |
| 63 | 20.45 | 9.02 | 17.57 | 9.02 |
| 64 | 21.46 | 9.96 | 17.57 | 9.96 |
| 65 | 21.08 | 10.77 | 17.22 | 10.77 |
| 66 | 21.98 | 11.54 | 18.46 | 11.54 |
| 67 | 24.08 | 13.06 | 20.81 | 13.06 |
| 68 | 25.00 | 13.48 | 21.59 | 13.48 |
| 69 | 24.84 | 13.75 | 20.91 | 13.75 |
| 70 | 25.35 | 13.74 | 21.74 | 13.74 |
| 71 | 27.33 | 14.05 | 23.81 | 14.05 |
| 72 | 28.63 | 15.32 | 24.31 | 15.32 |
| 73 | 31.29 | 15.92 | 28.41 | 15.92 |
| 74 | 35.24 | 13.91 | 32.42 | 13.91 |
| 75 | 33.02 | 14.36 | 30.69 | 14.36 |
| 76 | 43.56 | 20.45 | 38.57 | 20.45 |
| 77 | 43.24 | 20.58 | 38.77 | 20.58 |
| 78 | 41.56 | 20.83 | 36.61 | 20.83 |
| 79 | 51.52 | 20.93 | 48.20 | 20.93 |
| 80 | 55.77 | 21.53 | 51.33 | 21.53 |
| 81 | 61.20 | 23.23 | 56.85 | 23.23 |
| 82 | 61.47 | 23.54 | 56.77 | 23.54 |

CALCULATION OF EX TAX PRICES AND DEALER MARGIN

| YEAR | RETAIL | WHOLESALE | DEALER |
|------|--------|-----------|--------|
| 63 | 11.42 | 8.55 | 2.88 |
| 64 | 11.50 | 7.61 | 3.88 |
| 65 | 10.31 | 6.45 | 3.86 |
| 66 | 10.44 | 6.92 | 3.52 |
| 67 | 11.02 | 7.75 | 3.27 |
| 68 | 11.52 | 8.11 | 3.41 |
| 69 | 11.09 | 7.17 | 3.93 |
| 70 | 11.61 | 8.00 | 3.60 |
| 71 | 13.28 | 9.77 | 3.51 |
| 72 | 13.30 | 8.98 | 4.32 |
| 73 | 15.37 | 12.49 | 2.88 |
| 74 | 21.34 | 18.51 | 2.82 |
| 75 | 18.66 | 16.33 | 2.33 |
| 76 | 23.11 | 18.11 | 5.00 |
| 77 | 22.65 | 18.18 | 4.47 |
| 78 | 20.72 | 15.78 | 4.95 |
| 79 | 30.59 | 27.27 | 3.32 |
| 80 | 34.24 | 29.81 | 4.44 |
| 81 | 37.96 | 33.61 | 4.35 |
| 82 | 37.93 | 33.22 | 4.71 |

NOTE:0 INDICATES LACK OF DATA

I.U.K.: PETROLEUM PRODUCTS PRICES AND TAXES - RETAIL QUOTATIONS

1975 EXCHANGE US.DOLLAR PER BARREL

| PRODUCT | | 80 | 81 | 82 |
|---------|---|--------|--------|--------|
| DOI DE | P | 104.06 | 119.69 | 125.95 |
| | T | 48.12 | 58.61 | 62.18 |
| FO1 LI | P | 48.46 | 58.92 | 67.21 |
| | T | 2.62 | 2.73 | 2.71 |
| FO4 ME | P | 43.71 | 52.83 | 59.50 |
| | T | 2.62 | 2.73 | 2.71 |
| FO5 HE | P | 40.90 | 49.93 | 56.30 |
| | T | 2.62 | 2.73 | 2.71 |
| PMG 04 | P | 101.40 | 124.33 | 143.09 |
| | T | 46.91 | 62.32 | 72.22 |
| RMG 02 | P | 99.20 | 122.10 | 140.86 |
| | T | 46.62 | 62.03 | 71.93 |
| RMG 03 | P | 100.77 | 123.55 | 142.28 |
| | T | 46.82 | 62.22 | 72.11 |

NOTE: 0 INDICATES MISSING OBSERVATIONS

II.U.K.: PETROLEUM PRODUCTS PRICES AND TAXES - WHOLESALE QUOTATIONS

1975 EXCHANGE US.DOLLAR PER BARREL

| PRODUCT | | 62 | 63 | 64 | 65 | 66 | 67 |
|---------|---|-------|-------|-------|-------|-------|-------|
| AVG 00 | P | 18.37 | 18.37 | 18.61 | 20.14 | 20.70 | 21.79 |
| | T | 10.63 | 10.63 | 10.98 | 12.57 | 13.15 | 13.90 |
| AVG 15 | P | 18.61 | 18.61 | 18.86 | 20.38 | 20.94 | 22.03 |
| | T | 10.63 | 10.63 | 10.98 | 12.57 | 13.15 | 13.90 |
| AVG 73 | P | 18.13 | 18.13 | 18.37 | 19.90 | 20.46 | 21.55 |
| | T | 10.63 | 10.63 | 10.98 | 12.57 | 13.15 | 13.90 |
| DOI DE | P | 16.03 | 16.17 | 16.40 | 17.96 | 18.54 | 19.63 |
| | T | 10.63 | 10.63 | 10.98 | 12.57 | 13.15 | 13.90 |
| FO1 LI | P | 5.66 | 5.00 | 4.87 | 4.87 | 4.90 | 5.27 |
| | T | .00 | .00 | .00 | .64 | .67 | .71 |
| FO4 ME | P | 4.50 | 4.45 | 4.43 | 4.43 | 4.46 | 4.83 |
| | T | .00 | .00 | .00 | .64 | .67 | .71 |
| FO5 HE | P | 4.33 | 4.29 | 4.27 | 4.27 | 4.30 | 4.66 |
| | T | .00 | .00 | .00 | .64 | .67 | .71 |
| GOI | P | .00 | .00 | .00 | .00 | .00 | .00 |
| | T | .00 | .00 | .00 | .00 | .00 | .00 |
| JFU JA | P | .00 | .00 | .00 | .00 | .00 | .00 |
| | T | .00 | .00 | .00 | .00 | .00 | .00 |
| JFU 86 | P | 15.63 | 15.63 | 15.87 | 17.40 | 17.96 | 19.05 |
| | T | 10.63 | 10.63 | 10.98 | 12.57 | 13.15 | 13.90 |
| JFU 94 | P | 5.70 | 5.64 | 5.64 | 5.64 | 5.67 | 6.04 |
| | T | .71 | .71 | .70 | .64 | .67 | .71 |
| JFU 98 | P | 6.43 | 6.36 | 6.36 | 6.36 | 6.39 | 6.77 |
| | T | .71 | .71 | .70 | .64 | .67 | .71 |
| KEO PR | P | 7.10 | 7.23 | 7.25 | 7.25 | 7.28 | 7.65 |
| | T | .71 | .71 | .70 | .64 | .67 | .71 |
| KEO ST | P | 6.30 | 6.28 | 6.28 | 6.28 | 6.31 | 6.68 |
| | T | .71 | .71 | .70 | .64 | .67 | .71 |
| KEO VA | P | 6.38 | 6.36 | 6.36 | 6.36 | 6.39 | 6.77 |
| | T | .71 | .71 | .70 | .64 | .67 | .71 |
| PMG 04 | P | 17.24 | 17.15 | 17.37 | 19.17 | 19.75 | 20.84 |
| | T | 10.63 | 10.63 | 10.98 | 12.57 | 13.15 | 13.90 |
| PMG 05 | P | 17.80 | 17.80 | 18.07 | 19.74 | 20.31 | 21.40 |
| | T | 10.63 | 10.63 | 10.98 | 12.57 | 13.15 | 13.90 |
| RMG 02 | P | 15.79 | 15.79 | 16.06 | 17.72 | 18.30 | 19.38 |
| | T | 10.63 | 10.63 | 10.98 | 12.57 | 13.15 | 13.90 |
| RMG 03 | P | 15.79 | 15.79 | 16.06 | 17.72 | 18.63 | 20.11 |
| | T | 10.63 | 10.63 | 10.98 | 12.57 | 13.15 | 13.90 |

II.U.K.: PETROLEUM PRODUCTS PRICES AND TAXES - WHOLESALE QUOTATIONS

1975 EXCHANGE US.DOLLAR PER BARREL

| PRODUCT | | 68 | 69 | 70 | 71 | 72 | 73 |
|---------|---|-------|-------|-------|-------|-------|-------|
| AVG 00 | P | 23.25 | 25.29 | 25.46 | 26.90 | 27.39 | 28.83 |
| | T | 15.03 | 13.00 | 17.40 | 17.41 | 17.43 | 17.42 |
| AVG 15 | P | 23.49 | 25.64 | 25.94 | 27.18 | 27.54 | 28.11 |
| | T | 15.03 | 13.00 | 17.40 | 17.41 | 17.43 | 17.42 |
| AVG 73 | P | 23.01 | 25.16 | 25.38 | 26.59 | 27.20 | .00 |
| | T | 15.03 | 13.00 | 17.40 | 17.41 | 17.43 | .00 |
| DOI DE | P | 21.07 | 23.01 | 23.17 | 25.93 | 24.65 | 25.62 |
| | T | 15.03 | 17.19 | 17.40 | 17.41 | 17.43 | 17.42 |
| FO1 LI | P | 5.52 | 5.34 | 5.44 | 6.71 | 7.03 | 7.36 |
| | T | .72 | .78 | .77 | .77 | .77 | .77 |
| FO4 ME | P | 5.07 | 4.90 | 5.00 | 6.26 | 6.53 | 6.82 |
| | T | .72 | .78 | .77 | .77 | .77 | .77 |
| FO5 HE | P | 4.91 | 4.74 | 4.84 | 6.10 | 6.36 | 6.64 |
| | T | .72 | .78 | .77 | .77 | .77 | .77 |
| GOI | P | .00 | .00 | 6.34 | 7.51 | 7.77 | 8.78 |
| | T | .00 | .00 | .77 | .77 | .77 | .77 |
| JFU JA | P | .00 | .00 | .00 | .00 | .00 | .00 |
| | T | .00 | .00 | .00 | .00 | .00 | .00 |
| JFU 86 | P | 20.51 | 22.52 | .00 | .00 | .00 | .00 |
| | T | 15.03 | 17.19 | .00 | .00 | .00 | .00 |
| JFU 94 | P | 6.36 | 6.20 | 6.17 | 7.39 | 7.72 | 8.80 |
| | T | .72 | .78 | .77 | .77 | .77 | .77 |
| JFU 98 | P | 7.08 | 7.14 | .00 | .00 | .00 | .00 |
| | T | .72 | .78 | .00 | .00 | .00 | .00 |
| KEO PR | P | 7.97 | 7.88 | 7.99 | 9.17 | 9.55 | 10.47 |
| | T | .72 | .78 | .77 | .77 | .77 | .77 |
| KEO ST | P | 7.00 | 6.92 | 7.02 | 8.20 | 8.58 | 9.37 |
| | T | .72 | .78 | .77 | .77 | .77 | .77 |
| KEO VA | P | 7.08 | 6.92 | 6.94 | 8.11 | 8.49 | 9.57 |
| | T | .72 | .78 | .77 | .77 | .77 | .77 |
| PMG 04 | P | 22.28 | 24.44 | 24.78 | 25.96 | 26.37 | 27.58 |
| | T | 15.03 | 17.19 | 17.40 | 17.41 | 17.43 | 17.42 |
| PMG 05 | P | 22.85 | 25.00 | 25.34 | 26.52 | 26.93 | 28.13 |
| | T | 15.03 | 17.19 | 17.40 | 17.41 | 17.43 | 17.42 |
| RMG 02 | P | 20.83 | 22.99 | 23.33 | 24.51 | 24.92 | 26.15 |
| | T | 15.03 | 17.19 | 17.40 | 17.41 | 17.43 | 17.42 |
| RMG 03 | P | 21.56 | 23.71 | 24.05 | 25.23 | 25.64 | 26.87 |
| | T | 15.03 | 17.19 | 17.40 | 17.41 | 17.43 | 17.42 |

II.U.K.: PETROLEUM PRODUCTS PRICES AND TAXES - WHOLESALE QUOTATIONS

1975 EXCHANGE US.DOLLAR PER BARREL

| PRODUCT | | 74 | 75 | 76 | 77 | 78 | 79 |
|---------|---|-------|-------|-------|-------|-------|-------|
| AVG 00 | P | 37.22 | 37.89 | 61.64 | 68.15 | 62.04 | 91.30 |
| | T | 17.41 | 17.47 | 29.99 | 29.34 | 23.22 | 40.36 |
| AVG 15 | P | .00 | .00 | .00 | .00 | .00 | .00 |
| | T | .00 | .00 | .00 | .00 | .00 | .00 |
| AVG 73 | P | .00 | .00 | .00 | .00 | .00 | .00 |
| | T | .00 | .00 | .00 | .00 | .00 | .00 |
| DOI DE | P | 33.21 | 38.37 | 47.93 | 59.05 | 60.58 | 75.61 |
| | T | 17.51 | 20.32 | 25.34 | 30.56 | 31.58 | 38.38 |
| FO1 LI | P | 13.30 | 16.38 | 19.84 | 27.00 | 27.76 | 33.99 |
| | T | .77 | .78 | .78 | 1.66 | 1.94 | 2.16 |
| FO4 ME | P | 12.43 | 15.41 | 18.99 | 25.25 | 25.79 | 31.61 |
| | T | .77 | .78 | .78 | 1.66 | 1.94 | 2.16 |
| FO5 HE | P | 11.97 | 14.92 | 18.32 | 24.53 | 25.05 | 30.38 |
| | T | .77 | .78 | .78 | 1.66 | 1.94 | 2.16 |
| GOI | P | 15.77 | 18.09 | 22.94 | 29.44 | 30.12 | 37.85 |
| | T | .77 | .78 | .78 | 1.66 | 1.94 | 2.16 |
| JFU JA | P | .00 | 21.30 | 25.06 | 31.01 | 31.49 | 42.12 |
| | T | .00 | 1.22 | .78 | 1.66 | 1.94 | 2.16 |
| JFU 86 | P | .00 | .00 | .00 | .00 | .00 | .00 |
| | T | .00 | .00 | .00 | .00 | .00 | .00 |
| JFU 94 | P | .00 | .00 | .00 | .00 | .00 | .00 |
| | T | .00 | .00 | .00 | .00 | .00 | .00 |
| JFU 98 | P | .00 | .00 | .00 | .00 | .00 | .00 |
| | T | .00 | .00 | .00 | .00 | .00 | .00 |
| KEO PR | P | 17.04 | 19.00 | 23.28 | 28.94 | 28.99 | 37.47 |
| | T | .77 | .78 | .78 | .77 | .77 | .77 |
| KEO ST | P | 15.72 | 17.38 | 23.18 | 29.01 | 29.38 | 38.02 |
| | T | .77 | .78 | .78 | .77 | .77 | .77 |
| KEO VA | P | 16.82 | 20.02 | 26.00 | 32.32 | 33.15 | .00 |
| | T | .77 | .78 | .78 | .77 | .77 | .00 |
| PMG 04 | P | 36.45 | 53.08 | 57.12 | 62.66 | 61.40 | 76.40 |
| | T | 17.81 | 28.09 | 29.40 | 31.56 | 30.05 | 35.65 |
| PMG 05 | P | 36.78 | 53.49 | 57.89 | 63.95 | 62.86 | .00 |
| | T | 17.81 | 28.17 | 29.51 | 31.70 | 30.21 | .00 |
| RMG 02 | P | 35.40 | 51.73 | 55.45 | 61.11 | 59.85 | 73.88 |
| | T | 17.80 | 27.82 | 29.17 | 31.39 | 29.87 | 35.34 |
| RMG 03 | P | 35.97 | 52.44 | 56.36 | 62.06 | 60.80 | 75.50 |
| | T | 17.80 | 27.96 | 29.29 | 31.49 | 29.98 | 35.54 |

II.U.K.: PETROLEUM PRODUCTS PRICES AND TAXES - WHOLESALE QUOTATIONS

1975 EXCHANGE US.DOLLAR PER BARREL

| PRODUCT | | 80 | 81 | 82 |
|---------|---|-------|--------|--------|
| AVG 00 | P | .00 | .00 | .00 |
| | T | .00 | .00 | .00 |
| AVG 15 | P | .00 | .00 | .00 |
| | T | .00 | .00 | .00 |
| AVG 73 | P | .00 | .00 | .00 |
| | T | .00 | .00 | .00 |
| DOI DE | P | 99.80 | 118.09 | 125.37 |
| | T | 47.57 | 58.40 | 62.10 |
| FO1 LI | P | 45.75 | 56.21 | 64.56 |
| | T | 2.62 | 2.73 | 2.71 |
| FO4 ME | P | 41.00 | 50.10 | 56.76 |
| | T | 2.62 | 2.73 | 2.71 |
| FO5 HE | P | 38.19 | 47.20 | 53.86 |
| | T | 2.62 | 2.73 | 2.71 |
| GOI | P | 51.77 | 61.32 | 72.34 |
| | T | 2.62 | 2.73 | 2.71 |
| JFU JA | P | 64.09 | 75.30 | 85.56 |
| | T | 2.62 | 2.73 | 2.71 |
| JFU 86 | P | .00 | .00 | .00 |
| | T | .00 | .00 | .00 |
| JFU 94 | P | .00 | .00 | .00 |
| | T | .00 | .00 | .00 |
| JFU 98 | P | .00 | .00 | .00 |
| | T | .00 | .00 | .00 |
| KEO PR | P | 54.17 | 68.44 | 82.77 |
| | T | .77 | .78 | .77 |
| KEO ST | P | 51.70 | 62.97 | 74.58 |
| | T | .77 | .78 | .77 |
| KEO VA | P | .00 | .00 | .00 |
| | T | .00 | .00 | .00 |
| PMG 04 | P | 96.21 | 118.22 | 132.40 |
| | T | 46.23 | 61.52 | 70.83 |
| PMG 05 | P | .00 | .00 | .00 |
| | T | .00 | .00 | .00 |
| RMG 02 | P | 94.75 | 115.49 | 130.21 |
| | T | 46.04 | 61.17 | 70.54 |
| RMG 03 | P | 95.73 | 117.62 | 131.59 |
| | T | 46.17 | 61.45 | 70.72 |

NOTE: 0 INDICATES MISSING OBSERVATIONS

U.K.: AVERAGE RETAIL PRICES AND TAXES FOR MAIN GROUPS OF PRODUCTS

1975 EXCHANGE US.DOLLAR PER BARREL

A. PRICE

| YEAR | GASOLINE | KEROSENE | DISTILLATE | RESIDUAL |
|------|----------|----------|------------|----------|
| 60 | .00 | .00 | .00 | .00 |
| 61 | .00 | .00 | .00 | .00 |
| 62 | 17.39 | 7.92 | 16.03 | 4.83 |
| 63 | 17.38 | 7.92 | 16.17 | 4.58 |
| 64 | 17.63 | 7.96 | 16.40 | 4.52 |
| 65 | 19.25 | 8.22 | 17.96 | 4.52 |
| 66 | 19.87 | 8.33 | 18.54 | 4.55 |
| 67 | 21.02 | 8.83 | 19.63 | 4.92 |
| 68 | 22.47 | 9.33 | 21.07 | 5.17 |
| 69 | 24.60 | 9.60 | 23.01 | 4.99 |
| 70 | 24.90 | 7.03 | 14.75 | 5.10 |
| 71 | 26.13 | 8.22 | 16.72 | 6.36 |
| 72 | 26.57 | 8.59 | 16.21 | 6.64 |
| 73 | 27.61 | 9.55 | 17.20 | 6.94 |
| 74 | 36.37 | 16.53 | 24.49 | 12.57 |
| 75 | 49.73 | 19.43 | 28.23 | 15.57 |
| 76 | 57.69 | 24.38 | 35.44 | 19.05 |
| 77 | 63.59 | 30.32 | 44.25 | 25.59 |
| 78 | 61.39 | 30.75 | 45.35 | 26.20 |
| 79 | 79.27 | 39.20 | 56.73 | 31.99 |
| 80 | 100.46 | 56.66 | 77.92 | 44.36 |
| 81 | 123.33 | 68.90 | 90.51 | 53.89 |
| 82 | 142.08 | 80.97 | 99.14 | 61.01 |

B. TAX

| YEAR | GASOLINE | KEROSENE | DISTILLATE | RESIDUAL |
|------|----------|----------|------------|----------|
| 60 | .00 | .00 | .00 | .00 |
| 61 | .00 | .00 | .00 | .00 |
| 62 | 10.63 | 2.36 | 10.63 | .00 |
| 63 | 10.63 | 2.36 | 10.63 | .00 |
| 64 | 10.98 | 2.41 | 10.98 | .00 |
| 65 | 12.57 | 2.63 | 12.57 | .64 |
| 66 | 13.15 | 2.75 | 13.15 | .67 |
| 67 | 13.90 | 2.91 | 13.90 | .71 |
| 68 | 15.03 | 3.10 | 15.03 | .72 |
| 69 | 15.39 | 3.51 | 17.19 | .78 |
| 70 | 17.40 | .77 | 9.09 | .77 |
| 71 | 17.41 | .77 | 9.09 | .77 |
| 72 | 17.43 | .77 | 9.10 | .77 |
| 73 | 17.42 | .77 | 9.10 | .77 |
| 74 | 17.72 | .77 | 9.14 | .77 |
| 75 | 25.90 | .89 | 10.55 | .78 |
| 76 | 29.47 | .78 | 13.06 | .78 |
| 77 | 31.10 | 1.00 | 16.11 | 1.66 |
| 78 | 28.67 | 1.06 | 16.76 | 1.94 |
| 79 | 36.72 | 1.24 | 20.27 | 2.16 |
| 80 | 46.78 | 1.39 | 25.37 | 2.62 |
| 81 | 62.19 | 1.43 | 30.67 | 2.73 |
| 82 | 72.09 | 1.42 | 32.45 | 2.71 |

FINAL ANALYSIS FOR: U.K.

1975 EXCHANGE US.DOLLAR PER BARREL

| YEAR | R E T A I L | | W H O L E S A L E | |
|------|-------------|-------|-------------------|-------|
| | PRICE | TAX | PRICE | TAX |
| 62 | 10.32 | 4.84 | 10.32 | 4.84 |
| 63 | 10.03 | 4.69 | 10.03 | 4.69 |
| 64 | 10.17 | 4.90 | 10.17 | 4.90 |
| 65 | 10.83 | 5.89 | 10.83 | 5.89 |
| 66 | 11.22 | 6.25 | 11.22 | 6.25 |
| 67 | 12.18 | 6.82 | 12.18 | 6.82 |
| 68 | 12.84 | 7.23 | 12.84 | 7.23 |
| 69 | 13.63 | 7.83 | 13.63 | 7.83 |
| 70 | 11.51 | 6.08 | 11.51 | 6.08 |
| 71 | 12.98 | 6.13 | 12.98 | 6.13 |
| 72 | 13.54 | 6.51 | 13.54 | 6.51 |
| 73 | 14.44 | 6.64 | 14.44 | 6.64 |
| 74 | 21.21 | 6.66 | 21.21 | 6.66 |
| 75 | 27.91 | 9.73 | 27.91 | 9.73 |
| 76 | 33.58 | 11.23 | 33.58 | 11.23 |
| 77 | 40.82 | 13.05 | 40.82 | 13.05 |
| 78 | 40.98 | 12.81 | 40.98 | 12.81 |
| 79 | 51.96 | 16.15 | 51.96 | 16.15 |
| 80 | 72.27 | 22.49 | 69.31 | 22.21 |
| 81 | 88.99 | 30.35 | 85.90 | 30.05 |
| 82 | 100.96 | 34.17 | 96.55 | 33.69 |

CALCULATION OF EX TAX PRICES AND DEALER MARGIN

| YEAR | RETAIL | WHOLESALE | DEALER |
|------|--------|-----------|--------|
| 62 | 5.47 | 5.47 | .00 |
| 63 | 5.34 | 5.34 | .00 |
| 64 | 5.27 | 5.27 | .00 |
| 65 | 4.95 | 4.95 | .00 |
| 66 | 4.96 | 4.96 | .00 |
| 67 | 5.37 | 5.37 | .00 |
| 68 | 5.61 | 5.61 | .00 |
| 69 | 5.80 | 5.80 | .00 |
| 70 | 5.43 | 5.43 | .00 |
| 71 | 6.85 | 6.85 | .00 |
| 72 | 7.03 | 7.03 | .00 |
| 73 | 7.80 | 7.80 | .00 |
| 74 | 14.55 | 14.55 | .00 |
| 75 | 18.18 | 18.18 | .00 |
| 76 | 22.35 | 22.35 | .00 |
| 77 | 27.77 | 27.77 | .00 |
| 78 | 28.16 | 28.16 | .00 |
| 79 | 35.80 | 35.80 | .00 |
| 80 | 49.78 | 47.09 | 2.69 |
| 81 | 58.63 | 55.85 | 2.78 |
| 82 | 66.79 | 62.86 | 3.93 |

NOTE: 0 INDICATES LACK OF DATA

W. EUROPE: AVERAGE RETAIL PRICES AND TAXES FOR MAIN GROUPS OF PRODUCTS

1975 EXCHANGE US. DOLLAR PER BARREL

A. PRICE

| YEAR | GASOLINE | KEROSENE | DISTILLATE | RESIDUAL |
|------|----------|----------|------------|----------|
| 60 | 37.19 | 15.78 | 17.83 | 4.93 |
| 61 | 34.83 | 14.54 | 17.67 | 4.77 |
| 62 | 29.16 | 11.37 | 17.36 | 4.71 |
| 63 | 29.54 | 11.19 | 17.51 | 4.73 |
| 64 | 29.82 | 11.49 | 17.26 | 4.67 |
| 65 | 30.77 | 11.74 | 17.16 | 4.55 |
| 66 | 30.71 | 12.15 | 17.40 | 4.63 |
| 67 | 32.28 | 12.39 | 17.86 | 4.82 |
| 68 | 33.41 | 12.80 | 18.83 | 4.88 |
| 69 | 35.26 | 13.46 | 19.41 | 4.80 |
| 70 | 35.07 | 12.99 | 18.26 | 4.94 |
| 71 | 37.20 | 13.72 | 20.11 | 5.95 |
| 72 | 38.58 | 14.03 | 20.13 | 5.74 |
| 73 | 40.69 | 12.58 | 22.50 | 5.99 |
| 74 | 53.60 | 20.62 | 30.99 | 11.65 |
| 75 | 58.93 | 23.86 | 31.73 | 13.67 |
| 76 | 66.32 | 25.12 | 35.81 | 15.65 |
| 77 | 73.77 | 30.94 | 38.40 | 18.82 |
| 78 | 76.09 | 33.05 | 39.79 | 19.45 |
| 79 | 88.82 | 41.57 | 49.06 | 24.54 |
| 80 | 110.83 | 57.33 | 66.67 | 35.64 |
| 81 | 135.23 | 76.03 | 80.24 | 50.31 |
| 82 | 148.50 | 90.60 | 91.11 | 55.72 |

B. TAX

| YEAR | GASOLINE | KEROSENE | DISTILLATE | RESIDUAL |
|------|----------|----------|------------|----------|
| 60 | 23.39 | 4.79 | 3.20 | .97 |
| 61 | 22.76 | 5.37 | 3.39 | .96 |
| 62 | 17.61 | 4.57 | 5.10 | .94 |
| 63 | 17.85 | 4.01 | 5.42 | .93 |
| 64 | 18.11 | 4.44 | 5.47 | .95 |
| 65 | 19.29 | 4.53 | 5.64 | .89 |
| 66 | 19.88 | 4.71 | 5.83 | .94 |
| 67 | 21.07 | 4.87 | 6.11 | .98 |
| 68 | 21.54 | 5.04 | 6.79 | 1.03 |
| 69 | 22.86 | 5.74 | 7.51 | 1.07 |
| 70 | 23.50 | 5.04 | 6.69 | 1.00 |
| 71 | 24.18 | 5.30 | 7.06 | .99 |
| 72 | 25.13 | 5.36 | 7.16 | .92 |
| 73 | 26.45 | 2.60 | 7.44 | .75 |
| 74 | 32.14 | 3.62 | 13.03 | 1.13 |
| 75 | 35.26 | 3.84 | 13.34 | 1.54 |
| 76 | 38.22 | 1.76 | 13.96 | 1.67 |
| 77 | 42.13 | 2.48 | 13.85 | 2.33 |
| 78 | 43.87 | 3.49 | 15.02 | 2.63 |
| 79 | 49.15 | 4.16 | 17.40 | 3.14 |
| 80 | 57.11 | 4.69 | 20.36 | 4.95 |
| 81 | 68.32 | 5.26 | 23.07 | 6.34 |
| 82 | 76.48 | 7.18 | 26.16 | 8.02 |

NOTE: THESE RESULTS NEED NOT MATCH WITH THE FOLLOWING NET BACK COMPUTATION

I. CANADA: PETROLEUM PRODUCTS PRICES AND TAXES - RETAIL QUOTATIONS

1975 EXCHANGE US.DOLLAR PER BARREL

| PRODUCT | | 62 | 63 | 64 | 65 | 66 | 67 |
|---------|---|-------|-------|-------|-------|-------|-------|
| DOI | P | 6.77 | 6.64 | 6.29 | 6.15 | 6.15 | 6.33 |
| | T | .00 | .00 | .00 | .00 | .00 | .00 |
| DOI AG | P | .00 | .00 | .00 | .00 | .00 | .00 |
| | T | .00 | .00 | .00 | .00 | .00 | .00 |
| DOI ST | P | 7.22 | 6.88 | 6.88 | 6.84 | 6.84 | 6.94 |
| | T | .00 | .00 | .00 | .00 | .00 | .00 |
| FO2 HH | P | 5.95 | 5.98 | 5.95 | 5.95 | 5.88 | 5.98 |
| | T | .00 | .00 | .00 | .00 | .00 | .00 |
| FO6 C | P | .00 | .00 | .00 | .00 | .00 | .00 |
| | T | .00 | .00 | .00 | .00 | .00 | .00 |
| KEO HH | P | .00 | 7.89 | 7.83 | 7.72 | .00 | .00 |
| | T | .00 | .00 | .00 | .00 | .00 | .00 |
| PMG | P | .00 | .00 | .00 | .00 | .00 | .00 |
| | T | .00 | .00 | .00 | .00 | .00 | .00 |
| RMG | P | 14.34 | 14.23 | 14.37 | 14.44 | 15.06 | 15.47 |
| | T | .00 | 4.34 | 4.34 | 4.34 | 4.34 | 4.34 |
| RMG UL | P | .00 | .00 | .00 | .00 | .00 | .00 |
| | T | .00 | .00 | .00 | .00 | .00 | .00 |

| PRODUCT | | 68 | 69 | 70 | 71 | 72 | 73 |
|---------|---|-------|-------|-------|-------|-------|-------|
| DOI | P | 6.39 | 6.57 | 6.91 | 7.46 | 7.94 | 9.25 |
| | T | .00 | .00 | .00 | .00 | .00 | .00 |
| DOI AG | P | .00 | .00 | .00 | .00 | .00 | .00 |
| | T | .00 | .00 | .00 | .00 | .00 | .00 |
| DOI ST | P | 7.05 | 7.29 | 7.64 | 8.35 | 8.80 | 10.04 |
| | T | .00 | .00 | .00 | .00 | .00 | .00 |
| FO2 HH | P | 6.29 | 6.36 | 6.57 | 7.29 | 7.74 | 8.94 |
| | T | .00 | .00 | .00 | .00 | .00 | .00 |
| FO6 C | P | .00 | .00 | .00 | 5.56 | 4.36 | 4.40 |
| | T | .00 | .00 | .00 | .28 | .22 | .32 |
| KEO HH | P | .00 | .00 | .00 | .00 | .00 | .00 |
| | T | .00 | .00 | .00 | .00 | .00 | .00 |
| PMG | P | 18.19 | 18.43 | 18.89 | 19.42 | 19.77 | 20.83 |
| | T | 4.34 | 4.34 | 5.59 | 7.54 | 7.88 | 7.80 |
| RMG | P | 16.06 | 16.33 | 16.82 | 17.71 | 18.02 | 19.05 |
| | T | 4.34 | 4.34 | 5.59 | 7.54 | 7.97 | 8.72 |
| RMG UL | P | .00 | .00 | .00 | .00 | .00 | .00 |
| | T | .00 | .00 | .00 | .00 | .00 | .00 |

I. CANADA: PETROLEUM PRODUCTS PRICES AND TAXES - RETAIL QUOTATIONS

1975 EXCHANGE US. DOLLAR PER BARREL

| PRODUCT | | 74 | 75 | 76 | 77 | 78 | 79 |
|---------|---|-------|-------|-------|-------|-------|-------|
| DOI | P | 11.90 | 13.96 | 16.16 | 19.02 | 21.47 | 23.17 |
| | T | .00 | .00 | .00 | .00 | 8.96 | 8.62 |
| DOI AG | P | .00 | .00 | 25.02 | 25.16 | 28.29 | 34.12 |
| | T | .00 | .00 | 11.88 | 11.54 | 8.96 | 9.86 |
| DOI ST | P | 12.55 | 14.41 | 16.40 | 19.16 | 21.54 | 23.48 |
| | T | .00 | .00 | .00 | .00 | 8.96 | 8.62 |
| FO2 HH | P | 11.35 | 12.93 | 14.92 | 17.30 | 19.72 | 22.07 |
| | T | .00 | .00 | .00 | .00 | .00 | .00 |
| FO6 C | P | 6.29 | 9.70 | 10.34 | 11.51 | 13.67 | 15.53 |
| | T | .45 | .26 | .00 | .00 | .00 | .00 |
| KEO HH | P | 15.32 | 12.70 | 15.20 | 19.75 | 28.19 | 38.78 |
| | T | .89 | .00 | .00 | .00 | .00 | .00 |
| PMG | P | 23.38 | 26.89 | 29.92 | 32.61 | 34.31 | 36.27 |
| | T | 8.35 | 9.99 | 11.13 | 11.44 | 12.18 | 11.91 |
| RMG | P | 21.56 | 24.93 | 27.85 | 30.24 | 31.73 | 34.18 |
| | T | 9.38 | 9.83 | 10.97 | 11.27 | 11.88 | 11.44 |
| RMG UL | P | .00 | .00 | .00 | .00 | .00 | .00 |
| | T | .00 | .00 | .00 | .00 | .00 | .00 |

| PRODUCT | | 80 | 81 | 82 |
|---------|---|-------|-------|-------|
| DOI | P | 27.71 | .00 | .00 |
| | T | 8.16 | .00 | .00 |
| DOI AG | P | 36.67 | 40.30 | 49.75 |
| | T | 11.25 | 12.30 | 12.31 |
| DOI ST | P | 27.78 | .00 | .00 |
| | T | 8.44 | .00 | .00 |
| FO2 HH | P | 26.10 | 36.57 | 44.40 |
| | T | .00 | .00 | .00 |
| FO6 C | P | 20.14 | 31.18 | 39.02 |
| | T | .00 | .00 | .00 |
| KEO HH | P | 37.43 | 38.93 | 47.56 |
| | T | .00 | .00 | .00 |
| PMG | P | 43.53 | 57.54 | 70.11 |
| | T | 11.97 | 12.87 | 17.42 |
| RMG | P | 39.30 | 54.90 | 63.75 |
| | T | 11.50 | 12.41 | 17.42 |
| RMG UL | P | .00 | 55.73 | 67.75 |
| | T | .00 | 12.40 | 17.42 |

NOTE: 0 INDICATES MISSING OBSERVATIONS

CANADA: AVERAGE RETAIL PRICES AND TAXES FOR MAIN GROUPS OF PRODUCTS

1975 EXCHANGE US.DOLLAR PER BARREL

A. PRICE

| YEAR | GASOLINE | KEROSENE | DISTILLATE | RESIDUAL |
|------|----------|----------|------------|----------|
| 60 | .00 | .00 | .00 | .00 |
| 61 | .00 | .00 | .00 | .00 |
| 62 | 14.34 | .00 | 7.00 | 5.95 |
| 63 | 14.23 | 7.89 | 6.76 | 5.98 |
| 64 | 14.37 | 7.83 | 6.58 | 5.95 |
| 65 | 14.44 | 7.72 | 6.50 | 5.95 |
| 66 | 15.06 | .00 | 6.50 | 5.88 |
| 67 | 15.47 | .00 | 6.64 | 5.98 |
| 68 | 17.12 | .00 | 6.72 | 6.29 |
| 69 | 17.38 | .00 | 6.93 | 6.36 |
| 70 | 17.85 | .00 | 7.28 | 6.57 |
| 71 | 18.57 | .00 | 7.91 | 6.42 |
| 72 | 18.89 | .00 | 8.37 | 6.05 |
| 73 | 19.94 | .00 | 9.64 | 6.67 |
| 74 | 22.47 | 15.32 | 12.22 | 8.82 |
| 75 | 25.91 | 12.70 | 14.18 | 11.31 |
| 76 | 23.88 | 15.20 | 25.02 | 12.63 |
| 77 | 31.43 | 19.75 | 25.16 | 14.41 |
| 78 | 33.02 | 28.19 | 23.77 | 16.69 |
| 79 | 35.23 | 38.78 | 26.92 | 18.80 |
| 80 | 41.41 | 37.43 | 30.72 | 23.12 |
| 81 | 56.06 | 38.93 | 40.30 | 33.88 |
| 82 | 67.20 | 47.56 | 49.75 | 41.71 |

B. TAX

| YEAR | GASOLINE | KEROSENE | DISTILLATE | RESIDUAL |
|------|----------|----------|------------|----------|
| 60 | .00 | .00 | .00 | .00 |
| 61 | .00 | .00 | .00 | .00 |
| 62 | .00 | .00 | .00 | .00 |
| 63 | 4.34 | .00 | .00 | .00 |
| 64 | 4.34 | .00 | .00 | .00 |
| 65 | 4.34 | .00 | .00 | .00 |
| 66 | 4.34 | .00 | .00 | .00 |
| 67 | 4.34 | .00 | .00 | .00 |
| 68 | 4.34 | .00 | .00 | .00 |
| 69 | 4.34 | .00 | .00 | .00 |
| 70 | 5.59 | .00 | .00 | .00 |
| 71 | 7.54 | .00 | .00 | .28 |
| 72 | 7.93 | .00 | .00 | .22 |
| 73 | 8.26 | .00 | .00 | .32 |
| 74 | 8.86 | .89 | .00 | .45 |
| 75 | 9.91 | .00 | .00 | .26 |
| 76 | 11.05 | .00 | 11.88 | .00 |
| 77 | 11.36 | .00 | 11.54 | .00 |
| 78 | 12.03 | .00 | 8.96 | .00 |
| 79 | 11.67 | .00 | 9.03 | .00 |
| 80 | 11.74 | .00 | 9.29 | .00 |
| 81 | 12.56 | .00 | 12.30 | .00 |
| 82 | 17.42 | .00 | 12.31 | .00 |

FINAL ANALYSIS FOR: CANADA

1975 EXCHANGE US.DOLLAR PER BARREL

| YEAR | R E T A I L | | W H O L E S A L E | |
|------|-------------|-------|-------------------|-----|
| | PRICE | TAX | PRICE | TAX |
| 62 | 9.89 | .00 | | |
| 63 | 9.62 | .00 | | |
| 64 | 9.49 | .00 | | |
| 65 | 9.41 | .00 | | |
| 66 | 9.81 | .00 | | |
| 67 | 10.01 | .00 | | |
| 68 | 10.76 | .00 | | |
| 69 | 10.90 | .00 | | |
| 70 | 11.30 | .00 | | |
| 71 | 11.83 | .00 | | |
| 72 | 12.05 | .00 | | |
| 73 | 13.32 | .00 | | |
| 74 | 15.78 | .00 | | |
| 75 | 18.40 | .00 | | |
| 76 | 23.26 | 8.20 | | |
| 77 | 25.08 | 8.23 | | |
| 78 | 26.53 | 7.89 | | |
| 79 | 29.59 | 7.99 | | |
| 80 | 34.41 | 8.23 | | |
| 81 | 46.25 | 9.53 | | |
| 82 | 56.14 | 11.74 | | |

CALCULATION OF EX TAX PRICES AND DEALER MARGIN

| YEAR | RETAIL | WHOLESALE | DEALER |
|------|--------|-----------|--------|
| 76 | 15.06 | | |
| 77 | 16.85 | | |
| 78 | 18.64 | | |
| 79 | 21.60 | | |
| 80 | 26.18 | | |
| 81 | 36.72 | | |
| 82 | 44.40 | | |

NOTE:0 INDICATES LACK OF DATA

I. JAPAN: PETROLEUM PRODUCTS PRICES AND TAXES - RETAIL QUOTATIONS

1975 EXCHANGE US.DOLLAR PER BARREL

| PRODUCT | | 71 | 72 | 73 | 74 | 75 | 76 |
|---------|---|-------|-------|-------|-------|-------|-------|
| KEO | P | 12.08 | 10.99 | 12.09 | 17.20 | 20.22 | 22.72 |
| | T | .00 | .00 | .00 | .00 | .00 | .00 |
| RMG | P | 30.77 | 31.08 | 35.56 | 52.36 | 60.25 | 63.52 |
| | T | 16.56 | 16.53 | 16.57 | 18.88 | 19.65 | 19.65 |

| PRODUCT | | 77 | 78 | 79 | 80 | 81 | 82 |
|---------|---|-------|-------|-------|-------|-------|-------|
| KEO | P | 23.64 | 22.76 | 27.91 | 46.19 | 48.61 | 53.45 |
| | T | .00 | .00 | .00 | .00 | .00 | .00 |
| RMG | P | 65.24 | 58.73 | 66.72 | 83.25 | 84.23 | 92.37 |
| | T | 19.70 | 23.95 | 29.86 | 32.94 | 32.92 | 33.21 |

NOTE: 0 INDICATES MISSING OBSERVATIONS

II. JAPAN: PETROLEUM PRODUCTS PRICES AND TAXES - WHOLESALE QUOTATIONS

1975 EXCHANGE US. DOLLAR PER BARREL

| PRODUCT | | 70 | 71 | 72 | 73 | 74 | 75 |
|---------|---|-------|-------|-------|-------|-------|-------|
| FO1 A | P | 5.41 | 6.16 | 6.10 | 7.64 | 13.33 | 16.76 |
| | T | .51 | .51 | 1.43 | 1.74 | 1.74 | 1.73 |
| FO2 B | P | 3.82 | 4.55 | 4.60 | 4.97 | 9.82 | 12.57 |
| | T | .39 | .39 | 1.31 | 1.62 | 1.61 | 1.61 |
| FO5 C | P | 3.43 | 4.10 | 4.08 | 4.36 | 8.84 | 11.29 |
| | T | .35 | .35 | 1.28 | 1.58 | 1.58 | 1.58 |
| GOI | P | 12.16 | 10.43 | 12.16 | 12.09 | 17.75 | 25.89 |
| | T | 9.05 | 9.07 | 9.05 | 9.07 | 9.06 | 9.05 |
| JFU | P | 6.06 | 6.52 | 6.70 | 7.07 | 11.48 | 13.87 |
| | T | 1.63 | 1.63 | 3.73 | 5.31 | 6.62 | 6.97 |
| KEO | P | 6.42 | 7.31 | 6.76 | 7.49 | 10.30 | 15.59 |
| | T | .00 | .00 | .00 | .00 | .00 | .00 |
| RMG | P | 22.08 | 23.34 | 23.76 | 26.05 | 41.18 | 47.49 |
| | T | 16.53 | 16.56 | 16.53 | 16.57 | 18.88 | 19.65 |

| PRODUCT | | 76 | 77 | 78 | 79 | 80 | 81 |
|---------|---|-------|-------|-------|-------|-------|-------|
| FO1 A | P | 18.05 | 18.08 | 16.31 | 20.34 | 36.10 | 40.52 |
| | T | 1.73 | 1.79 | 2.11 | 2.43 | 2.96 | 3.11 |
| FO2 B | P | 15.02 | 16.25 | 15.48 | 19.68 | 35.50 | 39.97 |
| | T | 1.61 | 1.66 | 1.97 | 2.28 | 2.82 | 2.97 |
| FO5 C | P | 12.57 | 12.60 | 11.59 | 12.53 | 25.84 | 29.78 |
| | T | 1.58 | 1.62 | 1.74 | 2.01 | 2.46 | 2.59 |
| GOI | P | 28.44 | 30.02 | 27.77 | 33.61 | 51.31 | 55.81 |
| | T | 10.88 | 11.50 | 12.15 | 14.10 | 15.83 | 15.95 |
| JFU | P | 15.86 | 16.90 | 16.34 | 18.53 | 32.01 | 34.52 |
| | T | 6.97 | 6.99 | 7.12 | 7.62 | 8.08 | 13.69 |
| KEO | P | 17.82 | 18.26 | 16.26 | 19.83 | 35.41 | 40.26 |
| | T | .00 | .00 | .00 | .00 | .00 | .00 |
| RMG | P | 51.00 | 53.16 | 49.03 | 57.83 | 76.12 | 80.47 |
| | T | 19.65 | 19.70 | 23.76 | 29.56 | 32.70 | 32.79 |

| PRODUCT | | 82 |
|---------|---|-------|
| FO1 A | P | 46.65 |
| | T | 3.32 |
| FO2 B | P | 46.21 |
| | T | 3.18 |
| FO5 C | P | 31.29 |
| | T | 2.64 |
| GOI | P | 62.06 |
| | T | 16.17 |
| JFU | P | 38.67 |
| | T | 15.82 |
| KEO | P | 46.21 |
| | T | .00 |
| RMG | P | 86.58 |
| | T | 33.02 |

NOTE: 0 INDICATES MISSING OBSERVATIONS

JAPAN: AVERAGE RETAIL PRICES AND TAXES FOR MAIN GROUPS OF PRODUCTS

1975 EXCHANGE US.DOLLAR PER BARREL

A. PRICE

| YEAR | GASOLINE | KEROSENE | DISTILLATE | RESIDUAL |
|------|----------|----------|------------|----------|
| 60 | .00 | .00 | .00 | .00 |
| 61 | .00 | .00 | .00 | .00 |
| 62 | .00 | .00 | .00 | .00 |
| 63 | .00 | .00 | .00 | .00 |
| 64 | .00 | .00 | .00 | .00 |
| 65 | .00 | .00 | .00 | .00 |
| 66 | .00 | .00 | .00 | .00 |
| 67 | .00 | .00 | .00 | .00 |
| 68 | .00 | .00 | .00 | .00 |
| 69 | .00 | .00 | .00 | .00 |
| 70 | 22.08 | 6.24 | 12.16 | 4.22 |
| 71 | 30.77 | 9.30 | 10.43 | 4.93 |
| 72 | 31.08 | 8.84 | 12.16 | 4.92 |
| 73 | 35.56 | 9.58 | 12.09 | 5.66 |
| 74 | 52.36 | 14.34 | 17.75 | 10.66 |
| 75 | 60.25 | 17.04 | 25.89 | 13.54 |
| 76 | 63.52 | 19.29 | 28.44 | 15.21 |
| 77 | 65.24 | 20.27 | 30.02 | 15.64 |
| 78 | 58.73 | 19.55 | 27.77 | 14.46 |
| 79 | 66.72 | 23.22 | 33.61 | 17.52 |
| 80 | 83.25 | 39.10 | 51.31 | 32.48 |
| 81 | 84.23 | 41.57 | 55.81 | 36.76 |
| 82 | 92.37 | 46.06 | 62.06 | 41.38 |

B. TAX

| YEAR | GASOLINE | KEROSENE | DISTILLATE | RESIDUAL |
|------|----------|----------|------------|----------|
| 60 | .00 | .00 | .00 | .00 |
| 61 | .00 | .00 | .00 | .00 |
| 62 | .00 | .00 | .00 | .00 |
| 63 | .00 | .00 | .00 | .00 |
| 64 | .00 | .00 | .00 | .00 |
| 65 | .00 | .00 | .00 | .00 |
| 66 | .00 | .00 | .00 | .00 |
| 67 | .00 | .00 | .00 | .00 |
| 68 | .00 | .00 | .00 | .00 |
| 69 | .00 | .00 | .00 | .00 |
| 70 | 16.53 | 1.63 | 9.05 | .42 |
| 71 | 16.56 | 1.63 | 9.07 | .42 |
| 72 | 16.53 | 3.73 | 9.05 | 1.34 |
| 73 | 16.57 | 5.31 | 9.07 | 1.64 |
| 74 | 18.88 | 6.62 | 9.06 | 1.64 |
| 75 | 19.65 | 6.97 | 9.05 | 1.64 |
| 76 | 19.65 | 6.97 | 10.88 | 1.64 |
| 77 | 19.70 | 6.99 | 11.50 | 1.69 |
| 78 | 23.95 | 7.12 | 12.15 | 1.94 |
| 79 | 29.86 | 7.62 | 14.10 | 2.24 |
| 80 | 32.94 | 8.08 | 15.83 | 2.75 |
| 81 | 32.92 | 13.69 | 15.95 | 2.89 |
| 82 | 33.21 | 15.82 | 16.17 | 3.05 |

FINAL ANALYSIS FOR: JAPAN
1975 EXCHANGE US.DOLLAR PER BARREL

| YEAR | R E T A I L | | W H O L E S A L E | |
|------|-------------|-------|-------------------|-------|
| | PRICE | TAX | PRICE | TAX |
| 70 | 7.84 | 3.83 | 7.84 | 3.83 |
| 71 | 9.05 | 3.23 | 7.87 | 3.23 |
| 72 | 9.97 | 4.86 | 8.78 | 4.86 |
| 73 | 10.40 | 4.57 | 8.94 | 4.57 |
| 74 | 17.62 | 5.71 | 15.87 | 5.71 |
| 75 | 23.56 | 6.61 | 21.44 | 6.61 |
| 76 | 25.30 | 6.70 | 23.13 | 6.70 |
| 77 | 26.43 | 6.95 | 24.25 | 6.95 |
| 78 | 24.88 | 8.23 | 22.89 | 8.20 |
| 79 | 29.62 | 9.93 | 27.63 | 9.89 |
| 80 | 46.41 | 11.65 | 44.39 | 11.60 |
| 81 | 50.81 | 13.25 | 49.43 | 13.23 |
| 82 | 56.44 | 13.77 | 54.78 | 13.73 |

CALCULATION OF EX TAX PRICES AND DEALER MARGIN

| YEAR | RETAIL | WHOLESALE | DEALER |
|------|--------|-----------|--------|
| 70 | 4.01 | 4.01 | .00 |
| 71 | 5.82 | 4.64 | 1.18 |
| 72 | 5.11 | 3.92 | 1.19 |
| 73 | 5.83 | 4.38 | 1.46 |
| 74 | 11.91 | 10.16 | 1.75 |
| 75 | 16.95 | 14.83 | 2.12 |
| 76 | 18.60 | 16.43 | 2.17 |
| 77 | 19.47 | 17.30 | 2.17 |
| 78 | 16.65 | 14.69 | 1.96 |
| 79 | 19.69 | 17.74 | 1.95 |
| 80 | 34.76 | 32.78 | 1.98 |
| 81 | 37.55 | 36.21 | 1.35 |
| 82 | 42.67 | 41.05 | 1.63 |

NOTE: 0 INDICATES LACK OF DATA


PART II

**ANALYSIS IN CONSTANT
1975 EXCHANGE DOLLARS**

1960-1982

B. Netback Calculations

Austria
Belgium
Denmark
Finland
France
Germany, F.R.
Holland
Ireland
Italy
Luxembourg
Norway
Portugal
Spain
Sweden
Switzerland
United Kingdom
Western Europe
Canada
Japan



FINAL ANALYSIS FOR: AUSTRIA NET BACK CALCULATION

1975 EXCHANGE US.DOLLAR PER BARREL

| YEAR | PRICE | TAX | (P-T) | DEALER | WHOLESALE | DISTRIB. | P.EX REF |
|------|-------|-------|-------|--------|-----------|----------|----------|
| 71 | 18.37 | 8.37 | 10.00 | .65 | 9.35 | 4.99 | 4.36 |
| 72 | 20.15 | 9.23 | 10.93 | .70 | 10.23 | 6.00 | 4.23 |
| 73 | 24.96 | 13.92 | 11.04 | .95 | 10.09 | 5.39 | 4.71 |
| 74 | 33.57 | 13.83 | 19.73 | .74 | 18.99 | 6.52 | 12.47 |
| 75 | 34.89 | 14.48 | 20.41 | .77 | 19.64 | 6.58 | 13.06 |
| 76 | 36.57 | 15.86 | 20.71 | .70 | 20.01 | 6.07 | 13.94 |
| 77 | 39.87 | 18.01 | 21.85 | .77 | 21.08 | 7.14 | 13.94 |
| 78 | 39.16 | 17.57 | 21.59 | .76 | 20.83 | 7.99 | 12.84 |
| 79 | 44.32 | 19.81 | 24.50 | .99 | 23.52 | 7.79 | 15.73 |
| 80 | 53.39 | 22.20 | 31.19 | 1.06 | 30.13 | 6.08 | 24.05 |
| 81 | 62.64 | 21.90 | 40.73 | 1.15 | 39.58 | 6.19 | 33.39 |
| 82 | 62.44 | 23.35 | 39.09 | .66 | 38.43 | 1.17 | 37.26 |

| YEAR | REF.COST | OIL CIF | FREIGHT | OIL FOB | COSTS | OPEC GOV |
|------|----------|---------|---------|---------|-------|----------|
| 71 | 1.02 | 3.35 | 1.49 | 1.86 | .16 | 1.70 |
| 72 | .94 | 3.28 | 1.22 | 2.06 | .13 | 1.93 |
| 73 | .84 | 3.87 | 1.46 | 2.41 | .15 | 2.26 |
| 74 | .96 | 11.51 | 1.10 | 10.41 | .17 | 10.24 |
| 75 | 1.20 | 11.86 | 1.10 | 10.76 | .26 | 10.50 |
| 76 | 1.24 | 12.70 | 1.10 | 11.60 | .29 | 11.31 |
| 77 | 1.28 | 12.66 | 1.01 | 11.64 | .24 | 11.41 |
| 78 | 1.42 | 11.42 | .88 | 10.54 | .27 | 10.27 |
| 79 | 1.58 | 14.15 | .89 | 13.26 | .25 | 13.01 |
| 80 | 1.72 | 22.33 | .98 | 21.34 | .24 | 21.11 |
| 81 | 2.44 | 30.95 | 1.23 | 29.72 | .29 | 29.42 |
| 82 | 2.79 | 34.47 | 1.18 | 33.29 | .31 | 32.98 |

NOTE: WHOLESALE (EX TAX) IS NOW COMPUTED BY NET BACK
DISTRIBUTION COSTS ARE CALCULATED BY RESIDUALS
OIL PRICE FOB IS PROXIED BY MARKER CRUDE-GOV. TAKE+ COST OF PRODUCTION

FINAL ANALYSIS FOR: AUSTRIA -CONTINUED

DISTRIBUTION OF THE MAIN COST ELEMENTS OF REFINED PRODUCTS
TO THE CONSUMERS (PERCENTAGES)

| YEAR | OIL FOB | FREIGHT | REF.COST | DISTRIB. | DEALER | TAX |
|------|---------|---------|----------|----------|--------|-------|
| 71 | 10.13 | 8.10 | 5.53 | 27.15 | 3.52 | 45.56 |
| 72 | 10.22 | 6.07 | 4.68 | 29.79 | 3.47 | 45.77 |
| 73 | 9.65 | 5.84 | 3.37 | 21.58 | 3.80 | 55.77 |
| 74 | 31.02 | 3.27 | 2.86 | 19.41 | 2.22 | 41.21 |
| 75 | 30.84 | 3.15 | 3.44 | 18.85 | 2.21 | 41.50 |
| 76 | 31.73 | 3.01 | 3.38 | 16.59 | 1.92 | 43.37 |
| 77 | 29.21 | 2.55 | 3.21 | 17.91 | 1.94 | 45.19 |
| 78 | 26.92 | 2.26 | 3.62 | 20.41 | 1.93 | 44.87 |
| 79 | 29.91 | 2.01 | 3.57 | 17.58 | 2.23 | 44.70 |
| 80 | 39.98 | 1.84 | 3.22 | 11.39 | 1.99 | 41.59 |
| 81 | 47.44 | 1.97 | 3.90 | 9.88 | 1.84 | 34.97 |
| 82 | 53.31 | 1.90 | 4.47 | 1.87 | 1.05 | 37.40 |

FINAL ANALYSIS FOR: BELGIUM NET BACK CALCULATION

1975 EXCHANGE US.DOLLAR PER BARREL

| YEAR | PRICE | TAX | (P-T) | DEALER | WHOLESALE | DISTRIB. | P.EX REF |
|------|-------|-------|-------|--------|-----------|----------|----------|
| 60 | 14.81 | 6.33 | 8.48 | 1.46 | 7.02 | 3.61 | 3.41 |
| 61 | 14.24 | 6.03 | 8.21 | 1.19 | 7.03 | 3.61 | 3.42 |
| 62 | 14.05 | 6.58 | 7.46 | .64 | 6.82 | 3.41 | 3.41 |
| 63 | 13.19 | 5.63 | 7.56 | .62 | 6.94 | 3.52 | 3.42 |
| 64 | 12.56 | 5.28 | 7.28 | .60 | 6.68 | 3.23 | 3.45 |
| 65 | 12.73 | 5.27 | 7.46 | .63 | 6.83 | 3.33 | 3.50 |
| 66 | 13.93 | 5.42 | 8.51 | .61 | 7.90 | 4.40 | 3.50 |
| 67 | 14.72 | 6.40 | 8.32 | 1.13 | 7.19 | 3.69 | 3.50 |
| 68 | 14.78 | 6.39 | 8.39 | 1.16 | 7.23 | 3.70 | 3.54 |
| 69 | 15.19 | 7.07 | 8.12 | 1.29 | 6.82 | 3.26 | 3.56 |
| 70 | 15.91 | 7.15 | 8.76 | 1.27 | 7.49 | 3.94 | 3.56 |
| 71 | 16.96 | 9.12 | 7.83 | 1.24 | 6.60 | 2.58 | 4.02 |
| 72 | 16.97 | 9.45 | 7.52 | 1.25 | 6.28 | 2.47 | 3.81 |
| 73 | 20.11 | 11.57 | 8.53 | 1.50 | 7.04 | 2.59 | 4.45 |
| 74 | 24.95 | 12.03 | 12.92 | .76 | 12.16 | -.14 | 12.30 |
| 75 | 27.02 | 10.75 | 16.27 | .85 | 15.42 | 2.36 | 13.06 |
| 76 | 28.98 | 10.02 | 18.97 | .93 | 18.04 | 3.80 | 14.23 |
| 77 | 30.06 | 9.99 | 20.07 | 1.01 | 19.07 | 4.72 | 14.34 |
| 78 | 29.61 | 10.85 | 18.76 | .97 | 17.79 | 4.62 | 13.18 |
| 79 | 36.20 | 11.70 | 24.50 | 1.09 | 23.41 | 7.05 | 16.36 |
| 80 | 49.05 | 13.52 | 35.54 | 1.14 | 34.40 | 8.68 | 25.72 |
| 81 | 63.62 | 18.80 | 44.81 | 1.24 | 43.58 | 6.64 | 36.94 |
| 82 | 73.75 | 22.35 | 51.40 | 1.20 | 50.20 | 2.83 | 47.37 |

| YEAR | REF.COST | OIL CIF | FREIGHT | OIL FOB | COSTS | OPEC GOV |
|------|----------|---------|---------|---------|-------|----------|
| 60 | .84 | 2.57 | 1.24 | 1.33 | .27 | 1.06 |
| 61 | .84 | 2.58 | 1.25 | 1.33 | .27 | 1.06 |
| 62 | .84 | 2.57 | 1.25 | 1.33 | .27 | 1.06 |
| 63 | .83 | 2.59 | 1.25 | 1.34 | .27 | 1.07 |
| 64 | .81 | 2.64 | 1.25 | 1.39 | .27 | 1.12 |
| 65 | .85 | 2.65 | 1.24 | 1.41 | .27 | 1.14 |
| 66 | .84 | 2.66 | 1.25 | 1.41 | .27 | 1.14 |
| 67 | .85 | 2.65 | 1.24 | 1.41 | .27 | 1.14 |
| 68 | .86 | 2.68 | 1.25 | 1.43 | .27 | 1.16 |
| 69 | .86 | 2.70 | 1.26 | 1.45 | .27 | 1.17 |
| 70 | .93 | 2.62 | 1.24 | 1.38 | .15 | 1.23 |
| 71 | .93 | 3.08 | 1.37 | 1.71 | .14 | 1.57 |
| 72 | .85 | 2.96 | 1.10 | 1.86 | .12 | 1.74 |
| 73 | .79 | 3.65 | 1.38 | 2.28 | .14 | 2.14 |
| 74 | .95 | 11.35 | 1.08 | 10.27 | .17 | 10.10 |
| 75 | 1.20 | 11.86 | 1.10 | 10.76 | .26 | 10.50 |
| 76 | 1.26 | 12.97 | 1.12 | 11.85 | .29 | 11.55 |
| 77 | 1.32 | 13.02 | 1.04 | 11.98 | .24 | 11.74 |
| 78 | 1.45 | 11.72 | .91 | 10.82 | .27 | 10.54 |
| 79 | 1.64 | 14.72 | .93 | 13.79 | .26 | 13.54 |
| 80 | 1.84 | 23.88 | 1.05 | 22.83 | .25 | 22.57 |
| 81 | 2.70 | 34.24 | 1.37 | 32.87 | .32 | 32.55 |
| 82 | 3.55 | 43.82 | 1.51 | 42.32 | .40 | 41.92 |

NOTE: WHOLESALE (EX TAX) IS NOW COMPUTED BY NET BACK
DISTRIBUTION COSTS ARE CALCULATED BY RESIDUALS
OIL PRICE FOB IS PROXIED BY MARKER CRUDE-GOV. TAKE+COST OF PRODUCTION

FINAL ANALYSIS FOR: BELGIUM -CONTINUED

DISTRIBUTION OF THE MAIN COST ELEMENTS OF REFINED PRODUCTS
TO THE CONSUMERS (PERCENTAGES)

| YEAR | OIL FOB | FREIGHT | REF.COST | DISTRIB. | DEALER | TAX |
|------|---------|---------|----------|----------|--------|-------|
| 60 | 8.95 | 8.41 | 5.66 | 24.38 | 9.84 | 42.75 |
| 61 | 9.33 | 8.76 | 5.91 | 25.34 | 8.34 | 42.32 |
| 62 | 9.45 | 8.87 | 5.98 | 24.26 | 4.57 | 46.86 |
| 63 | 10.18 | 9.46 | 6.27 | 26.72 | 4.67 | 42.70 |
| 64 | 11.11 | 9.92 | 6.47 | 25.70 | 4.76 | 42.05 |
| 65 | 11.04 | 9.77 | 6.69 | 26.19 | 4.91 | 41.40 |
| 66 | 10.13 | 8.96 | 6.04 | 31.58 | 4.37 | 38.91 |
| 67 | 9.55 | 8.45 | 5.79 | 25.04 | 7.70 | 43.47 |
| 68 | 9.66 | 8.46 | 5.79 | 25.02 | 7.84 | 43.23 |
| 69 | 9.52 | 8.27 | 5.66 | 21.47 | 8.53 | 46.55 |
| 70 | 8.66 | 7.81 | 5.86 | 24.75 | 7.96 | 44.94 |
| 71 | 10.10 | 8.08 | 5.51 | 15.21 | 7.29 | 53.81 |
| 72 | 10.93 | 6.49 | 5.01 | 14.54 | 7.35 | 55.68 |
| 73 | 11.32 | 6.84 | 3.95 | 12.89 | 7.45 | 57.55 |
| 74 | 41.15 | 4.34 | 3.79 | -.57 | 3.06 | 48.22 |
| 75 | 39.82 | 4.07 | 4.44 | 8.75 | 3.13 | 39.79 |
| 76 | 40.87 | 3.88 | 4.35 | 13.13 | 3.21 | 34.56 |
| 77 | 39.85 | 3.47 | 4.38 | 15.71 | 3.36 | 33.22 |
| 78 | 36.53 | 3.06 | 4.91 | 15.59 | 3.28 | 36.63 |
| 79 | 38.10 | 2.56 | 4.54 | 19.47 | 3.00 | 32.33 |
| 80 | 46.54 | 2.14 | 3.75 | 17.69 | 2.32 | 27.56 |
| 81 | 51.67 | 2.15 | 4.24 | 10.44 | 1.94 | 29.55 |
| 82 | 57.38 | 2.04 | 4.81 | 3.84 | 1.63 | 30.30 |

FINAL ANALYSIS FOR: DENMARK NET BACK CALCULATION

1975 EXCHANGE US.DOLLAR PER BARREL

| YEAR | PRICE | TAX | (P-T) | DEALER | WHOLESALE | DISTRIB. | P.EX REF |
|------|-------|-------|-------|--------|-----------|----------|----------|
| 67 | 10.35 | 3.23 | 7.12 | .00 | 7.12 | 3.95 | 3.16 |
| 68 | 10.95 | .00 | 10.95 | .00 | 10.95 | 7.56 | 3.39 |
| 69 | 10.22 | .00 | 10.22 | .00 | 10.22 | 6.80 | 3.42 |
| 70 | 10.43 | .00 | 10.43 | .00 | 10.43 | 7.00 | 3.43 |
| 71 | 11.93 | .00 | 11.93 | .00 | 11.93 | 8.01 | 3.92 |
| 72 | 11.55 | .00 | 11.55 | .00 | 11.55 | 7.71 | 3.84 |
| 73 | 15.22 | .00 | 15.22 | .00 | 15.22 | 10.81 | 4.41 |
| 74 | 24.62 | .00 | 24.62 | .00 | 24.62 | 12.31 | 12.31 |
| 75 | 24.34 | .00 | 24.34 | .00 | 24.34 | 11.28 | 13.06 |
| 76 | 27.88 | .00 | 27.88 | .00 | 27.88 | 13.64 | 14.24 |
| 77 | 31.16 | .00 | 31.16 | .00 | 31.16 | 15.81 | 15.35 |
| 78 | 34.20 | .00 | 34.20 | .00 | 34.20 | 19.42 | 14.78 |
| 79 | 45.85 | 14.01 | 31.84 | .00 | 31.84 | 13.07 | 18.77 |
| 80 | 67.44 | 21.11 | 46.33 | .00 | 46.33 | 14.65 | 31.67 |
| 81 | 88.70 | 26.06 | 62.65 | .00 | 62.65 | 17.36 | 45.28 |
| 82 | 98.29 | 28.05 | 70.23 | .00 | 70.23 | 15.04 | 55.19 |

| YEAR | REF.COST | OIL CIF | FREIGHT | OIL FOB | COSTS | OPEC GOV |
|------|----------|---------|---------|---------|-------|----------|
| 67 | .77 | 2.40 | 1.12 | 1.27 | .24 | 1.03 |
| 68 | .82 | 2.57 | 1.20 | 1.37 | .26 | 1.11 |
| 69 | .82 | 2.59 | 1.20 | 1.39 | .26 | 1.13 |
| 70 | .90 | 2.53 | 1.20 | 1.33 | .14 | 1.19 |
| 71 | .91 | 3.01 | 1.34 | 1.67 | .14 | 1.53 |
| 72 | .86 | 2.98 | 1.11 | 1.87 | .12 | 1.75 |
| 73 | .79 | 3.62 | 1.36 | 2.26 | .14 | 2.12 |
| 74 | .95 | 11.36 | 1.08 | 10.28 | .17 | 10.11 |
| 75 | 1.20 | 11.86 | 1.10 | 10.76 | .26 | 10.50 |
| 76 | 1.26 | 12.98 | 1.13 | 11.85 | .29 | 11.56 |
| 77 | 1.41 | 13.94 | 1.12 | 12.83 | .26 | 12.56 |
| 78 | 1.63 | 13.15 | 1.02 | 12.13 | .31 | 11.83 |
| 79 | 1.89 | 16.88 | 1.06 | 15.82 | .29 | 15.53 |
| 80 | 2.27 | 29.41 | 1.29 | 28.11 | .31 | 27.80 |
| 81 | 3.31 | 41.97 | 1.67 | 40.30 | .40 | 39.90 |
| 82 | 4.13 | 51.06 | 1.75 | 49.30 | .46 | 48.84 |

NOTE: WHOLESALE (EX TAX) IS NOW COMPUTED BY NET BACK
DISTRIBUTION COSTS ARE CALCULATED BY RESIDUALS
OIL PRICE FOB IS PROXIED BY MARKER CRUDE-GOV. TAKE+ COST OF PRODUCTION

FINAL ANALYSIS FOR: DENMARK -CONTINUED

DISTRIBUTION OF THE MAIN COST ELEMENTS OF REFINED PRODUCTS
TO THE CONSUMERS (PERCENTAGES)

| YEAR | OIL FOB | FREIGHT | REF.COST | DISTRIB. | DEALER | TAX |
|------|---------|---------|----------|----------|--------|-------|
| 67 | 12.26 | 10.86 | 7.44 | 38.19 | .00 | 31.23 |
| 68 | 12.50 | 10.95 | 7.50 | 69.05 | .00 | .00 |
| 69 | 13.58 | 11.78 | 8.07 | 66.57 | .00 | .00 |
| 70 | 12.76 | 11.51 | 8.63 | 67.10 | .00 | .00 |
| 71 | 14.01 | 11.20 | 7.65 | 67.14 | .00 | .00 |
| 72 | 16.21 | 9.62 | 7.42 | 66.75 | .00 | .00 |
| 73 | 14.83 | 8.97 | 5.17 | 71.03 | .00 | .00 |
| 74 | 41.74 | 4.40 | 3.85 | 50.01 | .00 | .00 |
| 75 | 44.20 | 4.52 | 4.93 | 46.35 | .00 | .00 |
| 76 | 42.51 | 4.04 | 4.53 | 48.92 | .00 | .00 |
| 77 | 41.16 | 3.59 | 4.53 | 50.73 | .00 | .00 |
| 78 | 35.48 | 2.97 | 4.77 | 56.77 | .00 | .00 |
| 79 | 34.50 | 2.32 | 4.11 | 28.51 | .00 | 30.56 |
| 80 | 41.69 | 1.92 | 3.36 | 21.73 | .00 | 31.30 |
| 81 | 45.43 | 1.89 | 3.73 | 19.58 | .00 | 29.38 |
| 82 | 50.16 | 1.79 | 4.20 | 15.30 | .00 | 28.54 |

FINAL ANALYSIS FOR: FINLAND NET BACK CALCULATION

1975 EXCHANGE US.DOLLAR PER BARREL

| YEAR | PRICE | TAX | (P-T) | DEALER | WHOLESALE | DISTRIB. | P.EX REF |
|------|-------|-------|-------|--------|-----------|----------|----------|
| 81 | 74.87 | 15.41 | 59.45 | .00 | 59.45 | 16.61 | 42.84 |
| 82 | 77.11 | 17.46 | 59.66 | .00 | 59.66 | 9.78 | 49.87 |

| YEAR | REF.COST | OIL CIF | FREIGHT | OIL FOB | COSTS | OPEC GOV |
|------|----------|---------|---------|---------|-------|----------|
| 81 | 3.13 | 39.71 | 1.58 | 38.12 | .38 | 37.75 |
| 82 | 3.73 | 46.14 | 1.59 | 44.55 | .42 | 44.13 |

NOTE: WHOLESALE (EX TAX) IS NOW COMPUTED BY NET BACK
 DISTRIBUTION COSTS ARE CALCULATED BY RESIDUALS
 OIL PRICE FOB IS PROXIED BY MARKER CRUDE-GOV. TAKE+COST OF PRODUCTION

DISTRIBUTION OF THE MAIN COST ELEMENTS OF REFINED PRODUCTS
 TO THE CONSUMERS (PERCENTAGES)

| YEAR | OIL FOB | FREIGHT | REF.COST | DISTRIB. | DEALER | TAX |
|------|---------|---------|----------|----------|--------|-------|
| 81 | 50.92 | 2.12 | 4.18 | 22.19 | .00 | 20.59 |
| 82 | 57.78 | 2.06 | 4.84 | 12.69 | .00 | 22.64 |

FINAL ANALYSIS FOR: FRANCE NET BACK CALCULATION

1975 EXCHANGE US.DOLLAR PER BARREL

| YEAR | PRICE | TAX | (P-T) | DEALER | WHOLESALE | DISTRIB. | P.EX REF |
|------|--------|-------|-------|--------|-----------|----------|----------|
| 60 | 16.87 | 9.94 | 6.92 | .61 | 6.31 | 3.43 | 2.88 |
| 61 | 16.23 | 9.50 | 6.73 | .58 | 6.15 | 3.27 | 2.88 |
| 62 | 17.82 | 10.67 | 7.14 | .71 | 6.44 | 3.55 | 2.88 |
| 63 | 17.48 | 10.36 | 7.12 | .89 | 6.23 | 3.35 | 2.88 |
| 64 | 16.98 | 9.98 | 7.00 | .89 | 6.12 | 3.20 | 2.91 |
| 65 | 16.94 | 10.11 | 6.84 | .92 | 5.92 | 2.96 | 2.96 |
| 66 | 17.25 | 10.38 | 6.87 | .96 | 5.91 | 2.95 | 2.96 |
| 67 | 17.27 | 10.21 | 7.06 | .96 | 6.10 | 3.13 | 2.97 |
| 68 | 18.00 | 10.54 | 7.46 | 1.04 | 6.41 | 3.41 | 3.00 |
| 69 | 19.18 | 11.58 | 7.61 | 1.34 | 6.27 | 3.09 | 3.18 |
| 70 | 19.16 | 11.25 | 7.92 | 1.47 | 6.44 | 3.05 | 3.39 |
| 71 | 20.45 | 11.23 | 9.23 | 1.39 | 7.83 | 3.92 | 3.91 |
| 72 | 20.79 | 11.44 | 9.35 | 1.49 | 7.86 | 4.12 | 3.74 |
| 73 | 21.12 | 11.64 | 9.48 | 1.38 | 8.10 | 3.74 | 4.36 |
| 74 | 31.06 | 13.39 | 17.68 | 1.59 | 16.09 | 3.00 | 13.08 |
| 75 | 34.52 | 15.10 | 19.42 | 2.12 | 17.30 | 4.24 | 13.06 |
| 76 | 35.52 | 14.55 | 20.97 | 2.71 | 18.26 | 3.15 | 15.10 |
| 77 | 41.63 | 18.21 | 23.43 | 4.07 | 19.36 | 2.51 | 16.85 |
| 78 | 45.04 | 21.58 | 23.45 | 4.43 | 19.02 | 2.81 | 16.21 |
| 79 | 53.82 | 26.58 | 27.24 | 4.80 | 22.44 | 2.10 | 20.34 |
| 80 | 71.54 | 29.77 | 41.76 | 5.67 | 36.09 | 4.25 | 31.85 |
| 81 | 91.26 | 35.12 | 56.14 | 7.08 | 49.05 | 2.73 | 46.33 |
| 82 | 104.91 | 40.37 | 64.54 | 8.66 | 55.88 | -2.50 | 58.38 |

| YEAR | REF.COST | OIL CIF | FREIGHT | OIL FOB | COSTS | OPEC GOV |
|------|----------|---------|---------|---------|-------|----------|
| 60 | .71 | 2.17 | 1.05 | 1.12 | .23 | .89 |
| 61 | .71 | 2.17 | 1.05 | 1.12 | .23 | .89 |
| 62 | .71 | 2.17 | 1.05 | 1.12 | .23 | .89 |
| 63 | .70 | 2.18 | 1.05 | 1.13 | .23 | .90 |
| 64 | .69 | 2.23 | 1.05 | 1.18 | .23 | .95 |
| 65 | .72 | 2.24 | 1.05 | 1.19 | .23 | .96 |
| 66 | .71 | 2.25 | 1.06 | 1.19 | .23 | .96 |
| 67 | .72 | 2.25 | 1.06 | 1.19 | .23 | .96 |
| 68 | .73 | 2.28 | 1.06 | 1.21 | .23 | .98 |
| 69 | .77 | 2.41 | 1.12 | 1.29 | .24 | 1.05 |
| 70 | .89 | 2.50 | 1.19 | 1.31 | .14 | 1.17 |
| 71 | .91 | 3.00 | 1.33 | 1.67 | .14 | 1.53 |
| 72 | .83 | 2.90 | 1.08 | 1.82 | .12 | 1.71 |
| 73 | .78 | 3.58 | 1.35 | 2.23 | .13 | 2.09 |
| 74 | 1.01 | 12.08 | 1.15 | 10.92 | .18 | 10.75 |
| 75 | 1.20 | 11.86 | 1.10 | 10.76 | .26 | 10.50 |
| 76 | 1.34 | 13.76 | 1.19 | 12.57 | .31 | 12.26 |
| 77 | 1.55 | 15.30 | 1.23 | 14.07 | .29 | 13.79 |
| 78 | 1.79 | 14.43 | 1.12 | 13.31 | .34 | 12.97 |
| 79 | 2.04 | 18.30 | 1.15 | 17.15 | .32 | 16.83 |
| 80 | 2.28 | 29.57 | 1.30 | 28.27 | .32 | 27.95 |
| 81 | 3.39 | 42.94 | 1.71 | 41.23 | .41 | 40.82 |
| 82 | 4.37 | 54.00 | 1.86 | 52.15 | .49 | 51.66 |

NOTE: WHOLESALE (EX TAX) IS NOW COMPUTED BY NET BACK
DISTRIBUTION COSTS ARE CALCULATED BY RESIDUALS
OIL PRICE FOB IS PROXIED BY MARKER CRUDE-GOV. TAKE+ COST OF PRODUCTION

FINAL ANALYSIS FOR: FRANCE -CONTINUED

DISTRIBUTION OF THE MAIN COST ELEMENTS OF REFINED PRODUCTS
TO THE CONSUMERS (PERCENTAGES)

| YEAR | OIL FOB | FREIGHT | REF.COST | DISTRIB. | DEALER | TAX |
|------|---------|---------|----------|----------|--------|-------|
| 60 | 6.65 | 6.24 | 4.21 | 20.34 | 3.61 | 58.95 |
| 61 | 6.91 | 6.49 | 4.37 | 20.15 | 3.57 | 58.51 |
| 62 | 6.29 | 5.90 | 3.98 | 19.95 | 3.98 | 59.90 |
| 63 | 6.47 | 6.02 | 3.99 | 19.19 | 5.08 | 59.25 |
| 64 | 6.93 | 6.19 | 4.04 | 18.87 | 5.21 | 58.76 |
| 65 | 7.02 | 6.21 | 4.25 | 17.46 | 5.41 | 59.65 |
| 66 | 6.91 | 6.12 | 4.12 | 17.13 | 5.54 | 60.19 |
| 67 | 6.91 | 6.11 | 4.18 | 18.11 | 5.56 | 59.12 |
| 68 | 6.74 | 5.91 | 4.05 | 18.93 | 5.81 | 58.56 |
| 69 | 6.72 | 5.84 | 4.00 | 16.12 | 6.97 | 60.35 |
| 70 | 6.86 | 6.19 | 4.64 | 15.93 | 7.68 | 58.70 |
| 71 | 8.15 | 6.52 | 4.45 | 19.17 | 6.82 | 54.90 |
| 72 | 8.77 | 5.20 | 4.02 | 19.84 | 7.15 | 55.02 |
| 73 | 10.56 | 6.38 | 3.68 | 17.73 | 6.52 | 55.12 |
| 74 | 35.17 | 3.71 | 3.24 | 9.66 | 5.12 | 43.10 |
| 75 | 31.17 | 3.19 | 3.48 | 12.28 | 6.14 | 43.75 |
| 76 | 35.39 | 3.36 | 3.77 | 8.88 | 7.63 | 40.97 |
| 77 | 33.80 | 2.95 | 3.72 | 6.04 | 9.76 | 43.73 |
| 78 | 29.56 | 2.48 | 3.97 | 6.23 | 9.84 | 47.92 |
| 79 | 31.87 | 2.14 | 3.80 | 3.90 | 8.91 | 49.39 |
| 80 | 39.51 | 1.82 | 3.18 | 5.94 | 7.92 | 41.62 |
| 81 | 45.17 | 1.88 | 3.71 | 2.99 | 7.76 | 38.49 |
| 82 | 49.71 | 1.77 | 4.17 | -2.38 | 8.26 | 38.48 |

FINAL ANALYSIS FOR: GERMANY,FR NET BACK CALCULATION

1975 EXCHANGE US.DOLLAR PER BARREL

| YEAR | PRICE | TAX | (P-T) | DEALER | WHOLESALE | DISTRIB. | P.EX REF |
|------|-------|-------|-------|--------|-----------|----------|----------|
| 60 | 20.25 | .00 | 20.25 | .00 | 20.25 | 15.98 | 4.27 |
| 61 | 19.91 | .00 | 19.91 | .00 | 19.91 | 15.80 | 4.11 |
| 62 | 21.53 | .00 | 21.53 | .00 | 21.53 | 17.44 | 4.09 |
| 63 | 20.40 | .00 | 20.40 | .00 | 20.40 | 16.32 | 4.08 |
| 64 | 19.84 | .00 | 19.84 | .00 | 19.84 | 15.72 | 4.12 |
| 65 | 19.21 | .00 | 19.21 | .00 | 19.21 | 15.00 | 4.20 |
| 66 | 18.71 | .00 | 18.71 | .00 | 18.71 | 14.52 | 4.19 |
| 67 | 19.95 | .00 | 19.95 | .00 | 19.95 | 15.75 | 4.20 |
| 68 | 21.21 | .00 | 21.21 | .00 | 21.21 | 16.99 | 4.22 |
| 69 | 20.85 | .00 | 20.85 | .00 | 20.85 | 16.70 | 4.16 |
| 70 | 20.19 | .00 | 20.19 | .00 | 20.19 | 16.29 | 3.89 |
| 71 | 23.18 | .00 | 23.18 | .00 | 23.18 | 18.87 | 4.30 |
| 72 | 22.69 | .00 | 22.69 | .00 | 22.69 | 18.57 | 4.12 |
| 73 | 25.35 | .00 | 25.35 | .00 | 25.35 | 20.82 | 4.53 |
| 74 | 35.24 | 17.19 | 18.05 | .00 | 18.05 | 5.80 | 12.25 |
| 75 | 34.96 | 18.42 | 16.54 | .00 | 16.54 | 3.48 | 13.06 |
| 76 | 36.51 | 17.34 | 19.16 | .00 | 19.16 | 5.31 | 13.85 |
| 77 | 37.92 | 16.81 | 21.11 | .00 | 21.11 | 7.24 | 13.86 |
| 78 | 37.59 | 17.98 | 19.61 | .00 | 19.61 | 7.04 | 12.57 |
| 79 | 44.00 | 18.96 | 25.04 | 2.05 | 22.99 | 7.73 | 15.26 |
| 80 | 55.44 | 21.01 | 34.43 | 2.02 | 32.41 | 8.56 | 23.85 |
| 81 | 66.92 | 23.58 | 43.34 | 5.17 | 38.17 | 4.63 | 33.54 |
| 82 | 67.67 | 24.13 | 43.54 | 8.12 | 35.43 | -2.10 | 37.52 |

| YEAR | REF.COST | OIL CIF | FREIGHT | OIL FOB | COSTS | OPEC GOV |
|------|----------|---------|---------|---------|-------|----------|
| 60 | 1.05 | 3.22 | 1.56 | 1.66 | .34 | 1.32 |
| 61 | 1.01 | 3.10 | 1.50 | 1.60 | .33 | 1.27 |
| 62 | 1.01 | 3.09 | 1.49 | 1.59 | .32 | 1.27 |
| 63 | .99 | 3.09 | 1.49 | 1.60 | .32 | 1.28 |
| 64 | .97 | 3.15 | 1.49 | 1.66 | .32 | 1.34 |
| 65 | 1.02 | 3.18 | 1.49 | 1.69 | .32 | 1.36 |
| 66 | 1.01 | 3.18 | 1.49 | 1.69 | .32 | 1.36 |
| 67 | 1.02 | 3.18 | 1.49 | 1.69 | .32 | 1.36 |
| 68 | 1.02 | 3.19 | 1.49 | 1.70 | .32 | 1.38 |
| 69 | 1.00 | 3.15 | 1.47 | 1.69 | .32 | 1.37 |
| 70 | 1.02 | 2.87 | 1.36 | 1.51 | .16 | 1.35 |
| 71 | 1.00 | 3.30 | 1.47 | 1.83 | .16 | 1.68 |
| 72 | .92 | 3.20 | 1.19 | 2.01 | .13 | 1.88 |
| 73 | .81 | 3.72 | 1.40 | 2.32 | .14 | 2.18 |
| 74 | .94 | 11.31 | 1.08 | 10.23 | .17 | 10.06 |
| 75 | 1.20 | 11.86 | 1.10 | 10.76 | .26 | 10.50 |
| 76 | 1.23 | 12.62 | 1.09 | 11.53 | .29 | 11.24 |
| 77 | 1.27 | 12.59 | 1.01 | 11.58 | .24 | 11.35 |
| 78 | 1.39 | 11.19 | .86 | 10.32 | .26 | 10.06 |
| 79 | 1.53 | 13.73 | .86 | 12.87 | .24 | 12.63 |
| 80 | 1.71 | 22.15 | .97 | 21.17 | .24 | 20.94 |
| 81 | 2.45 | 31.09 | 1.24 | 29.85 | .29 | 29.56 |
| 82 | 2.81 | 34.71 | 1.19 | 33.52 | .32 | 33.20 |

NOTE: WHOLESALE (EX TAX) IS NOW COMPUTED BY NET BACK
DISTRIBUTION COSTS ARE CALCULATED BY RESIDUALS
OIL PRICE FOB IS PROXIED BY MARKER CRUDE-GOV. TAKE+ COST OF PRODUCTION

FINAL ANALYSIS FOR: GERMANY,FR -CONTINUED

DISTRIBUTION OF THE MAIN COST ELEMENTS OF REFINED PRODUCTS
TO THE CONSUMERS (PERCENTAGES)

| YEAR | OIL FOB | FREIGHT | REF.COST | DISTRIB. | DEALER | TAX |
|------|---------|---------|----------|----------|--------|-------|
| 60 | 8.20 | 7.70 | 5.19 | 78.91 | .00 | .00 |
| 61 | 8.03 | 7.54 | 5.08 | 79.36 | .00 | .00 |
| 62 | 7.39 | 6.94 | 4.68 | 80.99 | .00 | .00 |
| 63 | 7.86 | 7.30 | 4.84 | 80.00 | .00 | .00 |
| 64 | 8.38 | 7.49 | 4.88 | 79.24 | .00 | .00 |
| 65 | 8.79 | 7.78 | 5.32 | 78.11 | .00 | .00 |
| 66 | 9.03 | 7.98 | 5.38 | 77.61 | .00 | .00 |
| 67 | 8.45 | 7.47 | 5.12 | 78.96 | .00 | .00 |
| 68 | 8.03 | 7.03 | 4.82 | 80.12 | .00 | .00 |
| 69 | 8.10 | 7.03 | 4.81 | 80.07 | .00 | .00 |
| 70 | 7.48 | 6.75 | 5.06 | 80.70 | .00 | .00 |
| 71 | 7.91 | 6.33 | 4.32 | 81.44 | .00 | .00 |
| 72 | 8.85 | 5.25 | 4.05 | 81.85 | .00 | .00 |
| 73 | 9.14 | 5.53 | 3.19 | 82.14 | .00 | .00 |
| 74 | 29.02 | 3.06 | 2.68 | 16.45 | .00 | 48.78 |
| 75 | 30.78 | 3.15 | 3.43 | 9.96 | .00 | 52.68 |
| 76 | 31.58 | 3.00 | 3.36 | 14.55 | .00 | 47.51 |
| 77 | 30.54 | 2.66 | 3.36 | 19.10 | .00 | 44.33 |
| 78 | 27.46 | 2.30 | 3.69 | 18.72 | .00 | 47.83 |
| 79 | 29.24 | 1.96 | 3.49 | 17.56 | 4.66 | 43.09 |
| 80 | 38.19 | 1.76 | 3.08 | 15.43 | 3.65 | 37.89 |
| 81 | 44.61 | 1.85 | 3.66 | 6.92 | 7.72 | 35.24 |
| 82 | 49.53 | 1.76 | 4.15 | -3.10 | 12.00 | 35.66 |

FINAL ANALYSIS FOR: HOLLAND NET BACK CALCULATION

1975 EXCHANGE US.DOLLAR PER BARREL

| YEAR | PRICE | TAX | (P-T) | DEALER | WHOLESALE | DISTRIB. | P.EX REF |
|------|-------|-------|-------|--------|-----------|----------|----------|
| 60 | 9.98 | 3.20 | 6.77 | .00 | 6.77 | 3.19 | 3.58 |
| 61 | 9.54 | 2.97 | 6.57 | .00 | 6.57 | 2.99 | 3.58 |
| 62 | 8.83 | 2.35 | 6.48 | .00 | 6.48 | 2.89 | 3.59 |
| 63 | 10.09 | 2.74 | 7.35 | .00 | 7.35 | 3.76 | 3.59 |
| 64 | 10.15 | 3.00 | 7.16 | .00 | 7.16 | 3.52 | 3.64 |
| 65 | 10.07 | 2.99 | 7.08 | .00 | 7.08 | 3.39 | 3.69 |
| 66 | 10.70 | 3.48 | 7.22 | .00 | 7.22 | 3.52 | 3.69 |
| 67 | 12.18 | 4.56 | 7.63 | .00 | 7.63 | 3.94 | 3.69 |
| 68 | 12.13 | 4.50 | 7.63 | .00 | 7.63 | 3.91 | 3.72 |
| 69 | 11.60 | 4.21 | 7.39 | .00 | 7.39 | 3.65 | 3.74 |
| 70 | 12.12 | 4.84 | 7.28 | .00 | 7.28 | 3.52 | 3.76 |
| 71 | 13.00 | 5.29 | 7.71 | .00 | 7.71 | 3.51 | 4.20 |
| 72 | 12.94 | 5.84 | 7.10 | .00 | 7.10 | 3.07 | 4.03 |
| 73 | 17.47 | 8.14 | 9.33 | .00 | 9.33 | 4.72 | 4.61 |
| 74 | 24.33 | 8.89 | 15.43 | .00 | 15.43 | 3.07 | 12.36 |
| 75 | 26.29 | 9.49 | 16.80 | .00 | 16.80 | 3.74 | 13.06 |
| 76 | 27.71 | 9.42 | 18.29 | .00 | 18.29 | 4.14 | 14.15 |
| 77 | 28.66 | 9.92 | 18.74 | .00 | 18.74 | 4.48 | 14.26 |
| 78 | 28.96 | 11.05 | 17.92 | .00 | 17.92 | 4.74 | 13.17 |
| 79 | 33.54 | 12.07 | 21.47 | .00 | 21.47 | 5.21 | 16.25 |
| 80 | 45.18 | 14.87 | 30.31 | .00 | 30.31 | 4.93 | 25.38 |
| 81 | 57.95 | 17.33 | 40.63 | .00 | 40.63 | 4.59 | 36.03 |
| 82 | 59.39 | 17.75 | 41.65 | .00 | 41.65 | 1.48 | 40.17 |

| YEAR | REF.COST | OIL CIF | FREIGHT | OIL FOB | COSTS | OPEC GOV |
|------|----------|---------|---------|---------|-------|----------|
| 60 | .88 | 2.70 | 1.31 | 1.39 | .28 | 1.11 |
| 61 | .88 | 2.70 | 1.31 | 1.39 | .28 | 1.11 |
| 62 | .88 | 2.71 | 1.31 | 1.40 | .28 | 1.11 |
| 63 | .87 | 2.72 | 1.31 | 1.41 | .28 | 1.12 |
| 64 | .86 | 2.78 | 1.31 | 1.47 | .29 | 1.18 |
| 65 | .90 | 2.79 | 1.31 | 1.48 | .28 | 1.20 |
| 66 | .89 | 2.80 | 1.32 | 1.49 | .29 | 1.20 |
| 67 | .90 | 2.79 | 1.31 | 1.48 | .28 | 1.20 |
| 68 | .90 | 2.82 | 1.32 | 1.50 | .29 | 1.22 |
| 69 | .90 | 2.84 | 1.32 | 1.52 | .29 | 1.23 |
| 70 | .99 | 2.77 | 1.32 | 1.46 | .16 | 1.30 |
| 71 | .98 | 3.22 | 1.43 | 1.79 | .15 | 1.64 |
| 72 | .90 | 3.13 | 1.17 | 1.97 | .13 | 1.84 |
| 73 | .82 | 3.79 | 1.43 | 2.36 | .14 | 2.22 |
| 74 | .95 | 11.41 | 1.09 | 10.32 | .17 | 10.15 |
| 75 | 1.20 | 11.86 | 1.10 | 10.76 | .26 | 10.50 |
| 76 | 1.25 | 12.90 | 1.12 | 11.78 | .29 | 11.48 |
| 77 | 1.31 | 12.95 | 1.04 | 11.91 | .24 | 11.67 |
| 78 | 1.45 | 11.72 | .91 | 10.81 | .27 | 10.54 |
| 79 | 1.63 | 14.62 | .92 | 13.70 | .25 | 13.45 |
| 80 | 1.82 | 23.57 | 1.04 | 22.53 | .25 | 22.28 |
| 81 | 2.63 | 33.40 | 1.33 | 32.07 | .32 | 31.75 |
| 82 | 3.01 | 37.16 | 1.28 | 35.89 | .34 | 35.55 |

NOTE: WHOLESALE (EX TAX) IS NOW COMPUTED BY NET BACK
DISTRIBUTION COSTS ARE CALCULATED BY RESIDUALS
OIL PRICE FOB IS PROXIED BY MARKER CRUDE-GOV. TAKE+ COST OF PRODUCTION

FINAL ANALYSIS FOR: HOLLAND -CONTINUED

DISTRIBUTION OF THE MAIN COST ELEMENTS OF REFINED PRODUCTS
TO THE CONSUMERS (PERCENTAGES)

| YEAR | OIL FOB | FREIGHT | REF.COST | DISTRIB. | DEALER | TAX |
|------|---------|---------|----------|----------|--------|-------|
| 60 | 13.97 | 13.12 | 8.84 | 31.95 | .00 | 32.11 |
| 61 | 14.62 | 13.72 | 9.25 | 31.31 | .00 | 31.09 |
| 62 | 15.80 | 14.84 | 10.00 | 32.70 | .00 | 26.66 |
| 63 | 13.96 | 12.98 | 8.60 | 37.27 | .00 | 27.18 |
| 64 | 14.46 | 12.92 | 8.42 | 34.67 | .00 | 29.53 |
| 65 | 14.71 | 13.01 | 8.91 | 33.70 | .00 | 29.67 |
| 66 | 13.91 | 12.31 | 8.29 | 32.94 | .00 | 32.54 |
| 67 | 12.15 | 10.75 | 7.36 | 32.33 | .00 | 37.41 |
| 68 | 12.38 | 10.85 | 7.43 | 32.26 | .00 | 37.07 |
| 69 | 13.09 | 11.36 | 7.78 | 31.45 | .00 | 36.31 |
| 70 | 12.03 | 10.85 | 8.14 | 29.04 | .00 | 39.94 |
| 71 | 13.77 | 11.01 | 7.52 | 27.04 | .00 | 40.67 |
| 72 | 15.19 | 9.02 | 6.96 | 23.69 | .00 | 45.15 |
| 73 | 13.52 | 8.17 | 4.72 | 27.00 | .00 | 46.59 |
| 74 | 42.44 | 4.48 | 3.91 | 12.61 | .00 | 36.56 |
| 75 | 40.93 | 4.18 | 4.56 | 14.24 | .00 | 36.09 |
| 76 | 42.50 | 4.03 | 4.52 | 14.94 | .00 | 34.00 |
| 77 | 41.56 | 3.62 | 4.57 | 15.63 | .00 | 34.62 |
| 78 | 37.34 | 3.13 | 5.02 | 16.37 | .00 | 38.14 |
| 79 | 40.85 | 2.74 | 4.87 | 15.54 | .00 | 35.99 |
| 80 | 49.86 | 2.30 | 4.02 | 10.91 | .00 | 32.91 |
| 81 | 55.33 | 2.30 | 4.55 | 7.93 | .00 | 29.90 |
| 82 | 60.42 | 2.15 | 5.06 | 2.49 | .00 | 29.88 |

FINAL ANALYSIS FOR: IRELAND NET BACK CALCULATION

1975 EXCHANGE US.DOLLAR PER BARREL

| YEAR | PRICE | TAX | (P-T) | DEALER | WHOLESALE | DISTRIB. | P.EX REF |
|------|--------|-------|-------|--------|-----------|----------|----------|
| 61 | 10.19 | .00 | 10.19 | .00 | 10.19 | 8.20 | 1.99 |
| 62 | 9.59 | .00 | 9.59 | .00 | 9.59 | 7.61 | 1.98 |
| 63 | 9.31 | .00 | 9.31 | .00 | 9.31 | 7.32 | 1.99 |
| 64 | 9.18 | .00 | 9.18 | .00 | 9.18 | 7.17 | 2.02 |
| 65 | 9.57 | 5.12 | 4.45 | .00 | 4.45 | 2.40 | 2.05 |
| 66 | 10.21 | 5.85 | 4.36 | .00 | 4.36 | 2.32 | 2.04 |
| 67 | 10.61 | 5.95 | 4.66 | .00 | 4.66 | 2.56 | 2.11 |
| 68 | 11.41 | 6.45 | 4.96 | .00 | 4.96 | 2.56 | 2.40 |
| 69 | 11.74 | 6.90 | 4.84 | .00 | 4.84 | 2.43 | 2.41 |
| 70 | 11.47 | .00 | 11.47 | .00 | 11.47 | 9.05 | 2.43 |
| 71 | 12.33 | .00 | 12.33 | .00 | 12.33 | 9.58 | 2.75 |
| 72 | 12.91 | .00 | 12.91 | .00 | 12.91 | 10.08 | 2.83 |
| 73 | 13.89 | 7.50 | 6.39 | .00 | 6.39 | 2.60 | 3.79 |
| 74 | 21.37 | 7.91 | 13.46 | .00 | 13.46 | 2.45 | 11.02 |
| 75 | 28.74 | 11.84 | 16.91 | .00 | 16.91 | 3.85 | 13.06 |
| 76 | 33.15 | 12.62 | 20.53 | .00 | 20.53 | 3.86 | 16.66 |
| 77 | 39.65 | 13.23 | 26.42 | .00 | 26.42 | 7.79 | 18.64 |
| 78 | 39.48 | 13.79 | 25.69 | .00 | 25.69 | 7.90 | 17.78 |
| 79 | 46.60 | 13.71 | 32.89 | .00 | 32.89 | 10.75 | 22.14 |
| 80 | 63.78 | 18.60 | 45.18 | .00 | 45.18 | 10.28 | 34.90 |
| 81 | 89.77 | 26.76 | 63.01 | .00 | 63.01 | 12.82 | 50.19 |
| 82 | 102.60 | 30.65 | 71.94 | .00 | 71.94 | 12.66 | 59.28 |

| YEAR | REF.COST | OIL CIF | FREIGHT | OIL FOB | COSTS | OPEC GOV |
|------|----------|---------|---------|---------|-------|----------|
| 61 | .49 | 1.50 | .73 | .77 | .16 | .62 |
| 62 | .49 | 1.50 | .72 | .77 | .16 | .61 |
| 63 | .48 | 1.51 | .73 | .78 | .16 | .62 |
| 64 | .48 | 1.54 | .73 | .82 | .16 | .66 |
| 65 | .50 | 1.55 | .73 | .82 | .16 | .66 |
| 66 | .49 | 1.55 | .73 | .82 | .16 | .66 |
| 67 | .51 | 1.59 | .75 | .85 | .16 | .68 |
| 68 | .58 | 1.82 | .85 | .97 | .18 | .79 |
| 69 | .58 | 1.83 | .85 | .98 | .18 | .80 |
| 70 | .64 | 1.79 | .85 | .94 | .10 | .84 |
| 71 | .64 | 2.11 | .94 | 1.17 | .10 | 1.07 |
| 72 | .63 | 2.20 | .82 | 1.38 | .09 | 1.29 |
| 73 | .68 | 3.11 | 1.17 | 1.94 | .12 | 1.82 |
| 74 | .85 | 10.17 | .97 | 9.20 | .15 | 9.05 |
| 75 | 1.20 | 11.86 | 1.10 | 10.76 | .26 | 10.50 |
| 76 | 1.48 | 15.19 | 1.32 | 13.87 | .34 | 13.52 |
| 77 | 1.71 | 16.92 | 1.36 | 15.57 | .32 | 15.25 |
| 78 | 1.96 | 15.82 | 1.22 | 14.60 | .37 | 14.23 |
| 79 | 2.22 | 19.92 | 1.25 | 18.66 | .35 | 18.32 |
| 80 | 2.50 | 32.41 | 1.43 | 30.98 | .35 | 30.64 |
| 81 | 3.67 | 46.52 | 1.86 | 44.66 | .44 | 44.22 |
| 82 | 4.44 | 54.84 | 1.88 | 52.96 | .50 | 52.46 |

NOTE: WHOLESALE (EX TAX) IS NOW COMPUTED BY NET BACK
DISTRIBUTION COSTS ARE CALCULATED BY RESIDUALS
OIL PRICE FOB IS PROXIED BY MARKER CRUDE-GOV. TAKE+COST OF PRODUCTION

FINAL ANALYSIS FOR: IRELAND -CONTINUED

DISTRIBUTION OF THE MAIN COST ELEMENTS OF REFINED PRODUCTS
TO THE CONSUMERS (PERCENTAGES)

| YEAR | OIL FOB | FREIGHT | REF.COST | DISTRIB. | DEALER | TAX |
|------|---------|---------|----------|----------|--------|-------|
| 61 | 7.59 | 7.12 | 4.80 | 80.49 | .00 | .00 |
| 62 | 8.05 | 7.55 | 5.09 | 79.31 | .00 | .00 |
| 63 | 8.40 | 7.81 | 5.18 | 78.61 | .00 | .00 |
| 64 | 8.88 | 7.93 | 5.17 | 78.02 | .00 | .00 |
| 65 | 8.59 | 7.60 | 5.21 | 25.13 | .00 | 53.48 |
| 66 | 8.06 | 7.13 | 4.81 | 22.72 | .00 | 57.28 |
| 67 | 7.97 | 7.05 | 4.83 | 24.10 | .00 | 56.05 |
| 68 | 8.50 | 7.45 | 5.10 | 22.44 | .00 | 56.51 |
| 69 | 8.35 | 7.25 | 4.96 | 20.68 | .00 | 58.77 |
| 70 | 8.20 | 7.40 | 5.55 | 78.85 | .00 | .00 |
| 71 | 9.52 | 7.61 | 5.20 | 77.68 | .00 | .00 |
| 72 | 10.69 | 6.35 | 4.90 | 78.06 | .00 | .00 |
| 73 | 13.96 | 8.44 | 4.87 | 18.73 | .00 | 54.00 |
| 74 | 43.03 | 4.54 | 3.97 | 11.45 | .00 | 37.02 |
| 75 | 37.44 | 3.83 | 4.17 | 13.38 | .00 | 41.18 |
| 76 | 41.84 | 3.97 | 4.45 | 11.66 | .00 | 38.08 |
| 77 | 39.26 | 3.42 | 4.32 | 19.64 | .00 | 33.37 |
| 78 | 36.98 | 3.10 | 4.97 | 20.02 | .00 | 34.92 |
| 79 | 40.05 | 2.69 | 4.77 | 23.07 | .00 | 29.42 |
| 80 | 48.58 | 2.24 | 3.91 | 16.11 | .00 | 29.16 |
| 81 | 49.75 | 2.07 | 4.09 | 14.28 | .00 | 29.81 |
| 82 | 51.62 | 1.84 | 4.33 | 12.34 | .00 | 29.88 |

FINAL ANALYSIS FOR: ITALY NET BACK CALCULATION

1975 EXCHANGE US.DOLLAR PER BARREL

| YEAR | PRICE | TAX | (P-T) | DEALER | WHOLESALE | DISTRIB. | P.EX REF |
|------|--------|-------|-------|--------|-----------|----------|----------|
| 60 | 11.16 | 5.51 | 5.65 | .00 | 5.65 | 3.25 | 2.40 |
| 61 | 9.56 | 5.51 | 4.05 | .00 | 4.05 | 1.65 | 2.40 |
| 62 | 9.40 | 5.54 | 3.86 | .00 | 3.86 | 1.47 | 2.40 |
| 63 | 9.55 | 5.65 | 3.90 | .00 | 3.90 | 1.50 | 2.40 |
| 64 | 9.32 | 5.48 | 3.84 | .00 | 3.84 | 1.40 | 2.44 |
| 65 | 9.76 | 5.87 | 3.88 | .00 | 3.88 | 1.40 | 2.48 |
| 66 | 9.85 | 5.97 | 3.88 | .00 | 3.88 | 1.41 | 2.47 |
| 67 | 10.37 | 6.51 | 3.86 | .00 | 3.86 | 1.39 | 2.47 |
| 68 | 10.29 | 6.44 | 3.85 | .00 | 3.85 | 1.37 | 2.48 |
| 69 | 11.92 | 7.20 | 4.72 | .00 | 4.72 | 2.21 | 2.51 |
| 70 | 12.46 | 7.44 | 5.02 | .00 | 5.02 | 2.49 | 2.52 |
| 71 | 13.80 | 7.85 | 5.95 | .00 | 5.95 | 3.07 | 2.88 |
| 72 | 13.95 | 8.01 | 5.94 | .00 | 5.94 | 3.10 | 2.84 |
| 73 | 14.29 | 8.15 | 6.14 | .00 | 6.14 | 2.39 | 3.75 |
| 74 | 23.96 | 10.86 | 13.10 | .00 | 13.10 | 1.46 | 11.64 |
| 75 | 30.44 | 14.45 | 15.99 | .00 | 15.99 | 2.93 | 13.06 |
| 76 | 34.65 | 15.03 | 19.62 | .00 | 19.62 | 2.36 | 17.26 |
| 77 | 41.35 | 17.99 | 23.37 | .00 | 23.37 | 3.50 | 19.87 |
| 78 | 43.51 | 19.20 | 24.31 | .00 | 24.31 | 4.28 | 20.03 |
| 79 | 53.32 | 21.39 | 31.92 | .00 | 31.92 | 5.84 | 26.08 |
| 80 | 78.36 | 27.56 | 50.80 | .00 | 50.80 | 8.43 | 42.37 |
| 81 | 98.70 | 33.21 | 65.50 | .00 | 65.50 | 1.88 | 63.62 |
| 82 | 117.46 | 41.33 | 76.13 | .00 | 76.13 | -2.73 | 78.85 |

| YEAR | REF.COST | OIL CIF | FREIGHT | OIL FOB | COSTS | OPEC GOV |
|------|----------|---------|---------|---------|-------|----------|
| 60 | .59 | 1.81 | .87 | .93 | .19 | .74 |
| 61 | .59 | 1.81 | .87 | .93 | .19 | .74 |
| 62 | .59 | 1.81 | .87 | .93 | .19 | .74 |
| 63 | .58 | 1.82 | .88 | .94 | .19 | .75 |
| 64 | .57 | 1.86 | .88 | .99 | .19 | .79 |
| 65 | .60 | 1.88 | .88 | 1.00 | .19 | .80 |
| 66 | .59 | 1.87 | .88 | .99 | .19 | .80 |
| 67 | .60 | 1.87 | .88 | .99 | .19 | .80 |
| 68 | .60 | 1.88 | .88 | 1.00 | .19 | .81 |
| 69 | .61 | 1.90 | .88 | 1.02 | .19 | .83 |
| 70 | .66 | 1.86 | .88 | .98 | .11 | .87 |
| 71 | .67 | 2.21 | .98 | 1.23 | .10 | 1.12 |
| 72 | .63 | 2.21 | .82 | 1.38 | .09 | 1.30 |
| 73 | .67 | 3.08 | 1.16 | 1.92 | .12 | 1.80 |
| 74 | .90 | 10.75 | 1.03 | 9.72 | .16 | 9.56 |
| 75 | 1.20 | 11.86 | 1.10 | 10.76 | .26 | 10.50 |
| 76 | 1.53 | 15.73 | 1.36 | 14.37 | .36 | 14.01 |
| 77 | 1.82 | 18.04 | 1.45 | 16.59 | .34 | 16.26 |
| 78 | 2.21 | 17.82 | 1.38 | 16.44 | .42 | 16.02 |
| 79 | 2.62 | 23.46 | 1.48 | 21.99 | .41 | 21.58 |
| 80 | 3.03 | 39.34 | 1.73 | 37.61 | .42 | 37.19 |
| 81 | 4.65 | 58.97 | 2.35 | 56.62 | .56 | 56.06 |
| 82 | 5.90 | 72.95 | 2.51 | 70.44 | .66 | 69.78 |

NOTE: WHOLESALE (EX TAX) IS NOW COMPUTED BY NET BACK
DISTRIBUTION COSTS ARE CALCULATED BY RESIDUALS
OIL PRICE FOB IS PROXIED BY MARKER CRUDE-GOV. TAKE+COST OF PRODUCTION

FINAL ANALYSIS FOR: ITALY -CONTINUED

DISTRIBUTION OF THE MAIN COST ELEMENTS OF REFINED PRODUCTS
TO THE CONSUMERS (PERCENTAGES)

| YEAR | OIL FOB | FREIGHT | REF.COST | DISTRIB. | DEALER | TAX |
|------|---------|---------|----------|----------|--------|-------|
| 60 | 8.35 | 7.84 | 5.28 | 29.14 | .00 | 49.39 |
| 61 | 9.74 | 9.15 | 6.16 | 17.28 | .00 | 57.67 |
| 62 | 9.91 | 9.30 | 6.27 | 15.62 | .00 | 58.90 |
| 63 | 9.87 | 9.17 | 6.08 | 15.71 | .00 | 59.18 |
| 64 | 10.57 | 9.44 | 6.16 | 15.03 | .00 | 58.80 |
| 65 | 10.20 | 9.02 | 6.18 | 14.40 | .00 | 60.20 |
| 66 | 10.10 | 8.93 | 6.02 | 14.36 | .00 | 60.59 |
| 67 | 9.58 | 8.48 | 5.80 | 13.39 | .00 | 62.75 |
| 68 | 9.73 | 8.53 | 5.84 | 13.29 | .00 | 62.60 |
| 69 | 8.54 | 7.41 | 5.08 | 18.53 | .00 | 60.44 |
| 70 | 7.86 | 7.09 | 5.32 | 20.01 | .00 | 59.73 |
| 71 | 8.90 | 7.12 | 4.86 | 22.22 | .00 | 56.88 |
| 72 | 9.92 | 5.89 | 4.55 | 22.22 | .00 | 57.42 |
| 73 | 13.43 | 8.12 | 4.69 | 16.72 | .00 | 57.05 |
| 74 | 40.58 | 4.28 | 3.74 | 6.08 | .00 | 45.32 |
| 75 | 35.35 | 3.61 | 3.94 | 9.61 | .00 | 47.48 |
| 76 | 41.46 | 3.94 | 4.41 | 6.80 | .00 | 43.39 |
| 77 | 40.13 | 3.50 | 4.41 | 8.47 | .00 | 43.49 |
| 78 | 37.79 | 3.17 | 5.08 | 9.85 | .00 | 44.12 |
| 79 | 41.24 | 2.77 | 4.92 | 10.95 | .00 | 40.12 |
| 80 | 48.00 | 2.21 | 3.87 | 10.76 | .00 | 35.17 |
| 81 | 57.36 | 2.38 | 4.71 | 1.90 | .00 | 33.64 |
| 82 | 59.97 | 2.13 | 5.03 | -2.32 | .00 | 35.19 |

FINAL ANALYSIS FOR: LUXEMB. NET BACK CALCULATION

1975 EXCHANGE US.DOLLAR PER BARREL

| YEAR | PRICE | TAX | (P-T) | DEALER | WHOLESALE | DISTRIB. | P.EX REF |
|------|-------|-------|-------|--------|-----------|----------|----------|
| 62 | 13.00 | .00 | 13.00 | .43 | 12.57 | 9.16 | 3.41 |
| 63 | 12.21 | .00 | 12.21 | .33 | 11.88 | 8.46 | 3.42 |
| 64 | 11.62 | .00 | 11.62 | .32 | 11.29 | 7.84 | 3.45 |
| 65 | 11.89 | .00 | 11.89 | .38 | 11.51 | 8.01 | 3.50 |
| 66 | 12.17 | .00 | 12.17 | .37 | 11.81 | 8.31 | 3.50 |
| 67 | 13.14 | 4.48 | 8.67 | .64 | 8.03 | 4.53 | 3.50 |
| 68 | 13.50 | 4.89 | 8.61 | .65 | 7.96 | 4.43 | 3.54 |
| 69 | 12.78 | 4.63 | 8.15 | .62 | 7.53 | 3.97 | 3.56 |
| 70 | 13.37 | 5.16 | 8.20 | .55 | 7.65 | 4.09 | 3.56 |
| 71 | 14.40 | 5.52 | 8.87 | .95 | 7.92 | 3.91 | 4.02 |
| 72 | 14.64 | 5.54 | 9.10 | .91 | 8.19 | 4.38 | 3.81 |
| 73 | 15.86 | 6.17 | 9.69 | .91 | 8.77 | 4.33 | 4.45 |
| 74 | 22.03 | 6.76 | 15.27 | .53 | 14.74 | 2.44 | 12.30 |
| 75 | 23.67 | 6.77 | 16.89 | .54 | 16.35 | 3.29 | 13.06 |
| 76 | 26.27 | 7.37 | 18.90 | .63 | 18.27 | 4.03 | 14.23 |
| 77 | 27.33 | 7.59 | 19.74 | .77 | 18.97 | 4.63 | 14.34 |
| 78 | 27.79 | 7.90 | 19.89 | .82 | 19.07 | 5.89 | 13.18 |
| 79 | 36.18 | 9.78 | 26.41 | 1.19 | 25.22 | 8.85 | 16.36 |
| 80 | 52.99 | 12.03 | 40.96 | 1.30 | 39.67 | 13.95 | 25.72 |
| 81 | 65.06 | 13.64 | 51.43 | 1.55 | 49.88 | 12.95 | 36.94 |
| 82 | 77.50 | 21.09 | 56.42 | 2.41 | 54.01 | 6.64 | 47.37 |

| YEAR | REF.COST | OIL CIF | FREIGHT | OIL FOB | COSTS | OPEC GOV |
|------|----------|---------|---------|---------|-------|----------|
| 62 | .84 | 2.57 | 1.25 | 1.33 | .27 | 1.06 |
| 63 | .83 | 2.59 | 1.25 | 1.34 | .27 | 1.07 |
| 64 | .81 | 2.64 | 1.25 | 1.39 | .27 | 1.12 |
| 65 | .85 | 2.65 | 1.24 | 1.41 | .27 | 1.14 |
| 66 | .84 | 2.66 | 1.25 | 1.41 | .27 | 1.14 |
| 67 | .85 | 2.65 | 1.24 | 1.41 | .27 | 1.14 |
| 68 | .86 | 2.68 | 1.25 | 1.43 | .27 | 1.16 |
| 69 | .86 | 2.70 | 1.26 | 1.45 | .27 | 1.17 |
| 70 | .93 | 2.62 | 1.24 | 1.38 | .15 | 1.23 |
| 71 | .93 | 3.08 | 1.37 | 1.71 | .14 | 1.57 |
| 72 | .85 | 2.96 | 1.10 | 1.86 | .12 | 1.74 |
| 73 | .79 | 3.65 | 1.38 | 2.28 | .14 | 2.14 |
| 74 | .95 | 11.35 | 1.08 | 10.27 | .17 | 10.10 |
| 75 | 1.20 | 11.86 | 1.10 | 10.76 | .26 | 10.50 |
| 76 | 1.26 | 12.97 | 1.12 | 11.85 | .29 | 11.55 |
| 77 | 1.32 | 13.02 | 1.04 | 11.98 | .24 | 11.74 |
| 78 | 1.45 | 11.72 | .91 | 10.82 | .27 | 10.54 |
| 79 | 1.64 | 14.72 | .93 | 13.79 | .26 | 13.54 |
| 80 | 1.84 | 23.88 | 1.05 | 22.83 | .25 | 22.57 |
| 81 | 2.70 | 34.24 | 1.37 | 32.87 | .32 | 32.55 |
| 82 | 3.55 | 43.82 | 1.51 | 42.32 | .40 | 41.92 |

NOTE: WHOLESALE (EX TAX) IS NOW COMPUTED BY NET BACK
DISTRIBUTION COSTS ARE CALCULATED BY RESIDUALS
OIL PRICE FOB IS PROXIED BY MARKER CRUDE-GOV. TAKE+ COST OF PRODUCTION

FINAL ANALYSIS FOR: LUXEMB. -CONTINUED

DISTRIBUTION OF THE MAIN COST ELEMENTS OF REFINED PRODUCTS
TO THE CONSUMERS (PERCENTAGES)

| YEAR | OIL FOB | FREIGHT | REF.COST | DISTRIB. | DEALER | TAX |
|------|---------|---------|----------|----------|--------|-------|
| 62 | 10.21 | 9.59 | 6.46 | 70.46 | 3.27 | .00 |
| 63 | 11.00 | 10.22 | 6.78 | 69.30 | 2.69 | .00 |
| 64 | 12.01 | 10.72 | 6.99 | 67.49 | 2.79 | .00 |
| 65 | 11.82 | 10.46 | 7.16 | 67.38 | 3.18 | .00 |
| 66 | 11.59 | 10.26 | 6.91 | 68.24 | 3.00 | .00 |
| 67 | 10.70 | 9.47 | 6.48 | 34.43 | 4.86 | 34.06 |
| 68 | 10.58 | 9.27 | 6.35 | 32.78 | 4.81 | 36.21 |
| 69 | 11.31 | 9.82 | 6.72 | 31.07 | 4.86 | 36.21 |
| 70 | 10.32 | 9.31 | 6.98 | 30.64 | 4.13 | 38.64 |
| 71 | 11.89 | 9.51 | 6.49 | 27.13 | 6.60 | 38.37 |
| 72 | 12.68 | 7.53 | 5.81 | 29.93 | 6.21 | 37.85 |
| 73 | 14.35 | 8.68 | 5.01 | 27.29 | 5.75 | 38.93 |
| 74 | 46.61 | 4.92 | 4.30 | 11.09 | 2.40 | 30.67 |
| 75 | 45.47 | 4.65 | 5.07 | 13.91 | 2.27 | 28.63 |
| 76 | 45.10 | 4.28 | 4.80 | 15.36 | 2.41 | 28.05 |
| 77 | 43.84 | 3.82 | 4.82 | 16.93 | 2.82 | 27.78 |
| 78 | 38.92 | 3.26 | 5.23 | 21.20 | 2.96 | 28.43 |
| 79 | 38.12 | 2.56 | 4.54 | 24.46 | 3.29 | 27.02 |
| 80 | 43.08 | 1.98 | 3.47 | 26.33 | 2.45 | 22.70 |
| 81 | 50.52 | 2.10 | 4.15 | 19.90 | 2.38 | 20.96 |
| 82 | 54.60 | 1.94 | 4.58 | 8.57 | 3.10 | 27.21 |

FINAL ANALYSIS FOR: NORWAY NET BACK CALCULATION

1975 EXCHANGE US.DOLLAR PER BARREL

| YEAR | PRICE | TAX | (P-T) | DEALER | WHOLESALE | DISTRIB. | P.EX REF |
|------|-------|-----|-------|--------|-----------|----------|----------|
| 81 | 80.42 | .00 | 80.42 | .39 | 80.03 | 39.93 | 40.10 |
| 82 | 85.84 | .00 | 85.84 | .54 | 85.30 | 38.30 | 47.00 |

| YEAR | REF.COST | OIL CIF | FREIGHT | OIL FOB | COSTS | OPEC GOV |
|------|----------|---------|---------|---------|-------|----------|
| 81 | 2.93 | 37.17 | 1.48 | 35.69 | .35 | 35.34 |
| 82 | 3.52 | 43.48 | 1.49 | 41.99 | .40 | 41.59 |

NOTE: WHOLESALE (EX TAX) IS NOW COMPUTED BY NET BACK
 DISTRIBUTION COSTS ARE CALCULATED BY RESIDUALS
 OIL PRICE FOB IS PROXIED BY MARKER CRUDE-GOV. TAKE+COST OF PRODUCTION

DISTRIBUTION OF THE MAIN COST ELEMENTS OF REFINED PRODUCTS
 TO THE CONSUMERS (PERCENTAGES)

| YEAR | OIL FOB | FREIGHT | REF.COST | DISTRIB. | DEALER | TAX |
|------|---------|---------|----------|----------|--------|-----|
| 81 | 44.38 | 1.84 | 3.65 | 49.65 | .48 | .00 |
| 82 | 48.91 | 1.74 | 4.10 | 44.62 | .63 | .00 |

FINAL ANALYSIS FOR: PORTUGAL NET BACK CALCULATION

1975 EXCHANGE US.DOLLAR PER BARREL

| YEAR | PRICE | TAX | (P-T) | DEALER | WHOLESALE | DISTRIB. | P.EX REF |
|------|--------|-------|--------|--------|-----------|----------|----------|
| 76 | 30.20 | 15.95 | 14.25 | .00 | 14.25 | -3.36 | 17.61 |
| 77 | 38.19 | 19.52 | 18.67 | .00 | 18.67 | -5.56 | 24.23 |
| 78 | 45.58 | 21.87 | 23.71 | .00 | 23.71 | -5.44 | 29.15 |
| 79 | 56.33 | 24.78 | 31.55 | .00 | 31.55 | -11.62 | 43.16 |
| 80 | 80.34 | 35.82 | 44.52 | .00 | 44.52 | -25.06 | 69.59 |
| 81 | 131.20 | 32.82 | 98.38 | .00 | 98.38 | 1.61 | 96.77 |
| 82 | 175.30 | 33.10 | 142.20 | .00 | 142.20 | 11.95 | 130.25 |

| YEAR | REF.COST | OIL CIF | FREIGHT | OIL FOB | COSTS | OPEC GOV |
|------|----------|---------|---------|---------|-------|----------|
| 76 | 1.56 | 16.05 | 1.39 | 14.66 | .36 | 14.30 |
| 77 | 2.23 | 22.00 | 1.76 | 20.24 | .41 | 19.83 |
| 78 | 3.22 | 25.93 | 2.01 | 23.93 | .61 | 23.32 |
| 79 | 4.34 | 38.82 | 2.44 | 36.38 | .67 | 35.71 |
| 80 | 4.98 | 64.61 | 2.84 | 61.77 | .69 | 61.08 |
| 81 | 7.07 | 89.69 | 3.58 | 86.12 | .85 | 85.27 |
| 82 | 9.75 | 120.50 | 4.14 | 116.36 | 1.10 | 115.26 |

NOTE: WHOLESALE (EX TAX) IS NOW COMPUTED BY NET BACK
 DISTRIBUTION COSTS ARE CALCULATED BY RESIDUALS
 OIL PRICE FOB IS PROXIED BY MARKER CRUDE-GOV. TAKE+COST OF PRODUCTION

DISTRIBUTION OF THE MAIN COST ELEMENTS OF REFINED PRODUCTS
 TO THE CONSUMERS (PERCENTAGES)

| YEAR | OIL FOB | FREIGHT | REF.COST | DISTRIB. | DEALER | TAX |
|------|---------|---------|----------|----------|--------|-------|
| 76 | 48.54 | 4.61 | 5.17 | -11.12 | .00 | 52.80 |
| 77 | 53.00 | 4.62 | 5.83 | -14.56 | .00 | 51.11 |
| 78 | 52.50 | 4.40 | 7.06 | -11.94 | .00 | 47.98 |
| 79 | 64.59 | 4.34 | 7.70 | -20.62 | .00 | 44.00 |
| 80 | 76.88 | 3.54 | 6.19 | -31.20 | .00 | 44.58 |
| 81 | 65.64 | 2.73 | 5.39 | 1.23 | .00 | 25.01 |
| 82 | 66.38 | 2.36 | 5.56 | 6.82 | .00 | 18.88 |

FINAL ANALYSIS FOR: SPAIN NET BACK CALCULATION

1975 EXCHANGE US.DOLLAR PER BARREL

| YEAR | PRICE | TAX | (P-T) | DEALER | WHOLESALE | DISTRIB. | P.EX REF |
|------|-------|-------|-------|--------|-----------|----------|----------|
| 70 | 11.32 | .00 | 11.32 | .00 | 11.32 | 8.12 | 3.21 |
| 71 | 12.42 | .00 | 12.42 | .00 | 12.42 | 8.73 | 3.69 |
| 72 | 11.99 | .00 | 11.99 | .00 | 11.99 | 8.42 | 3.56 |
| 73 | 13.08 | .00 | 13.08 | .00 | 13.08 | 8.82 | 4.26 |
| 74 | 16.37 | .00 | 16.37 | .00 | 16.37 | 4.62 | 11.75 |
| 75 | 21.39 | .00 | 21.39 | .00 | 21.39 | 8.33 | 13.06 |
| 76 | 25.70 | .00 | 25.70 | .00 | 25.70 | 9.93 | 15.78 |
| 77 | 31.44 | .00 | 31.44 | .00 | 31.44 | 11.99 | 19.45 |
| 78 | 37.20 | 4.97 | 32.23 | .00 | 32.23 | 11.65 | 20.58 |
| 79 | 46.51 | 6.19 | 40.32 | .00 | 40.32 | 16.35 | 23.97 |
| 80 | 62.05 | 6.03 | 56.02 | .00 | 56.02 | 15.67 | 40.35 |
| 81 | 93.28 | 13.75 | 79.53 | .00 | 79.53 | 20.78 | 58.75 |
| 82 | 97.92 | 16.74 | 81.18 | .00 | 81.18 | 8.31 | 72.87 |

| YEAR | REF.COST | OIL CIF | FREIGHT | OIL FOB | COSTS | OPEC GOV |
|------|----------|---------|---------|---------|-------|----------|
| 70 | .84 | 2.37 | 1.12 | 1.24 | .13 | 1.11 |
| 71 | .86 | 2.83 | 1.26 | 1.57 | .13 | 1.44 |
| 72 | .79 | 2.77 | 1.03 | 1.74 | .11 | 1.62 |
| 73 | .76 | 3.50 | 1.32 | 2.18 | .13 | 2.05 |
| 74 | .90 | 10.84 | 1.04 | 9.81 | .16 | 9.65 |
| 75 | 1.20 | 11.86 | 1.10 | 10.76 | .26 | 10.50 |
| 76 | 1.40 | 14.38 | 1.25 | 13.13 | .33 | 12.81 |
| 77 | 1.79 | 17.66 | 1.42 | 16.25 | .33 | 15.92 |
| 78 | 2.27 | 18.31 | 1.42 | 16.89 | .43 | 16.47 |
| 79 | 2.41 | 21.56 | 1.36 | 20.21 | .37 | 19.83 |
| 80 | 2.89 | 37.47 | 1.65 | 35.82 | .40 | 35.42 |
| 81 | 4.30 | 54.46 | 2.17 | 52.29 | .51 | 51.77 |
| 82 | 5.46 | 67.41 | 2.32 | 65.10 | .61 | 64.48 |

NOTE: WHOLESALE (EX TAX) IS NOW COMPUTED BY NET BACK
DISTRIBUTION COSTS ARE CALCULATED BY RESIDUALS
OIL PRICE FOB IS PROXIED BY MARKER CRUDE-GOV. TAKE+ COST OF PRODUCTION

DISTRIBUTION OF THE MAIN COST ELEMENTS OF REFINED PRODUCTS
TO THE CONSUMERS (PERCENTAGES)

| YEAR | OIL FOB | FREIGHT | REF.COST | DISTRIB. | DEALER | TAX |
|------|---------|---------|----------|----------|--------|-------|
| 70 | 10.98 | 9.91 | 7.43 | 71.68 | .00 | .00 |
| 71 | 12.67 | 10.13 | 6.92 | 70.28 | .00 | .00 |
| 72 | 14.48 | 8.59 | 6.63 | 70.29 | .00 | .00 |
| 73 | 16.68 | 10.09 | 5.82 | 67.41 | .00 | .00 |
| 74 | 59.91 | 6.32 | 5.52 | 28.25 | .00 | .00 |
| 75 | 50.31 | 5.14 | 5.61 | 38.93 | .00 | .00 |
| 76 | 51.10 | 4.85 | 5.44 | 38.61 | .00 | .00 |
| 77 | 51.68 | 4.50 | 5.68 | 38.14 | .00 | .00 |
| 78 | 45.41 | 3.81 | 6.10 | 31.31 | .00 | 13.37 |
| 79 | 43.44 | 2.92 | 5.18 | 35.16 | .00 | 13.30 |
| 80 | 57.73 | 2.66 | 4.65 | 25.25 | .00 | 9.71 |
| 81 | 56.05 | 2.33 | 4.60 | 22.27 | .00 | 14.74 |
| 82 | 66.48 | 2.37 | 5.57 | 8.49 | .00 | 17.10 |

FINAL ANALYSIS FOR: SWEDEN NET BACK CALCULATION

1975 EXCHANGE US.DOLLAR PER BARREL

| YEAR | PRICE | TAX | (P-T) | DEALER | WHOLESALE | DISTRIB. | P.EX REF |
|------|-------|-------|-------|--------|-----------|----------|----------|
| 63 | 13.84 | 6.46 | 7.38 | 1.09 | 6.29 | 3.14 | 3.15 |
| 64 | 13.80 | 6.62 | 7.18 | 1.09 | 6.09 | 2.93 | 3.17 |
| 65 | 12.96 | 6.32 | 6.65 | 1.03 | 5.62 | 2.40 | 3.22 |
| 66 | 13.68 | 6.79 | 6.89 | 1.23 | 5.67 | 2.45 | 3.21 |
| 67 | 13.53 | 6.68 | 6.86 | 1.24 | 5.62 | 2.40 | 3.22 |
| 68 | 13.20 | 6.40 | 6.80 | 1.20 | 5.60 | 2.36 | 3.24 |
| 69 | 12.87 | 6.18 | 6.69 | 1.06 | 5.63 | 2.38 | 3.25 |
| 70 | 12.36 | 5.88 | 6.48 | .80 | 5.68 | 2.39 | 3.29 |
| 71 | 14.21 | 6.42 | 7.79 | 1.26 | 6.54 | 2.79 | 3.74 |
| 72 | 15.59 | 7.45 | 8.14 | 1.35 | 6.78 | 3.14 | 3.64 |
| 73 | 18.25 | 8.30 | 9.95 | 1.71 | 8.24 | 3.82 | 4.42 |
| 74 | 22.03 | 6.14 | 15.90 | 1.41 | 14.49 | 2.06 | 12.42 |
| 75 | 22.95 | 5.52 | 17.43 | 1.43 | 16.01 | 2.95 | 13.06 |
| 76 | 25.00 | 6.67 | 18.33 | 1.41 | 16.93 | 2.73 | 14.20 |
| 77 | 31.54 | 7.87 | 23.67 | 3.69 | 19.97 | 4.11 | 15.86 |
| 78 | 34.49 | 9.13 | 25.35 | 3.00 | 22.35 | 5.59 | 16.76 |
| 79 | 42.70 | 9.84 | 32.86 | 1.57 | 31.29 | 10.13 | 21.16 |
| 80 | 59.67 | 23.93 | 35.74 | 1.36 | 34.38 | 1.48 | 32.89 |
| 81 | 77.07 | 34.04 | 43.04 | .00 | 43.04 | -1.51 | 44.55 |
| 82 | 91.99 | 39.73 | 52.27 | .00 | 52.27 | -5.33 | 57.60 |

| YEAR | REF.COST | OIL CIF | FREIGHT | OIL FOB | COSTS | OPEC GOV |
|------|----------|---------|---------|---------|-------|----------|
| 63 | .76 | 2.39 | 1.15 | 1.24 | .25 | .99 |
| 64 | .74 | 2.42 | 1.14 | 1.28 | .25 | 1.03 |
| 65 | .78 | 2.44 | 1.14 | 1.29 | .25 | 1.04 |
| 66 | .77 | 2.44 | 1.15 | 1.30 | .25 | 1.05 |
| 67 | .78 | 2.44 | 1.15 | 1.29 | .25 | 1.05 |
| 68 | .78 | 2.45 | 1.15 | 1.31 | .25 | 1.06 |
| 69 | .78 | 2.47 | 1.15 | 1.32 | .25 | 1.07 |
| 70 | .86 | 2.43 | 1.15 | 1.28 | .14 | 1.14 |
| 71 | .87 | 2.87 | 1.28 | 1.60 | .13 | 1.46 |
| 72 | .81 | 2.83 | 1.05 | 1.78 | .11 | 1.66 |
| 73 | .79 | 3.63 | 1.37 | 2.26 | .14 | 2.12 |
| 74 | .96 | 11.47 | 1.09 | 10.37 | .17 | 10.20 |
| 75 | 1.20 | 11.86 | 1.10 | 10.76 | .26 | 10.50 |
| 76 | 1.26 | 12.94 | 1.12 | 11.82 | .29 | 11.53 |
| 77 | 1.46 | 14.41 | 1.15 | 13.25 | .27 | 12.98 |
| 78 | 1.85 | 14.91 | 1.15 | 13.76 | .35 | 13.41 |
| 79 | 2.13 | 19.03 | 1.20 | 17.83 | .33 | 17.50 |
| 80 | 2.35 | 30.54 | 1.34 | 29.20 | .33 | 28.87 |
| 81 | 3.26 | 41.29 | 1.65 | 39.64 | .39 | 39.25 |
| 82 | 4.31 | 53.29 | 1.83 | 51.45 | .48 | 50.97 |

NOTE: WHOLESALE (EX TAX) IS NOW COMPUTED BY NET BACK
DISTRIBUTION COSTS ARE CALCULATED BY RESIDUALS
OIL PRICE FOB IS PROXIED BY MARKER CRUDE-GOV. TAKE+ COST OF PRODUCTION

FINAL ANALYSIS FOR: SWEDEN -CONTINUED

DISTRIBUTION OF THE MAIN COST ELEMENTS OF REFINED PRODUCTS
TO THE CONSUMERS (PERCENTAGES)

| YEAR | OIL FOB | FREIGHT | REF.COST | DISTRIB. | DEALER | TAX |
|------|---------|---------|----------|----------|--------|-------|
| 63 | 8.95 | 8.31 | 5.51 | 22.69 | 7.86 | 46.68 |
| 64 | 9.26 | 8.27 | 5.40 | 21.20 | 7.90 | 47.97 |
| 65 | 9.98 | 8.83 | 6.04 | 18.48 | 7.96 | 48.72 |
| 66 | 9.47 | 8.38 | 5.65 | 17.93 | 8.96 | 49.62 |
| 67 | 9.56 | 8.46 | 5.79 | 17.70 | 9.15 | 49.33 |
| 68 | 9.91 | 8.69 | 5.95 | 17.86 | 9.10 | 48.49 |
| 69 | 10.26 | 8.90 | 6.10 | 18.49 | 8.26 | 47.99 |
| 70 | 10.31 | 9.30 | 6.98 | 19.33 | 6.48 | 47.60 |
| 71 | 11.22 | 8.98 | 6.13 | 19.66 | 8.85 | 45.16 |
| 72 | 11.39 | 6.76 | 5.22 | 20.14 | 8.68 | 47.81 |
| 73 | 12.38 | 7.49 | 4.32 | 20.95 | 9.36 | 45.50 |
| 74 | 47.09 | 4.97 | 4.34 | 9.37 | 6.39 | 27.85 |
| 75 | 46.88 | 4.79 | 5.23 | 12.84 | 6.21 | 24.04 |
| 76 | 47.27 | 4.49 | 5.03 | 10.91 | 5.62 | 26.68 |
| 77 | 42.02 | 3.66 | 4.62 | 13.03 | 11.71 | 24.96 |
| 78 | 39.90 | 3.34 | 5.36 | 16.21 | 8.70 | 26.48 |
| 79 | 41.77 | 2.80 | 4.98 | 23.72 | 3.68 | 23.05 |
| 80 | 48.93 | 2.25 | 3.94 | 2.49 | 2.29 | 40.10 |
| 81 | 51.43 | 2.14 | 4.23 | -1.96 | .00 | 44.16 |
| 82 | 55.93 | 1.99 | 4.69 | -5.80 | .00 | 43.18 |

FINAL ANALYSIS FOR: SWITZERL. NET BACK CALCULATION

1975 EXCHANGE US.DOLLAR PER BARREL

| YEAR | PRICE | TAX | (P-T) | DEALER | WHOLESALE | DISTRIB. | P.EX REF |
|------|-------|-----|-------|--------|-----------|----------|----------|
| 63 | 20.45 | .00 | 20.45 | 2.88 | 17.57 | 13.35 | 4.22 |
| 64 | 21.46 | .00 | 21.46 | 3.88 | 17.57 | 13.30 | 4.27 |
| 65 | 21.08 | .00 | 21.08 | 3.86 | 17.22 | 12.88 | 4.34 |
| 66 | 21.98 | .00 | 21.98 | 3.52 | 18.46 | 14.13 | 4.32 |
| 67 | 24.08 | .00 | 24.08 | 3.27 | 20.81 | 16.47 | 4.34 |
| 68 | 25.00 | .00 | 25.00 | 3.41 | 21.59 | 17.25 | 4.34 |
| 69 | 24.84 | .00 | 24.84 | 3.93 | 20.91 | 16.55 | 4.36 |
| 70 | 25.35 | .00 | 25.35 | 3.60 | 21.74 | 17.35 | 4.39 |
| 71 | 27.33 | .00 | 27.33 | 3.51 | 23.81 | 18.97 | 4.85 |
| 72 | 28.63 | .00 | 28.63 | 4.32 | 24.31 | 19.61 | 4.70 |
| 73 | 31.29 | .00 | 31.29 | 2.88 | 28.41 | 23.29 | 5.12 |
| 74 | 35.24 | .00 | 35.24 | 2.82 | 32.42 | 19.03 | 13.39 |
| 75 | 33.02 | .00 | 33.02 | 2.33 | 30.69 | 17.63 | 13.06 |
| 76 | 43.56 | .00 | 43.56 | 5.00 | 38.57 | 25.46 | 13.11 |
| 77 | 43.24 | .00 | 43.24 | 4.47 | 38.77 | 25.09 | 13.68 |
| 78 | 41.56 | .00 | 41.56 | 4.95 | 36.61 | 25.95 | 10.67 |
| 79 | 51.52 | .00 | 51.52 | 3.32 | 48.20 | 35.00 | 13.20 |
| 80 | 55.77 | .00 | 55.77 | 4.44 | 51.33 | 30.38 | 20.95 |
| 81 | 61.20 | .00 | 61.20 | 4.35 | 56.85 | 29.07 | 27.77 |
| 82 | 61.47 | .00 | 61.47 | 4.71 | 56.77 | 26.84 | 29.93 |

| YEAR | REF.COST | OIL CIF | FREIGHT | OIL FOB | COSTS | OPEC GOV |
|------|----------|---------|---------|---------|-------|----------|
| 63 | 1.02 | 3.20 | 1.54 | 1.66 | .33 | 1.32 |
| 64 | 1.00 | 3.26 | 1.54 | 1.72 | .33 | 1.39 |
| 65 | 1.06 | 3.28 | 1.54 | 1.74 | .34 | 1.41 |
| 66 | 1.04 | 3.28 | 1.54 | 1.74 | .34 | 1.41 |
| 67 | 1.06 | 3.29 | 1.54 | 1.74 | .34 | 1.41 |
| 68 | 1.05 | 3.29 | 1.54 | 1.75 | .33 | 1.42 |
| 69 | 1.05 | 3.31 | 1.54 | 1.77 | .33 | 1.44 |
| 70 | 1.15 | 3.24 | 1.54 | 1.70 | .18 | 1.52 |
| 71 | 1.13 | 3.72 | 1.65 | 2.07 | .17 | 1.89 |
| 72 | 1.05 | 3.65 | 1.36 | 2.29 | .15 | 2.14 |
| 73 | .91 | 4.20 | 1.58 | 2.62 | .16 | 2.46 |
| 74 | 1.03 | 12.36 | 1.18 | 11.18 | .18 | 10.99 |
| 75 | 1.20 | 11.86 | 1.10 | 10.76 | .26 | 10.50 |
| 76 | 1.16 | 11.94 | 1.04 | 10.91 | .27 | 10.64 |
| 77 | 1.26 | 12.42 | 1.00 | 11.43 | .23 | 11.19 |
| 78 | 1.18 | 9.49 | .73 | 8.76 | .22 | 8.53 |
| 79 | 1.33 | 11.87 | .75 | 11.13 | .21 | 10.92 |
| 80 | 1.50 | 19.45 | .86 | 18.60 | .21 | 18.39 |
| 81 | 2.03 | 25.74 | 1.03 | 24.72 | .24 | 24.47 |
| 82 | 2.24 | 27.69 | .95 | 26.74 | .25 | 26.48 |

NOTE: WHOLESALE (EX TAX) IS NOW COMPUTED BY NET BACK
DISTRIBUTION COSTS ARE CALCULATED BY RESIDUALS
OIL PRICE FOB IS PROXIED BY MARKER CRUDE-GOV. TAKE+ COST OF PRODUCTION

FINAL ANALYSIS FOR: SWITZERL. -CONTINUED

DISTRIBUTION OF THE MAIN COST ELEMENTS OF REFINED PRODUCTS
TO THE CONSUMERS (PERCENTAGES)

| YEAR | OIL FOB | FREIGHT | REF.COST | DISTRIB. | DEALER | TAX |
|------|---------|---------|----------|----------|--------|-----|
| 63 | 8.10 | 7.53 | 4.99 | 65.31 | 14.06 | .00 |
| 64 | 8.03 | 7.17 | 4.68 | 62.01 | 18.11 | .00 |
| 65 | 8.27 | 7.31 | 5.01 | 61.10 | 18.31 | .00 |
| 66 | 7.93 | 7.01 | 4.73 | 64.31 | 16.02 | .00 |
| 67 | 7.24 | 6.40 | 4.39 | 68.39 | 13.58 | .00 |
| 68 | 7.02 | 6.15 | 4.21 | 68.99 | 13.63 | .00 |
| 69 | 7.13 | 6.19 | 4.24 | 66.63 | 15.81 | .00 |
| 70 | 6.72 | 6.06 | 4.55 | 68.45 | 14.22 | .00 |
| 71 | 7.56 | 6.05 | 4.13 | 69.40 | 12.86 | .00 |
| 72 | 8.00 | 4.75 | 3.66 | 68.50 | 15.09 | .00 |
| 73 | 8.37 | 5.06 | 2.92 | 74.44 | 9.20 | .00 |
| 74 | 31.72 | 3.35 | 2.92 | 54.00 | 8.01 | .00 |
| 75 | 32.59 | 3.33 | 3.63 | 53.39 | 7.05 | .00 |
| 76 | 25.04 | 2.38 | 2.67 | 58.45 | 11.47 | .00 |
| 77 | 26.43 | 2.30 | 2.91 | 58.02 | 10.34 | .00 |
| 78 | 21.07 | 1.77 | 2.83 | 62.43 | 11.90 | .00 |
| 79 | 21.59 | 1.45 | 2.57 | 67.94 | 6.45 | .00 |
| 80 | 33.34 | 1.54 | 2.69 | 54.48 | 7.96 | .00 |
| 81 | 40.39 | 1.68 | 3.32 | 47.51 | 7.11 | .00 |
| 82 | 43.49 | 1.55 | 3.65 | 43.66 | 7.66 | .00 |

FINAL ANALYSIS FOR: U.K. NET BACK CALCULATION

1975 EXCHANGE US.DOLLAR PER BARREL

| YEAR | PRICE | TAX | (P-T) | DEALER | WHOLESALE | DISTRIB. | P.EX REF |
|------|--------|-------|-------|--------|-----------|----------|----------|
| 62 | 10.32 | 4.84 | 5.47 | .00 | 5.47 | 3.49 | 1.99 |
| 63 | 10.03 | 4.69 | 5.34 | .00 | 5.34 | 3.35 | 1.99 |
| 64 | 10.17 | 4.90 | 5.27 | .00 | 5.27 | 3.25 | 2.02 |
| 65 | 10.83 | 5.89 | 4.95 | .00 | 4.95 | 2.90 | 2.05 |
| 66 | 11.22 | 6.25 | 4.96 | .00 | 4.96 | 2.92 | 2.04 |
| 67 | 12.18 | 6.82 | 5.37 | .00 | 5.37 | 3.26 | 2.11 |
| 68 | 12.84 | 7.23 | 5.61 | .00 | 5.61 | 3.21 | 2.40 |
| 69 | 13.63 | 7.83 | 5.80 | .00 | 5.80 | 3.39 | 2.41 |
| 70 | 11.51 | 6.08 | 5.43 | .00 | 5.43 | 3.01 | 2.43 |
| 71 | 12.98 | 6.13 | 6.85 | .00 | 6.85 | 4.10 | 2.75 |
| 72 | 13.54 | 6.51 | 7.03 | .00 | 7.03 | 4.19 | 2.83 |
| 73 | 14.44 | 6.64 | 7.80 | .00 | 7.80 | 4.01 | 3.79 |
| 74 | 21.21 | 6.66 | 14.55 | .00 | 14.55 | 3.56 | 10.99 |
| 75 | 27.91 | 9.73 | 18.18 | .00 | 18.18 | 5.12 | 13.06 |
| 76 | 33.58 | 11.23 | 22.35 | .00 | 22.35 | 5.69 | 16.66 |
| 77 | 40.82 | 13.05 | 27.77 | .00 | 27.77 | 9.14 | 18.63 |
| 78 | 40.98 | 12.81 | 28.16 | .00 | 28.16 | 10.39 | 17.77 |
| 79 | 51.96 | 16.15 | 35.80 | .00 | 35.80 | 14.41 | 21.39 |
| 80 | 72.27 | 22.49 | 49.78 | 2.69 | 47.09 | 16.36 | 30.73 |
| 81 | 88.99 | 30.35 | 58.63 | 2.78 | 55.85 | 15.67 | 40.18 |
| 82 | 100.96 | 34.17 | 66.79 | 3.93 | 62.86 | 14.68 | 48.18 |

| YEAR | REF.COST | OIL CIF | FREIGHT | OIL FOB | COSTS | OPEC GOV |
|------|----------|---------|---------|---------|-------|----------|
| 62 | .49 | 1.50 | .72 | .77 | .16 | .61 |
| 63 | .48 | 1.51 | .73 | .78 | .16 | .62 |
| 64 | .48 | 1.54 | .73 | .82 | .16 | .66 |
| 65 | .50 | 1.55 | .73 | .82 | .16 | .66 |
| 66 | .49 | 1.55 | .73 | .82 | .16 | .67 |
| 67 | .51 | 1.59 | .75 | .85 | .16 | .68 |
| 68 | .58 | 1.82 | .85 | .97 | .18 | .79 |
| 69 | .58 | 1.83 | .85 | .98 | .18 | .80 |
| 70 | .64 | 1.79 | .85 | .94 | .10 | .84 |
| 71 | .64 | 2.11 | .94 | 1.17 | .10 | 1.07 |
| 72 | .63 | 2.20 | .82 | 1.38 | .09 | 1.29 |
| 73 | .68 | 3.11 | 1.17 | 1.94 | .12 | 1.82 |
| 74 | .85 | 10.14 | .97 | 9.18 | .15 | 9.03 |
| 75 | 1.20 | 11.86 | 1.10 | 10.76 | .26 | 10.50 |
| 76 | 1.48 | 15.19 | 1.32 | 13.87 | .34 | 13.53 |
| 77 | 1.71 | 16.92 | 1.36 | 15.56 | .32 | 15.25 |
| 78 | 1.96 | 15.81 | 1.22 | 14.59 | .37 | 14.22 |
| 79 | 2.15 | 19.24 | 1.21 | 18.03 | .33 | 17.70 |
| 80 | 2.20 | 28.53 | 1.26 | 27.27 | .30 | 26.97 |
| 81 | 2.94 | 37.24 | 1.49 | 35.76 | .35 | 35.40 |
| 82 | 3.61 | 44.57 | 1.53 | 43.04 | .41 | 42.64 |

NOTE: WHOLESALE (EX TAX) IS NOW COMPUTED BY NET BACK
DISTRIBUTION COSTS ARE CALCULATED BY RESIDUALS
OIL PRICE FOB IS PROXIED BY MARKER CRUDE-GOV. TAKE+COST OF PRODUCTION

FINAL ANALYSIS FOR: U.K. -CONTINUED

DISTRIBUTION OF THE MAIN COST ELEMENTS OF REFINED PRODUCTS
TO THE CONSUMERS (PERCENTAGES)

| YEAR | OIL FOB | FREIGHT | REF.COST | DISTRIB. | DEALER | TAX |
|------|---------|---------|----------|----------|--------|-------|
| 62 | 7.48 | 7.02 | 4.73 | 33.82 | .00 | 46.95 |
| 63 | 7.79 | 7.24 | 4.80 | 33.37 | .00 | 46.79 |
| 64 | 8.02 | 7.17 | 4.67 | 31.96 | .00 | 48.18 |
| 65 | 7.59 | 6.71 | 4.60 | 26.74 | .00 | 54.35 |
| 66 | 7.34 | 6.49 | 4.38 | 26.04 | .00 | 55.74 |
| 67 | 6.94 | 6.14 | 4.20 | 26.76 | .00 | 55.96 |
| 68 | 7.56 | 6.62 | 4.54 | 24.98 | .00 | 56.30 |
| 69 | 7.19 | 6.24 | 4.27 | 24.86 | .00 | 57.44 |
| 70 | 8.17 | 7.37 | 5.53 | 26.12 | .00 | 52.81 |
| 71 | 9.04 | 7.23 | 4.94 | 31.59 | .00 | 47.20 |
| 72 | 10.20 | 6.06 | 4.67 | 30.97 | .00 | 48.10 |
| 73 | 13.42 | 8.11 | 4.68 | 27.80 | .00 | 45.98 |
| 74 | 43.26 | 4.57 | 3.99 | 16.77 | .00 | 31.41 |
| 75 | 38.56 | 3.94 | 4.30 | 18.35 | .00 | 34.85 |
| 76 | 41.30 | 3.92 | 4.40 | 16.93 | .00 | 33.45 |
| 77 | 38.13 | 3.32 | 4.19 | 22.38 | .00 | 31.98 |
| 78 | 35.60 | 2.98 | 4.78 | 25.37 | .00 | 31.27 |
| 79 | 34.70 | 2.33 | 4.14 | 27.74 | .00 | 31.09 |
| 80 | 37.74 | 1.74 | 3.04 | 22.64 | 3.72 | 31.12 |
| 81 | 40.18 | 1.67 | 3.30 | 17.61 | 3.13 | 34.11 |
| 82 | 42.63 | 1.52 | 3.57 | 14.54 | 3.90 | 33.84 |

FINAL ANALYSIS FOR: W.EUROPE NET BACK CALCULATION

1975 EXCHANGE US.DOLLAR PER BARREL

| YEAR | PRICE | TAX | (P-T) | DEALER | WHOLESALE | DISTRIB. | P.EX REF |
|------|-------|-------|-------|--------|-----------|----------|----------|
| 60 | 15.78 | 6.96 | 8.82 | .79 | 8.03 | 5.29 | 2.74 |
| 61 | 14.91 | 6.63 | 8.28 | .71 | 7.56 | 4.86 | 2.71 |
| 62 | 14.18 | 6.15 | 8.03 | .69 | 7.34 | 4.55 | 2.79 |
| 63 | 14.18 | 6.26 | 7.92 | 1.07 | 6.85 | 4.05 | 2.81 |
| 64 | 14.04 | 6.28 | 7.76 | 1.14 | 6.62 | 3.76 | 2.86 |
| 65 | 14.14 | 6.67 | 7.47 | 1.15 | 6.32 | 3.42 | 2.90 |
| 66 | 14.39 | 7.01 | 7.39 | 1.17 | 6.22 | 3.34 | 2.88 |
| 67 | 15.02 | 7.30 | 7.72 | 1.22 | 6.49 | 3.60 | 2.89 |
| 68 | 15.47 | 7.60 | 7.88 | 1.28 | 6.59 | 3.65 | 2.94 |
| 69 | 15.96 | 8.17 | 7.79 | 1.48 | 6.32 | 3.18 | 3.14 |
| 70 | 15.34 | 7.79 | 7.55 | 1.48 | 6.08 | 2.85 | 3.23 |
| 71 | 17.17 | 8.21 | 8.96 | 1.47 | 7.49 | 3.84 | 3.66 |
| 72 | 17.31 | 8.59 | 8.72 | 1.59 | 7.13 | 3.57 | 3.56 |
| 73 | 19.04 | 9.26 | 9.78 | 1.52 | 8.26 | 4.02 | 4.24 |
| 74 | 26.99 | 11.79 | 15.20 | 1.48 | 13.73 | 1.63 | 12.10 |
| 75 | 30.28 | 13.66 | 16.63 | 1.77 | 14.86 | 1.79 | 13.07 |
| 76 | 33.31 | 14.02 | 19.30 | 2.32 | 16.97 | 1.73 | 15.24 |
| 77 | 37.87 | 15.58 | 22.29 | 3.41 | 18.88 | 2.16 | 16.71 |
| 78 | 39.46 | 16.03 | 23.43 | 3.58 | 19.85 | 3.65 | 16.20 |
| 79 | 47.79 | 18.16 | 29.63 | 2.91 | 26.72 | 6.58 | 20.14 |
| 80 | 64.61 | 22.17 | 42.44 | 3.12 | 39.32 | 7.44 | 31.88 |
| 81 | 82.43 | 26.95 | 55.49 | 4.66 | 50.82 | 5.31 | 45.52 |
| 82 | 91.89 | 30.55 | 61.34 | 6.38 | 54.96 | -.29 | 55.25 |

| YEAR | REF.COST | OIL CIF | FREIGHT | OIL FOB | COSTS | OPEC GOV |
|------|----------|---------|---------|---------|-------|----------|
| 60 | .67 | 2.07 | 1.00 | 1.07 | .22 | .85 |
| 61 | .67 | 2.04 | .99 | 1.05 | .21 | .84 |
| 62 | .69 | 2.10 | 1.02 | 1.08 | .22 | .86 |
| 63 | .68 | 2.13 | 1.02 | 1.10 | .22 | .88 |
| 64 | .67 | 2.19 | 1.03 | 1.15 | .22 | .93 |
| 65 | .71 | 2.19 | 1.03 | 1.16 | .22 | .94 |
| 66 | .69 | 2.19 | 1.03 | 1.16 | .22 | .94 |
| 67 | .70 | 2.19 | 1.03 | 1.16 | .22 | .94 |
| 68 | .71 | 2.23 | 1.04 | 1.19 | .23 | .96 |
| 69 | .76 | 2.38 | 1.11 | 1.28 | .24 | 1.04 |
| 70 | .85 | 2.38 | 1.13 | 1.25 | .14 | 1.12 |
| 71 | .85 | 2.80 | 1.25 | 1.56 | .13 | 1.43 |
| 72 | .79 | 2.77 | 1.03 | 1.74 | .11 | 1.62 |
| 73 | .76 | 3.49 | 1.31 | 2.17 | .13 | 2.04 |
| 74 | .93 | 11.17 | 1.07 | 10.10 | .17 | 9.94 |
| 75 | 1.20 | 11.87 | 1.10 | 10.77 | .26 | 10.51 |
| 76 | 1.35 | 13.89 | 1.20 | 12.68 | .32 | 12.37 |
| 77 | 1.54 | 15.18 | 1.22 | 13.96 | .28 | 13.68 |
| 78 | 1.79 | 14.41 | 1.11 | 13.30 | .34 | 12.96 |
| 79 | 2.02 | 18.12 | 1.14 | 16.98 | .31 | 16.66 |
| 80 | 2.28 | 29.60 | 1.30 | 28.30 | .32 | 27.98 |
| 81 | 3.33 | 42.19 | 1.68 | 40.51 | .40 | 40.11 |
| 82 | 4.14 | 51.11 | 1.76 | 49.35 | .46 | 48.89 |

NOTE: WHOLESALE (EX TAX) IS NOW COMPUTED BY NET BACK
DISTRIBUTION COSTS ARE CALCULATED BY RESIDUALS
OIL PRICE FOB IS PROXIED BY MARKER CRUDE-GOV. TAKE+ COST OF PRODUCTION

FINAL ANALYSIS FOR: W.EUROPE -CONTINUED

DISTRIBUTION OF THE MAIN COST ELEMENTS OF REFINED PRODUCTS
TO THE CONSUMERS (PERCENTAGES)

| YEAR | OIL FOB | FREIGHT | REF.COST | DISTRIB. | DEALER | TAX |
|------|---------|---------|----------|----------|--------|-------|
| 60 | 6.76 | 6.34 | 4.27 | 33.51 | 4.99 | 44.13 |
| 61 | 7.06 | 6.62 | 4.46 | 32.58 | 4.78 | 44.49 |
| 62 | 7.65 | 7.18 | 4.84 | 32.09 | 4.88 | 43.37 |
| 63 | 7.77 | 7.22 | 4.79 | 28.55 | 7.52 | 44.16 |
| 64 | 8.22 | 7.35 | 4.79 | 26.79 | 8.11 | 44.74 |
| 65 | 8.24 | 7.29 | 4.99 | 24.22 | 8.11 | 47.15 |
| 66 | 8.06 | 7.13 | 4.81 | 23.18 | 8.14 | 48.67 |
| 67 | 7.73 | 6.84 | 4.68 | 24.00 | 8.15 | 48.60 |
| 68 | 7.67 | 6.72 | 4.60 | 23.62 | 8.29 | 49.10 |
| 69 | 7.99 | 6.94 | 4.75 | 19.90 | 9.25 | 51.17 |
| 70 | 8.16 | 7.36 | 5.52 | 18.55 | 9.63 | 50.77 |
| 71 | 9.07 | 7.26 | 4.96 | 22.34 | 8.54 | 47.83 |
| 72 | 10.03 | 5.95 | 4.59 | 20.60 | 9.18 | 49.65 |
| 73 | 11.41 | 6.90 | 3.98 | 21.09 | 8.00 | 48.62 |
| 74 | 37.43 | 3.95 | 3.45 | 6.02 | 5.47 | 43.68 |
| 75 | 35.57 | 3.64 | 3.97 | 5.90 | 5.83 | 45.09 |
| 76 | 38.07 | 3.61 | 4.05 | 5.21 | 6.98 | 42.08 |
| 77 | 36.87 | 3.21 | 4.05 | 5.71 | 9.01 | 41.15 |
| 78 | 33.70 | 2.82 | 4.53 | 9.24 | 9.08 | 40.63 |
| 79 | 35.53 | 2.38 | 4.24 | 13.77 | 6.08 | 38.00 |
| 80 | 43.80 | 2.02 | 3.53 | 11.51 | 4.83 | 34.31 |
| 81 | 49.14 | 2.04 | 4.04 | 6.44 | 5.66 | 32.69 |
| 82 | 53.71 | 1.91 | 4.50 | -.31 | 6.94 | 33.25 |

FINAL ANALYSIS FOR: CANADA NET BACK CALCULATION

1975 EXCHANGE US.DOLLAR PER BARREL

| YEAR | PRICE | TAX | (P-T) | DEALER | WHOLESALE | DISTRIB. | P.EX REF |
|------|-------|-------|-------|--------|-----------|----------|----------|
| 62 | 9.89 | .00 | 9.89 | .00 | 9.89 | 7.21 | 2.67 |
| 63 | 9.62 | .00 | 9.62 | .00 | 9.62 | 6.94 | 2.67 |
| 64 | 9.49 | .00 | 9.49 | .00 | 9.49 | 6.79 | 2.70 |
| 65 | 9.41 | .00 | 9.41 | .00 | 9.41 | 6.66 | 2.74 |
| 66 | 9.81 | .00 | 9.81 | .00 | 9.81 | 7.07 | 2.73 |
| 67 | 10.01 | .00 | 10.01 | .00 | 10.01 | 7.26 | 2.75 |
| 68 | 10.76 | .00 | 10.76 | .00 | 10.76 | 8.01 | 2.75 |
| 69 | 10.90 | .00 | 10.90 | .00 | 10.90 | 8.14 | 2.76 |
| 70 | 11.30 | .00 | 11.30 | .00 | 11.30 | 8.60 | 2.70 |
| 71 | 11.83 | .00 | 11.83 | .00 | 11.83 | 8.80 | 3.03 |
| 72 | 12.05 | .00 | 12.05 | .00 | 12.05 | 8.95 | 3.10 |
| 73 | 13.32 | .00 | 13.32 | .00 | 13.32 | 9.19 | 4.13 |
| 74 | 15.78 | .00 | 15.78 | .00 | 15.78 | 4.54 | 11.24 |
| 75 | 18.40 | .00 | 18.40 | .00 | 18.40 | 5.34 | 13.06 |
| 76 | 23.26 | 8.20 | 15.06 | .00 | 15.06 | 1.93 | 13.12 |
| 77 | 25.08 | 8.23 | 16.85 | .00 | 16.85 | 1.48 | 15.37 |
| 78 | 26.53 | 7.89 | 18.64 | .00 | 18.64 | 1.23 | 17.41 |
| 79 | 29.59 | 7.99 | 21.60 | .00 | 21.60 | -2.01 | 23.60 |
| 80 | 34.41 | 8.23 | 26.18 | .00 | 26.18 | -10.95 | 37.13 |
| 81 | 46.25 | 9.53 | 36.72 | .00 | 36.72 | -6.32 | 43.04 |
| 82 | 56.14 | 11.74 | 44.40 | .00 | 44.40 | -1.76 | 46.16 |

| YEAR | REF.COST | OIL CIF | FREIGHT | OIL FOB | COSTS | OPEC GOV |
|------|----------|---------|---------|---------|-------|----------|
| 62 | .66 | 2.01 | .98 | 1.04 | .21 | .83 |
| 63 | .65 | 2.03 | .98 | 1.05 | .21 | .84 |
| 64 | .64 | 2.07 | .98 | 1.09 | .21 | .88 |
| 65 | .67 | 2.08 | .97 | 1.10 | .21 | .89 |
| 66 | .66 | 2.08 | .97 | 1.10 | .21 | .89 |
| 67 | .67 | 2.08 | .98 | 1.10 | .21 | .89 |
| 68 | .67 | 2.09 | .97 | 1.11 | .21 | .90 |
| 69 | .67 | 2.10 | .97 | 1.12 | .21 | .91 |
| 70 | .71 | 1.99 | .94 | 1.05 | .11 | .93 |
| 71 | .70 | 2.32 | 1.03 | 1.29 | .11 | 1.18 |
| 72 | .69 | 2.40 | .90 | 1.51 | .10 | 1.41 |
| 73 | .74 | 3.39 | 1.28 | 2.11 | .13 | 1.99 |
| 74 | .87 | 10.38 | .99 | 9.39 | .15 | 9.23 |
| 75 | 1.20 | 11.86 | 1.10 | 10.76 | .26 | 10.50 |
| 76 | 1.16 | 11.96 | 1.04 | 10.92 | .27 | 10.65 |
| 77 | 1.41 | 13.96 | 1.12 | 12.84 | .26 | 12.58 |
| 78 | 1.92 | 15.49 | 1.20 | 14.29 | .36 | 13.93 |
| 79 | 2.37 | 21.23 | 1.34 | 19.89 | .37 | 19.53 |
| 80 | 2.66 | 34.47 | 1.52 | 32.96 | .37 | 32.59 |
| 81 | 3.15 | 39.89 | 1.59 | 38.30 | .38 | 37.93 |
| 82 | 3.46 | 42.70 | 1.47 | 41.24 | .39 | 40.85 |

NOTE: WHOLESALE (EX TAX) IS NOW COMPUTED BY NET BACK
DISTRIBUTION COSTS ARE CALCULATED BY RESIDUALS
OIL PRICE FOB IS PROXIED BY MARKER CRUDE-GOV. TAKE+ COST OF PRODUCTION

FINAL ANALYSIS FOR: CANADA -CONTINUED

DISTRIBUTION OF THE MAIN COST ELEMENTS OF REFINED PRODUCTS
TO THE CONSUMERS (PERCENTAGES)

| YEAR | OIL FOB | FREIGHT | REF.COST | DISTRIB. | DEALER | TAX |
|------|---------|---------|----------|----------|--------|-------|
| 62 | 10.51 | 9.86 | 6.65 | 72.98 | .00 | .00 |
| 63 | 10.92 | 10.15 | 6.73 | 72.21 | .00 | .00 |
| 64 | 11.50 | 10.27 | 6.70 | 71.53 | .00 | .00 |
| 65 | 11.71 | 10.36 | 7.10 | 70.83 | .00 | .00 |
| 66 | 11.24 | 9.94 | 6.70 | 72.12 | .00 | .00 |
| 67 | 11.02 | 9.75 | 6.68 | 72.55 | .00 | .00 |
| 68 | 10.33 | 9.05 | 6.20 | 74.42 | .00 | .00 |
| 69 | 10.30 | 8.94 | 6.12 | 74.64 | .00 | .00 |
| 70 | 9.26 | 8.35 | 6.26 | 76.12 | .00 | .00 |
| 71 | 10.91 | 8.73 | 5.96 | 74.41 | .00 | .00 |
| 72 | 12.53 | 7.43 | 5.74 | 74.30 | .00 | .00 |
| 73 | 15.87 | 9.60 | 5.54 | 69.00 | .00 | .00 |
| 74 | 59.48 | 6.28 | 5.48 | 28.76 | .00 | .00 |
| 75 | 58.49 | 5.98 | 6.52 | 29.00 | .00 | .00 |
| 76 | 46.97 | 4.46 | 5.00 | 8.31 | .00 | 35.26 |
| 77 | 51.20 | 4.46 | 5.63 | 5.90 | .00 | 32.82 |
| 78 | 53.87 | 4.51 | 7.24 | 4.62 | .00 | 29.75 |
| 79 | 67.23 | 4.51 | 8.02 | -6.78 | .00 | 27.02 |
| 80 | 95.78 | 4.41 | 7.72 | -31.82 | .00 | 23.91 |
| 81 | 82.82 | 3.44 | 6.80 | -13.67 | .00 | 20.61 |
| 82 | 73.45 | 2.61 | 6.16 | -3.14 | .00 | 20.92 |

FINAL ANALYSIS FOR: JAPAN NET BACK CALCULATION

1975 EXCHANGE US.DOLLAR PER BARREL

| YEAR | PRICE | TAX | (P-T) | DEALER | WHOLESALE | DISTRIB. | P.EX REF |
|------|-------|-------|-------|--------|-----------|----------|----------|
| 70 | 7.84 | 3.83 | 4.01 | .00 | 4.01 | .84 | 3.17 |
| 71 | 9.05 | 3.23 | 5.82 | 1.18 | 4.64 | 1.09 | 3.55 |
| 72 | 9.97 | 4.86 | 5.11 | 1.19 | 3.92 | .67 | 3.25 |
| 73 | 10.40 | 4.57 | 5.83 | 1.46 | 4.38 | .54 | 3.84 |
| 74 | 17.62 | 5.71 | 11.91 | 1.75 | 10.16 | -1.36 | 11.52 |
| 75 | 23.56 | 6.61 | 16.95 | 2.12 | 14.83 | 1.77 | 13.06 |
| 76 | 25.30 | 6.70 | 18.60 | 2.17 | 16.43 | 2.89 | 13.53 |
| 77 | 26.43 | 6.95 | 19.47 | 2.17 | 17.30 | 4.00 | 13.30 |
| 78 | 24.88 | 8.23 | 16.65 | 1.96 | 14.69 | 3.76 | 10.92 |
| 79 | 29.62 | 9.93 | 19.69 | 1.95 | 17.74 | 2.59 | 15.15 |
| 80 | 46.41 | 11.65 | 34.76 | 1.98 | 32.78 | 8.10 | 24.68 |
| 81 | 50.81 | 13.25 | 37.55 | 1.35 | 36.21 | 9.05 | 27.16 |
| 82 | 56.44 | 13.77 | 42.67 | 1.63 | 41.05 | 9.09 | 31.95 |

| YEAR | REF.COST | OIL CIF | FREIGHT | OIL FOB | COSTS | OPEC GOV |
|------|----------|---------|---------|---------|-------|----------|
| 70 | .83 | 2.34 | 1.11 | 1.23 | .13 | 1.10 |
| 71 | .83 | 2.73 | 1.21 | 1.51 | .13 | 1.39 |
| 72 | .73 | 2.52 | .94 | 1.58 | .10 | 1.48 |
| 73 | .69 | 3.15 | 1.19 | 1.97 | .12 | 1.85 |
| 74 | .89 | 10.64 | 1.02 | 9.62 | .16 | 9.46 |
| 75 | 1.20 | 11.86 | 1.10 | 10.76 | .26 | 10.50 |
| 76 | 1.20 | 12.33 | 1.07 | 11.26 | .28 | 10.98 |
| 77 | 1.22 | 12.08 | .97 | 11.11 | .23 | 10.88 |
| 78 | 1.20 | 9.72 | .75 | 8.97 | .23 | 8.74 |
| 79 | 1.52 | 13.63 | .86 | 12.77 | .24 | 12.53 |
| 80 | 1.77 | 22.92 | 1.01 | 21.91 | .24 | 21.66 |
| 81 | 1.99 | 25.17 | 1.00 | 24.17 | .24 | 23.93 |
| 82 | 2.39 | 29.56 | 1.02 | 28.55 | .27 | 28.28 |

NOTE: WHOLESALE (EX TAX) IS NOW COMPUTED BY NET BACK
DISTRIBUTION COSTS ARE CALCULATED BY RESIDUALS
OIL PRICE FOB IS PROXIED BY MARKER CRUDE-GOV. TAKE+ COST OF PRODUCTION

FINAL ANALYSIS FOR: JAPAN -CONTINUED

DISTRIBUTION OF THE MAIN COST ELEMENTS OF REFINED PRODUCTS
TO THE CONSUMERS (PERCENTAGES)

| YEAR | OIL FOB | FREIGHT | REF.COST | DISTRIB. | DEALER | TAX |
|------|---------|---------|----------|----------|--------|-------|
| 70 | 15.70 | 14.16 | 10.62 | 10.65 | .00 | 48.88 |
| 71 | 16.73 | 13.39 | 9.14 | 12.01 | 13.03 | 35.70 |
| 72 | 15.88 | 9.43 | 7.28 | 6.75 | 11.93 | 48.73 |
| 73 | 18.90 | 11.43 | 6.59 | 5.17 | 14.01 | 43.91 |
| 74 | 54.60 | 5.76 | 5.04 | -7.75 | 9.93 | 32.42 |
| 75 | 45.67 | 4.67 | 5.09 | 7.50 | 9.00 | 28.06 |
| 76 | 44.52 | 4.23 | 4.74 | 11.44 | 8.58 | 26.49 |
| 77 | 42.04 | 3.66 | 4.62 | 15.14 | 8.23 | 26.31 |
| 78 | 36.05 | 3.02 | 4.84 | 15.14 | 7.88 | 33.08 |
| 79 | 43.11 | 2.89 | 5.14 | 8.74 | 6.58 | 33.53 |
| 80 | 47.21 | 2.17 | 3.80 | 17.46 | 4.26 | 25.09 |
| 81 | 47.57 | 1.98 | 3.91 | 17.81 | 2.65 | 26.08 |
| 82 | 50.58 | 1.80 | 4.24 | 16.11 | 2.88 | 24.39 |

ANNEX 1

**CONSUMPTION PATTERN OF
REFINED PRODUCTS**

Austria
Belgium
Denmark
Finland
France
Germany, F.R.
Holland
Ireland
Italy
Luxembourg
Norway
Portugal
Spain
Sweden
Switzerland
United Kingdom
United States
Canada
Japan

the 1990s, the number of people with a mental health problem has increased in the UK (Mental Health Act 1983, 1990).

There is a growing awareness of the need to address the needs of people with mental health problems in the community. The Department of Health (1999) has set out a strategy for mental health care in the UK, which includes a commitment to improve the lives of people with mental health problems in the community.

The strategy is based on the following principles: (1) to improve the lives of people with mental health problems in the community; (2) to reduce the need for hospital care; (3) to improve the effectiveness of mental health services; (4) to improve the experience of people with mental health problems in the community; (5) to improve the experience of carers and families; (6) to improve the experience of staff in mental health services.

The strategy is based on the following principles: (1) to improve the lives of people with mental health problems in the community; (2) to reduce the need for hospital care; (3) to improve the effectiveness of mental health services; (4) to improve the experience of people with mental health problems in the community; (5) to improve the experience of carers and families; (6) to improve the experience of staff in mental health services.

The strategy is based on the following principles: (1) to improve the lives of people with mental health problems in the community; (2) to reduce the need for hospital care; (3) to improve the effectiveness of mental health services; (4) to improve the experience of people with mental health problems in the community; (5) to improve the experience of carers and families; (6) to improve the experience of staff in mental health services.

The strategy is based on the following principles: (1) to improve the lives of people with mental health problems in the community; (2) to reduce the need for hospital care; (3) to improve the effectiveness of mental health services; (4) to improve the experience of people with mental health problems in the community; (5) to improve the experience of carers and families; (6) to improve the experience of staff in mental health services.

The strategy is based on the following principles: (1) to improve the lives of people with mental health problems in the community; (2) to reduce the need for hospital care; (3) to improve the effectiveness of mental health services; (4) to improve the experience of people with mental health problems in the community; (5) to improve the experience of carers and families; (6) to improve the experience of staff in mental health services.

The strategy is based on the following principles: (1) to improve the lives of people with mental health problems in the community; (2) to reduce the need for hospital care; (3) to improve the effectiveness of mental health services; (4) to improve the experience of people with mental health problems in the community; (5) to improve the experience of carers and families; (6) to improve the experience of staff in mental health services.

The strategy is based on the following principles: (1) to improve the lives of people with mental health problems in the community; (2) to reduce the need for hospital care; (3) to improve the effectiveness of mental health services; (4) to improve the experience of people with mental health problems in the community; (5) to improve the experience of carers and families; (6) to improve the experience of staff in mental health services.

The strategy is based on the following principles: (1) to improve the lives of people with mental health problems in the community; (2) to reduce the need for hospital care; (3) to improve the effectiveness of mental health services; (4) to improve the experience of people with mental health problems in the community; (5) to improve the experience of carers and families; (6) to improve the experience of staff in mental health services.

DOMESTIC DEMAND FOR REFINED PRODUCTS: AUSTRIA
(THOUSAND OF BARRELS)

| YEAR | GASOLINE | KEROSENE | DISTILL. | RESIDUALS | OTHERS | TOTAL |
|------|----------|----------|----------|-----------|--------|-------|
| 60 | 4973 | 319 | 3933 | 10003 | 1057 | 20284 |
| 61 | 5712 | 373 | 4446 | 11598 | 1432 | 23562 |
| 62 | 6368 | 132 | 4731 | 13646 | 2107 | 27642 |
| 63 | 7127 | 162 | 5197 | 16004 | 2581 | 31976 |
| 64 | 7873 | 423 | 5708 | 18729 | 3715 | 37426 |
| 65 | 8718 | 429 | 6244 | 19534 | 3727 | 39148 |
| 66 | 9623 | 626 | 6966 | 19907 | 5261 | 42873 |
| 67 | 10570 | 313 | 7608 | 21908 | 5300 | 46235 |
| 68 | 11474 | 429 | 8271 | 26369 | 5960 | 53060 |
| 69 | 14603 | 649 | 8942 | 28326 | 6776 | 59863 |
| 70 | 13468 | 428 | 12047 | 29965 | 9040 | 65586 |
| 71 | 15292 | 445 | 12503 | 34025 | 7773 | 71278 |
| 72 | 17222 | 430 | 15233 | 32920 | 8534 | 75758 |
| 73 | 21950 | 962 | 18132 | 26518 | 13120 | 82335 |
| 74 | 18540 | 804 | 16731 | 32529 | 10465 | 81565 |
| 75 | 19051 | 631 | 16483 | 29914 | 9897 | 78327 |
| 76 | 18581 | 1096 | 18531 | 35151 | 12058 | 85417 |
| 77 | 19754 | 1040 | 19053 | 29850 | 11979 | 81676 |
| 78 | 19916 | 1021 | 21089 | 33220 | 12370 | 87617 |
| 79 | 21021 | 1218 | 22313 | 32454 | 13707 | 90712 |
| 80 | 21497 | 1176 | 20597 | 34092 | 8765 | 86128 |
| 81 | 20035 | 1251 | 18039 | 30170 | 10410 | 79904 |

DISTRIBUTION OF THE MAIN GROUPS (PERCENTAGES)

| YEAR | GASOLINE | KEROSENE | DISTILL. | RESIDUALS |
|------|----------|----------|----------|-----------|
| 60 | 25.9 | 1.7 | 20.5 | 52.0 |
| 61 | 25.8 | 1.7 | 20.1 | 52.4 |
| 62 | 25.6 | .5 | 19.0 | 54.9 |
| 63 | 25.0 | .6 | 18.2 | 56.2 |
| 64 | 24.1 | 1.3 | 17.4 | 57.2 |
| 65 | 25.0 | 1.2 | 17.9 | 55.9 |
| 66 | 25.9 | 1.7 | 18.8 | 53.6 |
| 67 | 26.2 | .8 | 18.8 | 54.2 |
| 68 | 24.7 | .9 | 17.8 | 56.7 |
| 69 | 27.8 | 1.2 | 17.0 | 53.9 |
| 70 | 24.1 | .8 | 21.5 | 53.6 |
| 71 | 24.6 | .7 | 20.1 | 54.6 |
| 72 | 26.2 | .7 | 23.1 | 50.0 |
| 73 | 32.5 | 1.4 | 26.8 | 39.2 |
| 74 | 27.0 | 1.2 | 24.4 | 47.4 |
| 75 | 28.8 | 1.0 | 24.9 | 45.3 |
| 76 | 25.3 | 1.5 | 25.3 | 47.9 |
| 77 | 28.3 | 1.5 | 27.3 | 42.8 |
| 78 | 26.5 | 1.4 | 28.0 | 44.1 |
| 79 | 27.3 | 1.6 | 29.0 | 42.1 |
| 80 | 27.8 | 1.5 | 26.6 | 44.1 |
| 81 | 28.8 | 1.8 | 26.0 | 43.4 |

SOURCES: D O E : INTERNATIONAL PETROLEUM ANNUAL
O E C D : QUARTERLY OIL STATISTICS
U N : WORLD ENERGY SUPPLIES

DOMESTIC DEMAND FOR REFINED PRODUCTS: BELGIUM
(THOUSAND OF BARRELS)

| YEAR | GASOLINE | KEROSENE | DISTILL. | RESIDUALS | OTHERS | TOTAL |
|------|----------|----------|----------|-----------|--------|--------|
| 60 | 9525 | 1515 | 16549 | 19311 | 6006 | 52905 |
| 61 | 10102 | 1593 | 20367 | 21773 | 7485 | 61320 |
| 62 | 12900 | 164 | 19657 | 26391 | 9113 | 74363 |
| 63 | 9860 | 1656 | 22338 | 24600 | 8268 | 72488 |
| 64 | 10570 | 1609 | 24050 | 31990 | 10123 | 83986 |
| 65 | 12404 | 1871 | 30435 | 37210 | 13426 | 100323 |
| 66 | 12395 | 1616 | 34628 | 40002 | 10905 | 108025 |
| 67 | 14292 | 2110 | 42019 | 53323 | 13421 | 132061 |
| 68 | 14992 | 2365 | 46696 | 54966 | 13505 | 145054 |
| 69 | 17061 | 2637 | 54334 | 68686 | 17898 | 176141 |
| 70 | 18621 | 3214 | 62995 | 73795 | 21826 | 194268 |
| 71 | 19572 | 3379 | 63231 | 73456 | 23966 | 195204 |
| 72 | 21393 | 3692 | 70167 | 78188 | 25851 | 210648 |
| 73 | 21643 | 3596 | 78139 | 56178 | 45370 | 205895 |
| 74 | 24073 | 4814 | 69820 | 68270 | 25745 | 200866 |
| 75 | 23677 | 3769 | 65775 | 59681 | 22338 | 183106 |
| 76 | 25894 | 2320 | 71526 | 63756 | 22000 | 185496 |
| 77 | 27153 | 2573 | 75585 | 64669 | 25539 | 195518 |
| 78 | 27412 | 2676 | 73481 | 67532 | 31574 | 202675 |
| 79 | 27962 | 3334 | 77591 | 61758 | 36307 | 206953 |
| 80 | 26605 | 2905 | 68998 | 64236 | 34681 | 197423 |
| 81 | 24302 | 3201 | 60249 | 56272 | 35294 | 179318 |

DISTRIBUTION OF THE MAIN GROUPS (PERCENTAGES)

| YEAR | GASOLINE | KEROSENE | DISTILL. | RESIDUALS |
|------|----------|----------|----------|-----------|
| 60 | 20.3 | 3.2 | 35.3 | 41.2 |
| 61 | 18.8 | 3.0 | 37.8 | 40.4 |
| 62 | 21.8 | .3 | 33.3 | 44.6 |
| 63 | 16.9 | 2.8 | 38.2 | 42.1 |
| 64 | 15.5 | 2.4 | 35.3 | 46.9 |
| 65 | 15.1 | 2.3 | 37.2 | 45.4 |
| 66 | 14.0 | 1.8 | 39.1 | 45.1 |
| 67 | 12.8 | 1.9 | 37.6 | 47.7 |
| 68 | 12.6 | 2.0 | 39.2 | 46.2 |
| 69 | 12.0 | 1.8 | 38.1 | 48.1 |
| 70 | 11.7 | 2.0 | 39.7 | 46.5 |
| 71 | 12.3 | 2.1 | 39.6 | 46.0 |
| 72 | 12.3 | 2.1 | 40.5 | 45.1 |
| 73 | 13.6 | 2.3 | 49.0 | 35.2 |
| 74 | 14.4 | 2.9 | 41.8 | 40.9 |
| 75 | 15.5 | 2.5 | 43.0 | 39.0 |
| 76 | 15.8 | 1.4 | 43.7 | 39.0 |
| 77 | 16.0 | 1.5 | 44.5 | 38.0 |
| 78 | 16.0 | 1.6 | 42.9 | 39.5 |
| 79 | 16.4 | 2.0 | 45.5 | 36.2 |
| 80 | 16.3 | 1.8 | 42.4 | 39.5 |
| 81 | 16.9 | 2.2 | 41.8 | 39.1 |

SOURCES: D O E : INTERNATIONAL PETROLEUM ANNUAL
O E C D : QUARTERLY OIL STATISTICS
U N : WORLD ENERGY SUPPLIES

DOMESTIC DEMAND FOR REFINED PRODUCTS: DENMARK
(THOUSAND OF BARRELS)

| YEAR | GASOLINE | KEROSENE | DISTILL. | RESIDUALS | OTHERS | TOTAL |
|------|----------|----------|----------|-----------|--------|--------|
| 60 | 7332 | 2246 | 11416 | 13485 | 1590 | 36069 |
| 61 | 8147 | 2650 | 12790 | 15041 | 1881 | 40508 |
| 62 | 11035 | 2431 | 16782 | 18424 | 3832 | 52355 |
| 63 | 7950 | 2944 | 20690 | 21126 | 3442 | 56617 |
| 64 | 10299 | 3585 | 21881 | 25009 | 3627 | 65119 |
| 65 | 10329 | 4084 | 27200 | 27559 | 4192 | 74750 |
| 66 | 11211 | 3964 | 31388 | 32837 | 4788 | 24852 |
| 67 | 11804 | 4602 | 31982 | 31721 | 5709 | 90487 |
| 68 | 12027 | 5630 | 35099 | 37762 | 5274 | 99409 |
| 69 | 12934 | 5952 | 42224 | 48851 | 5802 | 120516 |
| 70 | 12992 | 6184 | 46536 | 56263 | 6577 | 133714 |
| 71 | 13432 | 6453 | 46610 | 55258 | 6496 | 131399 |
| 72 | 13743 | 7087 | 48878 | 58189 | 6454 | 137960 |
| 73 | 18645 | 6237 | 55054 | 49475 | 7297 | 140446 |
| 74 | 14113 | 7486 | 45657 | 47917 | 5975 | 124354 |
| 75 | 14462 | 8060 | 43521 | 46449 | 5239 | 120664 |
| 76 | 15765 | 5378 | 49303 | 43450 | 10165 | 124060 |
| 77 | 15877 | 5515 | 48662 | 43310 | 10391 | 123754 |
| 78 | 15497 | 5889 | 48773 | 39527 | 8846 | 119532 |
| 79 | 14925 | 6012 | 50288 | 38841 | 9047 | 119113 |
| 80 | 13226 | 5146 | 42820 | 31755 | 8284 | 101232 |
| 81 | 12319 | 4529 | 38001 | 25501 | 8590 | 88940 |

DISTRIBUTION OF THE MAIN GROUPS (PERCENTAGES)

| YEAR | GASOLINE | KEROSENE | DISTILL. | RESIDUALS |
|------|----------|----------|----------|-----------|
| 60 | 21.3 | 6.5 | 33.1 | 39.1 |
| 61 | 21.1 | 6.9 | 33.1 | 38.9 |
| 62 | 22.7 | 5.0 | 34.5 | 37.9 |
| 63 | 15.1 | 5.6 | 39.3 | 40.1 |
| 64 | 16.9 | 5.9 | 36.0 | 41.2 |
| 65 | 14.9 | 5.9 | 39.3 | 39.8 |
| 66 | 14.1 | 5.0 | 39.5 | 41.4 |
| 67 | 14.7 | 5.7 | 39.9 | 39.6 |
| 68 | 13.3 | 6.2 | 38.8 | 41.7 |
| 69 | 11.8 | 5.4 | 38.4 | 44.4 |
| 70 | 10.7 | 5.1 | 38.2 | 46.1 |
| 71 | 11.0 | 5.3 | 38.3 | 45.4 |
| 72 | 10.7 | 5.5 | 38.2 | 45.5 |
| 73 | 14.4 | 4.8 | 42.5 | 38.2 |
| 74 | 12.3 | 6.5 | 39.6 | 41.6 |
| 75 | 12.9 | 7.2 | 38.7 | 41.3 |
| 76 | 13.8 | 4.7 | 43.3 | 38.1 |
| 77 | 14.0 | 4.9 | 42.9 | 38.2 |
| 78 | 14.9 | 5.3 | 44.1 | 35.7 |
| 79 | 13.6 | 5.5 | 45.7 | 35.3 |
| 80 | 14.2 | 5.5 | 46.1 | 34.2 |
| 81 | 15.3 | 5.6 | 47.3 | 31.7 |

SOURCES: D O E : INTERNATIONAL PETROLEUM ANNUAL
O E C D : QUARTERLY OIL STATISTICS
U N : WORLD ENERGY SUPPLIES

DOMESTIC DEMAND FOR REFINED PRODUCTS: FINLAND
(THOUSAND OF BARRELS)

| YEAR | GASOLINE | KEROSENE | DISTILL. | RESIDUALS | OTHERS | TOTAL |
|------|----------|----------|----------|-----------|--------|-------|
| 60 | 3010 | 513 | 3398 | 7620 | 830 | 15371 |
| 61 | 3359 | 404 | 7100 | 7699 | 1311 | 19873 |
| 62 | 3760 | 319 | 9413 | 9042 | 1685 | 25088 |
| 63 | 4639 | 343 | 13085 | 10512 | 1737 | 31992 |
| 64 | 4809 | 279 | 13095 | 12927 | 2445 | 35392 |
| 65 | 5580 | 522 | 15566 | 15992 | 2764 | 41559 |
| 66 | 6476 | 599 | 20361 | 25712 | 2402 | 56203 |
| 67 | 7416 | 536 | 17421 | 23219 | 3059 | 53906 |
| 68 | 7103 | 632 | 25356 | 19687 | 3724 | 60222 |
| 69 | 7878 | 745 | 28161 | 25621 | 3462 | 70191 |
| 70 | 8881 | 849 | 30291 | 28571 | 4069 | 77248 |
| 71 | 9373 | 970 | 30213 | 29084 | 5197 | 80717 |
| 72 | 10016 | 1146 | 30915 | 32721 | 6715 | 88063 |
| 73 | 13027 | 1311 | 31410 | 38531 | 6143 | 95846 |
| 74 | 10038 | 1335 | 29959 | 30703 | 6905 | 84385 |
| 75 | 11122 | 1985 | 32058 | 28207 | 9194 | 85968 |
| 76 | 11369 | 1663 | 35666 | 32001 | 4741 | 85440 |
| 77 | 11691 | 1592 | 35316 | 31096 | 16357 | 96050 |
| 78 | 11505 | 1647 | 35733 | 29031 | 14621 | 92537 |
| 79 | 11121 | 1735 | 35383 | 30623 | 14344 | 93205 |
| 80 | 11436 | 1956 | 35092 | 30989 | 12946 | 92419 |
| 81 | 11443 | 869 | 31310 | 28565 | 15020 | 87206 |

DISTRIBUTION OF THE MAIN GROUPS (PERCENTAGES)

| YEAR | GASOLINE | KEROSENE | DISTILL. | RESIDUALS |
|------|----------|----------|----------|-----------|
| 60 | 20.7 | 3.5 | 23.4 | 52.4 |
| 61 | 18.1 | 2.2 | 38.2 | 41.5 |
| 62 | 16.7 | 1.4 | 41.8 | 40.1 |
| 63 | 16.2 | 1.2 | 45.8 | 36.8 |
| 64 | 15.5 | .9 | 42.1 | 41.6 |
| 65 | 14.8 | 1.4 | 41.3 | 42.5 |
| 66 | 12.2 | 1.1 | 38.3 | 48.4 |
| 67 | 15.3 | 1.1 | 35.9 | 47.8 |
| 68 | 13.5 | 1.2 | 48.0 | 37.3 |
| 69 | 12.6 | 1.2 | 45.1 | 41.1 |
| 70 | 12.9 | 1.2 | 44.2 | 41.7 |
| 71 | 13.5 | 1.4 | 43.4 | 41.8 |
| 72 | 13.4 | 1.5 | 41.3 | 43.7 |
| 73 | 15.5 | 1.6 | 37.3 | 45.7 |
| 74 | 13.9 | 1.9 | 41.6 | 42.6 |
| 75 | 15.2 | 2.7 | 43.7 | 38.4 |
| 76 | 14.1 | 2.1 | 44.2 | 39.7 |
| 77 | 14.7 | 2.0 | 44.3 | 39.0 |
| 78 | 14.8 | 2.1 | 45.9 | 37.3 |
| 79 | 14.1 | 2.2 | 44.9 | 38.8 |
| 80 | 14.4 | 2.5 | 44.2 | 39.0 |
| 81 | 15.9 | 1.2 | 43.4 | 39.6 |

SOURCES: D O E : INTERNATIONAL PETROLEUM ANNUAL
O E C D : QUARTERLY OIL STATISTICS
U N : WORLD ENERGY SUPPLIES

DOMESTIC DEMAND FOR REFINED PRODUCTS: FRANCE
(THOUSAND OF BARRELS)

| YEAR | GASOLINE | KEROSENE | DISTILL. | RESIDUALS | OTHERS | TOTAL |
|------|----------|----------|----------|-----------|--------|--------|
| 60 | 49322 | 6301 | 17504 | 89886 | 35983 | 198996 |
| 61 | 51457 | 7086 | 17974 | 101895 | 41641 | 220053 |
| 62 | 56334 | 5356 | 69716 | 77995 | 30867 | 262562 |
| 63 | 61020 | 6114 | 87184 | 89018 | 39522 | 312550 |
| 64 | 66634 | 6865 | 103958 | 103930 | 46509 | 358299 |
| 65 | 72764 | 7324 | 126166 | 106439 | 51609 | 397252 |
| 66 | 78648 | 7903 | 144981 | 103915 | 58783 | 433739 |
| 67 | 85230 | 9205 | 173678 | 116199 | 61047 | 489624 |
| 68 | 91391 | 9497 | 222323 | 107346 | 64933 | 534969 |
| 69 | 96970 | 11089 | 247338 | 127562 | 86207 | 607351 |
| 70 | 104869 | 12350 | 278851 | 161932 | 88918 | 689136 |
| 71 | 113691 | 12507 | 293932 | 192128 | 84162 | 748521 |
| 72 | 123844 | 14016 | 309592 | 198216 | 101506 | 817984 |
| 73 | 135156 | 14836 | 341475 | 227335 | 112280 | 884183 |
| 74 | 129386 | 14907 | 297752 | 229957 | 111160 | 824767 |
| 75 | 135659 | 15273 | 282271 | 192028 | 93880 | 779738 |
| 76 | 142773 | 16471 | 291552 | 280100 | 144196 | 875092 |
| 77 | 144599 | 17396 | 288023 | 243863 | 151530 | 845410 |
| 78 | 149846 | 29776 | 325084 | 244136 | 170082 | 918923 |
| 79 | 150804 | 27942 | 313596 | 245394 | 188383 | 926120 |
| 80 | 139752 | 19885 | 297833 | 210809 | 172379 | 840658 |
| 81 | 144317 | 18745 | 267814 | 163043 | 160150 | 754069 |

DISTRIBUTION OF THE MAIN GROUPS (PERCENTAGES)

| YEAR | GASOLINE | KEROSENE | DISTILL. | RESIDUALS |
|------|----------|----------|----------|-----------|
| 60 | 30.3 | 3.9 | 10.7 | 55.1 |
| 61 | 28.8 | 4.0 | 10.1 | 57.1 |
| 62 | 26.9 | 2.6 | 33.3 | 37.2 |
| 63 | 25.1 | 2.5 | 35.8 | 36.6 |
| 64 | 23.7 | 2.4 | 36.9 | 36.9 |
| 65 | 23.3 | 2.3 | 40.3 | 34.0 |
| 66 | 23.4 | 2.4 | 43.2 | 31.0 |
| 67 | 22.2 | 2.4 | 45.2 | 30.2 |
| 68 | 21.2 | 2.2 | 51.6 | 24.9 |
| 69 | 20.1 | 2.3 | 51.2 | 26.4 |
| 70 | 18.8 | 2.2 | 50.0 | 29.0 |
| 71 | 18.6 | 2.0 | 48.0 | 31.4 |
| 72 | 19.2 | 2.2 | 47.9 | 30.7 |
| 73 | 18.8 | 2.1 | 47.5 | 31.6 |
| 74 | 19.3 | 2.2 | 44.3 | 34.2 |
| 75 | 21.7 | 2.4 | 45.1 | 30.7 |
| 76 | 19.5 | 2.3 | 39.9 | 38.3 |
| 77 | 20.8 | 2.5 | 41.5 | 35.1 |
| 78 | 20.0 | 4.0 | 43.4 | 32.6 |
| 79 | 20.4 | 3.8 | 42.5 | 33.3 |
| 80 | 20.9 | 3.0 | 44.6 | 31.5 |
| 81 | 24.3 | 3.2 | 45.1 | 27.5 |

SOURCES: D O E : INTERNATIONAL PETROLEUM ANNUAL
O E C D : QUARTERLY OIL STATISTICS
U N : WORLD ENERGY SUPPLIES

DOMESTIC DEMAND FOR REFINED PRODUCTS: GERMANY, FR
(THOUSAND OF BARRELS)

| YEAR | GASOLINE | KEROSENE | DISTILL. | RESIDUALS | OTHERS | TOTAL |
|------|----------|----------|----------|-----------|--------|---------|
| 60 | 48652 | 3038 | 89348 | 71383 | 36710 | 249132 |
| 61 | 52543 | 4110 | 110865 | 79268 | 42701 | 289487 |
| 62 | 69651 | 2589 | 147058 | 74912 | 34347 | 358325 |
| 63 | 72159 | 5213 | 180930 | 101364 | 50687 | 425544 |
| 64 | 82547 | 6587 | 202178 | 120145 | 65625 | 497513 |
| 65 | 93922 | 6979 | 237385 | 139237 | 80961 | 586531 |
| 66 | 104343 | 12140 | 265497 | 154324 | 104869 | 664689 |
| 67 | 106127 | 13113 | 269387 | 145115 | 118389 | 679015 |
| 68 | 112859 | 11583 | 311209 | 162351 | 99023 | 728423 |
| 69 | 122334 | 11345 | 361954 | 174114 | 147203 | 850681 |
| 70 | 134577 | 12863 | 397449 | 175464 | 122283 | 888170 |
| 71 | 149161 | 15081 | 416663 | 175328 | 157985 | 953854 |
| 72 | 155353 | 16432 | 441862 | 217155 | 130590 | 1010829 |
| 73 | 160263 | 16345 | 473702 | 217176 | 152069 | 1064102 |
| 74 | 155850 | 17034 | 412699 | 181518 | 143879 | 953500 |
| 75 | 170285 | 16193 | 415535 | 164630 | 115534 | 917939 |
| 76 | 182442 | 17530 | 455045 | 204922 | 196338 | 1056277 |
| 77 | 193979 | 18013 | 447913 | 190842 | 193469 | 1044217 |
| 78 | 199557 | 21756 | 474023 | 189251 | 203265 | 1087852 |
| 79 | 201980 | 22420 | 480939 | 191468 | 226142 | 1122949 |
| 80 | 208062 | 20513 | 412523 | 178421 | 186905 | 1006425 |
| 81 | 195524 | 20769 | 376581 | 145295 | 196760 | 934929 |

DISTRIBUTION OF THE MAIN GROUPS (PERCENTAGES)

| YEAR | GASOLINE | KEROSENE | DISTILL. | RESIDUALS |
|------|----------|----------|----------|-----------|
| 60 | 22.9 | 1.4 | 42.1 | 33.6 |
| 61 | 21.3 | 1.7 | 44.9 | 32.1 |
| 62 | 23.7 | .9 | 50.0 | 25.5 |
| 63 | 20.1 | 1.4 | 50.3 | 28.2 |
| 64 | 20.1 | 1.6 | 49.1 | 29.2 |
| 65 | 19.7 | 1.5 | 49.7 | 29.2 |
| 66 | 19.5 | 2.3 | 49.5 | 28.8 |
| 67 | 19.9 | 2.5 | 50.5 | 27.2 |
| 68 | 18.9 | 1.9 | 52.0 | 27.1 |
| 69 | 18.3 | 1.7 | 54.0 | 26.0 |
| 70 | 18.7 | 1.8 | 55.2 | 24.4 |
| 71 | 19.7 | 2.0 | 55.1 | 23.2 |
| 72 | 18.7 | 2.0 | 53.2 | 26.1 |
| 73 | 18.5 | 1.9 | 54.6 | 25.0 |
| 74 | 20.3 | 2.2 | 53.8 | 23.7 |
| 75 | 22.2 | 2.1 | 54.2 | 21.5 |
| 76 | 21.2 | 2.0 | 52.9 | 23.8 |
| 77 | 22.8 | 2.1 | 52.6 | 22.4 |
| 78 | 22.6 | 2.5 | 53.6 | 21.4 |
| 79 | 22.5 | 2.5 | 53.6 | 21.4 |
| 80 | 25.4 | 2.5 | 50.3 | 21.8 |
| 81 | 26.5 | 2.8 | 51.0 | 19.7 |

SOURCES: D O E : INTERNATIONAL PETROLEUM ANNUAL
O E C D : QUARTERLY OIL STATISTICS
U N : WORLD ENERGY SUPPLIES

DOMESTIC DEMAND FOR REFINED PRODUCTS: HOLLAND
(THOUSAND OF BARRELS)

| YEAR | GASOLINE | KEROSENE | DISTILL. | RESIDUALS | OTHERS | TOTAL |
|------|----------|----------|----------|-----------|--------|--------|
| 60 | 10845 | 5866 | 19861 | 36609 | 8493 | 81674 |
| 61 | 11522 | 6216 | 23678 | 44751 | 11093 | 97261 |
| 62 | 10852 | 5445 | 36744 | 60487 | 17084 | 141531 |
| 63 | 14143 | 9792 | 31757 | 62511 | 9385 | 139118 |
| 64 | 15863 | 8705 | 34115 | 71901 | 12653 | 157889 |
| 65 | 16909 | 9845 | 39076 | 83503 | 15090 | 182587 |
| 66 | 18678 | 10736 | 41805 | 84622 | 17285 | 193783 |
| 67 | 20602 | 11655 | 42091 | 79782 | 22677 | 205849 |
| 68 | 22493 | 12803 | 50504 | 90769 | 24813 | 229538 |
| 69 | 23568 | 17684 | 56453 | 100357 | 23142 | 253800 |
| 70 | 25923 | 15038 | 59493 | 103084 | 34906 | 274015 |
| 71 | 27646 | 14979 | 58636 | 94811 | 38362 | 266076 |
| 72 | 29142 | 15644 | 67036 | 102251 | 52528 | 300730 |
| 73 | 39069 | 16277 | 61838 | 107607 | 38802 | 297867 |
| 74 | 30611 | 12933 | 65307 | 89199 | 49098 | 277324 |
| 75 | 29592 | 10417 | 57441 | 78508 | 56795 | 257108 |
| 76 | 32902 | 9434 | 66707 | 97263 | 89503 | 295809 |
| 77 | 33181 | 9093 | 62463 | 92015 | 84443 | 281194 |
| 78 | 37460 | 7983 | 66566 | 95464 | 83937 | 291409 |
| 79 | 32368 | 9982 | 68184 | 112561 | 105733 | 328828 |
| 80 | 34286 | 8687 | 57084 | 107852 | 82647 | 290556 |
| 81 | 32128 | 8306 | 55510 | 96756 | 80979 | 273680 |

DISTRIBUTION OF THE MAIN GROUPS (PERCENTAGES)

| YEAR | GASOLINE | KEROSENE | DISTILL. | RESIDUALS |
|------|----------|----------|----------|-----------|
| 60 | 14.8 | 8.0 | 27.1 | 50.0 |
| 61 | 13.4 | 7.2 | 27.5 | 51.9 |
| 62 | 9.6 | 4.8 | 32.4 | 53.3 |
| 63 | 12.0 | 8.3 | 26.9 | 52.9 |
| 64 | 12.1 | 6.7 | 26.1 | 55.1 |
| 65 | 11.3 | 6.6 | 26.2 | 55.9 |
| 66 | 12.0 | 6.9 | 26.8 | 54.3 |
| 67 | 13.4 | 7.6 | 27.3 | 51.8 |
| 68 | 12.7 | 7.3 | 28.6 | 51.4 |
| 69 | 11.9 | 8.9 | 28.5 | 50.7 |
| 70 | 12.7 | 7.4 | 29.2 | 50.6 |
| 71 | 14.1 | 7.6 | 29.9 | 48.4 |
| 72 | 13.6 | 7.3 | 31.3 | 47.8 |
| 73 | 17.4 | 7.2 | 27.5 | 47.9 |
| 74 | 15.5 | 6.5 | 33.0 | 45.0 |
| 75 | 16.8 | 5.9 | 32.6 | 44.6 |
| 76 | 15.9 | 4.6 | 32.3 | 47.1 |
| 77 | 16.9 | 4.6 | 31.7 | 46.8 |
| 78 | 18.1 | 3.8 | 32.1 | 46.0 |
| 79 | 14.5 | 4.5 | 30.6 | 50.5 |
| 80 | 16.5 | 4.2 | 27.5 | 51.9 |
| 81 | 16.7 | 4.3 | 28.8 | 50.2 |

SOURCES: D O E : INTERNATIONAL PETROLEUM ANNUAL
O E C D : QUARTERLY OIL STATISTICS
U N : WORLD ENERGY SUPPLIES

DOMESTIC DEMAND FOR REFINED PRODUCTS: IRELAND
(THOUSAND OF BARRELS)

| YEAR | GASOLINE | KEROSENE | DISTILL. | RESIDUALS | OTHERS | TOTAL |
|------|----------|----------|----------|-----------|--------|-------|
| 60 | 2932 | 1197 | 1844 | 2727 | 204 | 8903 |
| 61 | 2973 | 1608 | 2191 | 3396 | 195 | 10363 |
| 62 | 3064 | 1492 | 2368 | 4770 | 834 | 13187 |
| 63 | 3132 | 1523 | 2425 | 5353 | 950 | 14088 |
| 64 | 3258 | 1662 | 2813 | 6986 | 1086 | 16496 |
| 65 | 3530 | 869 | 3028 | 8072 | 1249 | 17492 |
| 66 | 3717 | 1142 | 3417 | 8844 | 1230 | 19099 |
| 67 | 4013 | 1150 | 4088 | 10422 | 1926 | 22233 |
| 68 | 4395 | 1259 | 4282 | 10203 | 1552 | 22404 |
| 69 | 4872 | 1164 | 5140 | 11462 | 2299 | 25687 |
| 70 | 5263 | 2952 | 6035 | 13567 | 2761 | 31296 |
| 71 | 5679 | 3499 | 6751 | 16284 | 3349 | 36324 |
| 72 | 6044 | 3315 | 7512 | 16144 | 1242 | 35034 |
| 73 | 6737 | 3276 | 8680 | 16160 | 3311 | 38484 |
| 74 | 8665 | 2695 | 8026 | 17214 | 1990 | 39391 |
| 75 | 8981 | 2622 | 8027 | 15401 | 1752 | 37619 |
| 76 | 6945 | 3133 | 8303 | 16843 | 3962 | 39186 |
| 77 | 7379 | 3184 | 9213 | 17269 | 4319 | 41364 |
| 78 | 8314 | 3215 | 10384 | 17729 | 4586 | 44228 |
| 79 | 8347 | 3286 | 10310 | 19414 | 4843 | 46199 |
| 80 | 8662 | 2419 | 9646 | 17309 | 4296 | 42332 |
| 81 | 8670 | 2149 | 9489 | 14199 | 3940 | 38447 |

DISTRIBUTION OF THE MAIN GROUPS (PERCENTAGES)

| YEAR | GASOLINE | KEROSENE | DISTILL. | RESIDUALS |
|------|----------|----------|----------|-----------|
| 60 | 33.7 | 13.8 | 21.2 | 31.4 |
| 61 | 29.2 | 15.8 | 21.5 | 33.4 |
| 62 | 26.2 | 12.8 | 20.2 | 40.8 |
| 63 | 25.2 | 12.2 | 19.5 | 43.1 |
| 64 | 22.1 | 11.3 | 19.1 | 47.5 |
| 65 | 22.8 | 5.6 | 19.5 | 52.1 |
| 66 | 21.7 | 6.7 | 20.0 | 51.7 |
| 67 | 20.4 | 5.8 | 20.8 | 53.0 |
| 68 | 21.8 | 6.3 | 21.3 | 50.7 |
| 69 | 21.5 | 5.1 | 22.7 | 50.6 |
| 70 | 18.9 | 10.6 | 21.7 | 48.8 |
| 71 | 17.6 | 10.9 | 21.0 | 50.6 |
| 72 | 18.3 | 10.0 | 22.8 | 48.9 |
| 73 | 19.3 | 9.4 | 24.9 | 46.4 |
| 74 | 23.7 | 7.4 | 21.9 | 47.0 |
| 75 | 25.6 | 7.5 | 22.9 | 44.0 |
| 76 | 19.7 | 8.9 | 23.6 | 47.8 |
| 77 | 19.9 | 8.6 | 24.9 | 46.6 |
| 78 | 21.0 | 8.1 | 26.2 | 44.7 |
| 79 | 20.2 | 7.9 | 24.9 | 46.9 |
| 80 | 22.8 | 6.4 | 25.4 | 45.5 |
| 81 | 25.1 | 6.2 | 27.5 | 41.1 |

SOURCES: D O E : INTERNATIONAL PETROLEUM ANNUAL
O E C D : QUARTERLY OIL STATISTICS
U N : WORLD ENERGY SUPPLIES

DOMESTIC DEMAND FOR REFINED PRODUCTS: ITALY
(THOUSAND OF BARRELS)

| YEAR | GASOLINE | KEROSENE | DISTILL. | RESIDUALS | OTHERS | TOTAL |
|------|----------|----------|----------|-----------|--------|--------|
| 60 | 23008 | 4406 | 23187 | 97744 | 25474 | 173819 |
| 61 | 28301 | 6014 | 27315 | 118975 | 29529 | 210133 |
| 62 | 35282 | 6422 | 28912 | 136607 | 16648 | 243673 |
| 63 | 43300 | 6758 | 32297 | 156049 | 19973 | 281162 |
| 64 | 49451 | 8508 | 33597 | 188034 | 20149 | 327710 |
| 65 | 52860 | 9897 | 35290 | 205263 | 23217 | 357946 |
| 66 | 57452 | 11955 | 36481 | 220155 | 25532 | 394065 |
| 67 | 62832 | 14503 | 40120 | 234353 | 37164 | 432874 |
| 68 | 68327 | 17568 | 50098 | 267952 | 63135 | 518783 |
| 69 | 73663 | 28292 | 71184 | 282098 | 94032 | 616886 |
| 70 | 79320 | 26486 | 97898 | 304775 | 96283 | 669694 |
| 71 | 82714 | 32423 | 112795 | 302164 | 110850 | 704913 |
| 72 | 89569 | 29902 | 134265 | 322477 | 117943 | 758822 |
| 73 | 86627 | 48943 | 145326 | 306333 | 139424 | 783521 |
| 74 | 88799 | 28367 | 157301 | 327625 | 107528 | 762829 |
| 75 | 95989 | 22914 | 139698 | 248608 | 38441 | 577625 |
| 76 | 92475 | 28115 | 173087 | 329563 | 142396 | 765636 |
| 77 | 92135 | 23504 | 169275 | 315185 | 125085 | 725183 |
| 78 | 97504 | 21513 | 183322 | 316856 | 112880 | 732076 |
| 79 | 105545 | 21829 | 190185 | 320692 | 113203 | 751455 |
| 80 | 106342 | 18577 | 180726 | 310269 | 113347 | 729261 |
| 81 | 105107 | 18271 | 180017 | 284615 | 117225 | 705235 |

DISTRIBUTION OF THE MAIN GROUPS (PERCENTAGES)

| YEAR | GASOLINE | KEROSENE | DISTILL. | RESIDUALS |
|------|----------|----------|----------|-----------|
| 60 | 15.5 | 3.0 | 15.6 | 65.9 |
| 61 | 15.7 | 3.3 | 15.1 | 65.9 |
| 62 | 17.0 | 3.1 | 14.0 | 65.9 |
| 63 | 18.2 | 2.8 | 13.5 | 65.5 |
| 64 | 17.7 | 3.0 | 12.0 | 67.3 |
| 65 | 17.4 | 3.3 | 11.6 | 67.7 |
| 66 | 17.6 | 3.7 | 11.2 | 67.5 |
| 67 | 17.9 | 4.1 | 11.4 | 66.6 |
| 68 | 16.9 | 4.3 | 12.4 | 66.3 |
| 69 | 16.2 | 6.2 | 15.6 | 62.0 |
| 70 | 15.6 | 5.2 | 19.3 | 59.9 |
| 71 | 15.6 | 6.1 | 21.3 | 57.0 |
| 72 | 15.5 | 5.2 | 23.3 | 56.0 |
| 73 | 14.8 | 8.3 | 24.7 | 52.2 |
| 74 | 14.7 | 4.7 | 26.1 | 54.4 |
| 75 | 18.9 | 4.5 | 27.5 | 49.0 |
| 76 | 14.8 | 4.5 | 27.8 | 52.9 |
| 77 | 15.4 | 3.9 | 28.2 | 52.5 |
| 78 | 15.7 | 3.5 | 29.6 | 51.2 |
| 79 | 16.5 | 3.4 | 29.8 | 50.2 |
| 80 | 17.3 | 3.0 | 29.3 | 50.4 |
| 81 | 17.9 | 3.1 | 30.6 | 48.4 |

SOURCES: D O E : INTERNATIONAL PETROLEUM ANNUAL
O E C D : QUARTERLY OIL STATISTICS
U N : WORLD ENERGY SUPPLIES

DOMESTIC DEMAND FOR REFINED PRODUCTS: LUXEMB.
(THOUSAND OF BARRELS)

| YEAR | GASOLINE | KEROSENE | DISTILL. | RESIDUALS | OTHERS | TOTAL |
|------|----------|----------|----------|-----------|--------|-------|
| 60 | 476 | 8 | 759 | 271 | 93 | 1608 |
| 61 | 561 | 8 | 911 | 324 | 117 | 1921 |
| 62 | 610 | 8 | 930 | 1249 | 431 | 3518 |
| 63 | 584 | 98 | 1323 | 1456 | 490 | 4292 |
| 64 | 645 | 98 | 1468 | 1953 | 618 | 5128 |
| 65 | 808 | 122 | 1982 | 2424 | 875 | 6535 |
| 66 | 858 | 112 | 2396 | 2768 | 755 | 7474 |
| 67 | 986 | 145 | 2898 | 3678 | 926 | 9109 |
| 68 | 995 | 157 | 3099 | 3648 | 896 | 9626 |
| 69 | 1114 | 172 | 3548 | 4486 | 1169 | 11503 |
| 70 | 1133 | 196 | 3832 | 4488 | 1328 | 11816 |
| 71 | 1199 | 207 | 3872 | 4499 | 1468 | 11955 |
| 72 | 1281 | 221 | 4202 | 4683 | 1548 | 12616 |
| 73 | 1384 | 230 | 4994 | 3591 | 2900 | 13160 |
| 74 | 1656 | 331 | 4802 | 4695 | 1771 | 13814 |
| 75 | 1471 | 234 | 4088 | 3709 | 1388 | 11380 |
| 76 | 1743 | 460 | 3879 | 3803 | 513 | 10398 |
| 77 | 1938 | 460 | 3857 | 3576 | 513 | 10344 |
| 78 | 2083 | 492 | 4170 | 3124 | 569 | 10437 |
| 79 | 2389 | 515 | 4282 | 2105 | 561 | 9851 |
| 80 | 2397 | 500 | 3939 | 892 | 649 | 8377 |
| 81 | 2644 | 460 | 3670 | 686 | 637 | 8097 |

DISTRIBUTION OF THE MAIN GROUPS (PERCENTAGES)

| YEAR | GASOLINE | KEROSENE | DISTILL. | RESIDUALS |
|------|----------|----------|----------|-----------|
| 60 | 31.4 | .5 | 50.1 | 17.9 |
| 61 | 31.1 | .4 | 50.5 | 18.0 |
| 62 | 21.8 | .3 | 33.3 | 44.6 |
| 63 | 16.9 | 2.8 | 38.2 | 42.1 |
| 64 | 15.5 | 2.4 | 35.3 | 46.9 |
| 65 | 15.1 | 2.3 | 37.2 | 45.4 |
| 66 | 14.0 | 1.8 | 39.1 | 45.1 |
| 67 | 12.8 | 1.9 | 37.6 | 47.7 |
| 68 | 12.6 | 2.0 | 39.2 | 46.2 |
| 69 | 12.0 | 1.8 | 38.1 | 48.1 |
| 70 | 11.7 | 2.0 | 39.7 | 46.5 |
| 71 | 12.3 | 2.1 | 39.6 | 46.0 |
| 72 | 12.3 | 2.1 | 40.5 | 45.1 |
| 73 | 13.6 | 2.3 | 49.0 | 35.2 |
| 74 | 14.4 | 2.9 | 41.8 | 40.9 |
| 75 | 15.5 | 2.5 | 43.0 | 39.0 |
| 76 | 17.6 | 4.7 | 39.2 | 38.5 |
| 77 | 19.7 | 4.7 | 39.2 | 36.4 |
| 78 | 21.1 | 5.0 | 42.3 | 31.7 |
| 79 | 25.7 | 5.5 | 46.1 | 22.7 |
| 80 | 31.0 | 6.5 | 51.0 | 11.5 |
| 81 | 35.4 | 6.2 | 49.2 | 9.2 |

SOURCES: D O E : INTERNATIONAL PETROLEUM ANNUAL
O E C D : QUARTERLY OIL STATISTICS
U N : WORLD ENERGY SUPPLIES

DOMESTIC DEMAND FOR REFINED PRODUCTS: NORWAY
(THOUSAND OF BARRELS)

| YEAR | GASOLINE | KEROSENE | DISTILL. | RESIDUALS | OTHERS | TOTAL |
|------|----------|----------|----------|-----------|--------|-------|
| 60 | 4049 | 1453 | 9059 | 10195 | 128 | 24884 |
| 61 | 4338 | 1562 | 9703 | 11009 | 552 | 27164 |
| 62 | 5368 | 1604 | 9273 | 10874 | 1744 | 29263 |
| 63 | 5162 | 1551 | 10760 | 13242 | 1785 | 33300 |
| 64 | 5403 | 1661 | 11066 | 13442 | 1535 | 33887 |
| 65 | 6083 | 1735 | 12115 | 13781 | 2357 | 36665 |
| 66 | 6114 | 2466 | 13718 | 15879 | 2688 | 41600 |
| 67 | 6617 | 2604 | 18045 | 13879 | 3118 | 44971 |
| 68 | 6922 | 3248 | 16032 | 15809 | 4400 | 48611 |
| 69 | 7478 | 3838 | 18091 | 17797 | 5004 | 54146 |
| 70 | 7995 | 4644 | 20691 | 18827 | 5779 | 60191 |
| 71 | 8411 | 4793 | 22014 | 16584 | 6031 | 59810 |
| 72 | 8877 | 5511 | 23573 | 15891 | 6287 | 62777 |
| 73 | 9389 | 5132 | 22504 | 12407 | 4185 | 56706 |
| 74 | 9010 | 4746 | 22867 | 11695 | 7910 | 58116 |
| 75 | 8083 | 4991 | 23020 | 11361 | 9300 | 60045 |
| 76 | 12015 | 4565 | 26028 | 14232 | 6168 | 63008 |
| 77 | 12255 | 5014 | 28460 | 12274 | 5979 | 63982 |
| 78 | 12923 | 5216 | 26371 | 12075 | 12116 | 68701 |
| 79 | 13310 | 6532 | 28057 | 13946 | 14820 | 76665 |
| 80 | 12579 | 5168 | 24603 | 11069 | 17673 | 71091 |
| 81 | 12565 | 4288 | 23327 | 9084 | 14882 | 64147 |

DISTRIBUTION OF THE MAIN GROUPS (PERCENTAGES)

| YEAR | GASOLINE | KEROSENE | DISTILL. | RESIDUALS |
|------|----------|----------|----------|-----------|
| 60 | 16.4 | 5.9 | 36.6 | 41.2 |
| 61 | 16.3 | 5.9 | 36.5 | 41.4 |
| 62 | 19.8 | 5.9 | 34.2 | 40.1 |
| 63 | 16.8 | 5.0 | 35.0 | 43.1 |
| 64 | 17.1 | 5.3 | 35.1 | 42.6 |
| 65 | 18.0 | 5.1 | 35.9 | 40.9 |
| 66 | 16.0 | 6.5 | 35.9 | 41.6 |
| 67 | 16.1 | 6.3 | 43.9 | 33.7 |
| 68 | 16.5 | 7.7 | 38.2 | 37.6 |
| 69 | 15.8 | 8.1 | 38.3 | 37.7 |
| 70 | 15.3 | 8.9 | 39.7 | 36.1 |
| 71 | 16.2 | 9.3 | 42.5 | 32.0 |
| 72 | 16.5 | 10.2 | 43.8 | 29.5 |
| 73 | 19.0 | 10.4 | 45.5 | 25.1 |
| 74 | 18.6 | 9.8 | 47.3 | 24.2 |
| 75 | 17.0 | 10.5 | 48.5 | 23.9 |
| 76 | 21.1 | 8.0 | 45.8 | 25.0 |
| 77 | 21.1 | 8.6 | 49.1 | 21.2 |
| 78 | 22.8 | 9.2 | 46.6 | 21.3 |
| 79 | 21.5 | 10.6 | 45.4 | 22.6 |
| 80 | 23.5 | 9.7 | 46.1 | 20.7 |
| 81 | 25.5 | 8.7 | 47.4 | 18.4 |

SOURCES: D O E : INTERNATIONAL PETROLEUM ANNUAL
O E C D : QUARTERLY OIL STATISTICS
U N : WORLD ENERGY SUPPLIES

DOMESTIC DEMAND FOR REFINED PRODUCTS: PORTUGAL
(THOUSAND OF BARRELS)

| YEAR | GASOLINE | KEROSENE | DISTILL. | RESIDUALS | OTHERS | TOTAL |
|------|----------|----------|----------|-----------|--------|-------|
| 60 | 2277 | 1880 | 4042 | 4356 | 921 | 13476 |
| 61 | 2497 | 1243 | 4056 | 5170 | 1164 | 14131 |
| 62 | 2102 | 1886 | 4670 | 4374 | 1603 | 14946 |
| 63 | 3031 | 1345 | 4921 | 4278 | 1977 | 15907 |
| 64 | 2389 | 3356 | 5363 | 6356 | 2721 | 20558 |
| 65 | 2601 | 3700 | 4996 | 5677 | 3154 | 20522 |
| 66 | 2865 | 2620 | 5275 | 6653 | 3530 | 21143 |
| 67 | 3109 | 2823 | 5722 | 7493 | 4004 | 23557 |
| 68 | 3520 | 2414 | 6145 | 8546 | 5303 | 26751 |
| 69 | 3779 | 3671 | 6512 | 7912 | 5449 | 29058 |
| 70 | 4136 | 3931 | 7072 | 10503 | 5930 | 34949 |
| 71 | 4826 | 4142 | 7571 | 13859 | 7014 | 39371 |
| 72 | 5282 | 4790 | 8154 | 14379 | 7404 | 42483 |
| 73 | 5633 | 2841 | 8019 | 12242 | 7311 | 38708 |
| 74 | 6757 | 1883 | 8377 | 15077 | 6531 | 39994 |
| 75 | 6572 | 2777 | 9342 | 16322 | 7549 | 46346 |
| 76 | 6683 | 4182 | 10586 | 22278 | 9745 | 53474 |
| 77 | 6377 | 4657 | 10407 | 21245 | 10154 | 52840 |
| 78 | 6436 | 4941 | 11690 | 21958 | 9990 | 55015 |
| 79 | 6384 | 4847 | 12794 | 24396 | 10419 | 58839 |
| 80 | 6384 | 4532 | 14256 | 27159 | 11230 | 63560 |
| 81 | 6596 | 4161 | 14696 | 29157 | 10832 | 65443 |

DISTRIBUTION OF THE MAIN GROUPS (PERCENTAGES)

| YEAR | GASOLINE | KEROSENE | DISTILL. | RESIDUALS |
|------|----------|----------|----------|-----------|
| 60 | 18.1 | 15.0 | 32.2 | 34.7 |
| 61 | 19.3 | 9.6 | 31.3 | 39.9 |
| 62 | 16.1 | 14.5 | 35.8 | 33.6 |
| 63 | 22.3 | 9.9 | 36.3 | 31.5 |
| 64 | 13.7 | 19.2 | 30.7 | 36.4 |
| 65 | 15.3 | 21.8 | 29.4 | 33.4 |
| 66 | 16.5 | 15.0 | 30.3 | 38.2 |
| 67 | 16.2 | 14.7 | 29.9 | 39.1 |
| 68 | 17.1 | 11.7 | 29.8 | 41.4 |
| 69 | 17.3 | 16.8 | 29.8 | 36.2 |
| 70 | 16.1 | 15.3 | 27.6 | 41.0 |
| 71 | 15.9 | 13.6 | 24.9 | 45.6 |
| 72 | 16.2 | 14.7 | 25.0 | 44.1 |
| 73 | 19.6 | 9.9 | 27.9 | 42.6 |
| 74 | 21.1 | 5.9 | 26.1 | 47.0 |
| 75 | 18.8 | 7.9 | 26.7 | 46.6 |
| 76 | 15.3 | 9.6 | 24.2 | 50.9 |
| 77 | 14.9 | 10.9 | 24.4 | 49.8 |
| 78 | 14.3 | 11.0 | 26.0 | 48.8 |
| 79 | 13.2 | 10.0 | 26.4 | 50.4 |
| 80 | 12.2 | 8.7 | 27.2 | 51.9 |
| 81 | 12.1 | 7.6 | 26.9 | 53.4 |

SOURCES: D O E : INTERNATIONAL PETROLEUM ANNUAL
O E C D : QUARTERLY OIL STATISTICS
U N : WORLD ENERGY SUPPLIES

DOMESTIC DEMAND FOR REFINED PRODUCTS: SPAIN
(THOUSAND OF BARRELS)

| YEAR | GASOLINE | KEROSENE | DISTILL. | RESIDUALS | OTHERS | TOTAL |
|------|----------|----------|----------|-----------|--------|--------|
| 60 | 5312 | 3046 | 12190 | 29863 | 2068 | 52479 |
| 61 | 7736 | 2976 | 16239 | 37185 | 3900 | 68035 |
| 62 | 7372 | 3089 | 12588 | 21516 | 12339 | 53477 |
| 63 | 6153 | 3446 | 11834 | 21640 | 3540 | 51385 |
| 64 | 9644 | 3756 | 13872 | 21374 | 4845 | 56291 |
| 65 | 11658 | 4699 | 21006 | 37738 | 10547 | 91189 |
| 66 | 13198 | 5136 | 26439 | 48462 | 14680 | 112943 |
| 67 | 15560 | 4917 | 29389 | 51548 | 22266 | 131908 |
| 68 | 18400 | 6058 | 34032 | 70543 | 27825 | 166911 |
| 69 | 21374 | 7381 | 41467 | 73932 | 23952 | 178988 |
| 70 | 24351 | 12531 | 39858 | 90010 | 34481 | 205670 |
| 71 | 36761 | 13975 | 39668 | 90083 | 25763 | 220611 |
| 72 | 30607 | 17478 | 46438 | 102157 | 37284 | 244561 |
| 73 | 36160 | 17068 | 55729 | 124241 | 23335 | 271533 |
| 74 | 33931 | 14401 | 52719 | 118928 | 46316 | 283739 |
| 75 | 37039 | 17742 | 54792 | 141064 | 38274 | 305994 |
| 76 | 39554 | 16990 | 68148 | 162340 | 49723 | 358787 |
| 77 | 43733 | 20308 | 72466 | 145847 | 75465 | 357819 |
| 78 | 46597 | 20787 | 79121 | 151149 | 80752 | 378407 |
| 79 | 49888 | 21679 | 86834 | 151289 | 86593 | 396283 |
| 80 | 48957 | 16920 | 82910 | 157376 | 85399 | 391562 |
| 81 | 45573 | 15878 | 79031 | 143863 | 85390 | 369735 |

DISTRIBUTION OF THE MAIN GROUPS (PERCENTAGES)

| YEAR | GASOLINE | KEROSENE | DISTILL. | RESIDUALS |
|------|----------|----------|----------|-----------|
| 60 | 10.5 | 6.0 | 24.2 | 59.2 |
| 61 | 12.1 | 4.6 | 25.3 | 58.0 |
| 62 | 16.5 | 6.9 | 28.2 | 48.3 |
| 63 | 14.3 | 8.0 | 27.5 | 50.2 |
| 64 | 19.8 | 7.7 | 28.5 | 43.9 |
| 65 | 15.5 | 6.3 | 28.0 | 50.2 |
| 66 | 14.2 | 5.5 | 28.4 | 52.0 |
| 67 | 15.3 | 4.8 | 29.0 | 50.8 |
| 68 | 14.3 | 4.7 | 26.4 | 54.7 |
| 69 | 14.8 | 5.1 | 28.8 | 51.3 |
| 70 | 14.6 | 7.5 | 23.9 | 54.0 |
| 71 | 20.4 | 7.7 | 22.0 | 49.9 |
| 72 | 15.6 | 8.9 | 23.6 | 51.9 |
| 73 | 15.5 | 7.3 | 23.9 | 53.3 |
| 74 | 15.4 | 6.5 | 24.0 | 54.1 |
| 75 | 14.8 | 7.1 | 21.9 | 56.3 |
| 76 | 13.8 | 5.9 | 23.7 | 56.6 |
| 77 | 15.5 | 7.2 | 25.7 | 51.7 |
| 78 | 15.7 | 7.0 | 26.6 | 50.8 |
| 79 | 16.1 | 7.0 | 28.0 | 48.9 |
| 80 | 16.0 | 5.5 | 27.1 | 51.4 |
| 81 | 16.0 | 5.6 | 27.8 | 50.6 |

SOURCES: D O E : INTERNATIONAL PETROLEUM ANNUAL
O E C D : QUARTERLY OIL STATISTICS
U N : WORLD ENERGY SUPPLIES

DOMESTIC DEMAND FOR REFINED PRODUCTS: SWEDEN
(THOUSAND OF BARRELS)

| YEAR | GASOLINE | KEROSENE | DISTILL. | RESIDUALS | OTHERS | TOTAL |
|------|----------|----------|----------|-----------|--------|--------|
| 60 | 15617 | 3193 | 34588 | 38648 | 2227 | 94274 |
| 61 | 16818 | 2300 | 37263 | 36642 | 2848 | 95871 |
| 62 | 19032 | 3278 | 41532 | 40157 | 2920 | 107763 |
| 63 | 19590 | 3597 | 45651 | 42554 | 3350 | 115578 |
| 64 | 22430 | 2760 | 50022 | 47349 | 6500 | 130171 |
| 65 | 21852 | 2441 | 50362 | 54811 | 5895 | 137968 |
| 66 | 24538 | 3199 | 64326 | 61442 | 8286 | 163632 |
| 67 | 20434 | 4543 | 53235 | 61332 | 9480 | 152999 |
| 68 | 21420 | 5155 | 59433 | 73793 | 9831 | 176812 |
| 69 | 22559 | 5058 | 64141 | 84942 | 12126 | 196034 |
| 70 | 23469 | 5476 | 70169 | 98622 | 13124 | 216207 |
| 71 | 24004 | 4777 | 68311 | 86953 | 15654 | 204322 |
| 72 | 24973 | 5173 | 70281 | 88005 | 17337 | 210009 |
| 73 | 29761 | 4283 | 74412 | 82718 | 10763 | 205749 |
| 74 | 25438 | 4704 | 70374 | 83869 | 14289 | 204175 |
| 75 | 27309 | 5894 | 68110 | 85369 | 14000 | 203532 |
| 76 | 31374 | 2478 | 71094 | 88232 | 12001 | 205178 |
| 77 | 32574 | 2717 | 68237 | 80979 | 11874 | 196381 |
| 78 | 33308 | 3002 | 68147 | 74805 | 15649 | 194912 |
| 79 | 32597 | 3240 | 69654 | 73973 | 18527 | 197991 |
| 80 | 31782 | 2746 | 61970 | 68804 | 16295 | 181598 |
| 81 | 31412 | 2864 | 57808 | 57123 | 13917 | 163123 |

DISTRIBUTION OF THE MAIN GROUPS (PERCENTAGES)

| YEAR | GASOLINE | KEROSENE | DISTILL. | RESIDUALS |
|------|----------|----------|----------|-----------|
| 60 | 17.0 | 3.5 | 37.6 | 42.0 |
| 61 | 18.1 | 2.5 | 40.1 | 39.4 |
| 62 | 18.3 | 3.2 | 39.9 | 38.6 |
| 63 | 17.6 | 3.2 | 41.0 | 38.2 |
| 64 | 18.3 | 2.3 | 40.8 | 38.6 |
| 65 | 16.9 | 1.9 | 38.9 | 42.3 |
| 66 | 16.0 | 2.1 | 41.9 | 40.0 |
| 67 | 14.6 | 3.3 | 38.1 | 44.0 |
| 68 | 13.4 | 3.2 | 37.2 | 46.2 |
| 69 | 12.8 | 2.9 | 36.3 | 48.1 |
| 70 | 11.9 | 2.8 | 35.5 | 49.9 |
| 71 | 13.0 | 2.6 | 37.1 | 47.2 |
| 72 | 13.3 | 2.7 | 37.3 | 46.7 |
| 73 | 15.6 | 2.2 | 38.9 | 43.3 |
| 74 | 13.8 | 2.6 | 38.2 | 45.5 |
| 75 | 14.6 | 3.2 | 36.5 | 45.7 |
| 76 | 16.2 | 1.3 | 36.8 | 45.7 |
| 77 | 17.7 | 1.5 | 37.0 | 43.9 |
| 78 | 18.6 | 1.7 | 38.0 | 41.7 |
| 79 | 18.2 | 1.8 | 38.8 | 41.2 |
| 80 | 19.2 | 1.7 | 37.5 | 41.6 |
| 81 | 21.1 | 1.9 | 38.7 | 38.3 |

SOURCES: D O E : INTERNATIONAL PETROLEUM ANNUAL
O E C D : QUARTERLY OIL STATISTICS
U N : WORLD ENERGY SUPPLIES

DOMESTIC DEMAND FOR REFINED PRODUCTS: SWITZERL.
(THOUSAND OF BARRELS)

| YEAR | GASOLINE | KEROSENE | DISTILL. | RESIDUALS | OTHERS | TOTAL |
|------|----------|----------|----------|-----------|--------|--------|
| 60 | 7187 | 777 | 2711 | 15597 | 82 | 26354 |
| 61 | 9490 | 1158 | 3297 | 16133 | 23 | 30101 |
| 62 | 8995 | 129 | 22262 | 2351 | 1753 | 35490 |
| 63 | 10987 | 1875 | 26744 | 7166 | 2361 | 49233 |
| 64 | 12556 | 2044 | 29703 | 5907 | 2542 | 53333 |
| 65 | 12867 | 2178 | 33734 | 7612 | 3299 | 60483 |
| 66 | 13777 | 2524 | 34801 | 7852 | 3812 | 64421 |
| 67 | 14771 | 2860 | 34734 | 11089 | 4816 | 70391 |
| 68 | 15349 | 3268 | 38949 | 12527 | 4896 | 77913 |
| 69 | 16431 | 3652 | 43529 | 13693 | 5035 | 84502 |
| 70 | 18050 | 4476 | 48169 | 15338 | 5676 | 95051 |
| 71 | 20089 | 4404 | 51340 | 15831 | 6017 | 100509 |
| 72 | 21006 | 5293 | 51713 | 16377 | 6130 | 103519 |
| 73 | 23063 | 5396 | 58195 | 17076 | 5187 | 110504 |
| 74 | 21240 | 4856 | 29125 | 33132 | 9744 | 100462 |
| 75 | 21964 | 4975 | 16143 | 40350 | 10900 | 96208 |
| 76 | 20785 | 5382 | 54943 | 11002 | 6989 | 99101 |
| 77 | 22009 | 6088 | 53332 | 11582 | 7010 | 100021 |
| 78 | 22239 | 6081 | 56502 | 10902 | 7121 | 102845 |
| 79 | 22120 | 6017 | 52809 | 10130 | 7782 | 98858 |
| 80 | 23386 | 6104 | 53249 | 8465 | 7889 | 99094 |
| 81 | 24296 | 5787 | 47378 | 7146 | 7193 | 91800 |

DISTRIBUTION OF THE MAIN GROUPS (PERCENTAGES)

| YEAR | GASOLINE | KEROSENE | DISTILL. | RESIDUALS |
|------|----------|----------|----------|-----------|
| 60 | 27.4 | 3.0 | 10.3 | 59.4 |
| 61 | 31.6 | 3.8 | 11.0 | 53.6 |
| 62 | 26.7 | .4 | 66.0 | 7.0 |
| 63 | 23.5 | 4.0 | 57.2 | 15.3 |
| 64 | 25.0 | 4.1 | 59.2 | 11.8 |
| 65 | 22.8 | 3.9 | 59.8 | 13.5 |
| 66 | 23.4 | 4.3 | 59.0 | 13.3 |
| 67 | 23.3 | 4.5 | 54.7 | 17.5 |
| 68 | 21.9 | 4.7 | 55.6 | 17.9 |
| 69 | 21.3 | 4.7 | 56.3 | 17.7 |
| 70 | 21.0 | 5.2 | 56.0 | 17.8 |
| 71 | 21.9 | 4.8 | 56.0 | 17.3 |
| 72 | 22.3 | 5.6 | 54.8 | 17.4 |
| 73 | 22.2 | 5.2 | 56.1 | 16.5 |
| 74 | 24.0 | 5.5 | 33.0 | 37.5 |
| 75 | 26.3 | 6.0 | 19.3 | 48.4 |
| 76 | 22.6 | 5.8 | 59.6 | 11.9 |
| 77 | 23.7 | 6.5 | 57.3 | 12.5 |
| 78 | 23.2 | 6.4 | 59.0 | 11.4 |
| 79 | 24.3 | 6.6 | 58.0 | 11.1 |
| 80 | 25.6 | 6.7 | 58.4 | 9.3 |
| 81 | 28.7 | 6.8 | 56.0 | 8.4 |

SOURCES: D O E : INTERNATIONAL PETROLEUM ANNUAL
O E C D : QUARTERLY OIL STATISTICS
U N : WORLD ENERGY SUPPLIES

DOMESTIC DEMAND FOR REFINED PRODUCTS: U.K.
(THOUSAND OF BARRELS)

| YEAR | GASOLINE | KEROSENE | DISTILL. | RESIDUALS | OTHERS | TOTAL |
|------|----------|----------|----------|-----------|--------|--------|
| 60 | 72633 | 25346 | 52598 | 151485 | 43784 | 345846 |
| 61 | 77271 | 26977 | 61968 | 162091 | 55543 | 383850 |
| 62 | 86175 | 21708 | 62583 | 166638 | 44705 | 413345 |
| 63 | 83206 | 30866 | 72470 | 181721 | 58301 | 462175 |
| 64 | 91390 | 29377 | 78561 | 196077 | 69040 | 498737 |
| 65 | 97552 | 31472 | 86619 | 214914 | 82103 | 545170 |
| 66 | 104664 | 31292 | 93713 | 225436 | 85135 | 577034 |
| 67 | 105520 | 37078 | 93668 | 207113 | 118532 | 598534 |
| 68 | 111537 | 40962 | 108550 | 237849 | 126345 | 665925 |
| 69 | 115221 | 43865 | 121757 | 258257 | 140795 | 723954 |
| 70 | 121710 | 46888 | 133858 | 288523 | 124160 | 761883 |
| 71 | 127809 | 50256 | 137864 | 295333 | 107641 | 764006 |
| 72 | 135769 | 46966 | 174124 | 290233 | 110314 | 818182 |
| 73 | 144501 | 59134 | 176434 | 280204 | 123412 | 839996 |
| 74 | 140644 | 51780 | 148534 | 275002 | 111960 | 780189 |
| 75 | 137580 | 51291 | 153333 | 212046 | 84156 | 683249 |
| 76 | 143908 | 52101 | 144030 | 224196 | 129183 | 693417 |
| 77 | 147879 | 53442 | 152326 | 218561 | 127780 | 699988 |
| 78 | 156402 | 56340 | 151520 | 222004 | 118231 | 704498 |
| 79 | 159249 | 57903 | 155056 | 217935 | 120013 | 710157 |
| 80 | 162911 | 53427 | 137264 | 162391 | 94169 | 610162 |
| 81 | 159414 | 49790 | 130281 | 133160 | 98661 | 571307 |

DISTRIBUTION OF THE MAIN GROUPS (PERCENTAGES)

| YEAR | GASOLINE | KEROSENE | DISTILL. | RESIDUALS |
|------|----------|----------|----------|-----------|
| 60 | 24.0 | 8.4 | 17.4 | 50.2 |
| 61 | 23.5 | 8.2 | 18.9 | 49.4 |
| 62 | 25.6 | 6.4 | 18.6 | 49.4 |
| 63 | 22.6 | 8.4 | 19.7 | 49.3 |
| 64 | 23.1 | 7.4 | 19.9 | 49.6 |
| 65 | 22.7 | 7.3 | 20.1 | 49.9 |
| 66 | 23.0 | 6.9 | 20.6 | 49.5 |
| 67 | 23.8 | 8.4 | 21.1 | 46.7 |
| 68 | 22.4 | 8.2 | 21.8 | 47.7 |
| 69 | 21.4 | 8.1 | 22.6 | 47.9 |
| 70 | 20.6 | 7.9 | 22.7 | 48.8 |
| 71 | 20.9 | 8.2 | 22.6 | 48.3 |
| 72 | 21.0 | 7.3 | 26.9 | 44.9 |
| 73 | 21.9 | 9.0 | 26.7 | 42.4 |
| 74 | 22.8 | 8.4 | 24.1 | 44.6 |
| 75 | 24.8 | 9.3 | 27.7 | 38.3 |
| 76 | 25.5 | 9.2 | 25.5 | 39.7 |
| 77 | 25.8 | 9.3 | 26.6 | 38.2 |
| 78 | 26.7 | 9.6 | 25.8 | 37.9 |
| 79 | 27.0 | 9.8 | 26.3 | 36.9 |
| 80 | 31.6 | 10.4 | 26.6 | 31.5 |
| 81 | 33.7 | 10.5 | 27.6 | 28.2 |

SOURCES: D O E : INTERNATIONAL PETROLEUM ANNUAL
O E C D : QUARTERLY OIL STATISTICS
U N : WORLD ENERGY SUPPLIES

DOMESTIC DEMAND FOR REFINED PRODUCTS: U.S.A.
(THOUSAND OF BARRELS)

| YEAR | GASOLINE | KEROSENE | DISTILL. | RESIDUALS | OTHERS | TOTAL |
|------|----------|----------|----------|-----------|---------|---------|
| 60 | 1471905 | 231997 | 682664 | 555358 | 546410 | 3488334 |
| 61 | 1480686 | 246091 | 719920 | 544694 | 564156 | 3555547 |
| 62 | 1583404 | 276421 | 732085 | 545382 | 595873 | 3733165 |
| 63 | 1634927 | 288807 | 747221 | 541341 | 538069 | 3854463 |
| 64 | 1704114 | 296990 | 749006 | 513343 | 563022 | 3974477 |
| 65 | 1720156 | 318169 | 775989 | 586433 | 620596 | 4125867 |
| 66 | 1793381 | 345502 | 797380 | 626430 | 666947 | 4348280 |
| 67 | 1842686 | 400848 | 818150 | 651885 | 765863 | 4584526 |
| 68 | 1956000 | 452312 | 874539 | 668239 | 751728 | 4901789 |
| 69 | 2042546 | 462100 | 900262 | 721924 | 821132 | 5159930 |
| 70 | 2131252 | 448952 | 927211 | 804288 | 939047 | 5364473 |
| 71 | 2213168 | 457543 | 971320 | 837869 | 968827 | 5554909 |
| 72 | 2350703 | 468342 | 1066110 | 925647 | 1066150 | 5990316 |
| 73 | 2452687 | 465542 | 1128714 | 1030177 | 1139343 | 6317303 |
| 74 | 2402392 | 426952 | 1015916 | 963216 | 1136241 | 6078239 |
| 75 | 2450296 | 423280 | 1039841 | 887963 | 1063007 | 5946176 |
| 76 | 2574361 | 356544 | 1157471 | 1053798 | 1360464 | 6502638 |
| 77 | 2641633 | 371415 | 1236674 | 1133159 | 1450747 | 6833628 |
| 78 | 2728719 | 454712 | 1264865 | 1153232 | 1497417 | 7098946 |
| 79 | 2585256 | 476057 | 1219598 | 1057208 | 1556277 | 6894397 |
| 80 | 2429402 | 461352 | 1064639 | 942064 | 1483808 | 6381265 |
| 81 | 2391691 | 430824 | 987383 | 789996 | 1415868 | 6015762 |

DISTRIBUTION OF THE MAIN GROUPS (PERCENTAGES)

| YEAR | GASOLINE | KEROSENE | DISTILL. | RESIDUALS |
|------|----------|----------|----------|-----------|
| 60 | 50.0 | 7.9 | 23.2 | 18.9 |
| 61 | 49.5 | 8.2 | 24.1 | 18.2 |
| 62 | 50.5 | 8.8 | 23.3 | 17.4 |
| 63 | 50.9 | 9.0 | 23.3 | 16.9 |
| 64 | 52.2 | 9.1 | 23.0 | 15.7 |
| 65 | 50.6 | 9.4 | 22.8 | 17.2 |
| 66 | 50.3 | 9.7 | 22.4 | 17.6 |
| 67 | 49.6 | 10.8 | 22.0 | 17.6 |
| 68 | 49.5 | 11.4 | 22.1 | 16.9 |
| 69 | 49.5 | 11.2 | 21.8 | 17.5 |
| 70 | 49.4 | 10.4 | 21.5 | 18.7 |
| 71 | 49.4 | 10.2 | 21.7 | 18.7 |
| 72 | 48.9 | 9.7 | 22.2 | 19.2 |
| 73 | 48.3 | 9.2 | 22.2 | 20.3 |
| 74 | 50.0 | 8.9 | 21.1 | 20.0 |
| 75 | 51.0 | 8.8 | 21.7 | 18.5 |
| 76 | 50.1 | 6.9 | 22.5 | 20.5 |
| 77 | 49.1 | 6.9 | 23.0 | 21.1 |
| 78 | 48.7 | 8.1 | 22.6 | 20.6 |
| 79 | 48.4 | 8.9 | 22.8 | 19.8 |
| 80 | 49.6 | 9.4 | 21.7 | 19.2 |
| 81 | 52.0 | 9.4 | 21.5 | 17.2 |

SOURCES: D O E : INTERNATIONAL PETROLEUM ANNUAL
O E C D : QUARTERLY OIL STATISTICS
U N : WORLD ENERGY SUPPLIES

DOMESTIC DEMAND FOR REFINED PRODUCTS: CANADA
(THOUSAND OF BARRELS)

| YEAR | GASOLINE | KEROSENE | DISTILL. | RESIDUALS | OTHERS | TOTAL |
|------|----------|----------|----------|-----------|--------|--------|
| 60 | 103533 | 24374 | 84765 | 57025 | 34134 | 303830 |
| 61 | 102201 | 24188 | 85054 | 55721 | 32165 | 299328 |
| 62 | 112302 | 23620 | 95782 | 56625 | 27204 | 335065 |
| 63 | 118894 | 25433 | 101101 | 59326 | 32640 | 358354 |
| 64 | 123207 | 25634 | 106965 | 69695 | 39344 | 386218 |
| 65 | 130261 | 27514 | 114958 | 79428 | 41244 | 416873 |
| 66 | 138032 | 28830 | 119103 | 84331 | 43742 | 439664 |
| 67 | 145006 | 31200 | 125287 | 91804 | 37976 | 456663 |
| 68 | 156390 | 33099 | 136007 | 99687 | 39302 | 491813 |
| 69 | 162418 | 35099 | 145278 | 104633 | 42562 | 517555 |
| 70 | 171091 | 36259 | 150093 | 109687 | 45994 | 542386 |
| 71 | 178727 | 37188 | 155342 | 109914 | 46641 | 559038 |
| 72 | 185984 | 38595 | 165462 | 110901 | 50593 | 591306 |
| 73 | 207581 | 39090 | 170494 | 112686 | 55625 | 622922 |
| 74 | 213252 | 40410 | 176995 | 111522 | 54986 | 635142 |
| 75 | 218757 | 40005 | 170108 | 98694 | 54390 | 618363 |
| 76 | 226506 | 39459 | 179726 | 119767 | 88965 | 654422 |
| 77 | 229746 | 37571 | 172721 | 119214 | 103134 | 662385 |
| 78 | 235868 | 37197 | 181472 | 110896 | 121343 | 686775 |
| 79 | 255995 | 29389 | 186388 | 112687 | 133491 | 717950 |
| 80 | 258391 | 27479 | 186627 | 106846 | 125781 | 705125 |
| 81 | 250358 | 32105 | 170886 | 97229 | 120861 | 671440 |

DISTRIBUTION OF THE MAIN GROUPS (PERCENTAGES)

| YEAR | GASOLINE | KEROSENE | DISTILL. | RESIDUALS |
|------|----------|----------|----------|-----------|
| 60 | 38.4 | 9.0 | 31.4 | 21.1 |
| 61 | 38.3 | 9.1 | 31.8 | 20.9 |
| 62 | 38.9 | 8.2 | 33.2 | 19.6 |
| 63 | 39.0 | 8.3 | 33.2 | 19.5 |
| 64 | 37.9 | 7.9 | 32.9 | 21.4 |
| 65 | 37.0 | 7.8 | 32.6 | 22.6 |
| 66 | 37.3 | 7.8 | 32.2 | 22.8 |
| 67 | 36.9 | 7.9 | 31.9 | 23.3 |
| 68 | 36.8 | 7.8 | 32.0 | 23.4 |
| 69 | 36.3 | 7.8 | 32.5 | 23.4 |
| 70 | 36.6 | 7.8 | 32.1 | 23.5 |
| 71 | 37.1 | 7.7 | 32.3 | 22.8 |
| 72 | 37.1 | 7.7 | 33.0 | 22.1 |
| 73 | 39.2 | 7.4 | 32.2 | 21.3 |
| 74 | 39.3 | 7.5 | 32.6 | 20.6 |
| 75 | 41.5 | 7.6 | 32.2 | 18.7 |
| 76 | 40.1 | 7.0 | 31.8 | 21.2 |
| 77 | 41.1 | 6.7 | 30.9 | 21.3 |
| 78 | 41.7 | 6.6 | 32.1 | 19.6 |
| 79 | 43.8 | 5.0 | 31.9 | 19.3 |
| 80 | 44.6 | 4.7 | 32.2 | 18.4 |
| 81 | 45.5 | 5.8 | 31.0 | 17.7 |

SOURCES: D O E : INTERNATIONAL PETROLEUM ANNUAL
O E C D : QUARTERLY OIL STATISTICS
U N : WORLD ENERGY SUPPLIES

DOMESTIC DEMAND FOR REFINED PRODUCTS: JAPAN
(THOUSAND OF BARRELS)

| YEAR | GASOLINE | KEROSENE | DISTILL. | RESIDUALS | OTHERS | TOTAL |
|------|----------|----------|----------|-----------|--------|---------|
| 60 | 36252 | 14701 | 29686 | 120458 | 10591 | 211688 |
| 61 | 43623 | 18306 | 37639 | 164447 | 14550 | 278566 |
| 62 | 48243 | 20470 | 46098 | 174229 | 25233 | 326139 |
| 63 | 55626 | 25606 | 54938 | 228107 | 50673 | 437432 |
| 64 | 60966 | 31936 | 63547 | 278336 | 79487 | 543561 |
| 65 | 65566 | 38057 | 71121 | 327254 | 100751 | 636197 |
| 66 | 75027 | 45643 | 81943 | 359067 | 134710 | 722376 |
| 67 | 87067 | 59620 | 47418 | 486693 | 157571 | 861543 |
| 68 | 99395 | 63246 | 103107 | 421852 | 171702 | 881101 |
| 69 | 113545 | 88407 | 124644 | 589181 | 228085 | 1186173 |
| 70 | 127055 | 108065 | 145813 | 625534 | 353332 | 1404140 |
| 71 | 140563 | 116057 | 85466 | 778384 | 352154 | 1525274 |
| 72 | 152862 | 126123 | 191244 | 694885 | 365976 | 1597273 |
| 73 | 170842 | 158558 | 115459 | 920276 | 412853 | 1851001 |
| 74 | 168342 | 155664 | 233796 | 772203 | 410197 | 1810320 |
| 75 | 180468 | 154731 | 292426 | 628204 | 307071 | 1643235 |
| 76 | 189458 | 172095 | 236930 | 688797 | 774466 | 2061745 |
| 77 | 196884 | 174892 | 247254 | 690982 | 821917 | 2131930 |
| 78 | 208658 | 189686 | 269231 | 656323 | 825716 | 2149614 |
| 79 | 216465 | 187675 | 281787 | 656543 | 856794 | 2199264 |
| 80 | 216578 | 180624 | 274252 | 574658 | 779872 | 2025984 |
| 81 | 224846 | 192737 | 277326 | 507166 | 714550 | 1916625 |

DISTRIBUTION OF THE MAIN GROUPS (PERCENTAGES)


| YEAR | GASOLINE | KEROSENE | DISTILL. | RESIDUALS |
|------|----------|----------|----------|-----------|
| 60 | 18.0 | 7.3 | 14.8 | 59.9 |
| 61 | 16.5 | 6.9 | 14.3 | 62.3 |
| 62 | 16.7 | 7.1 | 15.9 | 60.3 |
| 63 | 15.3 | 7.0 | 15.1 | 62.6 |
| 64 | 14.0 | 7.3 | 14.6 | 64.0 |
| 65 | 13.2 | 7.6 | 14.1 | 65.1 |
| 66 | 13.4 | 8.1 | 14.6 | 63.9 |
| 67 | 12.8 | 8.8 | 7.0 | 71.5 |
| 68 | 14.5 | 9.2 | 15.0 | 61.4 |
| 69 | 12.4 | 9.7 | 13.6 | 64.3 |
| 70 | 12.6 | 10.7 | 14.5 | 62.2 |
| 71 | 12.5 | 10.4 | 7.6 | 69.5 |
| 72 | 13.1 | 10.8 | 16.4 | 59.6 |
| 73 | 12.5 | 11.6 | 8.5 | 67.4 |
| 74 | 12.7 | 11.7 | 17.6 | 58.1 |
| 75 | 14.4 | 12.3 | 23.3 | 50.0 |
| 76 | 14.7 | 13.4 | 18.4 | 53.5 |
| 77 | 15.0 | 13.4 | 18.9 | 52.7 |
| 78 | 15.8 | 14.3 | 20.3 | 49.6 |
| 79 | 16.1 | 14.0 | 21.0 | 48.9 |
| 80 | 17.4 | 14.5 | 22.0 | 46.1 |
| 81 | 18.7 | 16.0 | 23.1 | 42.2 |

SOURCES: D O E : INTERNATIONAL PETROLEUM ANNUAL
O E C D : QUARTERLY OIL STATISTICS
U N : WORLD ENERGY SUPPLIES

ANNEX 2

DESCRIPTION OF THE PRICE QUOTATIONS

Austria
Belgium
Denmark
Finland
France
Germany, F.R.
Holland
Ireland
Italy
Luxembourg
Norway
Portugal
Spain
Sweden
Switzerland
United Kingdom
United States
Canada
Japan



COUNTRY: AUSTRIA -

RETAIL QUOTATIONS

| CODE | PRODUCT | TYPE OF PRICE QUOTATION | SOURCE | OBSERVATIONS: | |
|--------|----------------------|-------------------------|-----------------|---------------|----------|
| | | | | FIRST | LAST |
| DOI DH | DOMESTIC HEATING OIL | RETAIL | PETROLEUM TIMES | 80.12.31 | 83.03.17 |
| GOI | GAS OIL | RETAIL, HIGH REGION | PETROLEUM TIMES | 61.01.16 | 83.03.16 |
| KEO | KEROSENE | RETAIL, MAXIMUM | PETROLEUM TIMES | 61.01.16 | 74.02.23 |
| PMG | PREMIUM GASOLINE | RETAIL | PETROLEUM TIMES | 61.01.16 | 82.03.16 |
| RMG | REGULAR GASOLINE | RETAIL | PETROLEUM TIMES | 61.01.16 | 82.03.16 |

WHOLESALE

| CODE | PRODUCT | TYPE OF PRICE QUOTATION | SOURCE | OBSERVATIONS: | |
|--------|------------------|-------------------------|-----------------|---------------|----------|
| | | | | FIRST | LAST |
| F05 HE | FUEL OIL HEAVY | EX REFINERY | DIRECT | 70.09.25 | 83.03.16 |
| GOI | GAS OIL | BULK BY RAIL TANK WAGON | PETROLEUM TIMES | 61.01.16 | 83.03.16 |
| KEO | KEROSENE | BULK BY RAIL TANK WAGON | PETROLEUM TIMES | 61.01.16 | 74.02.23 |
| PMG | PREMIUM GASOLINE | BULK BY RAIL TANK WAGON | PETROLEUM TIMES | 61.01.16 | 82.03.16 |
| RMG | REGULAR GASOLINE | BULK BY RAIL TANK WAGON | PETROLEUM TIMES | 61.01.16 | 82.03.16 |

COUNTRY: BELGIUM -

RETAIL QUOTATIONS

| CODE | PRODUCT | TYPE OF PRICE QUOTATION | SOURCE | OBSERVATIONS: | |
|--------|----------------------|-----------------------------------|-----------------|---------------|----------|
| | | | | FIRST | LAST |
| DOI AG | AUTOMOTIVE GAS OIL | CONSUMER EX PUMP, HIGH REGION | PETROLEUM TIMES | 79.01.09 | 83.04.06 |
| DOI LI | LIGHT DIESEL OIL | ROAD TANK LORRY, HIGH REGION | PETROLEUM TIMES | 79.01.09 | 83.04.06 |
| FO1 LI | FUEL OIL LIGHT | CONSUMER | PETROLEUM TIMES | 60.01.01 | 64.01.16 |
| FO1 ME | FUEL OIL MEDIUM | ROAD TANK LORRY, HIGH REGION | PETROLEUM TIMES | 79.01.09 | 83.04.06 |
| FO5 HE | FUEL OIL HEAVY | ROAD TANK LORRY, HIGH REGION | PETROLEUM TIMES | 79.01.09 | 83.04.06 |
| FO6 EH | FUEL OIL EXTRA-HEAVY | ROAD TANK LORRY, HIGH REGION | PETROLEUM TIMES | 79.01.09 | 83.04.06 |
| GOI IN | INDUSTRIAL GAS OIL | ROAD TANK LORRY, HIGH REGION | PETROLEUM TIMES | 79.01.09 | 83.04.06 |
| KEO | KEROSENE | ROAD TANK LORRY, HIGH REGION | PETROLEUM TIMES | 79.01.09 | 83.04.06 |
| KEO VA | VAPORIZING OIL | CONSUMER UNSPECIFIED, HIGH REGION | PETROLEUM TIMES | 79.01.09 | 83.04.06 |
| PMG | PREMIUM GASOLINE | CONSUMER EX PUMP | PETROLEUM TIMES | 68.01.15 | 83.04.06 |
| RMG | REGULAR GASOLINE | CONSUMER EX PUMP | PETROLEUM TIMES | 68.01.15 | 83.04.06 |

WHOLESALE

| CODE | PRODUCT | TYPE OF PRICE QUOTATION | SOURCE | OBSERVATIONS: | |
|--------|----------------------|----------------------------------|-----------------|---------------|----------|
| | | | | FIRST | LAST |
| DOI AG | AUTOMOTIVE GAS OIL | CONSUMER EX PUMP, LOW REGION | PETROLEUM TIMES | 79.01.09 | 83.04.06 |
| DOI LI | LIGHT DIESEL OIL | ROAD TANK LORRY, LOW REGION | PETROLEUM TIMES | 79.02.08 | 83.04.06 |
| FO1 LI | FUEL OIL LIGHT | ROAD TANK WAGON | PETROLEUM TIMES | 64.02.14 | 65.08.14 |
| FO1 ME | FUEL OIL MEDIUM | ROAD TANK LORRY, LOW REGION | PETROLEUM TIMES | 79.01.09 | 83.04.06 |
| FO5 HE | FUEL OIL HEAVY | ROAD TANK LORRY, LOW REGION | PETROLEUM TIMES | 79.01.09 | 83.04.06 |
| FO6 EH | FUEL OIL EXTRA-HEAVY | ROAD TANK LORRY, LOW REGION | PETROLEUM TIMES | 79.01.09 | 83.04.06 |
| GOI IN | INDUSTRIAL GAS OIL | ROAD TANK LORRY, LOW REGION | PETROLEUM TIMES | 79.01.09 | 83.04.06 |
| KEO | KEROSENE | ROAD TANK LORRY, LOW REGION | PETROLEUM TIMES | 79.01.09 | 83.04.06 |
| KEO VA | VAPORIZING OIL | CONSUMER UNSPECIFIED, LOW REGION | PETROLEUM TIMES | 79.01.09 | 83.04.06 |
| PMG | PREMIUM GASOLINE | DEALER WHOLESale | PETROLEUM TIMES | 60.01.01 | 83.04.06 |
| RMG | REGULAR GASOLINE | DEALER WHOLESale | PETROLEUM TIMES | 60.01.01 | 83.04.06 |

COUNTRY: DENMARK -

RETAIL QUOTATIONS

| CODE | PRODUCT | TYPE OF PRICE QUOTATION | SOURCE | OBSERVATIONS: | |
|--------|----------------------|-------------------------|-----------------|---------------|----------|
| | | | | FIRST | LAST |
| DOI AG | AUTOMOTIVE GAS OIL | RETAIL | PETROLEUM TIMES | 66.05.15 | 83.03.08 |
| FO1 LI | FUEL OIL LIGHT | RETAIL | PETROLEUM TIMES | 66.05.15 | 74.03.06 |
| FO3 ME | FUEL OIL MEDIUM | RETAIL | PETROLEUM TIMES | 66.05.15 | 74.05.20 |
| FO5 HE | FUEL OIL HEAVY | RETAIL | PETROLEUM TIMES | 66.05.15 | 83.04.05 |
| GOI | GAS OIL | RETAIL | PETROLEUM TIMES | 66.05.15 | 83.03.08 |
| GOI HE | HEATING GAS OIL | RETAIL | PETROLEUM TIMES | 66.05.15 | 83.03.08 |
| KEO WW | KEROSENE WATER WHITE | RETAIL | PETROLEUM TIMES | 66.05.15 | 70.11.16 |
| PMG 96 | PREMIUM GRADE 96 | RETAIL | PETROLEUM TIMES | 71.04.14 | 83.04.05 |
| PMG 98 | PREMIUM GRADE 98 | RETAIL | PETROLEUM TIMES | 66.05.15 | 83.04.05 |
| RMG 92 | REGULAR GRADE 92 | RETAIL | PETROLEUM TIMES | 66.05.15 | 83.04.05 |

COUNTRY: FINLAND

RETAIL QUOTATIONS

| CODE | PRODUCT | TYPE OF PRICE QUOTATION | SOURCE | OBSERVATIONS: | |
|--------|----------------------|-------------------------|-----------------|---------------|----------|
| | | | | FIRST | LAST |
| DOI | DIESEL OIL | RETAIL | PETROLEUM TIMES | 80.12.31 | 83.03.19 |
| FO3 ME | FUEL OIL MEDIUM | RETAIL | PETROLEUM TIMES | 80.12.31 | 83.03.19 |
| GOI DH | DOMESTIC HEATING OIL | RETAIL | PETROLEUM TIMES | 80.12.31 | 83.03.19 |
| PMG 99 | PREMIUM GRADE 99 | RETAIL | PETROLEUM TIMES | 80.12.31 | 83.03.19 |
| RMG 92 | REGULAR GRADE 92 | RETAIL | PETROLEUM TIMES | 80.12.31 | 83.03.19 |

COUNTRY: FRANCE -

RETAIL QUOTATIONS

| CODE | PRODUCT | TYPE OF PRICE QUOTATION | SOURCE | OBSERVATIONS: | |
|--------|----------------------|--------------------------|-----------------|---------------|----------|
| | | | | FIRST | LAST |
| DOI DE | DERV FUEL | RETAIL, PARIS | PETROLEUM TIMES | 60.01.01 | 83.03.10 |
| DOI DH | DOMESTIC HEATING OIL | TO CONSUMERS TANK, PARIS | PETROLEUM TIMES | 60.01.01 | 83.03.10 |
| KEO | KEROSENE | RETAIL, PARIS | PETROLEUM TIMES | 61.07.01 | 76.05.17 |
| PMG | PREMIUM GASOLINE | RETAIL, PARIS | PETROLEUM TIMES | 59.09.01 | 83.03.10 |
| RMG | REGULAR GASOLINE | RETAIL, PARIS | PETROLEUM TIMES | 60.01.01 | 83.03.10 |

WHOLESALE

| CODE | PRODUCT | TYPE OF PRICE QUOTATION | SOURCE | OBSERVATIONS: | |
|--------|----------------------|------------------------------|------------------------|---------------|----------|
| | | | | FIRST | LAST |
| DOI DE | DERV FUEL | WHOLESALE (UNBRANDED), PARIS | COMITE PROF.DU PETROLE | 60.01.01 | 83.03.10 |
| DOI DH | DOMESTIC HEATING OIL | ROAD TANK CAR LOTS, PARIS | COMITE PROF.DU PETROLE | 62.02.01 | 83.03.10 |
| FO1 LI | FUEL OIL LIGHT | ROAD TANK CAR LOTS, PARIS | PETROLEUM TIMES | 60.01.01 | 79.03.20 |
| FO3 N1 | HEAVY NO.1 | ROAD TANK CAR LOTS, PARIS | PETROLEUM TIMES | 61.07.01 | 76.07.01 |
| FO5 N2 | HEAVY NO.2 | ROAD TANK CAR LOTS, PARIS | PETROLEUM TIMES | 60.01.01 | 83.02.11 |
| KEO | KEROSENE | WHOLESALE (UNBRANDED), PARIS | PETROLEUM TIMES | 61.07.01 | 75.01.01 |
| PMG | PREMIUM GASOLINE | WHOLESALE (UNBRANDED), PARIS | COMITE PROF.DU PETROLE | 59.09.01 | 83.03.10 |
| RMG | REGULAR GASOLINE | WHOLESALE (UNBRANDED), PARIS | COMITE PROF.DU PETROLE | 60.01.01 | 83.03.10 |

COUNTRY: GERMANY,FR -

RETAIL QUOTATIONS

| CODE | PRODUCT | TYPE OF PRICE QUOTATION | SOURCE | OBSERVATIONS: | |
|--------|----------------------|------------------------------------|--------------------------------|---------------|----------|
| | | | | FIRST | LAST |
| DOI | DIESEL OIL | RETAIL, BONN | INTERNATIONAL PETROLEUM ANNUAL | 75.07.31 | 77.07.31 |
| DOI AU | AUTOMOTIVE DIESEL | CURR.CONSUMER EX PUMP, HIGH REGION | PETROLEUM TIMES | 60.01.01 | 83.04.20 |
| DOI DH | DOMESTIC HEATING OIL | RETAIL, HAMBURG | PETROLEUM TIMES | 60.01.01 | 83.01.15 |
| FO5 HE | FUEL OIL HEAVY | RETAIL, HAMBURG | EEC: MONTHLY BULLETIN | 60.01.01 | 72.01.01 |
| FO6 HE | HEAVY HEATING OIL | EX REF.ROAD TANK CAR | EEC: MONTHLY BULLETIN | 72.11.29 | 83.01.15 |
| PMG | PREMIUM GASOLINE | CURR.CONSUMER EX PUMP, HIGH REGION | PETROLEUM TIMES | 60.01.01 | 83.04.20 |
| RMG | REGULAR GASOLINE | CURR.CONSUMER EX PUMP, HIGH REGION | PETROLEUM TIMES | 60.01.01 | 83.04.20 |

WHOLESALE

| CODE | PRODUCT | TYPE OF PRICE QUOTATION | SOURCE | OBSERVATIONS: | |
|--------|----------------------|---------------------------------|--------------------------------|---------------|----------|
| | | | | FIRST | LAST |
| DOI AU | AUTOMOTIVE DIESEL | SELF SERVICE, LOW REGION | PETROLEUM TIMES | 79.01.01 | 83.04.20 |
| DOI DH | DOMESTIC HEATING OIL | INDUSTRIAL CONSUMERS, RUHR AREA | PETROLEUM TIMES | 80.12.31 | 83.04.19 |
| FO1 HS | HIGH SULFUR FUEL | INDUSTRIAL CONSUMERS, RUHR AREA | PETROLEUM TIMES | 80.12.31 | 83.04.22 |
| FO1 LS | LOW SULFUR FUEL | INDUSTRIAL CONSUMERS, RUHR AREA | PETROLEUM TIMES | 80.12.31 | 83.04.22 |
| FO6 C | BUNCER C | RETAIL, BONN | INTERNATIONAL PETROLEUM ANNUAL | 74.07.31 | 80.01.01 |
| PMG | PREMIUM GASOLINE | SELF SERVICE, LOW REGION | PETROLEUM TIMES | 79.01.01 | 83.04.20 |
| RMG | REGULAR GASOLINE | SELF SERVICE, LOW REGION | PETROLEUM TIMES | 79.01.01 | 83.04.20 |

COUNTRY: HOLLAND -

RETAIL QUOTATIONS

| CODE | PRODUCT | TYPE OF PRICE QUOTATION | SOURCE | OBSERVATIONS: | |
|--------|----------------------|--------------------------------|-----------------|---------------|----------|
| | | | | FIRST | LAST |
| DOI DE | DERV FUEL | RETAIL, ZONE 2. | PETROLEUM TIMES | 60.01.01 | 82.07.07 |
| DOI DH | DOMESTIC HEATING OIL | CONS.EX ROAD TANK CAR, ZONE 2. | PETROLEUM TIMES | 60.01.01 | 82.07.07 |
| KEO | KEROSENE | RETAIL, ZONE 2. | PETROLEUM TIMES | 60.01.01 | 82.07.07 |
| PMG | PREMIUM GASOLINE | RETAIL, ZONE 2. | PETROLEUM TIMES | 60.01.01 | 82.07.07 |
| RMG | REGULAR GASOLINE | RETAIL, ZONE 2. | PETROLEUM TIMES | 60.01.01 | 82.07.07 |

WHOLESALE

| CODE | PRODUCT | TYPE OF PRICE QUOTATION | SOURCE | OBSERVATIONS: | |
|------|-----------------|----------------------------|-----------------|---------------|----------|
| | | | | FIRST | LAST |
| FO3 | FUEL OIL MEDIUM | EX REFINERY BARGE, ZONE 2. | PETROLEUM TIMES | 60.01.01 | 82.07.07 |
| FO5 | FUEL OIL HEAVY | EX REFINERY BARGE, ZONE 2. | PETROLEUM TIMES | 60.01.01 | 82.07.07 |

COUNTRY: IRELAND -

WHOLESALE

| CODE | PRODUCT | TYPE OF PRICE QUOTATION | SOURCE | OBSERVATIONS: | |
|--------|----------------------|--------------------------------------|-----------------|---------------|----------|
| | | | | FIRST | LAST |
| DOI DE | DERV FUEL | ICC, ESSO | PETROLEUM TIMES | 60.10.25 | 83.04.01 |
| DOI DH | DOMESTIC HEATING OIL | CONSUMER UNSPECIFIED, ESSO | PETROLEUM TIMES | 75.06.08 | 83.04.10 |
| DOI GD | GAS DIESEL | CONSUMER UNSPECIFIED, ESSO | PETROLEUM TIMES | 60.10.25 | 83.05.01 |
| FO1 LI | FUEL OIL LIGHT | CONSUMER UNSPECIFIED, ESSO | PETROLEUM TIMES | 60.06.16 | 83.05.01 |
| FO3 ME | FUEL OIL MEDIUM | CONSUMER UNSPECIFIED, ESSO | PETROLEUM TIMES | 60.06.16 | 83.05.01 |
| FO5 HE | FUEL OIL HEAVY | CONSUMER UNSPECIFIED, ESSO | PETROLEUM TIMES | 60.06.16 | 83.05.01 |
| KEO BU | BURNING KEROSENE | DEAL.BULK RAIL TANK WGN., LOW REGION | PETROLEUM TIMES | 60.04.28 | 83.05.01 |
| KEO DO | DOMESTIC KEROSENE | DEAL.BULK RAIL TANK WGN., LOW REGION | PETROLEUM TIMES | 71.01.01 | 83.05.01 |
| KEO VA | VAPORIZING OIL | DEAL.BULK RAIL TANK WGN., LOW REGION | PETROLEUM TIMES | 59.01.29 | 78.07.19 |
| PMG | PREMIUM GASOLINE | WHOLESALE | PETROLEUM TIMES | 61.01.01 | 83.04.01 |
| RMG | REGULAR GASOLINE | WHOLESALE | PETROLEUM TIMES | 61.01.01 | 83.04.01 |
| RMG ME | MIDDLE GASOLINE | WHOLESALE | PETROLEUM TIMES | 66.03.10 | 83.04.01 |

COUNTRY: ITALY

RETAIL QUOTATIONS

| CODE | PRODUCT | TYPE OF PRICE QUOTATION | SOURCE | OBSERVATIONS: | |
|--------|--------------------|-------------------------|-----------------|---------------|----------|
| | | | | FIRST | LAST |
| DOI AG | AUTOMOTIVE GAS OIL | CONSUMER UNSPECIFIED | PETROLEUM TIMES | 60.01.01 | 83.03.21 |
| PMG | PREMIUM GASOLINE | CONSUMER UNSPECIFIED | PETROLEUM TIMES | 60.01.01 | 82.11.29 |
| RMG | REGULAR GASOLINE | CONSUMER UNSPECIFIED | PETROLEUM TIMES | 60.01.01 | 82.11.29 |

WHOLESALE

| CODE | PRODUCT | TYPE OF PRICE QUOTATION | SOURCE | OBSERVATIONS: | |
|--------|----------------------|-------------------------|-----------------|---------------|----------|
| | | | | FIRST | LAST |
| FO1 LI | FUEL OIL LIGHT | EX COASTAL REFINERY | PETROLEUM TIMES | 61.02.01 | 83.01.24 |
| FO2 ME | FUEL OIL MEDIUM | EX COASTAL REFINERY | PETROLEUM TIMES | 60.01.01 | 82.08.01 |
| FO5 S1 | HE.FUEL OIL 1 SUL. | EX COASTAL REFINERY | PETROLEUM TIMES | 61.02.01 | 83.03.21 |
| FO5 S3 | HE.FUEL OIL 3.5 SUL. | EX COASTAL REFINERY | PETROLEUM TIMES | 61.02.01 | 83.03.21 |
| GOI HE | HEATING GAS OIL | EX COASTAL REFINERY | PETROLEUM TIMES | 80.12.31 | 83.03.21 |
| KEO HE | HEATING KEROSENE | EX COASTAL REFINERY | PETROLEUM TIMES | 60.01.01 | 83.03.21 |

COUNTRY: LUXEMB. -

RETAIL QUOTATIONS

| CODE | PRODUCT | TYPE OF PRICE QUOTATION | SOURCE | OBSERVATIONS: | |
|--------|--------------------|-------------------------|-----------------|---------------|----------|
| | | | | FIRST | LAST |
| DOI AG | AUTOMOTIVE GAS OIL | CONSUMER EX PUMP | PETROLEUM TIMES | 66.02.05 | 83.03.21 |
| PMG | PREMIUM GASOLINE | RETAIL | PETROLEUM TIMES | 61.12.14 | 83.03.21 |
| RMG | REGULAR GASOLINE | RETAIL | PETROLEUM TIMES | 61.12.14 | 83.03.21 |

WHOLESALE

| CODE | PRODUCT | TYPE OF PRICE QUOTATION | SOURCE | OBSERVATIONS: | |
|--------|----------------------|-------------------------|-----------------|---------------|----------|
| | | | | FIRST | LAST |
| DOI AG | AUTOMOTIVE GAS OIL | ROAD TANK LORRY | PETROLEUM TIMES | 66.02.05 | 73.11.15 |
| DOI LI | LIGHT DIESEL OIL | ROAD TANK LORRY | PETROLEUM TIMES | 74.04.03 | 83.03.21 |
| FO1 LI | FUEL OIL LIGHT | ROAD TANK LORRY | PETROLEUM TIMES | 61.10.19 | 73.11.15 |
| FO1 ME | FUEL OIL MEDIUM | ROAD TANK LORRY | PETROLEUM TIMES | 61.10.19 | 83.03.21 |
| FO3 HE | FUEL OIL HEAVY | ROAD TANK LORRY | PETROLEUM TIMES | 61.10.19 | 83.03.21 |
| FO6 EH | FUEL OIL EXTRA-HEAVY | ROAD TANK LORRY | PETROLEUM TIMES | 61.10.19 | 83.03.21 |
| GOI | GAS OIL | ROAD TANK LORRY | PETROLEUM TIMES | 61.10.19 | 83.03.21 |
| KEO | KEROSENE | ROAD TANK LORRY | PETROLEUM TIMES | 61.10.19 | 83.03.21 |
| KEO VA | VAPORIZING OIL | ROAD TANK LORRY | PETROLEUM TIMES | 66.02.05 | 83.03.21 |
| PMG | PREMIUM GASOLINE | WHOLESALE | PETROLEUM TIMES | 61.12.14 | 83.03.21 |
| RMG | REGULAR GASOLINE | WHOLESALE | PETROLEUM TIMES | 61.12.14 | 83.03.21 |

COUNTRY: NORWAY -

RETAIL QUOTATIONS

| CODE | PRODUCT | TYPE OF PRICE QUOTATION | SOURCE | OBSERVATIONS: | |
|--------|----------------------|-------------------------|-----------------|---------------|----------|
| | | | | FIRST | LAST |
| DOI AG | AUTOMOTIVE GAS OIL | CONSUMER UNSPECIFIED | PETROLEUM TIMES | 80.12.31 | 83.02.21 |
| DOI MA | MARINE DIESEL | CONSUMER UNSPECIFIED | PETROLEUM TIMES | 80.12.31 | 83.02.21 |
| FO6 S1 | NO.6, 1.2 PCT.SULFUR | CONSUMER UNSPECIFIED | PETROLEUM TIMES | 80.12.31 | 83.02.21 |
| FO6 S2 | NO.6, 2.5 PCT.SULFUR | CONSUMER UNSPECIFIED | PETROLEUM TIMES | 80.12.31 | 83.02.21 |
| GOI | GAS OIL | CONSUMER UNSPECIFIED | PETROLEUM TIMES | 80.12.31 | 83.02.21 |
| PMG 98 | PREMIUM GRADE 98 | RETAIL | PETROLEUM TIMES | 80.12.31 | 83.02.21 |
| RMG 93 | REGULAR GRADE 93 | RETAIL | PETROLEUM TIMES | 80.12.31 | 83.02.21 |

WHOLESALE

| CODE | PRODUCT | TYPE OF PRICE QUOTATION | SOURCE | OBSERVATIONS: | |
|--------|------------------|-------------------------|-----------------|---------------|----------|
| | | | | FIRST | LAST |
| DOI H1 | HEATING OIL NO.1 | ROAD TANK LORRY | PETROLEUM TIMES | 80.12.31 | 83.02.21 |
| DOI H2 | HEATING OIL NO.2 | ROAD TANK LORRY | PETROLEUM TIMES | 80.12.31 | 83.02.21 |
| KEO | KEROSENE | CONSUMER UNSPECIFIED | PETROLEUM TIMES | 80.12.31 | 83.02.21 |
| PMG 98 | PREMIUM GRADE 98 | SELF SERVICE | PETROLEUM TIMES | 80.12.31 | 83.02.21 |
| RMG 93 | REGULAR GRADE 93 | SELF SERVICE | PETROLEUM TIMES | 80.12.31 | 83.02.21 |

COUNTRY: PORTUGAL -

RETAIL QUOTATIONS

| CODE | PRODUCT | TYPE OF PRICE QUOTATION | SOURCE | OBSERVATIONS: | |
|--------|----------------------|-------------------------|--------------------------------|---------------|----------|
| | | | | FIRST | LAST |
| FO5 HS | F.O.NO.5 (HIGH SULF) | CONSUMER UNSPECIFIED | PETROLEUM TIMES | 80.12.31 | 83.01.04 |
| FO5 LS | F.O.NO.5 (LOW SULF.) | CONSUMER UNSPECIFIED | PETROLEUM TIMES | 80.12.31 | 83.01.04 |
| FO6 C | BUNCER C | CONSUMER UNSPECIFIED | INTERNATIONAL PETROLEUM ANNUAL | 70.01.01 | 79.07.31 |
| GOI | GAS OIL | CONSUMER UNSPECIFIED | PETROLEUM TIMES | 75.07.31 | 83.03.05 |
| KEO | KEROSENE | CONSUMER UNSPECIFIED | PETROLEUM TIMES | 74.07.31 | 83.03.05 |
| KEO MO | MOTOR KEROSENE | CONSUMER UNSPECIFIED | PETROLEUM TIMES | 80.12.31 | 83.03.05 |
| PMG | PREMIUM GASOLINE | CONSUMER UNSPECIFIED | PETROLEUM TIMES | 70.01.01 | 83.01.04 |
| RMG | REGULAR GASOLINE | CONSUMER UNSPECIFIED | PETROLEUM TIMES | 70.01.01 | 83.01.04 |

COUNTRY: SPAIN

RETAIL QUOTATIONS

| CODE | PRODUCT | TYPE OF PRICE QUOTATION | SOURCE | OBSERVATIONS: | |
|--------|--------------------|-------------------------|-----------------|---------------|----------|
| | | | | FIRST | LAST |
| DOI AG | AUTOMOTIVE GAS OIL | CONSUMER UNSPECIFIED | PETROLEUM TIMES | 70.01.01 | 82.12.08 |
| GOI HE | HEATING GAS OIL | CONSUMER EX PUMP | PETROLEUM TIMES | 80.12.31 | 82.12.08 |
| KEO | KEROSENE | CONSUMER UNSPECIFIED | PETROLEUM TIMES | 70.01.01 | 82.12.08 |
| KEO TV | TRACTOR VAP.OIL | CONSUMER UNSPECIFIED | PETROLEUM TIMES | 80.12.31 | 82.12.08 |
| PMG 98 | PREMIUM GRADE 98 | CONSUMER UNSPECIFIED | PETROLEUM TIMES | 70.01.01 | 82.12.08 |
| RMG 90 | REGULAR GRADE 90 | CONSUMER UNSPECIFIED | PETROLEUM TIMES | 70.01.01 | 82.12.08 |
| RMG 96 | REGULAR GRADE 96 | CONSUMER UNSPECIFIED | PETROLEUM TIMES | 80.12.31 | 82.12.08 |

WHOLESALE

| CODE | PRODUCT | TYPE OF PRICE QUOTATION | SOURCE | OBSERVATIONS: | |
|--------|----------------------|-------------------------|-----------------|---------------|----------|
| | | | | FIRST | LAST |
| AVG | AVIATION GAS OIL | CONSUMER UNSPECIFIED | PETROLEUM TIMES | 80.12.31 | 82.12.08 |
| AVG A | AV.GAS.(AIRLINE USE) | CONSUMER UNSPECIFIED | PETROLEUM TIMES | 80.12.31 | 82.12.08 |
| FO1 | FUEL OIL NO.1 | CONSUMER UNSPECIFIED | PETROLEUM TIMES | 80.12.31 | 82.12.08 |
| FO1 LS | LOW SULFUR FUEL | CONSUMER UNSPECIFIED | PETROLEUM TIMES | 80.12.31 | 82.12.08 |
| FO2 | FUEL OIL NO.2 | CONSUMER UNSPECIFIED | PETROLEUM TIMES | 80.12.31 | 82.12.08 |
| FO6 C | BUNCER C | CONSUMER UNSPECIFIED | PETROLEUM TIMES | 70.01.01 | 79.07.31 |
| GOI IN | INDUSTRIAL GAS OIL | WHOLESALE | PETROLEUM TIMES | 80.12.31 | 82.12.08 |
| KEO A | AVIATION KEROSENE | CONSUMER UNSPECIFIED | PETROLEUM TIMES | 80.12.31 | 82.12.08 |

COUNTRY: SWEDEN -

RETAIL QUOTATIONS

| CODE | PRODUCT | TYPE OF PRICE QUOTATION | SOURCE | OBSERVATIONS: | |
|--------|------------------|-------------------------|-----------------|---------------|----------|
| | | | | FIRST | LAST |
| DOI DE | DERV FUEL | RETAIL, LOW REGION | PETROLEUM TIMES | 62.05.29 | 83.04.01 |
| KEO IL | ILLUM.KEROSENE | RETAIL | PETROLEUM TIMES | 63.01.25 | 79.01.15 |
| KEO TV | TRACTOR VAP.OIL | RETAIL | PETROLEUM TIMES | 63.01.25 | 79.01.15 |
| PMG 97 | PREMIUM GRADE 97 | RETAIL | PETROLEUM TIMES | 62.05.29 | 83.02.19 |
| PMG 99 | PREMIUM GRADE 99 | RETAIL | PETROLEUM TIMES | 62.05.29 | 83.02.19 |
| RMG | REGULAR GASOLINE | RETAIL | PETROLEUM TIMES | 62.05.29 | 83.02.19 |

WHOLESALE

| CODE | PRODUCT | TYPE OF PRICE QUOTATION | SOURCE | OBSERVATIONS: | |
|--------|----------------------|---------------------------------|-----------------|---------------|----------|
| | | | | FIRST | LAST |
| DOI DE | DERV FUEL | WHOLESALE, LOW REGION | PETROLEUM TIMES | 62.05.29 | 81.03.19 |
| DOI DH | DOMESTIC HEATING OIL | ROAD TANK CAR, LOW REGION | PETROLEUM TIMES | 62.05.29 | 83.04.01 |
| FO3 20 | FUEL OIL ASTM200 | ROAD TANK CAR, LOW REGION | PETROLEUM TIMES | 66.01.25 | 83.04.01 |
| FO3 22 | FUEL OIL ASTM220 | ROAD TANK CAR, LOW REGION | PETROLEUM TIMES | 62.05.29 | 67.09.20 |
| FO4 60 | FUEL OIL ASTM600 | ROAD TANK CAR, LOW REGION | PETROLEUM TIMES | 68.07.18 | 83.04.01 |
| FO4 61 | FUEL OIL ASTM615 | ROAD TANK CAR, LOW REGION | PETROLEUM TIMES | 62.05.29 | 69.11.03 |
| KEO | KEROSENE | CONSUMER UNSPECIFIED, STOCKHOLM | PETROLEUM TIMES | 80.07.22 | 81.11.18 |
| KEO IL | ILLUM.KEROSENE | WHOLESALE | PETROLEUM TIMES | 63.01.25 | 79.01.15 |
| KEO TV | TRACTOR VAP.OIL | WHOLESALE | PETROLEUM TIMES | 63.01.25 | 79.01.15 |
| PMG 97 | PREMIUM GRADE 97 | WHOLESALE | PETROLEUM TIMES | 62.05.29 | 81.03.19 |
| PMG 99 | PREMIUM GRADE 99 | WHOLESALE | PETROLEUM TIMES | 62.05.29 | 81.03.19 |
| RMG | REGULAR GASOLINE | WHOLESALE | PETROLEUM TIMES | 62.05.29 | 81.03.19 |

COUNTRY: SWITZERL. -

RETAIL QUOTATIONS

| CODE | PRODUCT | TYPE OF PRICE QUOTATION | SOURCE | OBSERVATIONS: | |
|--------|----------------------|-----------------------------------|-----------------|---------------|----------|
| | | | | FIRST | LAST |
| DOI AG | AUTOMOTIVE GAS OIL | RETAIL (BRANDED), HIGH REGION | PETROLEUM TIMES | 62.06.14 | 83.02.08 |
| DOI DH | DOMESTIC HEATING OIL | TO CONSUMERS TANK, HIGH REGION | PETROLEUM TIMES | 62.01.15 | 83.04.25 |
| FO1 LI | FUEL OIL LIGHT | INDUSTRIAL CONSUMERS, HIGH REGION | PETROLEUM TIMES | 62.01.15 | 83.04.25 |
| FO5 ME | FUEL OIL MEDIUM | INDUSTRIAL CONSUMERS, HIGH REGION | PETROLEUM TIMES | 62.01.15 | 83.04.25 |
| PMG | PREMIUM GASOLINE | RETAIL (BRANDED), HIGH REGION | PETROLEUM TIMES | 62.06.14 | 83.04.15 |
| RMG | REGULAR GASOLINE | RETAIL (BRANDED), HIGH REGION | PETROLEUM TIMES | 62.06.14 | 83.04.15 |

WHOLESALE

| CODE | PRODUCT | TYPE OF PRICE QUOTATION | SOURCE | OBSERVATIONS: | |
|--------|----------------------|-------------------------------------|-----------------|---------------|----------|
| | | | | FIRST | LAST |
| DOI AG | AUTOMOTIVE GAS OIL | CONS.TANK LOTS 8000 KG., LOW REGION | PETROLEUM TIMES | 62.01.15 | 83.04.25 |
| DOI DH | DOMESTIC HEATING OIL | ROAD TANK CAR LOTS, LOW REGION | PETROLEUM TIMES | 62.01.15 | 83.04.25 |
| FO1 LI | FUEL OIL LIGHT | INDUSTRIAL CONSUMERS, LOW REGION | PETROLEUM TIMES | 62.01.15 | 83.04.25 |
| FO5 ME | FUEL OIL MEDIUM | INDUSTRIAL CONSUMERS, LOW REGION | PETROLEUM TIMES | 62.01.15 | 83.04.25 |
| PMG | PREMIUM GASOLINE | RETAIL (BRANDED), LOW REGION | PETROLEUM TIMES | 62.06.14 | 83.04.15 |
| RMG | REGULAR GASOLINE | RETAIL (BRANDED), LOW REGION | PETROLEUM TIMES | 62.06.14 | 83.04.15 |

COUNTRY: U.K. -

RETAIL QUOTATIONS

| CODE | PRODUCT | TYPE OF PRICE QUOTATION | SOURCE | OBSERVATIONS: | |
|--------|--------------------|----------------------------------|-----------------------|---------------|----------|
| | | | | FIRST | LAST |
| DOI DE | DERV FUEL | CONSUMER UNSPECIFIED, INNER ZONE | EEC: MONTHLY BULLETIN | 79.12.15 | 83.01.15 |
| FO1 LI | FUEL OIL LIGHT | CONSUMER UNSPECIFIED, INNER ZONE | PETROLEUM TIMES | 79.12.29 | 83.04.18 |
| FO4 ME | FUEL OIL MEDIUM | CONSUMER UNSPECIFIED, INNER ZONE | PETROLEUM TIMES | 79.12.29 | 83.04.18 |
| FO5 HE | FUEL OIL HEAVY | CONSUMER UNSPECIFIED, INNER ZONE | PETROLEUM TIMES | 79.12.29 | 83.04.18 |
| PMG 04 | PREMIUM FOUR STAR | ICC, INNER ZONE | PETROLEUM TIMES | 79.12.29 | 83.03.15 |
| RMG 02 | REGULAR TWO STAR | ICC, INNER ZONE | PETROLEUM TIMES | 79.12.29 | 83.03.15 |
| RMG 03 | REGULAR THREE STAR | ICC, INNER ZONE | PETROLEUM TIMES | 79.12.29 | 83.03.15 |

WHOLESALE

| CODE | PRODUCT | TYPE OF PRICE QUOTATION | SOURCE | OBSERVATIONS: | |
|--------|---------------------|----------------------------|-----------------|---------------|----------|
| | | | | FIRST | LAST |
| AVG 00 | AVIATION 100 OCTANE | BULK WHOLESALE, INNER ZONE | PETROLEUM TIMES | 61.07.26 | 79.12.29 |
| AVG 15 | AVIATION 115 OCTANE | BULK WHOLESALE, INNER ZONE | PETROLEUM TIMES | 61.07.26 | 73.04.29 |
| AVG 73 | AVIATION 73 OCTANE | BULK WHOLESALE, INNER ZONE | PETROLEUM TIMES | 61.07.26 | 72.09.11 |
| DOI DE | DERV FUEL | ICC, RETAILER, INNER ZONE | PETROLEUM TIMES | 61.07.26 | 83.03.15 |
| FO1 LI | FUEL OIL LIGHT | BULK WHOLESALE, INNER ZONE | PETROLEUM TIMES | 61.07.26 | 83.04.18 |
| FO4 ME | FUEL OIL MEDIUM | BULK WHOLESALE, INNER ZONE | PETROLEUM TIMES | 61.07.26 | 83.04.18 |
| FO5 HE | FUEL OIL HEAVY | BULK WHOLESALE, INNER ZONE | PETROLEUM TIMES | 61.07.26 | 83.04.18 |
| GOI | GAS OIL | BULK WHOLESALE, INNER ZONE | PETROLEUM TIMES | 69.07.17 | 82.12.01 |
| JFU JA | JET A-1 | BULK WHOLESALE, INNER ZONE | PETROLEUM TIMES | 74.02.12 | 82.12.01 |
| JFU 86 | JET FUEL E2486 | BULK WHOLESALE, INNER ZONE | PETROLEUM TIMES | 61.07.26 | 69.04.16 |
| JFU 94 | JET FUEL E2494 | BULK WHOLESALE, INNER ZONE | PETROLEUM TIMES | 61.07.26 | 73.12.12 |
| JFU 98 | JET FUEL E2498 | BULK WHOLESALE, INNER ZONE | PETROLEUM TIMES | 61.07.26 | 69.04.16 |
| KEO PR | PREMIUM KEROSENE | BULK WHOLESALE, INNER ZONE | PETROLEUM TIMES | 61.07.26 | 82.12.01 |
| KEO ST | STANDARD KEROSENE | BULK WHOLESALE, INNER ZONE | PETROLEUM TIMES | 61.07.26 | 82.12.01 |
| KEO VA | VAPORIZING OIL | BULK WHOLESALE, INNER ZONE | PETROLEUM TIMES | 61.07.26 | 77.04.28 |
| PMG 04 | PREMIUM FOUR STAR | ICC, RETAILER, INNER ZONE | PETROLEUM TIMES | 61.07.26 | 83.04.11 |
| PMG 05 | PREMIUM FIVE STAR | ICC, INNER ZONE | PETROLEUM TIMES | 61.07.26 | 79.02.16 |
| RMG 02 | REGULAR TWO STAR | ICC, RETAILER, INNER ZONE | PETROLEUM TIMES | 61.07.26 | 83.04.11 |
| RMG 03 | REGULAR THREE STAR | ICC, RETAILER, INNER ZONE | PETROLEUM TIMES | 61.07.26 | 83.04.11 |

COUNTRY: U.S.A. -

RETAIL QUOTATIONS

| CODE | PRODUCT | TYPE OF PRICE QUOTATION | SOURCE | OBSERVATIONS: | |
|--------|--------------------|-------------------------------|--------------------------------|---------------|----------|
| | | | | FIRST | LAST |
| AVG | AVIATION GAS OIL | RETAIL, NAT.AVERAGE | D.O.E.: MONTHLY ENERGY REVIEW | 75.00.00 | 82.10.01 |
| DOI | DIESEL OIL | RETAIL, NAT.AVERAGE | D.O.E.: MONTHLY ENERGY REVIEW | 76.00.00 | 82.09.01 |
| DOI AG | AUTOMOTIVE GAS OIL | RETAIL, NAT.AVERAGE | INTERNATIONAL PETROLEUM ANNUAL | 71.01.01 | 82.09.01 |
| FO6 | HEAVY FUEL | RETAIL, NAT.AVERAGE | D.O.E.: MONTHLY ENERGY REVIEW | 70.07.31 | 82.10.01 |
| GOI HE | HEATING GAS OIL | RETAIL, NAT.AVERAGE | D.O.E.: MONTHLY ENERGY REVIEW | 74.01.01 | 82.11.01 |
| JFU KE | JET FUEL KERO.TYPE | RETAIL, NAT.AVERAGE | D.O.E.: MONTHLY ENERGY REVIEW | 75.07.01 | 82.10.01 |
| KEO | KEROSENE | RETAIL, NAT.AVERAGE | D.O.E.: MONTHLY PRICE REPORT | 70.07.31 | 82.10.01 |
| PMG | PREMIUM GASOLINE | CONSUMER EX PUMP, NAT.AVERAGE | D.O.E.: MONTHLY ENERGY REVIEW | 64.12.31 | 83.01.01 |
| PMG UL | PREMIUM UNLEADED | CONSUMER EX PUMP, NAT.AVERAGE | D.O.E.: MONTHLY ENERGY REVIEW | 78.01.01 | 80.04.01 |
| RMG | REGULAR GASOLINE | CONSUMER EX PUMP, NAT.AVERAGE | D.O.E.: MONTHLY ENERGY REVIEW | 60.00.00 | 83.01.01 |
| RMG UL | REGULAR UNLEADED | CONSUMER EX PUMP, NAT.AVERAGE | D.O.E.: MONTHLY ENERGY REVIEW | 75.02.01 | 83.01.01 |

WHOLESALE

| CODE | PRODUCT | TYPE OF PRICE QUOTATION | SOURCE | OBSERVATIONS: | |
|--------|--------------------|---------------------------|-------------------------------|---------------|----------|
| | | | | FIRST | LAST |
| AVG | AVIATION GAS OIL | WHOLESALE, NAT.AVERAGE | D.O.E.: MONTHLY ENERGY REVIEW | 75.00.00 | 82.10.01 |
| DOI | DIESEL OIL | WHOLESALE, NAT.AVERAGE | D.O.E.: MONTHLY ENERGY REVIEW | 76.00.00 | 82.09.01 |
| DOI FL | LIGHT DIESEL FUEL | WHOLESALE, NAT.AVERAGE | D.O.E.: MONTHLY PRICE REPORT | 60.00.00 | 79.01.01 |
| FO6 | HEAVY FUEL | WHOLESALE, NAT.AVERAGE | D.O.E.: MONTHLY ENERGY REVIEW | 60.00.00 | 82.10.01 |
| GOI HE | HEATING GAS OIL | WHOLESALE, NAT.AVERAGE | D.O.E.: MONTHLY ENERGY REVIEW | 74.01.01 | 82.09.01 |
| JFU KE | JET FUEL KERO.TYPE | WHOLESALE, NAT.AVERAGE | D.O.E.: MONTHLY ENERGY REVIEW | 75.00.00 | 82.10.01 |
| KEO | KEROSENE | WHOLESALE, NAT.AVERAGE | D.O.E.: MONTHLY PRICE REPORT | 60.01.01 | 82.10.01 |
| PMG | PREMIUM GASOLINE | SELF SERVICE, NAT.AVERAGE | D.O.E.: MONTHLY ENERGY REVIEW | 76.01.01 | 82.10.01 |
| PMG UL | PREMIUM UNLEADED | SELF SERVICE, NAT.AVERAGE | D.O.E.: MONTHLY ENERGY REVIEW | 78.01.01 | 80.04.01 |
| RMG | REGULAR GASOLINE | SELF SERVICE, NAT.AVERAGE | D.O.E.: MONTHLY ENERGY REVIEW | 62.00.00 | 82.10.01 |
| RMG UL | REGULAR UNLEADED | SELF SERVICE, NAT.AVERAGE | D.O.E.: MONTHLY ENERGY REVIEW | 77.08.01 | 82.10.01 |

COUNTRY: CANADA -

RETAIL QUOTATIONS

| CODE | PRODUCT | TYPE OF PRICE QUOTATION | SOURCE | OBSERVATIONS: | |
|--------|--------------------|-------------------------|--------------------------------|---------------|----------|
| | | | | FIRST | LAST |
| DOI | DIESEL OIL | ROAD TANK WAGON, OTTAWA | DIRECT, ENERGY DETENTE | 60.00.00 | 80.01.01 |
| DOI AG | AUTOMOTIVE GAS OIL | RETAIL, OTTAWA | DIRECT, ENERGY DETENTE | 75.07.31 | 82.09.01 |
| DOI ST | STOVE OIL | ROAD TANK WAGON, OTTAWA | DIRECT, ENERGY DETENTE | 60.00.00 | 80.01.01 |
| FO2 HH | HOME HEATING FUEL | ROAD TANK WAGON, OTTAWA | DIRECT, ENERGY DETENTE | 60.00.00 | 82.09.01 |
| FO6 C | BUNCER C | RETAIL, OTTAWA | INTERNATIONAL PETROLEUM ANNUAL | 70.07.31 | 82.09.01 |
| KEO HH | HOME HEATING KERO. | WHOLESALE, OTTAWA | DIRECT, ENERGY DETENTE | 62.12.31 | 82.09.01 |
| PMG | PREMIUM GASOLINE | ROAD TANK WAGON, OTTAWA | DIRECT, ENERGY DETENTE | 68.00.00 | 82.09.01 |
| RMG | REGULAR GASOLINE | ROAD TANK WAGON, OTTAWA | DIRECT, ENERGY DETENTE | 60.00.00 | 82.09.01 |
| RMG UL | REGULAR UNLEADED | ROAD TANK WAGON, OTTAWA | DIRECT, ENERGY DETENTE | 80.09.30 | 82.09.01 |

COUNTRY: JAPAN -

RETAIL QUOTATIONS

| CODE | PRODUCT | TYPE OF PRICE QUOTATION | SOURCE | OBSERVATIONS: | |
|------|------------------|-------------------------|-------------------------|---------------|----------|
| | | | | FIRST | LAST |
| KEO | KEROSENE | RETAIL, TOKYO | JAPANESE OIL STATISTICS | 71.00.00 | 82.11.01 |
| RMG | REGULAR GASOLINE | RETAIL, TOKYO | JAPANESE OIL STATISTICS | 71.00.00 | 82.09.01 |

WHOLESALE

| CODE | PRODUCT | TYPE OF PRICE QUOTATION | SOURCE | OBSERVATIONS: | |
|-------|------------------|-------------------------|-------------------------|---------------|----------|
| | | | | FIRST | LAST |
| FO1 A | FUEL OIL TYPE A. | WHOLESALE, NAT.AVERAGE | JAPANESE OIL STATISTICS | 70.00.00 | 82.08.01 |
| FO2 B | FUEL OIL TYPE B. | WHOLESALE, NAT.AVERAGE | JAPANESE OIL STATISTICS | 70.00.00 | 82.08.01 |
| FO5 C | FUEL OIL TYPE C. | WHOLESALE, NAT.AVERAGE | JAPANESE OIL STATISTICS | 70.00.00 | 82.09.01 |
| GOI | GAS OIL | WHOLESALE, NAT.AVERAGE | JAPANESE OIL STATISTICS | 70.00.00 | 82.08.01 |
| JFU | JET FUEL | WHOLESALE, NAT.AVERAGE | JAPANESE OIL STATISTICS | 70.00.00 | 82.07.01 |
| KEO | KEROSENE | WHOLESALE, NAT.AVERAGE | JAPANESE OIL STATISTICS | 70.00.00 | 82.08.01 |
| RMG | REGULAR GASOLINE | WHOLESALE, NAT.AVERAGE | JAPANESE OIL STATISTICS | 70.00.00 | 82.08.01 |



ORGANIZATION OF THE PETROLEUM EXPORTING COUNTRIES
OBERE DONAUSTRASSE 93 1020 VIENNA, AUSTRIA
TELEPHONE: 26 55 11 TELEX: 134474