

2011 OREGON STATE BASEBALL

TABLE OF CONTENTS/QUICK FACTS

Oregon State Baseball

Page	Topic
1	Quick Facts
1	Table of Contents
2	Media Information
3	Radio/TV Information
4	Media Outlets
5	2011 Opponent Information
6	OSU Baseball Tradition
8	Goss Stadium at Coleman Field
12	2011 Roster
13	2011 Roster Breakdown
14	Radio/TV Roster
16	2011 Schedule

The Coaches

Page	Topic
17	Head Coach Pat Casey
21	Associate Head Coach Marty Lees
22	Assistant Coach Pat Bailey
23	Assistant Coach Nate Yeskie
24	Baseball Staff
25	University Profile/Dr. Ed Ray
26	Athletics Director Bob De Carolis
27	OSU Athletic Administration
28	Support Staff

The Players

Page	Topic
29	Player Biographies

2011 Opponents

Page	Topic
48	Pac-10 Opponent Histories
52	Non-Conference Histories

2010 In Review

Page	Topic
54	2010 In Review Notes
56	2010 Individual Honors
56	2010 MLB Draft Selections
57	2010 Results
58	2010 Overall Statistics
59	2010 Pac-10 Only Statistics
60	2010 Superlatives
61	2010 Hitting Breakdown
63	2009 Pitching Appearances
65	2010 Pac-10 Standings/Honors

Oregon State Records

Page	Topic
66	Individual Records
68	Career Records
69	Single-Season Records
70	OSU's Pac-10 Leaders
71	Oregon State Yearly Leaders
74	OSU Yearly Day/Night
74	OSU Yearly By Month
75	Oregon State Team Yearly Statistics
76	OSU Home/Road/Neutral Statistics
77	The Last Time

Oregon State History

Page	Topic
78	Oregon State Head Coaches
78	Oregon State Yearly Records
79	Oregon State Yearly Results
92	Game-By-Game Records
93	All-Time Versus Opponents
94	Opening Day Starting Lineups
96	2007 National Champions
98	2006 National Champions
100	2005 College World Series
102	1952 College World Series
103	Oregon State Postseason History
104	Oregon State Postseason Results
105	Oregon State All-Americans
106	Oregon State All-Region Honors
106	Oregon State Academic All-America
107	Oregon State Pac-10 Honors
108	Oregon State Pac-10 Weekly Honors
109	Oregon State In The Pros - 2010
109	Oregon State In The Major Leagues
113	Oregon State In The MLB Draft
114	Oregon State Team Awards
115	Oregon State Letterwinners

Oregon State Facts

Location	Corvallis, Oregon
Enrollment	23,761
Founded	1868
President	Dr. Edward Ray
Athletic Director	Bob De Carolis
Colors	Orange and black
Nickname	Beavers
Affiliation	NCAA Division I
Conference	Pacific-10
University website	www.oregonstate.edu
Athletics website	www.osubeavers.com

Baseball

Head coach	Pat Casey (17th year)
Record at OSU	537-337-4 (16 years)
Career record	708-446-5 (23 years)
Associate Head Coach	Marty Lees (10th year)
Assistant coaches	Pat Bailey (4th year) Nate Yeskie (3rd year)
Casey office phone	(541) 737-2825
Lees office phone	(541) 737-5738

Bailey office phone	(541) 737-7484
Director of operations	Ron Northcutt
Northcutt office phone	(541) 737-0598
Athletic Trainer	Josh Therrien
Strength & Conditioning Coach	Tim Rabas

2010 Season

2010 overall record	32-24
Home record	21-11
Road record	7-11
Neutral record	4-2

2010 Pacific-10 record 12-15 (T-7th place)

2011 Season

Lettermen returning/lost	14/16
Position players	8/10
Pitchers	6/6
Starters returning/lost	6/3
All-conference returning/lost	0/2
All-Americans returning/lost	0/0
First varsity season	1907
All-time record	2,021-1,348-15

Goss Stadium At Coleman Field

Ballpark	Goss Stadium at Coleman Field
Opened (capacity)	1907 (3,248)
Left field	330 ft. (14-ft. fence)
Left-centerfield	365 ft. (11-ft. fence)
Center field	400 ft. (8-ft. fence)
Right-centerfield	365 ft. (8-ft. fence)
Right field	330 ft. (8-ft. fence)
Press box phone	(541) 737-7475

Radio

Radio	Beaver Sports Network
Flagship Stations	KEJO 1240-AM (Corvallis) KPAM 860 (Portland)
	Beaver Nation Online (osubeavers.com)
Primary Play-By-Play	Mike Parker

Media Guide Credits

The 2011 Oregon State University baseball guide was designed, written, and produced by Hank Hager of the OSU Athletic Communications Office. Cover designs by Ben Little. Photography by Dave Nishitani, Beth Buglione, Ethan Erickson, Denny Wolverton, Rich Heins, Phyllis M. Heins, Dennis Hubbard, Cheryl Hatch, Erik Dresser, the Omaha World Herald and courtesy of USA Baseball, Major League Baseball Clubs, Minor League Baseball clubs and from Oregon State Library archives.



2011 OREGON STATE BASEBALL

MEDIA INFORMATION

OSU Athletic Communications



Steve Fenk
*Assistant Athletics
Director, Athletic
Communications*



Jason Amberg
*Assistant Director,
Athletic Communications*



Hank Hager
*Assistant Director,
Athletic Communications*

BASEBALL CONTACT



Shawn Schoeffler
*Assistant Director,
Athletic Communications*



Melody Stockwell
*Assistant Director,
Athletic Communications*



Ryan McCall
*Assistant,
Athletic Communications*

Athletic Communications Information

Phone.....(541) 737-3072
Fax(541) 737-3020
Press Box Phone.....(541) 737-7475
Web site..... www.osubeavers.com
Mailing Address..... 209 Gill Coliseum
.....Corvallis, OR 97331
Baseball ContactHank Hager
Hager Cell(541) 230-0611
Hager Office.....(541) 737-7472
E-Mail.....hank.hager@oregonstate.edu

The Oregon State Athletics Communications office appreciates your interest in the 2011 Oregon State baseball team. We look forward to serving members of the media throughout the year and hope this media guide is a helpful tool throughout the season. Please contact Assistant Director for Athletic Communications Hank Hager for any media needs concerning the Oregon State baseball team. He can be reached by email at hank.hager@oregonstate.edu or by calling the Oregon State at (541) 737-7472.

The following is a set of guidelines for covering the club this season.

Broadcasting Arrangements

Requests for radio, Internet, television or any other broadcasting privileges of Oregon State baseball should be addressed to Hank Hager as far in advance as possible.

Game Notes

A set of Oregon State game notes will be made available to members of the media prior to each game. To be included on the Oregon State baseball e-mail list in order to receive the notes prior to the game, please contact Hank Hager. Notes will also be posted on the home of Oregon State Athletics, osubeavers.com.

Interviews

All coach and student-athlete interviews must be arranged through Hank Hager. On gamedays, head coach Pat Casey, his assistants and members of the team will be available shortly after the game's conclusion. Interviews will be done in an informal manner on the field. Please notify Hank Hager of any requested players or coaches prior to the conclusion of the game.

For all visiting team interview requests, please contact that respective team's Sports Information Director.

Pre-Game Interviews

Oregon State players are available for interviews on gamedays, but only prior to batting practice. Players will not be made available after batting practice starts until that game's completion.

Practices

Practices are held at Goss Stadium at Coleman Field on a daily basis and are generally open to members of the media. Players and coaches are normally available for interviews before and after practice, depending on the schedule for that day. Please contact Hank Hager to schedule any interviews at least 24 hours in advance.

Please DO NOT contact any players away from Goss Stadium unless previously arranged by Hank Hager.

Press Box

Goss Stadium features a full working press box immediately behind home plate. Due to space limitations, seating is not guaranteed. Please notify Hank Hager at least 24 hours in advance if desiring to cover the Beavers. Wireless Internet is

available at the Goss Stadium press box.

Pre-game services include statistics, game notes, gameday programs and media guides. Post-game stats will be made available to working members of the media as soon as possible after the completion of each game.

Photography

Please note that there are no designated photography areas at Goss Stadium. Photographers are free to shoot from the Goss Stadium stands. However, please do not impede spectators' sightlines.

Photographers are allowed on the field pre-game, but must clear the field 45 minutes prior to first pitch unless there is a ceremony. At no time during the game are photographers allowed on the field or in the dugouts.

Field Access

There is field access prior to the start of each game, but all members of the media must leave the field at the completion of batting practice, approximately 45 minutes prior to first pitch. Media is allowed on the field for post-game interviews.

Media Credentials

Requests for all media credentials should be made to Hank Hager at least 24 hours in advance for necessary games or series. Season credentials will be made available to media members who will cover the team on a season basis. Single-game credentials and series credentials are also available.

Credentials will be left at the Goss Stadium ticket office will call or the Oregon State Media Relations Office. Credentials can be mailed but only if requested.

Media Guides

This media guide is made available for members of the media to provide biographical and historical information regarding the Oregon State program, its players, coaches, staff and administration. Please note that no media guides will be formally printed this season.

Internet

The online home of Oregon State Athletics, osubeavers.com, is the place to go for all Oregon State baseball information, including a team roster and bios, schedule, live stats links, updated game notes and statistics. Fans can also enjoy viewing photo galleries after select games.

Live Stats

Check osubeavers.com for gameday information and live stats links. Every Oregon State baseball home game will be available via live stats.

Media Server

A media server containing head shots and other OSU information has been setup. Please contact the OSU Athletic Communications office for instructions on how to access the server.

2011 OREGON STATE BASEBALL

RADIO/TV/SOCIAL MEDIA

Oregon State On The Radio, TV

Radio

The Oregon State baseball team enjoys one of the finest radio packages in the Pacific-10 Conference. Every Oregon State game is broadcast in Corvallis and Portland as well as select areas in the state of Oregon. The two-time national champions can be found on "Joe Radio", KEJO 1240-AM in Corvallis.



In Portland, KPAM 860 and its sister-station, KKAD 1550-AM, will air Oregon State regular season and postseason games. The Beavers can also be found on other stations across the Beaver Sports Network, which is announced prior to the start of the season and is available below.



Mike Parker serves as the play-by-play voice of Oregon State baseball. In addition to covering head coach Pat Casey's club, Parker also does play-by-play for Oregon State football and men's basketball.

Location	Station
Bend, Ore.,	KICE 940-AM
Burns, Ore.	KORC 92.7-FM
Corvallis, Ore.	KEJO 1240-AM
Eugene, Ore.	KKNX 840-AM
Grants Pass, Ore.	KAKT 104.7-FM
Klamath Falls, Ore.	KLAD 960-AM
Medford, Ore.	KCMX 880-AM
Medford, Ore.	KAKT 105.1-FM
Portland, Ore.	KPAM 860-AM
Portland, Ore.	KKAD 1550-AM
Roseburg, Ore.	KSKR 1490-AM
Salem, Ore.	KBZY 1490-AM

Beavers All-Access

The popular "Beavers All-Access will feature the Oregon State baseball team for another exciting season. FSN Northwest and FCS air the 30-minute show for 24 weeks during the academic year and during baseball season, head coach Pat Casey and his players are featured. The show airs regularly on either Wednesday or Thursday and is replayed several times a week.



Beaver Sports Talk

For 30 weeks during the academic year, Beaver Sports Talk, hosted by the voice of OSU baseball, Mike Parker, features the best in Oregon State

athletics. The hour-long call in show airs from 7-8 p.m. Tuesday nights from McMenasins across the street from the OSU campus.

Head coach Pat Casey will appear on the show during baseball season, as will as the team's players and an "Everyday Champion" selected each week from one of OSU's 17 sports.

Internet Audio/Video

Beaver Nation Online will stream every baseball game, home and away, live over the internet on either Beaver Nation Online (osubeavers.com). Beaver Nation Online will also stream a live video webcast of every home game, using a videoboard feed at Goss Stadium at Coleman Field with the Beaver Sports Radio Network overlay.

Beaver Nation Online, the subscription-based site within osubeavers.com, offers exclusive interviews, highlights, webcasts and special features from Beaver coaches and players during the year.

The online home of Oregon State Athletics, osubeavers.com, will also be the place to find live stats for all home games.

Social Networking



Twitter.com/Beaver_Baseball



Facebook.com/OregonStateBaseball



YouTube.com/OSUBeaversAthletics

Oregon State Athletics has embraced social networking and now offers fans of Beaver Nation to follow on Facebook, YouTube and Twitter.

Facebook is a free-access social networking website. Users can join networks organized by city, workplace, school, and region to connect and interact with other people. People can also add friends and send them messages, and update their personal profiles to notify friends about themselves.

Join Beaver Nation as it supports the Beavers

via Facebook — <http://www.facebook.com/OregonStateBeavers> and <http://www.facebook.com/OregonStateBaseball>.

YouTube is a free video sharing website on which users can upload and share videos.

View the latest highlights and interviews of OSU's athletes and coaches at <http://www.youtube.com/osubeaversathletics>.

Twitter is a free social networking and micro-blogging service that enables its users to send and read each others' updates, known as tweets. Tweets are text-based posts of up to 140 characters, displayed on the author's profile page and delivered to other users - known as followers - who have subscribed to them.

Follow the Beavers via Twitter for the most up-to-date information on OSU Baseball — http://twitter.com/beaver_baseball.

The baseball Twitter is the place to go for updated gameday information, score updates and other news items for one of the Pac-10's most popular programs.



MIKE PARKER

Play-By-Play

Mike Parker is in his 12th season calling OSU football, men's basketball and baseball action and has been behind the microphone for some of the school's crowning achievements on the athletic fields. The "Voice of the Beavers" is a 1982 graduate of the University of Oregon with a bachelor's degree in rhetoric and communications. His broadcasting career includes play-by-play for football, basketball and baseball for high school sports in Oregon, beginning in 1977. He was the voice of the Eugene Emeralds (1983-86) minor league baseball club and the Oregon women's basketball program (1983-87). He also was the play-by-play voice of the AAA Portland Beavers from 1987-92. Parker hosted a show on all-sports KFXR Radio from 1990-95 before moving to KEX Radio as host of Sportsline and the Fifth Quarter program following Portland Trail Blazer games. Parker has been named the Oregon Sportscaster of the Year four times, including in 2006. Mike and his wife Missy have two daughters, Lydia and Ellie.

Beaver Sports Properties

Beaver Sports Properties a division of Learfield Sports is the multi media rights holder that represents the Oregon State Athletic Department. Beaver Sports Properties is responsible for all aspects of corporate sponsorships; production of game-day television, radio and publications; securing media partnerships; and development of the official Oregon State athletics website at www.osubeavers.com.

Oregon State has enjoyed record levels of marketing revenue and built strong business partnerships during its association with Beaver Sports Properties.

The Beaver Sports Properties staff consists of Steve Sullivan, General Manager, Barry Spiegelberg, Associate GM, Anjie Daiker, Account Executive, and Stuart Burke, Sales Assistant.

Beaver Sports Properties can be reached in Corvallis at (541) 737-8364 or in Portland at (503) 553-3401.



2011 OREGON STATE BASEBALL

OREGON STATE MEDIA/PRE-GAME SCHEDULES

Local Print Media

OUTLET	MAILING ADDRESS	CITY	PHONE	CONTACT	EMAIL	WEBSITE
Associated Press	121 SW Salmon, Suite 1450	Portland, OR 97204	(503) 228-2169	Anne Peterson	apeterson@ap.org	www.ap.org
Bend Bulletin	P.O. Box 6020	Bend, OR 97708	(541) 382-1811	Bill Bigelow	bbigelow@bendbulletin.com	www.bendbulletin.com
Corvallis Gazette-Times	600 SW Jefferson	Corvallis, OR 97330	(541) 753-2641			www.gazettetimes.com
The Daily Barometer	Oregon State University	Corvallis, OR 97331	(541) 737-2231		baro.sports@oregonstate.edu	www.media.barometer.orst.edu
Eugene Register-Guard	P.O. Box 10188	Eugene, OR 97440	(541) 485-1234	Bob Clark	bob.clark@guardnet.com	www.registerguard.com
The Oregonian	1320 SW Broadway	Portland, OR 97201	(503) 221-8161	Lindsay Schnell	lschnell@oregonian.com	www.oregonlive.com
Portland Tribune	6605 SE Lake Rd.	Portland, OR 97222	(503) 226-6397	Kerry Eggers	kerryeggers@portlandtribune.com	www.portlandtribune.com
Statesman-Journal	280 Church Street	Salem, OR 97308	(503) 399-6700	Gary Horowitz	ghorowit@statesmanjournal.com	www.statesmanjournal.com

National Print Media

OUTLET	MAILING ADDRESS	CITY	PHONE	CONTACT	EMAIL	WEBSITE
Baseball America	201 West Main St., Suite 201	Durham, NC 27702	(919) 682-9635	Aaron Fitt	aaronfitt@baseballamerica.com	www.baseballamerica.com
Collegiate Baseball	P.O. Box 50566	Tucson, AZ 85703	(520) 623-4530	Lou Pavlovich, Jr.	editor@baseballnews.com	www.baseballnews.com
Rivals.com College Baseball	10 Cadillac Dr., Suite 400	Brentwood, TN 37027	(979) 229-4092	Kendall Rogers	rogersk@yahoo.com	www.collegebaseball.rivals.com
USA Today	7950 Jones Branch Dr.	McLean, VA 22108	(703) 854-5286	Andy Gardiner	agardiner@usatoday.com	www.usatoday.com

Radio Media

OUTLET	MAILING ADDRESS	CITY	PHONE	CONTACT	EMAIL	WEBSITE
Beaver Sports Radio Network	114 Gill Coliseum	Corvallis, OR 97331	(541) 737-8360	Steve Sullivan	ssullivan@beaversportsproperties.com	www.osubeavers.com
Churchill Media (Spanish)	895 Country Club Rd., Suite A200	Eugene, OR 97401	(541) 343-4000	Paul Danitz	mail@churchillmedia.com	www.churchillmedia.com
KPAM (860)	6605 SE Lake Road	Portland, OR 97222	(503) 223-4321	Ron Callan	rcallan@kpam.com	www.kpam.com
KEJO (1240)	2840 Marion St. SE	Albany, OR 97321	(541) 926-8628	Mike Parker	parker@osubeavers.com	www.kejoam.com
KEX (1190)	4949 SW MacAdam Ave.	Portland, OR 97204	(503) 225-1190	Scott Lynn	scottlynn@clearchannel.com	www.1190kex.com
KFX - The Fan (1080)	0700 SW Bancroft	Portland, OR 97239	(503) 223-1441	Jason Swygard	jswygard@entercom.com	www.kfxx.com
KGAL (1580)	P.O. Box 749	Albany, OR 97321	(541) 926-8683			www.kgal.com
KXL (750)	0234 SW Bancroft	Portland, OR 97239	(503) 243-7595	Jay Allen	jay.allen@kxl.com	www.kxl.com
95.5 The Game (FM)	0234 SW Bancroft	Portland, OR 97239	(503) 243-7595	Jay Allen	jay.allen@kxl.com	www.955thegame.com

Television Media

OUTLET	MAILING ADDRESS	CITY	PHONE	CONTACT	EMAIL	WEBSITE
KVAL (CBS)	P.O. Box 1313	Eugene, OR 97401	(541) 485-4888	Tom Ward	ward@kval.com	www.kval.com
KATU (ABC)	P.O. Box 2	Portland, OR 97207	(503) 231-4222	Katy Brown	katyb@katu.com	www.katu.com
KBVR (on campus)	Oregon State University	Corvallis, OR 97331	(541) 737-3522			
KEZI (ABC)	P.O. Box 7709	Eugene, OR 97401	(541) 485-5611	Bryan Salmond	bryansalmond@kezi.com	www.kezi.com
KGW (NBC)	1501 SW Jefferson	Portland, OR 97201	(800) 288-5498	Joe Becker	jbbecker@kgw.com	www.kgw.com
KMTR (NBC)	3825 International Court	Springfield, OR 97477	(541) 746-1600			www.kmtr.com
KOIN (CBS)	222 SW Columbia Street	Portland, OR 97201	(503) 464-0600	Dan Christopherson	dchristopherson@koin.com	www.koin.com
KPTV (FOX)	14975 NW Greenbrier Parkway	Beaverton, OR 97006	(503) 548-6539	Matt Smith	matthew.smith@kptv.com	www.kptv.com

Goss Stadium Pre-Game Schedules

12:05 p.m. First Pitch

9:40 a.m.	Oregon State Infield
9:50 a.m.	Oregon State Batting Practice
10:35 a.m.	Visitors Batting Practice
11:20 a.m.	Visitors Infield
11:40 a.m.	Field Preparation
11:58 a.m.	Ceremonial First Pitch
12:00 p.m.	Starting Lineups
12:00 p.m.	National Anthem
12:05 p.m.	First Pitch

1:05 p.m. First Pitch

10:40 a.m.	Oregon State Infield
10:50 a.m.	Oregon State Batting Practice
11:35 a.m.	Visitors Batting Practice
12:20 p.m.	Visitors Infield
12:40 p.m.	Field Preparation
12:58 p.m.	Ceremonial First Pitch
1:00 p.m.	Starting Lineups
1:00 p.m.	National Anthem
1:05 p.m.	First Pitch

2:05 p.m. First Pitch

11:40 a.m.	Oregon State Infield
11:50 a.m.	Oregon State Batting Practice
12:35 p.m.	Visitors Batting Practice
1:20 p.m.	Visitors Infield
1:40 p.m.	Field Preparation
1:58 p.m.	Ceremonial First Pitch
2:00 p.m.	Starting Lineups
2:00 p.m.	National Anthem
2:05 p.m.	First Pitch

5:05 p.m. First Pitch

2:40 p.m.	Oregon State Infield
2:50 p.m.	Oregon State Batting Practice
3:35 p.m.	Visitors Batting Practice
4:20 p.m.	Visitors Infield
4:40 p.m.	Field Preparation
4:58 p.m.	Ceremonial First Pitch
5:00 p.m.	Starting Lineups
5:00 p.m.	National Anthem
5:05 p.m.	First Pitch

5:35 p.m. First Pitch

3:10 p.m.	Oregon State Infield
3:20 p.m.	Oregon State Batting Practice
4:05 p.m.	Visitors Batting Practice
4:50 p.m.	Visitors Infield
5:10 p.m.	Field Preparation
5:28 p.m.	Ceremonial First Pitch
5:30 p.m.	Starting Lineups
5:30 p.m.	National Anthem
5:35 p.m.	First Pitch

6:05 p.m. First Pitch

3:40 p.m.	Oregon State Infield
3:50 p.m.	Oregon State Batting Practice
4:35 p.m.	Visitors Batting Practice
5:20 p.m.	Visitors Infield
5:40 p.m.	Field Preparation
5:58 p.m.	Ceremonial First Pitch
6:00 p.m.	Starting Lineups
6:00 p.m.	National Anthem
6:05 p.m.	First Pitch

2011 OREGON STATE BASEBALL

2011 OPPONENT INFORMATION

2011 Opponent Information

Team	Head Coach (Yr.)	Conference	2010 Rec.	2010 Conf.	Ballpark (Capacity)
Arizona	Andy Lopez (10th)	Pacific-10	34-24	12-15 (T-7th)	Jerry Kindall Field (6,500)
Arizona State	Tim Esmay (2nd)	Pacific-10	52-10	20-7 (1st)	Packard Stadium (4,000)
California	David Esquer (12th)	Pacific-10	29-25	13-14 (T-5th)	Evans Diamond (2,500)
Connecticut	Jim Penders (7th)	Big East	48-16	20-6 (2nd)	J.O. Christian Field
Fresno State	Mike Batesole (9th)	Western Athletic	38-25	16-8 (1st)	Beiden Field (3,575)
Gonzaga	Mark Machtolf (8th)	West Coast	20-36	8-13 (T-5th)	Patterson Baseball Complex (1,500)
Hartford	Jeff Calcaterra (7th)	America East	11-37	5-19 (5th)	Fiondella Field (1,500)
Indiana	Tracy Smith (5th)	Big Ten	28-27	12-12 (T-5th)	Sembower Field (1,500)
Long Beach State	Troy Buckley (1st)	Big West	25-29	11-13 (T-5th)	Blair Field (3,200)
New Mexico State	Rocky Ward (12th)	Western Athletic	36-23	14-9 (T-2nd)	Presley-Askew Field (1,000)
Oregon	George Horton (3rd)	Pacific-10	40-24	13-14 (T-5th)	PK Park (3,717)
Portland	Chris Sperry (14th)	West Coast	21-33	3-18 (9th)	Joe Etzel Field (1,500)
Seattle	Donny Harrell (2nd)	Independent	11-39	--	Bannerwood Park (N/A)
Stanford	Mark Marquess (35th)	Pacific-10	31-25	14-13 (4th)	Sunken Diamond (2,113)
Texas-San Antonio	Sherman Corbett (11th)	Southland	22-28	13-20 (9th)	Roadrunner Field (800)
Texas A&M-Corpus Christi	Scott Malone (4th)	Southland	20-33	10-22 (T-11th)	Whataburger Field (8,000)
UC Santa Barbara	Bob Brontsema (18th)	Big West	24-30	10-14 (T-5th)	Caesar Uyesaka Stadium (1,000)
UCLA	John Savage (7th)	Pacific-10	51-17	18-9 (2nd)	Jackie Robinson Stadium (1,250)
USC	Frank Cruz (1st)	Pacific-10	28-32	7-20 (10th)	Dedeaux Field (1,800)
VMI	Marlin Ikenberry (8th)	Big South	33-22	13-14 (T-5th)	Gray-Minor Stadium (1,400)
Washington	Lindsay Meggs (2nd)	Pacific-10	28-28	11-16 (9th)	Husky Ballpark (1,500)
Washington State	Donnie Marbut (7th)	Pacific-10	37-22	15-12 (3rd)	Bailey-Brayton Field (3,500)

2011 Sports Information Directory

Team	Contact	Office	Email	Press Box	Web Site
Arizona	Blair Willis	(520) 621-4163	bmw23@email.arizona.edu	(520) 621-4440	www.arizonaathletics.com
Arizona State	Randy Policar	(480) 965-6594	randy.policar@asu.edu	(480) 727-7253	www.thesundevils.com
California	Scott Ball	(510) 643-1741	sball@berkeley.edu	(510) 642-3098	www.calbears.com
Connecticut	Kristen Altieri	(860) 486-4089	kristen.altieri@uconn.edu	N/A	www.uconnhuskies.com
Fresno State	Theresa Kurtz	(559) 244-5619	tkurtz@csufresno.edu	(559) 278-7678	www.gobulldogs.com
Gonzaga	Ricky Hoskin	(509) 313-4227	hoskin@athletics.gonzaga.edu	(509) 313-5730	www.gozags.com
Hartford	Sam Angell	(860) 768-4620	sangell@hartford.edu	N/A	www.hartfordhawks.com
Indiana	Matt Brady	(812) 856-0215	mibrady@indiana.edu	(812) 855-4787	www.iuhoosiers.com
Long Beach State	Roger Kirk	(562) 985-8569	rkirk@csulb.edu	N/A	www.longbeachstate.com
New Mexico State	Eddie Morelos	(575) 646-1885	emorelos@nmsu.edu	N/A	www.nmstatesports.com
Oregon	Andria Wenzel	(541) 346-0692	awenzel@uoregon.edu	(541) 346-6309	www.goducks.com
Portland	Adam Linnman	(503) 943-7731	linnman@up.edu	(503) 943-7253	www.portlandpilots.com
Seattle	Jason Behenna	(206) 296-5915	behennaj@seattleu.edu	N/A	www.goseattleu.com
Stanford	Niall Adler	(650) 725-2959	nadler@stanford.edu	(650) 723-4629	www.gostanford.com
Texas-San Antonio	Tony Baldwin	(210) 458-6460	anthony.baldwin@utsa.edu	(210) 458-4612	www.goutsa.com
Texas A&M-CC	Matt Brady	(361) 825-3410	matthew.brady@tamucc.edu	(361) 561-4665	www.goislanders.com
UC Santa Barbara	Matt Hurst	(805) 893-8603	matt.hurst@athletics.ucsb.edu	(805) 893-4671	www.ucsbgauchos.com
UCLA	Alex Timiraos	(310) 206-4008	atimiraos@athletics.ucla.edu	(310) 794-8213	www.uclabruins.com
USC	Jason Pommier	(213) 740-3807	pommier@usc.edu	(213) 748-3449	www.uscetrojans.com
VMI	Brad Salois	(540) 464-7015	saloisbj@vmi.edu	(540) 460-6920	www.vmikeydets.com
Washington	Jeff Bechtold	(206) 543-2230	bechtold@u.washington.edu	(206) 685-1994	www.gohuskies.com
Washington State	Craig Lawson	(509) 335-0265	craig@wsu.edu	(509) 335-8291	www.wsucougars.com

2011 Series Information

Team	All-Time Record	At Home	At Opponent	Neutral Site	Last Meeting
Arizona	Arizona, 28-22	OSU, 14-7	UA, 19-8	UA, 2-0	2010: UA 3, OSU 1
Arizona State	Arizona State, 42-21	ASU, 10-8	ASU, 23-10	ASU, 7-4	2010: OSU 9, ASU 8
California	California, 38-26	Tied, 12-12	Cal, 24-12	Tied, 2-2	2010: CAL 9, OSU 3
Connecticut	None	Never	Never	Never	First Meeting
Fresno State	Fresno State, 26-9	Never	FS, 25-9	FS, 1-0	2000: FS 8, OSU 0
Gonzaga	Oregon State, 60-33	OSU, 26-11	OSU, 26-18	OSU, 8-4	2009: OSU 8, GON 1
Hartford	None	Never	Never	Never	First Meeting
Indiana	None	Never	Never	Never	First Meeting
Long Beach State	Long Beach State, 8-2	LBSU, 2-1	LBSU, 5-1	LBSU, 1-0	2010: LBSU 8, OSU 4
New Mexico State	Oregon State, 6-2	Never	OSU, 2-1	OSU, 4-1	2005: OSU 11, NMSU 2
Oregon	Oregon State, 159-148	OSU, 84-70	UO, 76-72	OSU, 3-1	2010: OSU 2, UO 1
Portland	Oregon State, 149-60	OSU, 76-28	OSU, 69-26	UP, 6-4	2010: OSU 9, UP 2
Seattle	Oregon State, 6-3-1	OSU, 5-2	Never	OSU, 1-1-1	2010: OSU 12, SU 2
Stanford	Stanford, 42-25	OSU, 14-11	STAN, 23-11	STAN, 6-0	2010: STAN 10, OSU 7
Texas-San Antonio	None	Never	Never	Never	First Meeting
Texas A&M-CC	None	Never	Never	Never	First Meeting
UC Santa Barbara	Oregon State, 11-8-1	OSU, 2-1	OSU, 4-2-1	Tied, 5-5	2005: OSU 5, UCSB 3
UCLA	UCLA, 31-21	UCLA, 16-11	UCLA, 14-9	Tied, 1-1	2010: UCLA 10, OSU 2
USC	USC, 44-20	USC, 19-12	USC, 23-8	USC, 2-0	2010: OSU 4, USC 3
VMI	None	Never	Never	Never	First Meeting
Washington	Oregon State, 224-185-2	OSU, 129-70	UW, 108-81-2	OSU, 14-7	2010: UW 3, OSU 2
Washington State	Washington State, 224-190-2	OSU, 102-76	WSU, 127-90-2	WSU, 21-18	2010: OSU 3, WSU 2

The College World Series

- Oregon State has made a habit of becoming visitors to Omaha, the site of the College World Series. The Beavers made three consecutive trips to Rosenblatt Stadium from 2005-2007 and have been to the College World Series four times after their inaugural trip in 1952.
- Oregon State became just the fifth team in NCAA history to win consecutive titles when winning championships in 2006 and 2007. The Beavers were the first team in a decade to accomplish the feat and the first from the Pac-10 in almost 20 years.
- Oregon State is just the fifth team currently in the Pac-10 to reach the College World Series in three consecutive seasons.
- The Beavers became just the sixth Pac-10 club to win the World Series by sweeping its entire way through Omaha. Oregon State went 5-0 in 2007, and trailed just one inning throughout the team's play in Omaha.
- A total of 26,887 fans came out to watch Oregon State's title-clinching 11-4 win over North Carolina in 2007. That total is the single-largest crowd to watch a championship series game in College World Series history. That series' championship game drew 25,012, the largest final game ever at Rosenblatt Stadium.
- In Oregon State's two championship seasons, the Beavers had 11 players named to the College World Series All-Tournament Team. That tied a Pac-10 record for most players over a two-year span.

Coaching Success

- Current head coach Pat Casey is one of many of Oregon State's successful head coaches. Casey is in his 17th season as head coach of the Beavers and enters the season with 537 victories, which places him third in Oregon State history.
- Jack Riley, Casey's predecessor at Oregon State, holds the school's record with 613 victories over a 22-year span. He won five titles with the Beavers during his tenure and posted 274 victories in Pac-10 play for a .731 winning

percentage.

- Ralph Coleman spent 35 seasons in the Oregon State dugout through three different coaching stints. Until Riley overtook him, Coleman was the program's leader with 561 victories, including 279 against Pac-10 clubs. He won 10 conference titles during his 35-year tenure. Coleman still holds the school's record for career winning percentage at .640.
- All three historical coaches for the Beavers are ranked in the top 20 in Pac-10 coaching history. Casey is 19th all-time in victories, while Coleman is 16th and Riley is 12th.
- After winning two straight titles, Casey was recognized nationally. In 2006 and 2007, he won National Coach of the Year honors by various organizations.
- Coaching success doesn't just rest upon Oregon State head coaches. Three former Oregon State assistant coaches were named head coaches at their respective universities in 2008. Dan Spencer took over head coaching duties at Texas Tech while Gary Henderson was named the head coach at Kentucky. Donny Harrell was named the head coach at Seattle, which started play at the D-I level in 2010.
- Oregon State has three fine assistant coaches who will be in the dugout this season. Marty Lees enters his 10th year with the Beavers, now as associate head coach, and has made the Beavers into one of the nation's best defensive teams. Oregon State has finished in the top 20 nationally in fielding percentage in four of the last five seasons.
- Pat Bailey is in his fourth season as an Oregon State assistant. He has also tasted a national title after leading nearby George Fox to a Division III title in 2004.
- Pitching coach Nate Yeskie is in his third season with the Beavers. Oregon State's team ERA dropped nearly a run and a half in Yeskie's first season with OSU. He also mentored Sam Gaviglio to multiple Freshman All-America honors in 2009, as well as Matt Boyd in 2010.

Beavers In The Draft

- Oregon State has seen 38 players drafted over the past five seasons. In 2006, the Beavers had nine players chosen by Major League clubs, a single-year record.
- In 2007, Oregon State accomplished another first. Eddie Kunz and Mitch Canham were both selected in the first round, marking the first time two Beavers went in the draft's initial round in the same season.
- Under head coach Pat Casey, 28 players have been selected in the draft's top nine rounds. Of those 28 selections, 27 signed professional contracts and 18 are still playing with an affiliated organization at the conclusion of the 2010 season.
- Six different Beavers have been selected in the first round of the draft, including Steve Lyons in 1981, Mike Thurman in 1994 and Jacoby Ellsbury in 2005. Lyons had a long Major League career, seeing time for four Major League organizations in nine seasons. Thurman played six seasons for Montreal and the New York Yankees and Ellsbury completed his first full MLB season in 2008.

Professional Beavers

- In 2010, six different former Oregon State players saw time with Major League clubs. Overall, the Beavers have had 23 players play at the game's highest level. And with 38 MLB selections the past five seasons, Oregon State is expecting to see more Major League debuts the next few seasons.
- Jacoby Ellsbury became Oregon State's first alum to win a World Series when he and the Boston Red Sox swept Colorado in 2007. Ellsbury, a rookie that season, batted .438 with four doubles and a stolen base in the series. Ellsbury recently set Boston's single-season stolen base record with 70 in 2009.
- Brian Barden was named the National League's Rookie of the Month for April of 2009.
- Barden became Oregon State's first Olympian in 2008 and helped guide Team USA to a bronze medal the Beijing Olympics. Barden



The Beavers celebrated their second consecutive national title in 2007



Jacoby Ellsbury became Oregon State's first World Series winner in 2007

had made his Major League debut with Arizona in 2007 and has also seen action with the St. Louis Cardinals in 2007 and 2008.

- Ken Forsch is widely considered to be Oregon State's most successful professional player, seeing 16 seasons with the Houston Astros and California Angels from 1970 to 1986. In 1982, he won a career-high 13 games and finished with 114 for his career.
- Twenty-nine Beavers played for an affiliated organization in 2010.

All-Americans

- Oregon State has a proud history of having players recognized nationally with All-American honors. Nineteen different Beavers have earned All-American honors.
- Of those 19 players, four have earned All-American status in two different seasons. Those players are Jay Dean in 1954 and 1955, Cecil Ira in 1962 and 1963 and Dallas Buck and Jonah Nickerson in 2005 and 2006.
- Oregon State has seen a spike in All-Americans since Pat Casey took the helm in 1995. Under Casey, the Beavers have had nine All-Americans, most recently with Mitch Canham, who was named one by *Collegiate Baseball* in 2007.

Oregon State And Team USA

- Oregon State has begun a new tradition. Over the last five seasons, the Beavers have had their first Olympian and four other players who have been named to the Team USA National Team.
- In 2008, Brian Barden played in eight of Team USA's nine games in Beijing as the Red, White and Blue took home the bronze medal.
- In 2005, teammates Kevin Gunderson and Jonah Nickerson became the first Beavers to play for the USA National Team.
- Darwin Barney became the third Beaver to play for Team USA in 2006.
- In 2008, Kevin Rhoderick became the fourth Oregon State player to earn a spot on the national team.



Kevin Gunderson was an All-American in 2006

One Of The Nation's Finest Ballparks

- That can certainly be the title bestowed upon Goss Stadium at Coleman Field as the venerable facility underwent an expansion during the 2008 season.
- Oregon State has played on its home site since 1907, the program's first year. And in 2009, Goss Stadium was in its finest condition.
- The ballpark now has 2,798 permanent seats and capacity can reach nearly 3,300 when temporary outfield seating is installed.
- Oregon State played 31 home games in 2010 and set a program record in attendance, totaling 64,792 fans. That was an average of 2,090, second-best in school history.
- New features to the ballpark include the Omaha Room, a club level down the right field line, and a new player's lounge adjacent to the third base dugout. The Beavers also installed a Hall of Fame Room and Academic Room, both of which are located underneath the club level.
- Oregon State is one of just a few Pac-10 teams to have a videoboard and the Beavers were the first to install one, doing so in 2007.

On The Road

- Oregon State regularly plays to a big fan base wherever it travels. That was never more evident when Oregon State and Oregon set a Pacific-10 Conference record with a crowd of 15,540 during the Civil War at PGE Park in 2009. The third game of the series subsequently drew 13,709, for a total of 29,249 over the two games.
- Last year, away from Goss Stadium, the Beavers played in crowds that averaged 2,069. All told, OSU finished 2010 with a total attendance of just less than 115,000.

Media Exposure

- Oregon State is one of the most media friendly teams in the nation and is regularly covered by a number of newspapers, television stations and radio stations.
- Oregon State has been the center of features by *Baseball America*, *USA Today*, *Collegiate Baseball* and many other national publications over the last few years.
- Oregon State regularly plays in front of television audiences on FSN Northwest and ESPN, doing so 10 times in 2010. The Beavers, through the Pac-10, are a popular team for FSN to broadcast on a national scale.
- The Beavers enjoy one of the best radio packages on the West Coast. Every game this season is scheduled to air live on the Beaver Sports Network and online on Beaver Nation Online.
- In 2008, the Beavers, through the Pac-10, appeared on XM Radio three times during the season to reach a national audience.




Darwin Barney played for Team USA in 2006

The Pacific-10 Conference

- Oregon State calls the Pacific-10 Conference home and has so at various points since the 1916 season. The Beavers joined the conference for good in 1946.
- The Pac-10 is called the "Conference of Champions" for a reason. Arguably the nation's top collegiate baseball conference, it holds the national record with 26 national titles. That is 16 titles more than the second-place conference, the Big 12, which last won a title in 2005.
- At least one Pacific-10 Conference team has appeared in the national title game or series in seven of the last 13 seasons.
- There have been 61 College World Series tournaments and Pac-10 clubs have finished first or second 41 times.
- At least one Pac-10 team has advanced to the College World Series in every season dating back to 1997.
- Pac-10 clubs have won 240 games all-time at the College World Series. The Pac-10 is the only conference to have won more than 170 games at the World Series.
- Six of the Pac-10's 10 current teams have won at least two national titles. USC leads the nation with 12, although the Trojans have not been national champions since the 1998 season.
- The 2011 season marks the final one in the history of the Pac-10. The league will add new members in Colorado and Utah at the conclusion of the year and the league will be formally rebranded as the Pacific-12 Conference. Ten teams, however, will compete in baseball.

2011 OREGON STATE BASEBALL

GOSS STADIUM AT COLEMAN FIELD



GOSS STADIUM AT COLEMAN FIELD

One Of The Nation's Finest Ballparks

In 2010, Goss Stadium at Coleman Field went from being just a spectacular ballpark and to one with the biggest historical significance in the nation.

Goss, which has stood on the Oregon State campus since 1907, is now the oldest continuous ballpark in the nation. The Beavers have played at the site of Goss Stadium since the program began play more than 100 years ago.

The stadium itself has undergone numerous changes - including numerous renovations and expansions - but the playing field itself has stood in place since day one.

And just like day one, Goss, formerly known just as Coleman Field, has hosted games in front of one of the best fanbases in the nation.

In 2009, the Beavers played in a newly expanded Goss Stadium that brought capacity to nearly 3,300. And it paid off as a record average 2,218 fans saw the Beavers play 22 home games last season. That number will certainly jump in 2010 as OSU is scheduled to play a school-record 34 home games.

A project spearheaded by head coach Pat Casey expanded the stadium prior to the 2009 season gave the ballpark a facelift. Nearly 1,000 seats were added down the left and right field lines, enabling more Oregon State fans to witness one of the top programs in the nation.

The seating addition is far from the only change fans saw beginning last season. A stadium suite, called the Omaha Room, now looms over right field with seating for approximately 70. Modeled after the club level at football's Reser Stadium, it can also be used for team banquets and other various events.

Underneath the Omaha Room are two new rooms -- an academic room

and a Hall of Fame room. The academic room and Hall of Fame area are utilized to celebrate the fine history at Oregon State and to allow its current student-athletes the chance to excel in the classroom.

Last, but certainly not least, is a new player's lounge located underneath the left field stands that gives Oregon State players the chance to relax before games and unwind afterwards.

The expansion completed a string of stadium upgrades as a video board located in right field was installed prior to the 2007 season. The board was the first of its kind in the Pacific-10 Conference and allows fans to watch replays and enjoy capabilities rivaled by Major League stadiums.

Attendance has spiked at the campus park. The Beavers saw an average of 1,899 per home game in 2008, including a mark of nearly 2,200 over the last 14 games of the season. In 2007, Oregon State fans went through the turnstiles at then-record rates. Oregon State averaged 2,005 fans per game at Goss in 2007, up from 1,642 in 2006 -- the Beavers' first NCAA title season. In 2005, the same season as OSU's first trip to Omaha since 1952, the Beavers averaged 1,484 fans.

In fact, in each of the three seasons Oregon State has hosted a regional or super regional, each game, totaling 13 in all, surpassed the 2,000 mark in attendance. Also, the Beavers saw crowds of 3,000 or better in six of those 13 games.

Oregon State rode that wave of support to an incredible home-field advantage. OSU went 17-5 at home last season and over the past four seasons, the Beavers are 101-26 (.795) at home, keeping in line with the team's all-time winning ways. In 101 years at what is now Goss Stadium -- and 99 seasons -- OSU is 1,021-439-1 at home, posting an impressive .699 winning percentage.

2011 OREGON STATE BASEBALL

GOSS STADIUM AT COLEMAN FIELD

Pat Casey, now in his 16th season at Oregon State, has utilized Goss Stadium, taking the fans' passions and his team's talents and turning them into wins. In 15 years, Casey's clubs have posted a 238-102 (.700) mark at home. In 2005, Oregon State set a program record with 26 home wins. A year later, the Beavers set the record again, finishing with 27 wins at venerable Goss Stadium.

Casey, just one of four coaches in the past 60 years at Oregon State, has seen two of the most significant stages of Goss Stadium. Previous to the 2009 expansion, in 1999, the park, then known just as Coleman Field, saw a major renovation. That renovation brought improved seating areas, a new press box and improved locker rooms and dugouts.

Nine years later, and with the completion of the new seating areas, Casey and Oregon State fans will have a ballpark he has strived for since coming to Corvallis prior to the 1995 season.

Over the past seven seasons, Goss Stadium has seen other improvements. In the spring of 2002, lights were added to the ballpark, making night games a possibility. And prior to the 2007 season, a new scoreboard with video replay capabilities went up in right-center field. During that same period, the Beavers got a new playing surface in the infield as FieldTurf was installed. The outfield remains natural grass.

The stadium's videoboard is the first of its kind in the Pacific-10 Confer-



ing it easy for students to stop by a game between classes.

The field is named for former Oregon State player and coach Ralph Coleman, who guided the Beavers for 35 seasons from 1923-66. The stadium is named for John and Eline Goss, whose major lead gift to the \$2.3-million fundraising effort made the project possible.

John Goss was an Oregon State track and field letterman in the 1930s. The naming of the stadium is also a memorial to his older brother, James Goss, an Oregon State graduate.

John and Eline Goss made additional contributions to OSU toward endowed scholarships for student/athletes and other top academic students, including graduates of Portland's Grant High and members of the Beta Theta Pi fraternity.

Over the 2005 and 2006 seasons, when Oregon State won back-to-back Pacific-10 championships, advanced to the College World Series and won the 2006 national title, the Beavers went 53-9 at home. In both those seasons, OSU won both the NCAA Regionals and Super Regionals in its own ballpark, giving national cable television audiences a look at the Beavers' diamond.

The park is symmetrical, measuring 330 feet down the foul lines, 365 to the power alleys and 400 to center. The fence is 14 feet high from left field to left-center, then eight feet high from left-center to right field.

Opened	1907	OSU Record	1,042-450-1	First Game	April 12, 1907	Dimensions	8 ft. fences
Renovated	1999		.698	Salem High 4, Oregon State 0			14 ft. in left field
	2009	Longest Win Streak	24 games	First Night Game	April 26, 2002		11 ft. in left center
Capacity	3,248		1951-52	Oregon State 3, Stanford 1			330-365-400-365-330

ence. Located in right center field, it is a welcome addition to the historic ballpark. Fans have the opportunity to watch replays, catch game highlights from past Oregon State victories and keep abreast of play in other conference games. As one of the few teams in the nation with a videoboard, the Beavers have the ability to provide a true gameday experience.

Goss Stadium at Coleman Field has an interesting history, to say the least.

When Oregon State began fielding a varsity baseball team in 1907, the school laid out a diamond on a lot just south of the main campus. A century later, that same site still serves as the home of the Beavers, making Goss Stadium at Coleman Field the oldest diamond in the Pacific-10 Conference and one of the oldest college fields in the country.

When Goss Stadium was added to Coleman Field in 1999, OSU owned not only one of the most historic home ballparks in the country but one of the finest, as well.

Over the past nine decades, the campus has grown around Goss Stadium at Coleman Field, making it one of the most picturesque settings in college baseball. The ballpark is a short walk down Waldo Place from the Memorial Union and OSU's central campus area, mak-

The concrete, steel and brick structure has a press box, a lobby/concession area, restrooms, locker rooms, dugouts and storage areas. The stadium was designed to complement the architecture of the surrounding campus, and to evoke the aura of baseball's historic parks.

The first game after the addition of Goss Stadium to Coleman Field was on March 12, 1999, when defending national champion Southern California topped the Beavers 5-2. The stadium was dedicated on April 17, 1999 as OSU beat California 11-5 before a crowd of 1,246 and a national cable television audience.

The ballpark saw its first night game on April 26, 2002, as the Beavers beat fourth-ranked Stanford 3-1. A set of lights meeting professional Class

Triple-A standards was installed that spring thanks to the generosity of longtime OSU boosters Bert and Shirley Babb.

Goss Stadium at Coleman Field has batting cages behind the left-field fence. When conditions call for indoor practice, the Beavers head for OSU's Truax Indoor Practice Facility, which opened in August, 2001.

The addition of Goss Stadium to Coleman Field ended years of speculation over whether the Beavers would be able to remain playing baseball at their longtime home.



2011 OREGON STATE BASEBALL

GOSS STADIUM AT COLEMAN FIELD

Goss Stadium Year-By-Year

Season-By-Season Records

Year	W-L	Year	W-L
1907	3-1	1960	10-0
1908	5-2	1961	13-2
1909	4-3	1962	13-2
1910	6-4-1	1963	12-4
1911	5-2	1964	10-4
1912	5-4	1965	6-8
1913	4-6	1966	8-7
1914	6-5	1967	15-3
1915	7-3	1968	13-3
1916	5-0	1969	7-9
1917	World War I	1970	5-5
1918	2-3	1971	9-5
1919	4-3	1972	6-10
1920	9-2	1973	10-6
1921	9-4	1974	8-5
1922	7-4	1975	10-4
1923	6-4	1976	18-1
1924	12-3	1977	13-3
1925	6-0	1978	9-7
1926	5-4	1979	10-4
1927	9-1	1980	18-3
1928	4-4	1981	11-3
1929	7-5	1982	15-2
1930	9-4	1983	14-3
1931	5-5	1984	8-6
1932	4-6	1985	14-5
1933	8-3	1986	14-1
1934	8-8	1987	13-4
1935	10-6	1988	14-5
1936	4-12	1989	12-5
1937	4-7	1990	15-4
1938	14-1	1991	14-3
1939	12-4	1992	10-10
1940	12-3	1993	15-3
1941	10-4	1994	16-4
1942	9-2	1995	15-5
1943	8-3	1996	13-3
1944	World War II	1997	16-4
1945	World War II	1998	20-4
1946	9-6	1999	6-9
1947	12-5	2000	13-10
1948	3-2	2001	18-7
1949	9-2	2002	18-9
1950	6-5	2003	9-12
1951	18-0	2004	9-11
1952	19-5	2005	26-5
1953	5-5	2006	27-4
1954	7-3	2007	17-7
1955	8-1	2008	14-7
1956	8-7	2009	17-5
1957	10-5	2010	21-11
1958	9-6	Totals	1,042-450-1
1959	13-2		.698

Most Wins, Single-Season.....27 (2006)
Most Losses, Single-Season..... 12 (1936, 2003)

Goss Stadium Firsts

Post 1999 Renovation

Game USC 5, Oregon State 2 (3/12/99)
Pitch..... Mark Newell, Oregon State
Batter..... Seth Davidson, USC
Putout..... Troy Schader, Oregon State
Save..... Justin Lehr, USC
Hit..... Eric Munson, USC (1st inning single)
OSU Hit..... Corrie Willkie (1st inning double)
Home Run Davidson, USC (7th inning two-run)
OSU Home Run Bryan Ingram (8th inning solo)
Win Barry Zito, USC
OSU Win Mark Newell
3/17/99 vs. Portland

As Oregon State expanded, land near the center of campus became scarce and the school's master plan called for the site to eventually be turned over to academic uses.

In 1961, The Oregonian newspaper noted: "In the not-too-distant future, Oregon State baseball hopefuls won't have railroad tracks as a long-distance batting target. Coleman Field will eventually hold no basepaths, only buildings in this era of construction for higher education. Already one classroom building for this site is beyond the drawing board stage."

For over 30 years, that possibility prevented any major improvements to Coleman Field. Long-term plans for the OSU campus called for moving the baseball field southeast of the intersection of Western Boulevard and 26th Street.

In 1996, the baseball program explored building a press box and storage/concession building at Coleman Field. The possibility of building a stadium was also looked into, and that gradually became the goal of the baseball program and many Beaver boosters.

The generous donation from the Goss family was the key to a private fundraising effort in the late 1990s. The ballpark's name would be amended to Goss Stadium at Coleman Field in their honor in 1999.

With no buildings slated for the Coleman Field site in the next 20 years, objections to a stadium were overcome in early 1997. The OSU campus master plan was changed at that point, assuring that the Beavers will continue playing at Goss Stadium at Coleman Field well into the future.

NOTE: To see a full list of donors for Goss Stadium, visit osubeavers.com.



DID YOU KNOW?

Oregon State's Postseason Games At Goss Stadium

Year	Opponent	Result	Year	Opponent	Result
1952	* Fresno State	W, 2-1	2006	** Stanford	W, 15-0
1952	* Fresno State	W, 8-4	2007	** Michigan	W, 1-0
1963	* USC	L, 5-6	2007	** Michigan	W, 8-2
1963	* USC	W, 8-6			
1963	* USC	L, 5-7			
2005	* Ohio State	W, 4-3			
2005	* St. John's	W, 11-1			
2005	* St. John's	W, 19-3			
2005	** USC	W, 10-4			
2005	** USC	L, 8-9			
2005	** USC	W, 10-8			
2006	* Wright State	W, 5-3			
2006	* Kansas	W, 11-3			
2006	* Hawai'i	W, 12-3			
2006	** Stanford	W, 4-3			

* Indicates Regional game

** Indicates Super Regional game

Oregon State Postseason Results At Goss At A Glance

Overall: 15-3 (.833)

Regional Overall: 9-2 (.818)

Super Regional Overall: 6-1 (.857)

2011 OREGON STATE BASEBALL

GOSS STADIUM AT COLEMAN FIELD

Goss Stadium Facts And Figures

Stadium superlatives since the ballpark was renovated in 1999

Superlatives

Miscellaneous

Most Games Won, Season	27 (2006)
Longest Winning Streak, Season	12 games (2006)
Longest Losing Streak, Season	7 games (1999)
Highest Attendance, Season	64,792 (2010)
Highest Average Attendance, Season	2,218 (2009)
Longest Game, Time	6:23, vs. UCLA [16 inn.] (4/10/10)
Shortest Game, Time (9 inn.)	2:02, vs. UCLA (3/31/00)
Longest Game, Innings	16, vs. UCLA (4/10/10)

Batting

Most Runs, Season	244 (2006)
Most Runs, Game, Combined	40, vs. Washington (5/1/04)
Most Runs, Game, OSU	21, vs. Hawai'i-Hilo (4/14/02)
Most Runs, Game, Opponent	26, vs. Washington (5/1/04)
Most Hits, Season	329 (2005)
Most Hits, Game, Combined	41, vs. Washington (5/1/04)
Most Hits, Game, OSU	22, vs. St. John's, (6/5/05)
Most Hits, Game, Opponent	24, vs. Washington (5/1/04)
Most Doubles, Season	70 (2010)
Most Doubles, Game, Combined	9-4x, last vs. UCLA (4/10/10)
Most Doubles, Game, OSU	6-3x, last vs. Washington (3/29/08)
Most Doubles, Game, Opponent	7, vs. Stanford (4/28/02)
Most Triples, Season	13 (2002)
Most Triples, Game, Combined	4, vs. Portland (4/6/10)
Most Triples, Game, OSU	3-2x, last vs. Portland (4/6/10)
Most Triples, Game, Opponent	2-3x, last vs. Arizona (5/28/10)
Most Home Runs, Season	30 (2002)
Most Home Runs, Game, Combined	9, vs. California (3/30/03)
Most Home Runs, Game, OSU	7, vs. Washington (3/7/01)
Most Home Runs, Game, Opponent	5-4x, last vs. Stanford (4/14/04)
Most Stolen Bases, Season	54 (2005)
Most Stolen Bases, Game, Combined	8, vs. Sacramento St. (3/19/05)
Most Stolen Bases, Game, OSU	7, vs. Sacramento State (3/19/05)
Most Stolen Bases, Game, Opponent	5, vs. Arizona State (5/12/03)
Most Walks, Season	165 (2006)
Most Walks, Game, Combined	17-2x, last vs. Pepperdine (3/21/08)
Most Walks, Game, OSU	12-3x, last vs. Pacific (5/23/08)
Most Walks, Game, Opponent	10-2x, last vs. Pepperdine (3/21/08)

Pitching

Most Shutouts, Season	5 (2006)
Most Saves, Season	11 (2005, 2006)
Fewest Hits Allowed, Season	155 (2009)
Fewest Runs Allowed, Season	74 (2007)
Most Strikeouts, Season	250 (2010)
Most Strikeouts, Game, Combined	32, vs. UCLA (4/10/10)
Most Strikeouts, Game, OSU	16, vs. Arizona (5/29/10)
Most Strikeouts, Game, Opponent	18-2x, last vs. UCLA (4/10/10)

Fielding

Most Errors, Season	39 (2001)
Fewest Errors, Season	13 (2007)
Most Errors, Game, Combined	13, vs. Portland (4/25/06)
Most Errors, Game, OSU	9, vs. Portland (4/25/06)
Most Errors, Game, Opponent	8, vs. USC (6/11/05)
Most Double Plays, Season	31 (2005)
Most Double Plays, Game, OSU	4, vs. Gonzaga (3/13/04)
Most Double Plays, Game, Opponent	4, vs. Arizona (4/2/04)

Oregon State Individual Game

Most Runs Scored	4-8x, last by Bill Rowe vs. Stanford (6/11/06)
Most Hits	5-4x, last by Tyler Graham vs. Stanford (6/11/06)
Most Doubles	3-4x, last by Cole Gillespie vs. Kansas (6/3/06)
Most Triples	2, Adalberto Santos vs. Portland (4/6/10)
Most Home Runs	2-10x, last by Adalberto Santos vs. Arizona (5/28/10)
Most Stolen Bases	3, Eric Stark vs. Portland (4/25/00)
Most Walks	4-4x, last by Ryan Ortiz vs. Arizona State (5/2/09)
Most Strikeouts Thrown	14, by Thad Johnson vs. California (4/6/01)
Most Runs Allowed	10-2x, last by Ben Rowe vs. Arizona (3/28/02)
Most Errors	3-2x, last by Darwin Barney vs. Arizona State (5/20/07)

Top Attendance Marks

Date	Opponent	Crowd
1. 6/10/07	Michigan ^^	3,284
2. 6/11/06	Stanford ^^	3,194
3. 6/11/07	Michigan ^^	3,178
4. 6/10/06	Stanford ^^	3,173
5. 5/1/09	Arizona State	3,129
6. 4/11/09	USC	3,119
7. 5/16/09	Washington State	3,073
8. 6/12/05	USC ^^	3,068
9. 5/8/10	Oregon	3,059
6/11/05	USC ^^	3,059
11. 4/5/09	California	3,023
12. 4/10/10	UCLA	2,974
13. 6/3/06	Kansas ^	2,967
14. 5/17/09	Washington State	2,959
15. 5/29/10	Arizona	2,864

Average Attendance

Year	Dates	Total	Average
1. 2009	22	48,805	2,218
2. 2010	31	64,792	2,090
3. 2007	23	46,127	2,005
4. 2008	21	39,898	1,899
5. 2006	30	49,285	1,642
6. 2005	28	41,577	1,484
7. 2004	19	21,707	1,142
8. 2002	26	20,791	799
9. 1999	15	10,085	672
10. 2003	19	12,691	667
11. 2000	22	13,457	611
12. 2001	24	13,050	543
Totals	280	382,265	1,365

Home Runs By Year

Year	GP	OSU	Opp.	Total
1999	15	21	33	54
2000	23	26	25	51
2001	25	28	12	40
2002	27	30	25	55
2003	21	22	22	44
2004	20	23	32	55
2005	31	24	15	39
2006	31	17	14	31
2007	24	17	17	34
2008	21	12	15	27
2009	22	12	11	23
2010	32	29	12	41
Totals	292	261	233	494

^ indicates NCAA Regional game

^^ indicates NCAA Super Regional game

2011 OREGON STATE BASEBALL

2011 ROSTER

Coaches And Support Staff

5	Pat Casey	Head Coach (17th year)
7	Marty Lees	Associate Head Coach (10th year)
27	Pat Bailey	Assistant Coach (4th year)
21	Nate Yeskie	Assistant Coach (3rd year)
	Rob Folsom	Undergraduate Assistant Coach
	Ryan Gipson	Undergraduate Assistant Coach

Ron Northcutt	Director of Operations
Josh Therrien	Athletic Trainer
Tim Rabas	Strength & Conditioning Coach
Peyton Gastellum	Manager
Kurt Lupinski	Manager
Brian Richardson	Manager

No.	Pitchers (18)	Pos.	B/T	Yr.	Ht.	Wt.	Hometown	Previous School
20	Baylis, Cole	RHP	R/R	Fr.	6'7"	205	Los Altos, Calif.	St. Francis
11	Booser, Cam	LHP	L/L	Fr.	6'3"	215	Milton, Wash.	Fife
31	Boyd, Matt	LHP-IF	L/L	So.	6'3"	215	Mercer Island, Wash.	Eastside Catholic
36	Bryant, Tony	RHP	R/R	So.	6'7"	210	Kennewick, Wash.	Kennewick
41	Child, Dan	RHP	R/R	Fr.	6'4"	225	Rocklin, Calif.	Jesuit
23	Duke, Adam	RHP	R/R	Fr.	6'1"	185	Spanish Fork, Utah	Spanish Fork
32	Gaviglio, Sam	RHP	R/R	Jr.	6'1"	195	Ashland, Ore.	Ashland
16	Gorton, Ryan	RHP	R/R	Jr.	6'2"	205	Tigard, Ore.	Tigard
35	Jones, Dylan	LHP-IF	L/L	Sr.	6'2"	210	Aloha, Ore.	Aloha/Mount Hood CC
15	Nygren, James	RHP	R/R	Sr.	6'1"	195	Klamath Falls, Ore.	Henley
22	Osich, Josh	LHP	L/L	RJr.	6'3"	225	Boise, Idaho	Bishop Kelly
44	Reser, Zack	LHP-IF	L/L	Fr.	6'1"	200	Hillsboro, Ore.	Westview
24	Schultz, Scott	RHP	R/R	Fr.	6'2"	200	Gig Harbor, Wash.	Gig Harbor
30	Sidhu, Harmen	RHP	R/R	Jr.	5'11"	185	Pleasant Hill, Calif.	College Park/Diablo Valley College
26	Starr, Taylor	RHP	R/R	RJr.	6'2"	210	Longview, Wash.	Kelso
45	Wallace, Glenn	RHP	R/R	Jr.	6'0"	216	Reno, Nev.	Reno/College of San Mateo
28	Wetzler, Ben	LHP	L/L	Fr.	6'1"	195	Clackamas, Ore.	Clackamas
25	Zarosinski, Tom	RHP	R/R	Fr.	6'0"	210	Lake Oswego, Ore.	Lake Oswego

No.	Catchers (2)	Pos.	B/T	Yr.	Ht.	Wt.	Hometown	Previous School
8	Berberet, Parker	C	R/R	Sr.	6'3"	205	Yorba Linda, Calif.	Esperanza/Cypress College
10	Susac, Andrew	C	R/R	So.	6'1"	205	Roseville, Calif.	Jesuit

No.	Infielders (8)	Pos.	B/T	Yr.	Ht.	Wt.	Hometown	Previous School
18	Acosta, Luke	IF	R/R	Jr.	5'9"	180	Lafayette, La.	Lafayette/Hutchinson CC
2	Bell, Carter	IF	R/R	Jr.	6'0"	200	Courtenay, B.C.	Vanier Secondary School
19	Defazio, Brandon	IF-OF	R/R	Fr.	6'0"	185	Pleasanton, Calif.	Foothill
38	Dunn, Ryan	IF	R/R	Jr.	5'10"	175	Bend, Ore.	Esperanza/Orange Coast College
9	Hayes, Danny	IF	L/R	So.	6'4"	205	Rancho Murieta, Calif.	Jesuit
3	Keyes, Kavin	IF	R/R	Fr.	6'0"	190	Sandy, Utah	Alta
13	Rodriguez, Jake	IF-C	R/R	Fr.	5'8"	190	Elk Grove, Calif.	Elk Grove
1	Smith, Tyler	IF	R/R	So.	6'0"	185	Thousand Oaks, Calif.	Thousand Oaks

No.	Outfielders (11)	Pos.	B/T	Yr.	Ht.	Wt.	Hometown	Previous School
33	Barnes, Ryan	OF	R/R	So.	5'11"	195	West Linn, Ore.	West Linn
40	Gordon, Max	OF	L/L	So.	5'6"	175	Ashland, Ore.	Ashland/Sierra College
29	Johnson, Jeff	OF-IF	R/R	Jr.	5'10"	195	San Ramon, Calif.	California HS/Ohlone College
6	Miller, Michael	OF	L/L	Sr.	6'2"	175	Cashmere, Wash.	Cashmere
37	Montgomery, Sam	OF	R/R	Jr.	6'0"	180	Fremont, Calif.	Bellarmino/Sierra College
12	Nash, Garrett	OF	S/R	So.	5'10"	180	Draper, Utah	Jordan
43	Newell, Cam	OF	L/R	Fr.	6'0"	175	Roseburg, Ore.	Roseburg
17	Norris, Jared	OF-IF	L/L	Sr.	6'1"	205	Urbandale, Iowa	Urbandale/Yavapai College
14	Poyer, Jordan	OF	R/R	So.	5'11"	190	Astoria, Ore.	Astoria
4	Stamps, Brian	OF-IF	S/R	Jr.	5'11"	170	Fair Oaks, Calif.	Del Campo/Sacramento CC
42	Viegas, Chris	OF	R/R	RJr.	5'10"	180	Atherton, Calif.	St. Francis/Canada College

Pronunciation Guide

Parker **Berberet** BUR-BUR-et
 Cam **Booser** BOO-sir

Sam **Gaviglio** Guh-VEE-leo
 Marty **Lees** LEEZ
 Kavin **Keyes** Kie-z
 James **Nygren** Nye-gren

Josh **Osich** O-sitch
 Harmen **Sidhu** SID-WHO
 Andrew **Susac** SUU-SACK

2011 OREGON STATE BASEBALL

2011 ROSTER BREAKDOWN

2011 Numerical Roster

No.	Name	Pos.
1	Tyler Smith	IF
2	Carter Bell	IF
3	Kavin Keyes	IF
4	Brian Stamps	OF
5	Pat Casey	HC
6	Michael Miller	OF
7	Marty Lees	AHC
8	Parker Berberet	C
9	Danny Hayes	IF
10	Andrew Susac	C
11	Cam Booser	LHP
12	Garrett Nash	OF
13	Jake Rodriguez	IF
14	Jordan Poyer	OF
15	James Nygren	RHP
16	Ryan Gorton	OF
17	Jared Norris	OF
18	Luke Acosta	IF
19	Brandon Defazio	OF
20	Cole Baylis	RHP
21	Nate Yeskie	Asst.
22	Josh Osich	LHP
23	Adam Duke	RHP
24	Scott Schultz	RHP
25	Tom Zarusinski	RHP
26	Taylor Starr	RHP
27	Pat Bailey	Asst.
28	Ben Wetzler	LHP
29	Jeff Johnson	OF
30	Harmen Sidhu	RHP
31	Matt Boyd	LHP
32	Sam Gaviglio	RHP
33	Ryan Barnes	OF
35	Dylan Jones	LHP
36	Tony Bryant	RHP
37	Sam Montgomery	OF
38	Ryan Dunn	IF
40	Max Gordon	OF
41	Dan Child	RHP
42	Chris Viegas	OF
43	Cam Newell	OF
44	Zack Reser	LHP
45	Glenn Wallace	RHP

2011 Roster Breakdown

By State/Country/Hometown

State/Country/Hometown	Count
California	13
Atherton	Chris Viegas
Elk Grove	Jake Rodriguez
Fair Oaks	Brian Stamps
Fremont	Sam Montgomery
Los Altos	Cole Baylis
Pleasanton	Brandon Defazio
Pleasant Hill	Harmen Sidhu
Rancho Murieta	Danny Hayes
Rocklin	Dan Child
Roseville	Andrew Susac
San Ramon	Jeff Johnson
Thousand Oaks	Tyler Smith
Yorba Linda	Parker Berberet
Canada	1
Courtenay	Carter Bell
Idaho	1
Boise	Josh Osich
Iowa	1
Urbandale	Jared Norris
Louisiana	1
Lafayette	Luke Acosta
Nevada	1
Reno	Glenn Wallace
Oregon	12
Aloha	Dylan Jones
Ashland	Sam Gaviglio
	Max Gordon
Astoria	Jordan Poyer
Bend	Ryan Dunn
Clackamas	Ben Wetzler
Hillsboro	Zack Reser
Klamath Falls	James Nygren
Lake Oswego	Tom Zarusinski
Roseburg	Cam Newell
Tigard	Ryan Gorton
West Linn	Ryan Barnes
Utah	3
Draper	Garrett Nash
Sandy	Kavin Keyes
Spanish Fork	Adam Duke
Washington	6
Cashmere	Michael Miller
Gig Harbor	Scott Schultz
Kennewick	Tony Bryant
Longview	Taylor Starr
Mercer Island	Matt Boyd
Milton	Cam Booser

By Experience

Three Letters	2
Michael Miller	Outfielder
James Nygren	Pitcher
Two Letters	6
Carter Bell	Infielder
Sam Gaviglio	Pitcher
Ryan Gorton	Pitcher
Jared Norris	Outfielder
Josh Osich	Pitcher
Taylor Starr	Pitcher
One Letter	9
Ryan Barnes	Outfielder
Parker Berberet	Catcher
Matt Boyd	Pitcher
Tony Bryant	Pitcher
Danny Hayes	Infielder
Dylan Jones	Pitcher
Garrett Nash	Outfielder
Tyler Smith	Infielder
Andrew Susac	Catcher
Transfer	8
Luke Acosta	Infielder
Ryan Dunn	Infielder
Max Gordon	Outfielder
Jeff Johnson	Outfielder
Sam Montgomery	Outfielder
Harmen Sidhu	Pitcher
Brian Stamps	Outfielder
Chris Viegas	Outfielder
High School	14
Cole Baylis	Pitcher
Cam Booser	Pitcher
Dan Child	Pitcher
Brandon Defazio	Infielder
Adam Duke	Pitcher
Kavin Keyes	Infielder
Cam Newell	Outfielder
Jordan Poyer	Outfielder
Zack Reser	Pitcher
Jake Rodriguez	Infielder
Scott Schultz	Pitcher
Glenn Wallace	Pitcher
Ben Wetzler	Pitcher
Tom Zarusinski	Pitcher
By Class	
Senior	5
Pitchers	2
Position Players	3
Junior	13
Pitchers	6
Position Players	7
Sophomore	9
Pitchers	2
Position Players	7
Freshman	12
Pitchers	8
Position Players	4

Batting

Right	26
Left	11
Switch	2
By Throwing Arm	
Right	30
Left	9

Current Beavers Selected In MLB Draft

Player	Pos.	Year	Rd.	Team
Carter Bell	IF	2008	22	San Francisco Giants
Tony Bryant	RHP	2009	25	Minnesota Twins
Adam Duke	RHP	2010	16	Boston Red Sox
Sam Gaviglio	RHP	2008	40	Tampa Bay Rays
Garrett Nash	OF	2007	3	Texas Rangers
Garrett Nash	OF	2010	39	Arizona Diamondbacks
Jordan Poyer	OF	2009	42	Florida Marlins
Jake Rodriguez	IF	2010	11	Los Angeles Angels of Anaheim
Andrew Susac	C	2009	16	Philadelphia Phillies
Ben Wetzler	LHP	2010	15	Cleveland Indians

2011 OREGON STATE BASEBALL

RADIO/TV ROSTER



18

Luke Acosta
Jr. • IF
R/R • 5'9" • 180
Lafayette, La.



33

Ryan Barnes
So. • OF
R/R • 5'11" • 195
West Linn, Ore.



20

Cole Baylis
Fr. • RHP/UT
R/R • 6'7" • 205
Los Altos, Calif.



2

Carter Bell
Jr. • IF
R/R • 6'0" • 200
Courtenay, B.C., Canada



8

Parker Berberet
Sr. • C
R/R • 6'3" • 205
Yorba Linda, Calif.



11

Cam Booser
Fr. • LHP/UT
L/L • 6'3" • 215
Milton, Wash.



31

Matt Boyd
So. • LHP/IF
L/L • 6'3" • 215
Mercer Island, Wash.



36

Tony Bryant
So. • RHP
R/R • 6'7" • 210
Kennewick, Wash.



41

Dan Child
Fr. • RHP
R/R • 6'4" • 225
Rocklin, Calif.




19

Brandon Defazio
Fr. • IF/OF
R/R • 6'0" • 185
Pleasanton, Calif.



23

Adam Duke
Fr. • RHP
R/R • 6'1" • 185
Spanish Fork, Utah




38

Ryan Dunn
Jr. • IF
R/R • 5'10" • 175
Bend, Ore.




32

Sam Gaviglio
Jr. • RHP
R/R • 6'1" • 195
Ashland, Ore.




40

Max Gordon
So. • OF
L/L • 5'6" • 175
Ashland, Ore.



16

Ryan Gorton
Jr. • RHP
R/R • 6'2" • 205
Tigard, Ore.



9

Danny Hayes
So. • IF
L/R • 6'4" • 205
Rancho Murieta, Calif.



29

Jeff Johnson
Jr. • OF/IF
R/R • 5'10" • 195
San Ramon, Calif.




35

Dylan Jones
Sr. • LHP/IF
L/L • 6'2" • 210
Aloha, Ore.



3

Kevin Keyes
Fr. • IF
R/R • 6'0" • 190
Sandy, Utah



6

Michael Miller
Sr. • OF
L/L • 6'2" • 175
Cashmere, Wash.



37

Sam Montgomery
Jr. • OF
R/R • 6'0" • 180
Fremont, Calif.



12

Garrett Nash
So. • OF
S/R • 5'10" • 180
Draper, Utah



43

Cam Newell
Fr. • OF
L/R • 6'0" • 175
Roseburg, Ore.



17

Jared Norris
Sr. • OF/IF
L/L • 6'1" • 205
Urbandale, Iowa

2011 OREGON STATE BASEBALL

RADIO/TV ROSTER



15
James Nygren
 Sr. • RHP
 R/R • 6'1" • 195
 Klamath Falls, Ore.



22
Josh Osich
 R.Jr. • LHP
 L/L • 6'3" • 225
 Boise, Idaho



14
Jordan Poyer
 So. • OF
 R/R • 5'11" • 190
 Astoria, Ore.




44
Zack Reser
 Fr. • LHP/IF
 L/L • 6'1" • 200
 Hillsboro, Ore.



13
Jake Rodriguez
 Fr. • IF/C
 R/R • 5'8" • 190
 Elk Grove, Calif.



24
Scott Schultz
 Fr. • RHP
 R/R • 6'2" • 200
 Gig Harbor, Wash.



30
Harmen Sidhu
 Jr. • RHP
 R/R • 5'11" • 185
 Pleasant Hill, Calif.



1
Tyler Smith
 So. • IF
 R/R • 6'0" • 185
 Thousand Oaks, Calif.



4
Brian Stamps
 Jr. • OF/IF
 S/R • 5'11" • 170
 Fair Oaks, Calif.



26
Taylor Starr
 R.Jr. • RHP
 R/R • 6'2" • 210
 Longview, Wash.



10
Andrew Susac
 So. • C
 R/R • 6'1" • 205
 Roseville, Calif.



42
Chris Viegas
 R.Jr. • OF
 R/R • 5'10" • 180
 Atherton, Calif.




45
Glen Wallace
 Jr. • RHP
 R/R • 6'0" • 216
 Reno, Nev.



28
Ben Wetzler
 Fr. • LHP
 L/L • 6'1" • 195
 Clackamas, Ore.



25
Tom Zarosinski
 Fr. • RHP/UT
 R/R • 6'0" • 210
 Lake Oswego, Ore.



5
Pat Casey
 Head Coach
 17th Year



7
Marty Lees
 Associate Head Coach
 10th Year



27
Pat Bailey
 Assistant Coach
 4th Year



21
Nate Yeskie
 Assistant Coach
 3rd Year



Rob Folsom
 Undergraduate
 Assistant Coach



Ryan Gipson
 Undergraduate
 Assistant Coach


2011 OREGON STATE BASEBALL

2011 SCHEDULE

DATE	DAY	OPPONENT	LOCATION	TIME
Feb. 19	Saturday	vs. Gonzaga	Fresno, Calif.	2:00 p.m.
Feb. 20	Sunday	vs. Gonzaga	Fresno, Calif.	1:00 p.m.
Feb. 20	Sunday	at Fresno State	Fresno, Calif.	6:05 p.m.
Feb. 21	Monday	at Fresno State	Fresno, Calif.	1:05 p.m.
Feb. 25	Friday	(1) vs. Connecticut	Corpus Christi, Texas	12:00 p.m.
Feb. 26	Saturday	(1) vs. Texas A&M-Corpus Christi	Corpus Christi, Texas	4:00 p.m.
Feb. 27	Sunday	(1) vs. Indiana	Corpus Christi, Texas	9:00 a.m.
Feb. 28	Monday	at UT-San Antonio	San Antonio, Texas	10:00 a.m.
March 4	Friday	Hartford	Corvallis, Ore.	5:35 p.m.
March 5	Saturday	Hartford (DH)	Corvallis, Ore.	1:05/5:05 p.m.
March 6	Sunday	Hartford	Corvallis, Ore.	1:05 p.m.
March 8	Tuesday	Oregon	Corvallis, Ore.	5:35 p.m.
March 11	Friday	vs. New Mexico State	Corvallis, Ore.	5:35 p.m.
March 12	Saturday	vs. VMI	Corvallis, Ore.	5:35 p.m.
March 13	Sunday	vs. VMI	Corvallis, Ore.	12:05 p.m.
March 13	Sunday	vs. New Mexico State	Corvallis, Ore.	4:05 p.m.
March 18	Friday	at Long Beach State	Long Beach, Calif.	6:30 p.m.
March 19	Saturday	at Long Beach State	Long Beach, Calif.	5:30 p.m.
March 20	Sunday	at Long Beach State	Long Beach, Calif.	1:00 p.m.
March 22	Tuesday	Seattle	Corvallis, Ore.	5:35 p.m.
March 23	Wednesday	Seattle	Corvallis, Ore.	3:05 p.m.
March 25	Friday	UC Santa Barbara	Corvallis, Ore.	5:35 p.m.
March 26	Saturday	UC Santa Barbara	Corvallis, Ore.	2:05 p.m.
March 27	Sunday	UC Santa Barbara	Corvallis, Ore.	1:05 p.m.
April 1	Friday	* at Arizona	Tucson, Ariz.	6:00 p.m.
April 2	Saturday	* at Arizona	Tucson, Ariz.	1:00 p.m.
April 3	Sunday	* at Arizona	Tucson, Ariz.	12:00 p.m.
April 5	Tuesday	at Portland	Portland, Ore.	3:00 p.m.
April 8	Friday	* Arizona State	Corvallis, Ore.	5:35 p.m.
April 9	Saturday	* Arizona State	Corvallis, Ore.	2:05 p.m.
April 10	Sunday	* Arizona State	Corvallis, Ore.	1:05 p.m.
April 15	Friday	* at Stanford	Stanford, Calif.	5:30 p.m.
April 16	Saturday	* at Stanford	Stanford, Calif.	1:00 p.m.
April 17	Sunday	* at Stanford	Stanford, Calif.	1:00 p.m.
April 21	Thursday	* Washington State	Corvallis, Ore.	5:35 p.m.
April 22	Friday	* Washington State	Corvallis, Ore.	5:35 p.m.
April 23	Saturday	* Washington State	Corvallis, Ore.	2:05 p.m.
April 26	Tuesday	at Portland	Portland, Ore.	3:00 p.m.
April 29	Friday	* at UCLA	Los Angeles, Calif.	6:00 p.m.
April 30	Saturday	* at UCLA	Los Angeles, Calif.	2:00 p.m.
May 1	Sunday	* at UCLA	Los Angeles, Calif.	1:00 p.m.
May 3	Tuesday	Oregon	Corvallis, Ore.	5:35 p.m.
May 6	Friday	* California	Corvallis, Ore.	5:35 p.m.
May 7	Saturday	* California	Corvallis, Ore.	2:05 p.m.
May 8	Sunday	* California	Corvallis, Ore.	1:05 p.m.
May 10	Tuesday	Portland	Corvallis, Ore.	5:35 p.m.
May 13	Friday	* at Washington	Seattle, Wash.	6:00 p.m.
May 14	Saturday	* at Washington	Seattle, Wash.	2:00 p.m.
May 15	Sunday	* at Washington	Seattle, Wash.	1:00 p.m.
May 20	Friday	* USC	Corvallis, Ore.	5:35 p.m.
May 21	Saturday	* USC	Corvallis, Ore.	2:05 p.m.
May 22	Sunday	* USC	Corvallis, Ore.	12:05 p.m.
May 27	Friday	* at Oregon	Eugene, Ore.	7:00 p.m.
May 28	Saturday	* at Oregon	Eugene, Ore.	2:00 p.m.
May 29	Sunday	* at Oregon	Eugene, Ore.	1:00 p.m.

Schedule Breakdown	
Games	
February	8
March	17
April	16
May	15
Home	28
Road	22
Neutral	6
Day	34
Night	22
Monday	2
Tuesday	6
Wednesday	1
Thursday	1
Friday	14
Saturday	16
Sunday	16
Conference	27
Non-Conference	29
vs. Big West	7
vs. West Coast	5
vs. America East	4
vs. Western Athletic	4
vs. Southland	2
vs. Big South	2
vs. Independent	2
vs. Big East	1
vs. Big Ten	1
2010 NCAA Tourn. Teams	24
Non-Tourn. Teams	32
In Oregon	35
In California	13
In Texas	4
In Arizona	3
In Washington	3
In Pacific Time Zone	52
In Central Time Zone	4

(1) – Kleberg Bank College Classic; Corpus Christi, Texas
 *- Pac-10 Game; All Times Pacific And Subject To Change; Home games in **Bold**;
 (DH) - indicates Doubleheader



PAT CASEY

Head Coach • 17th Year
 537-337-4 (Oregon State)
 708-450-5 (23 years overall)
 #5
 George Fox, '90



Oregon State head coach Pat Casey reached the postseason in 2010 for the fifth time in the last six years, and he guided a dangerous OSU club that hit the 30-win plateau for the sixth time in the last seven seasons. In 2010, the Beavers finished 32-24 under Casey's tutelage.

Casey is the all-time winningest coach in school history, and has guided Oregon State to two national championships and two Pac-10 titles. He has won an outstanding 30 games in the postseason, which accounts for better than 85 percent of the program's all-time NCAA wins.

Arguably one of the most successful active Division-I head coaches in the country, Casey has established a level of winning unrivaled in the program's history.

Prior to the start of the 2010 season, he was named as the top collegiate coach of the last decade by Baseball America in a vote by his peers. The Beavers, meanwhile, were named as the No. 2 program of the decade, trailing only Texas. The Beavers and Casey earned the special recognition after winning back-to-back national championships in 2006 and 2007 and winning Pacific-10 Conference titles in 2005 and 2006.

Perhaps an even more special honor was bestowed upon Casey just prior. He and his wife, Susan, were recipients of the Nell and John Wooden Coaching Achievement Award. The honor goes to a head coach and his spouse for their dedication to success on the field and in making an impact on the lives of their players.

Truly, Pat Casey has been the right person to lead Oregon State baseball over the last decade and a half.

In the past six seasons alone, Casey has guided the Beavers to 277 victories, which is second in the Pac-10. During that same stretch, Casey's clubs have won 80 conference games, which is second-most among division clubs.

In that six-year stretch, six players have earned All-America honors while 16 players have been recognized as All-Pac-10 performers. That includes two league Most Valuable Player awards and two Defensive Player of the Year selections.

Casey and the Beavers advanced to the championship game of the Fort Worth Regional in 2009. Oregon State finished the 2009 campaign with a 37-19 record and 15-12 mark in Pac-10 play, tying the club for third.

On May 19, 2009, Casey became just the third head coach in school history to record 500 victories with the Beavers when OSU defeated Oregon. His 537 wins at the start of 2011 sits in third place in school history.

In 2008, Casey and the Beavers went 28-24 and missed out on the

postseason. But the Beavers played perhaps their most ambitious schedule in school history and took series from five schools that earned either No. 1 or No. 2 seeds in NCAA Regionals. Oregon State posted a 5-5 record against College World Series teams, taking 2-of-3 in separate series against Arizona State and Georgia.

In 2008, Casey made marks on the program, literally. He spearheaded a fundraising campaign to expand Goss Stadium, adding nearly 1,000 permanent seats, a stadium suite, new player's lounge, academic room and Hall of Fame room. The additions transformed Goss Stadium from one of the best in the West into one of the nation's finest collegiate stadiums.

In 2007, Casey, his staff and the team's players worked hard to build team chemistry, coming together at the right time for a second-straight national championship. Oregon State went an incredible 39-4 in non-conference games, including an 11-1 mark in the postseason. After losing their second game at the Charlottesville Regional, the Beavers went on a dynamic run, winning their last 10 games -- including five in Omaha -- to claim the national title.

That title thrust Oregon State into NCAA baseball lore. The Beavers became just the fifth program to win back-to-back national titles, joining Texas (1949-50), USC (1970-74), Stanford (1987-88) and LSU (1996-97).

For his ability to mold the Beavers into the nation's finest, Casey was again recognized as a national coach of the year, this time by Collegiate Baseball and the American Baseball Coaches Association. The honors comes a year after Casey was the consensus national coach of the year in leading Oregon State to its first title.

That 2006 title was just as special, as the Beavers became the first program from the Pacific Northwest to the NCAA Division I College World Series.

The 2006 Beavers had a storybook season, capped by a run through the CWS that saw

them win six elimination games in Omaha to win the national championship. After being beaten by Miami (Fla.) in its opening game, OSU won four straight - including back-to-back shutouts of top-ranked Rice - to reach the championship series. In the best-of-three finals against North Carolina, OSU lost the opening game and trailed by five runs in the second game before rallying for wins of 11-7 and 3-2 for the title.

Oregon State's 50-16 season set a school record for wins for the second straight season, and the Beavers refuse-to-lose style of play captured the hearts of not only those watching in Omaha, but college baseball fans across the nation.

After the 2006 season, Oregon State signed Casey to a new 10-year contract to guarantee his future in Corvallis. Casey had become an attractive candidate for coaching vacancies at a number of high-profile schools given the Beavers' amazing success.

In retaining Casey, Oregon State instantly kept its most successful coach in Corvallis. It also allowed the Beavers to have the knowledge they have one of the most recognized coaches in the nation. In 2006, after winning the team's first title, was Casey was recognized as the National



2011 OREGON STATE BASEBALL

HEAD COACH PAT CASEY

Oregon State All-Americans Under Casey

1997.....	Mark Newell, RHP
1998.....	Andrew Checketts, RHP
2001.....	Scott Nicholson, LHP
2005.....	Dallas Buck, RHP
	Jacoby Ellsbury, OF
	Jonah Nickerson, RHP
2006.....	Dallas Buck, RHP
	Cole Gillespie, OF
	Kevin Gunderson, LHP
	Jonah Nickerson, RHP
2007.....	Mitch Canham, C



Coach of the Year by Collegiate Baseball, Baseball America and American Baseball Coaches Association (ABCA).

In 2005, he was named the Pac-10's Coach of the Year after guiding the Beavers to their first of two straight conference titles. He earned the honor again in 2006 with the second title. In both years, he was recognized as the ABCA's West Region Coach of the Year.

With back-to-back titles comes increased exposure. For the second time under Casey's tenure, Oregon State has expanded the Beavers' home field, and both times, Casey has been a driving force behind the renovations.

In 1999, Oregon State expanded what is now known as Goss Stadium at Coleman Field, adding increased seating, improved locker rooms and a full press box.

And Casey and the Beavers have rewarded the fans with increased chances to watch the team play. In each of their three College World Series years, the Beavers played a super regional at venerable Goss, and it has paid off. Oregon State has gone 6-1 at super regionals in Corvallis, defeating USC, Stanford and Michigan.

In 2005 and 2006, Casey earned both the Pacific-10 Conference and NCAA West Region Coach of the Year honors for guiding the Beavers to back-to-back Pac-10 championships and berths in the CWS.

Since Casey became Oregon State's head coach prior to the 1995

season, the Beavers have moved into a prominent position on the national scene.

OSU has had players earn spots on the USA Baseball Collegiate National Team four times, earn All-America honors 11 times, and had players taken in the top 10 rounds of the Major League Baseball draft 29 times - including first-rounders Jacoby Ellsbury in 2005 and Kunz and Canham in 2007. Ellsbury became Oregon State's first former player to win a Major League World Series when he and the Boston Red Sox won their second title in four seasons in 2007.

In 2005, OSU had been picked to finish sixth in the Pacific-10 in the annual coaches poll; Casey guided the Beavers to the Pac-10 championship and the College World Series. OSU's 46-12 record was a school record for wins in a season, the Beavers' No. 7 finish in the the final polls was Oregon State's highest ever, and OSU's No. 2 ranking during the

Players Who Have Improved Draft Spots During Pat Casey's Tenure

Year	Player	Pos.	Prev. Sel.	Final	Year	Player	Pos.	Prev.	Prev. Sel.	Final
1995	Kevin Hooker	RHP/2B	ND	-	2006	Andy Jenkins	1B	ND	-	11th
1996	David Schmidt	C	37th	1995	Nate Fogle	RHP	ND	-	-	11th
	Chris Wakeland	OF	ND	-	Dallas Buck	RHP	19th	2003	-	3rd
	Eric Lovinger	RHP	ND	-	Cole Gillespie	OF	ND	-	-	3rd
1997	Joe Messman	RHP	ND	-	Kevin Gunderson	LHP	ND	-	-	5th
	Tyler Swinburnson	RHP	ND	-	Jonah Nickerson	RHP	ND	-	-	7th
1998	Chris Pine	RHP	7th	1995	Chris Kunda	2B	ND	-	-	19th
	Brody Percell	LHP	ND	-	Shea McFeely	3B	ND	-	-	28th
	Andrew Checketts	RHP	ND	-	Jon Koller	RHP	ND	-	-	48th
	Matt Bailie	1B/RHP	ND	-	2007	Eddie Kunz	RHP	ND	-	1st
1999	B.R. Cook	RHP	ND	-	Mitch Canham	C	41st	2006	-	1st
	Troy Schader	SS	ND	-	Darwin Barney	SS	ND	-	-	4th
2000	Joe Gerber	1B	ND	-	Daniel Turpen	RHP	ND	-	-	8th
2001	Scott Nicholson	LHP	15th	2000	Joe Paterson	LHP	ND	-	-	10th
	Bryan Ingram	C	ND	-	Anton Maxwell	LHP	ND	-	-	31st
	Josh Carter	OF	36th	1998	2008	Lonnie Lechelt	IF	ND	-	21st
2002	Mark McLemore	LHP	ND	-	Chris Hopkins	OF	44th	2007	-	24th
	Brian Barden	3B	ND	-	Jordan Lennerton	1B	50th	2004	-	33rd
2003	Seth Pietsch	OF	ND	-	Daniel Robertson	OF	ND	-	-	33rd
	Levi Webber	OF	44th	2000	Jason Ogata	IF	ND	-	-	38th
2004	Andy Baldwin	RHP	ND	-	2009	Ryan Ortiz	C	ND	-	6th
	Jake Postlewait	LHP	ND	-	Jorge Reyes	RHP	ND	-	-	17th
	Kyle Aselton	LHP	29th	2001	Joey Wong	SS	46th	2006	-	24th
	Jared Sanders	RHP	42nd	2002	2010	Tyler Waldron	RHP	32nd	2007	5th
	Aaron Mathews	OF	ND	-	Greg Peavey	RHP	32nd	2009	-	6th
	Nathan Pendley	LHP	50th	2001	Kraig Sitton	LHP	17th	2009	-	7th
2005	Jacoby Ellsbury	OF	23rd	2002	Tanner Robles	LHP	14th	2007	-	9th
					Kevin Rhoderick	RHP	18th	2007	-	9th
					Stefen Romero	3B	ND	-	-	12th
					Adalberto Santos	OF	35th	2009	-	22nd

2011 OREGON STATE BASEBALL

HEAD COACH PAT CASEY

season was the highest it had ever climbed in the national rankings.

Casey was also named Co-Coach of the Year in the Pacific-10 Northern Division for the 1997 season, and the Beavers have set numerous school records during Casey's time at OSU.

Casey was instrumental in the drive to build Goss Stadium at Coleman Field, the 1999 renovation to Oregon State's longtime ballpark. The OSU head coach was heavily-involved in fundraising for the \$2.3 million project; when the go-ahead was given for construction, he had a hand in the ballpark's design to assure that it would be one of the most user-friendly facilities in college baseball. In 2002, the ballpark also received its first set of lights for night play.

For the 2007 season, a new scoreboard with video replay capabilities and a new Field-Turf infield were installed at Goss Stadium at Coleman Field. In all, Casey has been a guiding force in each step of renovation at Goss, and those improvements have made the picturesque ballpark one of the finest in the nation and in the Pac-10.

Oregon State hired Casey in the summer of 1994, asking him to follow in the large footsteps of Jack Riley, who retired after 22 seasons as head coach.

Most of the key players from OSU's 1994 Northern Division pennant-winning team had graduated, but Casey's first season saw the Beavers battle to a winning record of 25-24-1 in 1995. That set the stage for one of the finest three-year runs in the long history of baseball at Oregon State.

In 1996, the Beavers posted a 32-16-1 record and went into the final weekend of the season with a chance to win the Pac-10 Northern Division pennant. In 1997, Oregon State set a school record for wins in the regular season with a record of 38-12-1 and took postseason hopes into the final weekend.

In 1998, Oregon State broke into the national rankings for the first time in four years and went 35-14-1. The season included series sweeps of Arizona, which was ranked in the top 10 at the time, and UCLA.

In 2001, Oregon State again made a strong bid for the postseason, finishing with a 31-24 record. OSU had five wins over teams ranked in the final Baseball Weekly/USA Today coaches poll of the regular season and had a 10-9 record against schools selected for the NCAA Regionals.

In 2004, OSU's 7-0 start was the school's best in 42 years. That team had a then-school-record six players selected in the MLB draft and another signed as a free agent, and it set the stage for the magic of 2005 and 2006.

Casey came to OSU after seven seasons at George Fox College, a NAIA school in his hometown of Newberg, Ore. Under Casey, the Bruins went 171-113-1 (.602) overall and were 155-54-1 against NAIA competition; they won three District 2 titles, five Metro Valley Conference titles and two Cascade Conference titles.

During his time at George Fox, Casey was named Coach of the Year three times in District 2, four times in the Metro Valley Conference and twice in the Cascade Conference.

Casey earned his bachelor's degree in Interdisciplinary Studies from George Fox in 1990. He played for the University of Portland from 1978-80 and was a first-team All-NorPac Conference outfielder his final two seasons. He was a second-team All-Region selection in 1980. He also lettered in basketball one season.

After being drafted in the 10th round by the San Diego Padres in 1980, Casey played seven professional seasons. He reached Class AAA with the Calgary Cannons in 1985-86 and the Portland Beavers in 1987.

After concluding his professional playing career, Casey took over George Fox's baseball program; while coaching the baseball team, he also played basketball for the Bruins while completing his degree.

Casey, 51, was born in McMinnville, Ore. He graduated in 1977 from Newberg High, where he starred in football, basketball and baseball.

Casey enjoys fishing, camping and spending time with his family. He and his wife, Susan, have four children - Jonathan (23), Brett (22), Ellie (18) and Joseph (11).

The File On Pat Casey

George Fox College

YEAR	POSITION	W-L-T	PCT.
1988	Head coach	15-14-0	.517
1989	Head coach	22-14-0	.611
1990	Head coach	24-17-0	.585
1991	Head coach	24-21-0	.530
1992	Head coach	29-18-0	.617
1993	Head coach	26-16-1	.616
1994	Head coach	31-13-0	.721
Totals	7 Seasons	171-113-1	.602

Oregon State University

YEAR	POSITION	W-L-T	PCT.
1995	Head coach	25-24-1	.510
1996	Head coach	32-16-1	.663
1997	Head coach	38-12-1	.755
1998	Head coach	35-14-1	.710
1999	Head coach	19-35-0	.352
2000	Head coach	28-27-0	.509
2001	Head coach	31-24-0	.564
2002	Head coach	31-23-0	.574
2003	Head coach	25-28-0	.472
2004	Head coach	31-22-0	.585
2005	Head coach	46-12-0	.793
	Pac-10 Champions, College World Series		
2006	Head coach	50-16-0	.758
	Pac-10 Champions, National Champions		
2007	Head coach	49-18-0	.731
	National Champions		
2008	Head Coach	28-24-0	.538
2009	Head Coach	37-19-0	.661
2010	Head Coach	32-23-0	.581
Totals	16 Seasons	537-337-4	.614
Career	23 Seasons	708-450-5	.611

2007 National Coach of the Year: Collegiate Baseball Newspaper, American Baseball Coaches Association

2006 National Coach of the Year: American Baseball Coaches Association, Baseball America magazine, Collegiate Baseball Newspaper

2005 National Co-Coach of the Year: College Baseball Foundation

2006 West Region Coach of the Year: American Baseball Coaches Association

2005 West Region Coach of the Year: American Baseball Coaches Association

2006 Pacific-10 Conference Coach of the Year: Voted by Pacific-10 coaches

2005 Pacific-10 Conference Coach of the Year: Voted by Pacific-10 coaches

1997 Pacific-10 Conference Northern Division

Coach of the Year: Voted by Pacific-10 coaches

2005 Slat's Gill Sportsman of the Year: State of Oregon Sports Awards

College Education

Alma Mater: George Fox, 1990

Degree: Interdisciplinary Studies

Playing Career

Collegiate: University of Portland (1978-80)

First-Team All-Nor-Pac (1979, 80)

Second-Team All-Region (1980)

Professional: Drafted in 10th round of 1980 MLB Draft by San Diego

Personal

Hometown: McMinnville, Ore.

High School: Newberg High

Wife: Susan

Children: Jonathan (24), Brett (23), Ellie (19), Joseph (12).

Pat Casey's Oregon State Milestone Victories

No.	Date	Score
1	2/22/95	OSU 4, W. Oregon 3
50	4/28/96	OSU 3, Washington St. 0
100	2/21/98	OSU 8, San Diego 3
150	2/6/00	OSU 16, Kansas St. 2
200	4/20/01	OSU 14, Washington St. 5
250	2/23/03	OSU 4, UC-Santa Barbara 3
300	2/19/05	OSU 8, UC-Davis 0
350	3/5/06	OSU 9, Nevada 1
400	2/18/07	OSU 9, Missouri 2
450	3/24/08	OSU 15, BYU 7
500	5/19/09	OSU 2, Oregon 0

Pat Casey In Pac-10 History

Active Coaches

Category	Total	Place
National titles	2	Tied-1st
Pac-10 titles*	2	Tied-1st
Winning Percentage	.611	2nd
Wins	537	2nd
* Since 1999		

All-Time

Category	Total	Place
Winning Percentage	.611	18th
Wins	537	17th

2011 OREGON STATE BASEBALL

HEAD COACH PAT CASEY

Oregon State Draft Picks Under Casey


Year	Player	Pos.	Rd.	Team
1995	Kevin Hooker	RHP-2B	31	Philadelphia
1996	David Schmidt	C	8	St. Louis
	Chris Wakeland	OF	15	Detroit
	Eric Lovinger	RHP	41	Los Angeles
1997	Joe Messman	RHP	7	Houston
	Tyler Swinburnson	RHP	16	Cleveland
1998	Chris Pine	RHP	5	Milwaukee
	Brody Percell	LHP	7	Cleveland
	Andrew Checketts	RHP	21	Boston
	Matt Bailie	1B-RHP	22	Philadelphia
1999	B.R. Cook	RHP	3	St. Louis
	Troy Schader	SS	21	San Diego
2000	Joe Gerber	1B	24	Detroit
2001	Scott Nicholson	LHP	8	Colorado
	Bryan Ingram	C	12	Colorado
	Josh Carter	OF	14	San Diego
2002	Mark McLemore	LHP	4	Houston
	Brian Barden	3B	6	Arizona
	Will Hudson	SS	20	New York Mets
2003	Seth Pietsch	OF	8	New York Mets
	Bill Rowe	RHP	24	Texas
	Levi Webber	1B	25	St. Louis
2004	Andy Baldwin	RHP	5	Philadelphia
	Jake Postlewait	LHP	7	Colorado
	Kyle Aselton	LHP	11	Minnesota
	Jared Sanders	RHP	14	Cincinnati
	Aaron Mathews	OF	19	Toronto
	Nathan Pendley	LHP	19	San Francisco
2005	Jacoby Ellsbury	OF	1	Boston
	Andy Jenkins	1B	11	Florida
	Nate Fogle	RHP	11	Texas
	Tyler Graham	OF	14	Chicago Cubs
2006	Dallas Buck	RHP	3	Arizona
	Cole Gillespie	OF	3	Milwaukee
	Kevin Gunderson	LHP	5	Atlanta
	Jonah Nickerson	RHP	7	Detroit
	Tyler Graham	OF	19	San Francisco
	Chris Kunda	2B	19	New York Yankees
	Shea McFeely	3B	28	Arizona
	Mitch Canham	C	41	St. Louis
	Jon Koller	RHP	48	New York Mets
2007	Eddie Kunz	RHP	1	New York Mets
	Mitch Canham	C	1	San Diego
	Darwin Barney	SS	4	Chicago Cubs
	Daniel Turpen	RHP	8	San Francisco
	Mike Stutes	RHP	9	St. Louis
	Joe Paterson	LHP	10	San Francisco
	Anton Maxwell	LHP	31	Texas
	Chris Hopkins	OF	44	Kansas City
2008	Mike Stutes	RHP	11	Philadelphia
	Lonnie Lechelt	IF	21	Florida
	Chris Hopkins	OF	24	Toronto
	Mark Grbavac	RHP	32	New York Mets
	Jordan Lennerton	1B	33	Detroit
	Daniel Robertson	OF	33	San Diego
	Jason Ogata	UT	38	Texas
2009	Ryan Ortiz	C	6	Oakland
	Jorge Reyes	RHP	17	San Diego
	Kraig Sitton	LHP	17	Boston
	Joey Wong	SS	24	Colorado
	Greg Peavey	RHP	32	Houston
	Adalberto Santos	UT	35	San Diego
2010	Tyler Waldron	RHP	5	Pittsburgh
	Greg Peavey	RHP	6	New York Mets
	Kraig Sitton	LHP	7	Colorado
	Josh Osich	LHP	7	Los Angeles Angels
	Tanner Robles	LHP	9	Cincinnati
	Kevin Rhoderick	RHP	9	Chicago Cubs
	Stefen Romero	3B	12	Seattle
	Adalberto Santos	OF	22	Pittsburgh

Casey All-Time vs. Opponents

Opponent	W	L	T	Opponent	W	L	T
Arizona	19	20		Oral Roberts	3	0	
Arizona State	17	26		Oregon	9	2	
Arkansas	0	1		Pacific (Calif.)	7	2	
Arkansas-LR	1	0		Pacific (Ore.)	1	0	
Baylor	0	1		Pepperdine	3	4	
BYU	8	0		Portland	45	9	
California	21	18		Portland State	22	8	
Cal Poly	5	0		Rice	2	0	
CS-Fullerton	1	0		Rutgers	2	0	
CS-Northridge	10	9		Sacramento State	10	2	
Central Florida	1	0		San Diego	4	6	
Central Michigan	1	1		San Diego State	3	2	1
Chicago State	1	0		San Francisco	6	3	
Clemson	1	2		San Jose State	3	0	1
Concordia	5	0		Santa Clara	1	7	
Creighton	2	0		Seattle	1	0	
Dallas Baptist	2	1		South Florida	1	0	
Evansville	3	0		Southern Utah	2	0	
Florida	0	1		St. John's	2	0	
Florida Atlantic	2	2		St. Louis	1	0	
Fresno State	0	4		St. Martin's	3	0	
George Fox	3	0		St. Mary's	3	1	
Georgia	6	1		Stanford	17	21	
Gonzaga	16	11		TCU	0	2	
Hawai'i	8	6		Tennessee	3	2	
Hawai'i-Hilo	9	0	1	Texas A&M	4	3	
Howard	1	0		Texas Tech	2	1	
Kansas	1	0		The Citadel	1	1	
Kansas State	2	2		Tulane	0	1	
Lewis & Clark State	4	1		UC-Davis	2	1	
Linfield	3	0		UC-Irvine	1	0	
Long Beach State	1	3		UC-Riverside	7	4	
Loyola Marymount	0	2		UC-Santa Barbara	6	3	1
Maine	4	0		UCLA	18	20	
Miami (Fla.)	1	1		UNLV	5	0	
Miami (Ohio)	1	0		USC	15	27	
Michigan	4	0		Utah	3	0	
Michigan State	1	1		UT-Arlington	1	0	
Minnesota	3	3		UT-Pan American	3	0	
Missouri	2	0		Utah Valley	9	2	
Missouri State	3	2		Vanderbilt	0	1	
Nebraska	1	0		Virginia	2	1	
Nevada	8	1		Washington	38	40	
New Mexico	7	2		Washington State	49	27	
New Mexico State	6	2		West Virginia	1	0	
North Carolina	4	1		Western Kentucky	1	0	
Northern Illinois	2	0		Western Oregon	3	1	
Ohio State	2	1		Willamette	2	0	
Oklahoma	2	1		Winthrop	1	0	
Oklahoma State	2	1		Wright State	2	0	



2011 OREGON STATE BASEBALL
ASSOCIATE HEAD COACH MARTY LEES



MARTY LEES

Associate Head Coach ▪ 10th Year
Defense ▪ Infielders ▪ Catchers
Third Base Coach
#7
Western Oregon, '94



Marty Lees is in his 10th season in Corvallis, and prior to the 2010 season, was promoted to the position of associate head coach for Oregon State after spending the previous eight seasons as an assistant coach.

Lees has made a steady impact on the Beavers in each of his areas, turning the Beavers into a top defensive squad season after season and helping deliver top recruiting classes in just two years as the team's coordinator.

The Beavers are one of the nation's top defensive teams on a yearly basis, and owe a large portion of that success to Lees' tutelage of infielders and catchers. In 2009, for the third straight season, the Beavers ranked in the top 20 nationally in fielding percentage, posting a .977 mark, which tied a school record and placed the Beavers in a tie for sixth nationally and first in the Pacific-10 Conference.

The Beavers finished the 2010 season with a .973 fielding percentage, placing the team 28th nationally.

As recruiting coordinator, Lees has established a level of excellence in just three full seasons with the title. Lees has an eye for talent and it has shown in his national recruiting rankings, in which the Beavers have placed in the top 25 every season under him. His recruiting class for the 2008 season, when it was announced in November, 2007, was rated third nationally by both Baseball America and Collegiate Baseball. His 2009 class was ranked 12th by Collegiate Baseball.

Oregon State's 2010 class, which will play for the Beavers in 2011, was ranked 14th by Baseball America and 12th by Collegiate Baseball.

During Oregon State's two national title runs and three straight visits to the College World Series from 2005-2007, pitching and defense were at the forefront.

In 2007, en route to its second straight national title, Lees' defense made school history for the third straight year. The Beavers posted a .977 fielding percentage -- second in the Pac-10 and second nationally -- just a year after posting a then-school record mark of .975. In 2005, Oregon State finished the season with a .969 fielding percentage, then a program best.

During that time, the Beavers also increased their ability at turning two. In 2005, Oregon State turned 52 double plays. In 2006, that number jumped up to 62, while in 2007, the Beavers turned 69. In 2007, the team ranked 22nd nationally with 1.03 double plays turned per game.

From 2005 through 2010, nine starting OSU infielders who were eligible to turn professional were either selected in the Major League Baseball draft or signed free agent contracts with MLB teams. Most recently, Stefen Romero signed a professional contract with Seattle after a fine OSU career. Darwin Barney, a former OSU shortstop, became the 23rd former Beaver to reach the Major Leagues when he made his debut for the Chicago Cubs in 2010.

The Pac-10 began its Defensive Player of the Year award in 2006, and the initial recipient was Kunda. The shortstop in 2005 and 2006, Barney, was named the Pac-10 Freshman of the Year in 2005 and was selected to Team USA, the United States national team that plays an international summer schedule, in 2006.

Lees became a full-time assistant coach in 2004, having spent the 2002 and 2003 seasons as OSU's volunteer assistant coach. In addition to overseeing OSU's team defense, Lees supervises the Beavers' baserunning and coaches third base.

Lees earned his bachelor's degree in physical education from Western Oregon in 1994.

Lees also attended Lane Community College, playing baseball and basketball. He graduated from Lakeview High.

Lees and his wife, Kristy, have three sons, Brandon (11), Brady (9) and Jacob (5).

The File On Marty Lees

Coaching Experience

Oregon State, Associate Head Coach (2009-pres.)
Oregon State, Assistant Coach (2002-2009)
Harrisburg High School, Head Coach (2000-2003)
Oakridge High School, Head Coach (1994-1998)

College Education

Alma Mater: Western Oregon, 1994
Degree: Physical Education

Playing Career

Collegiate: Western Oregon (1991-94)
Lane Community College (1989-90)

Personal

Hometown: Lakeview, Ore.
High School: Lakeview High
Wife: Kristy
Children: Brandon (11), Brady (9), Jacob (5).

Infield Honors Under Lees

All-Pac-10

2002: Brian Barden, Will Hudson (HM), Andy Jarvis (HM)

2003: Tony Calderon (HM), Andy Jarvis (HM)

2004: Paul Richie (HM)

2005: Darwin Barney (Fielder Of The Year), Andy Jenkins, Ryan Gipson (HM), Shea McFeely (HM)

2006: Darwin Barney, Mitch Canham (HM), Shea McFeely (HM), Chros Kunda (Defensive Player of the Year)

2007: Mitch Canham, Darwin Barney (HM), Jordan Lennerton (HM)

2008: Ryan Ortiz


2009: Ryan Ortiz, Jared Norris (HM)

2010: Stefen Romero, Andrew Susac (HM)

All-America

2005: Darwin Barney (Freshman)

2007: Mitch Canham



PAT BAILEY


Assistant Coach • 4th Year

Outfielders

First Base Coach

#27

Idaho, '78



Pat Bailey is in his fourth season with the Beavers.

Bailey's center fielder in 2010, Adalberto Santos, was the team's most dangerous player last season, leading the team in triples and was among the team's leaders in batting average and home runs. Santos was later selected in the 22nd round of the MLB Draft by Pittsburgh and was named one of the New York-Penn League's top prospects.

In 2009, his second year with OSU, the team's hitting and outfield coach inherited a host of position players who were new to the program or who had seen little playing time in previous seasons. Bailey helped mold players such as Adalberto Santos, Stefen Romero and Michael Miller into everyday contributors who played key roles in the team's lineup. Santos was named to the All-Pac-10 Honorable Mention team in the process while Romero led OSU with five home runs.

Bailey came to Oregon State prior to the 2008 season. In his first year, he oversaw Daniel Robertson's senior season, guiding the outfielder to All-Conference honorable mention honors. Robertson hit .327 and was drafted in the 33rd round of the Major League Baseball First-Year Player Draft by San Diego; he was named the Most Valuable Player of the Northwest League in his first professional season.

Bailey came to Oregon State prior to the 2008 season after spending 12 seasons at George Fox, winning a Division III national title with the Bruins in 2004.

Bailey, 53, compiled a 353-158 record and earned National Coach of the Year honors after that 2004 national title. He was also named the Northwest Conference Coach of the Year eight times.

During Bailey's tenure, the Bruins won or shared eight Northwest Conference titles. George Fox advanced to the NCAA tournament six times and to the NAIA playoffs twice before moving to the NCAA.

George Fox did not have a losing season during Bailey's time at the school, and he is the winningest baseball coach in the school's history. The Northwest Conference shifted from the NAIA to the NCAA in 2000, and since then the Bruins rank among the nation's top 20 schools at that level in wins with a 215-94 record.

In 2004, Bailey's team became the first George Fox squad in any sport to win an NCAA national championship. The Bruins went 40-10 overall, setting a new single-season record for wins and tying the record for best winning percentage at .800.

After tying for the 2004 NWC title, George Fox earned an at-large bid to the NCAA tournament. The Bruins swept through four games at the NCAA West Regional in Orange, Calif., and then posted a 5-1 record at the Division III World Series in Appleton, Wis., beating Eastern Connecticut State 6-3 in the championship game. All nine of George Fox's postseason wins came against nationally ranked teams, and four of its five wins in the World Series were against pitchers who were first- or second-team All-Americans.

Seven of Bailey's George Fox players signed professional contracts, including five members of the national championship team. His players earned 10 All-America honors and four Academic All-America honors.

At George Fox, he was also associate director of athletics, director of the Bruin Athletic Association for athletic support, chair of the school's Sports Hall of Fame committee, and a teacher in the Department of Business and Economics.

Bailey earned his business education degree from the University of Idaho in 1978 and his master of education degree in educational administration from the University of Oregon in 1983. Bailey earned two letters in baseball at Idaho and was the team captain.

Bailey graduated in 1974 from Moscow (Idaho) High School, where he played football, basketball and baseball, being named the baseball team's Most Valuable Player.

Bailey and his wife, Susan, have two children: son Alex, who played baseball for George Fox in 2003; and daughter Ann.

The File On Pat Bailey

Coaching Experience

- Oregon State, Assistant Coach** (2007-pres.)
- George Fox, Head Coach** (1995-2007)
- University of Portland, Assistant Coach** (1992)
- West Linn High School, Head Coach** (1985-1991, 93-95)
- Willamette High School, Head Coach** (1978-1984)

College Education

- Alma Mater:** Idaho, 1978
- Degree:** Business Education
- Masters:** Oregon, 1983 (Education)

Playing Career

- Collegiate:** Idaho (1977-78)
- North Idaho College (1975-76)

Personal

- Hometown:** Moscow, Idaho
- High School:** Moscow High
- Wife:** Susan
- Children:** Alex, Ann

Outfield Honors Under Bailey

All-Pac-10

- 2008:** Daniel Robertson (HM), John Wallace (HM)
- 2009:** Adalberto Santos (HM)
- 2010:** Adalberto Santos, Rob Folsom (HM)

Pac-10 Players Of The Week

- 2010:** Adalberto Santos (May 31)



NATE YESKIE

Assistant Coach • 3rd Year

Pitchers

#21

UNLV, '03



Former professional pitcher Nate Yeskie is in his third season as Oregon State's pitching staff.

In 2010, his second year at OSU, Yeskie oversaw a staff that helped guide the club to the Gainesville Regional and at the end of the year, had six pitchers selected in the first nine rounds of the Major League Baseball First-Year Player Draft, the most ever in Beavers' history.

The team ranked in the top 50 nationally in earned run average, hits allowed per nine innings, strikeouts per nine innings and least number of walks per nine innings.

In 2009, his first year at OSU, the Beavers' staff played a big part in the team advancing to the Fort Worth Regional. The club sported an ERA of 3.93, good for eighth in the nation while the team was sixth in hits per nine innings.

A number of individual pitchers had fine seasons, including Sam Gaviglio, who set a team freshman record with 10 victories.

Yeskie has impacted the Oregon State staff by bringing an organized and professional approach to the game, utilizing tools and techniques from stops in Minor League baseball and the collegiate game.

Yeskie last served as the pitching coach at his alma mater, UNLV, from 2005 to 2007. During his tenure with the Runnin' Rebels, Yeskie mentored eight players who earned either an All-Conference or All-Tournament Team selection. In 2005, Yeskie's staff helped enable UNLV to win the Mountain West Conference regular season, the MWC Tournament and earn a berth to the Tempe Regional.

Seven UNLV pitchers who were tutored by Yeskie in his three seasons have been selected by Major League Baseball clubs, while another signed as an undrafted free agent.

Prior to returning to UNLV as a coach, Yeskie spent five seasons in the Minnesota Twins Minor League system, reaching as high as Double-A New Britain. He finished with a 27-24 record and 4.91 earned run average over the five seasons. Yeskie went 11-7 with Fort Wayne of the Midwest League in 1997, recording 111 strikeouts in 165 1/3 innings of work. In 2000, his last season, the La Crosse, Wis., native went 4-1 in 21 appearances.

In the 1999 offseason, Yeskie played for the Grand Canyon Rafters of the Arizona Fall League, a league often reserved for the top professional prospects.

During his time in professional baseball, Yeskie worked with current Detroit Tigers pitching coach Rick Knapp as well as MLB veterans Bert Blyleven, Mel Stottlemyre, Jr., the current Arizona Diamondbacks pitching coach, and former pitching coach Billy Connors, who once held the position of Director of Player Personnel with the New York Yankees.

Yeskie came to the Twins organization after being drafted in the ninth round of the 1996 Major League Baseball First-Year Player Draft. Minnesota selected the right-hander after he finished his UNLV career with a 22-12 mark, including 16 complete games.

In 1994, 1995 and 1996, Yeskie made five Team USA Olympic Trial appearances. He was also rated as the sixth-best MLB Draft prospect entering his junior year at UNLV.

A three-year letterwinner, his 147 strikeouts in 1995 still stand as UNLV's single-season record. The mark was also fifth-best nationally that season, and coupled with his nine complete games – which led the Big West Conference – earned him First-Team All-Big West and First-Team All-Region honors.

Yeskie was drafted in the sixth round of the 1993 draft by the Los Angeles Dodgers after a stellar high school career at Carson High, one that saw him set a number of school records. En route to earning first-team All-America honors in 1993, he finished with a 12-0 record and a school record for strikeouts in a season (158) and strikeouts in a game (20).

In 1993, as a senior, he was named a Baseball America First-Team All-American. That same year he was the Nevada Player of the Year and a First-Team All-State pitcher, a distinction he was also given as a junior in 1992. Yeskie also got his first taste of Team USA Baseball in high school. In 1992, he played for Team USA at the Area Code Games in San Jose, Calif., and at the Goodwill Series in Seoul, Korea.

Prior to his tenure at UNLV, Yeskie served as the Director of Field Operations for the Las Vegas Bowl, coordinating pre-game and halftime shows for the postseason game from 2001-04. From 2001-05, he was the President/Head Coach of the Nevada Bulldogs Baseball Organization. Four players who played for the Bulldogs were later drafted by Major League Baseball clubs, while five players made their way to NCAA Division I clubs.

Yeskie earned his bachelor of arts in communications from UNLV in 2003, earning Dean's List honors.

The File On Nate Yeskie

Coaching Experience

Oregon State, Assistant Coach (2008-pres.)
UNLV, Assistant Coach (2005-2007)

College Education

Alma Mater: UNLV, 2003
Degree: Communications

Playing Career

Collegiate: UNLV (1994-1996)
MLB Draft: 6th round of 1993 Draft (L.A. Dodgers)
9th round of 1996 Draft (Minnesota Twins)
Professional: Minnesota Twins system (1996-2000)
 Elizabethtown, Appalachian League (1996)
 Fort Wayne, Midwest League (1997)
 Fort Myers, Florida State League (1998)
 New Britain, Eastern League (1998-2000)
 Grand Canyon Rafters, Arizona Fall League (1999)

Personal

Birthplace: La Crosse, Wis.
High School: Carson (Nev.) High

Pitching Honors Under Yeskie

All-Pac-10

2009: Sam Gaviglio (HM), Kevin Rhoderick (HM), Tyler Waldron (HM)
2010: Matt Boyd (HM), Greg Peavey (HM), Kevin Rhoderick (HM)

All-America

2009: Sam Gaviglio (Freshman)
2010: Matt Boyd (Freshman)

Pac-10 Pitchers of the Week

2010: Greg Peavey (March 1), Tanner Robles (March 22), Greg Peavey (April 12), Sam Gaviglio (May 31)

2011 OREGON STATE BASEBALL

COACHING STAFF/SUPPORT STAFF



RON NORTHCUTT

Director of Operations
6th Year

Ron Northcutt is in his sixth season as Director of Baseball Operations and 10th overall with the Oregon State baseball program. Prior to his tenure as Director of Baseball Operations, Northcutt served as a pitching coach for four seasons.

As Director of Operations, Northcutt plays a large role in the team's travel, camp operations and any day-to-day needs of the Oregon State baseball team.

Northcutt came to Oregon State in 1994 and served as the team's pitching coach through the 1998 season. While overseeing the staff, his pitchers led the Pac-10 North Division in Earned Run Average in 1996 and 1997. While with OSU, Northcutt tutored Mark Newell, who was a third-team All-American selection by Baseball America in 1997, as well as Andrew Checketts, who earned NCBWA All-America second team honors in 1998. From 1995, Northcutt's first season with the Beavers, through 1998, the Beavers saw six pitchers earn All-Pac-10 Northern Division honors.

Additionally, eight pitchers were selected by Major League clubs in the First-Year Player Draft during Northcutt's tenure.

Prior to coming to Corvallis, Northcutt served as an assistant coach under Pat Casey at George Fox. He began his coaching career as a freshman coach and varsity assistant at his alma mater, Newberg High, in Newberg, Ore.

After playing at Newberg, Northcutt went on to play for Clackamas Community College, where he earned all-league honors, and the University of Portland. A native of Los Gatos, Calif., Northcutt and his wife, Linnea, have two sons, Ben, 19, and Jack, 16.



ROB FOLSOM

Undergraduate
Assistant Coach

Former Oregon State outfielder Rob Folsom returns to the Beavers a year after completing his eligibility. Folsom serves as an undergraduate assistant coach for the Beavers in 2011.


Folsom lettered four seasons for the Beavers - 2005 and 2008-10 - playing a total of 116 career games for the club, including 71 starts. Folsom batted .267 for his career, tallying 16 doubles, four triples, three home runs and 45 runs batted in.

He had his best career season in 2010, his senior campaign. Folsom played in 55 games, batting .272 with 15 doubles, two triples, two home runs and 30 RBI.

A native of Medford, Ore., he came to the Beavers after a stellar four-year career at Medford High School. Folsom was a two-time all-state selection and four-time all-league honoree. He also lettered in football and wrestled while at the southern Oregon high school.

Folsom married his wife Ashley in the summer of 2009. She was a member of the Oregon State women's soccer team, which advanced to the NCAA Sweet 16 in 2009.

Folsom studied agricultural and business management while a student-athlete at OSU and was a 2010 "everyday champion."



RYAN GIPSON

Undergraduate
Assistant Coach

Former Oregon State infielder Ryan Gipson returns to serve as an undergraduate assistant coach for the Beavers during the 2011 season.


Gipson lettered for the Beavers during the 2005 and 2006 seasons, going to Omaha each season and helping the club win a national title in 2006. He played in 79 career games for OSU, with 66 starts, and batted .270 with 10 doubles, a home run and 36 RBI.

Gipson batted .330 with six doubles, a home run, 22 RBI and nine stolen bases in 2005, his junior season, and earned all-Pacific-10 Conference honorable mention honors.

He appeared in a total of 11 games in the postseason during his career, including 10 starts, and rapped out nine hits in 29 at bats (.310). He was fourth on the team with seven RBI during the 2005 postseason.

Gipson, a native of Central Point, Ore., transferred to Oregon State prior to the 2005 season from Shasta Junior College. He batted .358 as a sophomore and was named to the all-league team. In his first collegiate season, at Shasta, he batted .344 with 22 stolen bases.

Gipson majored in sociology while a student-athlete with the Beavers.



Peyton Gastellum
Manager



Kurt Lupinski
Manager



Brian Richardson
Manager

2011 OREGON STATE BASEBALL

OREGON STATE UNIVERSITY/PRESIDENT RAY

OREGON STATE UNIVERSITY

Oregon State is a leading research university located in one of the safest, smartest, greenest small cities in the nation. Situated 90 miles south of Portland, and an hour from the Cascades or the Pacific Coast, Corvallis is the perfect home base for exploring Oregon's natural wonders.

Oregon State University has always been a place with a purpose — making a positive difference in quality of life, natural resources and economic prosperity in Oregon and beyond. Through discovery, innovation and application, we are meeting challenges, solving problems and turning ideas into reality.

Founded in 1868, Oregon State is the state's Land Grant university and is one of only two universities in the U.S. to have Sea Grant, Space Grant and Sun Grant designations. Oregon State is also the only university in Oregon to have earned the Carnegie Foundation's top designation, awarded to institutions with "very high research activity."

As Oregon's largest public research university, with a record \$252 million in research funding in 2008-09, Oregon State's impact reaches across the state and beyond. With 12 colleges, 15 Agricultural Experiment Stations, 35 county Extension offices, the Hatfield Marine Sciences Center in Newport and OSU-Cascades Campus in Bend, Oregon State has a presence in every one of Oregon's 36 counties, with a statewide economic footprint of \$1.5 billion.

Oregon State welcomes a diverse student body of nearly 22,000 students from across Oregon, all 50 states and more than 80 countries. They can choose from more than 200 undergraduate and more than 80 graduate degree programs, including over 20 degrees offered online. Oregon State increasingly attracts high-achieving students, with nationally recognized programs in areas such as conservation biology, agricultural sciences, nuclear engineering, forestry, fisheries and wildlife management, community health, pharmacy and zoology.

Oregon State also ranks high in sustainability, fourth among universities nationwide for using renewable energy and first in the Pac-10 Conference. And our students literally help power the university: 22 exercise machines at Dixon Recreation Center are connected to the grid.

The 400-acre main campus in Corvallis includes a Historic District, making Oregon State one of only a handful of U.S. university campuses listed on the National Register of Historic Places. The district includes such icons as Weatherford Hall, the Memorial Union and Benton Hall, the oldest building on campus.

Oregon State is located in Corvallis, a vibrant college town of 53,000 in the heart of Western Oregon's Willamette Valley. Corvallis consistently ranks among the best and safest cities to live in the U.S., as well as among the most environmentally responsible.



DR. EDWARD RAY

University President

8th Year at Oregon State

Queens College, '66

Dr. Edward J. Ray assumed the position of Oregon State University's President on July 31, 2003. Prior to coming to Oregon State, Ray was executive vice president and provost of The Ohio State University.

Under his leadership, OSU has completed and updated a visionary campus-wide strategic plan that is serving as the framework for the university's development in profound and historic ways. Annual research awards and contracts have doubled in the past decade under Ray and reached \$275 million for the 2009-10 year. President Ray has partnered with the OSU Foundation to launch the university's first comprehensive fundraising campaign. The quiet phase of the campaign began in July, 2004 and the public phase launched in October, 2007 with a goal of \$625 million. By the summer of 2010 the campaign total reached \$600 million, including \$84 million for scholarships and fellowships, 28 newly endowed faculty positions, and funding for key scientific and learning facilities as the Kelley Engineering Center and the Lois Bates Acheson Veterinary Teaching Hospital, Kearney Hall, the Hallie Ford Center for Healthy Children and Families, The Linus Pauling Science Center and the Student Success Center.

Mindful of OSU's commitment to the people of Oregon, Dr. Ray has overseen the expansion of dual-enrollment agreements to all 17 of the state's community colleges, making it easier for students to complete four-year degrees. He has also taken a leadership role in fostering a more seamless P-20 system, working with area school superintendents, community college leaders and university colleagues to strengthen institutional connections and enhance the student experience. Dr. Ray, a member of the NCAA executive committee, has also helped to usher in a new era of partnership and cooperation between Oregon's public universities.

Dr. Ray was a member of the economics faculty at Ohio State from 1970-2003, serving as economics department chair from 1976 to 1992. He served as an associate provost from May 1992 until May 1993, senior vice provost and chief information officer from 1993-1998, and executive vice president and provost from 1998-2003.

His research interests include the history of protectionism in the United States, the determinants of U.S. foreign direct investment and foreign direct investment in the United States, the structure of tariff and non tariff trade barriers in the United States and abroad and the adoption of Social Security. His work has been published in *The American Economic Review*, *The Journal of Political Economy*, *The Quarterly Journal of Economics*, *The Review of Economic Studies*, *The review of Economics and Statistics*, and other leading journals. He has co-authored a principles text, and his book, "U. S. Protectionism and the World Debt Crisis" was published by Quorum Press in 1989.

Dr. Ray received his undergraduate degree in mathematics from Queens College (CUNY) in June 1966, graduating cum laude and Phi Beta Kappa. He earned his master's in economics from Stanford University in 1969 and his doctorate in economics from Stanford in June 1971.

Before becoming first lady at Oregon State, his wife Beth worked as a practicing attorney, taught business law courses as a faculty member in the Department of Finance at Ohio State University and most recently was a counselor and assistant dean in the College of Arts and Sciences while at Ohio State. They have three children and three grandchildren.





BOB DE CAROLIS

Director of Athletics

9th Year at Oregon State

Bloomsburg State College (PA), '76

Director of Athletics Bob De Carolis was appointed to his current position on Aug. 28, 2002 by then OSU President Dr. Paul Risser and has since led the Beavers to unprecedented success on and off the fields of play. The popular De Carolis, who was selected the 2010 Football Bowl Subdivision West Region Under Armour Athletic Director of the Year by his peers, signed a five-year contract extension in May of 2006 that takes him through June 30, 2011.

De Carolis originally joined the OSU staff on April 20, 1998 as associate athletic director of internal operations; he was promoted to senior associate athletic director on July 1, 1999. Prior to coming to Oregon State, he spent 19 years on the athletic department staff at the University of Michigan.

Since arriving at OSU, De Carolis has developed and executed the financial recovery plan that helped the Department of Athletics eliminate a \$12.5 million accumulated deficit and grow the overall budget by more than \$25 million. At the same time, the department was able to not only maintain competitive teams, but also had its first winning football season in nearly three decades, its first winning men's basketball campaign in 15 years, the softball program made its first appearance in the College World Series and the baseball team competed in the College World Series for the first time in over five decades – capturing the 2006 and 2007 national championships. With him in a leadership role, the football program has played in nine bowl games, men's basketball captured the College Basketball Invitational (2009), gymnastics has competed in the national championships five straight years and overall 16 of the 17 intercollegiate programs sponsored by OSU have participated in postseason.

De Carolis has been responsible for hiring some of the most high profile coaches in OSU history, including Mike Riley (football), former U.S. Olympic coach Taras Liskevych (volleyball), three-time NCAA Coach of the Year Jim Zalesky (wrestling), Craig Robinson (men's basketball), Kelly Sullivan (women's track/cross country), Larry Liebowitz (women's swimming), Linus Rhode (women's soccer), Steve Todd (men's rowing), Emily Ford (women's rowing) and most recently Steve Simmons (men's soccer).

It's not all about wins, losses or new facilities; De Carolis has stressed the importance of being a total student-athlete and being a part of the community. With his leadership, nearly 50 percent of the entire athletic roster sports a cumulative GPA of 3.00 or higher. Community service hours have increased nearly 300 percent during his tenure and contributions for scholarships to the Beaver Athletic Student Fund have increased \$6 million to over \$11 million.

He spearheaded the feasibility study for a plan that has expanded and renovated Reser Stadium to its current capacity of nearly 46,000. Improvements at the Stadium since the beginning of 2005 have included a new east side structure that houses some of the best amenities in all of college football, construction of the largest video board in the Pac-10 (as of 2007 season) and new seating in the south end zone. In all, approximately \$115 million in improvements to the football facility alone has enabled "Beaver Nation" to create one of the best home field advantages in the nation. Beaver fans have responded with record ticket purchases.

The latest addition to the OSU facilities landscape is the Sports Performance Center (included in the Reser Stadium improvements). The new building, adjacent to legendary Gill Coliseum, houses a 17,000-square foot strength training area and a 7,000-square foot wrestling practice facility. In 2009 Gill Coliseum underwent a \$4 million exterior improvement project, in addition to the construction of a \$4 million sports medicine facility and women's basketball locker room. The Valley Football Center is also undergoing a remodeling project that will create a student-athlete lounge.

In addition to the latest projects, De Carolis has also managed the recent completion of the home of the two-time national champion baseball team – Goss Stadium at Coleman Field. During his tenure the Mer-



ritt Truax Indoor Center and the OSU Softball Complex have been constructed, and the Tommy Prothro Football Complex and several locker rooms were renovated.

De Carolis' fundraising goals continue for the upcoming academic year and beyond. Current projects in development include a \$16 million Student Academic Success Center that will be shared with the entire OSU campus, construction of a \$15 million practice facility for the basketball and volleyball teams, a \$2.5 million rowing facility on the banks of the Willamette River and a \$4 million track and field complex.

De Carolis is also actively involved in national and conference level committees just having completed a stint as chair of the conference television committee, former chair of the conference budget and finance committee, and currently serves on the bowl committee. At the NCAA level he is a member of the Student-Athlete Benefits and Financial Aid Cabinet, the Football Bowl Subdivision Issues Committee, and is a former member of the prestigious Management Council (MANCO).

He started his Michigan career in 1979 as an administrative assistant. He was promoted to assistant business manager in 1980; at the same time, he was also named the head softball coach. De Carolis was Michigan's softball coach from 1980 to 1984 and his Wolverines had a third-place finish at the AIAW national championships.

De Carolis was promoted from assistant business manager to business manager in 1983; in 1987 to assistant athletic director for business; in 1990 to associate athletic director for internal operations; in 1994 to senior director for financial operations; in 1996 to senior associate athletic director and became responsible for all athletic facilities and venues at Michigan

Under his leadership as senior director for financial operations, De Carolis led negotiations with Nike for an all-school contract for athletic shoes and apparel one of the first of its kind in the country. He established a long-term relationship with Pepsi-Cola for beverage rights, to all athletic venues.

De Carolis also spearheaded a "gift brick" donor program for Michigan Stadium, developed a comprehensive capital improvement program and coordinated the development of a master plan for the renovation of Michigan Stadium.

De Carolis is a 1976 graduate of Bloomsburg State College in Bloomsburg, Pa., with a B.S. in business education. He received a Master's of Science degree in sports management in 1979 from the University of Massachusetts. During his undergraduate days at Bloomsburg, he was a two-year letterwinner in football and baseball from 1973-75.

He got his first taste of coaching at Bloomsburg State when he served as an assistant coach in baseball and football from 1976-78.

In the fall of 2008 he was awarded the Harold VanderZwaag distinguished alumnus award from UMASS. In the fall of 2009 he was inducted into the Bloomsburg University Hall of Fame.

Bob is married to the former Sandra Taylor and they have three children, daughter Lyndsay, a senior at the University of Michigan, and twin daughters Lauren and Hayley, seniors at Crescent Valley High School in Corvallis.

2011 OREGON STATE BASEBALL

OREGON STATE ADMINISTRATION



Todd Stansbury
Executive Associate
Athletic Director



Dr. Joseph Spatafora
Faculty Athletic
Representative



Marianne Vydra
Senior Associate Athletic
Director, Senior Women's
Administrator



Matt Arend
Senior Associate Athletic
Director, External Relations



Bob Clifford
Senior Associate Athletic
Director, Student-Athlete
Affairs



Mark Spencer
Senior Associate Athletic
Director, Business



John Cheney
Associate Athletic Director,
Event Management



Steve Fenk
Associate Athletic Director,
Athletic Communications



Dr. Kate Halischak
Associate Athletic Director,
Academics



Linda Johnson
Associate Athletic Director,
LifeSkills



Alex Parker
Associate Athletic Director,
Compliance



Linda Hurd
Assistant Athletic Director,
BASF



Steve Sullivan
General Manager, Beaver
Sports Properties




Bob Westlund
VP for Major Gifts to
Athletics- OSU Foundation



Brian Brooks
Public Address
Announcer



Malisa Hollis
Video Department



Jeff Taylor
Video Department



Tom Williams
Equipment Manager



**Oregon State Grounds Crew
(Left To Right)**

- Al Kirk
- Matt Siewell
- Eric Riesdorf
- Jeff Frost
- Jess Lewis



2011 OREGON STATE BASEBALL

SUPPORT STAFF



HANK HAGER
Athletic Communications



Hank Hager is in his fourth year as an assistant director of Athletic Communications at Oregon State, working with the baseball, wrestling and football teams. While at OSU, he has also worked with the women's basketball team and in 2009, his baseball media guide was named third-best in the nation by CoSIDA. Prior to coming to Corvallis, he spent three years at Auburn, where he worked with the football and softball teams. During his tenure at Auburn, Hager worked with five NFL First-Round Draft selections and his 2006 football program "Auburn Illustrated" was rated best in the nation by CoSIDA. Hager served as the media relations director for the Eugene Emeralds in 2003 and was a communications intern with the Portland Beavers in 2002. Hager began his tenure in media relations as an intern with the San Jose Sharks of the NHL in 2001. Hager, 29, graduated from the University of Oregon in 2004 with a bachelor of science in journalism. A native of San Jose, Calif., he is a member of the College Sports Information Directors of America (CoSIDA) and the National Collegiate Baseball Writers Association (NCBWA).



JASON O'QUIN
Event Management



Jason O'Quin is in his seventh year as an Event Coordinator at Oregon State working primarily with volleyball, men's basketball, wrestling and baseball. He is also in charge of all gameday parking for football and men's basketball as well as special events hosted by Oregon State Athletics. Prior to being hired on full time at Oregon State, O'Quin served as an intern in both the marketing and operations departments. O'Quin graduated from Oregon State University in 2002 with a bachelor of science in Exercise Sports Science. He recently graduated from his masters program at Duquesne University with honors. Since his hiring at OSU, O'Quin has most served as the Tournament Director for the 2007 NCAA Baseball Super Regional, 2006 NCAA Baseball Regional, and 2006 NCAA Baseball Super Regional. In addition, he served as the Event Management Representative for the 2005 Men's Basketball NIT, 2005 NCAA Baseball Regional and Super Regional, 2006 Pac-10 Gymnastics Championship, and the 2006 NCAA Gymnastics Championship; Facility representative for the 2006 Softball Regional and Super Regional; and Site Director for the 2006 Women's NIT. Jason is married to Megan O'Quin, who is the Academic counselor for the football and softball teams.



NIKKI PRUETT
Director of Promotions/Fan Dev.



Nikki Pruett is in her fifth year at Oregon State and the second as Director of Promotions/Fan Development. Pruett came to Corvallis in 2006 as the Assistant Director of Promotions, a year removed from working as the Director of Ticket Operations for the Stockton Ports, a Class-A affiliate of the Oakland Athletics. Pruett has also worked for the Tri-City Dust Devils of the Northwest League, a Colorado Rockies affiliate. A native of Connell, Wash., Pruett graduated from the University of Puget Sound in 2003 with a degree in business.



TIMOTHY RABAS
Sports Performance



Timothy Rabas is in his fifth year as a Sports Performance Assistant at Oregon State, where he works with the sports of football, baseball, wrestling and swimming. Prior to coming to Corvallis, Rabas worked at Northern Illinois from 2004-06, serving as a strength coach with football, baseball, track and field and softball. From 2003-04, Rabas worked with football, basketball, track and field and volleyball at The Citadel, while working on a masters degree in exercise and sports science. He interned with the NBA's Chicago Bulls from 2002-03 after graduating from Wisconsin-Stevens Point with bachelor of science in health promotion and wellness with a minor in nutrition. While at Wisconsin-Stevens Point, Rabas was a four-year letterwinner in football. A native of Green Bay, Wis., Rabas is a member of USA Weightlifting and the National Strength Coaches Association (NSCA). He is competitive in Olympic weightlifting and is currently ranked in the top 20 overall among males in the USA.



JOSH THERRIEN
Athletic Trainer



Josh Therrien is in his second year as an athletic trainer with the Oregon State baseball team. He also works with the Oregon State football team. Therrien came to Oregon State from Washington State, where he worked with the football and baseball teams while earning his Bachelor of Science in kinesiology in 2007. He also holds a Masters in exercise science from Oregon State in 2010. He is NATA-BOC certified and is also certified by the American Red Cross as a professional rescuer. He and his wife, the former Jillian Brown, were married in 2010 and the couple lives in Albany. Therrien is a native of Pullman, Wash.



PAUL YAGER
Academic Counselor



Paul H. Yager is a native of New York City. He is in his first year as an academic counselor with the Oregon State baseball team. Paul joined Oregon State after retiring from a 20-year career in the United States Army as an Aviation Operation Officer and UH-60 pilot. He is a veteran of Operation Iraqi Freedom and Operation Enduring Freedom. He received his Baccalaureates degree from CSU Sonoma in 1987, and a Masters in Public Administration from Wilmington College in 2001. Yager has advised students with his experience working with ROTC students at Delaware (1998-2001) and Rhode Island (2006-2008). In 2000, he received the Leo A. Codd Award as the Best Army Instructor in the Nation. Yager remains active in the community through his work with the Corvallis Association of the Mid-Willamette Valley Pop Warner League, and working with Adams Elementary School Parents and Teachers Association. He is also a member of the Corvallis Police Department Auxiliary. Yager is married to Charlene of Beaverton, Ore.; they have one son, Henry (Hank) and a daughter Elinor (Ellie).

2011 OREGON STATE BASEBALL

PLAYER BIOGRAPHIES

LUKE ACOSTA



Junior • 5'9" • 180 • TR
Bats/Throws: R/R
Lafayette, La.
Lafayette/Hutchinson CC

Infield | #18

Hutchinson Community College

Played for the junior college both his freshman and sophomore seasons ... Earned both first and second-team all-conference in his two seasons ... Appeared in 48 games his sophomore season, batting .393 with nine doubles, a triple, two home runs and 27 RBI ... Tallied 33 stolen bases in 39 attempts ... Walked 20 times and had an on-base percentage of .491.

Lafayette High School

Lettered three seasons at shortstop for head coach Jay Domengeaux ... Served as team captain and was an Academic All-American during his tenure.

Personal

Majoring in business ... Born January 10, 1990 ... Son of Wilson and Cindy Acosta ... Has one brother, Cole, and one sister, Zoe ... Enjoys hunting and fishing ... Biggest athletic thrill to date is playing in the JUCO World Series in 2010 ... Favorite athlete is baseball's Mike Fontenot ... Favorite movie is Bull Durham ... Chose Oregon State because it has a history of being a top program.

RYAN BARNES



Sophomore • 5'11" • 195 • 1L
Bats/Throws: R/R
West Linn, Ore.
West Linn

Outfield | #33

2010 Summer

Played for the Humboldt Crabs of the West Coast League Tri-State ... Batted .275 with four doubles, one triple and 15 RBI in 38 games.

2010 (Freshman)

Appeared in six games, getting four at bats ... Scored the game-winning run as a pinch runner against Oregon (5/8).

West Linn High School

Lettered four seasons at second base and shortstop for head coach Mike Lord ... Earned all-league honors his sophomore, junior and senior seasons ... Named first, second and third-team all-state during his tenure at West Linn ... Earned Three Rivers League Player of the Year honors in 2009, his senior campaign ... Was a 2008 Louisville Slugger Preseason All-American and a Rawlings All-West Coast Team member ... As a senior, batted .453 with nine doubles, three triples and eight home runs ... Drove in 26 and

stole 18 bases ... Also lettered three years in basketball.

Personal

Majoring in business ... Born November 1, 1990 in Portland, Ore. ... Son of Diane and Gary Barnes ... Has one brother, Bradley ... Both father, Gary, and mother, Diane, attended Oregon State ... Favorite athlete is Chad Ochocinco ... Favorite TV show is Prison Break ... Biggest athletic thrill to date is playing in two Cal Ripken World Series events ... Chose Oregon State "to succeed."

Barnes' Career Oregon State Statistics

YEAR	AVG	G/GS	AB	R	H	RBI	2B	3B	HR	BB	SO	SB-ATT	SLG	OBA
2010	.000	6/0	4	1	0	0	0	0	0	0	3	0-0	.000	.000

Barnes' Single-Game Highs

AB - 1-4x, last vs. California (5/1/10)

R - 1, vs. Oregon (5/8/10)

COLE BAYLIS



Freshman • 6'7" • 205 • HS
Bats/Throws: R/R
Los Altos, Calif.
Saint Francis

Pitcher | #20

Saint Francis High School

Lettered four seasons for head coach Mike Oakland ... Earned all-league honorable mention during his career ... As a junior, was 2-0 with a 6.11 ERA in eight appearances ... Struck out 21 in 18 1/3 innings ... As a sophomore, earned West Catholic League Honorable Mention honors ... Was 2-1 with a 2.10 ERA in 12 appearances ... Threw three complete games and struck out 57 in 56 2/3 innings.

Personal

Majoring in fisheries and wildlife ... Born December 12, 1991 in Palo Alto, Calif. ... Son of Lloyd and Cherie Baylis ... Has one brother, Tyler ... Enjoys fishing and hunting ... Favorite athlete is Rob Nen ... Favorite TV show is Entourage ... Biggest athletic thrill to date is seeing OSU win both of its national championships ... Chose Oregon State because "I've wanted to go here my entire life."

2011 OREGON STATE BASEBALL

PLAYER BIOGRAPHIES

CARTER BELL



Junior • 6'0" • 200 • 2L
Bats/Throws: R/R
Courtenay, B.C., Canada
Vanier Secondary School

Infield | #2

MLB First-Year Player Draft

Bell was a 22nd-round selection by the San Francisco Giants in the 2008 MLB First-Year Player Draft but did not sign.

2010 Summer

Played for Team Canada at the 5th World Baseball Championships, held in Japan ... Batted .300 with a triple, home run and five RBI in six games.

2010 (Sophomore)

Appeared in 56 games, starting 55 ... Batted .254 with 12 doubles, a triple, two home runs and 15 RBI ... Totaled 10 multiple-hit games and two multi-RBI efforts ... Batted .213 with five doubles and a home run in 27 Pac-10 games, all starts ... Went 1-for-4 with an RBI in the regional opener against Florida (6/4) ... Went 2-for-4 and drove in two while scoring a run against Arizona (5/29) ... Doubled, scored two runs and went 2-for-4 against Washington (5/14) ... Tallied three hits in four at bats and drove in a run against Oregon (5/9) ... Went 3-for-4 with a run and RBI to extend his hit streak to four games against California (4/30) ... Tripled and went 1-for-3 with a run against Portland (4/6) ... Extended his hit streak to four games by going 3-for-5 with a double against Long Beach State (3/26) ... Went 3-for-3 with two doubles against Maine (3/21) ... Hit his first home run of the season against Maine (3/20) ... Extended his hit streak to three games by going 1-for-3 with two RBI against Utah Valley (3/6) ... Went 2-for-4 with two runs against UC Riverside (3/4) ... Finished the game 2-for-3 with a run scored and a walk against Hawaii (2/22) ... Went 3-for-4 with two runs scored against Hawaii (2/21) ... Opened the season with two hits, two runs and an RBI at Hawaii (2/19).

2009 (Freshman)

Appeared in 31 games, making 14 starts ... Batted .294 with three doubles, a home run and 10 RBI ... Set a season-high with three hits, including a double, with two RBI in the Regional opener against Texas A&M (5/29) ... Made his first career start at shortstop and set a season-high with two hits against Washington State (5/16) ... Came in as a defensive replacement and hit his first home run, a three-run shot, against Gonzaga (5/12) ... Reached base on a bunt single in the 11th against California (4/5) ... Kept his hit streak at four games by going 1-for-2 against San Francisco (3/5) ... Drove in OSU's first run with a double down the left field line against Northern Illinois (3/1) ... Finished with one hit in two at bats with an RBI against Northern Illinois (2/26) ... Posted his first career hit, walked once and drove in a run while scoring twice against Tennessee (2/21).

GP Vanier Secondary School

Played for Parkville of the B.C. Premier Baseball League, batting .333 as a senior with five doubles, two triples, two home runs and 15 stolen bases ... Batted .417 as a junior, collecting 11 doubles, four triples, two home runs and 12 stolen bases ... Named First-Team All-Star Infielder at the BCPBL his junior year ... Member of the 2008 Team Canada National club ... Member of the 2006 Team BC Silver-Medalist club at the U17 Canada Cup ... Parkville Royals Rookie of the Year in 2006 and Junior Athlete of the Year at GP Vanier Secondary School ... Also played basketball.

Personal

Major is communications ... Born June 12, 1990 in Victoria, B.C., Canada ... Son of Angie and Darin Bell ... Has one sister, Alyssa ... Enjoys swimming and mountain biking ... Biggest athletic thrill to date is playing in the World Championships with Team Canada ... Favorite TV show is Seinfeld and favorite athlete is Tiger Woods ... Chose Oregon State because of the competitive program and learning opportunities.

Bell's Career Oregon State Statistics

YEAR	AVG	G/GS	AB	R	H	RBI	2B	3B	HR	BB	SO	SB-ATT	SLG	OBA
2009	.294	31/14	51	13	15	10	3	0	1	7	14	2-3	.412	.393
2010	.254	56/55	185	32	47	15	12	1	2	19	53	2-4	.362	.346
Totals	.263	87/69	236	45	62	25	15	1	3	26	67	4-7	.373	.357

Bell In The Postseason

Round	AVG	G/GS	AB	R	H	RBI	2B	3B	HR	BB	SO	SB-ATT	SLG	OBA
Reg.	.333	5/4	15	3	5	3	2	0	0	0	7	0-0	.467	.333

Bell's Single-Game Highs

AB - 5-5x, last vs. Oregon (5/8/10)
 R - 2-9x, last vs. Washington (5/14/10)
 H - 3-6x, last vs. Oregon (5/9/10)
 RBI - 3, vs. Gonzaga (5/12/09)
 BB - 2-6x, last vs. Washington (5/15/10)
 SB - 1-4x, last vs. Washington (5/14/10)
 Hit Streak - 6 games (3/20-3/27/10)

PARKER BERBERET



Senior • 6'3" • 205 • 1L
Bats/Throws: R/R
Yorba Linda, Calif.
Esperanza/Cypress College

Catcher | #8

2010 Summer

Played for the Battle Creek Bombers of the Northwoods League ... Hit .309 with 12 doubles, a triple, a home run and 19 RBI in 54 games.

2010 (Junior)

Appeared in 48 games, starting 34 ... Hit .281 with 18 runs, 11 doubles, two home runs and 34 RBI ... Finished with 14 multiple-hit games and nine multi-RBI efforts ... Batted .203 with four doubles in 21 Pac-10 games, including 15 starts ... Went 2-for-4 with a double and a run scored against Oregon (5/26) ... Came off the bench to double twice and drive in four in two at bats against Seattle (5/18) ... Doubled twice, including the game-winning three-run shot in the seventh, in the series opener against UCLA (4/9) ... Went 2-for-5 and drove in a run against Portland (4/6) ... Drove in the game-winning run in the 10th against USC and went 2-for-5 (4/1) ... Drove in two after going 2-for-3 with two walks and a double against Southern Utah (3/24) ... Went 2-for-4 and drove in two runs against Portland (3/14) ... Hit a solo home run in Oregon State's win over Utah (3/13) ... Hit first career home run and drove in three while going 2-for-4 against UC Riverside (3/4) ... Singled home the only run in OSU's 1-0 win over Tennessee (2/28) ... Went 2-for-4 with two runs, three RBI, a double and a walk against Tennessee (2/26) ... Drove in a run and scored one while going 1-for-4 against Hawaii (2/22) ... Made his OSU debut by going 1-for-3 with a run and an RBI at Hawaii (2/19).

Cypress College

Named to the First-Team All-Orange Empire Conference his freshman and

2011 OREGON STATE BASEBALL

PLAYER BIOGRAPHIES

sophomore seasons ... Was a 2009 Southern California All-American ... Batted .411 with 15 doubles, nine home runs and 39 RBI as a sophomore ... As a freshman, batted .357 with nine doubles, five home runs and 21 RBI.

Esperanza High School

Played his senior season for head coach Mike Curran ... Named to First-Team All-Sunset League and second-team All-Orange County ... Batted .409 with six home runs and 31 RBI.

Personal

Majoring in sociology ... Born October 20, 1989 in Long Beach, Calif., and considers Yorba Linda, Calif., his hometown ... Son of Anna and Glen Berberet ... Has one brother, Dylan, and one sister, Nicole ... Enjoys surfing, fishing and playing ping pong in his spare time ... Favorite athlete is Kobe Bryant ... Favorite TV show is The Office ... Chose Oregon State because "I wanted to win a championship."

Berberet's Career Oregon State Statistics

YEAR	AVG	G/GS	AB	R	H	RBI	2B	3B	HR	BB	SO	SB-ATT	SLG	OBA
2010	.281	48/34	153	18	43	34	11	0	2	8	32	1-1	.392	.321

Berberet In The Postseason

Round	AVG	G/GS	AB	R	H	RBI	2B	3B	HR	BB	SO	SB-ATT	SLG	OBA
Reg.	.400	2/1	5	0	2	0	1	0	0	0	1	0-0	.600	.400

Berberet's Single-Game Highs

AB - 6, vs. UCLA (4/10/10)
 R - 2-4x, last vs. Portland (4/6/10)
 H - 3, vs. Long Beach State (3/26/10)
 RBI - 4-2x, last vs. Seattle (5/18/10)
 BB - 2, vs. UC Riverside (3/24/10)
 SB - 1, vs. Maine (3/19/10)
 Hit Streak - 5 games (2/22-3/4/10)

Kelsey and Carly ... Enjoys fishing and snowboarding in his spare time ... Favorite professional athlete is Josh Hamilton ... Favorite movies are Anchorman, Step Brothers, The Hangover and The Punisher ... Biggest athletic thrill to date is getting his scholarship from Oregon State ... Chose Oregon State because of the "amazing baseball program, and the great college town."

MATT BOYD



Sophomore • 6'3" • 215 • 1L

Bats/Throws: L/L

Mercer Island, Wash.

Eastside Catholic

Pitcher/Infield | #31

2010 Summer

Played for the Corvallis Knights of the West Coast League ... Made 23 appearances in the field and tallied a double, home run and seven RBI ... Pitched in 14 games, making one start ... Went 0-1 with a 1.55 ERA in 29 innings ... Struck out 33.

2010 - Batting (Freshman)

All-Pac-10 Honorable Mention ... Louisville Slugger Freshman All-America ... NCBWA Freshman All-America First Team ... Appeared in 29 games in the field, starting 16 ... Hit .264 with six doubles, three home runs and 19 RBI ... Tallied four multiple-hit games and six multi-RBI efforts ... Batted .200 in 12 Pac-10 games ... Hit a pinch hit, three-run home run in the seventh against Arizona State (5/21) ... Moved his hit streak to four games by going 2-for-4 in the series finale against Maine (3/21) ... Extended his hit streak to three games by going 2-for-5 with two RBI against Maine (3/20) ... Doubled and homered to finish 2-for-4 with three RBI against Maine (3/19) ... Doubled home the game-winning three runs with two outs in the ninth against Utah (3/13) ... Went 1-for-3, doubled and walked twice against Arizona State (3/5) ... Hit his first career home run in a 2-for-4 effort against UC Riverside (3/4) ... Made his collegiate debut and drove in a run on a sac fly at Hawaii (2/19).

2010 - Pitching (Freshman)

Appeared in 20 games on the mound, starting two ... Went a team-leading 7-1 with a 1.90 ERA in 42 2/3 innings ... Inherited 21 runners, allowing six to score (.285) ... Earned his seventh win of the season after scattering three hits and a run in four innings of relief against Oregon (5/26) ... Threw two innings of scoreless relief against Washington (5/15) ... Earned his sixth win of the season after throwing just two pitches in a relief outing against Oregon (5/9) ... Got the win after going two scoreless innings in relief against Oregon (5/8) ... Limited USC to two hits and a run in 3 innings of relief (4/3) ... Threw four pitches and got the win after posting one strikeout against Long Beach State (3/26) ... Picked up the win after starting, going 6 1/3 innings against Maine, allowing four hits and a run (3/21) ... Made his first career start and threw 6 2/3 innings, striking out seven for the win against UC Riverside (3/4) ... Picked up his first career win after holding Hawaii to two hits and two strikeouts in five innings of relief (2/22) ... Made his first collegiate pitching appearance against Hawaii, going 2 1/3 innings and allowing just one hit (2/20).

Eastside Catholic High School

Played his sophomore, junior and senior seasons for head coach Curt Towey and started as a first baseman and pitcher ... Team went 46-14 during his

CAM BOOSER



Freshman • 6'3" • 215 • HS

Bats/Throws: L/L

Milton, Wash.

Fife

Pitcher | #11

Fife High School

Rated as the No. 4 high school player in the state of Washington by Baseball Northwest ... First-team all-state, all-area and all-league as a senior ... Batted .475 with six doubles, two triples, five home runs and 40 RBI his senior year ... As a junior, batted .481 with 24 RBI, six home runs, seven doubles and three triples ... Stole eight bases and was named first-team all-league ... As a pitcher, was 5-1 with a 1.73 ERA in eight appearances ... Struck out 54 in 28 innings ... Was the 2009 league MVP ... Named to the 2009 Tacoma News Tribune All-Area Team ... 2009 2A First-Team All-State and 2009 Area Code Team ... Batted .417 as a sophomore, collecting three home runs and seven doubles to go along with 14 RBI ... On the hill, was 5-1 with a 1.25 ERA in eight appearances ... Struck out 57 in 28 innings ... After sophomore year, was named to first-team all-league ... Has also lettered two years in football.

Personal

Major is undecided ... Born May 4, 1992 in Tacoma, Wash., and considers Milton his hometown ... Son of Tim and Debbie Booser ... Has two sisters,

2011 OREGON STATE BASEBALL

PLAYER BIOGRAPHIES

three-year tenure ... Batted .464 with seven doubles, one triple, four home runs and 27 RBI ... On the mound, was 7-2 with a 0.84 ERA in 10 appearances ... Struck out 91 in 58 innings ... Named an ABCA All-Region 7 Selection as a pitcher his senior year ... Named the Washington State Co-MVP/Player of the Year ... 3A All-State selection ... 2009 First-Team All-Metro 3A selection ... Under Armour Preseason All-American selection ... As a junior, batted .429 with five doubles, six home runs and 21 RBI ... As a pitcher, was 7-0 with a 0.71 ERA in nine games ... Struck out 58 in 39 2/3 innings ... As a junior, named to 2008 All-State team as a pitcher ... Also a First-Team All-Metro selection at both first base and pitcher ... In 2006-07, his sophomore season, batted .418 with eight doubles and two home runs ... Drove in 20 ... Went 2-3 with a 2.83 as a pitcher, striking out 23 in 27 2/3 innings ... Earned 2008 Second-Team All-Metro honor as a first baseman.

Mercer Island High School

Played his freshman season, 2005-06, for head coach Doug Williams ... Named the MIHS Rookie of the Year ... Batted .450 with eight doubles, three home runs and 18 RBI ... Was 2-0 on the mound, throwing 5 1/3 innings in four appearances.

A Beaver In The Community

Boyd has spent much time volunteering in the community in the past, including serving as a leader at a Vacation Bible School ... He spent time on a Mission Trip to the Dominican Republic ... He was a camp leader for the Mercer Island Little League offseason workouts ... He has also volunteered by building bikes for Forgotten Children's Fund.

Personal

Majoring in business ... Born February 2, 1991 in Bellevue, Wash., and considers Mercer Island, Wash., his hometown ... Son of Lisa and Kurt Boyd ... Has one sister, Jessica ... Enjoys playing Guitar Hero, participating in a youth group and reading in his spare time ... Favorite athlete is Ken Griffey, Jr. ... Favorite TV show is Family Guy and favorite movies are The Sandlot and Bull Durham ... Would be playing hockey if he wasn't a baseball player ... Chose Oregon State because of the quality of the coaches, the chance to play in a Pac-10 school, a chance to play for a school with a winning tradition and because OSU has his desired major.

Boyd's Career Oregon State Statistics

YEAR	AVG	G/GS	AB	R	H	RBI	2B	3B	HR	BB	SO	SB-ATT	SLG	OBA
2010	.264	29/16	72	13	19	19	6	0	3	8	23	0-0	.472	.341

YEAR	ERA	W-L	SV	G/GS	CG	SH	IP	H	R	ER	BB	SO	BF	AVG.	HR
2010	1.90	7-1	0	20/2	0	0	42.2	31	11	9	14	28	179	.200	4

Boyd In The Postseason

Round	AVG	G/GS	AB	R	H	RBI	2B	3B	HR	BB	SO	SB-ATT	SLG	OBA
Reg.	.000	2/0	2	0	0	0	0	0	0	0	1	0-0	.000	.000

Boyd's Single-Game Highs

AB - 5-4x, last vs. USC (4/3/10)
 R - 2-3x, last vs. Long Beach State (3/26/10)
 H - 2-4x, vs. Maine (3/21/10)
 RBI - 3-3x, last vs. Arizona State (5/21/10)
 BB - 2, vs. Arizona State (3/5/10)
 Hit Streak - 6 games (3/26-4/3/10)

IP - 6.2, vs. UC Riverside (3/4/10)
 R - 3, vs. UC Riverside (3/4/10)
 ER - 3, vs. UC Riverside (3/4/10)
 BB - 2-3x, last vs. Oregon (5/26/10)
 SO - 7, vs. UC Riverside (3/4/10)
 H - 5, vs. Long Beach State (3/27/10)

TONY BRYANT



Sophomore - 6'7" - 210 - 1L

Bats/Throws: R/R

Kennewick, Wash.

Kennewick

Pitcher | #36

MLB First-Year Player Draft

Bryant was a 25th-round selection by the Minnesota Twins in the 2009 MLB First-Year Player Draft but did not sign.

2010 (Freshman)

Pitched in 14 games, making one start ... Had a record of 0-0 with a 4.64 ERA in 19 1/3 innings ... Appeared in six games in Pac-10 play, going 0-0 with a 5.14 ERA ... Inherited 14 runners, allowing six to score (.428) ... Made his first career start and allowed a hit over two innings against Oregon (5/26) ... Allowed two hits and a run in two innings of relief against Southern Utah (3/24) ... Worked 1 2/3 innings of scoreless relief against Arizona State (3/5) ... Made his collegiate debut against Hawaii, and struck out three in 2 1/3 innings (2/19).

Kennewick High School

Lettered three years for head coach AJ Marquardt ... Earned Pitcher of the Year honors twice and was named All-State twice ... Earned First-Team All-Conference honors twice and second team honors once ... As a junior, was 8-2 with a 1.86 ERA in 56 1/3 innings ... Allowed just 21 runs during the season, of which 15 were earned, while opponents hit .246 against him ... Struck out 67 ... Also lettered three years in basketball.

A Beaver In The Community

Bryant has volunteered his time to work at the local baseball fields in Kennewick ... Did field work, remodeling and building a new concession stand.

Personal

Majoring in business ... Born April 18, 1991 in Richland, Wash., and considers Kennewick his hometown ... Son of Joann and Gary Bryant ... Has one sister, Kelsie ... Enjoys ping pong, video games and basketball in his spare time ... Favorite athlete is Randy Johnson and favorite TV show is SportsCenter ... Favorite movie is Happy Gilmore ... Biggest athletic thrill to date is playing in the 2010 Gainesville Regional ... Chose Oregon State because he "liked the coaches and the great baseball program."

Bryant's Career Oregon State Statistics

YEAR	ERA	W-L	SV	G/GS	CG	SH	IP	H	R	ER	BB	SO	BF	AVG.	HR
2010	4.64	0-0	0	14/1	0	0	21.1	19	12	11	5	19	86	.250	3

Bryant In The Postseason

Round	ERA	W-L	SV	G/GS	CG	SH	IP	H	R	ER	BB	SO	BF	AVG.	HR
Reg.	0.00	0-0	0	1/0	0	0	2.0	0	0	0	1	1	6	.000	0

Bryant's Single-Game Highs

IP - 2.1-2x, last vs. Long Beach State (3/26/10)
 R - 4, vs. Tennessee (2/27/10)
 ER - 4, vs. Tennessee (2/27/10)
 BB - 2, vs. Oregon (5/26/10)
 SO - 4, vs. Long Beach State (3/26/10)
 H - 4-2x, last vs. Long Beach State (3/26/10)

2011 OREGON STATE BASEBALL

PLAYER BIOGRAPHIES

DAN CHILD



Freshman • 6'4" • 225 • HS

Bats/Throws: R/R

Rocklin, Calif.

Jesuit

Pitcher | #41

Jesuit High School

Lettered in baseball for three seasons for head coach Joe Potulny ... Team-mate of current Beavers Andrew Susac and Danny Hayes ... Earned all-city and all-league during his tenure ... Rated as the No. 86 high school prospect in the nation by www.pgcrosschecker.com ... Played for the Tournament of Stars and the Rawlings NorCal World Series ... Under Armour All-American ... Went 6-1 as a senior, posting an ERA of 1.87 ... Struck out 67 in 52 1/3 innings and allowed just 30 hits to go along with 22 walks ... Opponents hit .159 against him ... As a junior, threw 6 2/3 innings, striking out 10 ... Posted an ERA of 4.20 and allowed five hits ... Earned one save ... Lettered his sophomore season, and went 2-0 with a 1.14 ERA ... Struck out 20 in 12 1/3 innings and limited opponents to three hits while issuing five walks.

Personal

Major is undecided ... Born July 24, 1992 in Fresno, Calif. ... Son of Dan and Lori Child ... Has two brothers, Christopher and Andrew, and two sisters, Emily and Allison ... Enjoys tennis, basketball, biking and playing Xbox video games ... Favorite TV show is The Office and favorite movie is Gladiator ... Biggest athletic thrill to date is winning a Gold medal with Team USA 18U in Mexico in 2009 ... Chose Oregon State because of the great program and is in a great college town.

BRANDON DEFAZIO



Freshman • 6'0" • 185 • HS

Bats/Throws: R/R

Pleasanton, Calif.

Foothill

Infield/Outfield | #19

Foothill High School

Lettered in baseball for four seasons at third base and shortstop for head coach Angelo Scavone ... Earned all-league honors twice and was second-team all-league once ... Also earned third-team all-state honors and was team captain for three seasons ... Batted .393 with three home runs as a senior, .383 with two home runs as a junior and .390 with two home runs as a sophomore.

Personal

Majoring in business ... Born April 12, 1992 in Walnut Creek, Calif. ... Son of Mike and Sue Defazio ... Has one brother, Grant, and one sister, Allison ... Enjoys wakeboarding, snowboarding and cars ... Favorite athlete is Buster Posey ... favorite TV show is Family Guy and favorite movie is Superbad ... Chose Oregon State because "the coaching staff is extremely knowledgeable and I like their philosophies."

ADAM DUKE



Freshman • 6'1" • 185 • HS

Bats/Throws: R/R

Salem, Utah

Spanish Fork

Pitcher | #23

MLB First-Year Player Draft

Duke was a 16th-round selection in the 2010 MLB First-Year Player Draft by the Boston Red Sox.

Spanish Fork High School

Lettered in baseball two seasons for head coach Jim Nelson ... Earned all-state honors three times and was a preseason and postseason Louisville Slugger All-American ... Earned Utah Player of the Year and Utah Gatorade Player of the Year honors his senior season ... Finished high school career with a 31-6 record in 44 games ... Was 11-0 as a senior with a 1.33 ERA and 100 strikeouts ... Junior year saw his record at 7-1 with a 1.71 ERA and 92 strikeouts and was 6-3 with a 2.40 ERA his sophomore year ... Started career with a 7-2 record and 1.60 ERA as a freshman ... Rated as the No. 117 high school player in the nation by Baseball America his senior season ... Also lettered two seasons as a guard in basketball.

Personal

Major is undecided ... Born May 6, 1992 in Payson, Utah ... Son of Dev and Alese Duke ... Has two brothers, Brock and Mike ... Enjoys four-wheeling, snowmobiling, hiking and sports of all kinds ... Favorite athlete is Kobe Bryant and favorite TV channel is ESPN ... Favorite movie is The Guardian ... Biggest athletic thrill to date is winning two consecutive state championships ... Chose Oregon State because of the coaches and the environment.

RYAN DUNN



Junior • 5'10" • 175 • TR

Bats/Throws: R/R

Bend, Ore.

Esperanza/Orange Coast College

Infield | #38

Orange Coast College

Lettered two years for Orange Coast College, from 2008-09 ... Batted .237 as a sophomore, tallying seven doubles, two home runs and 18 RBI ... As a freshman, hit .321 in 44 games, finishing with six doubles, a home run and 15 RBI.

Esperanza High School

Lettered four years for head coach Mike Curran.

Personal

Majoring in communications ... Born October 28, 1988 in Portland, Ore. ... Son of Jim and Diane Dunn ... Has two sisters, Jamie and Sarah ... Enjoys surfing, snowboarding, basketball and golf ... Favorite athlete is Wes Welker

2011 OREGON STATE BASEBALL

PLAYER BIOGRAPHIES

and favorite TV show is Family Guy ... Favorite movie is Wedding Crashers ... Biggest athletic thrill to date is winning a junior college championship ... Chose Oregon State because it's a college town, and the atmosphere, baseball and academics.

SAM GAVIGLIO



Junior • 6'1" • 195 • 2L

Bats/Throws: R/R

Ashland, Ore.

Ashland

Pitcher | #32

MLB First-Year Player Draft

Gaviglio was a 40th round selection in the 2008 MLB First-Year Player Draft by Tampa Bay.

2010 (Sophomore)

Named *Pacific-10 Conference Pitcher of the Week May 31* ... Appeared in 15 games, starting 10 ... Went 3-4 with two saves and posted an ERA of 5.60 in 62 2/3 innings of work ... Was 3-3 with a 5.19 ERA in nine Pac-10 games, all starts ... Inherited four runners, stranding each ... Earned Pac-10 Pitcher of the Week honors after striking out 13 in 7 2/3 innings in a win over Arizona (5/29) ... Didn't get a decision after scattering four hits and four runs in 5 2/3 innings against Arizona State (5/22) ... Threw 7 2/3 innings against Washington, allowing five hits and three runs but took the loss (5/16) ... Went 8 2/3 innings against Oregon in a quality start, but did not get the decision after allowing 10 hits and three unearned runs (5/9) ... Took the loss to fall to 2-2 after allowing six hits and eight runs at California (5/2) ... Improved to 2-1 and made his first quality start of the season in allowing just five hits and a run in 6 2/3 innings against Washington State (4/25) ... Took the loss after allowing eight hits and nine runs in 2 2/3 innings against Stanford (4/18) ... Scattered six hits and two runs over 4 2/3 innings against UCLA but did not get the decision (4/11) ... Started his first game of the season and struck out four while allowing two runs and four hits to get the win in 5 1/3 innings against USC (4/3) ... Earned his first save after striking out one against Maine (3/20) ... Got the save after throwing two scoreless innings against Portland (3/13) ... Threw 3.0 innings of relief against Tennessee, scattering three hits (2/27) ... Worked in relief in his first outing of the season, holding Hawaii hitless in an inning (2/21).

2009 (Freshman)

Louisville Slugger Freshman All-American ... *NCBWA Freshman All-America First Team* ... *Ping! Baseball Freshman All-America First Team* ... *Baseball America Freshman All-America Second Team* ... *All-Pac-10 Honorable Mention* ... Went 10-1, setting an OSU record for most wins in a freshman season ... Posted an ERA of 2.73 in 18 appearances, six of which were starts ... Struck out 55 and walked just nine in 62 2/3 innings ... Won his last seven decisions ... Posted win No. 10 after going 5 2/3 innings against Texas A&M striking out six while scattering six hits and a run (5/29) ... Won his ninth game of the season after throwing a complete-game shutout against Stanford, striking out seven while allowing three hits (5/22) ... Started against Washington State and earned the win after going 7 2/3 innings, limiting WSU to four hits and two runs while striking out four (5/16) ... Picked up win No. 7 by going five full against Portland, posting seven strikeouts (5/5) ... Started his second career game and went five full innings for his sixth win of the season in OSU's victory over Oregon (4/28) ... Picked up his fifth win of the season after going four full innings in relief, striking out five while allowing five hits and three runs against BYU

(4/13) ... igned victory No. 4 after allowing a run and a hit in two innings in the extra-innings win over California (4/5) ... Picked up victory No. 3 after going five innings in a start against Saint Mary's (3/22) ... Earned win No. 2 of his career against UC Riverside, pitching 4 2/3 innings in relief and allowing a run and four hits (3/7) ... Picked up his first career save after a full inning of work against San Francisco (3/5).

Ashland High School

Lettered three seasons for head coach Don Senestrero ... Named the 5A Pitcher of the Year in Oregon his senior season ... Finished senior season with a 13-0 record and led Ashland to the 5A State Championship ... Had a 37-inning scoreless streak against snapped in the state playoffs his senior year ... Named the Southern Sky Conference Pitcher of the Year in 2008 ... Ended senior season with 108 strikeouts and an ERA of approximately 0.50 ... Selected in the 40th round of the 2008 Major League Baseball First-Year Player Draft by Tampa Bay ... Also lettered two seasons in football as a safety where he earned All-Conference honors as a senior and second-team honors as a junior.

Personal

Major is forestry ... Born May 22, 1990 ... Son of Nancy and Jack Gaviglio ... Has one brother, Gus ... Enjoys hunting, fishing and water skiing ... Favorite athlete is Ryan Ortiz and favorite movie is Joe Dirt ... Biggest athletic thrill to date is winning the high school state championships at Ashland ... Chose Oregon State because it's close to home and his family has a history of attending OSU.

Gaviglio's Career Oregon State Statistics

YEAR	ERA	W-L	SV	G/GS	CG	SH	IP	H	R	ER	BB	SO	BF	AVG.	HR
2009	2.73	10-1	1	18/6	1	1	62.2	45	20	19	9	55	243	.200	5
2010	5.60	3-4	2	15/10	0	0	62.2	68	43	39	23	45	281	.278	4
Totals	4.16	13-5	3	33/16	1	1	125.1	113	63	58	32	100	524	.240	9


Gaviglio In The Postseason

Round	ERA	W-L	SV	G/GS	CG	SH	IP	H	R	ER	BB	SO	BF	AVG.	HR
Reg.	9.72	1-1	0	2/2	0	0	8.1	15	9	9	5	7	42	.405	3

Gaviglio's Single-Game Highs

IP - 9.0, vs. Stanford (5/22/09)
 R - 9, vs. Stanford (4/18/10)
 ER - 9, vs. Stanford (4/18/10)
 BB - 5, vs. Arizona State (5/22/10)
 SO - 13, vs. Arizona (5/29/10)
 H - 10, vs. Oregon (5/9/10)
 Win Streak - 7 games (4/5-5/29/09)

MAX GORDON



Sophomore • 5'6" • 175 • TR

Bats/Throws: L/L

Ashland, Ore.

Ashland/Sierra College

Outfield | #40

Sierra College

Lettered for Sierra College in 2009, batting .281 in 43 games ... Tallied four doubles and 20 RBI while finishing with 13 stolen bases in 24 at-tempts.

Ashland High School

Lettered three years in center field for head coach Don Senestrero ...

2011 OREGON STATE BASEBALL

PLAYER BIOGRAPHIES

Earned all-state in baseball ... Lettered one season in football where he was an all-conference linebacker.

Personal

Majoring in exercise and sports science ... Born August 8, 1990 in Sacramento, Calif. ... Son of Stan and Michelle Gordon ... Has one brother, Nicholas ... Enjoys hunting and fishing ... Favorite athlete is Ken Griffey, Jr., and favorite TV show is SportsCenter ... Favorite movie is Anchorman ... Biggest athletic thrill to date is winning a high school state championship.

RYAN GORTON



Junior • 6'2" • 205 • 2L
Bats/Throws: R/R
Tigard, Ore.
Tigard

Pitcher | #16

2010 Summer

Appeared in 23 games in the field for the Madison Mallards of the Northwoods League ... Batted .258 with a double and four RBI ... Pitched in 13 games, starting one, and went 4-0 with a 4.40 ERA in 28 2/3 innings ... Struck out 20.

2010 - Batting (Sophomore)

Appeared in 11 games, starting three ... Hit 231 with a double and six RBI ... Drove in two with a single against Long Beach State (3/26) ... Started his first game of the season and drove in two runs with a double to right against Portland (3/14).

2010 - Pitching (Sophomore)

Made 17 appearances, starting five ... Posted a 3-2 record and a 5.30 ERA in 37 1/3 innings ... Inherited 16 runners, allowing six to score (.428) ... Worked 13 1/3 innings in Pac-10 play, starting one in seven appearances, and went 0-1 with an 8.78 ERA ... Started and threw 4 1/3 innings against Seattle, striking out four (5/18) ... Started and took the loss after allowing seven hits and five runs over 3 2/3 innings at Oregon (4/27) ... Worked five innings in relief against UCLA, and took the loss after allowing two runs in the 16th (4/10) ... Threw seven innings against Portland and picked up the win after allowing just five hits and an unearned run (4/6) ... Started against Southern Utah, and allowed four hits over five innings (3/24) ... Got his first win of the season after throwing a scoreless ninth against Utah (3/13).

2009 Summer

Played in 23 games for Wenatchee of the West Coast League, starting in 21 ... Batted .289 with 10 RBI and 10 walks ... Made 10 pitching appearances, all in relief, and went 1-1 with a 0.00 ERA ... Saved three games ... Allowed 10 hits and two unearned in 13 1/3 innings of work ... Struck out 13 and walked four.

2009 (Freshman)

Appeared in 12 games, starting one ... Went 2-0 with a 1.97 ERA, striking out 20 in 32 innings ... Made his ninth appearance of the year and scattered four hits and a run over 4 2/3 innings in relief against Washington State (5/15) ... Pitched 3 1/3 scoreless innings of relief against Arizona State, striking out three (5/2) ... Allowed just a home run in three innings in a relief appearance at UCLA (4/24) ... Earned his second win of the season after

holding BYU to four hits and two earned runs in three innings (4/14) ... Kept Arizona off the scoreboard over five full innings, striking out three (4/10) ... Started his first career game and picked up his first career win after going five full innings against Utah Valley, striking out four (3/20) ... Worked 3 2/3 scoreless innings in his career debut against Oklahoma State (3/6).

Tigard High School

Lettered four years for head coach Tom Campbell ... Batted .375 his senior season and was named to the All-League First-Team ... As a pitcher, was 11-1 with a 0.91 ERA as a senior ... Also earned All-State honors his junior and senior years ... Earned All-League honors his junior year after hitting .545 with a home run and 17 runs batted in ... Hit .406 as a sophomore to earn All-League honors ... Batted .330 his freshman season ... Also lettered three years in football and two years in basketball.

Personal

Majoring in sociology ... Born February 27, 1990 in Portland, Ore. ... Son of Cindy and Ty Gorton ... Has one sister, Sarah ... Enjoys video games, basketball, football, guitar and playing cards in his spare time ... Favorite athlete is Michael Jordan ... Biggest athletic thrill to date is winning the 2008 Babe Ruth World Series ... Favorite TV show is Forensic Files and favorite movie is Dumb and Dumber ... Chose Oregon State because of the program.

Gorton's Career Oregon State Statistics

YEAR	AVG	G/GS	AB	R	H	RBI	2B	3B	HR	BB	SO	SB-ATT	SLG	OBA
2009	.000	2/0	2	1	0	0	0	0	0	1	1	0-0	.000	.333
2010	.231	11/3	13	0	3	6	1	0	0	2	4	0-0	.308	.333
Totals	.200	13/3	15	1	3	6	1	0	0	3	5	0-0	.267	.333

YEAR	ERA	W-L	SV	G/GS	CG	SH	IP	H	R	ER	BB	SO	BF	AVG.	HR
2009	1.97	2-0	0	12/1	0	0	32.0	33	8	7	16	20	137	.280	2
2010	5.30	3-2	0	17/5	0	0	37.1	51	25	22	17	26	172	.342	4
Totals	3.76	5-2	0	29/6	0	0	69.1	84	33	29	33	46	309	.315	6

Gorton In The Postseason

Round	ERA	W-L	SV	G/GS	CG	SH	IP	H	R	ER	BB	SO	BF	AVG.	HR
Reg.	19.31	0-0	0	3/0	0	0	2.1	8	5	5	1	0	16	.533	2

Gorton's Single-Game Highs

- AB - 3-2x, last vs. UCLA (4/10/10)
- R - 1, vs. Missouri State (3/14/09)
- H - 1-3x, last vs. Long Beach State (3/26/10)
- RBI - 2-2x, last vs. Long Beach State (3/26/10)
- BB - 1-3x, last vs. USC (4/2/10)

- IP - 7.0, vs. Portland (4/6/10)
- R - 6, vs. California (5/1/10)
- ER - 6, vs. California (5/1/10)
- SO - 4-5x, last vs. Seattle (5/18/10)
- BB - 4-2x, last vs. UCLA (4/10/10)
- H - 7, vs. Oregon (4/27/10)

2011 OREGON STATE BASEBALL

PLAYER BIOGRAPHIES

DANNY HAYES



Sophomore • 6'4" • 205 • 1L
Bats/Throws: L/R
Rancho Murieta, Calif.
Jesuit

Infield | #9

2010 Summer

Played for the Corvallis Knights of the West Coast League ... Played in eight games, batting .308 with three RBI.

2010 (Freshman)

Appeared in 43 games, starting 32 ... Hit .284 with 11 doubles, a home run and 20 RBI ... Tallied eight multi-hit games and six multi-RBI efforts ... Hit .260 with four doubles and a home run in 25 Pac-10 games, starting 19 ... Doubled home two runs in the first and went 2-for-3 against Arizona (5/28) ... Drove in a run and finished 2-for-4 against Arizona State (5/21) ... Went 3-for-4 and hit his first collegiate home run in the loss to Stanford (4/18) ... Went 2-for-3 with a double and an RBI against Long Beach State (3/26) ... Finished 2-for-2 with three RBI and a double against Maine (3/20) ... Doubled and went 3-for-4 with three RBI in his first career start (3/19) ... Doubled to left against Portland for his first career hit (3/14).

Jesuit High School

Lettered three years for head coach Joe Poltuny ... Earned all-league honors twice during his tenure while also receiving All-City and All-Metro selections.

Personal

Major is undeclared ... Born September 21, 1990 in Sacramento but considers Rancho Murieta his hometown ... Is the son of Dan and Jeanne Hayes ... Has one sister, Hailey ... Favorite athlete is Dustin Pedroia and favorite movie is Top Gun ... Biggest athletic thrill to date is hitting his first collegiate home run, April 18, 2010 against Stanford ... Chose Oregon State because of the coaching staff.

Hayes' Career Oregon State Statistics

YEAR	AVG	G/GS	AB	R	H	RBI	2B	3B	HR	BB	SO	SB-ATT	SLG	OBA
2010	.284	43/32	116	13	33	20	11	0	1	20	24	0-2	.405	.387

Hayes In The Postseason

Round	AVG	G/GS	AB	R	H	RBI	2B	3B	HR	BB	SO	SB-ATT	SLG	OBA
Reg.	.333	3/2	6	1	2	2	1	0	0	1	0	0-0	.500	.429

Hayes' Single-Game Highs

AB - 5-2x, last vs. Arizona State (5/23/10)
 R - 3-2x, last vs. Stanford (4/18/10)
 H - 3-2x, last vs. Stanford (4/18/10)
 RBI - 3-3x, last vs. Stanford (4/18/10)
 BB - 2-2x, last vs. Washington State (4/23/10)
 Hit Streak - 6 games (4/10-4/23/10)

JEFF JOHNSON



Junior • 5'10" • 195 • TR
Bats/Throws: R/R
San Ramon, Calif.
California HS/Ohlone College

Outfield/Infield | #29

Ohlone College

Played two seasons for the junior college in Fremont, Calif. ... Earned all-conference honors in 2010, and was a 2009 All-American ... Also earned all-conference honors in 2009 and was selected for the Big Stick Award ... Hit .283 as a sophomore, collecting seven doubles and seven home runs in 34 games ... Finished with 30 RBI and was 7-for-7 in stolen-base attempts ... As a freshman, batted .384 in 34 games ... Posted 11 doubles, four triples and 17 home runs to go along with 61 RBI ... Was 6-for-8 in stolen-base attempts.

California High School

Lettered two seasons for head coach Dave Hamilton ... Earned First-Team All-League in 2006.

Personal

Majoring in communications ... Born June 16, 1988 in Walnut Creek, Calif. ... Son of Clint and Janice Johnson ... Has one brother, Zach ... Enjoys playing golf ... Favorite athlete is Kevin Youkilis and favorite TV show is Scrubs ... Favorite movie is Old School ... Biggest athletic thrill to date is hitting the go-ahead grand slam in the California Community College State Championship game ... Chose Oregon State for the chance to play Division-I college baseball.

DYLAN JONES



Senior • 6'2" • 210 • 1L
Bats/Throws: L/L
Aloha, Ore.
Aloha/Mount Hood CC

Utility | #35

2010 Summer

Played for the Corvallis Knights of the West Coast League ... Made 39 appearances in the field and tallied 10 doubles, two home runs and 21 RBI ... Pitched in six games, making four starts ... Went 2-1 with a 4.21 ERA in 25 2/3 innings ... Struck out 25.

2010 - Batting (Junior)

Appeared in 31 games in the field, starting 22 ... Batted .329 with seven doubles and seven RBI ... Collected five multi-hit games ... Batted .377 with five doubles and five RBI in 20 Pac-10 games, starting 15 ... Went 2-for-3 and scored three runs against Arizona (5/28) ... Doubled home a run against Washington (5/15) ... Drove in a run and went a season-best 3-for-3 against Oregon (5/9) ... Doubled twice and went 2-for-3 against USC, extending his hit streak to four games (4/3) ... Drove in the game-

2011 OREGON STATE BASEBALL

PLAYER BIOGRAPHIES

tying run against USC and went 1-for-2 (4/1).

2010 - Pitching (Junior)

Threw in 16 games, all in relief ... Posted a 1-0 record and 2.37 ERA in 19 innings ... Inherited 12 runners, allowing four to score (.333) ... Was 0-0 with a 2.70 ERA in five Pac-10 appearances, throwing 3 1/3 innings ... Threw a season-high 3 2/3 innings and picked up the win in relief after holding Seattle scoreless (5/18) ... Worked two innings against Maine, holding the Black Bears scoreless while striking out three (3/19) ... Faced two batters in his first career appearance for the Beavers and struck out both against Hawaii (2/21).

Mt. Hood CC

Played two seasons for Mt. Hood ... Served as the team captain his sophomore year ... Earned first-team outfield honors his freshman and sophomore years ... Earned second-team league honors as a pitcher both seasons ... As a sophomore, batted .333 with 10 doubles, seven home runs and 20 RBI ... On the hill, as a sophomore, was 6-2 with a 2.94 ERA in 11 appearances ... Struck out 54 in 52 innings ... As a freshman, hit .320 with six doubles, one triple and 19 RBI ... Went 5-2 his first season, posting a 2.80 ERA ... Finished with 42 strikeouts in 61 innings.

Aloha High School

Earned four letters for head coaches Matt Baille and Darren Bland ... Earned first-team all-league honors his sophomore through senior years as a first baseman ... Named first-team all-state at first base as a senior ... Player of the Year in the Metro League his senior year ... Served as team captain his junior and senior seasons ... Also lettered three seasons in basketball.

Personal

Majoring in communications ... Born August 18, 1989 in Portland, Ore., but considers Aloha his hometown ... Is the son of Deral and Joan Jones ... Has one sister, Danielle ... Enjoys basketball and watching movies in his spare time ... Favorite athlete is Ken Griffey, Jr. ... Favorite TV show is ESPN's SportsCenter and favorite movie is For Love of the Game ... Biggest athletic thrills to date are playing for Oregon State and hitting three home runs in the Oregon vs. Washington All-Star game ... Chose Oregon State because it's a winning program and because of the coaching staff.

Jones' Career Oregon State Statistics

YEAR	AVG	G/GS	AB	R	H	RBI	2B	3B	HR	BB	SO	SB-ATT	SLG	OBA
2010	.329	31/22	76	14	25	7	7	0	0	9	18	0-0	.421	.409

YEAR	ERA	W-L	SV	G/GS	CG	SH	IP	H	R	ER	BB	SO	BF	AVG.	HR
2010	2.37	1-0	0	14/0	0	0	19.0	12	5	5	10	10	78	.182	1

Jones In The Postseason

Round	AVG	G/GS	AB	R	H	RBI	2B	3B	HR	BB	SO	SB-ATT	SLG	OBA
Reg.	.333	2/2	9	3	3	1	1	0	0	1	0	0-0	.444	.400

Round	ERA	W-L	SV	G/GS	CG	SH	IP	H	R	ER	BB	SO	BF	AVG.	HR
Reg.	3.18	0-0	0	1/0	0	0	5.2	4	2	2	2	3	23	.190	1

Jones' Single-Game Highs

AB - 5, vs. Florida Atlantic (6/4/10)

R - 3, vs. Arizona (5/28/10)

H - 3, vs. Oregon (5/9/10)

RBI - 1-7x, last vs. Florida Atlantic (6/6/10)

BB - 1-9x, last vs. Florida Atlantic (6/6/10)

IP - 5.2, vs. Florida (6/5/10)

R - 2-2x, last vs. Florida (6/5/10)

ER - 2-2x, last vs. Florida (6/5/10)

BB - 2-3x, last vs. Florida (6/5/10)

SO - 3-2x, last vs. Florida (6/5/10)

H - 4, vs. Florida (6/5/10)

KAVIN KEYES



Freshman • 6'0" • 190 • HS

Bats/Throws: S/R

Sandy, Utah

Alta

Infield | #3


Alta High School

Graduated early from Alta, and would be a senior at the school in 2011 ... Lettered three years for head coach Barry Harrington ... Named all-state as a sophomore and a junior ... Batted .430 as a junior, .460 as a sophomore and .430 as a freshman.

Personal

Major is undecided ... Born April 25, 1992 ... Son of Bob Keyes and Shaina Robinson ... Has one brother, Kyle, and one sister, Savanna ... Was a member of the Honor Roll throughout his high school tenure ... Favorite TV show is Cheers and favorite movie is The Lion King.

MICHAEL MILLER



Senior • 6'2" • 175 • 3L

Bats/Throws: L/L

Cashmere, Wash.

Cashmere

Outfield | #6

2010 (Junior)

Appeared in 47 games, starting 18 ... Batted .188 with three doubles and a home run ... Tallied three multi-hit games ... Batted .205 with a double and a home run in 21 Pac-10 games, which included seven starts ... Went 1-for-3 with a double and two runs scored in the series opener against UCLA (4/9) ... Hit an inside-the-park home run and went 2-for-5 with two RBI against USC (4/3) ... Went 2-for-5 with three runs scored and an RBI after a walk against Long Beach State (3/26) ... Walked twice and drove in a run by going 1-for-2 against Southern Utah (3/24) ... Doubled home two runs and went 1-for-2 with two RBI against Maine (3/19) ... Finished 2-for-3 with a run against Portland (3/13) ... Went 1-for-2 with two runs and two walks against Hawaii (2/20).

2009 Summer

Appeared in 39 games, 34 starts, for the Peninsula Oilers of the Alaskan Baseball League ... Batted .213 with two doubles, two triples and seven runs batted in ... Walked 12 times and stole nine bases in 12 attempts.

2009 (Sophomore)

Played in 48 games, starting in 36 ... Batted .297 with four doubles, two triples, a home run and 18 RBI ... Played in 26 Pac-10 games, starting 24 ... Batted .250 with three doubles and a triple ... Extended his hit streak to seven games by going 2-for-5 in the Regional opener against Texas A&M (5/29) ... Moved his hit streak to five games by tying a season-high with three hits and two runs scored in the series opener against Stanford

2011 OREGON STATE BASEBALL

PLAYER BIOGRAPHIES

(5/22) ... Extended his hit streak to four games by going 2-for-5 against Oregon (5/20) ... Went 2-for-3 and tied a season-high with two runs against Washington State (5/16) ... Set his career-high with three hits and drove in two in the series finale against USC (4/19) ... Walked three times and was hit by a pitch and did not record an official at bat against USC (4/17) ... Hit his first career home run and scored a run in the series finale against BYU (4/14) ... Singled home two runs and reached on a bunt against BYU (4/13) ... Tied a career-high with two RBI in a 1-for-2 effort against California (4/4) ... Doubled and walked and went 1-for-3 against Oregon (3/28) ... Drove in two on a triple and went 2-for-4 against Saint Mary's (3/22) ... Went 2-for-2 and drove in a run against Utah Valley (3/20) ... Posted his first career hit and RBI against Northern Illinois (2/26).

2008 (Freshman)

Appeared in three games, collecting two at bats.

Cashmere High School

Lettered four years for head coach Todd Gibson ... ranked No. 30 among Washington's top 75 players in high school class of 2007 by Baseball Northwest ... served as team captain for three years ... earned all-league and all-state his senior year after batting .481 with two home runs and 15 stolen bases ... batted .453 with two home runs and 30 stolen bases as a junior ... batted .433 with three home runs as a sophomore ... also lettered four years in basketball and one year in football.

A Beaver In The Community

Miller has been active in the community ... Has worked with the Boys and Girls Club ... Has spoken at middle schools about goal setting and about saying no to drugs and alcohol ... Has also visited the Eugene Children's Hospital.

Personal

Major is construction engineering management ... Born July 5, 1988 in Wenatchee, Wash. ... Son of Jennifer and Marc Miller ... Has two brothers: Marcus and Matthew ... Enjoys playing the guitar, fishing, barbecuing, carpentry and playing cribbage ... Favorite TV show is Survivor Man and favorite movie is Forrest Gump ... Would most like to see the Kentucky Derby ... Chose Oregon State for the chance to win a national championship, academics and that it was close to home.

Miller's Career Oregon State Statistics

YEAR	AVG	G/GS	AB	R	H	RBI	2B	3B	HR	BB	SO	SB-ATT	SLG	OBA
2008	.000	3/0	2	0	0	0	0	0	0	0	1	0-0	.000	.000
2009	.297	48/36	128	23	38	18	4	2	1	12	23	8-9	.383	.389
2010	.188	47/18	96	20	18	9	3	0	1	15	29	2-4	.250	.328
Totals	.248	98/54	226	43	56	27	7	2	2	27	53	10-13	.323	.360

Miller In The Postseason

Round	AVG	G/GS	AB	R	H	RBI	2B	3B	HR	BB	SO	SB-ATT	SLG	OBA
Reg.	.210	6/4	19	2	4	1	1	0	0	0	4	0-0	.263	.210

Miller's Single-Game Highs

AB - 7, vs. UCLA (4/10/10)
 R - 3, vs. Long Beach State (3/26/10)
 H - 3-2x, last vs. Stanford (5/22/09)
 RBI - 3, vs. BYU (4/14/09)
 BB - 3, vs. USC (4/17/09)
 SB - 2, vs. Washington State (5/16/09)
 Hit Streak - 7 games (5/16-5/29/09)

SAM MONTGOMERY



Junior • 6'0" • 180 • TR

Bats/Throws: R/R

Fremont, Calif.

Bellarmine/Sierra College

Outfield | #37

Sierra College

Lettered two years for Sierra ... Earned all-league honors his sophomore season ... Batted .368 as a sophomore, finishing with 15 doubles, three home runs and 23 RBI in 36 games ... Was 9-for-10 in stolen-base attempts ... Played in 30 games as a freshman, posting a .316 batting average with five doubles, a home run and 11 RBI ... Stole six bases.

Bellarmine College Preparatory

Lettered in baseball for head coach Gary Cunningham ... Also played football and basketball during his tenure at Bellarmine.

Personal

Majoring in sociology ... Born March 13, 1989 ... Son of Stephen and Patricia Montgomery ... Has two brothers, Kevin and Stephen, and one sister, Maureen ... Brother Kevin played football for Saint Mary's College ... Favorite athlete is Evan Longoria and favorite TV show is Entourage ... Chose Oregon State because of the Pac-10 and "good baseball."

GARRETT NASH



Sophomore • 5'10" • 180 • 1L

Bats/Throws: S/R

Draper, Utah

Jordan

Outfield | #12

MLB First-Year Player Draft

Nash has been selected by Major League Baseball clubs twice ... He was selected in the fourth round of the 2007 draft by the Texas Rangers ... He was selected again in 2010, in the 39th round by the Arizona Diamondbacks.

2009 and 2010

Has been away from the Oregon State baseball team the past two seasons for a Mission.

2008 (Freshman)

Appeared in 34 games, starting 27 in his first collegiate season ... Of his 27 starts, four came at second base, 12 at third base, nine in left field, one in right field and one at designated hitter ... Batted .277 with eight doubles, one triple and one home run ... Drove in 15 and walked 21 times ... In 16 Pac-10 games, doubled twice and collected two runs batted in ... Finished with six multiple-hit and three multiple-RBI efforts ... Extended his hit streak to four games by going 1-for-3 with a run, an RBI and two walks against Utah Valley (5/13) ... Posted a hit in three at bats and scored two runs against UCLA

2011 OREGON STATE BASEBALL

PLAYER BIOGRAPHIES

(5/9) ... Was 1-for-3 with three runs scored and three walks against Washington State (5/5) ... Clubbed a second-inning grand slam for his first career home run in an extra-inning affair against Portland (3/31) ... Hit a double to finish 1-for-3 in the first game of a doubleheader against Washington (3/29) ... Hit a game-opening triple and finished with two hits and four runs scored against BYU (3/24) ... Tied a season high with three hits against Pepperdine (3/22) ... Doubled in consecutive games of a doubleheader against Pepperdine (3/21) ... Came in off the bench to go 2-for-2 with two doubles and four RBI against San Diego State (3/10) ... Went 3-for-3 and drove in two runs against Georgia (3/1) ... Batted leadoff against Miami, going 1-for-4 ... Was 0-for-3 in his collegiate debut against Vanderbilt (2/22).

Jordan High School

Lettered four years for head coach Ron Anderson ... earned first-team all-state in three years and first-team all-region in three seasons ... posted six home runs as a senior and seven as a junior.

Personal

Major is business ... Born August 24, 1988 in Sandy, Utah ... son of Tammy and Glen Nash ... has one sister, Whitney, and one brother, Colton ... Enjoys fishing, hunting, golf and playing ping pong when not at the ballpark ... Favorite professional athlete is Cal Ripken, Jr. ... Favorite movie is Bourne Ultimatum ... Chose Oregon State because of the great baseball tradition, the coaches, playing in the Pac-10 and the small-town college atmosphere.

Nash's Career Oregon State Statistics

YEAR	AVG	G/GS	AB	R	H	RBI	2B	3B	HR	BB	SO	SB-ATT	SLG	OBA
2008	.277	34/27	94	23	26	15	8	1	1	21	36	5-6	.415	.420

Nash's Single-Game Highs

AB - 6, vs. Nevada (3/15/08)

R - 4, vs. BYU (3/24/08)

H - 3-2x, last vs. Pepperdine (3/22/08)


RBI - 4-2x, last vs. Portland (3/31/08)

BB - 3-2x, last vs. Washington State (5/5/08)

SB - 1-5x, last vs. Utah Valley (5/13/08)

Hit Streak - 6 games (3/10-3/24/08)

CAM NEWELL



Freshman • 6'0" • 175 • HS

Bats/Throws: L/R

Roseburg, Ore.

Roseburg

Outfield | #43

Roseburg High School

Batted .471 as a senior at Roseburg, doubling eight times with one triple ... Posted an on-base percentage of .635 ... Named first-team all-state and first-team all-conference after his senior season ... Earned second-team all-conference honors after his junior campaign ... Lettered his junior and senior years for head coach Troy Thompson.

Personal

Majoring in business ... Born August 1, 1991 in Roseburg ... Son of Carol and Clint Newell ... Has one brother, Connor ... Enjoys working out, music and hanging out with friends in his spare time ... Earned Honor Roll honors at Roseburg for 16 consecutive quarters ... Served as class co-valedictorian ... Favorite TV show is ESPN's SportsCenter ... Favorite movie is Step Brothers ... Chose Oregon State because of "the coaches, atmosphere, location and tradition."

JARED NORRIS



Senior • 6'1" • 205 • 2L

Bats/Throws: L/L

Urbandale, Iowa

Urbandale/Yavapai College

Infield/Outfield | #17

2010 Summer

Played for the Wilmar Stingers of the Northwoods League ... Batted .262 with seven doubles, two home runs and 21 RBI in 43 games.

2010 (Junior)

Appeared in 49 games, starting 29 ... Batted .235 with two doubles, three home runs and 12 RBI ... Collected four multi-hit games and three multi-RBI efforts ... Had a 10-game hit streak from May 9-26 where he batted .378 (14-for-37) with six RBI, a double and three home runs ... Hit .259 with a double and three home runs in 24 Pac-10 games, including 15 starts ... Was 2-for-3 with two runs, two RBI and two walks against Arizona State (5/23) ... Hit a first-inning home run and went 1-for-3 against Arizona State (5/22) ... Went 2-for-5 against Seattle to extend his hit streak to six games (5/18) ... Extended his hit streak to five games by going 1-for-3 with a run and a walk against Washington (5/16) ... Hit his second home run of the season and went 2-for-4 in the win over Washington (5/14) ... Homered and went a season-best 2-for-4 in the series finale against Oregon (5/9) ... Walked twice, went 1-for-3 and drove in three runs against Maine (3/19).

2009 (Sophomore)

All-Pac-10 Honorable Mention ... Played in 50 games, starting in 39 ... Second on the team with a .331 batting average, collecting four doubles, three triples and 36 RBI ... Walked 31 times ... Batted .338 in 27 Pac-10 games, starting 25 ... Doubled once and hit two home runs in league games ... Collected three RBI after going 1-for-4 with a double against Texas A&M (5/31) ... Went 2-for-4 with two walks and an RBI season series finale against Oregon (5/20) ... Went 2-for-4 and tied a season-high with three RBI against Washington State (5/16) ... Extended his hit streak to six games by collecting a season-high three hits in the opener against Washington State (5/15) ... Finished 2-for-3 with an RBI and two walks against Washington (5/8) ... Went 2-for-4 with two RBI, including one on the game-tying run (sac fly) in the ninth against Arizona State (5/2) ... Tied a season-high with two runs and two hits against Oregon (4/28) ... Walked twice and went 1-for-2 with a run scored against UCLA (4/24) ... Hit a two-run home run and scored two runs in the series finale against Arizona (4/11) ... Homered for the second time this season and finished 2-for-4 with two runs against Arizona (4/10) ... Drove in two and went 1-for-4 with a run scored against Arizona (4/9) ... Went 2-for-2 with two walks and an RBI against California (4/5) ... Went 1-for-3 and drove in two against Missouri State (3/13) ... Drove in two with a pinch-hit infield single against San Francisco (3/5) ... Homered, doubled and drove in three runs against Northern Illinois (2/26) ... Drove in a run in the ninth in a pinch hit effort against Tennessee (2/20).

Yavapai College

Played one season for Yavapai College ... Batted .300 with 23 doubles, two home runs, 41 runs batted in and five stolen bases as a freshman ... His 23 doubles led the Arizona Community College Athletic Conference and was sixth in RBI.

2011 OREGON STATE BASEBALL

PLAYER BIOGRAPHIES

Urbandale High School

Earned All-State honors three times and was named First-Team twice ... As a senior, batted .493 with 13 home runs, 50 RBI, an .884 slugging percentage and .590 on-base percentage ... Named the Coaches Pro-Line State Player Of The Year as a senior ... Led Urbandale to a state championship as a senior ... Batted .411 as a junior and .444 as a sophomore ... Made two state tournament appearances with Urbandale .. Earned a total of 10 letters while at Urbandale in three sports ... Also earned two letters and started in basketball ... Earned three letters in golf and was three-time all-conference with two appearances in state tournaments ... Also was a member of the 2005 Senior League World Series World Championship team while playing at Urbandale ... Was also named the Iowa AAU Baseball Athlete of the Year twice.

A Beaver In The Community

Norris has spent time working with those in the community in the past ... Has volunteered at a hospice over the holidays ... In the past, worked with the Special Olympics ... Volunteered his time to umpire for his former little league.

Personal

Majoring in sociology ... Born August 12, 1988 in Rochester, Minn., but claims Urbandale, Iowa, as his hometown ... Is the son of Karen and Tom Norris ... Was named Academic All-Conference all four years of high school ... Enjoys golf and ping pong ... Favorite athlete is Tiger Woods and biggest athletic thrill is winning the state championship as a senior ... Favorite TV show is Entourage and favorite movie is Dead Solid Perfect ... Chose Oregon State because it's a great university with a friendly atmosphere.

Norris' Career Oregon State Statistics

YEAR	AVG	G/GS	AB	R	H	RBI	2B	3B	HR	BB	SO	SB-ATT	SLG	OBA
2009	.331	50/39	130	32	43	36	4	0	3	31	21	0-1	.431	.461
2010	.235	49/29	115	19	27	12	2	0	3	21	26	4-4	.330	.355
Totals	.286	99/68	245	51	70	48	6	0	6	52	47	4-5	.384	.413


Norris In The Postseason

Round	AVG	G/GS	AB	R	H	RBI	2B	3B	HR	BB	SO	SB-ATT	SLG	OBA
Reg.	.250	6/5	16	2	4	4	2	0	0	2	3	0-0	.375	.375

Norris' Single-Game Highs

AB - 5, vs. Seattle (5/18/10)
 R - 2-8x, last vs. Arizona State (5/23/10)
 H - 3, vs. Washington State (5/15/09)
 RBI - 3-4x, last vs. Maine (3/19/10)
 BB - 3, vs. Stanford (5/22/09)
 SB - 1-4x, last vs. Arizona (5/29/10)
 Hit Streak - 10 games (5/9-5/26/10)

JAMES NYGREN



Senior • 6'1" • 195 • 3L

Bats/Throws: R/R

Klamath Falls, Ore.

Henley

Pitcher | #15

2010 Summer

Played for the Bend Elks of the West Coast League ... Made eight appearances on the mound, all starts, and went 4-0 with a 2.25 ERA ... Struck out 26 in 44 innings.

2010 (Junior)

Appeared in 14 games, starting one ... Was 0-0 with a 7.53 ERA in 14 1/3 innings ... Inherited 14 runners, allowing seven to score (.500) ... Went 0-0 with a 27.00 ERA in two innings in Pac-10 play ... Threw a perfect ninth against Long Beach State (3/26) ... Started and went 4.0 innings against Hawaii, getting a no decision (2/22).

2009 Summer

Made five appearances, including three starts, for the Corvallis Knights of the West Coast League ... Went 2-0 with a 2.21 ERA in 20 1/3 innings, racking up one save and 13 strikeouts while opponents hit .211 against him.

2009 (Sophomore)

Made 18 appearances, all in relief ... Posted a 2-0 record and 4.45 ERA in 30 1/3 innings ... Saved one game ... Struck out 17 ... Played in seven games in Pac-10 play, going 1-0 with a 4.66 ERA ... Scattered three hits and no runs in 1 2/3 innings against Arizona State (5/1) ... Went two full innings against Oregon, allowing one hit in a scoreless effort (4/28) ... Finished with his first career save after going three full innings against BYU, striking out five while allowing just one hit (4/14) ... Earned his second win of the season after going two full innings against Arizona (4/9) ... Held Oregon scoreless in a full inning of work to finish the series finale (3/29) ... Worked two full innings against Saint Mary's, allowing just a walk (3/22) ... Finished the game against Missouri State, striking out one in 1 1/3 innings (3/14) ... Picked up the win after going two innings in relief against Missouri State (3/13) ... Did not allow a run and walked two in two innings against Northern Illinois (3/1) ... Threw 1 2/3 innings of scoreless relief against Tennessee (2/20).

2008 (Freshman)

Freshman finished his first campaign with the Beavers with a 1-1 record, posting a 5.55 ERA ... Made 15 appearances and six starts, finishing with 35 2/3 innings of work ... Struck out 23 and opponents hit .246 against him ... Did not allow an earned run until his sixth appearance of the season ... Was 0-1 with a 6.75 ERA in Pac-10 games ... Worked a perfect one inning in relief against USC (5/16) ... Made his last start of the season and earned a no decision after allowing eight hits and four runs in three innings against Utah Valley (5/13) ... Struck out four and scattered three hits and three runs in relief against UCLA (5/10) ... Struck out four and scattered three hits and a run in seven innings for the win against Portland (5/7) ... Worked in relief at Washington State, and walked one in 2/3 of an inning (5/3) ... Started against Gonzaga, and took a no decision after allowing four hits and three runs in 1 2/3 innings (4/29) ... Threw 2 1/3 of an inning and took the loss after allowing five hits and seven runs against California (4/5) ... Went a career-high eight full innings, scattering just four hits and a run while striking out six and allowing just two walks in a no-decision start against Washington (3/30) ... Allowed just four hits and a run in five innings in his first career start, did not get the decision against Pepperdine (3/22) ... Finished off OSU's game against Portland with a perfect ninth, striking out all three batters faced (3/4) ... Needed just six pitches to get two outs in his first collegiate appearance Feb. 24 against Arizona State.

Western Nevada

Attended Western Nevada in the fall but transferred to OSU before spring.

Henley High School

Lettered four years for head coach Joe Tacchini ... Earned Oregon 4A All-State Second Team honors as a pitcher in 2007 ... Named the 2006 Skyline Conference Player of the Year while at Henley High School ... Earned second-team all-state honors the same year as a utility player ... also lettered in basketball for three years and football for one.

Personal

Majoring in communications ... Born March 8, 1989 in Klamath Falls, Ore.

2011 OREGON STATE BASEBALL

PLAYER BIOGRAPHIES

... Son of Dorothy and Dan Nygren ... Has one sister, Nicole ... Favorite professional athlete is St. Louis Cardinals' first baseman Albert Pujols ... Biggest athletic thrill to date is playing for Oregon State ... Favorite movie is Gladiator ... Chose Oregon State because of the coaches, university, community and Beaver Nation.

Nygren's Career Oregon State Statistics

YEAR	ERA	W-L	SV	G/GS	CG	SH	IP	H	R	ER	BB	SO	BF	AVG.	HR
2008	5.55	1-1	0	15/6	0	0	35.2	32	23	22	14	23	152	.246	3
2009	4.45	2-0	1	18/0	0	0	30.1	27	16	15	14	17	131	.239	1
2010	7.53	0-0	0	14/1	0	0	14.1	19	13	12	12	11	73	.333	1
Totals	5.49	3-1	1	47/7	0	0	80.1	78	52	49	40	51	356	.260	5

Nygren In The Postseason

Round	ERA	W-L	SV	G/GS	CG	SH	IP	H	R	ER	BB	SO	BF	AVG.	HR
Reg.	13.49	0-0	0	2/0	0	0	4.2	8	7	7	1	1	25	.333	0

Nygren's Single-Game Highs

IP - 8.0, vs. Washington (3/29/08)
 R - 7-2x, last vs. TCU (5/30/09)
 ER - 7-2x, last vs. TCU (5/30/09)
 SO - 6, vs. Washington (3/29/08)
 BB - 3-3x, last vs. Hawaii (2/22/10)
 H - 8, vs. Utah Valley (5/13/08)

JOSH OSICH



Redshirt Junior • 6'3" • 225 • 2L
Bats/Throws: L/L
Boise, Idaho
Bishop Kelly

Pitcher | #22

2010 (Junior)

Did not see action due to injury.

2009 (Sophomore)

Appeared in 17 games, with one start ... Was 0-0 with a 2.05 ERA in 26 1/3 innings ... Struck out 34 while opponents hit .170 against him ... In Pac-10 play, was 0-0 with a 1.69 ERA in eight appearances, all in relief ... Struck out 12 in 10 2/3 innings ... Allowed no hits while walking one and striking out two in 1 1/3 innings against Washington State (5/15) ... Allowed two hits while striking out five in three scoreless innings against Portland (5/5) ... Came on in relief against Arizona State and held the Sun Devils scoreless over 1 2/3 innings (5/1) ... Worked full two innings against USC and finished with four strikeouts (4/17) ... Started for the first time this season and went four innings, striking out five while allowing four hits and three runs against BYU (4/13) ... Earned his first career saves after pitching three innings of relief, striking out four, against Saint Mary's (3/21) ... Got both batters he faced out in 2/3 of an inning against Missouri State (3/14) ... Made his first appearance of 2009 against Northern Illinois, striking out two in one inning of work (3/1).

2008 (Freshman)

Appeared in 12 games, making four starts ... Posted an 0-2 record with a 7.56 ERA ... Threw 25.0 innings, scattering 33 hits and 21 earned runs while striking out 19 ... Inherited six runners, allowing two to score (33 percent) ... Made four appearances in Pac-10 games ... Made his fourth start of the season and allowed nine runs -- four earned -- and struck out three in 4 1/3 innings against Utah Valley (5/12) ... Made his third start of the season, allowing three hits and two runs over three innings against Gon-

zaga (4/30) ... Took the loss after allowing one hit, one run and one walk in one inning against Stanford (4/12) ... Finished the game against California, striking out, walking two and allowing six hits (4/5) ... Started first career game, going 4 2/3 innings against San Diego State, striking out three and walking five (3/10) ... Worked an inning against Portland, striking out three (3/4) ... Made first collegiate appearance against Arizona State and struck out two in 2 1/3 innings against Arizona State (2/24).

Bishop Kelly High School

Lettered three years for head coach Bobby Sutcliffe ... ranked No. 2 among Idaho/Montana's top 30 players in high school class of 2007 by Baseball Northwest ... earned Pitcher of the Year honors twice as well as Gatorade Player of the Year ... was 8-2 with 124 strikeouts as a senior, just a year after going 9-1 with 110 strikeouts ... as a sophomore, was 9-0 with 88 strikeouts ... also lettered two years in football and one year in basketball.

Personal

Majoring in sociology ... Born September 3, 1988 ... Son of Shawna and Mike Osich ... Has one sister, Morgan ... Enjoys fishing and cars when not playing baseball ... Favorite professional athlete is Pedro Martinez ... Favorite TV show is SportsCenter ... First memory of Oregon State is the Beavers' first national title.

Osich's Career Oregon State Statistics

YEAR	ERA	W-L	SV	G/GS	CG	SH	IP	H	R	ER	BB	SO	BF	AVG.	HR
2008	7.56	0-2	0	12/4	0	0	25.0	33	29	21	26	19	137	.314	4
2009	2.05	0-0	1	17/1	0	0	26.1	15	6	6	17	34	109	.170	2
Totals	4.73	0-2	1	29/5	0	0	51.1	48	35	27	43	53	246	.249	6


Osich In The Postseason

Round	ERA	W-L	SV	G/GS	CG	SH	IP	H	R	ER	BB	SO	WP	AVG.	HR
Reg.	3.00	0-0	0	2/0	0	0	3.0	1	1	1	5	4	0	.125	0

Osich's Single-Game Highs

IP - 4.2, vs. San Diego State (3/10/08)
 R - 9, vs. Utah Valley (5/12/08)
 ER - 4-2x, last vs. Utah Valley (5/12/08)
 SO - 5-2x, last vs. Portland (5/5/09)
 BB - 5, vs. San Diego State (3/10/08)
 H - 8, vs. Utah Valley (5/12/08)

JORDAN POYER



Sophomore • 5'11" • 189 • HS
Bats/Throws: R/R
Astoria, Ore.
Astoria

Outfield | #14

MLB First-Year Player Draft

Poyer was selected in the 42nd round of the 2009 draft by the Florida Marlins but did not sign.

2010 Summer

Played for the Corvallis Knights of the West Coast League ... Appeared in seven games, earning three at bats ... Tallied one hit, an RBI and a walk.

Oregon State Football

Has played two years as a cornerback for the Beavers ... In 2010, his sophomore year, appeared in all 12 games for OSU, tallying 34 tackles, including 1.5 for loss ... Posted one sack, two interceptions, four pass

2011 OREGON STATE BASEBALL

PLAYER BIOGRAPHIES

breakups, forced one fumble and recovered a fumble ... Returned 11 punts, averaging 9.5 yards per ... Returned 33 kicks, averaging 27.8 yards per ... As a freshman, played in all 13 of the Beavers' games, finishing with 11 tackles.

Astoria High School

Played four years at the Northwest Oregon high school ... Was nominated for the Oregon Sports Awards' Johnny Carpenter Prep Athlete of the Year honor ... Selected the first Brian T. Meehan Oregon Baseball Player of the Year, as selected by The Oregonian ... Earned all-state in baseball three times and was an all-league selection twice ... Hit 12 home runs as a freshman, helping lead Astoria to a state title ... Also lettered in football and basketball.

Personal

Born April 25, 1991 in The Dalles, Ore. ... Son of Faalaeo and Julie Poyer ... Has one brother, Jeremy ... His grandfather, Lynn Baxter, lettered in basketball at Oregon State in 1962 and 1964 ... His father, Faalaeo, played tight end at Eastern New Mexico and his mother Julie played softball at Oregon State before transferring to Eastern New Mexico chose Oregon State because "It felt like home. I love the campus and the community."

ZACK RESER



Freshman • 6'1" • 200 • HS
Bats/Throws: L/L
Hillsboro, Ore.
Westview

Pitcher | #44

Westview High School

Lettered three seasons for head coach Steve Antich, and also wrestled for three years for head coach Furi Kamakala ... Earned second-team all-league honors in baseball both his junior and senior campaigns.

Personal

Majoring in business ... Born April 23, 1992 in Portland, Ore. ... Son of Jane and Marty Reser and the grandson of Pat and Al Reser ... Father, Marty, wrestled at OSU as did his brother, Alex ... Also has one sister, Nikki ... Loves to dance and wakeboard when not on the diamond ... Was on the Honor Roll at Westview every year ... Favorite athlete is Albert Pujols and favorite movie is Ace Ventura: Pet Detective ... Chose Oregon State because he "loved the atmosphere and the baseball coaches."

JAKE RODRIGUEZ



Freshman • 5'8" • 190 • HS
Bats/Throws: R/R
Elk Grove, Calif.
Elk Grove

Infield | #13

MLB First-Year Player Draft

Rodriguez was an 11th-round selection by the Los Angeles Angels of Anaheim in the 2010 MLB First-Year Player Draft but did not sign.

2010 Summer

Played for the Corvallis Knights of the West Coast League ... Played in 38 games, batting .219 with five doubles and three RBI.

Elk Grove High School

Lettered four years for head coach Jeff Carlson ... Saw time at third, catcher, short, second and pitcher during his tenure at Elk Grove ... Earned Athlete of the Year honors for the Sacramento, Calif., region as a senior ... Hit 23 home runs, 19 triples and 29 doubles during his career ... Batted .498 as a senior, tallying seven doubles, four triples and 15 home runs along with 46 RBI and 10 stolen bases ... Hit .522 as a junior, posting 10 doubles, four triples and five home runs ... Batted .536 his sophomore year, finishing with four doubles, seven triples and two home runs while stealing eight bases ... Opened his high school career by batting .358 with eight doubles, four triples, one home run and 27 RBI.

Personal

Major is undecided ... Born January 24, 1992 in Chicago, Ill. ... Son of Marco and Nancy Rodriguez ... Has one brother, Joe, and three sisters, Kaite, Meagan and Paige ... Enjoys golf and fishing ... Biggest athletic thrill to date is winning a gold medal with the USA Baseball 16U National Team ... Favorite athlete is Derek Jeter and favorite TV show is ESPN's Baseball Tonight ... Chose Oregon State because of the coaching staff and everything "made me feel at home."

SCOTT SCHULTZ



Freshman • 6'2" • 200 • HS
Bats/Throws: R/R
Gig Harbor, Wash.
Gig Harbor

Pitcher | #24

Gig Harbor High School

Lettered three years at Gig Harbor for head coach Pete Jansen ... Earned all-league and all-state during his tenure ... Was 5-2 with a 1.37 ERA as a senior, throwing 45 strikeouts in seven games ... Posted a 6-4 mark as a junior, finishing with an ERA of 1.15 ... Tallied 76 strikeouts in 32 innings.

Personal


Major is undecided ... Born December 15, 1991 in Tacoma, Wash. ... Son of

2011 OREGON STATE BASEBALL

PLAYER BIOGRAPHIES

Steve and Jenifer Schultz ... Has one brother, Robby ... Biggest athletic thrill to date is winning his league senior year ... Favorite athlete is Tim Lincecum and favorite TV channel is ESPN ... Chose Oregon State "to play baseball and have a chance to win."

HARMEN SIDHU



Junior • 5'11" • 185 • TR
Bats/Throws: R/R
Martinez, Calif.
College Park/Diablo Valley College
Pitcher | #30

Diablo Valley College

Played his freshman and sophomore years at the school located in Pleasant Hill, Calif. ... Went 7-2 with a 3.00 ERA as a sophomore ... Threw 59 strikeouts in 95 innings ... Tallied a 1-0 record and 3.20 ERA in 19 games as a freshman ... Posted 40 strikeouts in 44 innings ... Earned all-conference his sophomore year.

College Park High School

Earned all-league third-team honors after his senior season.

Personal

Majoring in communications ... Born August 11, 1990 in Fresno, Calif. ... Has one sister, Sunny ... Favorite athlete is Tim Lincecum and favorite TV show is Entourage ... Chose Oregon State because of the program, the coaches and a chance at a great education.

TYLER SMITH



Sophomore • 6'0" • 185 • 1L
Bats/Throws: R/R
Thousand Oaks, Calif.
Thousand Oaks
Infield | #1

2010 Summer

Played for the Bend Elks of the West Coast League ... Played in 33 games and batted .252 with eight doubles, a triple, one home run and 11 RBI.

2010 (Freshman)

Appeared in 51 games, starting 43 ... Batted .247 with 10 doubles, two home runs and 20 RBI ... Posted eight multi-hit games and six multi-RBI efforts ... Hit .263 with six doubles and six RBI in 22 Pac-10 games, 17 of which were starts ... Drove in three runs, hit a two-run home run and was 2-for-4 in the regional opener against Florida Atlantic (6/4) ... Was 1-for-4 with an RBI against Oregon (5/26) ... Drove in the game-tying run with a double in the seventh against Arizona State (5/23) ... Doubled home OSU's first two runs and was 1-for-3 against Washington (5/15) ... Finished 3-for-4 with two doubles and two RBI at California (5/1) ... Hit his first career home run, a solo shot, against Maine (3/21) ... Drove in two and doubled in going 2-for-5 against Maine (3/19) ... Finished 3-for-6 and

drove in three runs while scoring three against Tennessee (2/26) ... Got two hits and two RBI for his firsts in both category in a win over Hawaii (2/20).

Thousand Oaks High School

Lettered three years for head coaches Frank Mutz and Jim Steve ... Served as team captain senior year and earned all-league honorable mention honors ... As a junior, earned second-team all-league honors ... As a sophomore, earned first-team all-league honors.

Personal

Majoring in business ... Born July 1, 1991 in Long Beach, Calif., but considers Thousand Oaks his hometown ... Is the son of Lori and Ron Smith ... Has one sister, Karly ... Enjoys ping pong and video games in his spare time ... Favorite athlete is LeBron James ... Favorite TV show is Entourage and favorite movie is 300 ... Biggest athletic thrill to date is playing at Dodger Stadium for the Los Angeles Dodgers Elite Team ... Chose Oregon State because it's a great opportunity, and a great program with great coaches.

Smith's Career Oregon State Statistics

YEAR	AVG	G/GS	AB	R	H	RBI	2B	3B	HR	BB	SO	SB-ATT	SLG	OBA
2010	.247	51/43	146	24	36	20	10	0	2	15	35	2-5	.356	.331

Smith In The Postseason

Round	AVG	G/GS	AB	R	H	RBI	2B	3B	HR	BB	SO	SB-ATT	SLG	OBA
Reg.	.385	3/3	13	2	5	3	0	0	1	0	3	0-0	.615	.385

Smith's Single-Game Highs

AB - 6, vs. Tennessee (2/26/10)
 R - 3, vs. Tennessee (2/26/10)
 H - 3-2x, last vs. California (5/1/10)
 RBI - 3-2x, last vs. Florida Atlantic (6/4/10)
 BB - 2, vs. Arizona (5/29/10)
 SB - 1-2x, last vs. Maine (3/20/10)

BRIAN STAMPS



Junior • 5'11" • 170 • TR
Bats/Throws: S/R
Pittsburg, Calif.
Del Campo/Sacramento CC
Infield/Outfield | #4

Sacramento City College

Earned all-league his sophomore year and was the winner of the Rawlings Gold Glove award for shortstop ... Earned all-league second team his freshman season ... Played in 35 games as a sophomore, batting .297 with seven doubles, two triples, a home run and 20 RBI ... Was 15-for-19 in stolen-base attempts ... Saw action in 37 games his freshman year, finishing with a .285 batting average ... Posted six doubles and two triples and tallied 19 RBI ... Was 13-of-16 in stolen-base attempts.

Del Campo High School

Lettered for head coach Jim Bennett ... Batted .273 with four doubles, a triple, and two home runs in 2006 ... Tallied nine RBI and finished with 15 stolen bases in 15 attempts ... Played in 11 games in 2005, finishing with a .333 batting average ... Had one RBI.

Personal

Majoring in communications ... Born December 10, 1988 in Antioch, Calif. ... Son of M.C. Stamos and Valori Abercrombie ... Has two brothers,

2011 OREGON STATE BASEBALL

PLAYER BIOGRAPHIES

Norman and M.C., and two sisters, Brandi and Michaela ... Enjoys music, basketball and football ... Earned honor roll all four years at Del Campo High School ... Favorite athlete is Jimmy Rollins and favorite TV show is ESPN's SportsCenter ... Biggest athletic thrill to date is winning section championship his senior year of high school ... Chose Oregon State because it's a "great program with a winning tradition where I could maximize my talent."

TAYLOR STARR



Redshirt Junior • 6'2" • 210 • 2L

Bats/Throws: R/R

Longview, Wash.

Kelso

Pitcher | #26

2010 (Junior)

Did not appear in a game due to an injury.

2009 (Sophomore)

Pitched against Tennessee but did not again due to Tommy John surgery.

2008 (Freshman)

Appeared in 16 games, all in relief ... Finished with a 3-1 record and 1.61 ERA in 22 1/3 innings ... Struck out 16 while opponents hit just .205 against him ... Inherited 20 runners, allowing five to score (25 percent) ... Went 1-0 with a 0.00 ERA in six Pac-10 appearances, working five full innings ... Recorded his first career save after going 2/3 of an inning and striking out one against Pacific (5/24) ... Worked effectively in relief, throwing a season-high 4 1/3 innings and tying his season-high with five strikeouts against Long Beach State (5/19) ... Picked up his third win of the season in OSU's comeback win over UCLA after working 2/3 of an inning (5/11) ... Finished Oregon State's game with Arizona State, throwing 2/3 of an inning (4/19) ... Threw one inning, walking two against Stanford (4/13) ... Worked a perfect 2/3 of an inning against California (4/4) ... Worked a career-high four innings, allowing just one hit and one walk while striking out five to pick up his second win in as many days (3/25) ... Picked up his first career win after going 1 1/3 in a relief role at BYU (3/24) ... Made collegiate debut against Georgia, throwing two innings, striking out one and walking one (3/1).

Kelso High School

Lettered for three years for head coach Scott Meeker ... ranked No. 7 among Washington's top 75 players in high school class of 2007 by Baseball Northwest ... earned first-team all-league and first-team all-state honors as a senior after batting .396 with nine doubles, two triples, six home runs and 31 RBI ... also posted a 0.71 ERA with 68 strikeouts in 51 innings ... also lettered in swimming one year.

Personal

Majoring in sociology with an option in criminology ... Born May 31, 1989 in Longview, Wash. ... Son of Tami and Boyd Starr ... Has one brother, Spencer ... Enjoys snowboarding, cars, school, camping and fishing in his spare time ... Favorite athlete is Pedro Martinez ... Favorite TV show is CSI and favorite movie is Dumb and Dumber ... Biggest athletic thrill to date is making his first appearance at PGE Park ... Chose Oregon State because of the great baseball program and the coaches.

Starr's Career Oregon State Statistics

YEAR	ERA	W-L	SV	G/GS	CG	SH	IP	H	R	ER	BB	SO	BF	AVG.	HR
2008	1.61	3-1	1	16/0	0	0	22.1	17	7	4	13	16	101	.205	0
2009	0.00	0-0	0	1/0	0	0	1.0	0	0	0	0	2	3	.000	0
Totals	1.54	3-1	1	17/0	0	0	23.1	17	7	4	13	18	104	.198	0

Starr's Single-Game Highs

IP - 4.1, vs. Long Beach State (5/19/08)

R - 3, vs. Portland (3/31/08)

ER - 3, vs. Portland (3/31/08)

BB - 4, vs. Arizona State (4/20/08)

SO - 5-2x, last vs. Long Beach State (5/19/08)

H - 4-2x, last vs. Long Beach State (5/19/08)

ANDREW SUSAC



Sophomore • 6'1" • 205 • 1L

Bats/Throws: R/R

Roseville, Calif.

Jesuit

Catcher | #10

MLB First-Year Player Draft

Selected in the 16th-round of the 2009 MLB First-Year Player Draft by Philadelphia but did not sign.

2010 Summer

Named as the No. 5 prospect in the Cape Cod League by Baseball America after the summer ... Played in the Cape Cod League All-Star game as a member of the Falmouth Commodores ... Batted .290 with six doubles, five home runs, 15 RBI and 13 walks in 29 games.

2010 (Freshman)

Made 42 appearances, with 33 starts ... Batted .260 with four doubles, two home runs and 13 runs batted in ... Finished with six multi-hit games and two multi-RBI efforts ... Had a six-game hit streak from May 23-June 4 where he batted .500 (10-for-20) with two doubles, four RBI and a home run ... Hit .291 with four doubles and a home run with eight RBI in 21 Pac-10 games, starting 17 ... Tallied a 2-for-2 afternoon to extend his hit streak to six games, in a win over Florida Atlantic (6/4) ... Extended his hit streak to four games by going 1-for-2 with two runs, two walks a solo home run against Arizona (5/29) ... Posted a season-best three hits and three RBI, and drove in the game-winning run with a two-run single in the seventh against Arizona State (5/23) ... Went 2-for-3 with two runs against Seattle (5/18) ... Doubled home two for his first career multi-hit game, against Washington (5/16) ... Went 2-for-4 and drove in a run on a double against California (5/1) ... Hit his first career home run in a 1-for-3 effort at Oregon (4/27) ... Posted his first career multiple-hit game by going 2-for-3 against Stanford (4/18) ... Finished 1-for-2 and drove in a run against UCLA (4/11) ... Went 1-for-3, scored two runs and posted an RBI against Maine (3/20) ... Collected his first career hit, drove in a run and walked twice against Tennessee (2/26).

2009 Summer

Played for the Corvallis Knights of the West Coast League ... Batted .208 with four doubles, a triple and two home runs in 33 games ... Named by Baseball America as the top prospect in the league after the season.

Jesuit High School

Lettered two years for head coach Joe Potulny ... Senior year, earned

2011 OREGON STATE BASEBALL

PLAYER BIOGRAPHIES

first-team all-city honors and Delta River League MVP honors ... Named First-Team All-State and ESPN First-Team All-State as well as Rawlings First-Team All-State ... 2009 Louisville Slugger All-American ... Area Code participant ... Played in the 2008 Aflac All-American Game at Dodger Stadium in Los Angeles ... After his senior year, rated the No. 40 player in the nation by Baseball America ... Rated 28 by Perfect Game and 32 by Baseball Factory ... As a junior, earned first-team all-city and first-team all-metro honors ... Named to the Sacramento Bee and Cal-Hi Sports All-State teams ... As a senior, played in 30 games, batting .443 with 34 RBI ... Doubled nine times to go along with three triples and eight home runs ... Defensively, had just 12 runners attempt a stolen base against him, and nine were caught stealing ... As a junior, batted .466 over 32 games ... Drove in 31 ... Doubled nine times with one triple and six home runs.

Personal

Major is undeclared ... Born March 22, 1990 ... Is the son of Shawna and Nick Susac ... Has two brothers: Matt and Daniel ... Enjoys ping pong, going to a lake, whiffle ball and fishing in his spare time ... Earned Honor Roll honors each of his four years of high school ... Favorite athlete is Joe Mauer ... Favorite TV show is Entourage and favorite movie is American History X ... Biggest athletic thrill to date is playing in the Aflac All-American Game ... Chose Oregon State because of the coaches, the environment and amazing teammates.

Susac's Career Oregon State Statistics

YEAR	AVG	G/GS	AB	R	H	RBI	2B	3B	HR	BB	SO	SB-ATT	SLG	OBA
2010	.260	42/33	96	15	25	13	4	0	2	15	23	0-1	.365	.390

Susac In The Postseason

Round	AVG	G/GS	AB	R	H	RBI	2B	3B	HR	BB	SO	SB-ATT	SLG	OBA
Reg.	.250	3/3	8	3	2	1	0	0	0	3	2	0-0	.250	.417

Susac's Single-Game Highs

AB - 5-2x, last vs. Arizona State (5/23/10)
 R - 2-5x, last vs. Florida Atlantic (6/4/10)
 H - 3, vs. Arizona State (5/23/10)
 RBI - 3, vs. Arizona State (5/23/10)
 BB - 2-5x, last vs. Florida Atlantic (6/4/10)
 Hit Streak - 6 games (5/23-6/4/10)

second-team all-league honors ... As a junior, batted .352 with two home runs to earn a second-team all-league honor.

Personal

Majoring in liberal studies ... Born February 2, 1988 in Menlo Park, Calif., but considers Atherton his hometown ... Is the son of Loren and Victor Viegas ... Grandfather, Angelo, played soccer at USF ... Uncle, Dennis, played baseball at USF ... Father, Victor, played baseball at Santa Clara and later signed with Texas Rangers ... Mother, Loren, played tennis at Santa Clara ... Enjoys playing guitar, watching movies and hiking in his spare time ... Favorite athlete is Willie Mays ... Favorite TV show is Dancing With The Stars and favorite movie is Braveheart ... Chose Oregon State because of the baseball program, the players and coaches, and because of the people and the town.

GLENN WALLACE



Junior • 6'0" • 216 • TR

Bats/Throws: R/R

Reno, Nev.

Reno/College of San Mateo

Pitcher | #45

College of San Mateo

Appeared in 13 games as a sophomore, starting 10 ... Went 4-4 with a 3.32 ERA in 65 innings, allowing 66 hits while striking out 57 while opponents batted .264 ... As a freshman, pitched in 10 games, all in relief ... Went 0-2 with a 1.23 ERA in 7 1/3 innings ... Posted four saves and struck out 10 ... Opponents hit .148 against him.

Reno High School

Lettered in both baseball (head coach Pete Savage) and football (head coach Dan Avinsino) ... Earned first-team all-league honors in baseball and was first-team all-league and league MVP in football.

Personal

Majoring in communications ... Born January 14, 1990 in Reno ... Son of Vicki and Mike Wallace ... Brother John played baseball at Oregon State from 2006-09 ... Enjoys golf, ping pong, hunting and watching movies in his spare time ... Favorite pro athlete is Barry Bonds and favorite TV show is The League ... Favorite movie is Big Daddy ... Chose Oregon State because it's a "great program, my brother went there and I want to win a national championship."

CHRIS VIEGAS



Junior • 5'10" • 180 • TR

Bats/Throws: R/R

Atherton, Calif.

St. Francis/Cañada College

Outfield | #42

2010

Did not play.

Cañada College

Played his sophomore season at Canada ... Earned first-team all-league honors ... Batted .351 with six home runs, 30 RBI and 30 stolen bases.

University of San Diego

Played his freshman campaign at San Diego ... Appeared in four games, getting one at bat.

St. Francis

Earned four letters ... Batted .378 with two home runs as a senior, earned

2011 OREGON STATE BASEBALL

PLAYER BIOGRAPHIES

BEN WETZLER



Freshman • 6'1" • 195 • HS
Bats/Throws: L/L
Clackamas, Ore.
Clackamas

Pitcher | #28

MLB First-Year Player Draft

Selected in the 15th round of the 2010 MLB First-Year Player Draft by the Cleveland Indians.

Clackamas High School

Lettered three years for head coach John Arston ... Earned Gatorade Player of the Year honors after his senior season ... Was also selected as the Louisville Slugger Player of the Year, was an All-American and participated in the Oregon 6A-5A All-Star series ... Earned all-league honors as a junior and senior ... Selected as league Pitcher of the Year as a junior and senior ... Named as the top high school player in the state of Oregon by Baseball Northwest ... High school career stats: 28-3 win-loss record, with five saves, 342 strikeouts, 53 walks, 25 earned runs and a 0.87 ERA in 201 1/3 innings pitched ... Went 12-0 his senior year, finishing with four saves and a 0.32 ERA ... Struck out 164, walked 22 and allowed 32 hits in 86 2/3 innings ... Brook school record for strikeouts his senior season, posting 17 against West Linn ... As a junior, batted .467 with two home runs, 12 doubles, 20 stolen bases and 18 RBI ... On the hill, was 9-1 with a 0.47 ERA in 13 games ... Struck out 104 in 60 innings of work ... Threw eight complete games ... As a sophomore, batted .381 with four doubles and 16 RBI ... As a pitcher, went 7-2 with a 2.54 ERA in 10 appearances ... Worked 54 2/3 innings, striking out 74 ... Threw three complete games ... Also lettered two seasons as a defensive back in football ... Was an all-league selection in football as a junior.

Personal

Major is undecided ... Born September 12, 1991 in Portland, Ore. ... Son of Wynn and Kathy Mayfield ... Has two brothers, Jason and Zach, and one sister, Katelyn ... Enjoys camping and social events ... Member of the Honor Society at Clackamas ... Favorite athlete is LeBron James and favorite TV show is Entourage ... Biggest athletic thrill to date is winning two high school state titles ... Chose Oregon State because of the hometown feeling and the program's history.

TOM ZAROSINSKI



Freshman • 6'0" • 210 • HS
Bats/Throws: R/R
Lake Oswego, Ore.
Lake Oswego

Pitcher | #25

Lake Oswego High School

Lettered two years for head coach Jake Anders ... Earned first-team all-state as a senior and third-team all-state as a junior ... Was first-team all-league his junior and senior years ... Named 2010 Co-Pitcher of the Year in the Tualitan River League ... Participated in the Oregon 6A-5A All-Star series after his senior year ... As a pitcher, was 8-3 with a 1.02 ERA in 12 appearances his junior year ... Struck out 76 in 68 1/3 innings and threw 10 complete games ... Collected a home run, a double and a triple with six RBI while batting .156.

Personal

Major is sports medicine/physical therapy ... Born March 17, 1992 in Portland, Ore. ... Son of Don and Sandy Zarosinski ... Has one brother, Sam ... Cousin Mark Grbavac pitched at Oregon State from 2006-09 ... Enjoys Church, fishing and snowboarding ... Favorite athlete is Albert Pujols and favorite TV show is ESPN's SportsCenter ... Biggest athletic thrill to date is beating North Medford High School in the state semifinals ... Chose Oregon State because of family history and the baseball program.

In Season Birthdays

Player	Age*	Birthdate
Ryan Gorton	20	February 27, 1990
James Nygren	21	March 8, 1989
Sam Montgomery	21	March 13, 1989
Tom Zarsosinski	18	March 17, 1992
Andrew Susac	20	March 22, 1990

Player	Age*	Birthdate
Brandon Defazio	18	April 12, 1992
Tony Bryant	19	April 18, 1991
Zack Reser	18	April 23, 1992
Kavin Keyes	18	April 25, 1992
Jordan Poyer	19	April 25, 1991
Carter Bell	20	June 12, 1990
Cam Booser	18	May 4, 1992

Player	Age*	Birthdate
Adam Duke	18	May 6, 1992
Sam Gaviglio	20	May 22, 1990
Taylor Starr	21	May 31, 1989
Jeff Johnson	22	June 16, 1998

* Denotes opening-day age

2011 OREGON STATE BASEBALL

PAC-10 OPPONENT HISTORIES

Arizona Wildcats

Arizona leads all-time series, 28-22 ▪ **2010:** Oregon State won series, 2-1



Yearly Results

Year	Home	Road	Neutral	Overall	Year	Home	Road	Neutral	Overall
1963	-	2-1	-	2-1	2003	-	1-2	-	1-2
1965	-	1-2	-	1-2	2004	1-2	-	-	1-2
1966	-	0-3	-	0-3	2005	-	1-2	-	1-2
1977	-	-	0-2	0-2	2006	2-1	-	-	2-1
1998	3-0	-	-	3-0	2007	-	0-3	-	0-3
1999	-	0-3	-	0-3	2008	2-1	-	-	2-1
2000	2-1	-	-	2-1	2009	-	2-1	-	2-1
2001	-	1-2	-	1-2	2010	2-1	-	-	2-1
2002	2-1	-	-	2-1					

Series Breakdown

All-Time.....	22-28
At OSU.....	14-7
At Arizona.....	8-19
Neutral.....	0-2

Last 10 Meetings

2007	R	L, 14-17
2008	H	L, 0-7
2008	H	W, 4-3
2008	H	W, 3-2
2009	R	W, 9-5
2009	R	L, 5-6
2009	R	W, 8-3
2010	H	W, 6-3
2010	H	W, 5-0
2010	R	L, 1-3

Series Superlatives

Last OSU 3-gm. sweep, at OSU.....	1998
Last OSU 3-gm. sweep, at UA.....	Never
Last UA 3-gm. sweep, at UA.....	2007
Last UA 3-gm. sweep, at OSU.....	Never

Most runs scored vs. UA.....	14, 2007
Most runs allowed vs. UA.....	20, 2003
Largest margin of victory.....	8, 3x, last: 2006 (10-2)
Largest margin of defeat.....	14, 2003 (6-20)
Longest winning streak.....	3 gms, 1998-2008-09, 2009-10
Longest win streak, at OSU.....	4 gms, 2008-10

Longest win streak, at UA.....	2 gms, 1963
Longest losing streak.....	7 gms, 1965-77
Longest losing streak, at OSU... 2 gms,	2006-08
Longest losing streak, at UA.....	5 gms, 1965-66
Last OSU shutout.....	2010 (5-0)
Last UA shutout.....	2008 (7-0)

Arizona State Sun Devils

Arizona State leads all-time series, 40-22 ▪ **2010:** Arizona State won series, 3-1



Yearly Results

Year	Home	Road	Neutral	Overall	Year	Home	Road	Neutral	Overall
1963	-	2-2	-	2-2	2000	-	1-2	-	1-2
1965	-	0-4	-	0-4	2001	2-1	-	-	2-1
1966	-	3-0	-	3-0	2002	-	0-4	-	0-4
1967	-	2-1	-	2-1	2003	1-2	-	0-1	1-3
1970	-	-	0-1	0-1	2004	-	0-3	-	0-3
1971	-	-	0-1	0-1	2005	2-1	1-0	-	3-1
1976	-	-	0-2	0-2	2006	-	1-2	1-0	2-2
1977	-	0-1	-	-	2007	0-3	-	2-0	2-3
1985	-	-	1-0	1-0	2008	-	2-2	-	2-2
1989	-	-	0-1	0-1	2009	2-1	0-1	-	2-2
1999	1-2	-	-	1-2	2010	-	1-2	0-1	1-3

Series Breakdown

All-Time.....	22-40
At OSU.....	8-10
At Arizona.....	10-23
Neutral.....	4-7

Last 10 Meetings

2008	R	W, 12-3
2008	R	L, 12-15
2009	R	L, 3-6
2009	H	L, 2-4
2009	H	W, 4-3
2009	H	W, 10-5
2010	N	L, 4-6
2010	R	L, 4-10
2010	R	L, 5-6
2010	R	W, 9-8

Series Superlatives

Last OSU 3-gm. sweep, at OSU.....	Never
Last OSU 3-gm. sweep, at ASU.....	1966
Last ASU 3-gm. sweep, at ASU.....	2004
Last ASU 3-gm. sweep, at OSU.....	2007

Most runs scored vs. ASU.....	13, 2x, last: 1985
Most runs allowed vs. ASU.....	21, 1999
Largest margin of victory.....	11, 2x, last: 2006 (11-0)
Largest margin of defeat.....	12, 1999 (21-9)
Longest winning streak.....	5 gms, 1966-67
Longest win streak, at OSU.....	2 gms, 2x, last: 2009

Longest win streak, at ASU.....	5 gms, 1966-67
Longest losing streak....	6 gms, 2x, last: 2002-03
Longest losing streak, at OSU... 4 gms,	2007-09
Longest losing streak, at ASU ... 8 gms,	2000-04
Last OSU shutout.....	2006 (11-0)
Last ASU shutout.....	2008 (11-0)

2011 OREGON STATE BASEBALL

PAC-10 OPPONENT HISTORIES

California Golden Bears

California leads all-time series, 38-26 ■ **2010:** California won series, 3-0



Yearly Results

Year	Home	Road	Neutral	Overall	Year	Home	Road	Neutral	Overall
1916	-	0-3	-	0-3	2002	-	0-3	-	0-3
1920	-	1-1	-	1-1	2003	1-2	-	-	1-2
1953	-	0-1	-	0-1	2004	-	2-1	-	2-1
1955	-	0-1	-	0-1	2005	3-0	-	-	3-0
1961	-	0-1	-	0-1	2006	-	3-0	-	3-0
1964	-	0-1	-	0-1	2007	2-1	-	-	2-1
1967	-	1-1	-	1-1	2008	-	1-2	-	1-2
1968	0-3	-	-	0-3	2009	3-0	-	-	3-0
1969	0-1	0-2	1-0	1-3	2010	-	0-3	-	0-3
1970	-	1-1	-	1-1					
1971	0-2	-	-	0-2					
1975	-	-	1-0	1-0					
1978	-	-	0-1	0-1					
1993	-	-	0-1	0-1					
1997	-	1-2	-	1-2					
1999	1-2	-	-	1-2					
2000	-	2-1	-	2-1					
2001	2-1	-	-	2-1					

Series Breakdown

All-Time.....	26-38
At OSU.....	12-12
At California.....	12-24
Neutral.....	2-2

Last 10 Meetings

2007	H	W, 5-3
2008	R	L, 2-5
2008	R	L, 3-9
2008	R	W, 9-2
2009	H	W, 8-4
2009	H	W, 6-2
2009	H	W, 5-4
2010	R	L, 3-11
2010	R	L, 4-14
2010	R	L, 3-9

Series Superlatives

Last OSU 3-gm. sweep, at OSU.....	2009
Last OSU 3-gm. sweep, at CAL.....	2006
Last CAL 3-gm. sweep, at CAL.....	2010
Last CAL 3-gm. sweep, at OSU.....	1968

Most runs scored vs. CAL.....	15, 2x, last: 2004
Most runs allowed vs. CAL.....	19, 2003
Largest margin of victory.....	13, 1997 (15-2)
Largest margin of defeat.....	12, 2x, last: 1997 (14-2)
Longest winning streak.....	8 gms, 2004-07
Longest win streak, at OSU.....	4 gms, 2x, last: 2007-09

Longest win streak, at CAL.....	4 gms, 2004-06
Longest losing streak.....	5 gms, 1953-67
Longest losing streak, at OSU...	7 gms, 1968-99
Longest losing streak, at CAL....	5 gms, 1953-67
Last OSU shutout.....	2007 (1-0)
Last CAL shutout.....	2007 (4-0)

Oregon Ducks

Oregon State leads all-time series, 159-148 ■ **2010:** Oregon State won series, 4-1



OREGON

Yearly Results (1926-pres.)

Year	H	R	N	O	Year	H	R	N	O
1926	1-1	0-2	-	1-3	1946	2-0	1-1	-	3-1
1927	2-0	1-1	-	3-1	1947	1-1	0-2	-	1-3
1928	0-1	0-1	-	0-2	1948	0-1	1-1	-	1-2
1929	1-2	0-1	-	1-3	1949	1-0	0-2	-	1-2
1930	1-1	2-0	-	3-1	1950	1-1	1-1	-	2-2
1931	1-1	2-0	-	3-1	1951	3-0	2-1	-	5-1
1932	0-2	2-0	-	2-2	1952	1-2	2-1	-	3-3
1933	1-1	2-1	-	3-2	1953	0-1	1-1	-	1-2
1934	0-2	0-2	-	0-4	1954	0-2	1-2	-	1-4
1935	1-1	0-2	-	1-3	1955	1-1	1-1	-	2-2
1936	1-1	1-1	-	2-2	1956	1-1	0-1	-	1-2
1937	0-1	0-3	-	0-4	1957	1-1	1-1	-	2-2
1938	1-1	0-2	-	1-3	1958	1-0	1-0	-	2-0
1939	1-1	0-2	-	1-3	1959	2-1	1-0	-	3-1
1940	2-0	2-0	-	4-0	1960	2-0	0-1	-	2-1
1941	0-2	1-1	-	1-3	1961	1-1	2-0	-	3-1
1942	0-1	1-1	-	1-2	1962	1-1	1-1	-	2-2
1943	1-1	1-1	-	2-2	1963	1-1	1-1	-	2-2
					1964	0-2	2-0	-	2-2
					1965	1-2	1-2	-	2-4
					1966	1-2	1-2	-	2-4
					1967	0-2	1-0	-	1-2
					1968	-	0-2	-	0-2
					1969	2-0	1-0	-	3-0
					1970	0-1	1-1	-	1-2
					1971	1-1	1-0	-	2-1
					1972	0-3	0-3	-	0-6
					1973	1-2	0-3	-	1-5
					1974	2-1	0-3	-	2-4
					1975	3-0	1-2	-	4-2
					1976	3-1	2-0	-	5-1
					1977	2-1	3-0	-	5-1
					1978	1-1	1-1	-	2-2
					1979	2-1	2-1	-	4-2
					1980	3-0	1-2	-	4-2
					1981	2-1	2-1	-	4-2
					2009	2-0	1-0	1-1	5-1
					2010	3-0	0-1	1-0	4-1

Series Breakdown

All-Time.....	159-148
At OSU.....	84-70
At Oregon.....	72-76
Neutral.....	3-1

Last 10 Meetings

2009	N	L, 2-3
2009	N	W, 8-1
2009	H	W, 10-2
2009	H	W, 2-0
2009	N	W, 14-4
2010	R	L, 4-9
2010	H	W, 2-1
2010	H	W, 4-3
2010	H	W, 6-5
2010	H	W, 2-1

Series Superlatives (All-Time)

Last OSU 3-gm. sweep, at OSU.....	2010
Last OSU 3-gm. sweep, at UO.....	1977
Last UO 3-gm. sweep, at UO.....	1973
Last UO 3-gm. sweep, at OSU.....	1972

Most runs scored vs. UO.....	22, 2x, last: 1939
Most runs allowed vs. UO.....	21, 1918
Largest margin of victory.....	18, 1950 (20-2)
Largest margin of defeat.....	14, 1918 (21-7)
Longest winning streak.....	10 gms, 1922-24
Longest win streak, at OSU.....	7 gms, 2x, last: 1981-2010
Longest win streak, at UO.....	8 gms, 1930-33

Longest losing streak....	7 gms, 2x, last: 1971-72
Longest losing streak, at OSU...	5 gms, 1939-43
Longest losing streak, at UO....	10 gms, 1972-75
Last OSU shutout.....	2009 (2-0)
Last UO shutout.....	1973 (10-0)

2011 OREGON STATE BASEBALL

PAC-10 OPPONENT HISTORIES

Stanford Cardinal

Stanford leads all-time series, 42-25 ■ **2010:** Stanford won series, 3-0



Yearly Results

Year	Home	Road	Neutral	Overall	Year	Home	Road	Neutral	Overall
1920	2-0	0-2	-	2-2	2002	2-1	-	-	2-1
1955	-	0-1	-	0-1	2003	-	1-2	-	1-2
1964	-	2-0	-	2-0	2004	1-2	-	-	1-2
1967	-	0-2	-	0-2	2005	-	2-1	-	2-1
1968	1-0	0-2	-	1-2	2006	5-0	-	-	5-0
1969	0-2	0-1	-	0-3	2007	-	2-1	-	2-1
1970	-	2-0	0-1	2-1	2008	1-2	-	-	1-2
1971	1-1	-	0-1	2-1	2009	-	2-1	-	2-1
1976	-	-	0-1	0-1	2010	0-3	-	-	0-3
1977	-	-	0-1	0-1					
1978	-	-	0-1	0-1					
1982	-	0-2	-	0-2					
1983	-	0-1	-	0-1					
1985	-	0-1	-	0-1					
1986	-	-	0-1	0-1					
1999	-	0-3	-	0-3					
2000	1-2	-	-	1-2					
2001	-	0-3	-	0-3					

Series Breakdown

All-Time.....	25-42
At OSU.....	14-13
At Stanford.....	11-23
Neutral.....	0-6

Last 10 Meetings

2007	R	W, 8-6
2008	H	W, 10-9
2008	H	L, 4-6
2008	H	L, 2-4
2009	R	W, 5-0
2009	R	L, 6-7
2009	R	W, 5-2
2010	H	L, 6-14
2010	H	L, 3-5
2010	H	L, 7-10

Series Superlatives

Last OSU 3-gm. sweep, at OSU..... 2006
 Last OSU 3-gm. sweep, at STAN..... Never
 Last STAN 3-gm. sweep, at STAN..... 2001
 Last STAN 3-gm. sweep, at OSU..... 2010

Most runs scored vs. STAN..... 15, 2006
 Most runs allowed vs. STAN..... 22, 2001
 Largest margin of victory..... 15, 2006 (15-0)
 Largest margin of defeat..... 17, 2001 (22-5)
 Longest winning streak..... 6 gms, 2006-07
 Longest win streak, at OSU..... 6 gms, 2006-08
 Longest win streak, at STAN..... 2 gms, 4x,
 last: 2007-09

Longest losing streak..... 13 gms, 1971-2000
 Longest losing streak, at OSU... 5 gms, 2008-10
 Longest losing streak, at STAN..... 11 gms,
 1982-2003
 Last OSU shutout..... 2009 (5-0)
 Last STAN shutout..... 2003 (10-0)

UCLA Bruins

UCLA leads all-time series, 31-21 ■ **2010:** UCLA won series, 2-1



Yearly Results

Year	Home	Road	Neutral	Overall	Year	Home	Road	Neutral	Overall
1967	2-0	-	-	2-0	2010	1-2	-	-	1-2
1968	0-1	0-2	-	0-3					
1969	0-2	0-1	-	0-3					
1970	0-2	-	0-1	0-3					
1971	-	0-2	-	0-2					
1985	-	-	1-0	1-0					
1998	3-0	-	-	3-0					
1999	-	1-2	-	1-2					
2000	0-3	-	-	0-3					
2001	-	1-2	-	1-2					
2002	1-2	-	-	1-2					
2003	-	1-2	-	1-2					
2004	1-2	-	-	1-2					
2005	-	3-0	-	3-0					
2006	1-1	-	-	1-1					
2007	-	2-1	-	2-1					
2008	2-1	-	-	2-1					
2009	-	1-2	-	1-2					

Series Breakdown

All-Time.....	21-31
At OSU.....	11-16
At UCLA.....	9-14
Neutral.....	1-1

Last 10 Meetings

2007	R	L, 2-5
2008	H	W, 10-1
2008	H	L, 4-11
2008	H	W, 8-7
2009	R	L, 5-7
2009	R	W, 5-3
2009	R	L, 2-5
2010	H	W, 4-1
2010	H	L, 1-3
2010	H	L, 2-8

Series Superlatives

Last OSU 3-gm. sweep, at OSU..... 1998
 Last OSU 3-gm. sweep, at UCLA..... 2005
 Last UCLA 3-gm. sweep, at UCLA..... Never
 Last UCLA 3-gm. sweep, at OSU..... 2000

Most runs scored vs. UCLA..... 19, 1998
 Most runs allowed vs. UCLA..... 18, 2000
 Largest margin of victory..... 14, 1998 (19-5)
 Largest margin of defeat..... 15, 1999 (15-0)
 Longest winning streak. 4 gms, 2x, last: 2005-06
 Longest win streak, at OSU..... 3 gms, 1998
 Longest win streak, at UCLA..... 6 gms, 2003-07
 Longest losing streak..... 11 gms, 1968-71

Longest losing streak, at OSU... 5 gms, 1968-70
 Longest losing streak, at UCLA. 5 gms, 1968-71
 Last OSU shutout..... Never
 Last UCLA shutout..... 1999 (15-0)

2011 OREGON STATE BASEBALL

PAC-10 OPPONENT HISTORIES

USC Trojans

USC leads all-time series, 44-20 ■ **2010:** Oregon State won series, 2-1



Yearly Results

Year	Home	Road	Neutral	Overall	Year	Home	Road	Neutral	Overall
1951	-	1-2	-	1-2	2005	4-2	-	-	4-2
1952	2-0	-	-	2-0	2006	-	1-2	-	1-2
1958	0-2	-	-	0-2	2007	2-1	-	-	2-1
1963	1-2	-	-	1-2	2008	-	0-3	-	0-3
1967	1-1	-	-	1-1	2009	1-2	-	-	1-2
1968	-	0-1	-	0-1	2010	-	2-1	-	2-1
1969	0-1	0-2	-	0-3					
1970	-	-	0-2	0-2					
1971	-	0-2	-	0-2					
1976	-	0-1	-	0-1					
1977	-	0-1	-	0-1					
1998	-	1-2	-	1-2					
1999	0-3	-	-	0-3					
2000	-	0-3	-	0-3					
2001	1-2	-	-	1-2					
2002	-	1-2	-	1-2					
2003	0-3	-	-	0-3					
2004	-	2-1	-	2-1					

Series Breakdown

All-Time.....	20-44
At OSU.....	12-19
At USC.....	8-23
Neutral.....	0-2

Last 10 Meetings

2007	H	W, 9-8
2008	R	L, 3-5
2008	R	L, 2-5
2008	R	L, 5-6
2009	H	L, 3-4
2009	H	L, 2-5
2009	H	W, 5-4
2010	R	W, 4-1
2010	R	L, 2-8
2010	R	W, 4-3

Series Superlatives

Last OSU 3-gm. sweep, at OSU..... Never
 Last OSU 3-gm. sweep, at USC..... Never
 Last USC 3-gm. sweep, at USC..... 2008
 Last USC 3-gm. sweep, at OSU..... 2003

Most runs scored vs. USC 13, 2x, last: 2002
 Most runs allowed vs. USC..... 16, 2x, last: 2000
 Largest margin of victory.....11, 1951 (12-1)
 Largest margin of defeat.....15, 1958 (15-0)
 Longest winning streak..... 4 gms, 2004-05
 Longest win streak, at OSU 2 gms, 3x,
 last: 2005-07
 Longest win streak, at USC..... 3 gms, 2004-06

Longest losing streak..... 13 gms, 1967-98
 Longest losing streak, at OSU..... 4 gms, 2x,
 last: 2001-03
 Longest losing streak, at USC. 10 gms, 1951-98
 Last OSU shutout..... 2001 (6-0)
 Last USC shutout..... 2002 (7-0)

Washington Huskies

Oregon State leads all-time series, 224-185-2 ■ **2010:** Oregon State won series, 2-1



Yearly Results (1955-pres.)

Year	H	R	N	O	Year	H	R	N	O
1955	2-0	0-2	-	2-2	1973	3-0	1-2	-	4-2
1956	0-2	1-1	-	1-3	1974	3-0	1-2	0-1	4-3
1957	2-0	0-2	-	2-2	1975	3-0	3-0	-	6-0
1958	2-0	2-0	-	4-0	1976	4-0	1-1	-	5-1
1959	1-0	0-2	-	1-2	1977	3-0	2-1	-	5-1
1960	2-0	1-1	-	3-1	1978*	1-3	1-0	-	2-3
1961	1-0	1-1	-	2-1	1979	0-3	0-3	-	0-6
1962	2-0	2-0	-	4-0	1980	1-0	2-2	-	3-2
1963	2-0	2-0	-	4-0	1981	2-1	2-1	-	4-2
1964	2-0	0-2	-	2-2	1982	2-0	1-1	-	3-1
1965	1-2	3-0	-	4-2	1983	1-1	1-1	1-0	3-2
1966	2-1	0-3	-	2-4	1984	2-0	1-1	1-0	4-1
1967	1-0	-	-	1-0	1985	1-1	1-1	1-0	3-2
1968	2-0	1-0	1-0	4-0	1986	2-0	1-1	1-1	4-2
1969	1-0	2-0	-	3-0	1987	1-1	1-1	0-1	2-3
1970	1-0	-	1-0	1-0	1988	1-1	2-0	-	3-1
1971	2-0	1-0	-	3-0	1989	2-0	1-1	-	3-1
1972	2-3	-	-	2-3	1990	1-1	1-1	2-1	4-3
					1991	2-0	1-1	2-0	5-1
					1992	2-1	0-3	-	2-4
					1993	1-2	-	1-2	2-4
					1994	1-2	1-2	1-0	3-4
					1995	3-0	0-3	-	3-3
					1996	3-1	1-3	-	4-4
					1997	2-2	2-2	-	4-4
					1998	2-2	1-3	-	3-5
					1999	0-2	1-2	-	1-4
					2000	2-1	2-0	-	4-1
					2001	1-1	1-2	-	2-3
					2002	1-2	-	-	1-2
					2003	0-2	1-2	-	1-4
					2004	1-2	2-0	1-0	4-2
					2005	-	3-0	-	3-0
					2006	2-1	-	-	2-1
					2007	-	1-1	0-1	1-2
					2008	2-1	-	-	2-1
					2009	-	0-2	1-0	1-2
					2010	2-1	-	-	2-1

Series Breakdown

All-Time.....	224-185-2
At OSU.....	129-70
At Washington... 81-108-2	
Neutral.....	14-7

Last 10 Meetings

2007	R	W, 8-2
2008	H	W, 8-1
2008	H	W, 2-1
2008	H	L, 4-6
2009	N	W, 6-4
2009	R	L, 6-15
2009	R	L, 3-4
2010	H	W, 8-6
2010	H	W, 7-3
2010	H	L, 2-3

Series Superlatives (All-Time)

Last OSU 3-gm. sweep, at OSU..... 1995
 Last OSU 3-gm. sweep, at UW 2005
 Last UW 3-gm. sweep, at UW 1995
 Last UW 3-gm. sweep, at OSU..... 1979

Most runs scored vs. UW 32, 1954
 Most runs allowed vs. UW..... 26, 2004
 Largest margin of victory..... 25, 1954 (32-7)
 Largest margin of defeat 14, 1992 (20-6)
 Longest winning streak..... 12 gms, 1967-71
 Longest win streak, at OSU 17 gms, 1972-77
 Longest win streak, at UW 5 gms, 2004-05
 Longest losing streak.... 7 gms, 2x, last: 1978-79

Longest losing streak, at OSU... 6 gms, 1992-94
 Longest losing streak, at UW..... 8 gms, 1992-95
 Last OSU shutout..... 2005 (7-0)
 Last UW shutout..... 1995 (2-0)

2011 OREGON STATE BASEBALL

PAC-10 OPPONENT HISTORIES/NON-CONFERENCE OPPONENT HISTORIES

Washington State Cougars

Washington State leads all-time series, 224-190-2 ■ **2010:** Washington State won series, 2-1



Yearly Results (1955-pres.)

Year	H	R	N	O
1955	-	2-0	-	2-0
1956	0-2	0-2	2-0	2-4
1957	2-0	1-1	1-1	4-2
1958	1-1	0-2	1-0	2-3
1959	1-1	0-2	1-0	2-3
1960	-	0-2	1-0	1-2
1961	2-0	0-2	-	2-2
1962	1-0	1-1	-	2-1
1963	2-0	1-1	-	3-1
1964	2-0	0-2	-	2-2
1965	0-3	1-2	-	1-5
1966	0-3	0-2	-	0-5
1967	2-0	-	0-1	2-1
1968	1-0	1-1	-	2-1
1969	2-0	1-0	-	3-0
1970	-	0-1	1-0	1-1
1971	-	0-2	-	0-2
1972	0-3	0-3	-	0-6

Year	H	R	N	O
1973	0-3	0-3	-	0-6
1974	0-3	0-3	-	0-6
1975	-	3-4	0-1	3-5
1976	2-1	0-3	1-0	3-4
1977	1-2	1-2	-	2-4
1978	1-2	1-2	1-0	3-4
1979	-	0-3	0-1	0-4
1980	1-2	0-3	-	1-5
1981	1-1	2-2	1-1	4-4
1982	2-0	1-1	0-1	2-3
1983	2-0	0-2	0-2	2-4
1984	1-1	1-1	0-3	2-5
1985	1-1	1-1	2-0	4-2
1986	0-1	1-1	1-0	2-2
1987	1-1	0-2	0-1	1-4
1988	-	1-3	0-1	1-4
1989	0-2	2-0	0-1	2-3
1990	1-1	1-1	0-1	2-3
1991	1-1	0-2	-	1-3

Year	H	R	N	O
1992	1-2	2-1	-	3-3
1993	2-0	1-2	-	2-3
1994	3-0	3-0	-	6-0
1995	1-1	1-3	-	2-4
1996	4-0	1-3	-	5-3
1997	3-1	4-0	1-0	8-1
1998	3-2	1-2	-	4-4
1999	3-0	-	0-3	3-3
2000	2-1	1-2	-	3-3
2001	3-0	-	2-1	5-1
2002	3-0	3-0	-	6-0
2003	1-2	-	1-1	2-3
2004	-	1-2	-	1-2
2005	3-0	-	-	3-0
2006	-	3-0	-	3-0
2007	1-2	-	-	1-2
2008	-	1-2	-	1-2
2009	1-2	-	-	1-2
2010	-	1-2	-	1-2

Series Breakdown

All-Time.....	190-224-2
At OSU.....	102-76
At WSU.....	90-127-2
Neutral.....	18-21

Last 10 Meetings

2007	H	L	3-5
2008	R	L	3-10
2008	R	L	4-11
2008	R	W	19-9
2009	H	L	6-7
2009	H	W	8-2
2009	H	L	6-7
2010	R	L	1-5
2010	R	L	4-12
2010	R	W	3-2

Series Superlatives (All-Time)

Last OSU 3-gm. sweep, at OSU.....	2005
Last OSU 3-gm. sweep, at WSU.....	2006
Last WSU 3-gm. sweep, at WSU.....	1980
Last WSU 3-gm. sweep, at OSU.....	1974

Most runs scored vs. WSU.....	29, 1955
Most runs allowed vs. WSU.....	26, 1973
Largest margin of victory.....	17, 1955 (29-12)
Largest margin of defeat.....	20, 1973 (26-6)
Longest winning streak.....	9 gms, 2001-02
Longest win streak, at OSU.....	8 gms, 2x, last: 1995-97
Longest win streak, at WSU.....	5 gms, 1996-97

Longest losing streak.....	22 gms, 1971-75
Longest losing streak, at OSU...	9 gms, 1972-74
Longest losing streak, at WSU	13 gms, 1970-75
Last OSU shutout.....	2003 (4-0)
Last WSU shutout.....	1998 (9-0)

2011 Non-Conference Opponents Series Histories

Connecticut

First Meeting

Fresno State

Fresno State leads, 26-9

Home: Never

Road: 9-25

Neutral: 0-1

Year	Location	Result
1952	Home	W 2-1
	Home	W 8-4
1953	Road	L 3-5
	Road	W 4-3
1955	Road	L 1-8
	Road	L 7-9
1961	Road	L 4-11
	Road	L 0-16
1969	Road	L 2-8
1970	Road	L 2-3
1978	Road	L 6-11
	Road	L 1-11
1979	Road	L 2-6
	Road	L 1-9
1980	Road	L 7-12
1981	Neutral	L 5-8
1984	Road	L 1-9
1986	Road	W 8-7
	Road	L 2-13
	Road	L 2-9
1987	Road	W 1-0
1988	Road	L 10-12
1989	Road	L 2-5
	Road	W 8-6

1990	Road	L 1-2
	Road	L 6-7
	Road	L 5-14
	Road	W 2-1
1991	Road	L 1-3
	Road	W 5-2
	Road	W 5-2
1996	Road	L 4-7
2000	Road	L 1-4
	Road	L 4-9
	Road	L 0-8

Longest Win Streak
2 games-2x (last: 1991)

Gonzaga

Oregon State leads, 60-33

Home: 26-11

Road: 26-18

Neutral: 8-4

Year	Location	Result
1919	Road	W 5-2
1921	Road	W 3-2
1922	Road	W 8-6
1924	Road	L 6-7
1925	Road	W 4-3
1975	Neutral	W 5-2
1980	Road	W 5-3
	Road	L 6-8
1981	Neutral	W 8-1
1982	Road	W 6-5
	Road	L 7-11
	Home	L 3-6
	Home	W 10-9

1983	Home	W 3-2
	Home	W 9-3
	Road	W 10-1
	Road	W 10-6
1984	Road	L 1-8
	Road	L 6-15
1985	Road	L 3-5
	Road	L 2-9
	Home	W 8-4
	Home	W 15-8
1986	Home	W 7-3
	Home	W 11-4
	Road	W 9-6
	Road	W 10-8
1987	Home	L 4-6
	Home	W 8-5
	Road	W 9-0
	Road	W 10-8
1988	Home	W 6-5
	Home	L 3-12
	Road	L 0-1
	Road	W 9-8
	Neutral	W 11-1
1989	Road	W 12-5
	Road	L 8-11
	Home	L 5-6
	Home	L 9-12
	Neutral	W 8-3
1990	Home	L 3-7
	Home	L 8-13
	Road	W 11-1
	Road	L 0-7
1991	Home	W 6-0

	Home	W 8-0
	Road	W 9-2
	Road	W 14-2
1992	Road	W 3-0
	Road	L 1-6
	Road	L 1-7
	Home	W 7-3
	Home	L 1-3
	Home	L 5-8
1993	Home	W 13-0
	Home	W 17-3
	Road	W 10-8
	Road	W 11-3
	Road	L 2-9
	Road	W 6-4
1994	Home	W 2-1
	Home	W 5-3
	Home	W 5-2
	Road	W 3-2
	Road	W 12-3
	Road	W 9-2
1995	Road	L 5-6
	Home	W 5-4
	Home	L 1-7
	Home	W 6-5
	Road	W 1-0
	Road	L 1-2
	Road	W 8-4
1997	Neutral	W 5-3
1999	Neutral	L 1-4
	Neutral	W 16-15
2001	Home	W 12-6
	Home	W 10-9

2002	Home	W 11-9
	Home	W 9-8
	Home	L 3-8
2003	Neutral	W 5-1
2004	Neutral	W 8-6
	Home	W 12-2
	Home	W 13-3
	Home	L 5-10
2005	Neutral	L 1-3
2006	Neutral	L 5-6
2007	Neutral	L 5-6
2008	Road	L 6-11
	Road	L 2-4
2009	Home	W 8-1

Longest Win Streak
7 games (1993-1994)

Hartford

First Meeting

Indiana

First Meeting

Long Beach State

Long Beach State leads, 8-2

Home: 1-2

Road: 1-5

Neutral: 0-1

Year	Location	Result
1980	Road	L 2-5
	Road	W 2-1
	Road	L 4-8

2011 OREGON STATE BASEBALL

NON-CONFERENCE OPPONENT HISTORIES

1988	Neutral	L	0-1
1989	Road	L	9-10
	Road	L	6-13
2008	Road	L	0-10
2010	Home	W	16-4
	Home	L	1-7
	Home	L	4-8

Longest Win Streak

1 game (1980, 2010)

New Mexico State

Oregon State leads, 6-2

Home: Never

Road: 2-1

Neutral: 4-1

Year	Location	Result
1995	Road	W 13-10
	Road	L 11-12
	Road	W 7-4
1999	Neutral	W 7-1
2003	Neutral	L 7-15
	Neutral	W 16-14
2005	Neutral	W 19-0
	Neutral	W 11-2

Longest Win Streak

3 games (2003-2005)

Portland

Oregon State leads, 149-60

Home: 76-28

Road: 69-26

Neutral: 4-6

Year	Location	Result
1909	Home	W 9-4
	Home	L 6-9
1928	Home	L 9-11
	Home	W 10-5
	Road	W 13-5
	Road	W 4-3
1930	Home	W 4-3
	Home	W 2-0
1933	Home	W 8-1
	Home	W 8-3
1934	Home	W 11-10
	Home	L 4-5
1935	Home	L 4-7
1936	Home	L 7-8
	Home	L 3-8
1937	Road	W 5-2
1938	Home	W 5-3
	Home	W 5-2
1939	Home	L 5-6
	Home	W 12-0
1940	Home	W 14-4
1942	Road	L 6-8
1946	Road	L 3-7
	Road	W 14-0
1948	Road	L 5-6
	Road	W 4-2
1949	Home	W 6-4
	Road	W 19-14
	Road	L 3-16
1951	Home	W 7-5
	Road	W 16-2
1952	Home	W 5-3
	Road	W 19-8
1953	Home	W 8-3
1955	Road	W 12-1
1956	Road	L 4-9
	Home	L 2-12

	Road	W	4-0
1957	Road	W	10-3
	Home	W	6-5
	Home	L	2-6
1958	Home	L	5-10
	Home	L	1-5
1959	Road	W	13-4
	Home	W	3-2
	Home	W	4-2
1960	Road	W	9-4
	Home	W	8-7
1961	Road	W	8-6
	Home	W	12-2
1962	Home	W	13-1
	Road	W	16-0
1963	Home	W	8-3
	Road	W	12-0
1964	Home	W	10-0
	Road	W	19-6
1965	Road	W	9-4
	Home	W	7-3
1966	Home	W	5-4
	Road	W	7-1
1967	Home	W	11-0
	Road	W	7-3
1968	Home	W	7-6
1969	Road	W	21-4
	Home	L	2-3
1970	Home	L	3-7
	Road	W	3-0
1971	Home	L	0-3
	Road	W	8-4
1972	Home	W	2-1
	Road	L	3-4
1973	Home	W	11-4
	Road	L	4-7
1974	Home	W	3-2
	Road	W	6-3
1975	Road	W	5-4
1976	Home	W	15-2
	Road	W	4-3
1977	Home	W	10-3
1978	Home	W	3-2
	Road	L	5-10
1980	Road	W	10-4
	Home	L	0-10
1981	Road	W	12-1
1982	Home	W	3-1
	Home	W	8-1
	Road	W	3-1
	Road	L	2-4
1983	Road	W	10-1
	Road	W	2-1
	Home	W	5-4
	Home	W	9-4
1984	Road	W	4-3
	Home	L	4-12
	Road	L	4-6
	Home	W	4-1
1985	Home	W	2-1
	Road	L	0-4
	Home	W	9-1
	Road	L	2-3
1986	Home	W	5-0
	Home	W	4-1
	Road	L	7-9
	Road	L	3-7
	Neutral	W	6-5
1987	Home	L	6-13
	Road	W	13-6
	Road	L	1-4

	Road	L	5-9
	Home	W	5-4
	Home	W	18-0
1988	Home	L	4-5
	Road	L	2-3
	Home	W	10-9
	Road	W	9-1
	Neutral	W	1-0
1989	Road	L	2-4
	Home	L	3-10
	Home	W	4-3
	Road	L	2-5
	Neutral	L	1-3
1990	Road	W	9-4
	Home	W	4-0
	Home	W	6-1
	Road	W	11-1
	Road	W	7-2
1991	Home	L	0-2
	Road	L	0-13
	Road	W	9-7
	Home	W	12-11
	Road	W	12-8
	Neutral	L	4-13
	Neutral	L	5-8
1992	Road	L	7-12
	Home	L	6-7
	Road	W	7-3
	Road	L	3-7
	Home	W	17-13
	Home	L	7-14
1993	Road	W	4-1
	Home	W	8-3
	Home	W	5-0
	Home	W	5-0
	Road	W	16-3
	Home	W	3-1
1994	Neutral	L	2-5
	Neutral	W	8-5
	Neutral	L	0-3
	Home	L	1-10
	Home	W	4-0
	Road	W	12-1
	Road	W	4-2
	Road	L	12-13
	Home	W	4-2
1995	Neutral	W	5-4
	Road	W	7-4
	Road	L	7-8
	Home	L	7-8
	Road	W	3-2
	Home	L	4-9
	Home	W	10-5
1996	Road	W	16-2
	Home	W	18-5
1997	Neutral	L	6-10
	Home	W	9-3
	Road	W	9-3
	Home	W	33-3
1998	Home	W	7-2
	Road	W	8-1
	Home	W	13-9
	Road	W	4-3
1999	Home	W	8-7
	Road	W	10-3
	Road	W	17-8
2000	Home	L	10-13
	Road	W	13-5
	Home	W	11-4
2001	Home	W	9-0
	Road	W	10-9

	Home	W	13-6
2002	Road	L	4-5
	Home	W	5-2
	Home	W	11-1
	Road	W	11-4
2003	Road	W	13-6
	Road	W	9-0
	Road	W	18-6
	Home	W	10-1
	Road	W	14-4
	Home	W	4-3
2004	Road	W	25-4
	Road	L	2-6
	Home	L	1-3
	Home	W	16-3
2005	Home	W	6-4
	Road	W	7-5
	Home	W	6-2
2006	Home	W	3-1
	Road	W	14-9
	Home	L	13-20
2007	Home	W	12-4
	Road	W	10-1
2008	Road	W	16-0
	Home	W	5-4
	Neutral	W	4-1
2009	Road	W	5-1
2010	Home	W	6-5
	Home	W	9-2
	Home	W	9-2

Longest Win Streak

21 games (1959-1969)

Seattle

Oregon State leads, 6-3-1

Home: 5-2

Road: Never

Neutral: 5-1-1

Year	Location	Result
1952	Home	L 6-8
1953	Home	L 6-8
1962	Home	W 10-0
	Home	W 14-6
1963	Home	W 7-2
	Home	W 5-3
1971	Neutral	W 4-3
1972	Neutral	L 6-8
1973	Neutral	T 2-2
2010	Home	W 12-2

Longest Win Streak

5 games (1962-1971)

Texas-San Antonio

First Meeting

Texas A&M-CC

First Meeting

UC Santa Barbara

Oregon State leads, 11-8-1

Home: 2-1

Road: 4-2-1

Neutral: 5-5

Year	Location	Result
1968	Neutral	L 1-6
1969	Road	L 3-4
1981	Neutral	L 6-7
	Neutral	W 5-2
1982	Neutral	L 6-8

1983	Neutral	L	3-7
1984	Neutral	W	6-5
	Neutral	W	6-4
1987	Neutral	W	10-4
1993	Neutral	W	11-8
1998	Neutral	L	7-11
	Road	W	13-1
	Road	L	6-7
	Road	T	4-4
2003	Home	L	4-5
	Home	W	4-3
	Home	W	6-4
2005	Road	W	4-2
	Road	W	6-4
	Road	W	5-3

Longest Win Streak

5 games (2003-2005)

VMI

First Meeting

2011 OREGON STATE BASEBALL

2010 IN REVIEW

The Season

Oregon State finished the season with a 32-24 overall record.

In Pac-10

The Beavers went 12-15 in Pacific-10 Conference play, tying Arizona for seventh in the league. Oregon State was, however, just two games behind No. 4 Stanford. Eight of the 10 teams from the Pac-10 advanced to the post-season in 2010.

Another Year, More Postseason

The Beavers advanced to the Gainesville Regional, putting Oregon State in the postseason for the fifth time in the last six years. That is the single-best postseason stretch for the program.

Awards And More Awards

Oregon State had a big year on the awards trail. Adalberto Santos and Stefen Romero were both named to the All-Pac-10 Team. Matt Boyd earned Freshman All-America honors by Louisville Slugger and the NCBWA. On a week-by-week basis, the Beavers took home four Pac-10 Pitcher of the Week honors, with Greg Peavey earning two and Tanner Robles and Sam Gaviglio earning one apiece.

Historic Draft Day

Eight OSU student-athletes were selected in the first 22 rounds of the MLB First-Year Player Draft, and six were taken in the top nine rounds. Tyler Waldron was the first selected, in the fifth round, while Adalberto Santos went to Pittsburgh in the 22nd round. Every OSU player selected either improved their draft status from the last time they were selected (or in Josh Osich and Stefen Romero's cases, this was their first time to be selected).

Draft Day, Part 2

The six players selected in the first nine rounds of the MLB Draft set a school record for the

Beavers. OSU had previously had five players selected in the first 10 rounds of the 2007 MLB Draft. And, the eight players selected overall is tied for the second most in school history.

Can You Say Ups And Downs?

The Beavers had two distinct streaks to the season. OSU rattled off a 10-game hit streak early on that left it at 16-3 on the year. A couple weeks later, OSU lost seven straight and then 10-of-11 before the Beavers righted the ship and ended the regular season with a 10-5 record, helping them to their fifth postseason appearance in six seasons. The 10-game win streak was the team's longest since a 12-gamer in 2007. The seven-game losing streak was two off the school record.

At Home

Oregon State played a school-record 32 games at home (even though it was originally scheduled for 34). The Beavers went 21-11, marking the third time in school history OSU finished with 20 or more wins at what is now Goss Stadium. The school record of 27 was set in 2006.

Don't Forget The 30-Win Plateau

Oregon State won 32 games in 2010, hitting the 30-win plateau for the second consecutive season and the sixth time in the last seven seasons. OSU has won 30 or more games in 11 of head coach Pat Casey's 16 seasons in Corvallis, and OSU has posted winning seasons in all but two of his campaigns.

Casey Nearing No. 2

With 32 wins in 2010, head coach Pat Casey is creeping closer to Ralph Coleman for second-most victories at Oregon State. Casey has 537 wins at OSU, and needs just 25 wins to move into sole possession of second place. Jack Riley is the program's record holder with 613 from 1973-94.



Stefen Romero

A Freshman Again?

Sam Gaviglio led the Beavers with 10 victories as a freshman in 2009, and this season, he witnessed Matt Boyd do the same thing, albeit with seven victories. Boyd also had an earned run average of 1.90 in 20 appearances, two of which were starts.

End Of A Great Career

Rob Folsom ended his career at OSU after a great four seasons - two interrupted by a mission - and capped it off with an All-Pac-10 Honorable Mention honor this season.

Keeping Opponents Down

Oregon State played a number of close games in 2010, and limited opponents to five runs or less in 36 of its 56 games. The Beavers were 29-7 last season when opponents scored five or less. Comparatively, OSU was held to five or less in 33 games. The Beavers were 12-21 in 2010 when that happened.

What About One-Run Games?

OSU was certainly disappointed in its 7-9 record in one-run games in 2009, and did everything it could to flip that number around last season. That it did. The Beavers were 11-3 in one-run games in 2010, and 7-1 at home.

Using The Long Ball

The Beavers hit 23 home runs as a club in 2009, finishing near the bottom of the Pac-10. Just like their one-run tally, that number changed dramatically last season as Oregon State finished with 44 in 2010, placing the Beavers fourth in the league.



2010 Oregon State Baseball Team

2011 OREGON STATE BASEBALL

2010 IN REVIEW

Quality Starts

Oregon State pitchers threw 16 quality starts in their first year under pitching coach Nate Yeskie, 2009, and they increased that tally to 21 in his second year. The Beavers went 17-4 when their starter finished with a quality start, including an 11-3 mark in games at Goss Stadium.

Don't Run On Him

Andrew Susac made a pretty good impression on opposing basestealers in his first season at the Division I level. The catcher had just 30 stolen-base attempts against him in 42 games, 33 of which were starts. He threw out 12 of those 30, for a 40-percent clip. His predecessor, Ryan Ortiz, had 55 stolen-base attempts against him his senior season, throwing out 17 (31 percent). Susac had 13 attempts against him in Pac-10 play, and he threw out seven (53.8 percent).

Streaky

Adalberto Santos certainly made the most of his senior season as the outfielder led the Beavers with four hit streaks of five or more games. He had a 12-gamer from May 8-May 28 where he batted .471 (23-for-53) with five home runs. That hit streak was sandwiched in an even bigger streak. The New York native reached base safely via a hit or walk in his last 40 games of the season. All told, he reached base safely in 54 of the team's 56 games in 2010.

Good RPI

As of June 21, the Beavers had an RPI of 25, ranking them fourth among all Pac-10 schools. The Beavers played 31 of their 56 games against teams with an RPI of 50 or better, going 12-19. Bettering that, OSU played 45 of its 56 games against teams in the top 100. OSU was 23-22 in such games.

Don't Forget Strength Of Schedule

Also as of June 21, the computers had the Beavers with one of the nation's strongest schedules. Playing 45 of your 56 games against the top 100 teams will do that. Oregon State's strength of schedule was No. 6 according to boydsworld.com. The most amazing part of that is that's just sixth among Pac-10 schools as all 10 ranked in the top 10 nationally.

Romero's Streak, Too

Stefen Romero went on an absolute tear April 24 through May 18. The infielder posted an Oregon State season long hit streak of 14 games, where he batted .388 (21-for-54) with four home runs and 11 runs batted in. That marked a career-best during his two-year tenure at OSU, which ended when he signed a contract with Se-

attle after being a 12th-round selection in the 2010 draft.

Attendance

Oregon State proved again it has one of the best followings on the West Coast as they Beavers had an average attendance of 2,090, good for 29th nationally and third in the Pacific-10 Conference. The average of 2,090 was second-best in school history, trailing only the 2,218 average in 2009. The total of 64,792 was far and away the best in school history, surpassing the previous high of 49,285 in 2006.

Against The Postseason

Oregon State played 29 games against teams that advanced to a regional in 2010, and went 12-17 in such games. The Beavers played eight games against teams that advanced to the College World Series, going 2-6.

Hold A Lead

Oregon State was great with a lead in 2010, going 29-1 when leading after eight innings.

Pat Casey In The Postseason

Head coach Pat Casey coached in three postseason games in 2010, giving him 40 for his career. He is 30-10 all-time in those 40 games.

Oregon State In 2010 National Rankings

Offense

Category	Stat	Rank
Batting average	.267	279
Scoring	5.6	255
Runs	236	313
Hits	500	246
Doubles	131	115
Triples	8	239
Home runs	44	173
Slugging pct.	.407	247
Stolen bases	44	226
Bases on balls	233	92
Sacrifice bunts	41	69
Hit by pitch	74	63
Sacrifice flies	17	250

Pitching/Defense

Category	Stat	Rank
Earned run average	4.19	24
Strikeouts/g inn.	7.3	83
Hits/g inn.	8.87	19
Walks/g inn.	3.26	50
Fielding pct.	.973	28
Double plays	59	38
Win pct.	.571	94

2010 At A Glance

Category	Home	Road	Neutral	Overall
Record	21-11	7-11	4-2	32-24
Pac-10 record	8-7	4-8	0-0	12-15
Non-Conference record	13-4	3-3	4-2	20-9
Versus Top 25	4-3	1-7	1-1	6-11
Versus Top 10	1-2	1-3	0-0	2-5
February	2-1	3-1	0-0	5-2
March	9-2	0-0	2-1	11-3
April	2-5	3-5	0-0	5-10
May	8-3	1-4	1-0	10-7
June	0-0	0-1	1-1	1-2
Sunday	4-4	3-3	0-0	7-7
Monday	0-1	1-0	0-0	1-1
Tuesday	2-0	0-1	0-0	2-1
Wednesday	1-0	0-0	1-0	2-0
Thursday	0-0	1-0	1-0	2-0
Friday	7-1	1-4	1-1	9-6
Saturday	7-5	1-4	1-0	9-9
Creme uniforms	5-5	0-1	1-0	6-6
Gray uniforms	0-0	3-7	1-2	5-9
Gray pinstripe uniforms	0-0	1-0	1-0	2-0
Orange uniforms	6-5	3-3	1-0	10-8
White uniforms	10-1	0-0	0-0	10-1
Day	10-8	4-5	3-1	17-14
Night	11-3	3-6	1-1	15-10
vs. Left	7-5	1-3	1-0	9-8
vs. Right	14-6	6-8	3-2	23-16
Scoring first	15-3	4-4	4-1	23-8
0-2 runs	3-7	0-3	1-0	4-10
3-5 runs	4-2	4-8	0-1	8-11
6-9 runs	8-2	2-0	2-1	12-3
10+ runs	6-0	1-0	1-0	8-0
Opponent scores first	6-8	3-7	0-1	9-16
0-2 runs	11-0	3-0	2-0	16-0
3-5 runs	9-5	2-2	2-0	13-7
6-9 runs	1-4	2-4	0-1	3-9
10+ runs	0-2	0-5	0-1	0-8
1-run games	7-1	3-2	1-0	11-3
2-run games	2-3	0-0	1-1	3-4
5+ runs	9-4	1-8	2-0	12-12
Leading after 6	17-2	4-0	4-0	25-2
Leading after 7	19-0	5-1	4-0	28-1
Leading after 8	19-0	6-1	4-0	29-1
Trailing after 6	2-7	1-11	0-2	3-20
Trailing after 7	1-9	0-10	0-2	1-21
Trailing after 8	1-10	0-10	0-2	1-22
Extra-inning games	2-2	1-0	0-0	3-2
Shutouts	2-0	1-0	1-0	4-0
Following a win	17-6	1-5	3-1	21-12
Following a loss	4-5	5-6	1-1	10-12
Out-hit opponent	14-2	6-0	2-1	22-3
Opponent out-hit	4-9	1-9	2-1	7-19
Hits are equal	3-0	0-2	0-0	3-2
OSU Quality Start	11-3	2-1	4-0	17-4
Opp. Quality Start	6-8	1-6	0-0	7-14
Make 0 errors	13-7	0-0	3-0	16-7
Make 1 error	4-1	3-6	1-2	8-9
Make 2+ errors	4-3	4-5	0-0	8-8
Opp. makes 0 errors	6-6	2-5	2-1	10-12
Opp. makes 1 error	6-5	2-2	2-0	10-7
Opp. makes 2+ errors	9-0	3-4	0-1	12-5

2011 OREGON STATE BASEBALL

2010 HONORS/DRAFT CHOICES

2010 Honors

Matt Boyd

- All-Pacific-10 Conference Honorable Mention
- Louisville Slugger Freshman All-America Team
- NCBWA Freshman All-America First Team

Rob Folsom

- All-Pacific-10 Conference Honorable Mention
- Pacific-10 Conference All-Academic Second Team

Sam Gaviglio

- Pacific-10 Conference Pitcher of the Week (May 31)
- Louisville Slugger Preseason All-America Second Team
- NCBWA Preseason All-America Second Team

Greg Peavey

- All-Pacific-10 Conference Honorable Mention
- Pacific-10 Conference Pitcher of the Week (April 12)
- USA Baseball Golden Spikes Spotlight Player of the Week (March 1)
- Pacific-10 Conference Pitcher of the Week (March 1)
- College Baseball Foundation Pitcher of the Year Watch List

Kevin Rhoderick

- All-Pacific-10 Conference Honorable Mention
- Baseball America Preseason All-America Second Team
- Louisville Slugger Preseason All-America Third Team
- NCBWA Stopper Of The Year Watch List

Tanner Robles

- Pacific-10 Conference Pitcher of the Week (March 22)
- College Baseball Foundation Pitcher of the Year Watch List

Stefen Romero

- All-Pacific-10 Conference First Team

Adalberto Santos

- All-Pacific-10 Conference First Team
- Pacific-10 Conference Player of the Week (May 31)
- Gainesville Regional All-Tournament Team
- Baseball America Preseason All-Pac-10

Andrew Susac

- Baseball America Preseason All-Pac-10

Oregon State In The 2010 MLB Draft




Tyler Waldron

Pittsburgh Pirates
5th Round
147th overall



Greg Peavey

New York Mets
6th Round
182nd overall



Kraig Sitton

Colorado Rockies
7th Round
230th overall



Josh Osich

Los Angeles Angels
7th Round
234th overall

DID NOT SIGN



Tanner Robles

Cincinnati Reds
9th Round
277th overall




Kevin Rhoderick

Chicago Cubs
9th Round
280th overall



Stefen Romero

Seattle Mariners
12th Round
372nd overall



Adalberto Santos

Pittsburgh Pirates
22nd Round
657th overall



Greg Peavey

2011 OREGON STATE BASEBALL

2010 GAME-BY-GAME RESULTS

2010 Results

Date	Opponent	Score/Time	OSU R-H-E	Opp. R-H-E	Win/Loss/Save	Rec.	Pac-10	Pos.	GB	Att.	Time
2/19	at Hawaii	W, 10-6	10-10-5	6-7-3	Sitton (1-0)/Walters (0-1)	1-0				4,109	3:32
2/20	at Hawaii	W, 7-3	7-10-1	3-7-0	Robles (1-0)/Sisto (0-1)/Rhoderick (1)	2-0				2,828	2:58
2/21	at Hawaii	L, 4-5	4-8-1	5-9-2	Capaul (1-0)/Rhoderick (0-1)	2-1				3,128	3:01
2/22	at Hawaii	W, 5-0	5-6-1	0-5-3	Boyd (1-0)/Spangler (0-1)	3-1				2,428	3:15
2/26	Tennessee	W, 17-1	17-12-0	1-5-1	Waldron (1-0)/Morgado (1-1)	4-1				1,849	3:16
2/27	Tennessee	L, 2-9	2-4-1	9-13-0	Gruver (1-0)/Robles (1-1)	4-2				2,358	2:53
2/28	Tennessee	W, 1-0	1-3-0	0-3-0	Peavey (1-0)/McCray (1-1)	5-2				2,217	2:07
3/4	vs. UC Riverside	W, 10-3	10-11-0	3-5-0	Boyd (2-0)/Andriese (0-1)	6-2				423	2:16
3/5	vs. #12 Arizona State	L, 4-6	4-6-1	6-10-3	Kelly (3-0)/Waldron (1-1)/Swagerty (2)	6-3				2,346	3:30
3/6	vs. Utah Valley	W, 9-0	9-7-0	0-9-1	Robles (2-1)/Gray (1-2)	7-3				316	2:35
3/7	vs. Cal Poly	12 p.m.			Cancelled-Rain						
3/12	Utah	6 p.m.			Cancelled-Rain						
3/13	Utah	W, 5-4	5-7-0	4-7-1	Gorton (1-0)/Adams (0-1)	8-3				1,574	2:56
3/13	Portland	W, 6-5	6-5-0	5-8-1	Waldron (2-1)/Brynteson (2-2)/Gaviglio (1)	9-3				1,263	2:57
3/14	Portland	W, 9-2	9-9-1	2-5-2	Robles (3-1)/Burris (0-1)	10-3				1,762	2:16
3/19	Maine	W, 18-3	18-15-1	3-7-3	Peavey (2-0)/Bazdanis (1-3)	11-3				1,819	2:50
3/20	Maine	W, 7-5	7-9-0	5-9-0	Waldron (2-1)/Gibbs (1-2)/Gaviglio (2)	12-3					3:02
3/20	Maine	W, 12-2	12-15-2	2-5-2	Robles (4-1)/Perakslis (1-2)	13-3				2,179	2:39
3/21	Maine	W, 2-1	2-8-0	1-5-0	Boyd (3-0)/Jebb (0-3)/Sitton (1)	14-3				1,139	2:05
3/24	Southern Utah	W, 11-1	11-7-1	1-6-1	Gorton (2-0)/Rezac (0-1)	15-3				1,839	2:42
3/26	Long Beach State	W, 16-4	16-18-2	4-8-5	Boyd (4-0)/Gagnon (3-3)	16-3				1,453	3:47
3/27	Long Beach State	L, 1-7	1-7-0	7-13-0	Thompson (3-0)/Robles (4-2)	16-4				2,179	3:12
3/27	Long Beach State	L, 4-8	4-9-2	8-15-1	Pinder (2-3)/Waldron (3-2)	16-5				1,589	3:39
3/30	at Portland	3 p.m.			Postponed-Unplayable Field Conditions						
4/1	at USC *	W, 4-1 (10)	4-9-2	1-7-3	Rhoderick (1-1)/Smith (1-4)	17-5	1-0	T2	-1.5	363	3:23
4/2	at USC *	L, 2-8	2-8-6	8-8-3	Mount (3-1)/Robles (4-3)	17-6	1-1	T3	-1.5	380	2:56
4/3	at USC *	W, 4-3	4-7-1	3-6-1	Gaviglio (1-0)/Triggs (1-4)/Sitton (2)	18-6	2-1	T2	-1.5	621	2:43
4/6	Portland	W, 9-2	9-12-1	2-6-4	Gorton (3-0)/McCallister (0-1)	19-6				1,174	2:42
4/9	#3 UCLA *	W, 4-1	4-6-0	1-2-0	Peavey (3-0)/Beacom (1-1)	20-6	3-1	2	-0.5	2,517	3:02
4/10	#3 UCLA *	L, 1-3 (16)	1-11-2	3-14-0	Claypool (4-1)/Gorton (3-1)	20-7	3-2	T3	-1.5	2,974	6:23
4/11	#3 UCLA *	L, 2-8	2-8-0	8-10-1	Rasmussen (5-0)/Boyd (4-1)/Goeddel (1)	20-8	3-3	T4	-1.5	2,068	3:19
4/16	Stanford *	L, 6-14	6-5-2	14-19-1	Reed (1-0)/Sitton (1-1)/Appel (1)	20-9	3-4	T8	-2.5	2,428	3:03
4/17	Stanford *	L, 3-5 (10)	3-6-0	5-10-1	Pracher (5-2)/Waldron (3-3)	20-10	3-5	T8	-3.5	2,472	2:58
4/18	Stanford *	L, 7-10	7-11-0	10-14-0	Busick (4-1)/Gaviglio (1-1)	20-11	3-6	T8	-4.5	2,439	3:13
4/23	at Washington State *	L, 1-5	1-5-1	5-9-1	Arnold (4-2)/Peavey (3-1)	20-12	3-7	9	-5.5	1,012	2:02
4/24	at Washington State *	L, 4-12	4-8-2	12-12-1	Stilley (2-1)/Robles (4-4)	20-13	3-8	9	-5.5	1,596	2:53
4/25	at Washington State *	W, 3-2	3-8-2	2-7-1	Gaviglio (2-1)/Cook (0-3)/Rhoderick (2)	21-13	4-8	9	-5.5	1,397	3:10
4/27	at #17 Oregon	L, 4-9	4-10-1	9-11-2	Housey (2-0)/Gorton (3-2)	21-14				2,826	3:15
4/30	at #23 California *	L, 3-11	3-12-2	11-14-0	Johnson (6-2)/Peavey (3-2)	21-15	4-9	9	-6.5	337	2:56
5/1	at #23 California *	L, 4-14	4-9-1	14-15-0	Jones (9-3)/Waldron (3-4)	21-16	4-10	9	-7.5	832	3:10
5/2	at #23 California *	L, 3-9	3-8-2	9-9-2	Anderson (4-1)/Gaviglio (2-2)	21-17	4-11	9	-8.5	761	2:29
5/7	#15 Oregon *	W, 2-1 (10)	2-4-0	1-7-1	Rhoderick (2-1)/McGough (4-2)	22-17	5-11	9	-8.0	2,774	3:02
5/8	#15 Oregon *	W, 4-3 (11)	4-6-0	3-13-2	Boyd (5-1)/Keudell (4-5)	23-17	6-11	9	-7.5	3,059	4:03
5/9	#15 Oregon *	W, 6-5	6-14-3	5-10-2	Boyd (6-1)/Gagnier (0-2)	24-17	7-11	9	-7.0	2,823	3:05
5/10	San Diego	L, 1-4	1-7-0	4-8-0	Jensen (2-0)/Sitton (1-2)/Thompson (4)	24-18				1,339	3:11
5/14	Washington *	W, 8-6	8-15-2	6-9-2	Peavey (4-2)/Brown (1-5)/Rhoderick (3)	25-18	8-11	T8	-6.5	2,178	3:46
5/15	Washington *	W, 7-3	7-10-0	3-11-0	Robles (5-4)/Kittredge (6-5)/Waldron (1)	26-18	9-11	8	-6.5	2,414	3:26
5/16	Washington *	L, 2-3	2-7-0	3-5-0	Clem (4-3)/Gaviglio (2-3)	26-19	9-12	T8	-6.5	2,367	2:39
5/18	Seattle	W, 12-2	12-15-0	2-8-1	Jones (1-0)/Spink (0-5)	27-19				878	2:47
5/19	Seattle	2 p.m.			Cancelled-Rain						
5/21	at #3 Arizona State *	L, 4-10	4-8-2	10-14-0	Blair (10-0)/Peavey (4-3)	27-20	9-13	9	-8.0	3,003	3:07
5/22	at #3 Arizona State *	L, 5-6	5-8-1	6-8-0	Lambson (7-2)/Rhoderick (2-2)/Swagerty (12)	27-21	9-14	9	-9.0	4,123	3:03
5/23	at #3 Arizona State *	W, 9-8	9-12-3	8-13-0	Waldron (4-4)/Rodgers (10-2)/Sitton (3)	28-21	10-14	T8	-8.0	2,914	3:51
5/26	vs. #21 Oregon	W, 2-1	2-11-1	1-4-0	Boyd (7-1)/Jones (2-2)/Rhoderick (4)	29-21				8,847	3:31
5/28	Arizona *	W, 6-3	6-8-0	3-7-0	Peavey (5-3)/Heyer (6-4)/Waldron (2)	30-21	11-14	T7	-7.5	1,981	2:26
5/29	Arizona *	W, 5-0	5-8-0	0-5-2	Gaviglio (3-3)/Simon (8-5)	31-21	12-14	T6	-7.5	2,864	2:46
5/30	Arizona *	L, 1-3	1-8-0	3-7-1	Cunningham (3-2)/Waldron (4-5)/Bandilla (1)	31-22	12-15	T7	-8.0	2,823	2:52
6/4	vs. Florida Atlantic	W, 6-4	6-10-0	4-12-1	Peavey (6-3)/Gipson (8-2)/Waldron (3)	32-22				1,117	2:53
6/5	at #4 Florida	L, 2-10	2-7-1	10-14-0	Panteliodis (10-2)/Gaviglio (3-4)	32-23				2,991	2:56
6/6	vs. Florida Atlantic	L, 7-11	7-12-1	11-11-0	Adams (6-1)/Waldron (4-6)	32-24				1,340	3:20

2011 OREGON STATE BASEBALL

2010 OVERALL STATISTICS

Hitting

Player	Avg.	GP-GS	AB	R	H	2B	3B	HR	RBI	TB	SLG	BB	HBP	SO	GDP	OBA	SF	SH	SB-ATT	PO	A	E	FLD
Anderson, T.	.370	23-11	27	4	10	4	0	1	6	17	.630	5	2	8	0	.486	1	0	1-1	2	0	0	1.000
Santos, A.	.336	56-56	217	48	73	15	4	10	36	126	.581	36	5	40	6	.440	1	0	20-22	105	2	4	.964
Jones, Dylan	.329	31-22	76	14	25	7	0	0	7	32	.421	9	2	18	3	.409	1	4	0-0	119	6	2	.984
Romero, Stefen	.326	48-48	184	39	60	10	1	13	41	111	.603	21	13	33	9	.427	2	0	5-6	159	68	7	.970
Hayes, Danny	.284	43-32	116	13	33	11	0	1	20	47	.405	20	0	24	2	.387	1	1	0-2	139	3	6	.959
Berberet, P.	.281	48-34	153	18	43	11	0	2	34	60	.392	8	2	32	6	.321	2	4	1-1	268	34	2	.993
Folsom, Rob	.272	55-45	180	19	49	15	2	2	30	74	.411	16	11	31	3	.364	2	3	5-10	74	0	1	.987
Boyd, Matt	.264	29-16	72	13	19	6	0	3	19	34	.472	8	2	23	0	.341	3	0	0-0	5	13	2	.900
Susac, Andrew	.260	42-33	96	15	25	4	0	2	13	35	.365	15	6	23	6	.390	1	2	0-1	208	28	4	.983
Bell, Carter	.254	56-55	185	32	47	12	1	2	15	67	.362	19	7	53	1	.346	0	5	2-4	60	177	12	.952
Smith, Tyler	.247	51-43	146	24	36	10	0	2	20	52	.356	15	4	35	3	.331	1	0	2-5	55	129	3	.984
Norris, Jared	.235	49-29	115	19	27	2	0	3	12	38	.330	21	1	26	3	.355	1	1	4-4	167	9	3	.983
Gorton, Ryan	.231	11-3	13	0	3	1	0	0	6	4	.308	2	0	4	0	.333	0	0	0-0	2	5	0	1.000
Warren, Brent	.227	22-5	22	4	5	0	0	0	1	5	.227	0	1	7	0	.261	0	0	0-0	4	0	1	.800
Miller, Michael	.188	47-18	96	20	18	3	0	1	9	24	.250	15	5	29	2	.328	0	3	2-4	9	1	0	1.000
Hayes, Brandon	.179	18-4	28	7	5	1	0	0	1	6	.214	5	3	8	1	.361	0	0	0-1	3	0	0	1.000
Tommasini, J.	.167	10-2	6	4	1	0	0	0	0	1	.167	0	1	2	0	.286	0	0	0-0	3	7	0	1.000
Jennette, Keith	.162	51-34	99	14	16	3	0	0	12	19	.192	11	3	25	0	.265	0	15	2-3	52	133	3	.984
Quiring, Andy	.143	26-8	28	4	4	0	0	2	4	10	.357	5	5	10	1	.359	1	3	0-0	12	1	0	1.000
Gibbs, Blake	.100	8-4	10	1	1	0	0	0	1	1	.100	2	1	8	0	.308	0	0	0-0	3	0	0	1.000
Barnes, Ryan	.000	6-0	4	1	0	0	0	0	0	0	.000	0	0	3	1	.000	0	0	0-0	0	0	0	.000
Rhoderick, K.	.000	2-0	0	0	0	0	0	0	0	0	.000	0	0	0	0	.000	0	0	0-0	0	4	0	1.000
Robles, Tanner	.000	2-2	0	0	0	0	0	0	0	0	.000	0	0	0	0	.000	0	0	0-0	4	9	2	.867
Waldron, Tyler	.000	1-0	0	0	0	0	0	0	0	0	.000	0	0	0	0	.000	0	0	0-0	4	13	2	.895
Totals	.267	56-56	1873	313	500	115	8	44	287	763	.407	233	74	442	47	.367	17	41	44-64	1514	678	60	.973
Opponents	.260	56-56	1919	275	498	95	19	39	252	748	.390	183	55	408	48	.339	12	35	34-57	1484	581	61	.971

LOB - Team (440), Opp (414). DPs turned - Team (59), Opp (62). CI - Team (2), Susac, A. 2, IBB - Team (12), Romero, S. 7, Santos, A. 2, Folsom, R. 1, Norris, J. 1, Berberet, P. 1, Opp (8). Picked off - Santos, A. 2, Romero, S. 2, Berberet, P. 1, Folsom, R. 1, Susac, A. 1.

Pitching

Player	ERA	W-L	APP	GS	CG	SHO/CBO	SV	IP	H	R	ER	BB	SO	2B	3B	HR	AB	Avg.	WP	HBP	BK	SFA
Boyd, Matt	1.90	7-1	20	2	0	0/1	0	42.2	31	11	9	14	28	9	1	4	155	.200	0	7	0	0
Jones, Dylan	2.37	1-0	16	0	0	0/0	0	19.0	12	5	5	10	10	1	0	1	66	.182	1	2	0	0
Stiltner, Nick	2.70	0-0	3	0	0	0/1	0	3.1	1	1	1	2	1	0	0	0	10	.100	1	0	0	0
Rhoderick, K.	3.13	2-2	23	0	0	0/0	4	31.2	28	12	11	15	35	6	2	2	117	.239	3	7	0	0
Robles, Tanner	3.43	5-4	14	14	0	0/1	0	76.0	73	39	29	28	75	13	3	6	293	.249	6	8	0	4
Peavey, Greg	3.64	6-3	15	15	2	1/0	0	99.0	97	49	40	29	72	24	5	3	373	.260	3	8	0	3
Sitton, Kraig	3.89	1-2	26	1	0	0/1	3	37.0	33	16	16	13	30	5	0	2	138	.239	4	3	0	0
Bryant, Tony	4.64	0-0	14	1	0	0/0	0	21.1	19	12	11	5	19	4	1	3	76	.250	1	3	0	1
Gorton, Ryan	5.30	3-2	17	5	0	0/0	0	37.1	51	25	22	17	26	9	2	4	149	.342	3	1	2	1
Gaviglio, Sam	5.60	3-4	15	10	0	0/1	2	62.2	68	43	39	23	45	7	4	4	245	.278	5	8	0	1
Waldron, Tyler	5.90	4-6	23	7	0	0/1	3	61.0	66	49	40	15	56	13	1	9	240	.275	4	7	1	1
Nygren, James	7.53	0-0	14	1	0	0/1	0	14.1	19	13	12	12	11	4	0	1	57	.333	4	1	0	1
Totals	4.19	32-24	56	56	2	4/3	12	505.1	498	275	235	183	408	95	19	39	1919	.260	35	55	3	12
Opponents	4.79	24-32	56	56	2	0/0	6	494.2	500	313	263	233	442	115	8	44	1873	.267	55	74	8	17

PB - Team (11), Susac, A. 9, Berberet, P. 2, Opp (10). Pickoffs - Team (7), Susac, A. 2, Sitton, K. 1, Peavey, G. 1, Robles, T. 1, Berberet, P. 1, Boyd, M. 1, Opp (7). SBA/ATT - Susac, A. (18-30), Berberet, P. (16-26), Peavey, G. (8-12), Gaviglio, S. (5-8), Rhoderick, K. (4-8), Waldron, T. (4-6), Gorton, R. (3-6), Robles, T. (1-6), Boyd, M. (4-4), Bryant, T. (1-2), Nygren, J. (2-2), Jones, D. (1-1), Stiltner, N. (0-1), Sitton, K. (1-1).

Oregon State In One-Run Games

Overall: 11-3

Home: 7-1

Road: 3-2

Neutral: 1-0

Date	Opponent	Score	INN	WP	LP	Game-Winner (Inning)
2/21	@ Hawaii	L, 4-5	9	Capaul	Rhoderick	Collin Bennett 1-run single to right center (9)
2/28	Tennessee	W, 1-0	9	Peavey	McCray	Parker Berberet 1-run single to center (7)
3/13	Utah	W, 5-4	9	Gorton	Adams	Matt Boyd PH 3-run double down right field line (9)
3/13	Portland	W, 6-5	9	Waldron	Brynteson	Adalberto Santos bases-loaded walk (6)
3/21	Maine	W, 2-1	9	Boyd	Jebb	Adalberto Santos solo home run to left center (3)
4/3	@ USC	W, 4-3	9	Gaviglio	Triggs	Stefen Romero bases-loaded hit by pitch (9)
4/25	@ Washington State	W, 3-2	9	Gaviglio	Cook	Keith Jennette 1-run single up the middle (9)
5/7	Oregon	W, 2-1	10	Rhoderick	McGough	UO KC Serna throwing error on attempted DP (10)
5/8	Oregon	W, 4-3	11	Boyd	Keudell	Ryan Barnes scores on Alex Keudell WP (11)
5/9	Oregon	W, 6-5	9	Boyd	Gagnier	Rob Folsom walkoff double to center (9)
5/16	Washington	L, 2-3	9	Clem	Gaviglio	Kraig Sitton walks Eric Peterson with bases loaded (8)
5/22	@ Arizona State	L, 5-6	9	Lambson	Rhoderick	Raoul Torriez 1-run single scores Deven Marrero (8)
5/23	@ Arizona State	W, 9-8	9	Waldron	Rodgers	Andrew Susac singles home two (7)
5/26	vs. Oregon	W, 2-1	9	Boyd	Jones	Stefen Romero run-scoring single up the middle (5)

2011 OREGON STATE BASEBALL

2010 PAC-10 STATISTICS

Hitting

Player	Avg.	GP-GS	AB	R	H	2B	3B	HR	RBI	TB	SLG	BB	HBP	SO	GDP	OBA	SF	SH	SB-ATT	PO	A	E	FLD
Warren, Brent	.444	7-1	9	1	4	0	0	0	0	4	.444	0	0	2	0	.444	0	0	0-0	0	0	1	.000
Santos, A.	.338	18-18	74	11	25	6	0	3	10	40	.541	10	1	16	3	.424	0	0	5-5	35	1	2	.947
Romero, Stefan	.299	16-16	67	10	20	4	0	3	11	33	.493	4	3	17	3	.365	0	0	2-2	42	26	4	.944
Smith, Tyler	.289	16-11	38	5	11	3	0	0	5	14	.368	2	1	15	2	.341	0	0	0-1	13	35	1	.980
Bell, Carter	.283	18-18	60	10	17	5	0	0	4	22	.367	4	3	14	0	.358	0	1	0-1	18	56	7	.914
Jones, Dylan	.280	10-8	25	2	7	3	0	0	2	10	.400	3	2	7	1	.400	0	0	0-0	50	5	2	.965
Hayes, Brandon	.273	5-3	11	2	3	0	0	0	0	3	.273	2	1	3	0	.429	0	0	0-1	0	0	0	.000
Boyd, Matt	.263	10-3	19	3	5	1	0	1	4	9	.474	0	0	4	0	.250	1	0	0-0	2	3	2	.714
Susac, Andrew	.250	12-10	24	4	6	3	0	1	6	12	.500	4	3	4	4	.406	1	1	0-1	50	8	2	.967
Folsom, Rob	.241	17-16	58	4	14	4	0	0	6	18	.310	8	2	13	0	.348	1	0	1-3	30	0	1	.968
Miller, Michael	.233	14-7	30	6	7	0	0	1	3	10	.333	4	0	11	0	.324	0	2	0-0	11	0	0	1.000
Berberet, P.	.226	16-11	53	4	12	2	0	0	6	14	.264	2	0	14	3	.255	0	2	0-0	88	17	2	.981
Anderson, T.	.222	6-3	9	1	2	1	0	0	2	3	.333	1	1	4	0	.333	1	0	1-1	0	0	0	.000
Norris, Jared	.212	16-9	33	7	7	0	0	1	5	10	.303	8	1	4	2	.372	1	1	0-0	66	6	2	.973
Hayes, Danny	.194	12-9	36	1	7	1	0	0	3	8	.222	5	0	10	0	.293	0	0	0-0	16	0	4	.800
Quiring, Andy	.158	11-5	19	3	3	0	0	2	4	9	.474	3	1	7	0	.292	1	1	0-0	7	1	0	1.000
Jennette, Keith	.097	16-12	31	4	3	1	0	0	2	4	.129	1	1	8	0	.152	0	7	0-1	23	35	2	.967
Barnes, Ryan	.000	3-0	3	0	0	0	0	0	0	0	.000	0	0	2	1	.000	0	0	0-0	0	0	0	.000
Tommasini, J.	.000	2-1	2	0	0	0	0	0	0	0	.000	0	0	1	0	.000	0	0	0-0	1	0	0	1.000
Gibbs, Blake	.000	1-0	1	0	0	0	0	0	0	0	.000	1	0	1	0	.500	0	0	0-0	0	0	0	.000
Rhoderick, K.	.000	1-0	0	0	0	0	0	0	0	0	.000	0	0	0	0	.000	0	0	0-0	0	0	0	.000
Gorton, Ryan	.000	2-0	0	0	0	0	0	0	0	0	.000	1	0	0	0	1.000	0	0	0-0	0	1	0	1.000
Robles, Tanner	.000	1-1	0	0	0	0	0	0	0	0	.000	0	0	0	0	.000	0	0	0-0	2	3	1	.833
Totals	.254	18-18	602	78	153	34	0	12	73	223	.370	63	20	157	19	.342	6	15	9-16	461	213	38	.947
Opponents	.287	18-18	600	122	172	29	11	19	105	280	.467	62	26	116	16	.375	6	15	16-26	488	194	22	.969

LOB - Team (139), Opp (128). DPs turned - Team (20), Opp (22). CI - Team (2), Susac, A. 2. IBB - Team (1), Santos, A. 1, Opp (2). Picked off - Folsom, R. 1, Romero, S. 1, Santos, A. 1.

Pitching

Player	ERA	W-L	APP	GS	CG	SHO/CBO	SV	IP	H	R	ER	BB	SO	2B	3B	HR	AB	Avg.	WP	HBP	BK	SFA
Sitton, Kraig	0.00	1-0	8	0	0	0/0	2	11.1	8	0	0	3	11	2	0	0	40	.200	0	1	0	0
Boyd, Matt	1.50	1-0	7	0	0	0/1	0	12.0	8	4	2	7	5	2	1	0	43	.186	0	2	0	0
Nygren, James	1.50	0-0	3	1	0	0/1	0	6.0	4	2	1	5	2	0	0	0	17	.235	0	1	0	1
Jones, Dylan	1.86	0-0	6	0	0	0/0	0	9.2	7	2	2	2	6	1	0	1	35	.200	0	2	0	0
Bryant, Tony	3.38	0-0	5	0	0	0/0	0	8.0	5	3	3	2	8	0	1	1	28	.179	1	1	0	0
Rhoderick, K.	4.00	1-2	7	0	0	0/0	2	9.0	10	5	4	4	8	2	0	1	34	.294	1	4	0	0
Peavey, Greg	5.28	0-3	5	5	0	0/0	0	30.2	40	26	18	10	22	10	2	123	.325	3	4	0	1	
Waldron, Tyler	7.24	1-1	5	1	0	0/0	0	13.2	21	20	11	5	16	3	1	4	63	.333	1	2	1	0
Robles, Tanner	7.29	1-2	5	5	0	0/0	0	21.0	26	25	17	10	20	4	0	5	85	.306	3	4	0	3
Gaviglio, Sam	7.77	2-2	6	5	0	0/0	0	24.1	28	23	21	11	13	2	4	3	98	.286	5	4	0	0
Gorton, Ryan	11.25	0-1	5	1	0	0/0	0	8.0	15	12	10	3	5	3	2	2	34	.441	2	1	0	1
Totals	5.21	7-11	18	18	0	1/1	4	153.2	172	122	89	62	116	29	11	19	600	.287	16	26	1	6
Opponents	3.76	11-7	18	18	1	0/0	1	162.2	153	78	68	63	157	34	0	12	602	.254	13	20	1	6

PB - Team (5), Susac, A. 5, Opp (2). Pickoffs - Team (5), Sitton, K. 1, Boyd, M. 1, Peavey, G. 1, Robles, T. 1, Susac, A. 1, Opp (3). SBA/ATT - Berberet, P. (8-14), Susac, A. (8-11), Peavey, G. (6-9), Gaviglio, S. (3-4), Waldron, T. (2-4), Boyd, M. (3-3), Rhoderick, K (1-2), Robles, T. (0-2), Nygren, J. (1-1), Gorton, R. (0-1).

2010 Quality Starts By Pitcher

#31 Matt Boyd (2-0)

Date	Opponent	W-L-S	IP	H	R	ER	BB	SO	NP
3/4	UC Riverside * ^	W	6.2	4	3	3	0	7	78
3/21	Maine * ^	W	6.1	4	1	1	0	4	80

#32 Sam Gaviglio (2-1)

Date	Opponent	W-L-S	IP	H	R	ER	BB	SO	NP
4/25	Washington State * ^	W	6.2	5	1	1	1	3	101
5/9	Oregon * ^	ND	8.2	10	5	3	2	3	122
5/16	Washington * ^	L	7.2	5	3	3	1	3	109
5/29	Arizona * ^	W	7.2	5	0	0	2	13	120

#16 Ryan Gorton (1-0)

Date	Opponent	W-L-S	IP	H	R	ER	BB	SO	NP
4/6	Portland * ^	W	7.0	5	1	0	3	4	95

#24 Greg Peavey (5-1)

Date	Opponent	W-L-S	IP	H	R	ER	BB	SO	NP
2/28	Tennessee * ^	W	9.0	3	0	0	1	9	108
3/19	Maine * ^	W	6.0	6	2	2	0	4	88
4/1	USC * ^	ND	7.0	3	1	1	3	10	113
4/9	UCLA * ^	W	9.0	2	1	1	3	6	121

Date	Opponent	W-L-S	IP	H	R	ER	BB	SO	NP
4/23	Washington State * ^	L	7.0	9	5	3	0	3	92
5/7	Oregon * ^	ND	7.1	5	1	1	1	4	95
5/28	Arizona * ^	W	7.2	7	3	3	2	3	113
6/4	Florida Atlantic * ^	W	6.1	9	2	2	0	7	117

#23 Tanner Robles (3-0)

Date	Opponent	W-L-S	IP	H	R	ER	BB	SO	NP
3/6	Utah Valley * ^	W	7.2	9	0	0	0	9	102
3/14	Portland * ^	W	6.2	4	2	2	2	7	90
3/20	Maine * ^	W	8.0	2	1	0	1	12	116
4/10	UCLA * ^	ND	6.1	5	1	1	3	8	106
4/17	Stanford * ^	ND	7.1	8	3	3	1	4	116

#25 Tyler Waldron (1-0)

Date	Opponent	W-L-S	IP	H	R	ER	BB	SO	NP
2/26	Tennessee * ^	W	7.2	5	1	1	2	2	100

2011 OREGON STATE BASEBALL

2010 SUPERLATIVES

Team Superlatives

Offense

Most At Bats	55, vs. UCLA (4/10)
Most Runs Scored	18, vs. Maine (3/19)
Most Hits	18, vs. Long Beach State (3/26)
Most RBI	16, vs. Maine (3/19)
Most Doubles	5-2x, last vs. UCLA (4/10)
Most Triples	3, vs. Portland (4/6)
Most Home Runs	3, vs. Arizona State (5/22)
Most Walks	11-2x, last vs. Southern Utah (3/24)
Most Strikeouts	18, vs. UCLA (4/10)
Most Stolen Bases	5, vs. Maine (3/20)
Most Hit By Pitch	5, vs. Tennessee (2/26)
Most Runners LOB	17, vs. UCLA (4/10)

Fielding

Most Putouts	48, vs. UCLA (4/10)
Most Assists	18, at Hawaii (2/22)
Most Errors	6, vs. USC (4/2)
Most DPs Turned	4, vs. Washington State (4/24)

Pitching

Most Innings Pitched	16.0, vs. UCLA (4/10)
Most Runs Allowed	14, vs. Stanford (4/16)
Most Earned Runs Allowed	13, vs. Stanford (4/16)
Most Walks Allowed	9, vs. UCLA (4/10)
Most Strikeouts	16, vs. Arizona (5/29)
Most Hits Allowed	19, vs. Stanford (4/16)

Miscellaneous

Longest Winning Streak	10 games (3/6-3/26)
Longest Losing Streak	7 games (4/10-4/24)
Longest Game, Innings	16, vs. UCLA (4/10)
Longest Game, Time (9 Innings)	3:51, vs. Arizona State (5/23)
Longest Game, Time (Extra Innings)	6:23, vs. UCLA (4/10)
Fastest Game, Time	2:02, vs. Washington State (4/23)
Largest Home Attendance	3,059, vs. Oregon (5/8)
Largest Road Attendance	4,123, at Arizona State (5/22)
Largest Neutral Attendance	2,346, vs. Arizona State (3/5)

Individual Superlatives

Offense

Most At Bats	7-2x, last by Santos, Miller vs. UCLA (4/10)
Most Runs Scored	3-8x, last by Santos vs. Arizona (5/28)
Most Hits	4-2x, last by Santos vs. Washington (5/14)
Most RBI	4-4x, last by Santos vs. Arizona (5/28)
Most Doubles	2-10x, last by Berberet vs. Seattle (5/18)
Most Triples	2, Santos vs. Portland (4/6)
Most Home Runs	2, Santos vs. Arizona (5/28)
Most Walks	4, Folsom vs. Washington State (4/25)
Most Strikeouts	4, Miller vs. UCLA (4/10)
Most Stolen Bases	2-6x, last by Santos vs. Arizona (5/28)

Fielding

Most Putouts	16-3x, last by Jones vs. Arizona State (5/22)
Most Assists	8, Jennette vs. Arizona (5/28)
Most Errors	4, D. Hayes vs. USC (4/2)

Pitching

Most Innings Pitched	9.0-2x, last by Peavey vs. UCLA (4/9)
Most Runs Allowed	11, Robles vs. Washington State (4/24)
Most Earned Runs Allowed	9, Robles vs. Washington State (4/24)
	9, Gaviglio vs. Stanford (4/18)
Most Walks Allowed	5-3x, last by Gaviglio vs. Arizona State (5/22)
Most Strikeouts	13, by Gaviglio vs. Arizona (5/29)
Most Hits Allowed	13, Peavey vs. Arizona State (5/21)

Opponent Team Superlatives

Offense

Most At Bats	60, vs. UCLA (4/10)
Most Runs Scored	14-2x, last vs. California (5/1)
Most Hits	19, vs. Stanford (4/16)
Most RBI	14-2x, last vs. California (5/1)
Most Doubles	5-2x, last vs. Washington (5/15)
Most Triples	2-5x
Most Home Runs	4, vs. Arizona State (5/23)
Most Walks	9, vs. UCLA (4/10)
Most Strikeouts	16, vs. Arizona (5/29)
Most Stolen Bases	3-4x
Most Hit By Pitch	5, vs. Washington State (4/24)
Most Runners LOB	22, vs. UCLA (4/10)

Fielding

Most Putouts	48, vs. UCLA (4/10)
Most Assists	19, vs. Washington (5/16)
Most Errors	5, vs. Long Beach State (3/26)
Most DPs Turned	4, vs. California (5/2)

Pitching

Most Innings Pitched	16.0, vs. UCLA (4/10)
Most Runs Allowed	18, vs. Maine (3/19)
Most Earned Runs Allowed	14, vs. Tennessee (2/26)
Most Walks Allowed	11-2x, last vs. Southern Utah (3/24)
Most Strikeouts	18, vs. UCLA (4/10)
Most Hits Allowed	18, vs. Long Beach State (3/26)

Opponent Individual Superlatives

Offense

Most At Bats	9, Niko Gallego, UCLA (4/10)
Most Runs Scored	3-10x
Most Hits	4, Steve Rodriguez, UCLA (4/10)
Most RBI	7, Eddie Cassidy, Florida Atlantic (6/6)
Most Doubles	2-9x
Most Triples	2, Marcus Piazzisi, Oregon (4/27)
Most Home Runs	3, Eddie Cassidy, Florida Atlantic (6/6)
Most Walks	4, Tyler Rahmatulla, UCLA (4/10)
Most Strikeouts	4, Greg Garcia, Hawaii (2/21)
Most Stolen Bases	2, Tony Renda, California (4/30)

Fielding

Most Putouts	20, Steve Rodriguez, UCLA (4/10)
Most Assists	7, Marcus Semien, California (5/2)
Most Errors	3-2x, last by Kirk Singer, Long Beach State (3/26)

Pitching


Most Innings Pitched	9.0, Chad Arnold, Washington State (4/23)
Most Runs Allowed	11, A.J. Bazdanes, Maine (3/19)
Most Earned Runs Allowed	9-2x, last by Steve Perakslis, Maine (3/20)
Most Walks Issued	7, Gerrit Cole, UCLA (4/9)
Most Strikeouts	11, Chad Arnold, Washington State (4/23)
Most Hits Allowed	9-2, Steve Perakslis, Maine (3/20)

2011 OREGON STATE BASEBALL

2010 BATTING BREAKDOWN/HOME RUN LISTING

2010 Batting Breakdown

Cat.	Avg.	AB	R	H	2B	3B	HR	RBI	BB
Home	.272	1066	197	290	70	6	29	181	147
Road	.254	602	78	153	34	0	12	73	63
Neutral	.278	205	38	57	11	2	3	33	23
vs. Left	.264	443	--	117	37	2	11	76	70
vs. Right	.268	1430	--	383	78	6	33	211	163
Day	.262	1064	156	279	59	2	25	146	120
Night	.273	809	157	221	56	6	19	141	113
Pac-10	.251	913	110	229	51	1	22	103	104
Non-Conf.	.282	960	203	271	64	7	22	184	129
February	.240	221	46	53	12	0	3	40	36
March	.289	463	114	134	31	3	13	104	65
April	.241	522	57	126	33	3	7	55	65
May	.281	562	81	158	32	2	19	74	57
June	.276	105	15	29	7	0	2	14	10



Adalberto Santos



Rob Folsom

2010 Stolen Base Breakdown

Player	Total SB-A	Home SB-A	Road SB-A	Neutral SB-A	2nd SB-A	3rd SB-A
Travis Anderson	1-1	0-0	1-1	0-0	1-1	0-0
Carter Bell	2-4	2-3	0-1	0-0	2-3	0-1
Parker Berberet	1-1	1-1	0-0	0-0	1-1	0-0
Rob Folsom	5-10	3-5	1-2	1-3	4-9	1-1
Brandon Hayes	0-1	0-0	0-1	0-0	0-1	0-0
Danny Hayes	0-2	0-2	0-0	0-0	0-2	0-0
Keith Jennette	2-3	1-1	0-1	1-1	2-3	0-0
Michael Miller	2-4	2-3	0-0	0-1	2-3	0-1
Jared Norris	4-4	3-3	0-0	1-1	4-4	0-0
Stefen Romero	5-6	2-3	2-2	1-1	5-6	0-0
Adalberto Santos	20-22	12-14	5-5	3-3	15-16	5-6
Tyler Smith*	2-5	2-4	0-1	0-0	2-4	0-0
Andrew Susac	0-1	0-0	0-1	0-0	0-1	0-0
Totals	44-64	28-39	9-15	7-10	38-54	6-9
	.687	.718	.600	.700	.703	.667

2010 Home Run Breakdown

No.	Player	Date	Opponent/Pitcher	On	Inn.	Out	Ct.
1	Romero (1)	2/19	Hawaii/Gallagher (R)	1	9	0	0-0
2	Romero (2)	2/21	Hawaii/Capaul (R)	0	8	1	1-2
3	Romero (3)	2/27	Tennessee/Crnkovich (R)	1	9	0	1-0
4	Boyd (1)	3/4	UC Riverside/Andriese (R)	1	3	1	1-0
5	Berberet (1)	3/4	UC Riverside/Dickey (R)	1	7	2	0-1
6	Berberet (2)	3/13	Utah/Card (L)	0	7	1	3-2
7	Santos (1)	3/13	Portland/Kraus (R)	1	5	1	1-1
8	Romero (4)	3/19	Maine/Bazdanes (R)	1	1	2	1-1
9	Boyd (2)	3/19	Maine/Orvis (R)	0	7	2	2-1
10	Romero (5)	3/20	Maine/Gibbs (R)	1	5	2	2-2
11	Bell (1)	3/20	Maine/Keiffer (L)	0	7	0	0-0
12	Folsom (1)	3/20	Maine/Keiffer (L)	0	7	0	2-2
13	Smith (1)	3/21	Maine/Jebb (R)	0	3	0	1-0
14	Santos (2)	3/21	Maine/Jebb (R)	0	3	1	1-0
15	Santos (3)	3/24	Southern Utah/Rezac (R)	0	1	1	0-0
16	Romero (6)	3/26	Long Beach State/Trout (R)	1	7	1	0-0
17	Miller (1)	4/3	USC/Triggs (R) *	1	1	0	1-0
18	Romero (7)	4/11	UCLA/Rasmussen (L)	0	6	0	2-0
19	Romero (8)	4/17	Stanford/Pries (R)	2	3	1	2-1
20	Santos (4)	4/18	Stanford/McArdle (R)	0	7	2	1-2
21	D. Hayes (1)	4/18	Stanford/Appel (R)	1	9	2	3-2
22	Romero (9)	4/24	Washington State/Lambert (R)	0	7	0	2-1
23	Susac (1)	4/27	Oregon/Boer (R)	0	7	1	0-0
24	Santos (5)	5/2	California/Anderson (R)	0	5	2	0-0
25	Romero (10)	5/7	Oregon/Anderson (L)	0	7	0	2-0
26	Romero (11)	5/8	Oregon/LaTempa (R)	1	1	1	2-0
27	Norris (1)	5/9	Oregon/McGough (R)	0	8	0	1-0
28	Bell (2)	5/9	Oregon/McGough (R)	0	8	2	2-2
29	Romero (12)	5/10	San Diego/Jensen (R)	0	4	1	2-2
30	Romero (13)	5/14	Washington/Brown (L)	1	3	1	0-0
31	Norris (2)	5/14	Washington/Snow (R)	0	5	1	0-2
32	Folsom (2)	5/15	Washington/Kittredge (R)	1	3	2	0-0
33	Santos (6)	5/18	Seattle/Spink (L) ^	0	1	0	0-0
34	Anderson (1)	5/18	Seattle/Spink (L)	1	1	1	0-2
35	Boyd (3)	5/21	Arizona State/Blair (R)	2	7	0	1-1
36	Norris (3)	5/22	Arizona State/Kelly (R)	0	1	1	2-2
37	Santos (7)	5/22	Arizona State/Lambson (L)	1	8	0	1-0
38	Quiring (1)	5/22	Arizona State/Lambson (L)	0	8	2	1-0
39	Santos (8)	5/23	Arizona State/Borup (R)	1	1	1	1-2
40	Santos (9)	5/28	Arizona/Heyer (R)	1	3	1	1-2
41	Santos (10)	5/28	Arizona/Heyer (R)	1	5	1	1-1
42	Susac (2)	5/29	Arizona/Smon (R)	0	4	2	1-0
43	Smith (2)	6/4	Florida Atlantic/Gipson (R)	1	2	1	2-1
44	Quiring (2)	6/5	Florida/Panteliadis (L)	0	5	1	0-0

Total: 44 **Home: 29** **Road: 12** **Neutral: 3**
Solo: 23 **2-Run: 19** **3-Run: 2**
vs. Left: 10 **vs. Right: 34**
Pac-10: 22 **Non-Conference: 22**
Ahead: 15 **Behind: 7** **Even: 9** **First P.: 10**

* Indicates Inside-The-Park; ^ Indicates Leadoff Home Run

Inning-By-Inning

	1	2	3	4	5	6	7	8	9	EX	Total
Oregon State	34	22	50	41	40	30	46	28	17	5	313
Opponents	36	16	38	43	17	32	43	24	22	4	275

2011 OREGON STATE BASEBALL

2010 BATTING BREAKDOWN

Record By Player Starts

C	Susac (17-16); Berberet (15-8)
1B	D. Hayes (8-9); Romero (9-5); Jones (8-3); Norris (6-2); Berberet (1-5)
2B	Smith (27-16); Jennette (3-8); Tommasini (2-0);
3B	Romero (18-15); Bell (14-8)
SS	Bell (17-16); Jennette (15-8)
LF	Folsom (19-15); Miller (8-1); Santos (5-4); Gibbs (0-1); B. Hayes (0-1); Jones (0-1); Quiring (0-1);
CF	Santos (27-20); Folsom (5-4)
RF	Norris (15-7); Miller (5-4); Quiring (3-4); Jones (3-3); Warren (2-2); Gibbs (3-0); Gorton (1-1); Folsom (0-2); Berberet (0-1)
DH	D. Hayes (9-6); Boyd (7-7); Anderson (4-6); Berberet (3-1); B. Hayes (2-1); Berberet (3-1); Robles (3-0); Jones (1-2)

Record By Batting Order Starts

1	Santos (11-16); Miller (8-2); Smith (3-4); Folsom (4-0); Norris (4-0); Quiring (1-1); Bell (0-1); Warren (1-0)
2	Santos (13-3); Jones (6-6); Miller (4-1); Norris (3-2); Quiring (1-4); Bell (3-0); Folsom (1-2); Warren (0-2); Gorton (1-1); Smith (0-2); D. Hayes (0-1);
3	Romero (15-14); Santos (8-5); Boyd (6-1); D. Hayes (1-4); Berberet (1-0); B. Hayes (1-0)
4	Romero (10-7); D. Hayes (9-7); Anderson (2-5); Berberet (3-2); Boyd (3-2); Folsom (2-1); B. Hayes (1-1); Norris (1-0); Jones (1-0)
5	Folsom (8-9); Berberet (6-6); D. Hayes (6-1); Bell (3-1); Susac (2-2); Jones (2-1); Romero (2-0); Boyd (0-2); Anderson (1-1); B. Hayes (0-1); Norris (1-0)
6	Berberet (7-5); Bell (6-5); Norris (7-2); Folsom (6-3); Susac (2-1); Jones (1-2); Boyd (0-2); Anderson (2-0); D. Hayes (1-1); Jones (0-2); Gibbs (0-1); B. Hayes (0-1); Jones (0-2); Susac (1-1); Warren (0-1)
7	Susac (5-6); Bell (5-5); Folsom (3-5); Norris (2-4); Smith (5-1); Berberet (2-3); Gibbs (3-0); Jones (2-0); B. Hayes (1-0); Warren (1-0); Gorton (1-0)
8	Smith (10-7); Bell (9-8); Susac (9-6); Miller (1-1); Norris (2-0); Folsom (0-1); Jones (0-1); Jennette (1-0)
9	Jennette (17-16); Smith (7-2); Bell (5-4); Tommasini (2-0); Miller (0-1); Quiring (1-0)

Batter Breakdown

Player	Multiple-Hit Games					Multiple-RBI Games					Home Runs					Last
	2	3	4	5+	Tot.	2	3	4	5+	Tot.	Solo	2-Run	3-Run	GS	Tot.	
T. Anderson	-	-	-	-	-	1	-	-	-	1	-	1	-	-	1	5/18 vs. SU
C. Bell	5	5	-	-	10	2	-	-	-	2	2	-	-	-	2	5/9 vs. UO
P. Berberet	13	1	-	-	14	4	3	2	-	9	1	1	-	-	2	3/13 vs. UTAH
M. Boyd	4	-	-	-	4	4	2	-	-	6	1	1	1	-	3	5/21 vs. ASU
R. Folsom	8	2	1	-	11	9	2	-	-	11	1	1	-	-	2	5/15 vs. UW
R. Gorton	-	-	-	-	-	2	-	-	-	2	-	-	-	-	-	
B. Hayes	1	-	-	-	1	-	-	-	-	-	-	-	-	-	-	
D. Hayes	6	2	-	-	8	3	3	-	-	6	-	1	-	-	1	4/18 vs. STAN
K. Jennette	1	1	-	-	2	2	1	-	-	3	-	-	-	-	-	
D. Jones	4	1	-	-	5	-	-	-	-	-	-	-	-	-	-	
J. Norris	4	-	-	-	4	2	1	-	-	3	3	-	-	-	3	5/22 vs. ASU
M. Miller	3	-	-	-	3	1	-	-	-	1	-	1	-	-	1	4/3 vs. USC
A. Quiring	-	-	-	-	-	-	-	-	-	-	2	-	-	-	2	6/5 vs. UF
S. Romero	11	4	-	-	15	5	4	1	-	10	5	7	1	-	13	5/14 vs. UW
A. Santos	12	6	1	-	19	6	2	1	-	9	5	5	-	-	10	5/28 vs. ARIZ
T. Smith	6	2	-	-	8	4	2	-	-	6	1	1	-	-	2	6/4 vs. FAU
A. Susac	5	1	-	-	6	1	1	-	-	2	2	-	-	-	2	5/29 vs. ARIZ
B. Warren	1	-	-	-	1	-	-	-	-	-	-	-	-	-	-	
Totals	84	24	2	-	110	46	21	4	-	71	23	19	2	-	44	

Oregon State In The Polls

Week	BA	CB	USA	NCBWA	Rivals
Pre	25	10	18	14	17
2/22	25	10	14	20	17
3/1	22	10	14	18	17
3/8	21	12	18	18	17
3/15	18	13	18	18	17
3/22	17	9	15	13	14
3/29	21	10	18	16	18
4/5	17	10	15	15	16

Week	BA	CB	USA	NCBWA	Rivals
4/12	18	14	17	16	18
4/19	NR	25	22	22	NR
4/26	NR	NR	RV	30	NR
5/3	NR	NR	NR	NR	NR
5/10	NR	RV	RV	NR	NR
5/17	NR	NR	NR	NR	NR
5/24	NR	NR	NR	NR	NR
5/31	NR	NR	NR	NR	NR
6/8	NR	NR	NR	NR	NR

2011 OREGON STATE BASEBALL

2010 PITCHER'S APPEARANCES

#31 Matt Boyd

Date	Opponent	W-L-S	IP	H	R	ER	BB	SO	NP
2/20	Hawaii	ND	2.1	1	0	0	0	0	27
2/22	Hawaii	W	5.0	2	0	0	1	2	60
3/4	UC Riverside * ^	W	6.2	4	3	3	0	7	78
3/21	Maine * ^	W	6.1	4	1	1	0	4	80
3/26	Long Beach State	W	0.1	0	0	0	0	1	4
3/27	Long Beach State	ND	3.0	5	1	1	0	3	39
4/3	USC	ND	3.0	2	1	1	2	2	46
4/10	UCLA	ND	0.0	0	0	0	0	0	2
4/11	UCLA	L	2.0	2	1	1	0	3	28
4/18	Stanford	ND	3.0	2	0	0	1	0	55
4/25	Washington State	ND	0.0	0	0	0	1	0	5
4/27	Oregon	ND	0.0	1	2	0	1	0	11
5/1	California	ND	0.0	1	0	0	1	0	5
5/8	Oregon	W	2.0	1	0	0	1	0	27
5/9	Oregon	W	0.1	0	0	0	0	0	2
5/10	San Diego	ND	0.2	0	0	0	0	1	8
5/14	Washington	ND	0.1	0	0	0	1	1	10
5/15	Washington	ND	2.0	2	0	0	2	1	49
5/22	Arizona State	ND	1.2	1	1	1	1	1	20
5/26	Oregon	W	4.0	3	1	1	2	1	47

#36 Tony Bryant

Date	Opponent	W-L-S	IP	H	R	ER	BB	SO	NP
2/19	Hawaii	ND	2.1	2	0	0	0	3	38
2/27	Tennessee	ND	1.0	4	4	4	0	2	21
3/5	Arizona State	ND	1.2	0	0	0	0	1	22
3/13	Utah	ND	1.0	1	0	0	0	1	14
3/24	Southern Utah	ND	2.0	2	1	1	0	2	29
3/26	Long Beach State	ND	2.1	4	3	2	0	4	34
4/2	USC	ND	2.0	1	1	1	0	2	23
4/10	UCLA	ND	0.2	1	0	0	0	0	6
4/11	UCLA	ND	0.2	1	1	1	0	0	17
4/24	Washington State	ND	1.0	0	0	0	1	0	16
4/30	California	ND	2.0	2	2	2	0	1	33
5/21	Arizona State	ND	0.2	0	0	0	1	2	12
5/26	Oregon *	ND	2.0	1	0	0	2	0	36
6/6	Florida Atlantic	ND	2.0	0	0	0	1	1	21

#32 Sam Gaviglio

Date	Opponent	W-L-S	IP	H	R	ER	BB	SO	NP
2/21	Hawaii	ND	1.0	0	0	0	0	1	16
2/27	Tennessee	ND	3.0	3	0	0	2	3	49
3/13	Portland	S	2.0	0	0	0	0	2	21
3/20	Maine	S	0.1	0	0	0	0	1	2
3/27	Long Beach State	ND	1.2	3	1	1	0	0	28
4/3	USC *	W	5.1	4	2	1	0	4	60
4/11	UCLA *	ND	4.2	6	2	2	3	7	101
4/18	Stanford *	L	2.2	8	9	9	2	0	69
4/25	Washington State * ^	W	6.2	5	1	1	1	3	101
5/2	California *	L	3.0	6	8	7	2	2	78
5/9	Oregon * ^	ND	8.2	10	5	3	2	3	122
5/16	Washington * ^	L	7.2	5	3	3	1	3	109
5/22	Arizona State *	ND	5.2	4	4	4	5	2	111
5/29	Arizona * ^	W	7.2	5	0	0	2	13	120
6/5	Florida *	L	2.2	9	8	8	3	1	73

#16 Ryan Gorton

Date	Opponent	W-L-S	IP	H	R	ER	BB	SO	NP
2/21	Hawaii	ND	0.1	1	0	0	1	0	9
3/4	UC Riverside	ND	0.1	1	0	0	0	0	7
3/13	Utah	W	1.0	0	0	0	1	1	17
3/24	Southern Utah *	W	5.0	4	0	0	0	4	66
4/6	Portland * ^	W	7.0	5	1	0	3	4	95
4/10	UCLA	L	5.0	6	2	2	4	4	88
4/18	Stanford	ND	1.2	3	1	1	2	0	27
4/24	Washington State	ND	2.2	3	1	1	0	2	34
4/27	Oregon *	L	3.2	7	5	3	0	3	69
5/1	California	ND	1.1	4	6	6	2	0	33
5/10	San Diego	ND	0.1	1	2	2	1	1	12
5/15	Washington	ND	0.2	4	2	2	0	2	21
5/18	Seattle *	ND	4.1	5	2	2	2	4	68
5/21	Arizona State	ND	0.0	1	0	0	0	0	4
5/26	Oregon	ND	1.0	0	0	0	0	1	9
5/30	Arizona *	ND	2.0	4	1	1	1	0	33
6/4	Florida Atlantic	ND	1.0	2	2	2	0	0	10

#35 Dylan Jones

Date	Opponent	W-L-S	IP	H	R	ER	BB	SO	NP
2/21	Hawaii	ND	0.2	0	0	0	0	2	12
2/26	Tennessee	ND	1.1	0	0	0	0	0	16
2/27	Tennessee	ND	0.0	0	0	0	2	0	11
3/4	UC Riverside	ND	0.1	0	0	0	0	0	4
3/5	Arizona State	ND	0.1	1	0	0	1	0	11
3/19	Maine	ND	2.0	0	0	0	0	3	26
3/26	Long Beach State	ND	0.2	0	0	0	0	0	8
3/27	Long Beach State	ND	1.0	1	0	0	1	0	16
4/11	UCLA	ND	0.0	0	1	1	1	0	5
4/23	Washington State	ND	1.0	0	0	0	0	0	9
4/24	Washington State	ND	0.2	0	0	0	0	1	10
4/30	California	ND	0.1	1	0	0	0	0	6
5/1	California	ND	1.1	2	0	0	0	0	11
5/10	San Diego	ND	0.0	0	0	0	1	0	6
5/18	Seattle	W	3.2	3	0	0	2	1	52
6/5	Florida	ND	5.2	4	2	2	2	3	85

#15 James Nygren

Date	Opponent	W-L-S	IP	H	R	ER	BB	SO	NP
2/22	Hawaii *	ND	4.0	3	0	0	3	1	67
2/27	Tennessee	ND	1.1	1	1	1	0	2	15
3/5	Arizona State	ND	0.2	1	1	1	2	3	31
3/20	Maine	ND	1.0	3	1	1	1	0	23
3/24	Southern Utah	ND	1.0	0	0	0	0	1	12
3/26	Long Beach State	ND	1.0	0	0	0	0	0	10
3/27	Long Beach State	ND	2.0	5	3	3	0	2	42
4/6	Portland	ND	0.1	0	0	0	0	0	4
4/10	UCLA	ND	0.1	0	0	0	1	0	3
4/11	UCLA	ND	0.0	1	1	1	0	0	3
4/16	Stanford	ND	0.1	4	4	4	1	0	15
5/10	San Diego	ND	0.1	0	0	0	2	1	18
5/21	Arizona State	ND	1.1	0	2	1	2	1	23
6/5	Florida	ND	0.2	1	0	0	0	0	3

#24 Greg Peavey

Date	Opponent	W-L-S	IP	H	R	ER	BB	SO	NP
2/21	Hawaii *	ND	5.0	4	3	2	3	4	85
2/28	Tennessee * ^	W	9.0	3	0	0	1	9	108
3/13	Utah *	ND	6.1	5	4	4	4	6	106
3/19	Maine * ^	W	6.0	6	2	2	0	4	88
3/26	Long Beach State *	ND	4.2	4	1	1	3	4	84
4/1	USC * ^	ND	7.0	3	1	1	3	10	113
4/9	UCLA * ^	W	9.0	2	1	1	3	6	121
4/16	Stanford *	ND	6.1	10	5	4	0	4	99
4/23	Washington State * ^ L	W	7.0	9	5	3	0	3	92
4/30	California *	L	5.2	11	9	7	2	2	79
5/7	Oregon * ^	ND	7.1	5	1	1	1	4	95
5/14	Washington *	W	5.2	6	4	4	5	3	117
5/21	Arizona State *	L	6.0	13	8	6	2	3	112
5/28	Arizona * ^	W	7.2	7	3	3	2	3	113
6/4	Florida Atlantic * ^	W	6.1	9	2	2	0	7	117

#12 Kevin Rhoderick

Date	Opponent	W-L-S	IP	H	R	ER	BB	SO	NP
2/20	Hawaii	S	1.1	0	0	0	0	3	17
2/21	Hawaii	L	0.2	3	2	2	1	1	30
3/4	UC Riverside	ND	1.2	0	0	0	0	2	20
3/13	Utah	ND	0.2	1	0	0	0	0	9
3/20	Maine	ND	2.0	3	1	1	1	5	39
3/21	Maine	ND	2.1	1	0	0	0	1	23
3/27	Long Beach State	ND	1.0	2	1	1	1	2	25
4/1	USC	W	1.1	1	0	0	1	0	15
4/3	USC	ND	0.1	0	0	0	0	1	8
4/6	Portland	ND	1.2	1	1	1	2	3	32
4/10	UCLA	ND	2.0	0	0	0	1	2	33
4/11	UCLA	ND	0.1	0	0	0	0	0	2
4/16	Stanford	ND	1.0	2	2	2	0	0	16
4/18	Stanford	ND	0.1	0	0	0	0	1	5
4/25	Washington State	S	1.1	2	1	1	0	2	27
5/2	California	ND	3.1	2	1	1	1	1	50
5/7	Oregon	W	2.1	2	0	0	1	5	36
5/8	Oregon	ND	0.2	3	1	1	1	0	18
5/14	Washington	S	1.2	0	0	0	1	1	27
5/22	Arizona State	L	0.2	3	1	0	1	0	18
5/26	Oregon	S	1.0	0	0	0	1	1	25
5/30	Arizona	ND	3.0	1	0	0	2	3	52
6/6	Florida Atlantic	ND	1.0	2	2	1	0	1	20

2011 OREGON STATE BASEBALL

2010 PITCHER'S APPEARANCES/PITCHING BREAKDOWN

#23 Tanner Robles

Date	Opponent	W-L-S	IP	H	R	ER	BB	SO	NP
2/20	Hawaii *	W	5.1	6	3	3	2	3	94
2/27	Tennessee *	L	3.2	5	2	1	2	3	64
3/6	Utah Valley * ^	W	7.2	9	0	0	0	9	102
3/14	Portland * ^	W	6.2	4	2	2	2	7	90
3/20	Maine * ^	W	8.0	2	1	0	1	12	116
3/27	Long Beach State *	L	6.0	7	4	4	2	3	103
4/2	USC *	L	4.1	4	3	1	1	6	89
4/10	UCLA * ^	ND	6.1	5	1	1	3	8	106
4/17	Stanford * ^	ND	7.1	8	3	3	1	4	116
4/24	Washington State *	L	3.2	9	11	9	1	3	86
5/1	California *	ND	4.2	4	4	3	3	5	79
5/8	Oregon *	ND	3.2	2	0	0	2	3	70
5/15	Washington *	W	5.2	5	1	1	5	6	121
5/23	Arizona State *	ND	3.0	4	4	1	3	3	65

#28 Kraig Sitton

Date	Opponent	W-L-S	IP	H	R	ER	BB	SO	NP
2/19	Hawaii	W	2.1	0	0	0	1	2	28
2/21	Hawaii	ND	1.0	1	0	0	0	2	13
3/5	Arizona State	ND	1.0	1	1	1	1	1	22
3/14	Portland	ND	2.1	1	0	0	1	3	32
3/20	Maine	ND	0.2	1	0	0	0	0	14
3/21	Maine	S	0.1	0	0	0	0	0	1
3/24	Southern Utah	ND	1.0	0	0	0	1	2	19
3/27	Long Beach State	ND	2.2	2	0	0	1	4	44
4/1	USC	ND	1.2	3	0	0	0	0	27
4/3	USC	S	0.1	0	0	0	1	1	12
4/10	UCLA	ND	1.0	2	0	0	0	0	18
4/11	UCLA	ND	1.1	0	2	2	1	1	23
4/16	Stanford	L	0.0	3	3	3	0	0	10
4/18	Stanford	ND	1.1	1	0	0	0	1	16
4/25	Washington State	ND	1.0	0	0	0	0	0	9
4/27	Oregon	ND	1.0	1	0	0	0	0	21
5/2	California	ND	1.2	1	0	0	0	2	19
5/7	Oregon	ND	0.1	0	0	0	0	0	2
5/8	Oregon	ND	0.2	2	2	2	0	0	12
5/10	San Diego *	L	5.2	5	2	2	0	3	68
5/14	Washington	ND	1.0	2	2	2	1	0	25
5/16	Washington	ND	0.0	0	0	0	3	0	14
5/23	Arizona State	S	2.1	2	0	0	1	2	39
5/26	Oregon	ND	1.0	0	0	0	0	1	16

Date	Opponent	W-L-S	IP	H	R	ER	BB	SO	NP
5/29	Arizona	ND	0.1	0	0	0	0	0	1
6/6	Florida Atlantic	ND	5.1	5	4	4	1	4	68

#29 Nick Stiltner

Date	Opponent	W-L-S	IP	H	R	ER	BB	SO	NP
3/6	Utah Valley	ND	1.1	0	0	0	1	0	25
3/19	Maine	ND	1.0	1	1	1	1	0	26
5/18	Seattle	ND	1.0	0	0	0	0	1	12

#25 Tyler Waldron

Date	Opponent	W-L-S	IP	H	R	ER	BB	SO	NP
2/19	Hawaii *	ND	4.1	5	6	1	1	7	99
2/26	Tennessee * ^	W	7.2	5	1	1	2	2	100
3/5	Arizona State *	L	4.1	7	4	4	1	1	81
3/13	Portland *	W	7.0	8	5	5	1	10	128
3/20	Maine *	W	6.0	5	4	4	1	7	84
3/27	Long Beach State *	L	0.2	3	5	5	2	1	32
4/2	USC	ND	1.2	3	4	2	1	3	31
4/10	UCLA	ND	0.2	0	0	0	0	0	7
4/16	Stanford	ND	1.1	0	0	0	0	0	17
4/17	Stanford	L	2.2	2	2	2	0	3	35
4/27	Oregon	ND	3.1	2	2	2	0	1	52
5/1	California	L	0.2	4	4	4	1	0	20
5/8	Oregon	ND	4.0	5	0	0	0	0	35
5/10	San Diego	ND	2.0	2	0	0	0	3	27
5/14	Washington	ND	0.1	1	0	0	0	0	7
5/15	Washington	S	0.2	0	0	0	0	2	11
5/16	Washington	ND	1.1	0	0	0	0	0	19
5/23	Arizona State	W	3.2	7	4	2	2	5	88
5/28	Arizona	S	1.1	0	0	0	1	2	17
5/29	Arizona	ND	1.0	0	0	0	0	3	11
5/30	Arizona	L	4.0	2	2	2	0	5	55
6/4	Florida Atlantic	S	1.2	1	0	0	0	1	18
6/6	Florida Atlantic *	L	0.2	4	6	6	2	0	30

^ Indicates Quality Start

Oregon State Bullpen

Inherited Runners/Scored: 159/46 (.289)
 First Batter Faced/Reached: 143/53 (.370)

Pitcher	1st Batter					Saves-Att.
	IR-S	Pct.	RB-BF	Avg.		
Matt Boyd	21-6	.285	8-18	.444		0-0
Tony Bryant	14-6	.428	5-13	.384		0-0
Sam Gaviglio	4-0	.000	1-5	.200		2-2
Ryan Gorton	16-6	.428	3-12	.272		0-0
Dylan Jones	12-4	.333	5-16	.312		0-0
James Nygren	14-7	.500	7-13	.538		0-0
Kevin Rhoderick	26-7	.269	10-22	.454		4-6
Kraig Sitton	31-7	.225	9-25	.360		3-3
Nick Stiltner	1-0	.000	1-3	.333		0-0
Tyler Waldron	20-3	.150	4-16	.267		3-3

Oregon State Bullpen By Month

Month	W-L	ERA	SV-OPP	IP	H	R	ER
February	2-1	3.42	1-2	23.2	17	9	9
March	2-0	2.89	3-3	43.2	40	15	14
April	1-4	5.37	2-2	52.0	53	35	31
May	6-3	4.08	5-6	61.2	62	31	28
June	0-0	4.67	1-1	17.1	15	9	9

Oregon State Bullpen By Location

Month	W-L	ERA	SV-OPP	IP	H	R	ER
Home	6-5	4.31	6-7	106.1	106	52	51
Road	4-3	3.92	4-5	66.2	63	37	29
Neutral	1-0	3.55	2-2	25.1	17	10	10

	W-L	ERA	IP	H	R	ER	BB	SO	AVG
Starters	21-16	4.25	307.0	312	176	145	99	243	.265
Relievers	11-8	4.08	198.1	186	99	90	84	165	.251

Oregon State Starters

Pitcher	Starts	QS	Pct.	#P/Start	IP/Start	SB-ATT	Pct.	PCK	DP	Runs For	R/Start	Team Rec.
Matt Boyd	2	2	1.000	79	6.2	1-1	1.000	0	0	12	6.0	2-0
Tony Bryant	1	0	.000	36	2.0	0-1	.000	0	1	2	2.0	1-0
Sam Gaviglio	10	4	.400	94	5.2	4-7	.571	0	6	39	3.9	4-6
Ryan Gorton	5	1	.200	67	4.2	3-4	.750	0	5	35	7.0	3-2
James Nygren	1	0	.000	67	4.0	0-0	.000	0	2	5	5.0	1-0
Greg Peavey	15	8	.500	102	6.2	8-12	.667	1	8	88	5.8	10-5
Tanner Robles	14	5	.357	93	5.1	1-6	.167	1	5	74	5.3	7-7
Kraig Sitton	1	0	.000	68	5.2	0-0	.000	0	0	1	1.0	0-1
Tyler Waldron	7	1	.142	78	4.1	3-3	1.000	0	2	54	7.7	4-3

Note: Stats are for starts only

2011 OREGON STATE BASEBALL

2010 PAC-10 STANDINGS/PLAYER HONORS

2010 Pacific-10 Conference Standings

	CONFERENCE					OVERALL					VS. OSU	
	W	L	PCT	H	A	W	L	PCT	H	A		N
Arizona State^# @	20	7	.741	10-2	10-5	52	10	.839	36-3	12-5	4-2	3-1
UCLA^# @	18	9	.667	8-7	10-2	51	17	.750	29-10	15-4	7-3	2-1
Washington State^	15	12	.556	10-2	5-10	37	22	.627	20-5	12-17	5-0	2-1
Stanford^	14	13	.519	8-7	6-6	31	25	.554	20-10	11-13	0-2	3-0
Oregon^	13	14	.481	6-6	7-8	40	24	.625	20-9	18-12	2-3	1-4
California^	13	14	.481	8-4	5-10	29	25	.537	15-9	12-14	2-2	3-0
Arizona^	12	15	.444	8-7	4-8	34	24	.586	27-13	6-10	1-1	1-2
Oregon State^	12	15	.444	8-7	4-8	32	24	.571	21-11	7-11	4-2	--
Washington	11	16	.407	7-8	4-8	28	28	.500	11-15	15-12	2-1	1-2
USC	7	20	.259	5-7	2-13	28	32	.467	16-13	12-18	0-1	1-2



% - Pac-10 Champion ^ - NCAA Regional selection # - NCAA Super Regional participant @ - NCAA College World Series participant
 * - Includes neutral site game (s)

2010 All-Pac-10 Team

Name	School	Pos	Yr	Ht	Wt	Hometown
Tyler Anderson	ORE	RHP	Fr.	6-4	215	Las Vegas, Nev.
Chad Arnold	WSU	RHP	Jr.	6-4	210	Kennewick, Wash.
Jett Bandy	ARIZ	C	So.	6-4	209	Thousand Oaks, Calif.
Trevor Bauer (2)	UCLA	RHP	So.	6-1	175	Valencia, Calif.
Seth Blair	ASU	RHP	Jr.	6-2	190	Rock Falls, Ill.
Kole Calhoun	ASU	OF	Sr.	5-11	190	Buckeye, Ariz.
Mark Canha (2)	CAL	1B	Jr.	6-2	205	San Jose, Calif.
Adam Conley	WSU	LHP	So.	6-3	178	Olympia, Wash.
Gerrit Cole (2)	UCLA	RHP	So.	6-4	220	Santa Ana, Calif.
Kenny Diekroeger	STAN	3B	Fr.	6-2	200	Woodside, Calif.
Kurt Heyer	ARIZ	RHP	Fr.	6-2	196	H. Beach, Calif.
Justin Jones	CAL	LHP	Fr.	6-3	175	Oakdale, Calif.
Dan Klein	UCLA	RHP	So.	6-3	190	Los Alamitos, Calif.
Chadd Krist	CAL	C	So.	5-10	187	Petaluma, Calif.
Mitchell Lambson	ASU	LHP	So.	6-1	195	Tualatin, Ore.
Zack MacPhee	ASU	2B	So.	5-8	172	Phoenix, Ariz.
Drew Maggi	ASU	SS	So.	6-0	172	Phoenix, Ariz.
Ricky Oropesa	USC	1B	So.	6-3	225	R. Cucamonga, Calif.
Tyler Rahmatulla	UCLA	2B	So.	5-11	180	Mission Viejo, Calif.
Rob Rasmussen	UCLA	LHP	Jr.	5-11	170	Arcadia, Calif.
Tony Renda	CAL	DH	Fr.	5-9	160	Hillsborough, Calif.
Stefen Romero	OSU	3B	Jr.	6-2	220	Tucson, Ariz.
Adalberto Santos	OSU	OF	Sr.	5-10	190	New York, N.Y.
Steve Selsky	ARIZ	OF	So.	6-1	205	Manhattan Beach, Calif.
Jordan Swagerty	ASU	RHP	So.	6-1	172	Sachse, Texas
Riccio Torrez	ASU	1B	So.	6-0	193	Phoenix, Ariz.

(2) - Two-time All-Conference selection

Honorable Mention: J.J. Altobelli, 3B, ORE; Beau Amaral, OF, UCLA; Chase Anselment, DH, WASH; Bryce Bandilla, LHP, ARIZ; Austin Barnes, C, ASU; Cody Bartlett, 2B, WSU; David Bentrrott, SS, WASH; Jake Borup, RHP, ASU; **Matt Boyd, LHP, OSU;** David Cherry, 2B, WASH; Jacob Clem, RHP, WASH; Adam Conley, LHP, WSU; Joe DePinto, Utl., USC; Blair Dunlap, DH, UCLA; Dean Espy, 1B, UCLA; Matt Fanelli, DH, WSU; Matt Foat, OF, USC; **Rob Folsom, OF, OSU;** Tyler Gaffney, OF, STAN; Niko Gallego, SS, UCLA; Brian Guinn, 2B, CAL; Erik Johnson, RHP, CAL; Derek Jones, OF, WSU; Jonathan Kaskow, 1B, STAN; Cody Keefer, OF, UCLA; Merrill Kelly, RHP, ASU; Cade Kreuter, DH, USC; Brett Krill, OF, UCLA; Garry Kuykendall, OF, WSU; Jacob Lamb, 2B, WASH; Adam Landecker, INF, USC; Deven Marrero, SS, ASU; Alex Mejia, SS, ARIZ; Seth Mejias-Brean, 3B, ARIZ; Scott McGough, RHP, ORE; Chris Mezger, RHP, USC; Ben Mount, RHP, USC; Danny Oh, OF, CAL; Mike O'Neill, OF, USC; Steven Packard, OF, ORE; **Greg Peavey, RHP, OSU;** Stephen Piscotty, OF, STAN; Danny Pulfer, 2B, ORE; Pierce Rankin, OF, WASH; Robert Refsnyder, OF, ARIZ; Cody Regis, 3B, UCLA; Joey Rickard, OF, ARIZ; **Kevin Roderick, RHP, OSU;** Brady Rodgers, RHP, ASU; Eddie Rodriguez, C, ORE; Kevin Roundtree, C, USC; Johnny Ruettiger, OF, ASU; Marcus Semien, SS, CAL; KC Serna, SS, ORE; Paris Shewey, LHP, WSU; Kyle Simon, RHP, ARIZ; **Andrew Susac, C, OSU;** Zack Thornton, RHP, ORE; Raoul Torrez, 3B, ASU; Andrew Triggs, RHP, USC; Rafael Valenzuela, 1B, ARIZ; Shea Vincinich, SS, WSU; Colin Walsh, 2B, STAN; Michael Weber, 2B, WSU; Zach Wilson, DH, ASU

2010 Pac-10 Weekly Honors

Pac-10 Players Of The Week

Feb. 22 - Zack MacPhee, So., INF, Arizona State
 March 1 - Derek Jones, So., OF, Washington State
 March 8 - Eddie Rodriguez, Sr., C, Oregon
 March 15 - Joey Rickard, Fr., OF, Arizona
 March 22 - Jett Bandy, So., C, Arizona
 March 29 - Steve Selsky, So., OF, Arizona
 April 5 - Drew Maggi, So., INF, Arizona State
 April 12 - Zack MacPhee, So., INF, Arizona State
 April 19 - Jonathan Kaskow, Jr., 1B, Stanford
 April 26 - Kenny Diekroeger, Fr., 3B, Stanford
 May 3 - Riccio Torrez, So., 1B, Arizona State
 May 10 - Beau Amaral, Fr., OF, UCLA
 May 17 - Eddie Rodriguez, Sr., C, Oregon
 May 24 - Kole Calhoun, Sr., OF, Arizona State
May 31 - Adalberto Santos, Sr., OF, Oregon St.

Pac-10 Pitchers Of The Week

Feb. 22 - Kurt Heyer, Fr., RHP, Arizona
March 1 - Greg Peavey, Jr., RHP, Oregon State
 March 8 - Kevin Miller, Jr., RHP, California
 March 15 - Trevor Bauer, So., RHP, UCLA
March 22 - Tanner Robles, Jr., LHP, Oregon State
 March 29 - Jake Borup, So., RHP, Arizona State
 April 5 - Jordan Pries, So., RHP, Stanford
April 12 - Greg Peavey, Jr., RHP, Oregon State
 April 19 - Kurt Heyer, Fr., RHP, Arizona
 April 26 - Chad Arnold, Jr., RHP, Washington State
 May 3 - Justin LaTempa, Sr., RHP, Oregon
 May 10 - Brady Rodgers, Fr., RHP, Arizona State
 May 17 - James Wise, Jr., RHP, Washington State
 May 24 - Rob Rasmussen, Jr., LHP, UCLA
May 31 - Sam Gaviglio, So., RHP, Oregon State



Greg Peavey

2011 OREGON STATE BASEBALL

RECORDS

Individual hitting

Batting Average

Season423, Randy Duke, 1987
Career.....379, Jay Dean, 1952-55

At Bats

Game9, Mel Cuckovich
1972 vs. Washington
Doug Miller, 1972 vs. Washington
Season278, Darwin Barney, 2007
Career.....765, Darwin Barney, 2005-07

Runs

Game..6, Bobby Buob, 1954 vs. Washington
Jim Ruggles, 1954 vs. Washington
Ken Bowen, 1985 vs. Chico State
Season83, Cole Gillespie, 2006
Career.....168, Jacoby Ellsbury, 2003-05

Hits

Game5, multiple times
Season99, Jacoby Ellsbury, 2005
Career.....238, Darwin Barney, 2005-07

Doubles

Game3, multiple times
Season25, Cole Gillespie, 2006
Career.....49, Chris Biles, 2000-2003

Triples

Game2, multiple times
Season7, Abino Vazquez, 1997
Career.....13, Todd Thomas, 1980-83

Home Runs

Game..3, Andy Jarvis, 2001 vs. Washington St.
Season21, Jim Wilson, 1982
Career.....34, Joe Gerber, 1997-2000
34, Andy Jarvis, 2000-2003

Runs Batted In

Game9, Ken Bowen, 1985 vs. Chico State
Season67, Joe Gerber, 2000
Career.....173, Andy Jarvis, 2000-03

Total Bases

Game14, Jim Wilson
1982 vs. Washington State.
Season163, Cole Gillespie, 2006
Career.....382, Andy Jarvis, 2000-03

Slugging Percentage

Season829, Jim Wilson, 1982
Career......640, Jim Wilson, 1980-82

Stolen Bases

Game 4, Steve Lyons, 1979 vs. Oregon Tech
David Anderson, 1991 vs. Willamette
Season29, Dave Brundage, 1986
Career.....62, Todd Thomas, 1980-83

Walks

Game5, Bob Beall, 1970 vs. UCLA

Season48, Rich Dodge, 1977
Career.....120, Ken Bowen, 1984-87

Strikeouts

Game5, Zach Gordon
2001 vs. San Diego State
Season58, Troy Schader, 1999
Career.....151, Ryan Lipe, 1995-98

Hit By Pitch

Game3, multiple times
Season14, Curtis Davis, 2001
14, Cole Gillespie, 2006
Career.....30, Ryan Lipe, 1995-98
30, Jacoby Ellsbury, 2003-05

Individual pitching

Wins

Season14, Scott Christman, 1993 (14-1)
Career.....30, Ken Noble, 1975-78 (30-17)

Losses

Season9, B.R. Cook, 1999 (6-9)
9, Thad Johnson, 2001 (6-9)
Career.....18, Mason Smith, 1991-94 (22-18)

Winning Percentage

Season1.000, Mark Newell, 1997 (8-0)
Career......917, Leon Criner, 1959-61 (11-1)

Saves


Season20, Kevin Gunderson, 2006
Career.....37, Kevin Gunderson, 2004-06

Earned Run Average

Season1.07, Bill Oerding, 1960
Career.....1.79, Cecil Ira, 1961-63

Strikeouts

Game17, Mason Smith, 1994 vs. Portland
Season131, Jonah Nickerson, 2006
Career.....299, Jonah Nickerson, 2004-06



Jonah Nickerson

Walks

Season62, Jeff Reece, 1983
Career.....160, John Sipple, 1985-88

Hits

Season137, Scott Nicholson, 2001
Career.....348, Mike Gorman, 1979-82

Innings Pitched

Game16.0, Greg Jurgenson
1972 vs. Washington
Season136.2, Jonah Nickerson, 2006
Career.....348.2, Ken Noble, 1975-78

Complete Games

Season12, Cecil Ira, 1962
Career.....28, Cecil Ira, 1961-63

Shutouts

Season5, Cecil Ira, 1963
Career.....10, Cecil Ira, 1961-63

Runs Allowed

Season90, Mark Newell, 1999
Career.....229, Stephen Copeland, 2000-03

Wild Pitches

Season15, Scott Christman, 1992
Career.....28, Kevin Hooker, 1991-95

Hit Batters

Season32, Dallas Buck, 2005
Career.....74, Dallas Buck, 2004-06

Individual fielding

Errors

Game4, multiple times
Season30, Dave Backen, 1978
Career.....62, Ken Bowen, 1984-87

Team hitting

Batting Average

Season327, 1997

At Bats

Game74, 1972 vs. Washington
Season2,264, 2006

Runs

Game36, 1985 vs. Chico State (36-12)
Season504, 1997

Hits

Game27, 1954 vs. Washington
Season684, 2006

Doubles

Game10, 1979 vs. Puget Sound
Season10, 2003 vs. Portland
Season125, 2006

2011 OREGON STATE BASEBALL

RECORDS

Triples

Game4, 1980 vs. Western Oregon
4, 1994 vs. Maine
1997 vs. Portland State
Season31, 2006

Home Runs

Game7, 2000 vs. Portland
7, 2001 vs. Washington
Season60, 1998

Runs Batted In

Game34, 1985 vs. Chico State
Season455, 1997

Total Bases

Season979, 2006

Slugging Percentage

Season497, 1997

Stolen Bases

Game10, many times
Season101, 1986

Walks

Game22, 1985 vs. Chico State
Season337, 1998

Strikeouts

Game18, 1941 vs. Idaho
18, 1997 vs. Washington State
18, 1972 vs. Washington
18, 2010 vs. UCLA
Season460, 1999

Hit By Pitch

Season80, 1997

Hit Into Double Plays

Season55, 2006

Team pitching

Wins

Season50, 2006 (50-16)

Losses

Season35, 1999 (19-35)

Saves

Season21, 2005; 2006

Earned Run Average


Season2.32, 1964

Strikeouts

Game18, 1941 vs. Idaho
Season463, 2005

Walks

Season254, 1992



Darwin Barney

Hits

Season608, 1999

Innings Pitched

Game20.0, 1972 vs. Washington
Season585.1, 2006

Complete Games

Season24, 1994

Shutouts

Season8, 1976, 1993, 2006

Runs Allowed

Game .26, 1973 vs. Washington State (6-26)
Season446, 1999

Wild Pitches

Season66, 1999

Hit Batters

Season76, 2004

Team fielding

Errors

Season101, 1977

Double Plays

Season68, 1987

Fielding Percentage

Season977, 2007, 2009

Miscellaneous

Longest Hitting Streak.....31 games
Jeff Brauning, 1989
Most Consecutive Shutout Innings Pitched
45 Ken Forsch, 1968
Most Consecutive Wins:14,
Scott Christman, 1993

Longest Game20 innings, 1972
vs. Washington; Washington 2, OSU 1
Most Runs, Both Teams48, 1985
vs. Chico State; OSU 36, Chico State 12
Most Home Runs, One Inning, Team 4, 1966
.....vs. Oregon, 2003 vs. California
Most Runs, One Inning, Team
16 (1st inning), 1997 vs. Portland
Longest Winning Streak, Team.....18 games,
.....1951, 1962.
Longest Losing Streak, Team...9 games, 1966
Most Wins, Regular Season.....41, 2005.
Largest Margin Of Victory.....30 runs,
OSU 33, Portland 3, 1997.
Largest Margin of Defeat.....20 runs.
Washington State 26, OSU 6, 1973
Largest Goss Stadium Crowd.....4,600
June 7, 1952
Largest post-1999 renovation crowd 3,194
June 11, 2006
Largest Crowd, Any Site30,335,
June 21, 2006

Pacific-10 records

Runs Batted In

Team, Game34
1985 vs. Chico State.

Doubles

Team, Game10, 1979 vs. Puget Sound
10, 2003 vs. Portland

Home Runs

Team, Inning4, 1966 vs. Oregon
2003 vs. California

Walks

Individual, Game.....5, Bob Beall
1970 vs. UCLA

Shutouts

Individual, Season5, Cecil Ira, 1963
Individual, Career10, Cecil Ira, 1961-63

Longest Game20 innings
1972 vs. Washington

NCAA Leaders

Stolen Bases

Individual, Per Game Kim Bradshaw, 1959
0.93 (26 stolen bases in 28 games)

Saves

IndividualKevin Gunderson, 2006, 20

Double Plays

Team, Per Game.....1987, 1.48
(68 double plays in 48 games)

2011 OREGON STATE BASEBALL

CAREER RECORDS

Batting average

(minimum 260 at-bats)

1. Jay Dean, 1952-55.....	.379
2. A.J. Marquardt, 1993-94.....	.373
3. Jacoby Ellsbury, 2003-05.....	.365
4. Joe Gerber, 1997-2000.....	.362
Brian Barden, 2000-02.....	.362
6. Ben Bertrand, 1996-98.....	.358
7. Dan Cunningham, 1971-73.....	.354
8. Chris Biles, 2000-03.....	.353
9. Dave Brundage, 1984-86.....	.350
Mike Leone, 1996-97.....	.350

At-bats

1. Darwin Barney, 2006-07.....	765
2. Andy Jarvis, 2000-03.....	725
3. Shea McFeely, 2004-06.....	653
4. Jon Yonemitsu, 1990-93.....	648
5. Jacoby Ellsbury, 2003-05.....	646
6. Ken Bowen, 1984-87.....	643
7. Brian Barden, 2000-02.....	639
8. Mitch Canham, 2004-07.....	617
9. Aaron Anderson, 1988-92.....	613
10. Pete Rowe, 1974-77.....	593

Hits

1. Darwin Barney, 2005-07.....	238
2. Jacoby Ellsbury, 2003-05.....	236
3. Andy Jarvis, 2000-03.....	232
4. Brian Barden, 2000-02.....	231
5. Ken Bowen, 1984-87.....	206
6. Joe Gerber, 1997-2000.....	201
7. Chris Biles, 2000-03.....	199
8. Shea McFeely, 2004-06.....	198
9. Mitch Canham, 2004-07.....	194
10. Drew Hedges, 1997-2000.....	187

Runs


1. Jacoby Ellsbury, 2003-05.....	168
2. Darwin Barney, 2005-07.....	152
3. Ken Bowen, 1984-87.....	150
4. Todd Thomas, 1980-83.....	148
Brian Barden, 2000-02.....	148
6. Shea McFeely, 2004-06.....	142
7. Andy Jarvis, 2000-03.....	141
8. Drew Hedges, 1997-2000.....	139
9. Mitch Canham, 2004-07.....	134
Ryan Lipe, 1995-98.....	134
Joe Gerber, 1997-2000.....	134

Doubles

1. Chris Biles, 2000-03.....	49
2. Joe Gerber, 1997-2000.....	44
3. Josh Carter, 1999-2001.....	42
Andy Jarvis, 2000-03.....	42
5. Darwin Barney, 2005-07.....	40
6. Brian Barden, 2000-02.....	39
7. Seth Pietsch, 2001-03.....	38
Chris Kunda, 2003-06.....	38
9. Drew Hedges, 1997-2000.....	37
Jacoby Ellsbury, 2003-05.....	37

Triples

1. Todd Thomas, 1980-83.....	13
2. Chuck Fisk, 1952-55.....	10
Seth Pietsch, 2001-03.....	10
4. Jeff Doyle, 1975-77.....	9
Eric Stark, 1998-2001.....	9
Aaron Mathews, 2002-04.....	9
7. Dave Backen, 1978-81.....	8
Dave Schoppe, 1988-91.....	8
Abino Vazquez, 1996-97.....	8
Jacoby Ellsbury, 2003-05.....	8
Shea McFeely, 2004-06.....	8
Cole Gillespie, 2004-06.....	8
Darwin Barney, 2005-07.....	8



Todd Thomas

Home runs

1. Joe Gerber, 1997-2000.....	34
Andy Jarvis, 2000-03.....	34
3. Al Hunsinger, 1980-81.....	28
4. Bob McNair, 1978-80.....	27
Jim Wilson, 1980-82.....	27
6. Matt Bailie, 1995-98.....	25
Brian Barden, 2000-02.....	25
Mitch Canham, 2004-07.....	25
9. Seth Pietsch, 2001-03.....	22
10. Steve Smith, 1981-83.....	21
David Schmidt, 1994-96.....	21
Ben Bertrand, 1996-98.....	21
Troy Schader, 1997-99.....	21

Runs batted in

1. Andy Jarvis, 2000-03.....	173
2. Joe Gerber, 1997-2000.....	169
3. Brian Barden, 2000-02.....	154
4. Mitch Canham, 2004-07.....	152
5. Matt Bailie, 1995-98.....	144
6. Darwin Barney, 2005-07.....	136
7. Ken Bowen, 1984-87.....	131
8. Bob McNair, 1978-80.....	130
Shea McFeely, 2004-06.....	130
10. Ryan Lipe, 1995-98.....	126

Walks

1. Ken Bowen, 1984-87.....	120
2. Mickey Riley, 1980-83.....	118
3. Rich Dodge, 1974-77.....	111
4. Shea McFeely, 2004-06.....	107
5. Matt Bailie, 1995-98.....	106
6. Dave Backen, 1978-81.....	103
7. Joe Gerber, 1997-2000.....	102
8. Steve Lyons, 1979-81.....	101
Todd Thomas, 1980-83.....	101
10. Bob Beall, 1968-70.....	99
Darwin Barney, 2005-07.....	99

Total bases

1. Andy Jarvis, 2000-03.....	382
2. Brian Barden, 2000-02.....	355
3. Joe Gerber, 1997-2000.....	347
4. Jacoby Ellsbury, 2003-05.....	337
5. Chris Biles, 2000-03.....	318
6. Mitch Canham, 2004-07.....	316
7. Darwin Barney, 2005-07.....	311
8. Ken Bowen, 1984-87.....	303
9. Shea McFeely, 2004-06.....	292
10. Bob McNair, 1978-80.....	285

Slugging percentage

(minimum 260 at-bats)

1. Jim Wilson, 1980-82.....	.640
2. Al Hunsinger, 1980-81.....	.639
3. Ben Bertrand, 1996-98.....	.631
4. Joe Gerber, 1997-2000.....	.625
5. Cole Gillespie, 2004-06.....	.579
6. A.J. Marquardt, 1993-94.....	.578
7. Chris Wakeland, 1995-96.....	.569
8. Chris Biles, 2000-03.....	.564
9. Mike Leone, 1996-97.....	.555
Brian Barden, 2000-02.....	.555

Stolen bases

1. Todd Thomas, 1980-83.....	62
2. Jacoby Ellsbury, 2003-05.....	60
3. Jeff Doyle, 1975-77.....	54
4. Steve Lyons, 1979-81.....	46
5. Kim Bradshaw, 1957-59.....	44
6. Steve Smith, 1981-83.....	41
7. Rich Dodge, 1974-77.....	40
8. R.A. Neitzel, 1988-90.....	39
Tyler Graham, 2003-06.....	39
10. Bryan Ganter, 1984-87.....	36
Darwin Barney, 2005-07.....	36

Wins

1. Ken Noble, 1975-78.....	30 (30-17)
2. Mike Gorman, 1979-82.....	28 (28-16)
3. John Supple, 1984-86.....	28 (28-13)
Jeff Post, 1989-92.....	28 (28-14)
Dallas Buck, 2004-06.....	28 (28-10)
6. Cecil Ira, 1961-63.....	27 (27-9)
7. Jonah Nickerson, 2004-06.....	26 (26-9)
8. Scott Anderson, 1981-84.....	25 (25-17)
9. Andrew Checketts, 196-98.....	24 (24-7)
Mike Stutes, 2006-08.....	24 (24-13)

Winning percentage

(minimum 10 wins)

1. Daniel Turpen, 2005-07.....	.933 (14-1)
2. Leon Criner, 1959-61.....	.917 (11-1)
3. Andrew Checketts, 1996-98.....	.774 (24-7)
4. Mike Thurman, '91-94.....	.773 (17-5)
5. Jeff Reece, 1981-83.....	.769 (20-6)
Kyle Dunning, '80-81.....	.769 (10-3)
7. Cecil Ira, 1961-63.....	.750 (27-9)
Jake Postlewait, 2001-04.....	.750 (18-6)
Bill Oerding, '59-61.....	.750 (12-4)
John Collins, '80-81.....	.750 (12-4)

Saves

1. Kevin Gunderson, 2004-06.....	37
2. Kevin Rhoderick, 2008-10.....	25
3. Jared Sanders, 2002-04.....	12
Eddie Kunz, 2005-07.....	12
5. Mike Boire, 1996-98.....	11
6. Jim Grove, 1979-82.....	9
7. Dallas Buck, 2004-06.....	7
8. Dave Schoppe, 1989-91.....	6
9. Ron Daulton, 1984-86.....	5
Tim Lambert, 1985-88.....	5
Stephen Copeland, 2000-03.....	5
Nate Fogle, 2005.....	5

Earned run average

(minimum 120 innings pitched)

1. Cecil Ira, 1961-63.....	1.79
2. Steve Clark, 1962-64.....	1.92
3. Ken Forsch, 1967-68.....	2.12
4. Scott Anderson, 1981-84.....	2.15
5. Pat Barry, 1975-78.....	2.53
6. Bill Oerding, 1959-61.....	2.58
7. Mark Niles, 1979-80.....	2.59
8. Bailey Brem, 1952-54.....	2.61
9. Denny Straub, 1961-64.....	2.66
Denny Tower, 1966-68.....	2.66

Strikeouts

1. Jonah Nickerson, 2004-06.....	299
2. Mike Stutes, 2006-08.....	287
3. Dallas Buck, 2004-06.....	272
4. Mason Smith, 1991-94.....	267
5. John Supple, 1984-88.....	263
6. Scott Anderson, 1981-84.....	258
7. Scott Christman, 1991-93.....	249
8. Mike Gorman, 1979-82.....	237
9. Cecil Ira, 1961-63.....	227
10. Ken Noble, 1975-78.....	212

Innings pitched


1. Ken Noble, 1975-78.....	348.2
2. Mike Gorman, 1979-82.....	337.2
3. Mason Smith, 1991-94.....	330.2
4. Dallas Buck, 2004-06.....	326.2
5. Scott Anderson, 1981-84.....	325.2
6. Jeff Otis, 1986-90.....	306.0
7. Mike Stutes, 2006-08.....	302.0
8. Jonah Nickerson, 2004-06.....	292.2
9. Jeff Post, 1989-92.....	286.0
10. Cecil Ira, 1961-63.....	281.0

Complete games

1. Cecil Ira, 1961-63.....	28
2. Mason Smith, 1991-94.....	22
3. Norb Wellman, 1952-54.....	21
4. Scott Anderson, 1981-84.....	19
5. Ken Noble, 1975-78.....	18
John Supple, 1984-88.....	18
7. Mike Gorman, 1979-82.....	17
8. Gail Meier, 1973-76.....	16
9. Scott Nicholson, 2000-01.....	15
10. Jeff Otis, 1986-89.....	14
Scott Christman, 1991-93.....	14

Shutouts

1. Cecil Ira, 1961-63.....	10
2. John Supple, 1984-88.....	7
3. Jeff Post, 1989-92.....	5
4. Ken Noble, 1975-78.....	4
Scott Christman, 1991-93.....	4
Mason Smith, 1991-94.....	4
7. Bill Oerding, 1959-61.....	3
Jeff Otis, 1986-89.....	3
Mike Thurman, 1992-94.....	3
Scott Nicholson, 2000-01.....	3



Scott Anderson

2011 OREGON STATE BASEBALL

SINGLE-SEASON RECORDS

Batting average

(minimum 120 at-bats)

1. Randy Duke, 1987.....423
2. Dwane Helbig, 1952.....411
3. Jacoby Ellsbury, 2005.....406
4. Dan Cunningham, 1971.....405
5. Ken Bowen, 1987.....404
6. Jason Stranberg, 1997.....397
7. Chris Biles, 2001.....395
8. Curtis Davis, 2001.....390
9. Andy Jenkins, 2005.....388
10. Joe Gerber, 1999.....387

At-bats

1. Darwin Barney, 2007.....278
2. Darwin Barney, 2006.....261
3. Shea McFeely, 2006.....260
4. Mike Lissman, 2007.....246
5. Jacoby Ellsbury, 2005.....244
6. Brian Barden, 2002.....232
7. Mitch Canham, 2007.....227
8. Aaron Mathews, 2004.....227
9. Brian Barden, 2001.....226
10. Darwin Barney, 2005.....226
11. Darwin Barney, 2007.....226
12. Seth Pietsch, 2003.....224

Hits

1. Jacoby Ellsbury, 2005.....99
2. Cole Gillespie, 2006.....87
3. Darwin Barney, 2006.....86
4. Darwin Barney, 2007.....84
5. Brian Barden, 2001.....83
6. Brian Barden, 2002.....81
7. Andy Jenkins, 2005.....81
8. Mike Lissman, 2007.....78
9. Josh Carter, 2001.....78
10. Seth Pietsch, 2003.....78
11. Bill Rowe, 2006.....78

Runs

1. Cole Gillespie, 2006.....83
2. Jason Stranberg, 1997.....67
3. Chris Hopkins, 2007.....57
4. Jacoby Ellsbury, 2003.....56
5. Jacoby Ellsbury, 2004.....56
6. Jacoby Ellsbury, 2005.....56
7. Ryan Ortiz, 2009.....55
8. Dave Brundage, 1986.....55
9. Darwin Barney, 2007.....53
10. Darwin Barney, 2006.....53

Doubles

1. Cole Gillespie, 2006.....25
2. Seth Pietsch, 2002.....24
3. Tony Calderon, 2003.....24
4. Chris Biles, 2003.....23
5. Bill Rowe, 2006.....22
6. Darwin Barney, 2007.....20
7. A.J. Marquardt, 1993.....19
8. Joe Gerber, 2000.....19
9. Jacoby Ellsbury, 2005.....19
10. Stefen Romero, 2010.....18
11. Jeff Brauning, 1989.....18
12. Troy Schader, 1999.....18
13. Josh Carter, 2001.....18

Triples

1. Abino Vazquez, 1997.....7
2. Jeff Doyle, 1977.....6
3. Todd Thomas, 1983.....6
4. Seth Pietsch, 2002.....6
5. Aaron Mathews, 2004.....6
6. Shea McFeely, 2006.....6
7. Twink Pederson, 1956.....5
8. Lute Barnes, 1968.....5
9. Dave Backen, 1980.....5
10. David Anderson, 1992.....5
11. Mitch Canham, 2006.....5
12. Cole Gillespie, 2006.....5



Scott Christman

Home runs

1. Jim Wilson, 1982.....21
2. Al Hunsinger, 1981.....15
3. Bob McNair, 1980.....14
4. Al Hunsinger, 1980.....13
5. Joe Gerber, 1999.....13
6. Cole Gillespie, 2006.....13
7. Stefen Romero, 2010.....13
8. Steve Smith, 1983.....12
9. David Schmidt, 1996.....12
10. Andy Jarvis, 2001.....12
11. Seth Pietsch, 2003.....12

Runs batted in

1. Joe Gerber, 2000.....67
2. Jim Wilson, 1982.....62
3. Rob Colley, 1998.....62
4. Mike Lissman, 2007.....61
5. Mitch Canham, 2007.....59
6. Bob McNair, 1980.....59
7. Joe Gerber, 1999.....57
8. Cole Gillespie, 2006.....57
9. Darwin Barney, 2007.....56
10. Andy Jenkins, 2005.....56
11. Bill Rowe, 2006.....56

Walks

1. Rich Dodge, 1977.....48
2. Ben Johnson, 1989.....47
3. Cole Gillespie, 2006.....46
4. Jeff Doyle, 1976.....45
5. Darwin Barney, 2006.....43
6. Lance Rice, 1988.....42
7. John Wallace, 2009.....41
8. Ben Bertrand, 1998.....41
9. Adalberto Santos, 2009.....40
10. Ken Bowen, 1986.....40
11. Dave Brundage, 1986.....40
12. Troy Haugen, 1989.....40
13. Joe Gerber, 2000.....40
14. Shea McFeely, 2004.....40

Total bases

1. Cole Gillespie, 2006.....163
2. Jacoby Ellsbury, 2005.....142
3. Seth Pietsch, 2003.....133
4. Joe Gerber, 1999.....128
5. Jim Wilson, 1982.....126
6. Bill Rowe, 2006.....126
7. Adalberto Santos, 2010.....126
8. Brian Barden, 2002.....125
9. Bob McNair, 1980.....124
10. Darwin Barney, 2007.....123
11. Seth Pietsch, 2002.....123
12. Aaron Mathews, 2004.....123

Slugging percentage

(minimum 120 at-bats)

1. Jim Wilson, 1982.....829
2. Al Hunsinger, 1981.....717
3. Joe Gerber, 1998.....713
4. Cole Gillespie, 2006.....685
5. Joe Gerber, 1999.....670
6. Ken Bowen, 1987.....667
7. Bob McNair, 1980.....660
8. Ben Bertrand, 1997.....647
9. Chris Wakeland, 1996.....643
10. Chris Newman, 1983.....628

Stolen bases

1. Dave Brundage, 1986.....29
2. Jeff Brauning, 1989.....28
3. Kim Bradshaw, 1957.....26
4. Jeff Doyle, 1977.....26
5. Jacoby Ellsbury, 2005.....26
6. Steve Lyons, 1980.....25
7. Jeff Doyle, 1976.....24
8. Scott Hardin, 1994.....23
9. Todd Thomas, 1983.....21
10. Tyler Graham, 2005.....21

Wins

1. Scott Christman, 1993.....14 (14-1)
2. Dallas Buck, 2006.....13 (13-4)
3. Jonah Nickerson, 2006.....13 (13-3)
4. Mike Stutes, 2007.....12 (12-4)
5. Dallas Buck, 2005.....12 (12-1)
6. Cecil Ira, 1962.....11 (11-3)
7. Jeff Reece, 1983.....11 (11-3)
8. Mason Smith, 1994.....11 (11-3)
9. Andrew Checketts, 1998.....11 (11-1)
10. Scott Nicholson, 2001.....11 (11-2)
11. Jake Postlewait, 2004.....11 (11-3)
12. Anton Maxwell, 2005.....11 (11-1)

Winning percentage

(minimum 4 wins)

1. Mark Newell, 1997.....1.000 (8-0)
2. Bill Oerding, 1960.....1.000 (7-0)
3. Jerry Johnson, 1970.....1.000 (7-0)
4. Steve Clark, 1962.....1.000 (6-0)
5. Jason Bronson, 1997.....1.000 (6-0)
6. Tom Hobbs, 1964.....1.000 (5-0)
7. Many players.....1.000 (4-0)

Saves

1. Kevin Gunderson, 2006.....20
2. Kevin Gunderson, 2005.....14
3. Eddie Kunz, 2007.....12
4. Kevin Rhoderick, 2008.....12
5. Kevin Rhoderick, 2009.....9
6. Jared Sanders, 2002.....9
7. Mike Boire, 1997.....8
8. Dallas Buck, 2004.....6
9. Jim Grove, 1982.....5
10. Stephen Copeland, 2001.....5
11. Nate Fogle, 2005.....5

Earned run average

(minimum 40 innings pitched)

1. Bill Oerding, 1960.....1.07
2. Cecil Ira, 1962.....1.23
3. Ken Noble, 1976.....1.26
4. Steve Clark, 1964.....1.46
5. Jack Humphrey, 1967.....1.53
6. Scott Anderson, 1984.....1.66
7. Lou Tanselli, 1979.....1.75
8. John Sipple, 1988.....1.82
9. Denny Tower, 1967.....1.82
10. Scott Anderson, 1976.....1.90

Strikeouts

1. Jonah Nickerson, 2006.....131
2. Mike Stutes, 2007.....129
3. Ken Forsch, 1968.....121
4. Scott Christman, 1993.....119
5. Dallas Buck, 2005.....118
6. Mason Smith, 1994.....115
7. Jonah Nickerson, 2005.....114
8. Chris Pine, 1998.....104
9. Jeff Reece, 1983.....100
10. Scott Anderson, 1984.....98
11. Scott Christman, 1992.....98

Innings pitched

1. Jonah Nickerson, 2006.....136.2
2. Mike Stutes, 2007.....132.2
3. Scott Nicholson, 2001.....130.2
4. Joe Paterson, 2007.....129.2
5. Dallas Buck, 2005.....129.0
6. Dallas Buck, 2006.....128.1
7. Thad Johnson, 2001.....122.2
8. Mason Smith, 1994.....120.2
9. Cecil Ira, 1962.....116.2
10. Mike Thurman, 1994.....114.2

Complete games

1. Cecil Ira, 1962.....12
2. Scott Anderson, 1984.....11
3. Cecil Ira, 1963.....11
4. Mason Smith, 1994.....10
5. Mike Thurman, 1994.....10
6. Scott Nicholson, 2001.....10
7. Scott Christman, 1993.....9
8. Ken Noble, 1976.....9
9. Rod Scheckla, 1988.....9
10. Norb Wellman, 1953.....8
11. Steve Clark, 1964.....8

Shutouts

1. Cecil Ira, 1963.....5
2. John Sipple, 1988.....4
3. Scott Christman, 1993.....4
4. Bill Oerding, 1960.....3
5. Cecil Ira, 1962.....3
6. Ken Noble, 1976.....3
7. Jeff Otis, 1987.....3
8. Scott Nicholson, 2001.....3
9. Many players.....2

2011 OREGON STATE BASEBALL

OREGON STATE PAC-10 SINGLE-SEASON LEADERS

Individual Season Leaders

Batting Average

Year	Player	Average
1949	Frank Roelandt	North .508
1955	Jay Dean	North .545
2005	Jacoby Ellsbury	Overall .406

Runs

Year	Player	Runs
2006	Cole Gillespie	Overall 83

Hits

Year	Player	Hits
1986	Dave Brundage	North 74
1996	Ryan McDonald	North 71

Runs Batted In

Year	Player	RBI
1981	Al Hunsinger	North 54
1982	Jim Wilson	North 62

Doubles

Year	Player	Doubles
1989	Jeff Brauning	North 18
1996	Chris Wakeland	North 17
2002	Seth Pietsch	Overall 22

Triples

Year	Player	Triples
1992	David Anderson	North 5
1997	Abino Vazquez	North 7

Home Runs

Year	Player	Home Runs
1981	Al Hunsinger	North 15
1982	Jim Wilson	North 21
1993	Jim Champion	North 10
1996	David Schmidt	North 12

Stolen Bases

Year	Player	Stolen Bases
1981	Todd Thomas	North 17
1986	Dave Brundage	North 29
1989	Jeff Brauning	North 28

Walks

Year	Player	Walks
1982	Mickey Riley	North 36
2006	Cole Gillespie	Overall 46

Earned Run Average

Year	Player	ERA
1978	Pat Berry	North 2.25
1987	Jeff Otis	North 2.88
1988	John Sipple	North 1.82
1990	Jeff Post	North 1.96
1993	Scott Christman	North 2.20
1994	Mason Smith	North 2.40
1996	Chris Pine	North 2.77
1997	Mark Newell	North 2.12
1998	Andrew Checketts	North 3.77
2005	Dallas Buck	Overall 2.09

Wins

Year	Player	Wins
1980	Kyle Dunning	North 8
1983	Jeff Reece	North 11
1985	John Sipple	North 10
1987	Jeff Otis	North 9
1993	Scott Christman	North 14
1994	Mason Smith	North 11
1996	Eric Lovinger	North 9
1998	Andrew Checketts	North 11

2005	Dallas Buck	Overall	12
2006	Dallas Buck	Overall	13
	Jonah Nickerson	Overall	13

Saves

Year	Player	Saves
1979	Bob Flynn	North 3
1981	Jim Grove	North 3
1997	Mike Boire	North 8
2002	Jared Sanders	Overall 9
2005	Kevin Gunderson	Overall 14
2006	Kevin Gunderson	Overall 20

Complete Games

Year	Player	Complete Games
1983	Jeff Reece	North 7
1984	Scott Anderson	North 11
1988	Rod Scheckla	North 9
1989	Jeff Otis	North 7
1993	Scott Christman	North 7
1994	Mike Thurman	North 10
	Mason Smith	North 10
1996	Eric Lovinger	North 5
1997	Mark Newell	North 3
	Andrew Checketts	North 3
1998	Andrew Checketts	North 6
2001	Scott Nicholson	North 10

Innings Pitched

Year	Player	Innings Pitched
1982	Mike Gorman	North 92.0
1983	Jeff Reece	North 107.1
1984	Scott Anderson	North 108.1
1993	Scott Christman	North 110.2
1994	Mason Smith	North 120.2
1998	Andrew Checketts	North 86.0
2005	Dallas Buck	Overall 129.0
2006	Jonah Nickerson	Overall 136.2

Strikeouts

Year	Player	Strikeouts
1980	Mike Gorman	North 62
1982	Mike Gorman	North 84
1983	Jeff Reece	North 100
1984	Scott Anderson	North 98
1986	Dave Brundage	North 90
1989	Ken Nielson	North 94
1992	Scott Christman	North 98
1993	Scott Christman	North 119
1994	Mason Smith	North 115
1998	Chris Pine	North 104

Team Season Leaders

Batting Average

Year	Division/Overall	Average
1993	North	.311
1996	North	.306

Runs

Year	Division/Overall	Runs
2006	Overall	463

Hits

Year	Division/Overall	Hits
2006	Overall	684

Runs Batted In

Year	Division/Overall	Runs Batted In
2006	Overall	412

Doubles

Year	Division/Overall	Doubles
2006	Overall	125

Triples

Year	Division/Overall	Triples
2002	Overall	27

Home Runs

Year	Division/Overall	Home Runs
1982	North	40
1995	North	42

Stolen Bases

Year	Division/Overall	Stolen Bases
1980	North	98
1986	North	101

Walks

Year	Division/Overall	Walks
1980	North	286
1986	North	316
1997	North	293
1998	North	337
2006	Overall	315
2007	Overall	328

Earned Run Average

Year	Division/Overall	ERA
1980	North	3.30
1986	North	3.51
1991	North	4.02
1994	North	3.37
1996	North	3.93
1997	North	4.10
2005	Overall	3.06
2006	Overall	3.41
2007	Overall	3.48

Wins

Year	Division/Overall	Wins
1986	North	39
1996	North	32
2005	Overall	46
2006	Overall	50

Saves

Year	Division/Overall	Saves
1978	North	7
1979	North	7
1980	North	9
1985	North	9
1997	North	11
2005	Overall	21
2006	Overall	21
2007	Overall	20

Complete Games

Year	Division/Overall	Complete Games
1980	North	19
1991	North	17
1994	North	24
1996	North	10
1997	North	7
1998	North	8
2000	Overall	13
2001	Overall	17

Innings Pitched

Year	Division/Overall	Innings Pitched
2006	Overall	585.1
2007	Overall	600.2

Strikeouts

Year	Division/Overall	Strikeouts
1986	North	339

2011 OREGON STATE BASEBALL

YEARLY LEADERS

Year	Batting Average		At Bats		Hits		Runs	
	Player	Avg.	Player	AB	Player	Hits	Player	Runs
1967	Darryl Summerfield	.304	Lute Barnes	143	Darryl Summerfield	42		
1968	Lute Barnes	.340	Lute Barnes	147	Lute Barnes	50		
1969	Bob Beall	.313	Paul Doupe	138	Bob Beall	42	Bob Beall	27
1970	Mike Naylor	.218	Curt Daniels	108	Dave Wiggins	32	Bob Beall	24
1971	Dan Cunningham	.405	Dave Hummel	139	Dan Cunningham	53	Dan Cunningham	27
1972	Dan Cunningham	.323	Mel Cuckovich	134	Dan Cunningham	43	Mel Cuckovich/Doug Miller	20
1973	Dan Cunningham	.336	Ken Bailey	138	Dan Cunningham/Ken Bailey	44	Mel Cuckovich	24
1974	Rich Dodge	.309	Ramon Gonzalez	145	Rich Dodge	42	Rich Dodge	29
1975	Tom Simas	.371	Ramon Gonzalez	158	Tom Simas	53	Gonzalez/Simas/Wilkins	33
1976	Pete Rowe	.338	Jeff Doyle/Rob Drahn	171	Pete Rowe	53	Jeff Doyle	44
1977	Jeff Doyle	.350	Jeff Doyle	183	Jeff Doyle	64	Jeff Doyle	49
1978	Jerry Miller	.364	Jerry Miller	187	Jerry Miller	68	Jerry Miller	36
1979	Jerry Yung	.302	Bob McNair	146	Dave Backen/Jerry Yung	38	Dave Backen	24
1980	Bob McNair	.356	Bob McNair	188	Bob McNair	67	Steve Lyons	45
1981	Al Hunsinger	.346	Al Hunsinger	159	Al Hunsinger	55	Al Hunsinger	49
1982	Mickey Riley	.374	Mickey Riley	163	Mickey Riley	61	Jim Wilson	49
1983	Todd Thomas	.368	Todd Thomas	185	Todd Thomas	68	Todd Thomas	48
1984	Bryan Ganter	.307	Chris Newman	137	Bryan Ganter	39	Bryan Ganter	25
1985	David Brundage	.370	Ken Bowen	193	David Brundage	67	Gary Hamilton	44
1986	David Brundage	.366	David Brundage	202	David Brundage	74	David Brundage	55
1987	Randy Duke	.423	Ken Bowen	171	Ken Bowen	69	Ken Bowen	50
1988	Jeff Brauning	.341	Jeff Brauning	176	Jeff Brauning	60	Jeff Brauning	49
1989	Ben Johnson	.342	Jeff Brauning	206	Jeff Brauning	70	Jeff Brauning/Scott Sanders	41
1990	R.A. Neitzel	.355	R.A. Neitzel	211	R.A. Neitzel	75	R.A. Neitzel	49
1991	Kevin Hooker	.328	Paul Sanders	168	Aaron Anderson	49	Dave Schoppe	36
1992	Jason Akina	.333	David Anderson	193	David Anderson	60	David Anderson	46
1993	A.J. Marquadt	.376	A.J. Marquadt	194	A.J. Marquadt	73	Jim Champion	42
1994	A.J. Marquadt	.367	Scott Hardin	205	Todd Black	60	Scott Hardin	38
1995	David Schmidt	.320	Scott Hardin	198	Scott Hardin/Pat Meiwes	53	Scott Hardin/Kevin Hooker	39
1996	Chris Wakeland	.368	Ryan McDonald	201	Ryan McDonald	71	Chris Wakeland	51
1997	Jason Stranberg	.397	Ryan Lipe	200	Ryan Lipe/Jason Stranberg	69	Jason Stranberg	67
1998	Joe Gerber	.377	Ben Bertrand	190	Ben Bertrand	67	Ben Bertrand	49
1999	Joe Gerber	.387	Troy Schader	211	Joe Gerber	74	Corrie Wilkie	46
2000	Drew Hedges	.371	Joe Gerber	210	Joe Gerber	74	Brian Barden	50
2001	Chris Biles	.395	Brian Barden	226	Brian Barden	83	Brian Barden	51
2002	Brian Barden	.349	Brian Barden	232	Brian Barden	81	Seth Pietsch	51
2003	Tony Calderon	.362	Seth Pietsch	224	Seth Pietsch	78	Jacoby Ellsbury	56
2004	Jacoby Ellsbury	.352	Aaron Matthews	227	Aaron Matthews	74	Jacoby Ellsbury	56
2005	Jacoby Ellsbury	.406	Jacoby Ellsbury	244	Jacoby Ellsbury	99	Jacoby Ellsbury	56
2006	Cole Gillespie	.374	Darwin Barney	261	Cole Gillespie	89	Cole Gillespie	83
2007	Mitch Canham	.326	Darwin Barney	278	Darwin Barney	84	Chris Hopkins	57
2008	Ryan Ortiz	.351	Jason Ogata	206	Ryan Ortiz	66	Daniel Robertson	44
2009	Ryan Ortiz	.352	Stefen Romero	223	Ryan Ortiz	76	Ryan Ortiz	55
2010	Adalberto Santos	.336	Adalberto Santos	217	Adalberto Santos	73	Adalberto Santos	48

Year	Doubles		Triples		Home Runs		Runs Batted In	
	Player	2B	Player	3B	Player	HR	Player	RBI
1967	Daryl Summerfield	8	Steve Crow/Darryl Summerfield	3	Bill Bonser/Steve Renne	5	Tom Jones	25
1968	Larry Rich/Darryl Summerfield	6	Lute Barnes	5	Darryl Summerfield	6	Tom Jones	23
1969	Bob Beall	9	Tom Shoup	4	Bob Beall	3	Bob Beall	22
1970	Dave Wiggins	7	Bob Beall/Jim Beall/Mike Keck	3	Bob Beall	4	Bob Beall	16
1971	Doug Miller	8	Mike Naylor	4	Mel Cuckovich/Dan Cunningham	2	Dave Hummel	23
1972	Dan Cunningham	7	5 Tied	2	Bruce Jackson/Doug Miller	2	Doug Miller	18
1973	Dan Cunningham	9	Larry Buehler/Dan Cunningham	2	Bruce Jackson	4	Bruce Jackson	25
1974	Rob Drahn/Bruce Jackson	7	R. Dodge/B. Martinez/R. Plante	2	Bill Martinez	4	Bill Martinez	24
1975	Rob Drahn/Tom Simas	8	Ramon Gonzalez	2	Bill Martinez	4	Bill Martinez	35
1976	Pete Rowe	12	Jeff Doyle	3	Steve Wilkins	6	Rob Drahn	40
1977	Jeff Doyle	12	Jeff Doyle	6	Rich Dodge	7	Pete Rowe	44
1978	Bob McNair	15	Jeff Boyd/Steve Rudolph	2	Bob McNair	10	Bob McNair	46
1979	Dave Gassaway	9	Bob McNair	4	D. Gassaway/S. Lyons/B. McNair	3	Steve Lyons	34
1980	Bob McNair	11	Dave Backen	5	Bob McNair	14	Bob McNair	59
1981	Mickey Riley	12	Todd Thomas	3	Al Hunsinger	15	Al Hunsinger	54
1982	Jim Wilson	10	Todd Thomas	4	Jim Wilson	21	Jim Wilson	62
1983	Mike Strutton/Todd Thomas	7	Todd Thomas	6	Steve Smith	12	Chris Newman/Steve Smith	37
1984	Chris Newman	8	Randy Duke	3	Chris Newman	5	Lindsey Johnson	21
1985	Ken Bowen/Quinn Williams	14	David Brundage	3	Gary Hamilton/Mel Mallinak	7	Ken Bowen	44
1986	David Brundage/Tim Lambert	12	D. Brundage/B. Ganter/T. Lambert	3	David Brundage	8	Keith Krafve	46
1987	Ken Bowen/Randy Duke	16	Randy Duke/Troy Haugen	2	Ken Bowen/Bryan Ganter	9	Ken Bowen	51

2011 OREGON STATE BASEBALL

YEARLY LEADERS

Year	Doubles		Triples		Home Runs		Runs Batted In	
	Player	2B	Player	3B	Player	HR	Player	RBI
1988	Jeff Brauning	13	Troy Haugen	3	Jeff Brauning	6	Lance Rice	47
1989	Jeff Brauning	18	Scott Sanders	4	Haugen/Sanders/Schoppe	3	Jeff Brauning/Brent Hahn	38
1990	Paul Sanders	15	Dave Schoppe	4	Larry Vladic	7	Larry Vladic	38
1991	Paul Sanders	11	Stacey Ayers/Dave Schoppe	3	Dave Schoppe	5	Aaron Anderson	37
1992	David Anderson	15	David Anderson	5	David Anderson	4	Jamie Burke	36
1993	A.J. Marquadt	19	Brent Watts	4	Jim Champion	10	A.J. Marquadt	40
1994	Marc Malloy/Brent Watts	17	Todd Black/Jim Champion	4	Marc Malloy	7	Marc Malloy	39
1995	Kevin Hooker/Pat Meiwes	12	Chris Wakeland	3	David Schmidt	8	Pat Meiwes	39
1996	Chris Wakeland	17	Chris Wakeland	3	David Schmidt	12	Chris Wakeland	49
1997	Mike Leone/Abino Vazquez	11	Abino Vazquez	7	Ben Bertrand	10	Ryan Lipe	54
1998	Ben Bertrand	14	Ben Bertrand/Rob Colley	2	Joe Gerber	11	Rob Colley	62
1999	Troy Schader	18	Eric Stark	3	Joe Gerber	13	Joe Gerber	57
2000	Joe Gerber	19	Drew Hedges	3	Zach Gordon	11	Joe Gerber	67
2001	Josh Carter	18	Eric Stark	4	Andy Jarvis	12	Brain Barden	55
2002	Seth Pietsch	24	Seth Pietsch	6	Andy Jarvis	11	Brian Barden	50
2003	Tony Calderon	24	Seth Pietsch	4	Seth Pietsch	12	Andy Jarvis	49
2004	Shea McFeely	14	Aaron Matthews	6	Mike Lissman/Aaron Matthews	8	Aaron Matthews	49
2005	Jacoby Ellsbury	19	Jacoby Ellsbury	3	Mitch Canham	8	Andy Jenkins	56
2006	Cole Gillespie	25	Shea McFeely	6	Cole Gillespie	13	Cole Gillespie	57
2007	Darwin Barney	20	John Wallace/Chris Hopkins	3	Canham/Lissman/Lennerton	10	Mike Lissman	61
2008	Ryan Ortiz	16	Lonnie Lechelt	4	Jordan Lennerton	6	Ryan Ortiz	55
2009	Stefen Romero	18	Joey Wong/Stefen Romero	3	Ryan Ortiz/Stefen Romero	5	Stefen Romero	51
2010	Santos/Folsom	15	Adalberto Santos	4	Stefen Romero	13	Stefen Romero	41

Year	Walks		Total Bases		Slugging Percentage		Stolen Bases	
	Player	BB	Player	TB	Player	Slg.	Player	SB
1967			Darryl Summerfield	62	Darryl Summerfield	.449	Lute Barnes/Bob Kaiser	7
1968			Lute Barnes	63	Lute Barnes	.429	Lute Barnes	16
1969	Bob Beall	39	Bob Beall	64	Bob Beall	.478	Bob Beall	11
1970	Bob Beall	34	Dave Wiggins	46	Dave Wiggins	.474	Bob Beall	7
1971	Doug Miller	24	Dan Cunningham	66	Dan Cunningham	.503	Doug Miller	7
1972	Doug Miller	26	Dan Cunningham	52	Dan Cunningham	.391	Mel Cuckovich	6
1973	Ty Gorton	24	Dan Cunningham	57	Dan Cunningham	.435	Ken Bailey	10
1974	Rich Dodge	17	Bill Martinez	60	Bill Martinez	.420	Rich Dodge	10
1975	Steve Wikins	21	Ramon Gonzalez	65	Tom Simas	.447	Ramon Gonzalez	11
1976	Jeff Doyle	45	Pete Rowe	79	Pete Rowe	.503	Jeff Doyle	24
1977	Rich Dodge	48	Jeff Doyle	103	Jeff Doyle	.563	Jeff Doyle	26
1978	Rich Harper	29	Bob McNair	102	Bob McNair	.586	Jerry Miller/Steve Rudolph	6
1979	Steve Lyons	30	Bob McNair	53	Dave Backen	.386	Bob Webster	10
1980	Steve Lyons	36	Bob McNair	124	Bob McNair	.660	Steve Lyons	25
1981	Al Hunsinger	35	Al Hunsinger	114	Al Hunsinger	.717	Todd Thomas	17
1982	Mickey Riley	36	Jim Wilson	126	Jim Wilson	.829	Mickey Riley	19
1983	Mickey Riley	35	Steve Smith	97	Chris Newman	.628	Todd Thomas	21
1984	Fasel/Newman/Syverson	21	Chris Newman	63	Chris Newman	.460	Mike Strutton	14
1985	Ken Bowen/Quinn Williams	35	David Brundage	95	David Brundage	.525	Quinn Williams	13
1986	Ken Bowen/David Brundage	40	David Brundage	116	David Brundage	.574	David Brundage	29
1987	Ken Bowen	34	Ken Bowen	114	Ken Bowen	.667	Bryan Ganter	16
1988	Lance Rice	42	Jeff Brauning	93	Jeff Brauning	.528	Scott Sanders	14
1989	Ben Johnson	47	Jeff Brauning	97	Scott Sanders	.481	Jeff Brauning	28
1990	Paul Sanders	29	R.A. Neitzel	102	Larry Vladic	.500	R.A. Neitzel	20
1991	Dave Schoppe	30	Dave Schoppe	78	Dave Schoppe	.494	David Anderson	13
1992	Jason Akina	34	David Anderson	97	David Anderson	.503	David Anderson	19
1993	Jamie Burke	31	A.J. Marquadt	116	A.J. Marquadt	.598	Jon Yonemitsu	15
1994	Todd Black	28	Marc Malloy	95	A.J. Marquadt	.547	Scott Hardin	23
1995	Kevin Hooker	32	Pat Meiwes	86	David Schmidt	.547	Scott Hardin	12
1996	David Schmidt	30	Chris Wakeland	117	Chris Wakeland	.643	Ryan Hlits/Ryan McDonald	7
1997	Jason Stranberg	39	Ben Bertrand	110	Ben Bertrand	.647	Jason Stranberg	16
1998	Ben Bertrand	41	Ben Bertrand	115	Joe Gerber	.713	Jason Stranberg	16
1999	Drew Hedges	33	Joe Gerber	128	Joe Gerber	.670	Bryan Ingram/Eric Stark	6
2000	Joe Gerber	40	Joe Gerber	120	Drew Hedges	.600	Eric Stark	11
2001	Eric Stark	32	Brian Barden	122	Chris Biles	.605	Eric Stark	10
2002	Will Hudson	34	Brian Barden	125	Seth Pietsch	.605	Aaron Matthews	10
2003	Chris Kunda	32	Seth Pietsch	133	Seth Pietsch	.594	Jacoby Ellsbury	14
2004	Shea McFeely	40	Aaron Matthews	123	Mike Lissman	.568	Jacoby Ellsbury	20
2005	Jacoby Ellsbury	36	Jacoby Ellsbury	142	Jacoby Ellsbury	.582	Jacoby Ellsbury	26
2006	Cole Gillespie	46	Cole Gillespie	163	Cole Gillespie	.685	Darwin Barney	16
2007	Mitch Canham	39	Darwin Barney	123	Jordan Lennerton	.539	Chris Hopkins	17
2008	Ryan Ortiz	29	Ryan Ortiz	99	Lonnie Lechelt	.530	John Wallace	9

2011 OREGON STATE BASEBALL

YEARLY LEADERS

Year	Walks		Total Bases		Slugging Percentage		Stolen Bases	
	Player	BB	Player	TB	Player	Slg.	Player	SB
2009	John Wallace	41	Ryan Ortiz	110	Ryan Ortiz	.509	Adalberto Santos	15
2010	Adalberto Santos	36	Adalberto Santos	126	Stefen Romero	.603	Adalberto Santos	20

Year	Wins		Winning Percentage		Saves		Earned Run Average	
	Player	W	Player	Win Pct.	Player	SV	Player	ERA
1967	Jack Humphrey	7-2	Jack Humphrey	.778 (7-2)			Jack Humphrey	1.53
1968	Ken Forsch	8-3	Ken Forsch	.727 (8-3)			Ken Forsch	1.92
1969	Tony Perry	5-4	Tony Perry	.556 (5-4)			Greg Lebeck	2.67
1970	Jerry Johnson	7-0	Jerry Johnson	1.000 (7-0)			Jerry Johnson	1.91
1971	Greg Lebeck	4-2	Greg Lebeck	.667 (4-2)			Greg Lebeck	2.88
1972	Jurgenson/Swedberg	3-5/3-0	Steve Swedberg	1.000 (3-0)			Greg Jurgenson	3.01
1973	Gail Meier	4-1	Gail Meier	.800 (4-1)			Joel McCowan	2.88
1974	Greg Jurgenson	5-3	Greg Jurgenson	.625 (5-3)			Greg Jurgenson	2.41
1975	Ken Noble	6-2	Ken Noble	.750 (6-2)			Tom Chamberlain	2.62
1976	Ken Noble	9-4	Tom Chamberlain	.833 (5-1)	Scott Anderson/Pat Barry	1	Ken Noble	1.26
1977	Anderson/Noble	9-2/9-6	Scott Anderson	.818 (9-2)	Mike Paul	3	Pat Barry	2.11
1978	Ken Noble	6-5	Eric Sallee	.833 (5-1)	Pat Barry/Bruce Plato	1	Pat Barry/Bob Flynn	2.25
1979	Bob Flynn/Mark Niles	6-5	Bob Flynn/Mark Niles	.545 (6-5)	Bob Flynn	3	Lou Tanselli	1.75
1980	Kyle Dunning	8-2	Kyle Dunning	.800 (8-2)	Kyle Dunning/Ken West	2	John Collins	2.50
1981	Mike Gorman	8-3	John Collins	.778 (7-2)	Jim Grove	3	John Collins	3.53
1982	Mike Gorman	9-2	Mike Gorman	.818 (9-2)	Jim Grove	5	Mike Gorman	2.93
1983	Jeff Reece	11-3	Jeff Reece	.786 (11-3)	4 Tied	1	Jeff Reece	3.10
1984	Scott Anderson	8-6	Jeff Rushing	.857 (6-1)	Ron Daulton	3	Scott Anderson	1.66
1985	John Sipple	10-2	Ron Daulton	1.000 (4-0)	4 Tied	2	Chris Payne	3.78
1986	Brundage/Sipple	8-4/8-3	Jeff Otis	1.000 (4-0)	Tim Lambert	4	Bryce Hulstrom	2.51
1987	Jeff Otis	9-4	Rod Scheckla	.727 (8-3)	Tim Lambert/Mark Shaffer	1	Jeff Otis	2.88
1988	Rod Scheckla	10-6	John Sipple	.667 (6-3)	Lance Rice	3	John Sipple	1.82
1989	Kent Nielson/Jeff Otis	7-5	Lance Donaly	.800 (4-1)	Dave Schoppe	3	Jeff Otis	3.22
1990	Jeff Post	10-4	Craig McCarthy	.800 (4-1)	Jeff Post	4	Jeff Post	1.96
1991	Jeff Post	7-1	Jeff Post	.875 (7-1)	Scott Christman/Dave Schoppe	1	Mason Smith	3.17
1992	Jeff Post	8-8	Scott Christman	.545 (6-5)	Scott Christman	3	Scott Christman	3.50
1993	Scott Christman	14-1	Scott Christman	.933 (14-1)	Scott Morrison	1	Scott Christman	2.20
1994	Mason Smith	11-3	Mason Smith	.786 (11-3)	Eric Lovinger	4	Mason Smith	2.39
1995	Kevin Hooker	7-2	Kevin Hooker	.778 (7-2)	Brian Masewicz	3	Eric Lovinger	4.12
1996	Eric Lovinger	9-2	Eric Lovinger	.818 (9-2)	Mark Newell	3	Chris Pine	2.77
1997	Mark Newell	8-0	Mark Newell	1.000 (8-0)	Mike Boire	8	Mark Newell	2.12
1998	Andrew Checketts	11-1	Andrew Checketts	.917 (11-1)	Matt Ballie	3	Andrew Checketts	3.77
1999	B.R. Cook	6-9	B.R. Cook	.400 (6-9)	Travis Rainwater	2	B.R. Cook	5.44
2000	Scott Nicholson	8-7	Mark Newell	.545 (6-5)	Nick Renault	2	Scott Nicholson	4.72
2001	Scott Nicholson	11-2	Scott Nicholson	.846 (11-2)	Stephen Copeland	5	Scott Nicholson	3.58
2002	Ben Rowe	7-5	Ty Kline	.857 (6-1)	Jared Sanders	9	Ty Kline	3.68
2003	Jake Postlewait	5-1	Jake Postlewait	.833 (5-1)	Andy Baldwin	4	Jake Postlewait	3.43
2004	Jake Postlewait	11-3	Jake Postlewait	.786 (11-3)	Dallas Buck	6	Kevin Gunderson	2.90
2005	Dallas Buck	12-1	Dallas Buck	.923 (12-1)	Kevin Gunderson	14	Dallas Buck	2.09
2006	Buck/Nickerson	13-3/13-4	Eddie Kunz	.833 (5-1)	Kevin Gunderson	20	Jonah Nickerson	2.24
2007	Mike Stutes	12-4	Daniel Turpen	.909 (10-1)	Eddie Kunz	12	Eddie Kunz	2.91
2008	Grbavac/Stutes/Reyes	4	Mark Grbavac	.800 (4-1)	Kevin Rhoderick	12	Greg Peavey	4.96
2009	Sam Gaviglio	10-1	Sam Gaviglio	.909 (10-1)	Kevin Rhoderick	9	Sam Gaviglio	2.73
2010	Matt Boyd	7-1	Matt Boyd	.875 (7-1)	Kevin Rhoderick	4	Matt Boyd	1.90

Year	Strikeouts		Innings Pitched		Complete Games		Shutouts	
	Player	SO	Player	IP	Player	CG	Player	SHO
1967	Ken Forsch	63	Ken Forsch	59.1	Jack Humphrey	3	Jack Humphrey	2
1968	Ken Forsch	121	Ken Forsch	98.0	Ken Forsch	4	Ken Forsch	1
1969	Tony Perry	79	Tony Perry	82.2	Greg Lebeck/Tony Perry	3	None	
1970	Jerry Johnson	54	Jerry Johnson	61.1	Mike Keck	3	Bob Beall/Jerry Johnson	1
1971	Wayne Burns	33	Bob Martin	56.0	Keith Gentz	3	Wayne Burns	1
1972	Greg Jurgenson	50	Greg Jurgenson	74.2	Burns/Jurgenson/Myrhe	1	None	
1973	Gail Meier	47	Gail Meier	73.0	Greg Jurgenson	4	None	
1974	Greg Jurgenson	40	Greg Jurgenson	67.1	Greg Jurgenson	7	Greg Jurgenson	1
1975	T. Chamberlain/K. Noble	48	Ken Noble	72.0	Gail Meier/Ken Noble	4	Gail Meier/Charlie Schlottman	1
1976	Gail Meier	69	Ken Noble	99.2	Ken Noble	9	Ken Noble	3
1977	Scott Anderson	76	Ken Noble	95.1	Scott Anderson	6	Ken Noble	1
1978	Eric Sallee	52	Eric Sallee	93.1	Eric Sallee	7	Pat Barry/Bruce Plato	1
1979	Mark Niles	54	Mark Niles	89.1	Mark Niles	7	Bob Flynn/Mark Niles	2
1980	Mike Gorman	62	Kyle Dunning	93.0	Kyle Dunning	6	Dunning/Gorman/Tanselli	1
1981	Jeff Reece	58	John Collins	76.2	John Collins	5	Collins/Dunning/Reece	1
1982	Mike Gorman	84	Mike Gorman	92.0	Mike Gorman	5	None	

2011 OREGON STATE BASEBALL

YEARLY LEADERS/SITUATIONAL BREAKDOWN

Year	Strikeouts		Innings Pitched		Complete Games		Shutouts	
	Player	SO	Player	IP	Player	CG	Player	SHO
1983	Jeff Reece	100	Jeff Reece	107.1	Jeff Reece	7	Jeff Reece	1
1984	Scott Anderson	98	Scott Anderson	108.1	Scott Anderson	11	None	
1985	John Sipple	75	John Sipple	103.2	David Brundage/John Sipple	4	4 Tied	1
1986	Bryce Hulstrom	81	Bryce Hulstrom	96.2	David Brundage	5	Bryce Hulstrom/John Sipple	2
1987	Jeff Otis	70	Jeff Otis	97.0	Jeff Otis	6	Jeff Otis	3
1988	Rod Scheckla	68	Rod Scheckla	104.1	Rod Scheckla	9	John Sipple	4
1989	Kent Nielson	94	Kent Nielson	96.0	Jeff Otis	7	None	
1990	Craig McCarthy	52	Jeff Post	82.2	Jeff Post	4	Jeff Post	2
1991	Jeff Smith	74	Jeff Smith	92.2	Dave Schoppe	5	Jeff Smith	2
1992	Scott Christman	98	Jeff Post	107.2	Scott Christman	5	Jeff Post	2
1993	Scott Christman	119	Scott Christman	110.2	Scott Christman	9	Scott Christman	3
1994	Mason Smith	115	Mason Smith	120.2	Mason Smith/Mike Thurman	10	Mason Smith/Mike Thurman	2
1995	Kevin Hooker	59	Jeremy Beard	91.0	Kevin Hooker	6	Beard/Hooker/Lovinger	1
1996	Andrew Checketts	61	Eric Lovinger	82.1	Eric Lovinger	5	Chris Pine	2
1997	Mark Newell	69	Mark Newell	72.1	Andrew Checketts/Mark Newell	3	None	
1998	Chris Pine	104	Andrew Checketts	86.0	Andrew Checketts	6	Brody Percell	1
1999	B.R. Cook	92	B.R. Cook	101.0	B.R. Cook	4	B.R. Cook	1
2000	Scott Nicholson	83	Scott Nicholson	106.2	Thad Johnson/Scott Nicholson	5	Mark Newell	1
2001	Thad Johnson	87	Scott Nicholson	130.2	Scott Nicholson	10	Scott Nicholson	3
2002	Mark McLemore	48	Stephen Copeland	96.2	Ben Rowe	2	None	
2003	Ben Rowe	45	Ben Rowe	83.2	Ben Rowe	2	None	
2004	Dallas Buck	57	Jake Postlewait	94.1	Jonah Nickerson/Jake Postlewait	1	None	
2005	Dallas Buck	118	Dallas Buck	129.0	Dallas Buck	2	Dallas Buck	1
2006	Jonah Nickerson	131	Jonah Nickerson	136.2	Jonah Nickerson	3	Jonah Nickerson	1
2007	Mike Stutes	129	Mike Stutes	132.2	None		None	
2008	Mike Stutes	81	Mike Stutes	88.0	Mike Stutes	1	None	
2009	Tyler Waldron	70	Tyler Waldron	93.1	Gaviglio/Waldron/Reyes	1	Sam Gaviglio	1
2010	Tanner Robles	75	Greg Peavey	99.0	Greg Peavey	2	Greg Peavey	1

Oregon State By Month/Situation (Since 1982)

Year	January	February	March	April	May	June	Day	Night	Home	Road	Neutral	Overall
1982	--	--	8-5	15-3	6-7	--	26-15	3-0	15-2	14-10	0-3	29-15
1983	--	--	4-5	11-8	12-4	--	27-16	0-1	14-3	13-11	0-3	27-17
1984	--	--	6-9	10-7	6-7	--	21-22	1-1	8-6	7-8	7-9	22-23
1985	--	--	13-3	13-9	8-5	--	31-16	3-1	14-5	10-12	10-0	34-17
1986	--	--	8-7	19-2	12-6	--	36-11	3-4	14-1	14-8	11-6	39-15
1987	--	2-1	8-3	17-5	4-6	--	30-15	1-0	13-4	14-7	4-4	31-15
1988	--	--	10-7	11-8	9-4	--	29-17	1-2	14-5	12-9	4-5	30-19
1989	--	--	5-11	12-8	10-4	--	22-20	5-3	12-5	13-12	2-6	27-23
1982-1989	--	2-1	62-50	108-50	67-43	--	222-156	17-12	104-30	97-78	38-36	239-144
1990	--	0-6	7-6	14-6	9-4	--	30-17	0-5	15-4	11-14	4-4	30-22
1991	--	0-1	7-9	13-7	8-3	--	26-18	2-5	14-3	9-11	5-6	28-20
1992	--	3-3	9-8	7-12	4-7	--	22-30	1-0	10-10	8-16	5-4	23-30
1993	--	2-2	10-6	10-4	10-6	--	30-17	1-1	15-3	11-11	5-4	31-18
1994	--	2-0	12-8	11-6	10-2	--	35-14	0-2	16-4	13-8	6-4	35-16
1995	--	5-0	8-8-1	7-11	6-4	--	24-23-1	1-1	15-5	7-14-1	3-5	25-24-1
1996	--	6-2-1	11-4	9-8	7-2	--	32-16-1	0-0	13-3	11-12-1	8-1	32-16-1
1997	--	7-5-1	9-1	13-5	9-1	--	33-10-1	5-2	16-4	19-7-1	3-1	38-12-1
1998	--	6-3	9-4-1	16-4	4-3	--	35-12-1	0-2	20-4	11-9-1	4-1	35-14-1
1999	--	7-9	3-10	5-8	4-4	--	18-29	1-6	6-9	7-19	6-7	19-35
1990-1999	--	38-31-2	85-54	105-71	71-36	--	285-183-4	11-24	140-49	107-121-4	49-37	296-207-4
2000	--	5-6	10-5	10-8	3-8	--	27-23	1-4	13-10	9-12	6-5	28-27
2001	--	7-5	12-6	9-7	3-6	--	29-18	2-6	18-7	7-14	6-3	31-24
2002	0-1	6-5	11-4	10-5	4-8	--	29-18	2-5	18-9	7-14	6-0	31-23
2003	--	7-6	6-7	6-9	6-6	--	19-20	6-8	9-12	9-10	7-6	25-28
2004	--	8-1	9-6	10-5	4-10	--	27-15	4-7	9-11	14-9	8-2	31-22
2005	--	9-1	12-3	10-4	10-1	5-3	30-10	16-2	26-5	15-4	5-3	46-12
2006	--	6-4	11-4	15-2	7-4	11-2	28-10	22-6	27-4	13-8	10-4	50-16
2007	4-0	7-2	12-3	11-4	4-8	11-1	34-10	15-8	17-7	21-8	11-3	49-18
2008	--	2-2	12-6	6-8	8-8	--	17-19	11-5	14-7	9-14	5-3	28-24
2009	--	3-2	12-4	10-5	12-8	--	22-10	15-9	17-5	8-10	12-4	37-19
2000-2009	4-1	60-34	107-48	97-57	61-67	27-6	262-153	94-60	168-77	112-103	76-33	356-213
2010	--	5-2	11-3	4-10	10-7	1-2	18-14	14-10	21-11	7-11	4-2	32-24

2011 OREGON STATE BASEBALL

YEARLY TEAM STATISTICS

Oregon State Team Year-By-Year Statistics

Year	W-L	PCT	AVG	AB	R	H	2B	3B	HR	RBI	TB	SLG	BB	SB	ERA	SV	SO	IP	CG	SHO
1967	25-13	.658	.270	1154	-	312	43	14	19	143	440	.381	-	40	2.60	-	234	311.2	5	5
1968	23-13	.635	.259	1219	-	315	32	16	16	154	427	.350	-	57	3.76	-	284	316.0	6	3
1969	17-20	.460	.243	1268	164	309	53	13	7	135	409	.323	180	27	3.76	-	258	330.1	8	2
1970	19-15	.559	.247	1079	155	266	44	14	8	132	362	.335	146	33	3.50	-	213	287.2	9	6
1971	18-17	.514	.279	1163	197	324	42	13	4	158	404	.347	174	28	4.22	-	181	298.2	9	2
1972	13-24	.351	.254	1129	150	312	44	16	5	130	403	.357	162	28	4.31	-	225	317.1	3	1
1973	15-20	.431	.253	1180	181	298	39	10	7	143	378	.320	164	34	4.34	-	242	291.0	7	1
1974	16-23	.410	.267	1275	207	340	43	10	12	181	444	.348	151	34	4.11	-	196	319.1	19	1
1975	28-10	.731	.300	1312	275	394	52	7	15	239	505	.385	199	43	3.19	-	218	339.0	16	3
1976	31-15	.674	.272	1502	281	408	63	14	24	240	571	.380	258	75	2.80	2	291	392.0	23	8
1977	31-17	.646	.280	1563	301	438	77	14	20	268	603	.386	259	72	3.05	9	277	406.2	16	4
1978	22-22	.500	.270	1471	255	397	69	9	23	227	553	.376	222	40	3.58	2	206	385.0	17	2
1979	21-25	.457	.255	1280	209	326	54	10	14	185	442	.345	212	60	2.96	7	202	340.0	16	5
1980	33-16	.673	.285	1516	355	432	80	14	40	312	660	.435	286	98	3.30	7	232	400.1	19	5
1981	29-14	.670	.292	1428	321	417	85	12	37	287	637	.446	249	77	4.46	9	228	363.0	13	4
1982	29-15	.659	.286	1390	308	398	64	13	40	267	608	.437	242	63	4.24	7	227	358.1	12	0
1983	27-17	.614	.306	1452	333	444	57	20	35	275	646	.445	248	85	4.67	4	262	366.1	14	4
1984	22-23	.489	.253	1427	210	361	57	12	14	181	484	.339	198	38	4.74	4	281	377.2	19	0
1985	34-17	.667	.307	1645	379	505	98	7	33	341	716	.435	273	51	4.92	10	292	315.0	11	4
1986	39-15	.722	.293	1775	375	520	79	13	32	330	721	.406	316	101	3.51	9	339	459.1	17	4
1987	31-15	.674	.293	1538	354	450	108	8	42	306	700	.455	238	48	4.54	2	237	382.2	11	6
1988	30-19	.612	.293	1612	333	473	80	15	29	304	670	.416	272	61	4.71	8	252	414.2	17	5
1989	27-23	.540	.280	1644	335	461	82	15	15	288	627	.381	297	71	4.63	6	274	415.2	13	0
1990	30-22	.577	.306	1772	329	542	108	16	22	287	748	.422	176	73	4.38	13	312	435.1	8	4
1991	28-20	.583	.272	1542	290	419	61	12	20	249	564	.366	214	53	4.02	2	232	405.2	17	5
1992	23-30	.434	.271	1681	302	455	87	18	24	266	650	.387	251	69	4.85	5	299	451.0	13	2
1993	31-18	.633	.311	1674	365	521	89	19	23	315	717	.428	205	61	4.42	1	362	424.0	22	8
1994	35-16	.686	.272	1649	277	449	82	18	24	231	639	.388	204	71	3.37	7	347	435.0	24	5
1995	25-24	.510	.263	1594	285	419	70	7	43	253	629	.395	200	23	4.42	7	263	407.1	13	3
1996	32-16	.663	.306	1680	381	514	89	10	39	334	740	.440	247	49	3.93	7	288	419.0	10	3
1997	38-12	.755	.327	1780	504	582	92	20	57	455	885	.497	293	46	4.10	11	355	426.0	7	0
1998	35-14	.710	.318	1720	438	547	92	7	60	408	833	.484	337	45	5.20	6	421	426.0	8	3
1999	19-35	.352	.292	1903	353	556	118	5	40	320	804	.422	265	23	7.37	7	343	465.0	6	1
2000	28-27	.509	.310	1891	420	586	111	13	58	383	897	.474	264	39	6.00	3	334	472.2	13	1
2001	31-24	.564	.315	1960	400	618	107	15	53	366	914	.461	193	44	5.85	6	302	480.0	17	4
2002	31-23	.574	.302	1892	382	572	109	27	54	348	897	.474	222	48	5.60	14	252	477.2	2	2
2003	25-28	.472	.305	1885	382	575	123	18	45	330	869	.461	330	49	6.34	13	285	465.1	3	4
2004	31-22	.585	.293	1849	374	541	82	15	48	325	797	.431	270	54	4.67	13	344	466.1	2	2
2005	46-12	.793	.316	2005	422	634	109	11	39	393	882	.440	287	85	3.06	21	463	517.0	4	3
2006	50-16	.758	.302	2264	463	684	125	31	36	412	979	.432	315	79	3.41	21	461	585.1	4	8
2007	49-18	.731	.287	2297	456	659	128	14	46	404	953	.415	328	76	3.48	20	477	600.2	0	0
2008	28-24	.519	.292	1828	352	534	103	15	37	320	778	.426	257	46	5.29	15	397	460.2	1	2
2009	37-19	.660	.278	1870	382	520	88	15	23	344	707	.378	304	53	3.93	13	431	499.1	3	3
2010	32-24	.571	.267	1873	313	500	115	8	44	287	763	.407	233	44	4.19	12	408	505.1	2	4

2011 OREGON STATE BASEBALL

HOME/ROAD/NEUTRAL STATISTICS

Oregon State Home Statistics

Since 1999

Year	W-L	PCT	AVG	AB	R	H	2B	3B	HR	RBI	TB	SLG	BB	SB	ERA	SV	SO	IP	CG	SHO
1999	6-9	.400	.299	535	115	160	33	4	21	105	264	.493	74	2	7.73	2	104	135.0	1	0
2000	13-10	.565	.313	772	181	242	45	5	26	169	375	.486	128	18	5.66	1	151	205.0	6	0
2001	18-7	.720	.321	869	182	279	51	5	28	168	424	.488	81	21	3.60	2	153	225.0	9	3
2002	18-9	.667	.297	893	186	265	50	13	30	168	431	.483	99	19	4.88	9	142	240.0	1	2
2003	9-12	.428	.299	732	130	219	42	9	22	118	345	.471	87	19	5.54	4	118	190.0	2	1
2004	9-11	.450	.288	674	139	194	30	5	23	122	303	.450	97	11	5.87	2	124	178.0	2	1
2005	26-5	.838	.317	1037	229	329	52	5	24	209	463	.446	153	54	3.32	11	244	279.1	3	0
2006	27-4	.870	.312	1045	244	326	56	11	17	221	455	.435	165	44	2.53	11	241	281.0	2	5
2007	17-7	.708	.243	758	129	184	40	5	17	115	285	.376	103	28	2.81	7	179	218.0	0	3
2008	14-7	.667	.285	699	127	199	45	3	12	116	286	.409	117	21	3.74	8	184	195.0	1	1
2009	17-5	.772	.279	714	153	199	37	5	12	140	282	.395	107	21	2.87	4	177	201.0	1	2
2010	21-11	.656	.272	1066	197	290	70	6	29	181	459	.431	147	28	3.65	6	250	298.2	2	2

Oregon State Road Statistics

Since 1999

Year	W-L	PCT	AVG	AB	R	H	2B	3B	HR	RBI	TB	SLG	BB	SB	ERA	SV	SO	IP	CG	SHO
1999	7-19	.269	.296	908	154	269	61	1	15	141	377	.415	123	17	7.84	2	152	214.2	4	0
2000	9-12	.428	.296	753	148	223	40	6	24	134	347	.461	83	12	6.55	1	126	177.1	5	0
2001	7-14	.333	.287	767	144	220	40	5	7	128	291	.379	82	20	8.17	2	107	176.1	6	1
2002	7-14	.333	.291	774	141	225	45	6	20	131	342	.442	99	20	7.19	3	72	182.2	1	0
2003	9-10	.473	.316	683	144	216	51	3	15	129	318	.466	88	14	7.13	4	87	160.1	1	1
2004	14-9	.608	.288	834	163	240	29	4	19	137	334	.400	119	25	4.07	5	148	201.0	0	1
2005	15-4	.789	.316	692	138	219	36	5	13	132	304	.439	96	21	3.31	8	146	168.2	1	1
2006	13-8	.619	.292	758	132	221	39	12	11	116	317	.418	83	17	4.77	5	122	181.0	2	0
2007	21-8	.724	.307	1042	238	320	56	6	19	211	448	.430	167	30	4.37	7	202	257.2	0	2
2008	9-14	.391	.302	862	181	260	49	10	19	165	386	.389	110	16	6.74	3	144	193.2	0	1
2009	8-10	.444	.252	606	97	153	23	5	7	83	207	.342	86	20	4.79	3	127	154.0	1	1
2010	7-11	.388	.254	602	78	153	34	0	12	73	223	.370	63	9	5.21	4	116	153.2	0	1

Oregon State Neutral Statistics

Since 1999

Year	W-L	PCT	AVG	AB	R	H	2B	3B	HR	RBI	TB	SLG	BB	SB	ERA	SV	SO	IP	CG	SHO
1999	6-7	.461	.276	460	84	127	24	0	4	74	163	.354	68	4	6.09	3	87	115.1	1	1
2000	6-5	.545	.331	366	91	121	26	2	8	80	175	.478	53	9	5.68	1	57	90.1	2	1
2001	6-3	.667	.367	324	74	119	16	5	18	70	199	.614	30	3	7.09	2	42	78.2	2	0
2002	6-0	1.000	.364	225	55	82	14	8	4	49	124	.551	24	9	3.44	2	38	55.0	0	0
2003	7-6	.538	.298	470	108	140	30	6	8	83	206	.438	70	16	6.57	5	80	115.0	0	2
2004	8-2	.800	.314	341	72	107	23	6	6	66	160	.469	54	18	3.61	6	72	87.1	0	0
2005	5-3	.625	.312	276	55	86	21	1	2	52	115	.417	38	10	1.43	2	73	69.0	0	2
2006	10-4	.714	.297	461	87	137	30	8	8	75	207	.449	67	18	3.43	5	98	123.1	0	3
2007	11-3	.785	.312	497	89	155	29	3	10	78	220	.443	58	18	2.81	6	96	125.0	0	1
2008	5-3	.625	.281	267	44	75	9	2	6	39	106	.397	30	9	5.62	4	69	72.0	0	0
2009	12-4	.750	.305	550	132	168	28	5	4	121	218	.396	111	12	4.49	6	127	144.1	1	0
2010	4-2	.667	.278	205	38	57	11	2	3	33	81	.395	23	7	4.25	2	42	53.0	0	1

2011 OREGON STATE BASEBALL

THE LAST TIME

Oregon State Player

Offense

Hit two home runs	5/28/10, Adalberto Santos vs. Arizona
Hit three home runs	3/11/01, Andy Jarvis vs. Washington State
Hit grand slam	4/28/09, John Wallace vs. Oregon
Hit inside-the-park home run	4/3/10, Michael Miller vs. USC
Leadoff home run	5/18/10, Adalberto Santos vs. Seattle
Walkoff home run	4/7/07, Jordan Lennerton vs. USC
Pinch-hit home run	5/22/10, Andy Quiring vs. Arizona State
Home run in 3 straight games	4/20-22/07, Mitch Canham vs. UNLV
Home run in 2 straight games	5/11-5/14/10, Stefen Romero vs. San Diego/Wahington
Back-to-back home runs	3/20/10 Carter Bell, Rob Folsom vs. Maine
Back-to-back-to-back home runs	4/11/00 Brian Barden, Curtis Davis, Joe Gerber vs. Portland
Two triples in a game	4/6/10, Adalberto Santos vs. Portland
Three doubles in a game	6/3/06, Cole Gillespie vs. Kansas
Hit for the cycle	6/13/05, Andy Jenkins vs. USC
Five hits in a game	5/31/09, Koa Kahalehoe vs. Texas A&M
Four hits in a game	4/6/10, Rob Folsom vs. Portland
Drove in nine runs	3/2/85, Ken Bowen vs. Chico State
Drove in eight runs	3/31/04, Shea McFeely vs. Portland
Drove in seven runs	2/26/09, Rob Folsom vs. Northern Illinois
Drove in six runs	3/10/08, Drew George vs. San Diego State
Drove in five runs	5/23/08, Logan Boyd vs. Pacific
Scored six runs	3/2/85, Ken Bowen vs. Chico State
Scored five runs	3/5/00, Brian Barden vs. Washington
Scored four runs	2/26/09, Stefen Romero vs. Northern Illinois

Pitching

Threw a no-hitter	1/25/07, Mike Stutes, Josh Keller, Mark Grbavac, Jorge Reyes vs. Hawai'i-Hilo
Threw a one-hitter	4/24/05, Anton Maxwell vs. Washington State
Threw a shutout	2/28/10, Greg Peavey vs. Tennessee
Threw a complete game	4/9/10, Greg Peavey vs. UCLA
Threw back-to-back complete games	5/19-20/06 Dallas Buck, Jonah Nickerson vs. Washington State
Had 14 strikeouts	4/6/01, Thad Johnson vs. California
Had 13 strikeouts	5/29/10, Sam Gaviglio vs. Arizona
Had 12 strikeouts	3/20/10, Tanner Robles vs. Maine
Had 11 strikeouts	3/23/09, Jorge Reyes vs. Hawai'i
Had 10 strikeouts	4/1/10, Greg Peavey vs. USC

Team

Won 10 straight games	2010 (10)
Won 15 straight games	1986 (16)
Extra-Innings victory	5/8/10, OSU 4, Oregon 3 (11)
Extra-Innings loss	4/10/10, UCLA 3, OSU 1 (16)
Was shut out	5/19/08, Long Beach State 10, OSU 0
Was no-hit	3/27/94, Lewis & Clark State 1, OSU 0



Jacoby Ellsbury had a leadoff home run against BYU in 2005



Koa Kahalehoe had five hits against Texas A&M in 2009



Tyler Waldron struck out 10 against Oregon in 2009

2011 OREGON STATE BASEBALL

YEAR-BY-YEAR RECORDS/COACHES RECORDS


Year-By-Year Records

Year	Coach	Overall	League	Place
1907	F.C. McReynolds	5-2	-	-
1908	Joe Fay	11-4	-	Oregon Collegiate Champs
1909	Otto Moore	5-4	-	-
1910	Felder Jones	13-4-1	-	Northwest Collegiate Champs
1911	Frederick Walker	8-7	-	-
1912	E.J. Stewart	5-9	-	-
1913	Jesse Garrett	7-10	4-4	1st tie, Northern Division West
1914	Wilkie Clark	7-9	1-7	3rd, Northern Division West
1915	Roy Goble	13-8	5-1	1st, Northern Division West
1916	Hans Loof	10-9-1	5-3	1st, Northern Division West
1917	No team - World War I	-	-	-
1918	J.D. Baldwin	4-6	-	-
1919	Jimmie Richardson	7-7	2-5	2nd, Northern Division West
1920	Jimmie Richardson	12-11	11-8	-, Northern Division
1921	Jimmie Richardson	11-8-1	5-7-1	-, Northern Division
1922	Guy Rathbun	13-8	9-8	3rd, Northern Division
1923	Ralph Coleman	10-6	8-6	-, Northern Division
1924	Ralph Coleman	16-8-1	11-8	3rd, Northern Division
1925	Ralph Coleman	11-2	11-2	1st, Northern Division
1926	Ralph Coleman	6-7	2-6	3rd, Northern Division West
1927	Ralph Coleman	13-5	5-3	1st tie, Northern Division West
1928	Ralph Coleman	8-6	3-5	3rd, Northern Division West
1929	Roy Lamb	10-9	8-8	3rd tie, Northern Division
1930	Ralph Coleman	16-6	10-6	2nd, Northern Division
1931	Ralph Coleman	9-10	7-9	3rd tie, Northern Division
1932	Slats Gill	10-9	8-8	3rd, Northern Division
1933	Slats Gill	9-5	-	-
1934	Slats Gill	10-15	5-11	5th, Northern Division
1935	Slats Gill	11-11	8-8	3rd tie, Northern Division
1936	Slats Gill	8-16	7-9	4th, Northern Division
1937	Slats Gill	8-14	4-12	4th, Northern Division
1938	Ralph Coleman	18-7	10-6	1st tie, Northern Division
1939	Ralph Coleman	15-9	7-8	3rd, Northern Division
1940	Ralph Coleman	19-5	13-3	1st, Northern Division
1941	Ralph Coleman	15-10	8-8	3rd, Northern Division
1942	Ralph Coleman	14-8	8-6	3rd, Northern Division
1943	Ralph Coleman	14-6	12-4	1st tie, Northern Division
1944	No team - World War II	-	-	-
1945	No team - World War II	-	-	-
1946	Ralph Coleman	16-10	10-6	2nd, Northern Division
1947	Ralph Coleman	14-11	6-10	4th, Northern Division
1948	Ralph Coleman	7-7	4-7	4th, Northern Division
1949	Ralph Coleman	15-8	8-7	3rd, Northern Division
1950	Ralph Coleman	7-12	5-9	4th, Northern Division
1951	Ralph Coleman	23-6	10-4	1st, Northern Division
1952	Ralph Coleman	27-12	10-6	1st, Northern Division
1953	Ralph Coleman	15-9	8-3	2nd, Northern Division
1954	Ralph Coleman	12-8	10-6	2nd tie, Northern Division
1955	Ralph Coleman	15-10	8-4	2nd, Northern Division
1956	Ralph Coleman	17-13	7-8	3rd, Northern Division
1957	Ralph Coleman	18-13	8-7	2nd, Northern Division
1958	Ralph Coleman	18-11	10-4	1st, Northern Division
1959	Ralph Coleman	21-7	7-6	4th, Northern Division
1960	Ralph Coleman	18-5	7-5	2nd, Northern Division
1961	Ralph Coleman	27-14	8-6	2nd, Northern Division
1962	Ralph Coleman	26-6	11-4	1st, Northern Division
1963	Ralph Coleman	23-12	11-4	1st, Northern Division
1964	Ralph Coleman	25-11	8-8	3rd, Northern Division
1965	Ralph Coleman	15-9	7-11	3rd, Northern Division
1966	Ralph Coleman	18-17	4-13	4th, Northern Division
1967	Gene Tanselli	23-13	9-6	3rd tie, Pacific-8
1968	Gene Tanselli	23-13-1	6-12	7th, Pacific-8
1969	Gene Tanselli	17-20-1	9-12	5th, Pacific-8
1970	Gene Tanselli	19-15	5-6	2nd, Northern Division
1971	Gene Tanselli	18-17	6-10	3rd, Northern Division
1972	Gene Tanselli	13-24	2-15	4th, Northern Division
1973	Jack Riley	15-20-1	5-13	4th, Northern Division
1974	Jack Riley	16-23	6-12	3rd tie, Northern Division
1975	Jack Riley	28-10-1	13-5	1st tie, Northern Division
1976	Jack Riley	31-15	12-6	2nd, Northern Division
1977	Jack Riley	31-17	12-6	2nd, Northern Division
1978	Jack Riley	22-22-2	6-9	3rd, Northern Division
1979	Jack Riley	21-25	4-11	3rd, Northern Division
1980	Jack Riley	33-16	8-9	2nd, Northern Division
1981	Jack Riley	29-14-1	11-7	2nd tie, Northern Division
1982	Jack Riley	29-15	16-8	1st, Northern Division
1983	Jack Riley	27-17	17-7	1st, Northern Division
1984	Jack Riley	22-23	11-11	4th, Northern Division
1985	Jack Riley	34-17	12-12	3rd tie, Northern Division
1986	Jack Riley	39-15	18-5	1st, Northern Division
1987	Jack Riley	31-15	15-9	2nd, Northern Division
1988	Jack Riley	30-19	14-10	2nd, Northern Division

Year	Coach	Overall	League	Place
1989	Jack Riley	27-23	15-9	2nd tie, Northern Division
1990	Jack Riley	30-22	15-9	2nd, Northern Division
1991	Jack Riley	28-20	12-8	2nd, Northern Division
1992	Jack Riley	23-30	10-20	6th, Northern Division
1993	Jack Riley	31-18	20-10	2nd, Northern Division
1994	Jack Riley	35-16	22-8	1st, Northern Division
1995	Pat Casey	25-24-1	14-16	4th tie, Northern Division
1996	Pat Casey	32-16-1	14-10	2nd, Northern Division
1997	Pat Casey	38-12-1	18-6	2nd, Northern Division
1998	Pat Casey	35-14-1	15-9	2nd, Northern Division
1999	Pat Casey	19-35	7-17	8th, Pacific-10
2000	Pat Casey	28-27	9-15	6th, Pacific-10
2001	Pat Casey	31-24	11-13	6th, Pacific-10
2002	Pat Casey	31-23	10-14	6th, Pacific-10
2003	Pat Casey	25-28	7-17	8th tie, Pacific-10
2004	Pat Casey	31-22	10-14	6th tie, Pacific-10
2005	Pat Casey	46-12	19-5	1st, Pacific-10
2006	Pat Casey	50-16	16-7	1st, Pacific-10; NCAA champions
2007	Pat Casey	49-18	10-14	6th, Pacific-10; NCAA champions
2008	Pat Casey	28-24	11-13	6th tie, Pacific-10
2009	Pat Casey	37-19	15-12	3rd tie, Pacific-10
2010	Pat Casey	32-24	12-15	7th tie, Pacific-10

TOTAL 1,972-1,334-15 860-643 23 PENNANTS

NOTE: From 1967 on, records include only games against NCAA or NAIA four-year schools. For polls, ABCA denotes American Baseball Coaches Association/USA Today; BA denotes Baseball America magazine; CB denotes Collegiate Baseball newspaper; NCBWA denotes National Collegiate Baseball Writers Association.



Pat Casey



Jack Riley

All-Time Coaching Records

Name	Years	Overall	Pct.	League	Pct.	1st
F.C. McReynolds	1907 (1)	5-2	.714	-	-	0
Joe Fay	1908 (1)	11-4	.733	-	-	1
Otto Moore	1909 (1)	5-4	.556	-	-	0
Felder Jones	1910 (1)	13-4-1	.750	-	-	1
Walker	1911 (1)	8-7	.533	-	-	0
E.J. Stewart	1912 (1)	5-9	.357	-	-	0
Jesse Garrett	1913 (1)	7-10	.412	4-4	.500	1
Wilkie Clark	1914 (1)	7-9	.438	1-7	.125	0
Roy Goble	1915 (1)	13-8	.619	5-1	.833	1
Hans Loof	1916 (1)	10-9-1	.525	5-3	.625	1
J.D. Baldwin	1918 (1)	4-6	.400	-	-	0
Jimmie Richardson	1919-21 (3)	30-26-1	.535	18-20-1	.474	0
Guy Rathbun	1922 (1)	13-8	.619	9-8	.529	0
Ralph Coleman	1923-28, 1930-31, 1938-66 (35)	561-316-1	.640	279-218	.561	10
Roy Lamb	1929 (1)	10-9	.526	8-8	.500	0
Slats Gill	1932-37 (6)	56-70	.444	32-48	.400	0
Gene Tanselli	1967-72 (6)	113-102-2	.525	37-61	.378	0
Jack Riley	1973-94 (22)	613-411-5	.596	274-101	.731	5
Pat Casey	1995-present (16)	536-338-4	.613	198-197	.501	2

2011 OREGON STATE BASEBALL

YEAR-BY-YEAR RESULTS

at - denotes games on opponents' home field; vs. - denotes games on neutral field; all others are games at home. All schools are listed by their current name. Middle column is game score. Right column is OSU's record after that game; ties not included.

1907

Head coach: F.C. McReynolds			
5-2			Rec.
Salem High	L	0-4	0-1
at Salem High	W	8-1	1-1
at Chemawa	W	18-3	2-1
Willamette	W	12-0	3-1
Chemawa	W	9-6	4-1
at Oregon	L	3-9	4-2
Oregon	W	6-4	5-2

1908

Head coach: Joe Fay			
11-4			Rec.
Oregon Collegiate champions			
at Woodburn	L	5-6	0-1
at Chemawa	L	2-3	0-2
at Willamette	W	8-4	1-2
at Chemawa	W	4-3	2-2
Whitman	L	5-6	2-3
Whitman	W	13-1	3-3
at Western Oregon	W	8-4	4-3
at Willamette	W	11-9	5-3
Chemawa	W	16-1	6-3
Chemawa	W	4-1	7-3
at Oregon	W	5-3	8-3
at Oregon	W	5-4	9-3
Oregon	W	16-2	10-3
Oregon	W	5-4	11-3
MAC Club	L	3-5	12-3

1909

Head coach: Otto Moore			
5-4			Rec.
Salem High	W	10-1	1-0
Chemawa	W	13-1	2-0
MAC Club	L	5-9	2-1
Portland	W	9-4	3-1
Portland	L	6-9	3-2
at Oregon	L	2-5	3-3
at Oregon	W	7-4	4-3
Oregon	L	2-3	4-4
Oregon	W	5-0	5-4

1910

Head coach: Fielder Jones			
13-4-1			Rec.
NW Collegiate champions			
Whitman	L	3-4	0-1
Whitman	W	3-0	1-1



1910 Oregon State Baseball Team

Idaho	W	11-4	2-1
Idaho	T	2-2	2-1
at Whitman	W	5-4	3-1
at Whitman	L	2-4	3-2
at Washington State	W	5-4	4-2
at Washington State	W	6-1	5-2
at Idaho	W	14-10	6-2
at Idaho	W	8-5	7-2
Washington State	L	1-4	7-3
Washington State	W	4-3	8-3
at Oregon	W	2-0	9-3
at Oregon	W	6-3	10-3
Washington State	W	6-5	11-3
Washington State	W	6-3	12-3
Oregon	L	4-8	12-4
Oregon	W	10-4	13-4

1911

Head coach: Frederick Walker			
8-7			Rec.
Portland Roadsters	L	1-12	0-1
Whitman	W	22-4	1-1
Whitman	W	14-5	2-1
at Willamette	W	7-3	3-1
at MAC	L	3-6	3-2
at Washington	L	0-2	3-3
at Washington	L	1-6	3-4
at Idaho	L	3-10	3-5
at Idaho	W	8-4	4-5
at Washington State	W	7-0	5-5
at Washington State	L	0-2	5-6
Washington State	L	6-9	5-7
Washington State	W	4-2	6-7
Idaho	W	9-0	7-7
Idaho	W	8-4	8-7

1912

Head coach: E.J. Stewart			
5-9			Rec.
Pacific (Ore.)	W	15-6	1-0
MAC Club	L	4-6	1-1
Mt. Angel	W	9-2	2-1
Chemawa	W	9-0	3-1
Oregon	L	0-3	3-2
Oregon	L	2-5	3-3
Washington State	W	4-3	4-3
Washington State	L	10-11	4-4
at Oregon	L	4-5	4-5
at Oregon	L	3-5	4-6
at Washington State	L	2-5	4-7
at MAC Club	L	0-4	4-8
at Willamette	L	2-4	4-9
Willamette	W	14-5	5-9

1913

Head coach: Jesse Garrett			
7-10; 4-4 North (West)			Rec.
Portland Colts	L	1-14	0-1

Regina	L	6-7	0-2
Regina	L	3-6	0-3
Regina	L	1-6	0-4
vs. Regina	W	8-4	1-4
MAC Club	W	12-4	2-4
Regina	L	2-14	2-5
at Oregon	W	6-2	3-5
at Oregon	L	4-8	3-6
at Chemawa	W	21-4	4-6
Washington	W	10-5	5-6
Washington	L	1-14	5-7
Oregon	W	7-5	6-7
at Washington	L	2-5	6-8
at Washington	L	0-2	6-9
Oregon	W	14-5	7-9
at Multnomah Ath. Cl.	L	3-6	7-10

1914

Head coach: Wilkie Clark			
7-9; 1-7 North (West)			Rec.
Chemawa	W	6-5	1-0
Corvallis High	W	8-4	2-0
Baker City	W	4-3	3-0
Baker City	W	15-4	4-0
Helena	L	10-11	4-1
Helena	W	6-0	5-1
Helena	L	2-5	5-2
at Washington	L	4-5	5-3
at Washington	L	2-4	5-4
at Chemawa	W	9-0	6-4
Washington	W	4-0	7-4
Washington	L	0-3	7-5
at Oregon	L	2-4	7-6
at Oregon	L	2-12	7-7
Oregon	L	5-11	7-8
Oregon	L	0-13	7-9

1915

Head coach: Roy Goble			
13-8, 5-1 North (West)			Rec.
McMinnville Tigers	L	6-9	0-1
McMinnville Tigers	L	4-6	0-2
at Portland Monarchs	W	2-0	1-2
Chemawa	W	10-1	2-2
at Washington State	L	1-4	2-3
at Washington State	W	12-5	3-3
at Whitman	W	9-6	4-3
at Whitman	L	5-6	4-4
at Pendleton	W	12-6	5-4
at Pendleton	W	5-1	6-4
Pacific (Ore.)	W	7-4	7-4
at Washington	W	5-1	8-4
at Washington	L	6-10	8-5
Oregon	W	7-3	9-5
Oregon	W	20-6	10-5
Washington State	W	12-6	11-5
Washington State	L	5-8	11-6
Washington	W	5-1	12-6
Washington	W	14-2	13-6
at Washington State	L	2-4	13-7
at Washington State	L	3-4	13-8

1916

Head coach: Hans Loof			
10-9-1, 5-3 North (West)			Rec.
at Baker City	W	13-2	1-0
at Albertson	W	4-1	2-0
at Albertson	W	2-0	3-0
at Spokane Indians	L	4-15	3-1
at Spokane Indians	L	5-10	3-2
at Idaho	L	2-6	3-3
at Washington State	T	0-0	3-3
at Willamette	W	16-0	4-3
at Washington	W	7-2	5-3
at Washington	L	3-2	5-4

Washington	W	9-3	6-4
Washington	W	2-1	7-4
at Oregon	L	5-6	7-5
at Oregon	L	2-10	7-6
Oregon	W	6-0	8-6
Oregon	W	6-3	9-6
at California	L	2-5	9-7
at California	L	3-10	9-8
at California	L	0-9	9-9
Willamette	W	6-0	10-9

1917

No varsity baseball - World War I

1918

Head coach: J.D. Baldwin			
4-6			Rec.
League: 4th			
Willamette	W	5-2	1-0
at Willamette	W	14-2	2-0
Oregon	L	2-3	2-1
Oregon	L	1-15	2-2
at Oregon	L	8-18	2-3
at Oregon	L	7-21	2-4
Oregon	W	13-12	3-4
Oregon	L	10-12	3-5
at Oregon	W	10-1	4-5
at Oregon	L	4-5	4-6

1919

Head coach: Jimmie Richardson			
7-7, 2-5 North (West)			Rec.
North: 3rd			
at Gonzaga	W	5-2	1-0
at Washington State	W	14-7	2-0
at Washington State	L	0-3	2-1
at Multnomah Ath. Cl.	L	6-7	2-2
Multnomah Ath. Club	W	8-5	3-2
Washington State	W	6-4	4-2
Washington State	W	4-1	5-2
Washington	L	6-12	5-3
Washington	L	1-3	5-4
at Washington	L	0-1	5-5
at Washington	L	3-4	5-6
Oregon	L	5-9	5-7
Oregon	W	9-3	6-7
at Oregon	W	16-3	7-7

1920

Head coach: Jimmie Richardson			
12-11, 11-8 North			Rec.
North: 5th			
at Santa Clara	L	2-9	0-1
at Stanford	L	3-4	0-2
at Stanford	L	2-3	0-3
at California	L	0-10	0-4
at California	W	2-1	1-4
at Sac. Senators	L	2-6	1-5
at Sac. Senators	L	1-7	1-6
at Cal State-Chico	W	9-4	2-6
Willamette	W	11-0	3-6
Willamette	W	7-0	4-6
at Washington	L	0-2	4-7
at Washington	L	5-9	4-8
Washington State	W	11-0	5-8
Washington State	W	3-0	6-8
Washington State	W	6-2	7-8
Stanford	W	6-0	8-8
Stanford	W	5-4	9-8
at Oregon	L	3-4	9-9
at Oregon	W	14-8	10-9
Washington	L	4-6	10-10
Washington	W	4-3	11-10
Oregon	L	0-3	11-11
Oregon	W	3-2	12-11

2011 OREGON STATE BASEBALL

YEAR-BY-YEAR RESULTS

1921

Head coach: Jimmie Richardson
11-8-1, 5-7-1 North

North: 4th		Rec.
North Pacific Dental	W 5-1	1-0
North Pacific Dental	W 15-3	2-0
Multnomah Ath. Club	W 6-5	3-0
New York Colored Sox	L 0-3	3-1
North Pacific Dental	W 5-4	4-1
at Camp Lewis	W 4-3	5-1
at Washington	L 3-8	5-2
at Washington	T 0-0	5-2
at Gonzaga	W 3-2	6-2
at Washington State	L 7-15	6-3
at Washington State	L 3-5	6-4
Washington	L 3-4	6-5
Washington	W 4-1	7-5
Willamette	W 4-0	8-5
Washington State	L 9-12	8-6
Washington State	W 2-1	9-6
Oregon	L 2-3	9-7
Oregon	W 5-4	10-7
at Oregon	W 14-5	11-7
at Oregon	L 6-8	11-8

1922

Head coach: Guy Rathbun
13-8, 9-8 North

North: 4th		Rec.
North Pacific Dental	W 6-0	1-0
Chemawa	W 10-4	2-0
Mt. Angel	W 10-2	3-0
Mt. Angel	W 5-3	4-0
at Washington	L 3-10	4-1
at Washington	L 0-17	4-2
at Gonzaga	W 8-6	5-2
at Washington State	L 7-9	5-3
at Washington State	W 11-9	6-3
at Whitman	W 8-4	7-3
at Whitman	L 4-5	7-4
Washington	L 2-8	7-5
Washington	W 7-6	8-5
Washington State	L 6-7	8-6
Washington State	L 7-9	8-7
Oregon	W 8-4	9-7
Oregon	W 11-6	10-7
Whitman	L 11-13	10-8
Whitman	W 15-8	11-8
at Oregon	W 11-1	12-8
at Oregon	W 6-3	13-8

1923

Head coach: Ralph Coleman
10-6, 8-6 North

North: 4th		Rec.
Mt. Angel	W 7-6	1-0
Mt. Angel	W 4-1	2-0
Pacific (Ore.)	W 5-3	3-0
Idaho	L 5-15	3-1
Idaho	L 8-11	3-2
at Whitman	W 5-3	4-2
at Idaho	W 13-2	5-2
at Idaho	L 7-8	5-3
at Washington State	L 3-16	5-4
at Washington State	L 3-5	5-5
Oregon	W 1-0	6-5
Oregon	W 22-5	7-5
Washington State	L 1-5	7-6
Washington State	W 16-10	8-6
at Oregon	W 11-5	9-6
at Oregon	W 6-1	10-6

1924

Head coach: Ralph Coleman
16-8-1, 11-8 North

North: N/A		Rec.
Mt. Angel	W 13-1	1-0
Mt. Angel	W 12-2	2-0

Kelso	W 17-4	3-0
Meiji, Japan	W 7-0	4-0
Multnomah Ath. Club	W 8-3	5-0
at Salem Senators	L 3-7	5-1
Pacific (Ore.)	W 16-1	6-1
Whitman	W 11-6	7-1
Whitman	W 11-6	8-1
Washington	W 6-5	9-1
Washington	L 5-7	9-2
at Oregon	W 9-3	10-2
Oregon	W 14-11	11-2
Idaho	W 6-1	12-2
Idaho	W 11-0	13-2
Washington State	L 0-3	13-3
Oregon	L 4-8	13-4
at Oregon	W 12-2	14-4
at Washington	W 9-6	15-4
at Washington	L 0-6	15-5
at Washington State	W 10-9	16-5
at Washington State	T 9-9	16-5
at Idaho	L 1-3	16-6
at Idaho	L 2-10	16-7
at Gonzaga	L 6-7	16-8

1925

Head coach: Ralph Coleman
11-2, 11-2 North

North: 2nd		Rec.
Pacific (Ore.)	W 9-2	1-0
at Willamette	W 14-2	2-0
Whitman	W 4-3	3-0
Idaho	W 8-2	4-0
Washington State	W 16-3	5-0
Washington	W 6-3	6-0
at Washington	L 3-5	6-1
at Gonzaga	W 4-3	7-1
at Washington State	W 9-8	8-1
at Idaho	L 1-4	8-2
at Whitman	W 7-4	9-2
at Oregon	W 10-4	10-2
Oregon	W 10-5	11-2

1926

Head coach: Ralph Coleman
6-7, 2-6 North (West)

North: 5th		Rec.
Kelso	W 3-2	1-0
Kelso	L 4-7	1-1
Multnomah Ath. Club	W 6-5	2-1
Pacific (Ore.)	W 13-2	3-1
St. John's Bears	W 17-5	4-1
at Oregon	L 3-7	4-2
Washington	L 2-3	4-3
Washington	L 9-14	4-4
at Washington	W 6-2	5-4
at Washington	L 2-8	5-5
at Oregon	L 6-16	5-6
Oregon	L 2-4	5-7
Oregon	W 6-4	6-7

1927

Head coach: Ralph Coleman
13-5, 5-3 North (West)

North: 3rd		Rec.
Pacific (Ore.)	W 7-1	1-0
Willamette	W 10-0	2-0
Willamette	W 9-3	3-0
Albany	W 10-5	4-0
Oregon	W 6-5	5-0
Oregon	W 13-7	6-0
Linfield	W 19-4	7-0
Multnomah Ath. Club	W 15-9	8-0
Washington	W 20-2	9-0
Washington	L 11-13	9-1
at Washington	W 11-6	10-1
at Washington	L 2-6	10-2
at Oregon	L 2-5	10-3
at Oregon	W 18-8	11-3
vs. Washington	W 4-3	12-3
at Washington State	L 2-5	12-4

at Washington State	W 8-7	13-4
at Washington State	L 6-8	13-5

1928

Head coach: Ralph Coleman
8-6, 3-5 North (West)

North: 5th		Rec.
Portland	L 9-11	0-1
Portland	W 10-5	1-1
at Washington	W 13-3	2-1
at Washington	L 4-5	2-2
Linfield	W 11-1	3-2
Washington	W 5-4	4-2
Washington	L 3-11	4-3
at Oregon	L 6-9	4-4
Oregon	L 4-10	4-5
Oregon	L 7-16	4-6
Multnomah Ath. Club	W 12-5	5-6
at Oregon	W 16-4	6-6
at Portland	W 13-5	7-6
at Portland	W 4-3	8-6

1929

Head coach: Roy Lamb
10-9, 8-8 North

North: 4th		Rec.
Western Oregon	W 16-3	1-0
Willamette	W 7-2	2-0
Meiji, Japan	L 6-13	2-1
Oregon	W 4-3	3-1
Oregon	L 6-7	3-2
Idaho	W 7-1	4-2
Idaho	L 6-8	4-3
Washington State	W 14-7	5-3
Washington State	L 5-9	5-4
Washington	W 7-3	6-4
Washington	W 6-4	7-4
at Washington State	W 10-3	8-4
at Washington State	L 4-5	8-5
at Idaho	L 6-7	8-6
at Idaho	W 11-2	9-6
at Washington	W 7-5	10-6
at Washington	L 3-5	10-7
Oregon	L 4-7	10-8
at Oregon	L 4-8	10-9

1930

Head coach: Ralph Coleman
16-6, 10-6 North

North: 2nd		Rec.
Willamette	W 5-3	1-0
at Willamette	W 8-7	2-0
Portland	W 4-3	3-0
Portland	W 2-0	4-0
Pacific (Ore.)	W 17-0	5-0
Pacific (Ore.)	W 12-1	6-0
at Oregon	W 5-1	7-0
Washington State	W 6-4	8-0
Washington State	L 4-5	8-1
Idaho	W 13-3	9-1
Idaho	W 4-2	10-1
Washington	L 0-6	10-2
Washington	L 3-4	10-3
at Washington	L 1-5	10-4
at Washington	W 7-5	11-4
at Idaho	W 14-1	12-4
at Washington State	L 3-4	12-5
at Washington State	W 9-3	13-5
at Idaho	W 6-5	14-5
Oregon	W 10-1	15-5
at Oregon	W 6-4	16-5
Oregon	L 3-8	16-6

1931

Head coach: Ralph Coleman
9-10, 7-9 North

North: 4th		Rec.
Willamette	W 7-3	1-0
Willamette	W 10-7	2-0
at Oregon	W 7-3	3-0
Oregon	W 11-7	4-0
at Willamette	L 6-8	4-1
Idaho	W 14-3	5-1
Idaho	L 9-16	5-2
Washington State	L 0-6	5-3
Washington State	W 5-1	6-3
Washington	L 11-15	6-4
Washington	L 4-18	6-5
at Idaho	L 6-7	6-6
at Idaho	W 17-1	7-6
at Washington State	L 6-7	7-7
at Washington State	W 7-6	8-7
at Washington	L 1-12	8-8
at Washington	L 5-6	8-9
at Oregon	W 12-2	9-9
Oregon	L 6-7	9-10

1932

Head coach: Slats Gill
10-9, 8-8 North

North: 3rd		Rec.
Willamette	W 3-2	1-0
Willamette	L 2-6	1-1
at Willamette	W 20-19	2-1
Oregon	W 7-10	2-2
at Oregon	W 6-2	3-2
Washington State	L 3-6	3-3
Washington State	L 1-6	3-4
Idaho	W 12-4	4-4
Idaho	W 11-5	5-4
Washington	L 3-9	5-5
Washington	W 7-2	6-5
at Washington	L 1-5	6-6
at Washington	L 1-2	6-7
at Idaho	W 11-4	7-7
at Idaho	W 11-6	8-7
at Washington State	W 9-5	9-7
at Washington State	L 2-3	9-8
at Oregon	W 4-3	10-8
Oregon	L 3-6	10-9

1933

Head coach: Slats Gill
9-5, 3-3 North

North: 3rd		Rec.
Western Oregon	W 11-8	1-0
Western Oregon	L 0-3	1-1
Linfield	W 6-5	2-1
North Pacific Dental	W 9-2	3-1
Willamette	W 9-7	4-1
at Willamette	L 2-3	4-2
Portland	W 8-1	5-2
Portland	W 8-3	6-2
at Oregon	W 11-3	7-2
Oregon	L 6-14	7-3
Oregon	W 14-2	8-3
at Oregon	W 8-5	9-3
at Oregon	L 8-9	9-4
Oregon	L 2-3	9-5

1934

Head coach: Slats Gill
10-15, 5-11 North

North: 5th		Rec.
Pacific (Ore.)	W 2-1	1-0
at Western Oregon	W 22-8	2-0
Western Oregon	W 23-11	3-0
Portland	W 11-10	4-0
Portland	L 4-5	4-1
at Western Oregon	L 6-11	4-2
Western Oregon	W 5-4	5-2

2011 OREGON STATE BASEBALL

YEAR-BY-YEAR RESULTS

Willamette	L	10-15	5-3
Willamette	L	7-9	5-4
at Oregon	L	1-5	5-5
Oregon	L	8-10	5-6
Idaho	L	4-8	5-7
Idaho	W	5-2	6-7
Washington State	L	3-7	6-8
Washington State	W	5-0	7-8
Washington	W	9-7	8-8
Washington	L	7-10	8-9
at Washington State	L	1-2	8-10
at Washington State	L	1-2	8-11
at Idaho	L	4-8	8-12
at Idaho	W	16-8	9-12
at Washington	L	3-5	9-13
at Washington	W	6-5	10-13
Oregon	L	4-6	10-14
at Oregon	L	10-11	10-15

1935

Head coach: Slats Gill			
11-11, 8-8 North			
North: 3rd		Rec.	
Linfield	W	19-3	1-0
Linfield	W	14-9	2-0
Willamette	L	3-6	2-1
Western Oregon	W	9-7	3-1
Portland	L	4-7	3-2
Willamette	L	3-4	3-3
at Oregon	L	0-17	3-4
Oregon	W	12-7	4-4
Idaho	W	12-1	5-4
Idaho	W	9-4	6-4
Washington State	L	8-9	6-5
Washington State	W	10-9	7-5
Washington	W	21-4	8-5
Washington	W	12-11	9-5
at Washington State	L	2-4	9-6
at Washington State	L	5-8	9-7
at Idaho	W	5-4	10-7
at Idaho	L	1-12	10-8
Washington	W	13-2	11-8
Washington	L	0-8	11-9
Oregon	L	6-15	11-10
at Oregon	L	3-6	11-11

1936

Head coach: Slats Gill			
8-16, 7-9 North			
North: 4th		Rec.	
Willamette	L	0-12	0-1
Willamette	L	0-7	0-2
Willamette	L	7-9	0-3
Linfield	L	5-12	0-4
Western Oregon	W	10-6	1-4
Portland	L	7-8	1-5
Portland	L	3-8	1-6
Western Oregon	L	8-13	1-7
Oregon	W	7-6	2-7
Washington State	L	2-13	2-8
Washington State	L	3-6	2-9
Idaho	W	4-2	3-9
Idaho	L	5-6	3-10
Washington	L	4-9	3-11
Washington	W	13-10	4-11
at Washington	W	7-6	5-11
at Washington	L	0-2	5-12
at Washington State	L	7-17	5-13
at Washington State	L	5-8	5-14
at Idaho	W	7-4	6-14
at Idaho	W	11-6	7-14
at Oregon	L	3-4	7-15
at Oregon	W	8-2	8-15
Oregon	L	5-10	8-16

1937

Head coach: Slats Gill			
8-14, 4-12 North			
North: 4th		Rec.	
Willamette	L	0-5	0-1
Willamette	L	2-9	0-2
Willamette	W	5-4	1-2
Western Oregon	W	6-4	2-2
at Western Oregon	W	13-12	3-2
Oregon	L	1-7	3-3
at Oregon	L	0-14	3-4
Idaho	L	9-11	3-5
Idaho	W	6-3	4-5
Washington State	L	6-16	4-6
Washington State	L	0-13	4-7
Washington	L	2-11	4-8
Washington	W	17-7	5-8
at Portland	W	5-2	6-8
at Washington State	L	2-5	6-9
at Washington State	L	3-17	6-10
at Idaho	W	8-5	7-10
at Idaho	W	5-3	8-10
at Washington	L	3-4	8-11
at Washington	L	3-13	8-12
at Oregon	L	0-8	8-13
at Oregon	L	3-10	8-14

1938

Head coach: Ralph Coleman			
18-7, 10-6 North			
North: 1st		Rec.	
at Western Oregon	W	4-1	1-0
Western Oregon	W	12-1	2-0
Pacific (Ore.)	W	5-0	3-0
Pacific (Ore.)	W	17-5	4-0
Pacific (Ore.)	W	16-4	5-0
Portland	W	5-3	6-0
Portland	W	5-2	7-0
at Oregon	L	1-4	7-1
Oregon	W	11-2	8-1
Linfield	W	10-7	9-1
at Linfield	L	4-6	9-2
Washington State	W	7-1	10-2
Washington State	W	10-2	11-2
Idaho	W	7-4	12-2
Idaho	W	11-9	13-2
Washington	W	6-3	14-2
Washington	W	5-3	15-2
at Idaho	W	12-3	16-2
at Idaho	L	2-5	16-3
at Washington State	L	0-4	16-4
at Washington State	L	0-4	16-5
at Washington	W	3-2	17-5
at Washington	W	4-2	18-5
Oregon	L	5-9	18-6
at Oregon	L	7-9	18-7

1939

Head coach: Ralph Coleman			
15-9, 7-8 North			
North: 3rd		Rec.	
Willamette	W	5-0	1-0
Western Oregon	W	11-0	2-0
Western Oregon	W	16-3	3-0
at Willamette	W	2-0	4-0
Willamette	W	10-7	5-0
Linfield	W	7-3	6-0
Linfield	W	17-2	7-0
Portland	L	5-6	7-1
Portland	W	12-0	8-1
Oregon	W	22-11	9-1
at Oregon	L	1-5	9-2
Idaho	W	23-14	10-2
Idaho	W	7-3	11-2
Washington State	W	9-5	12-2
Washington State	L	11-13	12-3
Washington	W	10-3	13-3
Washington	L	3-7	13-4
at Idaho	W	3-2	14-4

at Washington State	L	3-7	14-5
at Washington State	W	6-3	15-5
at Washington	L	3-5	15-6
at Washington	L	0-6	15-7
at Oregon	L	3-7	15-8
Oregon	L	0-2	15-9

1940

Head coach: Ralph Coleman			
19-5, 13-3 North			
North: 1st		Rec.	
Pacific (Ore.)	W	8-0	1-0
Willamette	L	1-10	1-1
at Willamette	W	11-6	2-1
Willamette	W	14-1	3-1
Salem Senators	W	4-2	4-1
Linfield	W	12-4	5-1
Salem Senators	L	5-15	5-2
at Oregon	W	10-3	6-2
Oregon	W	10-7	7-2
Washington State	W	7-1	8-2
Washington State	W	4-3	9-2
Idaho	W	9-4	10-2
Idaho	L	1-3	10-3
Washington	W	2-1	11-3
Washington	W	7-5	12-3
Portland	W	14-4	13-3
at Idaho	W	9-3	14-3
at Idaho	W	9-1	15-3
at Washington State	L	0-8	15-4
at Washington State	L	3-6	15-5
at Washington	W	2-1	16-5
at Washington	W	4-2	17-5
Oregon	W	5-0	18-5
at Oregon	W	4-1	19-5

1941

Head coach: Ralph Coleman			
15-10, 8-8 North			
North: 4th		Rec.	
Linfield	W	8-2	1-0
Pacific (Ore.)	W	3-2	2-0
Pacific (Ore.)	W	6-3	3-0
Western Oregon	W	12-3	4-0
Willamette	W	4-0	5-0
Salem Senators	L	6-14	5-1
at Salem Senators	L	3-9	5-2
at Pacific (Ore.)	W	3-2	6-2
at Pacific (Ore.)	W	7-1	7-2
Oregon	L	6-8	7-3
at Oregon	W	4-3	8-3
Idaho	W	14-6	9-3
Idaho	W	5-4	10-3
Washington State	W	5-2	11-3
Washington State	L	2-9	11-4
Washington	W	6-0	12-4
Washington	W	5-4	13-4
at Washington State	W	4-0	14-4
at Washington State	L	2-7	14-5
at Idaho	W	7-3	15-5
at Idaho	L	1-2	15-6
at Washington	L	4-5	15-7
at Washington	L	7-8	15-8
at Oregon	L	1-2	15-9
Oregon	L	5-9	15-10

1942

Head coach: Ralph Coleman			
14-8, 8-6 North			
North: 3rd		Rec.	
Linfield	W	6-0	1-0
Willamette	W	4-3	2-0
at Willamette	W	3-1	3-0
at Portland	L	6-8	3-1
Willamette	W	5-4	4-1
at Willamette	W	4-3	5-1
Pacific (Ore.)	W	14-0	6-1
Pacific (Ore.)	L	5-6	6-2

at Oregon	W	2-1	7-2
Washington State	W	11-0	8-2
Washington State	W	4-0	9-2
Idaho	W	16-3	10-2
Washington	W	7-3	11-2
Washington	W	9-6	12-2
Oregon	L	5-6	12-3
at Idaho	W	4-6	13-3
at Idaho	W	13-6	14-3
at Washington State	L	5-6	14-4
at Washington State	L	4-7	14-5
at Washington	L	2-10	14-6
at Washington	L	2-3	14-7
at Oregon	L	3-4	14-8

1943

Head coach: Ralph Coleman			
14-6, 12-4 North			
North: 2nd		Rec.	
Camp Adair	W	3-1	1-0
Oregon	L	1-14	1-1
at Oregon	W	4-3	2-1
Idaho	W	8-7	3-1
Idaho	W	15-2	4-1
Washington State	W	7-4	5-1
Washington State	W	8-6	6-1
Washington	L	1-3	6-2
Washington	W	7-0	7-2
at Willamette	L	5-6	7-3
at Washington State	W	2-1	8-3
at Washington State	W	6-2	9-3
at Idaho	W	9-0	10-3
at Idaho	W	5-4	11-3
at Washington	L	0-2	11-4
at Washington	W	6-3	12-4
Willamette	W	17-1	13-4
Camp Adair	L	4-8	13-5
Oregon	W	6-4	14-5
at Oregon	L	1-9	14-6

1944-1945

No varsity baseball - World War II

1946

Head coach: Ralph Coleman			
16-10, 10-6 North			
North: 2nd		Rec.	
Salem Senators	L	2-8	0-1
Salem Senators	L	2-14	0-2
Salem Senators	L	0-10	0-3
at Willamette	W	17-7	1-3
Willamette	W	15-8	2-3
Willamette	W	3-2	3-3
Pacific (Ore.)	W	9-5	4-3
Linfield	W	13-1	5-3
Washington State	W	14-10	6-3
Washington State	W	3-1	7-3
Idaho	L	12-14	7-4
Idaho	W	2-1	8-4
Washington	L	7-9	8-5
Washington	L	2-6	8-6
at Portland	L	3-7	8-7
at Portland	W	14-0	9-7
at Idaho	W	7-0	10-7
at Idaho	W	13-9	11-7
at Washington State	W	10-6	12-7
at Washington State	L	5-9	12-8
at Washington	W	5-0	13-8
at Washington	L	1-5	13-9
at Oregon	W	4-3	14-9
Oregon	W	10-6	15-9
at Oregon	L	3-5	15-10
Oregon	W	9-5	16-10

2011 OREGON STATE BASEBALL

YEAR-BY-YEAR RESULTS

1947

Head coach: Ralph Coleman			
14-11, 6-10 North			
North: 4th		Rec.	
Lewis & Clark	W	7-2	1-0
Lewis & Clark	W	11-1	2-0
Linfield	W	5-0	3-0
Linfield	W	6-1	4-0
Montana	W	11-8	5-0
Montana	W	1-0	6-0
Willamette	W	5-4	7-0
Willamette	W	10-3	8-0
Salem Senators	L	4-7	8-1
Idaho	W	14-7	9-1
Idaho	W	12-4	10-1
Washington State	L	3-8	10-2
Washington State	L	10-11	10-3
Washington	W	10-8	11-3
Washington	L	5-7	11-4
at Washington State	W	15-10	12-4
at Washington State	L	1-6	12-5
at Idaho	L	4-6	12-6
at Idaho	L	1-4	12-7
at Washington	L	7-9	12-8
at Washington	W	10-9	13-8
Oregon	W	9-8	14-8
at Oregon	L	0-6	14-9
Oregon	L	7-9	14-10
at Oregon	L	6-8	14-11

1948

Head coach: Ralph Coleman			
7-7, 4-7 North			
North: 4th		Rec.	
Salem Senators	W	6-5	1-0
Salem Senators	W	12-6	2-0
at Portland	L	5-6	2-1
at Portland	W	4-2	3-1
Washington	W	5-2	4-1
Washington	L	1-4	4-2
at Idaho	L	5-6	4-3
at Idaho	W	8-3	5-3
at Washington State	L	6-11	5-4
at Washington	W	5-1	6-4
at Washington	L	3-7	6-5
at Oregon	W	7-1	7-5
at Oregon	L	8-9	7-6
Oregon	L	10-13	7-7

1949

Head coach: Ralph Coleman			
15-8, 8-7 North			
North: 3rd		Rec.	
Portland	W	6-4	1-0
Linfield	W	12-5	2-0
Salem Senators	W	10-8	3-0
at Lewis & Clark	W	13-4	4-0
at Lewis & Clark	W	20-8	5-0
at Portland	W	19-14	6-0
at Portland	L	3-16	6-1
Lewis & Clark	W	11-2	7-1
Idaho	W	11-6	8-1
Idaho	W	13-6	9-1
Washington State	L	1-11	9-2
Washington State	L	2-4	9-3
Washington	W	17-7	10-3
Washington	W	18-8	11-3
at Washington State	L	9-10	11-4
at Washington State	L	3-4	11-5
at Idaho	W	5-2	12-5
at Idaho	W	10-4	13-5
at Washington	W	7-3	14-5
at Washington	L	5-6	14-6
at Oregon	L	6-7	14-7
Oregon	W	15-7	15-7
at Oregon	L	7-10	15-8

1950

Head coach: Ralph Coleman			
7-12, 5-9 North			
North: 4th		Rec.	
Portland State	W	7-4	1-0
Pacific (Ore.)	L	0-3	1-1
Willamette	L	5-6	1-2
Salem Senators	W	6-0	2-2
Salem Senators	L	0-4	2-3
Idaho	W	9-4	3-3
Idaho	W	14-5	4-3
Washington	W	14-4	5-3
Washington	L	5-11	5-4
at Idaho	L	3-5	5-5
at Idaho	L	4-5	5-6
at Washington State	L	1-8	5-7
at Washington State	L	1-4	5-8
at Washington	L	0-4	5-9
at Washington	L	0-1	5-10
Oregon	W	20-2	6-10
at Oregon	W	6-3	7-10
at Oregon	L	6-10	7-11
Oregon	L	4-7	7-12

1951

Head coach: Ralph Coleman			
23-6, 10-4 North			
North: 1st		Rec.	
Linfield	W	10-9	1-0
Linfield	W	4-3	2-0
Portland	W	7-5	3-0
at Oregon	W	10-4	4-0
Portland State	W	5-1	5-0
Lewis & Clark	W	2-0	6-0
Lewis & Clark	W	10-2	7-0
at Portland	W	16-2	8-0
Oregon	W	18-8	9-0
Willamette	W	12-4	10-0
Willamette	W	20-2	11-0
Linfield	W	15-7	12-0
Idaho	W	8-4	13-0
Idaho	W	3-2	14-0
Washington State	W	7-4	15-0
Washington State	W	11-10	16-0
Washington	W	12-3	17-0
Washington	W	5-2	18-0
at Washington State	L	3-7	18-1
at Washington State	L	5-6	18-2
at Washington	W	8-3	19-2
at Washington	L	1-11	19-3
at Oregon	L	2-10	19-4
Oregon	W	16-2	20-4
at Oregon	W	6-1	21-4
Oregon	W	5-1	22-4
at Southern California	L	4-6	22-5
at Southern California	W	12-1	23-5
at Southern California	L	7-10	23-6

1952

Head coach: Ralph Coleman			
27-12, 10-6 North			
North: 1st		Rec.	
Pacific (Ore.)	W	22-5	1-0
Linfield	W	5-0	2-0
Linfield	W	6-0	3-0
Portland State	W	16-3	4-0
Willamette	W	8-4	5-0
at Oregon	W	4-1	6-0
Lewis & Clark	W	4-2	7-0
Lewis & Clark	L	2-3	7-1
Portland	W	5-3	8-1
at Pacific (Ore.)	W	16-4	9-1
at Linfield	L	4-5	9-2
Oregon	L	5-12	9-3
at Lewis & Clark	W	10-4	10-3
Linfield	W	5-1	11-3
Linfield	W	22-5	12-3
Washington State	W	9-2	13-3

Washington State	L	3-9	13-4
at Portland	W	19-8	14-4
Idaho	L	15-16	14-5
Idaho	W	7-4	15-5
Washington	W	7-1	16-5
Washington	W	10-8	17-5
at Idaho	W	16-5	18-5
at Idaho	W	3-1	19-5
at Washington State	L	3-5	19-6
at Washington State	W	6-5	20-6
at Washington	W	6-2	21-6
at Washington	L	6-10	21-7
Seattle	L	6-8	21-8
Oregon	W	3-1	22-8
at Oregon	L	13-14	22-9
Oregon	W	7-6	23-9
at Oregon	L	5-18	23-10
Southern California	W	12-10	24-10
Southern California	W	5-4	25-10
Fresno State	W	2-1	26-10
Fresno State	W	8-4	27-10
vs. Duke	L	7-18	27-11
vs. Texas	L	1-10	27-12

1953

Head coach: Ralph Coleman			
15-9, 8-3 North			
North: 2nd		Rec.	
at Grant Tech	W	9-4	1-0
at California	L	3-4	1-1
at San Jose State	W	6-4	2-1
at Fresno State	L	3-5	2-2
at Fresno State	W	4-3	3-2
Willamette	L	6-7	3-3
at Oregon	W	8-2	4-3
Lewis & Clark	W	9-1	5-3
at Willamette	L	4-5	5-4
Oregon	L	6-8	5-5
Linfield	W	17-16	6-5
Portland	W	8-3	7-5
Idaho	W	4-1	8-5
Idaho	L	2-3	8-6
Washington State	L	4-8	8-7
Washington State	W	13-5	9-7
Seattle	L	6-8	9-8
at Washington State	W	3-0	10-8
at Washington State	W	8-3	11-8
at Idaho	W	13-9	12-8
at Idaho	W	3-2	13-8
at Washington	W	9-4	14-8
at Washington	W	9-1	15-8
at Oregon	L	1-2	15-9

1954

Head coach: Ralph Coleman			
12-8, 10-6 North			
North: 2nd		Rec.	
at Lewis & Clark	W	11-0	1-0
at Oregon	L	3-5	1-1
Willamette	L	3-4	1-2
Salem Senators	W	9-4	2-2
Washington State	W	7-1	3-2
Washington State	W	6-4	4-2
Idaho	W	11-3	5-2
Idaho	W	8-7	6-2
Washington	W	17-6	7-2
Washington	W	32-7	8-2
at Idaho	L	0-4	8-3
at Idaho	W	10-5	9-3
at Washington State	W	8-4	10-3
at Washington State	L	2-10	10-4
at Washington	L	3-5	10-5
at Washington	W	7-4	11-5
Oregon	L	7-9	11-6
at Oregon	W	7-3	12-6
Oregon	L	6-12	12-7
at Oregon	L	0-4	12-8

1955

Head coach: Ralph Coleman			
15-10, 8-4 North			
North: 2nd		Rec.	
at Cal-Davis	W	10-1	1-0
at California	L	2-7	1-1
at Stanford	L	9-15	1-2
at San Jose State	L	1-9	1-3
at Fresno State	L	1-8	1-4
at Fresno State	L	7-9	1-5
at Portland	W	12-1	2-5
Linfield	W	7-1	3-5
Willamette	W	3-2	4-5
at Lewis & Clark	W	5-2	5-5
Portland State	W	21-3	6-5
at Salem Senators	L	1-3	6-6
Idaho	W	16-3	7-6
Washington	W	9-0	8-6
Washington	W	9-5	9-6
McChord Air Force	W	8-2	10-6
at Washington State	W	29-12	11-6
at Idaho	W	13-5	12-6
at Washington State	W	9-1	13-6
at Washington	L	1-2	13-7
at Washington	L	5-6	13-8
Oregon	L	1-7	13-9
at Oregon	W	15-7	14-9
Oregon	W	6-4	15-9
at Oregon	L	4-10	15-10

1956

Head coach: Ralph Coleman			
17-13, 7-8 North			
North: 3rd		Rec.	
vs. Idaho	W	5-2	1-0
vs. Idaho	W	13-2	2-0
vs. Washington State	W	4-3	3-0
vs. Washington State	W	4-3	4-0
Western Oregon	W	5-4	5-0
Lewis & Clark	W	5-1	6-0
Linfield	L	4-5	6-1
at Lewis & Clark	W	6-1	7-1
at Willamette	L	4-6	7-2
at Portland	L	4-9	7-3
Portland	L	2-12	7-4
Portland State	W	3-1	8-4
Portland State	W	4-3	9-4
at Linfield	W	3-2	10-4
Willamette	W	10-8	11-4
at Oregon	L	2-11	11-5
Oregon	L	4-11	11-6
Idaho	W	3-2	12-6
Idaho	W	16-13	13-6
Washington State	L	5-7	13-7
Washington State	L	6-12	13-8
Washington	L	12-15	13-9
Washington	L	5-9	13-10
at Idaho	W	7-5	14-10
at Idaho	W	6-1	15-10
at Washington State	L	0-4	15-11
at Washington State	L	3-9	15-12
at Washington	W	5-0	16-12
at Washington	L	0-1	16-13
Oregon	W	11-10	17-13

1957

Head coach: Ralph Coleman			
18-13, 8-7 North			
North: 2nd		Rec.	
vs. Idaho	L	3-6	0-1
vs. Idaho	W	15-3	1-1
vs. Washington State	L	10-11	1-2
vs. Washington State	W	1-0	2-2
Western Oregon	W	3-1	3-2
Western Oregon	W	5-4	4-2
Willamette	W	15-4	5-2
Linfield	L	7-8	5-3
Linfield	W	4-3	6-3
at Portland	W	4-0	7-3

2011 OREGON STATE BASEBALL

YEAR-BY-YEAR RESULTS

at Portland	W	10-3	8-3
at Linfield	L	6-9	8-4
at Willamette	W	13-10	9-4
Portland	W	6-5	10-4
Portland	L	2-6	10-5
Eugene Emeralds	L	6-7	10-6
Oregon	W	8-5	11-6
at Oregon	L	4-8	11-7
Washington State	W	12-2	12-7
Washington State	W	11-4	13-7
Idaho	L	4-6	13-8
Washington	W	7-6	14-8
Washington	W	4-3	15-8
at Washington State	W	3-1	16-8
at Washington State	L	2-3	16-9
at Idaho	W	7-4	17-9
at Idaho	L	0-1	17-10
at Washington	L	2-5	17-11
at Washington	L	7-9	17-12
at Oregon	W	8-0	18-12
Oregon	L	1-4	18-13

1958

Head coach: Ralph Coleman			
18-11, 10-4 North			
North: 1st		Rec.	
vs. Washington State	W	3-1	1-0
vs. Idaho	L	2-3	1-1
vs. Montana	W	16-5	2-1
at Western Oregon	W	7-1	3-1
at Linfield	L	0-4	3-2
at Linfield	W	23-3	4-2
at Lewis & Clark	W	13-7	5-2
Willamette	L	1-2	5-3
Linfield	W	5-0	6-3
Western Oregon	W	10-1	7-3
Portland	L	5-10	7-4
Portland	L	1-5	7-5
Portland State	W	12-0	8-5
Idaho	W	3-1	9-5
Idaho	W	4-2	10-5
Washington State	L	5-20	10-6
Washington State	W	3-2	11-6
Washington	W	14-0	12-6
Washington	W	15-7	13-6
at Idaho	L	2-4	13-7
at Idaho	W	13-1	14-7
at Washington State	L	5-14	14-8
at Washington State	L	2-3	14-9
at Washington	W	10-4	15-9
at Washington	W	8-7	16-9
Oregon	W	4-3	17-9
at Oregon	W	5-3	18-9
Southern California	L	0-7	18-10
Southern California	L	0-15	18-11

1959

Head coach: Ralph Coleman			
21-7, 7-5 North			
North: 4th		Rec.	
vs. Washington State	W	5-4	1-0
vs. Montana	W	10-2	2-0
vs. Idaho	W	10-2	3-0
at Lewis & Clark	W	6-4	4-0
at Portland	W	13-4	5-0
Lewis & Clark	W	10-0	6-0
Lewis & Clark	W	12-4	7-0
at Linfield	W	9-2	8-0
at Willamette	W	10-2	9-0
Western Oregon	W	14-1	10-0
Portland State	W	9-6	11-0
Portland	W	3-2	12-0
Portland	W	4-2	13-0
Linfield	W	15-5	14-0
Oregon	W	5-2	15-0
at Oregon	L	4-8	15-1
Eugene Emeralds	L	9-10	15-2
Washington State	L	1-6	15-3
Washington State	W	6-5	16-3

Idaho	W	11-0	17-3
Idaho	W	14-6	18-3
Washington	W	13-4	19-3
at Washington State	L	5-10	19-4
at Washington State	L	3-4	19-5
at Washington	L	2-4	19-6
at Washington	L	4-5	19-7
at Oregon	W	11-0	20-7
Oregon	W	7-4	21-7

1960

Head coach: Ralph Coleman			
18-5, 7-5 North			
North: 2nd		Rec.	
at Whitman	W	23-1	1-0
at Whitman	W	10-1	2-0
vs. Washington State	W	4-3	3-0
vs. Idaho	W	4-3	4-0
vs. Montana	W	6-5	5-0
Lewis & Clark	W	6-5	6-0
Lewis & Clark	W	3-0	7-0
at Portland	W	9-4	8-0
Linfield	W	6-4	9-0
Portland	W	8-7	10-0
at Oregon	L	0-5	10-1
Oregon	W	4-0	11-1
Idaho	W	5-0	12-1
Idaho	W	7-2	13-1
Washington	W	9-6	14-1
Washington	W	11-6	15-1
at Washington State	L	0-3	15-2
at Washington State	L	2-11	15-3
at Idaho	L	9-13	15-4
at Idaho	W	9-4	16-4
at Washington	L	3-5	16-5
at Washington	W	9-0	17-5
Oregon	W	11-8	18-5

1961

Head coach: Ralph Coleman			
27-14, 8-6 North			
North: 2nd		Rec.	
at Fresno State	L	4-1	0-1
at Fresno State	L	0-16	0-2
at California	L	5-6	0-3
at CSU-Sacramento	L	7-8	0-4
at UC-Davis	L	16-17	0-5
Pacific (Ore.)	W	21-2	1-5
Lewis & Clark	W	17-0	2-5
Lewis & Clark	W	21-2	3-5
at Portland	W	8-6	4-5
Portland State	W	7-0	5-5
Linfield	W	14-3	6-5
Linfield	W	7-4	7-5
at Lewis & Clark	W	8-1	8-5
at Lewis & Clark	W	25-2	9-5
Willamette	L	0-3	9-6
Willamette	W	8-4	10-6
Portland	W	12-2	11-6
at Linfield	W	3-1	12-6
at Linfield	W	6-5	13-6
at Willamette	W	17-0	14-6
Idaho	W	6-2	15-6
Washington State	W	10-3	16-6
Washington State	W	5-3	17-6
Washington	W	3-1	18-6
at Idaho	L	9-10	18-7
at Idaho	L	7-8	18-8
at Washington State	L	8-9	18-9
at Washington State	L	2-3	18-10
at Washington State	L	5-3	19-10
at Washington	L	1-2	19-11
at Oregon	W	4-1	20-11
at Oregon	W	7-6	21-11
Oregon	L	3-8	21-12
Oregon	W	7-6	22-12
vs. Hawaii Marines	W	5-3	23-12
vs. Hickam Field AFB	W	4-1	24-12
vs. Pearl Harbor	W	6-2	25-12

vs. SUBPAC	W	4-3	26-12
vs. Hawaii	W	3-0	27-12
vs. Naval Air	L	1-3	27-13
vs. Keio, Japan	L	2-3	27-14

1962

Head coach: Ralph Coleman			
26-6, 11-4 North			
North: 1st		Rec.	
at Nevada	W	9-1	1-0
at Nevada	W	15-3	2-0
at Nevada	W	5-3	3-0
at Portland State	W	13-2	4-0
Portland	W	13-1	5-0
Willamette	W	8-0	6-0
Linfield	W	7-2	7-0
Linfield	W	5-4	8-0
at Linfield	W	9-7	9-0
Portland State	W	7-1	10-0
at Portland	W	16-0	11-0
Seattle	W	10-0	12-0
Seattle	W	14-6	13-0
Pacific (Ore.)	W	12-0	14-0
at Willamette	W	11-3	15-0
at Oregon	W	8-6	16-0
Oregon	W	8-6	17-0
Idaho	W	7-5	18-0
Idaho	L	4-8	18-1
Washington State	W	6-1	19-1
Washington	W	10-0	20-1
Washington	W	13-3	21-1
at Idaho	W	5-0	22-1
at Idaho	W	16-12	23-1
at Washington State	L	9-10	23-2
at Washington State	W	7-5	24-2
at Washington	W	4-0	25-2
at Washington	W	15-2	26-2
Oregon	L	0-1	26-3
at Oregon	L	2-3	26-4
at Santa Clara	L	1-8	26-5
at Santa Clara	L	5-7	26-6

1963

Head coach: Ralph Coleman			
23-12, 11-4 North			
North: 1st		Rec.	
at Arizona	W	7-4	1-0
at Arizona	W	4-3	2-0
at Arizona	L	2-3	2-1
at Arizona State	L	4-5	2-2
at Arizona State	W	8-6	3-2
at Arizona State	W	8-5	4-2
at Arizona State	L	2-7	4-3
at Linfield	L	0-1	4-4
at Linfield	L	3-4	4-5
Portland	W	8-3	5-5
Linfield	W	4-3	6-5
Linfield	W	5-3	7-5
at Portland	W	12-0	8-5
vs. Lewis & Clark	W	6-2	9-5
Seattle	W	7-2	10-5
Seattle	W	5-3	11-5
Portland State	L	2-6	11-6
Washington State	W	9-3	12-6
Washington State	W	7-5	13-6
Idaho	W	9-0	14-6
Washington	W	8-0	15-6
Washington	W	9-1	16-6
at Washington State	L	4-7	16-7
at Washington State	W	8-5	17-7
at Idaho	L	6-9	17-8
at Idaho	W	22-6	18-8
at Washington	W	2-1	19-8
at Washington	W	5-4	20-8
at Oregon	W	3-0	21-8
at Oregon	L	1-2	21-9
Oregon	W	5-0	22-9
Oregon	L	3-4	22-10

Southern California	L	5-6	22-11
Southern California	W	8-6	23-11
Southern California	L	5-7	23-12

1964

Head coach: Ralph Coleman			
25-11, 8-8 North			
North: 3rd		Rec.	
at Southern Oregon	W	9-0	1-0
at Southern Oregon	W	4-0	2-0
at California	L	0-3	2-1
at Stanford	W	6-0	3-1
at Stanford	W	9-7	4-1
at Santa Clara	L	0-4	4-2
at Chico State	W	4-3	5-2
at Chico State	W	19-1	6-2
at Chico State	W	6-5	7-2
at Linfield	W	6-2	8-2
at Linfield	W	3-1	9-2
at Portland State	W	10-2	10-2
Linfield	L	5-6	10-3
Pacific (Ore.)	W	7-2	11-3
Portland	W	10-0	12-3
Portland State	W	20-1	13-3
at Portland	W	19-6	14-3
Willamette	W	8-1	15-3
Lewis & Clark	W	9-0	16-3
at Oregon	W	3-1	17-3
Oregon	L	2-5	17-4
Washington State	W	3-0	18-4
Washington State	W	2-1	19-4
Idaho	L	1-2	19-5
Idaho	W	10-4	20-5
Washington	W	12-5	21-5
Washington	W	15-2	22-5
at Willamette	W	8-1	23-5
at Idaho	L	2-5	23-6
at Idaho	W	3-1	24-6
at Washington State	L	6-11	24-7
at Washington State	L	6-19	24-8
at Washington	L	1-3	24-9
at Washington	L	2-4	24-10
Oregon	L	1-3	24-11
at Oregon	W	5-1	25-11

1965

Head coach: Ralph Coleman			
15-19, 7-11 North			
North: 3rd		Rec.	
at Arizona	W	8-6	1-0
at Arizona	L	1-9	1-1
at Arizona	L	6-7	1-2
at Arizona State	L	3-10	1-3
at Arizona State	L	3-9	1-4
at Arizona State	L	4-9	1-5
at Arizona State	L	0-2	1-6
at Linfield	W	9-1	2-6
Linfield	W	5-2	3-6
Linfield	W	4-3	4-6
Willamette	W	8-1	5-6
at Lewis & Clark	L	2-3	5-7
at Portland	W	9-4	6-7
Pacific (Ore.)	L	4-14	6-8
at Portland State	W	3-2	7-8
Portland	W	7-3	8-8
Oregon	W	8-7	9-8
at Oregon	W	4-3	10-8
at Oregon	L	0-1	10-9
at Washington State	W	5-4	11-9
at Washington State	L	0-3	11-10
at Washington State	L	2-3	11-11
Washington	L	1-6	11-12
Washington	L	2-6	11-13
Washington	W	5-4	12-13
Washington State	L	6-8	12-14
Washington State	L	2-9	12-15
Washington State	L	1-9	12-16
at Washington	W	8-3	13-16
at Washington	W	7-4	14-16

2011 OREGON STATE BASEBALL

YEAR-BY-YEAR RESULTS

at Washington	W	4-3	15-16
at Oregon	L	1-3	15-17
Oregon	L	7-8	15-18
Oregon	L	10-13	15-19

1966

Head coach: Ralph Coleman

18-17, 4-13 North
North: 4th

			Rec.
at Arizona	L	3-12	0-1
at Arizona	L	3-9	0-2
at Arizona	L	2-3	0-3
at Northern Arizona	W	6-2	1-3
at Northern Arizona	W	13-11	2-3
at Grand Canyon	W	6-3	3-3
at Northern Arizona	W	8-3	4-3
Western Oregon	W	9-5	4-4
Portland State	W	7-2	5-4
at Portland State	W	4-0	6-4
at Portland State	W	3-0	7-4
Portland	W	5-4	8-4
at Linfield	W	6-1	9-4
at Linfield	W	6-5	10-4
Pacific (Ore.)	W	3-2	11-4
Portland State	W	2-1	12-4
at Oregon	W	3-2	13-4
Oregon	L	2-5	13-5
Oregon	W	4-3	14-5
at Portland	W	7-1	15-5
Washington State	L	2-3	15-6
Washington State	L	1-4	15-7
Washington State	L	2-15	15-8
at Washington	L	3-4	15-9
at Washington	L	1-2	15-10
at Washington	L	6-12	15-11
at Washington State	L	0-1	15-12
at Washington State	L	4-5	15-13
Willamette	L	8-11	15-14
Washington	W	5-4	16-14
Washington	W	5-4	17-14
Washington	L	1-12	17-15
Oregon	L	8-9	17-16
at Oregon	L	0-4	17-17
at Oregon	L	1-2	17-18

1967

Head coach: Gene Tanselli

24-13, 9-6 Pacific-8

Pac-8: 4th

			Rec.
at Arizona State	W	5-1	1-0
at Arizona State	W	7-5	2-0
at Arizona State	L	3-7	2-1
vs. Albuquerque	L	0-5	2-2
vs. Grand Canyon	W	12-2	3-2
vs. Northern Arizona	L	5-11	3-3
vs. Albuquerque	L	0-5	3-4
vs. Northern Arizona	L	5-6	3-5
Portland State	W	6-3	4-5
Portland State	L	0-5	4-6
at Pacific (Ore.)	W	5-1	5-6
at Linfield	L	0-1	5-7
at Portland State	W	8-2	6-7
Oregon St. Alum (ex.)	W	7-3	7-7
Pacific (Ore.)	W	7-1	8-7
Portland	W	11-0	9-7
at Stanford	L	1-4	9-8
at Stanford	L	1-2	9-9
at California	L	3-6	9-10
at California	W	5-2	10-10
Washington	W	8-5	11-10
Washington State	W	3-1	12-10
Washington State	W	1-0	13-10
Western Oregon	W	6-0	14-10
vs. Washington State	L	0-13	14-11
at Portland	W	7-3	15-11
Linfield	W	3-1	16-11
at Portland State	W	6-2	17-11
Oregon	L	1-6	17-12
Willamette	W	14-5	18-12

Portland State	W	10-0	19-12
UCLA	W	4-1	20-12
UCLA	W	5-4	21-12
Southern California	W	5-0	22-12
Southern California	L	1-5	22-13
Oregon	W	4-2	23-13
at Oregon	W	8-5	24-13

1968

Head coach: Gene Tanselli

23-13-1, 6-12 Pacific-8

Pac-8: 7th

			Rec.
at CSU-Sacramento	W	5-3	1-0
at Cal Poly-SLO	W	2-1	2-0
vs. UC-Santa Barbara	L	1-6	2-1
vs. Washington	W	6-2	3-1
vs. Westmont	W	7-3	4-1
vs. Chapman	W	6-5	5-1
vs. Grambling	W	10-5	6-1
Linfield	W	4-0	7-1
OSU Alumni (ex.)	W	7-3	8-1
Willamette	W	6-1	9-1
at Western Oregon	W	7-0	10-1
Pacific (Ore.)	W	10-2	11-1
at Linfield	W	10-1	12-1
at Pacific (Ore.)	T	4-4	12-1
Willamette	W	9-8	13-1
Portland State	W	6-2	14-1
Western Oregon	W	8-2	15-1
at Washington	W	2-0	16-1
at Washington State	L	1-3	16-2
at Washington State	W	5-2	17-2
Portland	W	7-6	18-2
at Southern California	L	3-7	18-3
at UCLA	L	8-11	18-4
at UCLA	L	1-2	18-5
at Stanford	L	0-2	18-6
at Stanford	L	2-11	18-7
at California	L	1-13	18-8
Eastern Oregon	W	12-11	19-8
at Oregon	L	4-5	19-9
Portland State	W	6-5	20-9
Washington State	W	4-2	21-9
Washington	W	7-6	22-9
Washington	W	15-3	23-9
Stanford	W	4-1	24-9
California	L	1-4	24-10
California	L	1-3	24-11
UCLA	L	5-8	24-12
at Oregon	L	3-8	24-13

1969

Head coach: Gene Tanselli

17-20-1, 9-12 Pacific-8

Pac-8: 5th

			Rec.
Western Oregon	W	5-0	1-0
at Santa Clara	L	3-4	1-1
at Santa Clara	L	0-6	1-2
at Fresno State	L	2-8	1-3
vs. Chapman	L	3-8	1-4
vs. California	W	6-4	2-4
at UC-Santa Barbara	L	3-4	2-5
vs. Westmont	W	10-7	3-5
at Cal Poly-SLO	T	1-1	3-5
Pacific (Ore.)	W	12-2	4-5
at Portland State	W	4-0	5-5
Portland State	L	2-3	5-6
at Portland	W	21-4	6-6
Washington	W	6-5	7-6
Washington State	W	7-6	8-6
Washington State	W	5-4	9-6
Portland	L	2-3	9-7
at Stanford	L	0-4	9-8
at California	L	1-6	9-9
at California	L	2-9	9-10
at Southern California	L	1-3	9-11
at Southern California	L	4-8	9-12
at UCLA	L	1-2	9-13
at Washington State	W	12-5	10-13

at Washington	W	2-1	11-13
at Washington	W	6-5	12-13
Portland State	L	1-2	12-14
Oregon	W	5-3	13-14
at Portland State	W	4-3	14-14
at Western Oregon	W	7-5	15-14
Southern California	L	6-8	15-15
UCLA	L	2-12	15-16
UCLA	L	1-3	15-17
Stanford	L	3-4	15-18
Stanford	L	2-12	15-19
California	L	1-7	15-20
Oregon	W	9-4	16-20
at Oregon	W	3-1	17-20

1970

Head coach: Gene Tanselli

19-15, 6-12 North

North: 2nd

			Rec.
at Fresno State	L	2-3	0-1
vs. Arizona State	L	3-10	0-2
vs. Stanford	L	13-3	0-3
vs. Air Force	W	10-0	1-3
vs. Tulsa	W	7-3	2-3
vs. Southern California	L	0-4	2-4
vs. St John's	W	8-1	3-4
vs. Cal-Riverside	W	2-1	4-4
Western Oregon	L	7-14	4-5
at Pacific (Ore.)	W	2-1	5-5
Portland	L	3-7	5-6
at Portland State	L	1-2	5-7
at Portland State	W	9-0	6-7
at Linfield	W	7-5	7-7
at Oregon	L	5-13	7-8
at Portland	W	3-0	8-8
Portland State	W	1-0	9-8
at Washington State	L	1-11	9-9
Portland State	W	15-0	10-9
Washington	W	4-2	11-9
at California	W	7-3	12-9
at California	L	3-10	12-10
at Stanford	W	5-1	13-10
at Stanford	W	3-1	14-10
Lewis & Clark	W	9-2	15-10
at Western Oregon	W	5-0	16-10
UCLA	L	2-7	16-11
UCLA	L	3-4	16-12
Puget Sound	W	2-1	17-12
Oregon	L	3-5	17-13
at Oregon	W	4-2	18-13
vs. Southern California	L	3-11	18-14
vs. Washington State	W	10-4	19-14
vs. UCLA	L	2-13	19-15

1971

Head coach: Gene Tanselli

18-17, 6-10 North

North: 3rd

			Rec.
at UC-Riverside	L	6-7	0-1
vs. Kansas State	L	9-10	0-2
vs. Air Force	W	2-0	1-2
vs. Brigham Young	W	5-2	2-2
vs. Arizona State	L	4-5	2-3
vs. Stanford	L	5-10	2-4
vs. Oklahoma	L	4-6	2-5
vs. Puget Sound	L	5-9	2-6
vs. St Mary's (Calif.)	W	6-1	3-6
vs. Seattle	W	4-3	4-6
Puget Sound	W	14-6	5-6
Oregon	W	4-2	6-6
at Pacific (Ore.)	W	8-0	7-6
Linfield	W	12-6	8-6
Washington	W	4-3	9-6
Washington	W	5-4	10-6
Portland	L	0-3	10-7
at Washington	W	4-1	11-7
at Washington State	L	0-1	11-8
at Washington State	L	7-8	11-9
at Portland	W	8-4	12-9

Portland State	W	10-5	13-9
at UCLA	L	3-4	13-10
at UCLA	L	1-5	13-11
at Southern California	L	4-10	13-12
at Southern California	L	6-9	13-13
at Portland State	W	10-6	14-13
Lewis & Clark	W	7-6	15-13
Stanford	W	4-3	16-13
Stanford	L	7-16	16-14
California	L	1-2	16-15
California	L	5-12	16-16
Portland State	W	10-5	17-16
at Oregon	W	10-6	18-16
Oregon	L	3-4	18-17

1972

Head coach: Gene Tanselli

13-24, 2-15 North

North: 4th

			Rec.
vs. Loyola (Calif.)	W	10-6	1-0
vs. Cal-Irvine	L	2-7	1-1
vs. Chapman	W	4-3	2-1
vs. Brigham Young	W	5-2	3-1
vs. Cal State-Fullerton	L	5-6	3-2
vs. Colorado	W	6-3	4-2
vs. Cal State-Fullerton	L	4-13	4-3
Willamette	W	6-2	5-3
vs. Seattle	L	6-8	5-4
at Portland State	L	0-1	5-5
Western Oregon	L	5-6	5-6
Portland	W	2-1	6-6
at Oregon	L	6-7	6-7
Oregon	L	1-7	6-8
Oregon	L	0-14	6-9
at Portland State	L	2-3	6-10
at Pacific (Ore.)	W	10-0	7-10
Washington State	L	0-7	7-11
Washington State	L	1-7	7-12
Washington State	L	2-11	7-13
Portland State	W	4-3	8-13
Linfield	W	11-3	9-13
at Washington State	L	5-6	9-14
at Washington State	L	3-4	9-15
at Washington State	L	3-9	9-16
at Portland	L	3-4	9-17
at Southern Oregon	W	8-5	10-17
Washington	L	7-9	10-18
Washington	L	1-2	10-19
Washington	W	7-1	11-19
Washington	L	3-7	11-20
Washington	W	9-2	12-20
at Western Oregon	W	5-4	13-20
at Portland State	L	1-8	13-21
Oregon	L	1-10	13-22
at Oregon	L	3-10	13-23
at Oregon	L	2-3	13-24

1973

Head coach: Jack Riley

15-20-1, 5-13 North

North: 4th

			Rec.
vs. Utah	W	8-2	1-0
at San Diego State	L	4-5	1-1
vs. Utah	W	8-4	2-1
at San Diego State	L	6-11	2-2
at San Diego	L	1-4	2-3
Western Oregon	W	12-3	3-3
vs. Seattle	T	2-2	3-3
at Portland State	W	12-4	4-3
at Portland State	L	0-1	4-4
Portland	W	11-4	5-4
Washington	W	11-7	6-4
Washington	W	11-1	7-4
Washington	W	9-1	8-4
Southern Oregon	L	3-4	8-5
Willamette	W	6-0	9-5
Oregon	W	9-8	10-5
at Oregon	L	4-7	10-6
at Oregon	L	6-9	10-7

2011 OREGON STATE BASEBALL

YEAR-BY-YEAR RESULTS

at Washington State	L	4-9	10-8
at Washington State	L	3-6	10-9
at Washington State	L	6-7	10-10
Portland State	W	5-4	11-10
at Lewis & Clark	L	2-6	11-11
Washington State	L	6-26	11-12
Washington State	L	2-5	11-13
Washington State	L	1-4	11-14
at Portland	L	4-7	11-15
Lewis & Clark	W	2-1	12-15
at Washington	L	2-3	12-16
at Washington	L	1-2	12-17
at Washington	W	3-1	13-17
Portland State	W	9-2	14-17
at Western Oregon	W	2-1	15-17
at Oregon	L	0-10	15-18
Oregon	L	1-2	15-19
Oregon	L	5-7	15-20

1974

Head coach: Jack Riley			
16-23, 6-12 North			
North: 3rd		Rec.	
at Chico State	L	4-5	0-1
at Chico State	L	5-8	0-2
at Santa Clara	L	4-7	0-3
at Cal State-Hayward	L	3-4	0-4
at San Francisco	W	6-0	1-4
at San Jose State	L	7-11	1-5
at CSU-Hayward	W	14-3	2-5
at San Jose State	L	7-9	2-6
at CSU-Sacramento	W	9-5	3-6
at Humboldt State	L	7-12	3-7
Portland State	W	4-2	4-7
vs. Puget Sound	L	0-1	4-8
vs. Washington	L	3-4	4-9
at Portland State	L	3-12	4-10
Washington State	L	6-7	4-11
Washington State	L	1-3	4-12
Washington State	L	1-15	4-13
Portland	W	3-2	5-13
Southern Oregon	W	11-2	6-13
at Washington	W	3-1	7-13
at Washington	L	1-2	7-14
at Washington	L	4-5	7-15
at Portland State	L	1-5	7-16
at Oregon	L	2-12	7-17
Oregon	W	3-2	8-17
Oregon	L	2-7	8-18
at Portland	W	6-3	9-18
Western Oregon	W	5-3	10-18
Washington	W	7-1	11-18
Washington	W	11-1	12-18
Washington	W	8-7	13-18
at Portland State	W	8-1	14-18
at Washington State	L	6-7	14-19
at Washington State	L	2-3	14-20
at Washington State	L	2-3	14-21
Oregon Tech	W	15-5	15-21
Oregon	W	7-6	16-21
at Oregon	L	9-10	16-22
at Oregon	L	5-6	16-23

1975

Head coach: Jack Riley			
28-10-1, 13-5 North			
North: 2nd		Rec.	
vs. Puget Sound	W	13-3	1-0
vs. Washington State	L	2-5	1-1
vs. Gonzaga	W	5-2	2-1
vs. Boise State	W	10-3	3-1
vs. West. Washington	W	7-0	4-1
vs. Lewis-Clark State	W	8-3	5-1
at Santa Clara	T	2-2	5-1
at San Jose State	L	4-5	5-2
at CSU-Stanislaus	W	8-7	6-2
vs. California	W	6-3	7-2
vs. Nevada-Las Vegas	L	3-4	7-3
vs. Air Force	W	7-2	8-3

vs. Laverne	W	4-3	9-3
Pacific (Ore.)	W	8-7	10-3
at Washington State	L	0-7	10-4
at Washington State	W	11-3	11-4
at Washington State	W	10-7	12-4
Western Oregon	W	8-7	13-4
Washington	W	14-2	14-4
Washington	W	10-9	15-4
Washington	W	22-9	16-4
at Portland State	W	9-5	17-4
Puget Sound	L	2-3	17-5
Oregon	W	3-0	18-5
at Oregon	L	6-8	18-6
at Oregon	W	7-4	19-6
at Washington	W	10-5	20-6
at Washington	W	6-2	21-6
at Washington	W	9-0	22-6
at Pacific (Ore.)	W	7-2	23-6
Western Oregon	W	9-7	24-6
at Washington State	L	8-11	24-7
at Washington State	L	3-7	24-8
at Washington State	W	6-7	25-8
at Portland	W	5-4	26-8
at Oregon	L	1-7	26-9
Oregon	W	6-5	27-9
Oregon	W	11-7	28-9
at Washington State	L	4-6	28-10

1976

Head coach: Jack Riley			
31-15, 12-6 North			
North: 2nd		Rec.	
Pacific (Ore.)	W	7-1	1-0
Pacific (Ore.)	W	3-0	2-0
at Chico State	W	7-2	3-0
vs. Delaware	W	2-1	4-0
vs. Eastern Michigan	L	1-5	4-1
vs. Arizona State	L	9-11	4-2
vs. Stanford	L	6-8	4-3
at UC-Riverside	W	3-2	5-3
vs. Tulsa	W	1-0	6-3
vs. Brigham Young	W	5-0	7-3
at CSU-Los Angeles	L	0-3	7-4
at Southern California	L	5-6	7-5
at CSU-Los Angeles	L	5-13	7-6
vs. Grand Canyon	L	1-5	7-7
vs. Nevada-Las Vegas	L	5-7	7-8
vs. Brigham Young	W	13-7	8-8
vs. Arizona State	L	8-9	8-9
vs. Washington State	W	11-2	9-9
Portland	W	15-2	10-9
at Pacific (Ore.)	W	10-0	11-9
Portland State	W	6-1	12-9
Western Oregon	W	14-6	13-9
at Washington	L	2-3	13-10
at Washington	W	9-1	14-10
Western Oregon	W	8-2	15-10
Washington State	W	4-0	16-10
Washington State	W	2-1	17-10
Washington State	L	2-12	17-11
at Portland	W	4-3	18-11
Linfield	W	11-2	19-11
at Oregon	W	9-5	20-11
Oregon	W	8-0	21-11
Oregon	W	3-1	22-11
Western Oregon	W	9-1	23-11
Puget Sound	W	3-0	24-11
at Washington State	L	0-1	24-12
at Washington State	L	3-13	24-13
at Washington State	L	2-3	24-14
at Portland State	W	7-1	25-14
Washington	W	8-3	26-14
Washington	W	8-3	27-14
Washington	W	7-6	28-14
Washington	W	12-3	29-14
Oregon	W	10-0	30-14
Oregon	L	2-3	30-15
at Oregon	W	4-3	31-15

1977

Head coach: Jack Riley			
31-17, 12-6 North			
North: 2nd		Rec.	
Pacific (Ore.)	W	6-0	1-0
Pacific (Ore.)	W	4-1	2-0
at Chico State	W	4-1	3-0
at Chico State	W	5-3	4-0
vs. Cal Poly	W	12-9	5-0
at Southern California	L	3-4	5-1
at Cal State Fullerton	L	1-6	5-2
vs. Pepperdine	L	12-14	5-3
vs. Northern Arizona	L	6-13	5-4
vs. Grand Canyon	W	7-1	6-4
at Arizona State	L	6-11	6-5
vs. Arizona	L	3-7	6-6
at Cal Poly	L	5-7	6-7
at San Jose State	W	3-1	7-7
at Santa Clara	W	1-0	8-7
vs. San Francisco	W	17-2	9-7
vs. Pacific (Calif.)	L	4-5	9-8
vs. Arizona	L	3-11	9-9
vs. Stanford	L	0-9	9-10
vs. San Diego State	W	7-5	10-10
Western Oregon	W	15-1	11-10
Washington	W	8-1	12-10
Washington	W	4-3	13-10
Washington	W	11-3	14-10
at Linfield	W	7-3	15-10
Western Oregon	W	4-0	16-10
at Washington State	L	2-4	16-11
at Washington State	W	7-5	17-11
at Washington State	L	0-9	17-12
Willamette	W	12-5	18-12
at Pacific (Ore.)	W	13-1	19-12
Oregon	W	4-2	20-12
at Oregon	W	6-2	21-12
at Oregon	W	10-5	22-12
Portland	W	10-3	23-12
at Willamette	W	11-5	24-12
Washington State	L	4-11	24-13
Washington State	W	4-3	25-13
Washington State	L	2-5	25-14
at Washington	W	5-2	26-14
at Washington	L	1-9	26-15
at Washington	W	6-1	27-15
at Western Oregon	W	7-0	28-15
Puget Sound	W	5-2	29-15
at Oregon	W	11-4	30-15
Oregon	L	1-7	30-16
Oregon	W	18-3	31-16
at Portland State	L	4-5	31-17

1978

Head coach: Jack Riley			
22-22-2, 6-9 North			
Pac-10 North: 3rd		Rec.	
Pacific (Ore.)	W	6-1	1-0
Pacific (Ore.)	W	4-2	2-0
at Chico State	W	11-0	3-0
at Chico State	L	1-5	3-1
at CSU-Sacramento	W	19-0	4-1
at CSU-Hayward	W	1-0	5-1
at CSU-Hayward	W	2-1	6-1
at St Mary's (Calif.)	T	4-4	6-1
vs. Portland State	L	1-10	6-2
vs. CSU-Los Angeles	W	6-5	7-2
vs. CSU-Los Angeles	L	0-1	7-3
at Fresno State	L	6-11	7-4
vs. Portland State	L	2-6	7-5
at Fresno State	L	1-11	7-6
vs. California	L	5-11	7-7
vs. Maine	W	6-0	8-7
vs. Stanford	L	7-11	8-8
vs. Oral Roberts	L	1-5	8-9
vs. Cal-Riverside	W	4-2	9-9
vs. Washington State	W	2-0	10-9
vs. Valdosta State	W	4-2	11-9
Portland	W	3-2	12-9
Southern Oregon	W	13-3	13-9

Washington State	L	8-11	13-10
Washington State	W	2-1	14-10
Washington State	L	2-4	14-11
Portland State	W	23-3	15-11
at Western Oregon	L	1-5	15-12
at Puget Sound	W	25-3	16-12
at Washington	T	0-0	16-12
at Washington	W	4-3	17-12
Linfield	L	6-7	17-13
Oregon	W	5-2	18-13
Oregon	L	4-5	18-14
at Oregon	W	6-4	19-14
at Linfield	L	3-9	19-15
Washington	L	6-9	19-16
Washington	L	6-12	19-17
Washington	W	5-4	20-17
Washington	L	5-6	20-18
Western Oregon	W	9-0	21-18
at Portland	L	5-10	21-19
at Washington State	W	5-2	22-19
at Washington State	L	2-3	22-20
at Washington State	L	4-5	22-21
at Oregon	L	10-12	22-22

1979

Head coach: Jack Riley			
21-25, 4-11 North			
Pac-10 North: 3rd		Rec.	
at Hawaii	L	1-2	0-1
at Hawaii	L	2-4	0-2
at Hawaii	L	13-14	0-3
at Hawaii	L	3-4	0-4
at Hawaii	L	2-5	0-5
at Hawaii	L	2-6	0-6
Pacific (Ore.)	W	4-2	1-6
Pacific (Ore.)	W	4-0	2-6
at Oregon Tech	W	19-1	3-6
at Oregon Tech	W	18-0	4-6
at Pacific (Calif.)	L	1-9	4-7
at San Jose State	W	7-2	5-7
at CSU-Stanislaus	L	4-11	5-8
at Fresno State	L	2-6	5-9
vs. Pepperdine	L	1-2	5-10
vs. Washington State	L	3-4	5-11
vs. Wyoming	W	11-8	6-11
vs. UNLV	L	5-6	6-12
vs. Pepperdine	L	4-7	6-13
at Fresno State	L	1-9	6-14
at CSU-Sacramento	W	9-2	7-14
Portland State	W	1-0	8-14
Oregon Tech	W	5-1	9-14
Lewis & Clark	W	7-2	10-14
Willamette	W	3-2	11-14
at Washington State	L	2-3	11-15
at Washington State	L	1-8	11-16
at Washington State	L	5-8	11-17
Washington	L	6-7	11-18
Washington	L	0-2	11-19
Washington	L	1-7	11-20
Oregon	W	1-0	12-20
at Oregon	W	7-3	13-20
at Oregon	W	7-3	14-20
Linfield	W	4-1	15-20
at Willamette	W	8-2	16-20
at Puget Sound	W	15-4	17-20
at Washington	L	1-12	17-21
at Washington	L	0-7	17-22
at Washington	L	3-4	17-23
Western Oregon	W	7-3	18-23
at Portland State	W	5-4	19-23
at Lewis & Clark	W	21-3	20-23
at Oregon	L	2-7	20-24
Oregon	W	2-0	21-24
Oregon	L	2-6	21-25

2011 OREGON STATE BASEBALL

YEAR-BY-YEAR RESULTS

1980

Head coach: Jack Riley

33-16, 8-9 North

Pac-10 North: 2nd

			Rec.
Pacific (Ore.)	W	17-0	1-0
Pacific (Ore.)	W	6-0	2-0
at Chico State	L	6-14	2-1
at Pacific (Calif.)	W	4-3	3-1
at Long Beach State	L	2-5	3-2
at Long Beach State	W	2-1	4-2
at Long Beach State	L	4-8	4-3
at Pepperdine	W	3-2	5-3
at Pepperdine	W	7-3	6-3
vs. Oral Roberts	L	3-6	6-4
vs. Oral Roberts	W	5-4	7-4
at Fresno State	L	7-12	7-5
at Chico State	W	17-5	8-5
at Oregon Tech	W	9-3	9-5
Puget Sound	W	8-4	10-5
Puget Sound	W	14-0	11-5
Puget Sound	W	5-0	12-5
at Gonzaga	W	5-3	13-5
at Gonzaga	L	6-8	13-6
Portland State	W	3-1	14-6
Concordia	W	12-0	15-6
George Fox	W	7-4	16-6
Washington	W	2-1	17-6
at Washington State	L	7-8	17-7
at Washington State	L	4-7	17-8
at Washington State	L	5-7	17-9
at Portland	W	10-4	18-9
at Linfield	W	11-7	19-9
Southern Oregon	W	10-2	20-9
at Oregon	L	3-4	20-10
Oregon	W	7-1	21-10
Oregon	W	2-1	22-10
at Portland State	W	8-4	23-10
Linfield	W	22-8	24-10
Washington State	L	3-9	24-11
Washington State	L	3-9	24-12
Washington State	W	12-11	25-12
Lewis & Clark	W	11-2	26-12
at Western Oregon	W	21-3	27-12
Willamette	W	12-3	28-12
at Washington	L	2-3	28-13
at Washington	W	11-7	29-13
at Washington	L	3-4	29-14
at Washington	W	11-7	30-14
Portland	L	0-10	30-15
Western Oregon	W	9-1	31-15
at Oregon	W	8-2	32-15
at Oregon	L	3-8	32-16
Oregon	W	3-2	33-16

1981

Head coach: Jack Riley

29-14-1, 11-7 North

Pac-10 North: 2nd

			Rec.
Western Oregon	W	15-1	1-0
Pacific (Ore.)	W	6-5	2-0
Pacific (Ore.)	W	2-0	3-0
vs. Washington State	L	9-12	3-1
at Lewis-Clark State	W	13-10	4-1
vs. Gonzaga	W	8-1	5-1
vs. East. Washington	W	6-3	6-1
at Lewis-Clark State	L	4-5	6-2
Oregon Tech	W	11-6	7-2
Oregon Tech	W	8-7	8-2
vs. Willamette	L	4-5	8-3
at Chico State	W	6-0	9-3
at Pacific (Calif.)	W	6-5	10-3
vs. Brigham Young	W	6-3	11-3
vs. UC-Santa Barbara	L	6-7	11-4
vs. Fresno State	L	5-8	11-5
vs. Brigham Young	L	2-3	11-6
vs. UC-Santa Barbara	W	5-2	12-6
vs. Washington State	W	5-4	13-6
at San Jose State	L	4-14	13-7
at Chico State	T	9-9	13-7
at Washington	L	1-8	13-8

at Washington	W	7-4	14-8
Washington State	L	3-6	14-9
Washington State	W	6-2	15-9
Western Oregon	W	7-1	16-9
Southern Oregon	W	10-0	17-9
Oregon	L	4-11	17-10
at Oregon	W	7-3	18-10
at Oregon	W	7-5	19-10
at Washington State	W	12-0	20-10
at Washington State	W	9-8	21-10
at Washington State	L	3-12	21-11
at Washington State	L	2-8	21-12
at Portland	W	12-1	22-12
at George Fox	W	23-1	23-12
at Washington	W	11-5	24-12
Washington	W	14-12	25-12
Washington	W	10-2	26-12
Washington	L	4-14	26-13
at Western Oregon	W	6-2	27-13
at Oregon	L	8-10	27-14
Oregon	W	8-3	28-14
Oregon	W	8-6	29-14

1982

Head coach: Jack Riley

29-15, 16-8 North

Pac-10 North: 1st

			Rec.
vs. East. Washington	L	3-4	0-1
at Lewis-Clark State	W	15-7	1-1
vs. Washington State	L	9-13	1-2
at Lewis-Clark State	W	10-4	2-2
at Pacific (Ore.)	W	3-1	3-2
at Oregon Tech	W	15-3	4-2
at Oregon Tech	W	14-6	5-2
at St. Mary's (Calif.)	L	3-5	5-3
at Santa Clara	W	5-1	6-3
at Pacific (Calif.)	W	5-1	7-3
vs. UC-Santa Barbara	L	6-8	7-4
at San Jose State	L	0-7	7-5
at San Jose State	W	9-2	8-5
Western Oregon	W	19-2	9-5
Portland State	W	5-4	10-5
at Portland State	W	9-2	11-5
Eastern Washington	W	3-1	12-5
Eastern Washington	L	3-4	12-6
at Washington State	L	3-4	12-7
at Washington State	W	13-12	13-7
at Gonzaga	W	6-5	14-7
at Gonzaga	L	7-11	14-8
Southern Oregon	W	14-5	15-8
at Portland State	W	5-4	16-8
Western Oregon	W	12-1	17-8
Washington	W	5-2	18-8
Washington	W	6-1	19-8
Portland	W	3-1	20-8
Portland	W	8-1	21-8
at Western Oregon	W	12-4	22-8
Willamette	W	5-4	23-8
at Portland	W	3-1	24-8
at Portland	L	2-4	24-9
at Washington	W	7-5	25-9
at Washington	L	5-13	25-10
Gonzaga	L	3-6	25-11
Gonzaga	W	10-9	26-11
Washington State	W	11-5	27-11
Washington State	W	7-6	28-11
Portland State	W	13-1	29-11
at Eastern Washington	L	1-2	29-12
at Eastern Washington	L	3-7	29-13
at Stanford	L	6-15	29-14
at Stanford	L	4-15	29-15

1983

Head coach: Jack Riley

27-17, 17-7 North

Pac-10 North: 1st

			Rec.
vs. Washington State	L	6-8	0-1
at Lewis-Clark State	L	7-21	0-2
vs. Washington State	L	0-12	0-3

at Santa Clara	W	6-4	1-3
at San Jose State	L	4-5	1-4
at San Jose State	L	8-10	1-5
at San Jose State	W	7-3	2-5
at Oregon Tech	W	19-5	3-5
at Oregon Tech	W	15-0	4-5
vs. Washington	W	12-3	5-5
Linfield	W	13-1	6-5
Portland State	L	7-10	6-6
at Portland State	L	3-5	6-7
Western Oregon	W	8-0	7-7
Willamette	W	7-5	8-7
Portland State	W	11-5	9-7
at Washington State	L	3-6	9-8
at Washington State	L	5-6	9-9
at Lewis-Clark State	L	4-12	9-10
Willamette	W	9-1	10-10
at Western Oregon	L	10-11	10-11
Gonzaga	W	3-2	11-11
Gonzaga	W	9-3	12-11
Eastern Washington	W	8-5	13-11
Eastern Washington	L	6-7	13-12
at Linfield	L	9-13	13-13
at Portland	W	10-1	14-13
at Portland	W	2-1	15-13
at Washington	W	6-5	16-13
at Washington	L	3-7	16-14
Lewis & Clark	W	22-0	17-14
Washington	W	8-2	18-14
Washington	L	3-7	18-15
Portland	W	5-4	19-15
Portland	W	9-4	20-15
at Eastern Washington	W	6-0	21-15
at Eastern Washington	W	13-5	22-15
at Gonzaga	W	10-1	23-15
at Gonzaga	W	10-6	24-15
at Portland State	W	4-3	25-15
Washington State	W	2-1	26-15
Washington State	W	14-5	27-15
at Stanford	L	0-14	27-16
vs. UC-Santa Barbara	L	3-7	27-17

1984

Head coach: Jack Riley

22-23, 11-11 North

Pac-10 North: 4th

			Rec.
vs. CSU-Sacramento	W	4-1	1-0
vs. CSU-Sacramento	W	9-1	2-0
at Fresno State	L	1-9	2-1
vs. SW Louisiana	L	6-8	2-2
vs. UC-Santa Barbara	W	6-5	3-2
vs. Brigham Young	L	5-6	3-3
vs. Washington	W	3-1	4-3
vs. UC-Santa Barbara	W	6-4	5-3
vs. Oral Roberts	L	0-6	5-4
vs. Seton Hall	W	5-3	6-4
vs. Cal State-Fullerton	L	5-14	6-5
vs. Brigham Young	L	1-3	6-6
vs. San Diego State	L	7-12	6-7
at Cal-Riverside	L	2-15	6-8
vs. Washington State	L	7-8	6-9
at Portland	W	4-3	7-9
Portland	L	4-12	7-10
Linfield	W	11-2	8-10
at East. Washington	W	5-3	9-10
at East. Washington	W	6-4	10-10
at Washington State	L	2-5	10-11
at Washington State	W	11-5	11-11
Western Oregon	W	13-4	12-11
Lewis-Clark State	L	4-14	12-12
Portland State	L	0-2	12-13
Portland State	L	3-5	12-14
Washington	W	9-1	13-14
Washington	W	6-4	14-14
Willamette	W	13-5	15-14
at Portland	L	4-6	15-15
at Washington	W	4-3	16-15
at Washington	L	0-7	16-16
Washington State	L	1-2	16-17

Washington State	W	7-2	17-17
Eastern Washington	W	6-2	18-17
Eastern Washington	L	3-5	18-18
Portland	W	4-1	19-18
at Gonzaga	L	1-8	19-19
at Gonzaga	L	6-15	19-20
at Portland State	L	0-1	19-21
at Portland State	W	3-2	20-21
at Portland State	W	4-2	21-21
vs. Washington State	L	4-7	21-22
vs. Eastern Washington	W	3-2	22-22
vs. Washington State	L	2-7	22-23

1985

Head coach: Jack Riley

34-17, 12-12 North

Pac-10 North: 3rd

			Rec.
at Chico State	L	4-10	0-1
at Chico State	W	9-8	1-1
at Chico State	W	36-12	2-1
Pacific (Ore.)	W	7-0	3-1
Western Oregon	W	26-4	4-1
Western Oregon	W	5-0	5-1
Western Oregon	L	6-7	5-2
at Cal-Riverside	L	6-9	5-3
vs. San Diego State	W	4-3	6-3
vs. Missouri	W	11-10	7-3
vs. Arizona State	W	13-2	8-3
at Cal-Riverside	W	5-3	9-3
vs. Harvard	W	13-10	10-3
vs. Air Force	W	14-6	11-3
vs. UCLA	W	14-6	12-3
vs. San Diego State	W	6-5	13-3
Portland	W	2-1	14-3
Willamette	W	3-1	15-3
at Portland	L	0-4	15-4
Eastern Washington	W	4-3	16-4
Eastern Washington	W	9-6	17-4
Portland	W	9-1	18-4
Oregon Tech	W	4-0	19-4
at Washington State	L	7-8	19-5
at Washington State	W	9-8	20-5
at Gonzaga	L	3-5	20-6
at Gonzaga	L	2-9	20-7
Linfield	W	11-3	21-7
at Portland State	W	5-1	22-7
at Portland State	L	2-5	22-8
at Washington	L	3-5	22-9
at Washington	W	5-2	23-9
at Willamette	W	13-4	24-9
Washington	W	7-4	25-9
Washington	L	6-11	25-10
Portland State	L	9-14	25-11
Portland State	L	5-15	25-12
at Linfield	W	6-4	26-12
Gonzaga	W	8-4	27-12
Gonzaga	W	15-8	28-12
Washington State	W	12-1	29-12
Washington State	L	4-8	29-13
at Western Oregon	W	12-0	30-13
at Portland	L	2-3	30-14
at Eastern Washington	W	9-6	31-14
at Eastern Washington	L	2-4	31-15
vs. Washington State	W	8-7	32-15
vs. Washington	W	5-2	33-15
vs. Washington State	W	4-2	34-15
at Stanford	L	3-17	34-16
at Pepperdine	L	1-6	34-17

1986

Head coach: Jack Riley

39-15, 18-5 North

Pac-10 North: 1st

			Rec.
at Oregon Tech	L	5-6	0-1
at CSU-Sacramento	L	3-4	0-2
at CSU-Sacramento	W	1-0	1-2
at Fresno State	W	8-7	2-2
at Fresno State	L	2-13	2-3
at Fresno State	L	2-9	2-4

2011 OREGON STATE BASEBALL

YEAR-BY-YEAR RESULTS

Lewis & Clark	W	5-1	3-4
vs. Cornell	W	12-0	4-4
vs. Tulane	L	9-11	4-5
vs. Cornell	W	5-0	5-5
vs. Wisconsin	L	6-15	5-6
vs. Notre Dame	W	4-1	6-6
at Cal-Riverside	W	13-3	7-6
vs. Washington	L	3-11	7-7
vs. Brigham Young	W	11-3	8-7
Portland State	W	9-3	9-7
at Portland State	W	6-2	10-7
at Washington State	W	13-6	11-7
at Washington State	L	6-7	11-8
Portland State	W	13-3	12-8
Oregon Tech	W	10-0	13-8
at Linfield	W	7-3	14-8
Gonzaga	W	7-3	15-8
Gonzaga	W	11-4	16-8
Eastern Washington	W	3-2	17-8
Eastern Washington	W	8-2	18-8
at Willamette	W	10-5	19-8
Western Oregon	W	17-9	20-8
at East. Washington	W	4-3	21-8
at East. Washington	W	7-6	22-8
at Gonzaga	W	9-6	23-8
at Gonzaga	W	10-8	24-8
at Pacific (Ore.)	W	21-3	25-8
at Portland State	W	2-1	26-8
Washington State	L	3-4	26-9
Linfield	W	5-1	27-9
Washington	W	3-1	28-9
Washington	W	9-4	29-9
Portland	W	5-0	30-9
Portland	W	4-1	31-9
at Portland	L	7-9	31-10
at Portland	L	3-7	31-11
at Washington	W	8-5	32-11
at Washington	L	3-4	32-12
vs. Washington	W	10-2	33-12
vs. Portland	W	6-5	34-12
vs. Portland State	L	3-4	34-13
vs. Washington State	W	11-4	35-13
vs. Portland State	W	7-4	36-13
vs. Portland State	W	8-7	37-13
vs. Arkansas	L	3-4	37-14
vs. Richmond	W	7-1	38-14
vs. Arkansas	W	1-0	39-14
vs. Stanford	L	7-10	39-15

1987

Head coach: Jack Riley			
31-15, 15-9 North			
Pac-10 North: 2nd			Rec.
at Chico State	W	9-4	1-0
at Chico State	W	7-5	2-0
at Chico State	L	5-6	2-1
at Oregon Tech	W	11-0	3-1
vs. CSU-Sacramento	L	12-13	3-2
vs. CSU-Sacramento	L	5-6	3-3
at Fresno State	W	1-0	4-3
vs. UC-Santa Barbara	W	10-4	5-3
vs. U.S. International	W	16-2	6-3
vs. East. Washington	W	18-2	7-3
vs. San Diego State	W	8-7	8-3
Portland	L	6-13	8-4
at Portland	W	13-6	9-4
at Portland State	W	3-2	10-4
Willamette	W	13-6	11-4
Portland State	W	15-6	12-4
Gonzaga	L	4-6	12-5
Gonzaga	W	8-5	13-5
at Portland State	L	1-11	13-6
Linfield	W	5-1	14-6
at East. Washington	W	5-4	15-6
at East. Washington	W	4-1	16-6
at Washington State	L	3-22	16-7
at Washington State	L	3-10	16-8
Pacific (Ore.)	W	13-2	17-8
Oregon Tech	W	19-3	18-8
Washington State	W	6-3	19-8

Washington State	L	7-10	19-9
Eastern Washington	W	4-3	20-9
Eastern Washington	W	8-4	21-9
at Willamette	W	9-3	22-9
Portland State	W	14-3	23-9
at Gonzaga	W	9-0	24-9
at Gonzaga	W	10-8	25-9
at Western Oregon	W	9-0	26-9
at Linfield	W	5-0	27-9
at Washington	W	7-4	28-9
at Washington	L	6-9	28-10
at Portland	L	1-4	28-11
at Portland	L	5-9	28-12
Portland	W	5-4	29-12
Portland	W	18-0	30-12
Washington	W	4-3	31-12
Washington	L	4-13	31-13
vs. Washington	L	4-11	31-14
vs. Washington State	L	2-3	31-15

1988

Head coach: Jack Riley			
30-19, 14-10 North			
Pac-10 North: 2nd			Rec.
at Sonoma State	W	10-3	1-0
at Sonoma State	W	3-1	2-0
at Sonoma State	L	5-7	2-1
at Chico State	L	2-6	2-2
at Chico State	W	8-6	3-2
at Chico State	W	4-0	4-2
at Oregon Tech	W	15-7	5-2
Western Oregon	W	8-1	6-2
Western Oregon	W	7-4	7-2
vs. Geo. Washington	W	9-6	8-2
vs. Texas A&M	L	11-16	8-3
at Fresno State	L	10-12	8-4
vs. Brigham Young	W	6-5	9-4
vs. Long Beach State	L	0-1	9-5
vs. Clemson	L	3-9	9-6
at CSU-Sacramento	L	9-10	9-7
Western Oregon	W	5-1	10-7
Portland	L	4-5	10-8
at Portland	L	2-3	10-9
Portland	W	10-9	11-9
at East. Washington	W	9-3	12-9
at East. Washington	W	17-7	13-9
Pacific (Ore.)	W	17-1	14-9
Gonzaga	W	6-5	15-9
Gonzaga	L	3-12	15-10
at Washington State	L	1-3	15-11
at Washington State	W	4-3	16-11
Willamette	W	8-0	17-11
at Washington State	L	4-5	17-12
at Washington State	L	4-10	17-13
at Gonzaga	L	0-1	17-14
at Gonzaga	W	9-8	18-14
Lewis & Clark	W	9-8	19-14
at Portland	W	9-1	20-14
Eastern Washington	W	2-0	21-14
Eastern Washington	L	1-6	21-15
Concordia	W	4-1	22-15
Portland State	W	4-0	23-15
Portland State	W	23-11	24-15
Washington	W	7-3	25-15
Washington	L	7-16	25-16
at Washington	W	13-0	26-16
at Washington	W	4-3	27-16
at Portland State	L	2-5	27-17
at Portland State	W	13-6	28-17
vs. Portland	W	1-0	29-17
vs. Gonzaga	W	11-1	30-17
vs. Washington State	L	3-13	30-18
vs. East. Washington	L	7-8	30-19

1989

Head coach: Jack Riley			
27-23, 15-9 North			
Pac-10 North: 3rd			Rec.
at Chico State	W	4-3	1-0
at Chico State	W	8-2	2-0
at Chico State	L	6-15	2-1
at Cal State-Sac.	L	3-7	2-2
at Cal State-Sac.	W	5-4	3-2
at Pacific (Calif.)	L	0-3	3-3
at Pacific (Calif.)	W	19-3	4-3
at Fresno State	L	2-5	4-4
at Fresno State	W	8-6	5-4
at Fresno State	L	1-2	5-5
at Long Beach State	L	9-10	5-6
at Long Beach State	L	6-13	5-7
vs. Harvard	L	7-9	5-8
at Cal-Riverside	L	9-10	5-9
vs. Washington State	L	0-4	5-10
vs. Brigham Young	L	2-9	5-11
vs. Arizona State	L	2-4	5-12
George Fox	W	4-2	6-12
at Portland	L	2-4	6-13
Washington State	L	2-4	6-14
Washington State	L	0-2	6-15
Portland	L	3-10	6-16
Linfield	W	12-0	7-16
at East. Washington	W	4-2	8-16
at East. Washington	W	8-3	9-16
at Gonzaga	W	12-5	10-16
at Gonzaga	L	8-11	10-17
Concordia	W	14-5	11-17
Willamette	W	4-0	12-17
Gonzaga	L	5-6	12-18
Gonzaga	L	9-12	12-19
Eastern Washington	W	14-2	13-19
Eastern Washington	W	12-11	14-19
Lewis & Clark	W	12-1	15-19
at Washington State	W	15-4	16-19
at Washington State	W	11-4	17-19
Portland	W	4-3	18-19
at Portland	L	2-5	18-20
at Washington	W	4-3	19-20
at Washington	L	3-7	19-21
at Portland State	W	14-4	20-21
at Portland State	W	8-3	21-21
Portland State	W	9-2	22-21
Portland State	W	12-4	23-21
Washington	W	9-8	24-21
Washington	W	2-1	25-21
vs. Portland	L	1-3	25-22
vs. East. Washington	W	12-5	26-22
vs. Gonzaga	W	8-3	27-22
vs. Portland State	L	4-9	27-23

1990

Head coach: Jack Riley			
30-22, 15-9 North			
Pac-10 North: 2nd			Rec.
at Chico State	L	3-4	0-1
vs. Nevada	L	3-4	0-2
at Chico State	L	8-15	0-3
at Cal State-Sac.	L	2-6	0-4
at Pacific (Calif.)	L	3-4	0-5
at Pacific (Calif.)	L	3-4	0-6
at Fresno State	L	6-7	0-7
at Fresno State	L	5-14	0-8
at Fresno State	W	2-1	1-8
Willamette	W	4-0	2-8
vs. Brigham Young	L	7-10	2-9
vs. Ohio State	W	11-10	3-9
at San Jose State	L	2-3	3-10
vs. Minnesota	W	7-3	4-10
vs. Washington	W	8-1	5-10
at San Jose State	L	3-6	5-11
Western Oregon	W	14-6	6-11
George Fox	W	8-1	7-11
at Portland State	L	5-12	7-12
Portland State	W	12-3	8-12
at George Fox	W	10-4	9-12

Linfield	W	5-3	10-12
at East. Washington	W	8-4	11-12
at East. Washington	L	7-8	11-13
at Washington State	W	8-5	12-13
at Washington State	L	4-11	12-14
at Portland	W	9-4	13-14
Oregon Tech	W	10-7	14-14
Gonzaga	L	3-7	14-15
Gonzaga	L	8-13	14-16
at Willamette	W	9-1	15-16
Portland State	W	4-3	16-16
at Gonzaga	W	11-1	17-16
at Gonzaga	L	0-7	17-17
Concordia	W	7-6	18-17
Washington State	W	2-1	19-17
Washington State	L	0-7	19-18
Eastern Washington	W	15-1	20-18
Eastern Washington	W	8-0	21-18
Eastern Oregon	W	8-0	22-18
at Western Oregon	W	11-0	23-18
Portland	W	4-0	24-18
Portland	W	6-1	25-18
Washington	W	9-0	26-18
Washington	L	6-14	26-19
at Washington	L	3-5	26-20
at Washington	W	9-8	27-20
at Portland	W	11-1	28-20
at Portland	W	7-2	29-20
vs. Washington	W	3-1	30-20
vs. Washington State	L	5-16	30-21
vs. Washington	L	2-9	30-22

1991

Head coach: Jack Riley			
28-20, 12-8 North			
Pac-10 North: 2nd			Rec.
George Fox	W	15-3	1-0
at McNeese State	L	5-6	1-1
vs. Oklahoma State	L	4-5	1-2
at SW Louisiana	W	8-7	2-2
vs. Tulane	W	5-6	2-3
vs. Oklahoma State	L	1-12	2-4
at Portland State	L	3-4	2-5
Portland State	W	22-7	3-5
at CSU-Sacramento	L	6-8	3-6
at Fresno State	L	1-3	3-7
at Fresno State	W	5-2	4-7
at Fresno State	W	5-2	5-7
at UC-Riverside	L	1-2	5-8
vs. Brigham Young	L	1-5	5-9
vs. Lafayette	W	11-5	6-9
vs. New Mexico	W	5-4	7-9
vs. Washington	W	7-5	8-9
Portland	L	0-2	8-10
at Portland State	L	1-7	8-11
at Portland State	L	0-6	8-12
at Washington	L	1-3	8-13
at Washington	W	7-5	9-13
Willamette	W	8-0	10-13
Western Oregon	W	5-4	11-13
Gonzaga	W	6-0	12-13
Gonzaga	W	8-0	13-13
Washington State	W	1-0	14-13
Washington State	L	4-9	14-14
Concordia	W	8-0	15-14
at George Fox	W	6-1	16-14
at Portland	L	0-13	16-15
at Portland	W	9-7	17-15
Linfield	W	4-3	18-15
at Washington State	L	2-6	18-16
at Washington State	L	6-8	18-17
at Gonzaga	W	9-2	19-17
at Gonzaga	W	14-2	20-17
at Western Oregon	W	6-0	21-17
Portland	W	12-11	22-17
at Portland	W	12-8	23-17
Washington	W	5-2	24-17
Washington	W	4-0	25-17

2011 OREGON STATE BASEBALL

YEAR-BY-YEAR RESULTS

Portland State	W	3-0	26-17
Portland State	L	5-8	26-18
vs. Portland	L	4-13	26-19
vs. Washington	W	16-14	27-19
vs. Washington State	W	9-8	28-19
vs. Portland	L	5-8	28-20

1992

Head coach: Jack Riley
23-30, 10-20 North

Pac-10 North: 6th

		W	L	Rec.
Concordia	W	17-2	1-0	
Lewis & Clark	W	15-4	2-0	
vs. Northwestern	L	1-10	2-1	
at Nevada-Las Vegas	L	6-9	2-2	
vs. Southern Utah	W	8-2	3-2	
vs. Northwestern	L	2-5	3-3	
vs. Southern Utah	W	10-1	4-3	
Western Oregon	W	8-0	5-3	
vs. Evansville	W	6-5	6-3	
at Central Florida	L	5-6	6-4	
vs. Illinois-Chicago	W	10-6	7-4	
vs. Evansville	L	5-6	7-5	
at Central Florida	W	5-4	8-5	
vs. Illinois-Chicago	W	7-5	9-5	
at Cal State-Sac.	W	14-6	10-5	
at Cal State-Sac.	L	3-4	10-6	
at Cal State-Sac.	L	3-6	10-7	
vs. Nevada	L	5-7	10-8	
George Fox	L	1-4	10-9	
at Gonzaga	W	3-0	11-9	
at Gonzaga	L	1-6	11-10	
at Gonzaga	L	1-7	11-11	
Willamette	W	14-2	12-11	
at Portland	L	7-12	12-12	
Washington State	L	4-6	12-13	
Washington State	L	7-8	12-14	
Washington State	W	6-3	13-14	
Portland	L	6-7	13-15	
Portland State	L	3-6	13-16	
at Portland State	W	3-1	14-16	
at Portland State	L	4-5	14-17	
at Linfield	L	3-5	14-18	
at Portland	W	7-3	15-18	
at Washington	L	1-2	15-19	
at Washington	L	3-7	15-20	
at Washington	L	1-4	15-21	
at George Fox	W	5-2	16-21	
at Washington State	W	7-4	17-21	
at Washington State	L	6-7	17-22	
at Washington State	W	5-4	18-22	
Linfield	W	7-5	19-22	
at Portland	L	3-7	19-23	
at Portland State	L	5-6	19-24	
Portland State	W	2-0	20-24	
Portland State	L	4-9	20-25	
Portland	W	17-13	21-25	
Portland	L	7-14	21-26	
Washington	W	7-6	22-26	
Washington	L	7-8	22-27	
Washington	L	6-20	22-28	
Gonzaga	W	7-3	23-28	
Gonzaga	L	1-3	23-29	
Gonzaga	L	5-8	23-30	

1993

Head coach: Jack Riley
31-18, 20-10 North

Pac-10 North: 2nd

		W	L	Rec.
vs. California	L	1-10	0-1	
at CSU-Sacramento	W	8-6	1-1	
vs. UC-Santa Barbara	W	11-8	2-1	
at CSU-Sacramento	L	9-10	2-2	
Western Oregon	W	8-3	3-2	
Linfield	W	5-1	4-2	
Eastern Oregon	W	11-0	5-2	
Willamette	W	16-6	6-2	
George Fox	W	14-1	7-2	
vs. Utah	L	3-7	7-3	

at San Jose State	W	5-1	8-3
vs. Cal State-Sac.	W	7-1	9-3
vs. Utah	W	5-1	10-3
at Texas Christian	W	2-0	11-3
at Texas Christian	L	4-5	11-4
at Texas-Arlington	L	9-13	11-5
at Oklahoma	L	13-14	11-6
at Oklahoma	L	9-20	11-7
vs. SW Missouri State	W	17-3	12-7
at Oklahoma	L	9-10	12-8
Gonzaga	W	13-0	13-8
Gonzaga	W	17-3	14-8
at Portland	W	4-1	15-8
Portland	W	8-3	16-8
at Washington State	W	9-2	17-8
at Washington State	L	5-11	17-9
at Washington State	L	7-8	17-10
Portland	W	5-0	18-10
vs. Washington	L	1-4	18-11
vs. Washington	L	0-5	18-12
vs. Washington	W	4-0	19-12
Portland	W	5-0	20-12
at Portland State	W	10-0	21-12
at Portland State	W	5-3	22-12
at Gonzaga	W	10-8	23-12
at Gonzaga	W	11-3	24-12
at Gonzaga	L	2-9	24-13
at Gonzaga	W	6-4	25-13
at Portland	W	16-3	26-13
Portland State	W	13-5	27-13
Portland State	L	4-6	27-14
at Portland State	L	1-2	27-15
at Portland State	L	4-9	27-16
Portland	W	3-1	28-16
Washington	W	2-1	29-16
Washington	L	4-5	29-17
Washington	L	6-9	29-18
Washington State	W	9-0	30-18
Washington State	W	3-2	31-18

1994

Head coach: Jack Riley
36-15, 22-8 North

Pac-10 North: 1st

		W	L	Rec.
Western Oregon	W	2-1	1-0	
Lewis & Clark	W	5-0	2-0	
Pacific (Ore.)	W	10-3	3-0	
vs. Portland	L	2-5	3-1	
at Cal State-Sac.	W	5-0	4-1	
at Cal State-Sac.	W	10-3	5-1	
vs. Portland	W	8-5	6-1	
at Western Oregon	W	11-0	7-1	
George Fox	W	8-3	8-1	
vs. Maine	W	18-2	9-1	
vs. Portland	L	0-3	9-2	
at San Jose State	L	0-3	9-3	
vs. Maine	W	8-3	10-3	
Willamette	W	7-4	11-3	
vs. Clemson	W	9-2	12-3	
at Hawaii	L	7-4	12-4	
vs. Grand Canyon	L	2-4	12-5	
vs. Lewis-Clark State	W	2-0	13-5	
vs. Washington	W	12-2	14-5	
at Hawaii	L	4-13	14-6	
vs. Lewis-Clark State	L	0-1	14-7	
at Portland State	W	6-5	15-7	
Gonzaga	W	2-1	16-7	
Gonzaga	W	5-3	17-7	
Gonzaga	W	5-2	18-7	
at Washington State	W	9-5	19-7	
at Washington State	W	4-3	20-7	
at Washington State	W	3-1	21-7	
at Portland State	W	7-1	22-7	
Portland	L	1-10	22-8	
Portland	W	4-0	23-8	
at Portland	W	12-1	24-8	
Portland State	L	1-6	24-9	
Washington	L	0-2	24-10	
Washington	L	1-19	24-11	
Washington	W	3-1	25-11	

at Portland State	L	1-8	25-12
at Washington	W	5-3	26-12
at Washington	L	2-5	26-13
at Washington	L	6-9	26-14
Portland State	W	2-1	27-14
at Portland	W	4-2	28-14
at Portland	L	12-13	28-15
Portland	W	4-2	29-15
Portland State	W	11-6	30-15
Washington State	W	3-0	31-15
Washington State	W	4-2	32-15
Washington State	W	6-1	33-15
at Gonzaga	W	3-2	34-15
at Gonzaga	W	12-3	35-15
at Gonzaga	W	9-2	36-15

1995

Head coach: Pat Casey
25-24-1, 14-16 North

Pac-10 North: 4th

		W	L	Rec.
Western Oregon	W	4-3	1-0	
Concordia	W	16-2	2-0	
Eastern Oregon	W	3-0	3-0	
Willamette	W	10-6	4-0	
George Fox	W	4-0	5-0	
at Western Oregon	L	3-6	5-1	
vs. Michigan State	L	2-12	5-2	
vs. Michigan State	W	11-10	6-2	
at New Mexico State	W	13-10	7-2	
at New Mexico State	L	11-12	7-3	
at New Mexico State	W	7-4	8-3	
vs. Arkansas	L	4-5	8-4	
at San Jose State	T	6-6	8-4	
vs. Santa Clara	L	4-6	8-5	
vs. Santa Clara	L	8-9	8-6	
at Gonzaga	L	5-6	8-7	
vs. Lewis-Clark State	L	3-13	8-8	
vs. Portland	W	5-4	9-8	
vs. Brigham Young	W	19-3	10-8	
Gonzaga	W	5-4	11-8	
Gonzaga	L	1-7	11-9	
Gonzaga	W	6-5	12-9	
at Gonzaga	W	1-0	13-9	
at Gonzaga	L	1-2	13-10	
at Gonzaga	W	8-4	14-10	
at Portland State	L	3-6	14-11	
at Portland State	L	2-5	14-12	
Washington State	L	4-5	14-13	
Washington State	W	5-4	15-13	
at Portland	W	7-4	16-13	
at Portland	L	7-8	16-14	
Portland	L	7-8	16-15	
at Portland State	L	5-6	16-16	
at Washington	L	3-5	16-17	
at Washington	L	0-1	16-18	
at Washington	L	0-2	16-19	
Portland State	L	1-5	16-20	
Portland State	W	13-4	17-20	
Washington	W	2-1	18-20	
Washington	W	9-2	19-20	
Washington	W	6-5	20-20	
Portland State	W	4-2	21-20	
at Portland	W	3-2	22-20	
Portland	L	4-9	22-21	
Portland	W	10-5	23-21	
Linfield	W	7-5	24-21	
at Washington State	L	1-3	24-22	
at Washington State	L	5-14	24-23	
at Washington State	L	7-8	24-24	
at Washington State	W	14-6	25-24	

1996

Head coach: Pat Casey
32-16-1, 14-10 North

Pac-10 North: 2nd

		W	L	Rec.
at Pacific (Calif.)	W	5-4	1-0	
at Pacific (Calif.)	W	5-3	2-0	
at Pacific (Calif.)	L	3-4	2-1	
at San Diego	W	19-4	3-1	

at San Diego State	L	3-4	3-2
vs. Utah	W	7-0	4-2
at San Diego State	T	10-10	4-2
at Portland	W	16-2	5-2
at San Jose State	W	8-5	6-2
at San Jose State	W	10-3	7-2
George Fox	W	13-2	8-2
vs. Pacific (Calif.)	L	2-6	8-3
vs. Creighton	W	8-3	9-3
vs. Creighton	W	14-10	10-3
vs. New Mexico	W	5-4	11-3
at Fresno State	L	4-7	11-4
vs. Pacific (Calif.)	W	11-2	12-4
Pacific (Ore.)	W	16-1	13-4
vs. Wright State	W	3-2	14-4
vs. Lewis-Clark State	W	7-3	15-4
at Hawaii	L	7-8	15-5
vs. Hawaii-Hilo	W	3-2	16-5
at Hawaii	L	9-15	16-6
at Washington	L	8-9	16-7
at Washington	W	15-2	17-7
at Washington	L	2-5	17-8
at Washington	L	3-5	17-9
Linfield	W	9-6	18-9
Portland State	W	14-2	19-9
Portland State	L	6-7	19-10
at Portland State	L	0-2	19-11
at Portland State	W	9-8	20-11
Washington State	W	18-3	21-11
Washington State	W	4-3	22-11
Washington State	W	6-2	23-11
Washington State	W	16-9	24-11
at Washington State	L	5-9	24-12
at Washington State	L	3-6	24-13
at Washington State	L	7-10	24-14
at Washington State	W	3-0	25-14
at Portland State	W	3-2	26-14
Portland State	L	2-5	26-15
Portland State	W	14-0	27-15
at Portland State	W	11-1	28-15
Portland	W	18-5	29-15
Washington	W	6-2	30-15
Washington	W	3-2	31-15
Washington	W	3-2	32-15
Washington	L	5-9	32-16

1997

Head coach: Pat Casey
38-12-1, 18-6 North

Pac-10 North: 2nd

		W	L	Rec.
at Hawaii	W	14-4	1-0	
at Hawaii	W	9-5	2-0	
at Hawaii-Hilo	L	3-11	2-1	
at Hawaii-Hilo	T	1-1	2-1	
at CSU-Sacramento	L	0-2	2-2	
at CSU-Sacramento	W	18-6	3-2	
at CSU-Sacramento	W	8-5	4-2	
at California	L	6-8	4-3	
at California	L	2-14	4-4	
at California	W	15-2	5-4	
Willamette	W	5-4	6-4	
vs. Portland	L	6-10	6-5	
vs. Washington State	W	17-3	7-5	
vs. Gonzaga	W	5-3	8-5	
at Lewis				

2011 OREGON STATE BASEBALL

YEAR-BY-YEAR RESULTS



Goss Stadium as it was seen in 2000

Portland State	W	13-2	23-7
at Washington	L	5-10	23-8
at Washington	W	15-4	24-8
at Washington	L	2-3	24-9
at Washington	W	7-6	25-9
at Portland	W	9-3	26-9
Washington	L	4-6	26-10
Washington	W	7-6	27-10
Washington	W	17-7	28-10
Washington	L	3-6	28-11
Linfield	W	18-0	29-11
Portland State	W	6-1	30-11
Portland State	L	3-4	30-12
at Portland State	W	7-5	31-12
at Portland State	W	6-2	32-12
Portland State	W	5-3	33-12
Portland	W	33-3	34-12
at Washington State	W	18-8	35-12
at Washington State	W	20-4	36-12
at Washington State	W	6-1	37-12
at Washington State	W	14-12	38-12

1998

Head coach: Pat Casey			
35-14-1, 15-9 North			
Pac-10 North: 2nd			
			Rec.
vs. South Florida	W	7-6	1-0
vs. Florida Atlantic	W	13-5	2-0
vs. Central Florida	W	7-2	3-0
vs. UC-Santa Barbara	L	7-11	3-1
at San Diego State	L	3-6	3-2
vs. New Mexico	W	11-0	4-2
at San Diego	W	8-3	5-2
at UC-Santa Barbara	W	13-1	6-2
at UC-Santa Barbara	L	6-7	6-3
at UC-Santa Barbara	T	4-4	6-3
at Southern California	L	0-9	6-4
at Southern California	L	4-7	6-5
at Southern California	W	13-6	7-5
Portland	W	7-2	8-5
St. Martin's	W	22-4	9-5
St. Martin's	W	5-4	10-5
St. Martin's	W	10-2	11-5
at Washington State	L	3-13	11-6
at Washington State	W	6-2	12-6
at Washington State	L	0-9	12-7
Arizona	W	3-2	13-7
Arizona	W	9-1	14-7
Arizona	W	4-3	15-7
at Portland	W	8-1	16-7
Portland State	W	8-7	17-7
at Portland State	W	10-4	18-7
at Portland State	W	7-0	19-7
Portland State	W	18-8	20-7
Washington	W	4-2	21-7
Washington	W	10-5	22-7
Washington	L	16-18	22-8
Washington	L	10-11	22-9

Portland	W	13-9	23-9
at Portland State	W	23-4	24-9
Portland State	W	8-6	25-9
Portland State	W	10-0	26-9
at Portland State	W	14-8	27-9
at Portland	W	4-3	28-9
Washington State	L	4-6	28-10
Washington State	L	6-10	28-11
Washington State	W	12-2	29-11
Washington State	W	7-4	30-11
Washington State	W	12-11	31-11
at Washington	L	12-16	31-12
at Washington	W	8-2	32-12
at Washington	L	6-20	32-13
at Washington	L	5-12	32-14
UCLA	W	8-7	33-14
UCLA	W	19-5	34-14
UCLA	W	11-8	35-14

1999

Head coach: Pat Casey			
19-35, 7-17 Pacific-10			
Pac-10: 8th			
			Rec.
vs. Kansas State	W	13-6	1-0
vs. Nebraska	W	4-3	2-0
vs. New Mexico State	W	7-1	3-0
vs. Kansas State	L	6-7	3-1
at CSU-Northridge	L	4-16	3-2
at CSU-Northridge	W	9-1	4-2
at CSU-Northridge	W	8-4	5-2
at CSU-Northridge	L	4-8	5-3
vs. Oklahoma State	W	1-0	6-3
vs. Texas Tech	L	9-14	6-4
vs. San Diego	W	7-6	7-4
vs. Loyola Marymount	L	4-13	7-5
at Santa Clara	L	1-3	7-6
at Santa Clara	L	4-7	7-7
at Santa Clara	L	0-1	7-8
at Santa Clara	L	9-12	7-9
at San Jose State	W	3-2	8-9
vs. Gonzaga	L	1-4	8-10
vs. Gonzaga	W	16-15	9-10
Southern California	L	2-5	9-11
Southern California	L	10-12	9-12
Southern California	L	1-4	9-13
Portland	W	8-7	10-13
vs. Washington State	L	2-6	10-14
vs. Washington State	L	9-10	10-15
vs. Washington State	L	5-6	10-16
vs. Minnesota	L	6-14	10-17
vs. Minnesota	L	9-16	10-18
vs. Minnesota	L	6-11	10-19
Arizona State	L	5-9	10-20
Arizona State	W	9-8	11-20
Arizona State	L	9-21	11-21
at Portland	W	10-3	12-21
at Arizona	L	9-11	12-22
at Arizona	L	7-10	12-23

at Arizona	L	5-10	12-24
Washington	L	5-14	12-25
Washington	L	16-17	12-26
California	L	3-13	12-27
California	W	11-5	13-27
California	L	6-7	13-28
at Portland	W	17-8	14-28
at Washington	L	7-10	14-29
at Washington	W	6-3	15-29
at Washington	L	4-12	15-30
at Stanford	L	0-7	15-31
at Stanford	L	5-10	15-32
at Stanford	L	8-9	15-33
at UCLA	W	7-5	16-33
at UCLA	L	0-15	16-34
at UCLA	L	6-8	16-35
Washington State	W	13-4	17-35
Washington State	W	8-6	18-35
Washington State	W	9-7	19-35

2000

Head coach: Pat Casey			
28-27, 9-15 Pacific-10			
Pac-10: 6th			
			Rec.
vs. Kansas State	L	6-7	0-1
vs. Texas A&M	L	4-9	0-2
vs. Kansas State	W	16-2	1-2
at Fresno State	L	1-4	1-3
at Fresno State	L	4-9	1-4
at Fresno State	L	0-8	1-5
vs. West Virginia	W	9-6	2-5
vs. Nevada	W	9-5	3-5
vs. Santa Clara	L	10-12	3-6
at UNLV	W	4-3	4-6
vs. CSU-Northridge	W	13-10	5-6
at Washington	W	13-9	6-6
at Washington	W	27-4	7-6
Western Oregon	W	9-5	8-6
Washington State	W	8-3	9-6
Washington State	W	14-2	10-6
Washington State	L	6-11	10-7
vs. Ohio State	W	13-0	11-7
at Texas A&M	L	0-3	11-8
vs. Central Michigan	L	3-4	11-9
vs. Ohio State	L	3-8	11-10
vs. Central Michigan	W	5-3	12-10
at Texas A&M	W	6-1	13-10
CSU-Northridge	W	10-9	14-10
CSU-Northridge	L	7-9	14-11
CSU-Northridge	W	9-3	15-11
CSU-Northridge	W	11-8	16-11
UCLA	L	1-3	16-12
UCLA	L	10-18	16-13
UCLA	L	5-9	16-14
Portland	L	10-13	16-15
at Arizona State	L	0-1	16-16
at Arizona State	W	11-3	17-16
at Arizona State	L	7-8	17-17
at Portland	W	13-5	18-17
Arizona	W	6-3	19-17
Arizona	W	10-4	20-17
Arizona	L	5-10	20-18
Concordia	W	13-5	21-18
at California	W	12-4	22-18
at California	L	9-15	22-19
at California	W	8-5	23-19
Portland	W	11-4	24-19
Washington	W	6-3	25-19
Washington	L	3-8	25-20
Washington	W	11-10	26-20
Stanford	L	6-10	26-21
Stanford	W	5-2	27-21
Stanford	L	5-7	27-22
at Southern California	L	1-12	27-23
at Southern California	L	7-16	27-24
at Southern California	L	3-16	27-25
at Washington State	L	9-10	27-26
at Washington State	W	4-3	28-26
at Washington State	L	9-16	28-27

2001

Head coach: Pat Casey			
31-24, 11-13 Pacific-10			
Pac-10: 6th			
			Rec.
at CSU-Northridge	L	7-17	0-1
at CSU-Northridge	L	11-15	0-2
at CSU-Northridge	L	10-20	0-3
at San Diego State	W	8-7	1-3
vs. Texas Tech	W	5-4	2-3
vs. Cal-Riverside	W	18-10	3-3
vs. Oklahoma	W	10-8	4-3
vs. Clemson	L	5-9	4-4
vs. Clemson	W	10-9	5-4
at UNLV	W	11-9	6-4
vs. Clemson	L	2-13	6-5
Portland	W	9-0	7-5
San Francisco	L	2-3	7-6
San Francisco	W	6-5	8-6
San Francisco	L	3-4	8-7
Washington	L	7-10	8-8
Washington	W	17-3	9-8
vs. Washington State	W	6-3	10-8
vs. Washington State	W	11-10	11-8
vs. Washington State	L	7-8	11-9
Gonzaga	W	12-6	12-9
Gonzaga	W	10-9	13-9
Minnesota	W	6-5	14-9
Minnesota	W	4-1	15-9
Minnesota	W	12-2	16-9
Arizona State	L	2-10	16-10
Arizona State	W	4-1	17-10
Arizona State	W	12-2	18-10
at Arizona	L	2-5	18-11
at Arizona	W	8-0	19-11
at Arizona	L	6-13	19-12
California	W	6-5	20-12
California	W	10-1	21-12
California	L	1-12	21-13
at Stanford	L	1-4	21-14
at Stanford	L	1-8	21-15
at Stanford	L	5-22	21-16
Concordia	W	11-2	22-16
Washington State	W	14-5	23-16
Washington State	W	10-9	24-16
Washington State	W	8-7	25-16
at Portland	W	10-9	26-16
Portland	W	13-6	27-16
at Hawaii	L	3-7	27-17
at Hawaii	W	18-7	28-17
at Hawaii	L	9-12	28-18
at Washington	L	4-11	28-19
at Washington	W	9-1	29-19
at Washington	L	1-3	29-20
at UCLA	L	3-5	29-21
at UCLA	L	6-7	29-22
at UCLA	W	11-8	30-22
Southern California	L	3-7	30-23
Southern California	W	6-0	31-23
Southern California	L	0-1	31-24

2002

Head coach: Pat Casey			
31-23, 10-14 Pacific-10			
Pac-10: 6th			
			Rec.
at Arizona State	L	5-13	0-1
vs. Oral Roberts	W	10-9	1-1
vs. Southern Utah	W	7-1	2-1
at San Diego	L	2-6	2-2
at San Diego	L	2-4	2-3
at San Diego	L	2-8	2-4
vs. Western Kentucky	W	6-2	3-4
at Portland	L	4-5	3-5
vs. Michigan	W	10-4	4-5
at UC-Riverside	L	4-21	4-6
vs. San Francisco	W	9-6	5-6
vs. Michigan	W	13-2	6-6
Gonzaga	W	11-9	7-6
Gonzaga	W	9-8	8-6
Gonzaga	L	3-8	8-7

2011 OREGON STATE BASEBALL

YEAR-BY-YEAR RESULTS

at Nevada	W	7-5	9-7
at Nevada	W	11-8	10-7
Washington State	W	9-1	11-7
Washington State	W	5-4	12-7
Washington State	W	6-5	13-7
CSU-Northridge	L	3-4	13-8
CSU-Northridge	L	4-10	13-9
CSU-Northridge	W	14-3	14-9
Portland	W	5-2	15-9
Arizona	L	9-13	15-10
Arizona	W	2-1	16-10
Arizona	W	5-0	17-10
Portland	W	11-1	18-10
at Southern California	L	2-9	18-11
at Southern California	W	13-3	19-11
at Southern California	L	0-7	19-12
Hawai'i-Hilo	W	10-2	20-12
Hawai'i-Hilo	W	11-9	21-12
Hawai'i-Hilo	W	21-3	22-12
Hawai'i-Hilo	W	11-0	23-12
UCLA	W	9-8	24-12
UCLA	L	1-6	24-13
UCLA	L	7-9	24-14
at Portland	W	11-4	25-14
Stanford	W	3-1	26-14
Stanford	W	4-3	27-14
Stanford	L	0-13	27-15
at Washington State	W	18-1	28-15
at Washington State	W	10-6	29-15
at Washington State	W	22-21	30-15
at California	L	7-13	30-16
at California	L	1-2	30-17
at California	L	3-8	30-18
Washington	L	5-6	30-19
Washington	L	3-13	30-20
Washington	W	5-3	31-20
at Arizona State	L	7-13	31-21
at Arizona State	L	8-9	31-22
at Arizona State	L	2-5	31-23

2003

Head coach: Pat Casey			
25-28, 7-17 Pacific-10			
Pac-10: Tied-8th			
			Rec.
at UC-Riverside	L	6-9	0-1
at UC-Riverside	W	8-6	1-1
at UC-Riverside	L	2-10	1-2
vs. Oklahoma State	W	4-0	2-2
vs. Gonzaga	W	5-1	3-2
vs. Arizona State	L	4-9	3-3
vs. New Mexico	W	18-16	4-3
vs. New Mexico State	L	7-15	4-4
vs. New Mexico	L	7-14	4-5
vs. New Mexico State	W	16-14	5-5
vs. CSU-Northridge	W	10-6	6-5
vs. San Diego State	W	10-6	7-5
vs. CSU-Northridge	L	8-10	7-6
vs. San Diego	L	9-10	7-7
at Portland	W	13-6	8-7
at Portland	W	9-0	9-7
Washington	L	5-9	9-8
Washington	L	5-9	9-9
vs. Washington State	L	6-8	9-10
vs. Washington State	W	4-0	10-10
UC-Santa Barbara	L	4-5	10-11
UC-Santa Barbara	W	4-3	11-11
UC-Santa Barbara	W	6-4	12-11
California	W	8-6	13-11
California	L	6-8	13-12
California	L	13-19	13-13
at Portland	W	18-6	14-13
at Washington	L	4-10	14-14
at Washington	L	8-9	14-15
at Washington	W	6-5	15-15
Portland	W	10-1	16-15
Washington State	L	6-10	16-16
Washington State	W	11-3	17-16
Washington State	L	7-11	17-17
at Stanford	L	2-5	17-18
at Stanford	W	8-7	18-18

at Stanford	L	0-10	18-19
at Portland	W	14-4	19-19
Southern California	L	3-4	19-20
Southern California	L	2-3	19-21
Southern California	L	2-12	19-22
at UCLA	L	7-8	19-23
at UCLA	L	9-10	19-24
at UCLA	W	7-6	20-24
Concordia	W	13-2	21-24
George Fox	W	4-0	22-24
Arizona State	L	4-14	22-25
Arizona State	W	6-1	23-25
Arizona State	L	7-12	23-26
at Arizona	L	6-20	23-27
at Arizona	L	4-9	23-28
at Arizona	W	13-12	24-28
Portland	W	4-3	25-28

2004

Head coach: Pat Casey			
31-22, 10-14 Pacific-10			
Pac-10: Tied-6th			
			Rec.
vs. Utah	W	8-6	1-0
vs. Gonzaga	W	8-6	2-0
vs. CSU-Northridge	W	3-2	3-0
at Texas-Arlington	W	7-0	4-0
vs. Arkansas-LR	W	8-3	5-0
vs. SW Missouri State	W	5-4	6-0
at UC-Riverside	W	16-3	7-0
vs. CSU-Sacramento	L	3-10	7-1
vs. Washington	W	13-8	8-1
vs. Citadel	L	6-7	8-2
at Hawai'i	L	1-10	8-3
vs. Chicago State	W	15-3	9-3
vs. Citadel	W	3-2	10-3
at Hawai'i	L	3-7	10-4
Gonzaga	W	12-2	11-4
Gonzaga	W	15-3	12-4
Gonzaga	L	5-10	12-5
Utah Valley State	W	11-5	13-5
Utah Valley State	W	7-0	14-5
Utah Valley State	L	4-5	14-6
at California	W	15-5	15-6
at California	L	5-11	15-7
at California	W	14-3	16-7
at Portland	W	25-4	17-7
Arizona	L	3-4	17-8
Arizona	L	7-14	17-9
Arizona	W	6-5	18-9
Stanford	L	8-11	18-10
Stanford	W	5-4	19-10
Stanford	L	4-16	19-11
at Washington	W	7-4	20-11
at Washington	W	6-4	21-11
at CSU-Sacramento	W	7-2	22-11
at CSU-Sacramento	W	9-1	23-11
at CSU-Sacramento	W	12-6	24-11
at Southern California	L	4-8	24-12
at Southern California	W	4-3	25-12
at Southern California	W	8-4	26-12
Washington	W	7-3	27-12
Washington	L	14-26	27-13
Washington	L	5-8	27-14
at Portland	L	2-6	27-15
at Arizona State	L	3-9	27-16
at Arizona State	L	1-3	27-17
at Arizona State	L	4-8	27-18
Portland	L	1-3	27-19
Portland	W	16-3	28-20
at Washington State	W	3-2	29-20
at Washington State	L	2-4	29-21
at Washington State	W	5-3	30-21
UCLA	W	3-2	31-21
UCLA	L	2-12	31-22
UCLA	L	6-11	31-23



The 2006 Oregon State Beavers

2005

Head coach: Pat Casey			
46-12, 19-5 Pacific-10			
Pac-10: 1st			
			Rec.
vs. New Mexico State	W	19-0	1-0
vs. Gonzaga	L	1-3	1-1
vs. New Mexico State	W	11-2	2-1
at Arizona State	W	12-6	3-1
Portland	W	6-4	4-1
vs. UC-Davis	W	8-0	5-1
at San Diego	W	3-2	6-1
at UC-Santa Barbara	W	4-2	7-1
at UC-Santa Barbara	W	6-4	8-1
at UC-Santa Barbara	W	5-3	9-1
UC-Riverside	L	2-3	9-2
UC-Riverside	W	5-2	10-2
UC-Riverside	W	7-2	11-2
vs. Cal St.-Northridge	W	4-1	12-2
at Pepperdine	L	4-9	12-3
vs. Winthrop	W	8-2	13-3
CSU-Sacramento	W	8-2	14-3
CSU-Sacramento	W	7-4	15-3
CSU-Sacramento	W	9-3	16-3
at Portland	W	7-5	17-3
Dallas Baptist	L	7-17	17-4
Dallas Baptist	W	7-2	18-4
Dallas Baptist	W	11-3	19-4
Brigham Young	W	12-5	20-4
Brigham Young	W	11-6	21-4
California	W	11-1	22-4
California	W	5-2	23-4
California	W	4-2	24-4
at Stanford	W	9-7	25-4
at Stanford	W	11-10	26-4
at Stanford	L	3-4	26-5
at Arizona	L	5-7	26-6
at Arizona	W	17-1	27-6
at Arizona	L	6-7	27-7
Washington State	W	5-4	28-7
Washington State	W	8-1	29-7
Washington State	W	7-6	30-7
Arizona State	W	6-5	31-7
Arizona State	L	1-3	31-8
Arizona State	W	5-1	32-8
Portland	W	6-2	33-8
at UCLA	W	3-1	34-8
at UCLA	W	10-4	35-8
at UCLA	W	16-3	36-8
at Washington	W	7-0	37-8
at Washington	W	10-4	38-8
at Washington	W	3-1	39-8
Southern California	W	5-4	40-8
Southern California	W	10-7	41-8
Southern California	L	2-12	41-9
Ohio State	W	4-3	42-9
St. John's (N.Y.)	W	11-1	43-9
St. John's (N.Y.)	W	19-3	44-9
Southern California	W	10-4	45-9
Southern California	L	8-9	45-10
Southern California	W	10-8	46-10
vs. Tulane	L	1-3	46-11
vs. Baylor	L	3-4	46-12

2006

Head coach: Pat Casey			
50-16, 16-7 Pacific-10			
Pac-10: 1st			
NCAA champion			
			Rec.
vs. Nevada	W	12-4	1-0
vs. Arizona State	W	11-0	2-0
vs. Gonzaga	L	5-6	2-1
at Pepperdine	W	7-6	3-1
at Pepperdine	L	2-6	3-2
at Pepperdine	L	1-7	3-3
vs. Brigham Young	W	12-2	4-3
at UC-Davis	L	1-2	4-4
at CSU-Sacramento	W	8-3	5-4
vs. St. Mary's (Calif.)	W	7-5	6-4
Nevada	W	13-4	7-4
Nevada	W	4-0	8-4
Nevada	W	8-1	9-4
Portland	W	3-1	10-4
at New Mexico	W	10-4	11-4
at New Mexico	L	2-13	11-5
at Southern California	W	4-1	12-5
at Southern California	L	3-11	12-6
at Southern California	L	1-4	12-7
Utah Valley State	W	7-5	13-7
Utah Valley State	W	9-4	14-7
Utah Valley State	W	13-6	15-7
at Pacific (Calif.)	W	6-4	16-7
vs. San Francisco	L	2-8	16-8
Texas-Pan American	W	5-4	17-8
Texas-Pan American	W	9-1	18-8
Texas-Pan American	W	14-1	19-8
Arizona	W	10-5	20-8
Arizona	W	10-2	21-8
Arizona	L	1-8	21-9
at Portland	W	14-9	22-9
Stanford	W	3-0	23-9
Stanford	W	1-0	24-9
Stanford	W	12-1	25-9
at California	W	5-2	26-9
at California	W	5-2	27-9
at California	W	9-7	28-9
Portland	L	13-20	28-10
Cal Poly	W	3-0	29-10
New Mexico	W	16-1	30-10
Cal Poly	W	8-4	31-10
New Mexico	W	8-2	32-10
Washington	L	4-6	32-11
Washington	W	5-3	33-11
Washington	W	7-1	34-11
at Arizona State	L	3-10	34-12
at Arizona State	L	3-6	34-13
at Arizona State	W	9-8	35-13
at Washington State	W	16-1	36-13
at Washington State	W	10-2	37-13
at Washington State	W	13-3	38-13
UCLA	W	9-2	39-13
UCLA	L	1-3	39-14
Wright State	W	5-3	40-14
Kansas	W	11-3	41-14
Hawai'i	W	12-3	42-14
Stanford	W	4-3	43-14

2011 OREGON STATE BASEBALL

YEAR-BY-YEAR RESULTS

Stanford	W	15-0	44-14
vs. Miami (Fla.)	L	1-11	44-15
vs. Georgia	W	5-3	45-15
vs. Miami (Fla.)	W	8-1	46-15
vs. Rice	W	5-0	47-15
vs. Rice	W	2-0	48-15
vs. North Carolina	L	3-4	48-16
vs. North Carolina	W	11-7	49-16
vs. North Carolina	W	3-2	50-16

2007

Head coach: Pat Casey			
49-18, 10-14 Pacific-10			
Pac-10: Tied-6th			
NCAA champion			
	Rec.		
at Hawai'i-Hilo	W	5-0	1-0
at Hawai'i-Hilo	W	17-4	2-0
at Hawai'i-Hilo	W	9-3	3-0
at Hawai'i-Hilo	W	10-2	4-0
at Georgia	W	10-8	5-0
at Georgia	W	7-3	6-0
at Georgia	W	6-2	7-0
vs. Gonzaga	L	5-6	7-1
vs. Arizona State	W	12-4	8-1
vs. Missouri	W	9-2	9-1
at UC-Davis	W	11-2	10-1
vs. St. Mary's	L	1-4	10-2
at Sacramento State	W	18-5	11-2
at Texas A&M	L	2-5	11-3
vs. New Mexico	W	6-2	12-3
vs. St. Louis	W	2-0	13-3
at Texas A&M	W	6-5	14-3
Evansville	W	9-2	15-3
Evansville	W	6-2	16-3
Evansville	W	3-2	17-3
San Francisco	W	11-1	18-3
San Francisco	W	9-2	19-3
San Francisco	W	3-2	20-3
at Cal Poly	W	6-0	21-3
at Cal Poly	W	5-2	22-3
at Cal Poly	W	13-1	23-3
at Arizona	L	4-5	23-4
at Arizona	L	2-8	23-5
at Arizona	L	14-17	23-6
South California	W	9-5	24-6
South California	L	1-4	24-7
South California	W	9-8	25-7
Portland	W	12-4	26-7
California	W	1-0	27-7
California	L	0-4	27-8
California	W	5-3	28-8
UNLV	W	3-1	29-8
UNLV	W	10-2	30-8
UNLV	W	7-0	31-8
at Portland	W	10-1	32-8
at Stanford	W	13-7	33-8
at Stanford	L	7-9	33-9
at Stanford	W	8-6	34-9
vs. Washington	L	2-6	34-10
at Washington	L	6-9	34-11
at Washington	W	8-2	35-11
Washington State	L	4-5	35-12
Washington State	W	11-5	36-12
Washington State	L	3-5	36-13
Arizona State	L	3-4	36-14
Arizona State	L	0-3	36-15
Arizona State	L	1-8	36-16
at UCLA	W	10-7	37-16
at UCLA	W	13-5	38-16
at UCLA	L	2-5	38-17
vs. Rutgers	W	5-1	39-17
at Virginia	L	4-7	39-18
vs. Rutgers	W	5-2	40-18
at Virginia	W	5-3	41-18
at Virginia	W	7-3	42-18
Michigan	W	1-0	43-18
Michigan	W	8-2	44-18
vs. Fullerton State	W	3-2	45-18
vs. Arizona State	W	12-6	46-18
vs. UC-Irvine	W	7-1	47-18

vs. North Carolina	W	11-4	48-18
vs. North Carolina	W	9-4	49-18

2008

Head coach: Pat Casey			
28-24, 11-13 Pacific-10			
Pac-10: 7th			
	Rec.		
vs. Vanderbilt	L	1-8	0-1
vs. Miami (Ohio)	W	8-3	1-1
at Arizona State	L	0-11	1-2
vs. Georgia	W	6-4	2-2
vs. Georgia	L	5-10	2-3
vs. Georgia	W	5-4	3-3
Portland	W	16-0	4-3
vs. Loyola Marymount	L	3-13	4-4
at San Diego	L	5-10	4-5
vs. Santa Clara	W	12-10	5-5
at San Diego State	W	22-3	6-5
at Nevada	L	1-10	6-6
at Nevada	W	17-10	7-6
Pepperdine	W	10-3	8-6
Pepperdine	W	9-7	9-6
Pepperdine	L	5-8	9-7
at BYU	W	15-7	10-7
at BYU	W	17-11	11-7
Washington	W	8-1	12-7
Washington	W	2-1	13-7
Washington	L	4-6	13-8
Portland	W	5-4	14-8
at California	L	2-5	14-9
at California	L	3-9	14-10
at California	W	9-2	15-10
Stanford	W	10-9	16-10
Stanford	L	4-6	16-11
Stanford	L	2-4	16-12
at Arizona State	W	6-4	17-12
at Arizona State	W	12-3	18-12
at Arizona State	L	12-15	18-13
Arizona	L	0-7	18-14
Arizona	W	4-3	19-14
Arizona	W	3-2	20-14
at Gonzaga	L	6-11	20-15
at Gonzaga	L	2-4	20-16
at Washington State	L	3-10	20-17
at Washington State	L	4-11	20-18
at Washington State	W	19-9	21-18
vs. Portland	W	4-1	22-18
UCLA	W	10-1	23-18
UCLA	L	4-11	23-19
UCLA	W	8-7	24-19
Utah Valley	L	6-11	24-20
Utah Valley	W	8-4	25-20
at USC	L	3-5	25-21
at USC	L	2-5	25-22
at USC	L	5-6	25-23
at Long Beach State	L	0-10	25-24
Pacific	W	15-2	26-24
Pacific	W	8-6	27-24
Pacific	W	2-0	28-24

2009

Head coach: Pat Casey			
37-19, 15-12 Pacific-10			
Pac-10: 3rd			
	Rec.		
at Tennessee	L	4-5	0-1
at Tennessee	W	14-4	1-1
vs. Northern Illinois	W	23-7	2-1
vs. Missouri	W	12-8	3-1
at Arizona State	L	3-6	3-2
vs. Northern Illinois	W	2-1	4-2
vs. San Francisco	W	11-9	5-2
vs. Oklahoma State	L	5-7	5-3
vs. UC Riverside	W	5-1	6-3
vs. Texas Tech	W	9-6	7-3
vs. Missouri State	W	8-7	8-3
vs. Missouri State	L	3-5	8-4
vs. Missouri State	L	2-4	8-5
Utah Valley	W	7-0	9-5
Utah Valley	W	17-2	10-5

Saint Mary's	W	12-3	11-5
Saint Mary's	W	9-3	12-5
Hawai'i	W	8-4	13-5
at Oregon	W	7-1	14-5
vs. Oregon	L	2-3	14-6
vs. Oregon	W	8-1	15-6
California	W	8-4	16-6
California	W	6-2	17-6
California	W	5-4	18-6
at Arizona	W	9-5	19-6
at Arizona	L	5-6	19-7
at Arizona	W	8-3	20-7
BYU	W	7-6	21-7
BYU	W	8-4	22-7
USC	L	3-4	22-8
USC	L	2-5	22-9
USC	W	5-4	23-9
at UCLA	L	5-7	23-10
at UCLA	W	5-3	24-10
at UCLA	L	2-5	24-11
Oregon	W	10-2	25-11
Arizona State	L	2-4	25-12
Arizona State	W	4-3	26-12
Arizona State	W	10-5	27-12
at Portland	W	5-1	28-12
vs. Washington	W	6-4	29-12
at Washington	L	6-15	29-13
at Washington	L	3-4	29-14
Gonzaga	W	8-1	30-14
Washington State	L	6-7	30-15
Washington State	W	8-2	31-15
Washington State	L	6-7	31-16
Oregon	W	2-0	32-16
vs. Oregon	W	14-4	33-16
at Stanford	W	5-0	34-16
at Stanford	L	6-7	34-17
at Stanford	W	5-2	35-17
vs. Texas A&M	W	9-8	36-17
at TCU	L	1-13	36-18
vs. Texas A&M	W	13-5	37-18
at TCU	L	4-5	37-19

2010

Head coach: Pat Casey			
32-24, 12-15 Pacific-10			
Pac-10: Tied-7th			
	Rec.		
at Hawai'i	W	10-6	1-0
at Hawaii	W	7-3	2-0
at Hawaii	L	4-5	2-1
at Hawaii	W	5-0	3-1
Tennessee	W	17-1	4-1
Tennessee	L	2-9	4-2
Tennessee	W	2-1	5-2
vs. UC Riverside	W	10-3	6-2
vs. Arizona State	L	4-6	6-3
vs. Utah Valley	W	9-0	7-3
Utah	W	5-4	8-3
Portland	W	6-5	9-3
Portland	W	9-2	10-3
Maine	W	18-3	11-3
Maine	W	7-5	12-3
Maine	W	12-2	13-3
Maine	W	2-1	14-3
Southern Utah	W	11-1	15-3
Long Beach State	W	16-4	16-3
Long Beach State	L	1-7	16-4
Long Beach State	L	4-8	16-5
at USC	W	4-1	17-5
at USC	L	2-8	17-6
at USC	W	4-3	18-6
Portland	W	9-2	19-6
UCLA	W	4-1	20-6
UCLA	L	1-3	20-7
UCLA	L	2-8	20-8
Stanford	L	6-14	20-9
Stanford	L	3-5	20-10
Stanford	L	7-10	20-11
at Washington State	L	1-5	20-12
at Washington State	L	4-12	20-13
at Washington State	W	3-2	21-13

at Oregon	L	4-9	21-14
at California	L	3-11	21-15
at California	L	4-14	21-16
at California	L	3-9	21-17
Oregon	W	2-1	22-17
Oregon	W	4-3	23-17
Oregon	W	6-5	24-17
San Diego	L	1-4	24-18
Washington	W	8-6	25-18
Washington	W	7-3	26-18
Washington	L	2-3	26-19
Seattle	W	12-2	27-19
at Arizona State	L	4-10	27-20
at Arizona State	L	5-6	27-21
at Arizona State	W	9-8	28-21
vs. Oregon	W	2-1	29-21
Arizona	W	6-3	30-21
Arizona	W	5-0	31-21
Arizona	L	1-3	31-22
vs. Florida Atlantic	W	6-4	32-22
at Florida	L	2-10	32-23
vs. Florida Atlantic	L	7-11	32-24

2011 OREGON STATE BASEBALL

BEST RESULTS BY GAME NUMBER

Game-By-Game Records

Best record by game number

Gm. #	W	L	Pct.	Times	Years (Last)
1	1 - 0	0	1.000	71	2010
2	2 - 0	0	1.000	53	2010
3	3 - 0	0	1.000	33	2007
4	4 - 0	0	1.000	24	2007
5	5 - 0	0	1.000	18	2007
6	6 - 0	0	1.000	15	2007
7	7 - 0	0	1.000	11	2007
8	8 - 0	0	1.000	7	1962
9	9 - 0	0	1.000	5	1962
10	10 - 0	0	1.000	4	1951, 1959, 1960, 1962
11	11 - 0	0	1.000	3	1951, 1959, 1962
12	12 - 0	0	1.000	3	1951, 1959, 1962
13	13 - 0	0	1.000	3	1951, 1959, 1962
14	14 - 0	0	1.000	3	1951, 1959, 1962
15	15 - 0	0	1.000	3	1951, 1959, 1962
16	16 - 0	0	1.000	2	1951, 1962
17	17 - 0	0	1.000	2	1951, 1962
18	18 - 0	0	1.000	2	1951, 1962
19	18 - 1	0	.947	2	1951, 1962
20	19 - 1	0	.950	1	1962
21	20 - 1	0	.952	1	1962
22	21 - 1	0	.954	1	1962
23	22 - 1	0	.956	1	1962
24	23 - 1	0	.958	1	1962
25	23 - 2	0	.920	1	1962
26	24 - 2	0	.923	1	1962
27	25 - 2	0	.926	1	1962
28	26 - 2	0	.929	1	1962
29	26 - 3	0	.896	1	1962
30	26 - 4	0	.867	2	1962, 2005
31	26 - 5	0	.838	2	1962, 2005
32	26 - 6	0	.813	2	1962, 2005
33	27 - 6	0	.818	1	2005
34	27 - 7	0	.794	2	2005, 2007
35	28 - 7	0	.800	1	2005
36	29 - 7	0	.806	1	2005
37	30 - 7	0	.811	1	2005
38	31 - 7	0	.816	1	2005
39	31 - 8	0	.795	2	2005, 2007
40	32 - 8	0	.800	2	2005, 2007
41	33 - 8	0	.804	2	2005, 2007
42	34 - 8	0	.810	1	2005
43	35 - 8	0	.814	1	2005
44	36 - 8	0	.818	1	2005
45	37 - 8	0	.822	1	2005
46	38 - 8	0	.826	1	2005
47	39 - 8	0	.830	1	2005
48	40 - 8	0	.833	1	2005
49	41 - 8	0	.837	1	2005
50	41 - 9	0	.820	1	2005
51	42 - 9	0	.823	1	2005
52	43 - 9	0	.827	1	2005
53	44 - 9	0	.830	1	2005
54	45 - 9	0	.833	1	2005
55	45 - 10	0	.818	1	2005
56	46 - 10	0	.821	1	2005
57	46 - 11	0	.807	1	2005
58	46 - 12	0	.793	1	2005
59	44 - 15	0	.746	1	2006
60	45 - 15	0	.750	1	2006
61	46 - 15	0	.754	1	2006
62	47 - 15	0	.758	1	2006
63	48 - 15	0	.762	1	2006
64	48 - 16	0	.750	1	2006
65	49 - 16	0	.754	1	2006
66	50 - 16	0	.758	1	2006
67	49 - 18	0	.731	1	2007



TD Ameritrade Park Omaha, the new home of the College World Series

2011 OREGON STATE BASEBALL


RECORDS VERSUS ALL OPPONENTS

Opponent	First	Last	W	L	T	Opponent	First	Last	W	L	T	Opponent	First	Last	W	L	T
Air Force	1970	1985	4	0		Hawai'i Marines	1961		1	0		Regina	1913		1	4	
Albany	1927		1	0		Helena	1914		1	2		Rice	2006		2	0	
Albertson	1916		2	0		Hickam Field Air Force	1961		1	0		Richmond	1986		1	0	
Albuquerque	1967		0	2		Howard	1997		1	0		Rutgers	2007		2	0	
Arizona	1963	2010	22	28		Humboldt State	1974		0	1		Sacramento Senators	1920		0	2	
Arizona State	1963	2010	22	39		Idaho	1910	1964	103	41	1	St. John's Bears	1926		1	0	
Arkansas	1986	1995	1	2		Illinois-Chicago	1992		2	0		St. John's (N.Y.)	1970	2005	3	0	
Arkansas-Little Rock	2004		1	0		Kansas	2006		1	0		St. Martin's	1998		3	0	
Baylor	2005		0	1		Kansas State	1971	2000	2	3		St. Mary's (Calif.)	1971	2009	4	2	1
Baker City	1914	1916	3	0		Keio (Japan)	1961		0	1		Salem High	1907	1909	2	1	
Boise State	1975		1	0		Kelso	1924	1926	2	1		Salem Senators	1924	1955	6	10	
BYU	1971	2009	15	6		Lafayette	1991		1	0		San Diego	1973	2010	4	7	
California	1916	2010	26	38		LaVerne	1975		1	0		San Diego State	1973	2008	7	5	1
UC-Davis	1955	2007	3	2		Lewis & Clark	1947	1994	38	3		San Francisco	1974	2009	8	3	
UC-Irvine	1972	2007	1	1		Lewis-Clark State	1975	1997	9	6		San Jose State	1953	1999	9	11	1
UC-Riverside	1970	2010	12	9		Linfield	1927	1997	74	15		Santa Clara	1920	2008	4	14	1
UC-Santa Barbara	1968	2005	10	8	1	Long Beach State	1980	2010	2	8		Seattle	1952	2010	6	3	1
Cal Poly	1968	2007	7	1	1	Loyola Marymount	1972	2008	1	2		Seton Hall	1984		1	0	
Chico State	1920	1990	18	10	1	Maine	1978	2010	7	0		South Florida	1998		1	0	
Cal State-Fullerton	1972	2007	1	4		McChord Air Force Base	1955		1	0		Southern California	1951	2010	20	44	
Cal State-Hayward	1974	1978	3	1		McMinnville Tigers	1915		0	2		Southern Oregon	1964	1982	8	1	
Cal State-Los Angeles	1976	1978	1	3		McNeese State	1991		0	1		Southern Utah	1992	2010	4	0	
Cal State-Northridge	1999	2005	10	9		Meiji (Japan)	1924	1929	1	1		Southwestern Louisiana	1984	1991	1	1	
Cal State-Sacramento	1961	2007	23	13		Miami (Fla.)	2006		1	1		Spokane Indians	1916		0	2	
Cal State-Sonoma	1988		2	1		Miami (Ohio)	2008		1	0		Stanford	1920	2010	25	42	
Cal State-Stanislaus	1975	1979	1	1		Michigan	2007		4	0		St. Louis	2007		1	0	
Camp Adair	1943		1	1		Michigan State	1995		1	1		SubPac	1961		1	0	
Camp Lewis	1921		1	0		Minnesota	1990	2001	4	3		Tennessee	2009	2010	3	2	
Canada Baseball Institute	1994	1997	2	1		Missouri	1985	2009	3	0		Texas	1952		0	1	
Central Florida	1992	1998	2	1		Missouri State	1993	2009	2	2		Texas A&M	1988	2009	4	4	
Central Michigan	2000		1	1		Montana	1947	1960	5	0		Texas-Arlington	1993	2004	1	1	
CETYS (Mexico)	1998		1	0		Mt. Angel	1912	1924	7	0		Texas Christian	1993	2009	1	3	
Chapman	1968	1972	2	1		Multnomah Athletic Club	1908	1928	7	7		Texas-Pan American	2006		3	0	
Chemawa	1907	1922	12	1		Naval Air	1961		0	1		Texas Tech	1999	2009	2	1	
Chicago State	2004		1	0		Nebraska	1999		1	0		Tulane	1986	2005	0	3	
Citadel	2004		1	1		Nevada	1962	2008	11	3		Tulsa	1970	1976	2	0	
Clemson	1988	2001	2	3		New Mexico	1991	2007	8	2		UCLA	1967	2010	21	31	
Colorado	1972		1	0		New Mexico State	1995	2005	6	2		United States International	1987		1	0	
Concordia (Ore.)	1980	2003	11	0		New York Colored Sox	1921		0	1		UNLV	1975	2007	5	4	
Cornell	1986		2	0		Nittaidi (Japan)	1996		2	0		Utah	1973	2010	6	1	
Corvallis	1914		1	0		North Carolina	2006	2007	4	1		Utah Valley	2006	2010	9	2	
Creighton	1996		2	0		Northern Arizona	1966	1977	3	3		Valdosta State	1978		1	0	
Dallas Baptist	2005		2	1		North Pacific Dental	1921	1933	5	0		Vanderbilt	2008		0	1	
Delaware	1976		1	0		Northern Illinois	2009		2	0		Virginia	2007		2	1	
Duke	1952		0	1		Northwestern	1992		0	2		Washington	1911	2010	224	185	2
Eastern Michigan	1976		0	1		Notre Dame	1986		1	0		Washington State	1910	2010	189	221	2
Eastern Oregon	1968	1995	4	0		Ohio State	1990	2005	3	1		Western Kentucky	2002		1	0	
Eastern Washington	1981	1990	32	10		Oklahoma	1971	2001	2	5		Western Oregon	1908	1995	69	9	
Eugene Emeralds	1957	1959	0	2		Oklahoma State	1991	2009	2	3		Western Washington	1975		1	0	
Evansville	1992	2007	4	1		Oral Roberts	1978	2002	4	3		Westmont	1968	1969	2	0	
Florida	2010		0	1		Oregon	1907	2010	159	148		West Virginia	2000		1	0	
Florida Atlantic	1998	2010	2	1		Oregon Tech	1974	1990	17	1		Whitman	1908	1960	15	6	
Fresno State	1952	2000	9	26		Pacific (Calif.)	1977	2008	11	7		Willamette	1907	1997	84	23	
George Fox	1980	2003	13	1		Pacific (Ore.)	1912	1996	56	3	1	Winthrop	2005		1	0	
George Washington	1988		1	0		Pearl Harbor	1961		1	0		Wisconsin	1986		0	1	
Georgia	2006	2008	6	1		Pendleton	1915		2	0		Woodburn	1908		0	1	
Gonzaga	1919	2009	60	33		Pepperdine	1977	2008	5	8		Wright State	1996	2006	2	0	
Grambling	1968		1	0		Portland	1909	2010	149	60		Wyoming	1979		1	0	
Grand Canyon	1966	1994	3	2		Portland Beavers	1981		1	0							
Grant Tech	1953		1	0		Portland Colts	1913		0	1							
Harvard	1985	1989	1	1		Portland Roadsters	1911		0	1							
Hawai'i	1961	2010	9	16		Portland State	1950	1998	106	48							
Hawai'i-Hilo	1996	2007	9	0	1	Puget Sound	1970	1980	10	3							

Oregon State's Final Rankings

Year	BA	CB	USA	NCBWA	Rivals
1962	-	15	-	-	-
1963	-	10	-	-	-
1964	-	22	-	-	-
1985	-	29	-	-	-
1986	21	23	-	21	-
2005	7	7	7	7	7
2006	1	1	1	1	1
2007	1	1	1	1	1
2009	-	24	-	24	25

Key:
 BA-Baseball America; CB-Collegiate Baseball;
 USA-USA Today Coaches Poll; NCBWA-National Col-
 legiate Baseball Writers Association; Rivals-Rivals.com



2011 OREGON STATE BASEBALL

OPENING-DAY STARTING LINEUPS

Oregon State Season Openers

Total.....	101
Home	48
Road	35
Neutral	18
Overall	71-30
Home	39-9
Road	20-15
Neutral.....	12-6

Most runs..... 23, 1960
vs. Whitman

Least runs..... 0, twice
last: 1937 vs. Willamette

Season Openers Under Pat Casey

Total.....	16
Home	1
Road	8
Neutral	7
Overall	10-6
Home	1-0
Road	4-4
Neutral.....	5-2

Most runs..... 19, 2005
vs. New Mexico State

Least runs..... 1, 2008
vs. Vanderbilt

1981

Western Washington 1
Oregon State 15
Corvallis, Ore.

1. Todd Thomas	LF
2. Mickey Riley	2B
3. Al Hunsinger	1B
4. Jim Wilson	DH
5. Steve Lyons	CF
6. Dave Backen	3B
7. Jeff Oliphant	RF
8. Bob Bishop	C
9. Steve Smith	SS
Mike Gorman	P

1982

Oregon State 3
Eastern Washington 4
Lewiston, Idaho

1. Todd Thomas	SS
2. Mickey Riley	2B
3. Jim Grove	CF
4. Jim Wilson	1B
5. Pat Shaw	LF
6. Bill Gassaway	RF
7. Lindsey Johnson	C
8. Gregg Muench	DH
9. Dain Syverson	3B
Jeff Reece	P

1983

Washington State 8
Oregon State 6
Lewiston, Idaho

1. Mike Stratton	3B
2. Mickey Riley	2B
3. Todd Thomas	SS
4. Steve Smith	CF
5. Keith Krafve	1B
6. Jeff Myers	DH
7. Dain Syverson	C
8. Gary Hamilton	RF
9. Quinn Williams	LF
Scott Anderson	P

1984

Sacramento State 1
Oregon State 4
Medford, Ore.

1. Mike Stratton	SS
2. Quinn Williams	RF
3. Dain Syverson	3B
4. Chris Newman	1B
5. Tim Fasel	CF
6. James Terrell	DH
7. David Brundage	LF
8. Lindsey Johnson	C
9. Ken Bowen	2B
Scott Anderson	P

1985

Oregon State 4
Chico State 10
Chico, Calif.

1. Ken Bowen	SS
2. Dave Brundage	1B
3. Bryan Ganter	RF
4. Derek Heller	CF
5. James Terrell	DH
6. Mel Mallinak	2B
7. Quinn Williams	3B
8. Tim Fasel	LF
9. Rich Duke	C
Jon Rushing	P

1986

Oregon State 5
Oregon Tech 6
Klamath Falls, Ore.

1. Ken Bowen	SS
2. Tim Lambert	2B
3. Dave Brundage	1B
4. Keith Krafue	DH
5. Quinn Williams	3B
6. Gary Hamilton	LF
7. Bryan Ganter	RF
8. Rich Duke	C
9. Scott Klug	CF
John Sipple	P

1987

Oregon State 9
Chico State 4
Chico, Calif.

1. Bryan Ganter	RF
2. Ken Bowen	SS
3. Tim Lambert	1B
4. Randy Duke	DH
5. Rod Scheckla	3B
6. Lance Rice	C
7. Todd Gressler	LF
8. Jeff Moore	CF
9. Lestee Ceasar	2B
John Sipple	P

1988

Oregon State 10
Sonoma state 3
Sonoma, Calif.

1. John Sipple	LF
2. Tim Lambert	DH
3. Aaron Anderson	RF
4. Randy Duke	1B
5. Lance Rice	C
6. Ben Johnson	SS
7. Jeff Brauning	2B
8. Scott Sanders	CF
9. Troy Haugen	3B
Rod Scheckla	P

1989

Oregon State 4
Chico State 3
Chico, Calif.

1. Troy Haugen	2B
2. Dennis Kluss	CF
3. Jeff Otis	1B
4. Jeff Brauning	SS
5. Paul Pinion	DH
6. Scott Sanders	LF
7. Ben Johnson	C
8. Erik Ostmo	RF
9. R. A. Neitzel	3B
Ken Neilson	P

1990

Oregon State 3
Chico State 4
Chico, Calif.

1. R.A. Neitzel	2B
2. Aaron Anderson	RF
3. Ben Johnson	SS
4. Scott Sanders	LF
5. Larry Vlastic	DH
6. Chris Kaleikilo	1B
7. Dave Schoppe	3B
8. Paul Sanders	C
9. Dave Williams	CF
Ken Neilson	P

1991

George Fox 3
Oregon State 15
Corvallis, Ore.

No lineup available

1992

Concordia 2
Oregon State 17
Corvallis, Ore.

1. Dave Williams	CF
2. Kevin Hooker	1B
3. Aaron Anderson	RF
4. David Anderson	LF
5. Chad Busik	DH
6. Jon Yonemitsu	2B
7. Jamie Burke	3B
8. Allen Snelling	SS
9. Randy Hunter	C
Jeff Post	P

1993

Oregon State 1
California 10
Sacramento, Calif.

1. AJ Marquardt	CF
2. Jim Champion	1B
3. Jason Akina	DH
4. Jamie Burke	3B
5. Randy Hunter	C
6. Jon Yonemitsu	2B
7. Brent Watts	RF
8. Allen Snelling	SS
9. Tim Kissiner	LF
Scott Christman	P

1994

Western Oregon 1
Oregon State 2
Corvallis, Ore.

1. Brent Watts	CF
2. Kevin Hooker	2B
3. John Dixon	DH
4. Jim Champion	1B
5. Pat Meiwes	3B
6. Tim Kissner	LF
7. Tim Efraimson	RF
8. David Schmidt	C
9. Allen Snelling	SS
Mike Thurman	P

2011 OREGON STATE BASEBALL

OPENING-DAY STARTING LINEUPS

1995	1999	2003	2007
Western Oregon 3 Oregon State 4 <i>Corvallis, Ore.</i>	Oregon State 13 Kansas State 6 <i>Peoria, Ariz.</i>	Oregon State 6 UC-Riverside 9 <i>Riverside, Calif.</i>	Oregon State 5 Hawai'i-Hilo 0 <i>Hilo, Hawai'i</i>
1. Scott Hardin 3B 2. Kevin Hooker 2B 3. Chris Wakeland LF 4. Marc Mallowy RF 5. John Dixon DH 6. David Schmidt C 7. Pat Meiwes 1B 8. Allen Snelling SS 9. Darren Bland CF Jeremy Beard P	1. Bryan Ingram C 2. Drew Hedges LF 3. Troy Schader SS 4. Curtis Davis DH 5. Tim Dryden 1B 6. Josh Carter 3B 7. Rob Colley RF 8. Corrie Wilkie 2B 9. Eric Stark CF B.R. Cook P	1. Seth Pietsch LF 2. Chris Kunda 2B 3. Chris Biles RF 4. Andy Jarvis 1B 5. Aaron Mathews CF 6. Jacoby Ellsbury DH 7. Tony Calderon 3B 8. Paul Richie C 9. Rob Recuenco SS Jake Postlewait P	1. Darwin Barney SS 2. Joey Wong 2B 3. Jason Ogata DH 4. Mitch Canham C 5. Mike Lissman LF 6. Jordan Lennerton 1B 7. Braden Wells CF 8. John Wallace RF 9. Lonnie Lechelt 3B Mike Stutes P
1996	2000	2004	2008
Oregon State 5 Pacific 4 <i>Stockton, Calif.</i>	Kansas State 7 Oregon State 6 <i>Albuquerque, N.M.</i>	Oregon State 8 Utah 6 <i>Surprise, Ariz.</i>	Vanderbilt 8 Oregon State 1 <i>Tempe, Ariz.</i>
1. Abino Vazquez CF 2. Ryan McDonald 2B 3. Chris Wakeland LF 4. Matt Bailie 1B 5. Mitch Gregg DH 6. David Schmidt C 7. Mike Leone 3B 8. Jason Stanberg RF 9. Brandon Hageman SS Andrew Checketts P	1. Eric Stark CF 2. Bryan Ingram C 3. Joe Gerber 1B 4. Josh Carter LF 5. Drew Hedges DH 6. Rod Gott RF 7. Zach Gordon 2B 8. Brian Barden 3B 9. Will Hudson SS Thad Johnson P	1. Aaron Mathews CF 2. Tyler Graham DH 3. Jacoby Ellsbury RF 4. Tony Calderon SS 5. Shea McFeely 3B 6. Andy Jenkins 1B 7. Mike Lissman LF 8. Paul Richie C 9. Chad Schroeder 2B Jake Postlewait P	1. Braden Wells LF 2. Joey Wong SS 3. Jason Ogata 2B 4. Daniel Robertson RF 5. Drew George 1B 6. Garrett Nash DH 7. Lonnie Lechelt 3B 8. Erik Ammon C 9. Chris Hopkins CF Mike Stutes P
1997	2001	2005	2009
Oregon State 14 Hawai'i 4 <i>Honolulu, Hawai'i</i>	Oregon State 7 Cal-State Northridge 17 <i>Northridge, Calif.</i>	New Mexico State 0 Oregon State 19 <i>Tempe, Ariz.</i>	Oregon State 4 Tennessee 5 <i>Knoxville, Tenn.</i>
1. Ryan Hilts LF 2. Ryan Lipe 3B 3. Ryan McDonald 2B 4. Matt Bailie 1B 5. Ben Bertrand C 6. Mike Leone DH 7. Jason Stanberg RF 8. Troy Schader SS 9. Tyson Vermillion CF Andrew Checketts P	1. Eric Stark CF 2. Bryan Ingram C 3. Josh Carter RF 4. Brian Barden 3B 5. Andy Jarvis 1B 6. Jason McBride DH 7. Chris Biles LF 8. Zach Gordon 2B 9. Will Hudson SS Thad Johnson P	1. Darwin Barney SS 2. Mitch Canham 1B 3. Jacoby Ellsbury CF 4. Mike Lissman LF 5. Joey Ledesma DH 6. Shea McFeely 3B 7. Chris Campos RF 8. Billy Munich C 9. Todd Shelton 2B Dallas Buck P	1. Joey Wong SS 2. Adalberto Santos CF 3. Ryan Ortiz C 4. Logan Lotti RF 5. Blake Gibbs DH 6. Rob Folsom LF 7. Stefen Romero 1B 8. Carter Bell 3B 9. John Tommasini 2B Tanner Robles P
1998	2002	2006	2010
South Florida 6 Oregon State 7 <i>Melbourne, Fla.</i>	Oregon State 5 Arizona State 13 <i>Mesa, Ariz.</i>	Nevada 4 Oregon State 12 <i>Surprise, Ariz.</i>	Oregon State 10 Hawaii 6 <i>Honolulu, Hawaii</i>
1. Jason Stanberg RF 2. Corrie Wilkie 2B 3. Ben Bertrand C 4. Greg Conley DH 5. Ryan Lipe 3B 6. Matt Bailie 1B 7. Troy Schader SS 8. Drew Hedges LF 9. Casey Macomb CF Mark Newell P	1. Tom Creighton DH 2. Kerisi Reynolds 2B 3. Brian Barden 3B 4. Chris Biles RF 5. Seth Pietsch LF 6. Andy Jarvis 1B 7. Will Hudson SS 8. Paul Richie C 9. Woodward CF Josh Garcia P	1. Cole Gillespie LF 2. Scott Santschi RF 3. Darwin Barney SS 4. Geoff Wagner DH 5. Shea McFeely 3B 6. Mitch Canham C 7. Bill Rowe 1B 8. Koa Kahalehoe CF 9. Chris Kunda 2B Dallas Buck P	1. Rob Folsom LF 2. Michael Miller RF 3. Adalberto Santos CF 4. Jared Norris 1B 5. Stefen Romero 3B 6. Carter Bell SS 7. Brandon Hayes DH 8. Andrew Susac C 9. John Tommasini 2B Tyler Waldron P

2011 OREGON STATE BASEBALL

2007 NATIONAL CHAMPIONS



2007 National Champions Beavers Go Back-To-Back

The 2007 season was a special year for the Oregon State baseball team. The Beavers became just the fifth NCAA team to win back-to-back titles, and did so on the heels of their third consecutive trip to the College World Series in Omaha.

Oregon State was led by two of the most recognizable players in school history in Mitch Canham and Darwin Barney. OSU was buoyed on the mound by Mike Stutes, who ended the season with 12 victories - three came in the postseason, including two in the College World Series. The Beavers were blessed with a cast of players that included Joe Paterson, Daniel Turpen, Eddie Kunz, Jordan Lennerton, John Wallace, Joey Wong and others, who truly embraced the team concept and helped deliver spectacular performances throughout the College World Series and the postseason.

The Beavers swept through the postseason, going 11-1 en route to their second straight national championship.

- Oregon State trailed for just one inning during the College World Series, which consisted of a little less than 45 full innings for the Beavers. North Carolina held a 1-0 lead after one inning in the final game, but the Beavers answered back with three runs in the second to help boost them to the 9-3 win.

- Oregon State became the first team ever to win four straight CWS games by at least six runs. The Beavers' closest victory came in their first game, a 3-2 victory over Cal State Fullerton.

- Oregon State became just the sixth NCAA team to sweep its way through the College World Series. And OSU is the only back-to-back title holders since the NCAA went to a best-of-three championship series.

- Jorge Reyes was named the College World Series Most Outstanding Player. Reyes went 2-0 at the World Series, defeating Cal State Fullerton and North Carolina.

- Oregon State opened the postseason as the No. 3 seed at the Charlottesville Regional on the campus of the University of Virginia. By winning the College World Series, Oregon State became the first No. 3 seed to do so.

- The Beavers opened postseason play by defeating Rutgers, 5-1. They lost their next game in 13 innings to Virginia, 7-4, but then went on win their next 10 games, the final one coming in Omaha.

- Oregon State came from a 3-0 deficit in the final game of the Charlottesville Regional to advance to a Super Regional against Michigan. Against UVA, OSU scored four runs in the final two innings and held on through a Joe Paterson victory to advance.

- The Beavers one-hit Michigan in the first game of the Super Regional at Goss Stadium, and scored a run in the ninth for the win. OSU dominated the second game, 8-2, to advance to the College World Series.

- Oregon State pitchers posted an incredible 2.57 earned run average through the postseason. Opponents hit just .210 against them and collected only 83 hits in 112 innings.

- Oregon State returned to Parker Plaza on the OSU campus after returning from Omaha and celebrated the second title in front of an estimated crowd of 6,000.

- Fifteen players on the championship squad would end up being drafted by Major League clubs at some point during their tenure at Oregon State. Two more ended up signing contracts as undrafted free agents.

- OSU finished the season with 49 victories, one off tying the school record.

2007 Roster

No.	Pitchers	Yr.	B-T	Ht.	Wt.	Hometown
32	Reed Brown	Jr.	R-R	6-4	210	Edmonds, Wash.
24	Brian Budrow	So.	R-R	6-3	220	Glendale, Ariz.
36	Bryn Card	Fr.	L-L	6-3	195	Klamath Falls, Ore.
30	Kyle Foster	Jr.	L-L	6-2	190	Castle Rock, Wash.
18	Mark Gribavac	So.	R-R	6-0	180	Portland, Ore.
	Chad Hegdahl	So.	L-L	6-2	180	Ashland, Ore.
4	Greg Keim	Sr.	R-R	5-11	175	Ontario, Ore.
2	Blake Keitzman	Fr.	L-L	5-11	170	Roseburg, Ore.
38	Josh Keller	So.	R-R	6-4	240	Portland, Ore.
44	Eddie Kunz	Jr.	R-R	6-6	250	Portland, Ore.
17	Anton Maxwell	Sr.	L-L	5-9	185	Anchorage, AK
19	Jake McCormick Sr.	R-R	6-3	220		Marysville, Calif.
	Chad Nading	Fr.	R-R	6-5	210	Anchorage, AK
26	Joe Paterson	Jr.	L-L	6-1	205	McMinnville, Ore.
	Tyrell Poggemeyer	Fr.	R-R	6-1	180	Lowell, Ore.
23	Jorge Reyes	Fr.	R-R	6-2	175	Warden, Wash.
	Kraig Sitton	Fr.	L-L	6-5	170	McMinnville, Ore.
31	Alex Sogard	Fr.	L-L	6-3	210	Phoenix, Ariz.
33	Mike Stutes	Jr.	R-R	6-1	185	Lake Oswego, Ore.
28	Daniel Turpen	Jr.	R-R	6-4	215	McMinnville, Ore.
No.	Catchers	Yr.	B-T	Ht.	Wt.	Hometown
12	Erik Ammon	Jr.	R-R	5-11	195	Salem, Ore.
11	Mitch Canham	Jr.	L-R	6-2	212	Lake Stevens, Wash.
27	Ryan Ortiz	Fr.	R-R	6-3	185	San Diego, Calif.
39	Dale Solomon	Fr.	R-R	5-11	220	Moreno Valley, CA
No.	Infielders	Yr.	B-T	Ht.	Wt.	Hometown
6	Darwin Barney	Jr.	R-R	5-10	173	Beaverton, Ore.
	Hunter Beaty	Fr.	S-R	6-0	155	Mercer Island, WA
14	Brett Casey	Fr.	S-R	6-1	180	Corvallis, Ore.
16	Jackson Evans	Fr.	R-L	6-1	170	Vancouver, Wash.
29	Drew George	Jr.	S-R	6-2	181	Lebanon, Ore.
34	Joey Lakowski	Fr.	L-R	6-2	195	Corvallis, Ore.
15	Lonnie Lechelt	Jr.	R-R	6-0	195	Kennewick, Wash.
37	Jordan Lennerton	Jr.	L-L	6-2	230	Langley, B.C.
8	Jason Ogata	So.	R-R	6-0	190	Portland, Ore.
	Joe Pratt	Fr.	R-R	6-0	190	Monmouth, Ore.
1	Joey Wong	Fr.	L-R	5-10	160	Salem, Ore.
No.	Outfielders	Yr.	B-T	Ht.	Wt.	Hometown
	Scott Berke	Fr.	R-R	5-11	180	Las Vegas, Nev.
20	Chris Hopkins	Jr.	R-R	5-11	170	Oakland, Calif.
22	Koa Kahalehoe	So.	L-L	5-9	185	Las Vegas, Nev.
3	Mike Lissman	Sr.	R-L	6-0	215	Ontario, Ore.
21	Scott Santschi	Sr.	L-R	6-0	190	Vancouver, Wash.
35	John Wallace	So.	L-R	6-0	205	Reno, Nev.
9	Braden Wells	Jr.	R-R	6-0	205	Glendale, Ariz.

Head Coach: Pat Casey

Associate Head Coach: Dan Spencer

Assistant Coach: Marty Lees

Assistant Coach: David Wong

Undergraduate Assistant Coach: Kurt Steele

Athletic Trainer: David Stricklin

Assistant Athletic Trainer: Keita Shimada

Managers: Peter Hughes, Brian Pecor

Administrative Assistants: Stephanie Kondos, Lexi Crawford

Head Groundskeeper: Al Kirk

Sports Information: Kip Carlson

Radio Broadcaster: Mike Parker



2011 OREGON STATE BASEBALL

2007 POSTSEASON RESULTS/STATISTICS

Charlottesville Regional

June 1 • Charlottesville, Va.

Oregon State 5
Rutgers 1

Oregon State 0 1 1 0 3 0 0 0 0 - 5 11 1
Rutgers 1 0 0 0 0 0 0 0 0 - 1 7 1
WP-Paterson, Joe (8-6)
SV-Turpen, Daniel (1)
LP-Healing, Steve (10-4)
T-2:23 A-2097

June 2 • Charlottesville, Va.

Virginia 7
Oregon State 4

13 Innings
Virginia 1 0 0 0 1 0 1 0 0 1 0 0 3 - 7 11 0
Oregon State 2 0 0 0 1 0 0 0 1 0 0 0 - 4 10 2
WP-Lambert, Casey (3-2)
LP-Kunz, Eddie (2-1)
T-4:53 A-3212
HR OSU - Barney, Darwin

June 4 • Charlottesville, Va.

Rutgers 2
Oregon State 5

Rutgers 0 0 0 0 1 1 0 0 0 - 2 7 3
Oregon State 1 0 0 2 0 1 1 0 X - 5 11 4
WP-Reyes, Jorge (5-3)
SV-Turpen, Daniel (2)
LP-Giannini, Matt (5-5)
T-2:55 A-1984
HR OSU - Lechelt, Lonnie
HR RUT - Meade, Frank

June 4 • Charlottesville, Va.

Oregon State 5
Virginia 3

Oregon State 0 0 0 0 0 1 0 3 1 - 5 11 1
Virginia 0 0 0 0 3 0 0 0 0 - 3 5 4
WP-Paterson, Joe (9-6)
LP-Schwimer, Michael (3-1)
T-3:08 A-3212
HR OSU - Hopkins, Chris; Lennerton, Jordan

June 5 • Charlottesville, Va.

Virginia 3
Oregon State 7

Virginia 0 3 0 0 0 0 0 0 0 - 3 7 1
Oregon State 2 3 0 0 0 2 0 0 X - 7 12 1
WP-Kunz, Eddie (3-1)
SV-Paterson, Joe (1)
LP-Lambert, Casey (3-3)
T-3:04 A-2389
HR OSU - Lechelt, Lonnie

Corvallis Super Regional

June 10 • Corvallis, Ore.

Oregon State 1
Michigan 0

Oregon State 0 0 0 0 0 0 0 0 1 - 1 1 0
Michigan 0 0 0 0 0 0 0 0 0 - 0 4 0
WP-Paterson, Joe (10-6)
SV-Kunz, Eddie (11)
LP-Putnam, Zach (8-5)
T-2:32 A-3284

2007 Postseason Statistics

Player	AVG	G/GS	AB	R	H	RBI	2B	3B	HR	BB	SO	SB-ATT	SLG	OBA
Santschi, Scott	.417	9/8	24	4	10	7	2	0	1	7	2	0-0	.625	.548
Wallace, John	.364	9/6	22	6	8	6	1	2	0	3	8	2-2	.591	.423
Barney, Darwin	.347	12/12	49	10	17	11	2	0	2	7	4	3-3	.510	.431
Wong, Joey	.340	12/12	47	8	16	7	2	0	0	4	11	0-0	.383	.415
Ogata, Jason	.308	9/6	26	0	8	7	0	0	0	2	7	1-1	.308	.345
Hopkins, Chris	.294	12/12	51	14	15	4	3	0	1	6	6	4-5	.412	.390
Lissman, Mike	.279	12/12	43	9	12	8	1	0	2	10	7	2-2	.442	.426
Wells, Braden	.263	12/4	19	4	5	0	0	0	0	1	7	2-3	.263	.333
Lechelt, Lonnie	.256	12/12	43	7	11	3	4	1	2	2	17	3-3	.535	.304
Canham, Mitch	.250	12/11	48	4	12	6	0	0	1	4	12	1-1	.313	.339
Lennerton, Jordan	.244	12/12	45	11	11	6	1	0	4	6	14	0-0	.533	.333
Ammon, Erik	.000	2/1	1	0	0	0	0	0	0	1	0	0-0	.000	.500
Kahalehoe, Koa	.000	5/0	1	0	0	0	0	0	0	0	0	0-0	.000	.000
Ortiz, Ryan	.000	1/0	0	0	0	0	0	0	0	0	0	0-0	.000	1.000
Totals	.298	12/12	419	77	125	65	16	3	13	53	95	18-20	.444	.389

Pitcher	ERA	W-L	SV	G/GS	CG	SH	IP	H	R	ER	BB	SO	AVG	HR
Grbavac, Mark	0.00	0-0	0	4/0	0	0	3.1	3	0	0	3	4	.250	0
Maxwell, Anton	0.00	0-0	0	2/0	0	0	0.2	0	0	0	1	0	.000	0
Keim, Greg	0.00	0-0	0	1/0	0	0	0.2	1	0	0	0	1	.333	0
Paterson, Joe	1.11	3-0	2	9/1	0	0	24.1	16	4	3	2	20	.190	1
Turpen, Daniel	1.96	1-0	2	4/2	0	0	18.1	12	4	4	6	14	.188	0
Reyes, Jorge	2.13	3-0	0	4/4	0	0	25.1	20	6	6	7	11	.220	2
Kunz, Eddie	3.24	1-1	2	5/0	0	0	8.1	7	4	3	3	3	.241	0
Stutes, Mike	4.50	3-0	0	5/5	0	0	30.0	22	15	15	17	28	.202	3
Keitzman, Blake	9.00	0-0	0	2/0	0	0	1.0	3	1	1	0	0	1.500	0
Totals	2.57	11-1	6	12/12	0	1	112.0	83	34	32	39	82	.210	6

June 11 • Corvallis, Ore.

Michigan 2
Oregon State 8

Michigan 0 0 0 0 0 1 0 0 1 - 2 4 0
Oregon State 0 4 0 0 3 0 0 1 X - 8 8 0
WP-Stutes, Mike (10-4)
LP-Wilson, Mike (7-1)
T-3:00 A-3178
HR MICH - Rose, Eric 2

College World Series

June 16 • Omaha, Neb.

Oregon State 3
Cal-State Fullerton 2

Oregon State 1 1 0 0 0 0 1 0 0 - 3 7 1
CSF Fullerton 0 0 1 0 0 0 0 1 0 - 2 6 1
WP-Reyes, Jorge (6-3)
SV-Kunz, Eddie (12)
LP-Roemer, Wes (11-7)
T-2:59 A-26559
HR OSU - Lissman, Mike; Santschi, Scott
HR CSUF - Mahin, Nick

June 18 • Omaha, Neb.

Arizona State 6
Oregon State 12

Arizona State 0 1 0 0 0 0 4 0 1 - 6 7 2
Oregon State 2 4 1 1 1 3 0 0 X - 12 18 1
WP-Stutes, Mike (11-4)
LP-Flores, Brian (11-2)
T-3:34 A-21692
HR OSU - Lissman, Mike; Lennerton, Jordan

June 20 • Omaha, Neb.

UC-Irvine 1
Oregon State 7

UC-Irvine 0 0 0 1 0 0 0 0 0 - 1 5 1
Oregon State 0 0 4 0 1 0 1 1 X - 7 11 0
WP-Turpen, Daniel (10-1)
LP-Bergman, Christian (0-4)
T-2:59 A-29921
HR OSU - Canham, Mitch

June 23 • Omaha, Neb.

North Carolina 4
Oregon State 11

North Carolina 0 0 0 0 2 0 1 1 0 - 4 12 2
Oregon State 0 2 1 0 1 2 4 1 X - 11 12 2
WP-Reyes, Jorge (7-3)
SV-Paterson, Joe (2)
LP-White, Alex (6-7)
T-3:17 A-26887
HR OSU - Lennerton, Jordan
HR UNC - Johnson, Benji

June 24 • Omaha, Neb.

Oregon State 9
North Carolina 3

Oregon State 0 3 1 0 1 0 2 0 2 - 9 13 0
North Carolina 1 0 1 0 1 0 0 0 0 - 3 9 2
WP-Stutes, Mike (12-4)
LP-Putkonen, Luke (8-2)
T-3:29 A-25012
HR OSU - Barney, Darwin; Lennerton, Jordan
HR UNC - Ackley, Dustin

2011 OREGON STATE BASEBALL

2006 NATIONAL CHAMPIONS



2006 National Champions OSU Wins Its First Title

Oregon State went to the 2006 College World Series in Omaha as veterans after the Beavers made their second all-time appearance at the CWS in 2005.

The Beavers returned a number of players who made the 2005 appearance, and who were bounced after two games. That left them hungry, knowing they wanted more. And in 2006, they did not disappoint as Oregon State went 6-2 over eight games in Omaha to claim its first national championship.

The Beavers dispatched of North Carolina in the national title series. Oregon State lost to the Tar Heels, 4-3, in the first game, and saw itself behind UNC, 5-0, after three-and-a-half innings, but the Beavers scored seven in the bottom of the fourth and forced a third game after an 11-7 victory. A North Carolina error in the eighth gave the Beavers a run, breaking a 2-2 tie in the deciding game, and ultimately, the victory.

That national championship victory made the Beavers the first NCAA title holder from the Pacific-10 Conference since USC in 1998.

- Oregon State became the first team from the Pacific Northwest to win the national title, and the first from the northern part of the country to win it in 40 years.

- The Beavers were the first team to ever face six elimination games at the College World Series. And OSU became the first national championship club to win despite losing two games in Omaha.

- Oregon State opened its trip in Omaha by losing to Miami, 11-1. By virtue of that loss, the Beavers became just the second team in the last 25 years to win the title after losing their first game.

- Right-handed starter Jonah Nickerson was named the Most Outstanding Player of the College World Series. He made three CWS appearances, throwing 21 2/3 innings, allowing just four runs (two earned), 12 hits and four walks. Nickerson struck out 19.

- Nickerson ended the postseason with a 4-0 record, winning at least one game in the NCAA Regional, NCAA Super Regional and College World Series. He threw 36 2/3 innings over five games and allowed just 20 hits to go along with 34 strikeouts and a 1.23 ERA.

- Nickerson paced the Oregon State pitching staff, which saw eight pitchers contribute in the postseason run. Only one pitcher had an ERA above 5.00, and the team combined to limit opponents to a .219 batting average.

- Offensively, the Beavers finished with a .302 average as a team through 13 postseason games. Tyler Graham paced the way for the Beavers with a .426 batting average while Bill Rowe was close behind with a .419 mark. His 18 runs batted in led the team.

- Oregon State opened the postseason by hosting an NCAA Regional and the Beavers outscored their opponents - Wright State, Kansas and Hawaii - by a combined 28-9 mark. Oregon State never trailed during regional play.

- The Beavers defeated Stanford, 4-3, to open Super Regional play at Goss in the next round, then shut out the Cardinal, 15-0, in the second game to advance to Omaha. The 15-run win marked the second-biggest in the school's postseason history and was just the second shutout ever thrown, at the time, by OSU pitchers in NCAA play.

- Oregon State advanced to the postseason by winning the Pac-10 title and was named a No. 1 seed at its own regional.

- The Beavers ended the 2006 season with 50 victories, a school-record. It eclipsed the previous record of 46 set in 2005.

2006 Roster

No.	Pitchers	Yr.	B-T	Ht.	Wt.	Hometown
42	Bret Bochsler	Fr.	L-L	6-1	170	Redmond, Wash.
32	Reed Brown	So.	R-R	6-4	210	Edmonds, Wash.
2	Dallas Buck	Jr.	R-R	6-3	210	Newberg, Ore.
24	Brian Budrow	Fr.	R-R	6-4	215	Glendale, Ariz.
46	Bryn Card	Fr.	L-L	6-3	175	Klamath Falls, Ore.
18	Mark Grbavac	Fr.	R-R	6-0	180	Portland, Ore.
6	Kevin Gunderson Jr.	R-L	5-10	165		Portland, Ore.
4	Greg Keim	Jr.	R-R	5-11	175	Ontario, Ore.
36	Jon Koller	Sr.	R-R	6-6	230	Carlsbad, Calif.
44	Eddie Kunz	So.	R-R	6-5	250	Portland, Ore.
17	Anton Maxwell Jr.	L-L	5-9	180		Anchorage, Alas.
34	Jonah Nickerson Jr.	R-R	6-1	195		Oregon City, Ore.
26	Joe Paterson	So.	L-L	6-1	195	McMinnville, Ore.
31	Alex Sogard	Fr.	L-L	6-3	200	Phoenix, Ariz.
33	Mike Stutes	So.	R-R	6-1	185	Lake Oswego, Ore.
27	Rob Summers	Fr.	R-R	6-0	188	Beaverton, Ore.
28	Daniel Turpen	So.	R-R	6-4	215	McMinnville, Ore.
No.	Catchers	Yr.	B-T	Ht.	Wt.	Hometown
12	Erik Ammon	So.	R-R	5-11	195	Salem, Ore.
11	Mitch Canham	So.	L-R	6-2	212	Lake Stevens, Wash.
1	Casey Priseman	So.	R-R	6-1	195	Woodinville, Wash.
39	Dale Solomon	Fr.	R-R	5-11	205	Moreno Valley, Calif.
No.	Infielders	Yr.	B-T	Ht.	Wt.	Hometown
10	Darwin Barney	So.	R-R	5-10	175	Beaverton, Ore.
30	Brett Casey	Fr.	S-R	6-0	170	Corvallis, Ore.
16	Cory Ellis	Fr.	R-R	5-7	160	Portland, Ore.
14	Ryan Gipson	Sr.	R-R	5-11	182	Central Point, Ore.
3	Chris Kunda	Sr.	R-R	6-0	175	Philomath, Ore.
15	Lonnie Lechelt	So.	R-R	6-0	193	Kennewick, Wash.
29	Shea McFeely	Sr.	R-R	6-1	210	Federal Way, Wash.
41	Sean Rockey	Fr.	R-R	6-0	180	Sammamish, Wash.
38	Bill Rowe	Fr.	L-L	6-3	230	Ashland, Ore.
No.	Outfielders	Yr.	B-T	Ht.	Wt.	Hometown
40	Derek Engelke	So.	L-L	5-10	175	Newberg, Ore.
9	Cole Gillespie Jr.	R-R	6-1	200		West Linn, Ore.
21	Tyler Graham Jr.	R-R	6-1	185		Great Falls, Mont.
22	Koa Kahalehoe	Fr.	L-L	5-10	195	Las Vegas, Nev.
45	Joey Lakowski	Fr.	L-R	6-2	195	Corvallis, Ore.
20	Greg Laybourn	Fr.	R-R	5-10	190	Portland, Ore.
8	Mike Lissman Jr.	R-R	6-0	200		Ontario, Ore.
19	Jake McCormick Jr.	R-R	6-3	225		Marysville, Calif.
23	Scott Santschi Jr.	L-R	6-0	190		Vancouver, Wash.
37	Geoff Wagner	Sr.	L-L	6-2	215	Redmond, Ore.
35	John Wallace	Fr.	L-R	6-0	200	Reno, Nev.

Head Coach: Pat Casey
Associate Head Coach: Dan Spencer
Assistant Coach: Marty Lees
Volunteer Assistant Coach: David Wong
Director of Operations: Ron Northcutt
Athletic Trainers: David Stricklin, Travis Tims
Managers: Peter Hughes, Brian Pecor
Administrative Assistant: Stephanie Kondos
Academics: Ardeell Bailey
Equipment: Tom Williams
Head Groundskeeper: Al Kirk
Sports Information: Kip Carlson
Video: Jeff Taylor
Radio Broadcaster: Mike Parker



2011 OREGON STATE BASEBALL

2006 POSTSEASON RESULTS/STATISTICS

Corvallis Regional

June 2 • Corvallis, Ore.

Wright State	3
Oregon State	5

Wright State	0	0	0	0	2	1	0	0	0	-3	7	1
Oregon State	1	0	0	2	0	0	2	X	-5	9	2	

WP-Kunz, Eddie (2-0)
SV-Gunderson, Kevin (16)
LP-Smith, Joe (3-1)
T-2:39 A-2587
HR OSU - Gillespie, Cole

June 3 • Corvallis, Ore.

Kansas	3
Oregon State	11

Kansas	0	0	0	1	0	0	2	0	-3	4	1	
Oregon State	0	7	0	2	0	0	2	X	-11	11	1	

WP-Nickerson, Jonah (10-4)
LP-Land, S. (5-7)
T-2:34 A-2967
HR OSU - Kunda, Chris 2
HR KU - Simpson; Price, Ry.

June 4 • Corvallis, Ore.

Oregon State	12
Hawaii	3

Oregon State	1	0	3	0	1	0	3	4	0	-12	13	1
Hawaii	0	0	0	2	0	1	0	0	-3	9	2	

WP-Stutes, Mike (7-2)
LP-Daly, Matt (6-2)
T-3:23 A-2783

Corvallis Super Regional

June 10 • Corvallis, Ore.

Stanford	3
Oregon State	4

Stanford	0	0	2	0	1	0	0	0	-3	8	3	
Oregon State	1	0	2	0	0	0	1	0	-4	7	0	

WP-Buck, Dallas (12-2)
SV-Gunderson, Kevin (17)
LP-Reynolds, Greg (7-6)
T-2:46 A-3173
HR STAN - Rapaport, Jim

June 11 • Corvallis, Ore.

Oregon State	15
Stanford	0

Oregon State	4	0	0	6	0	2	0	2	1	-15	19	0
Stanford	0	0	0	0	0	0	0	0	-0	5	1	

WP-Nickerson, Jonah (11-4)
LP-Gallagher, Nolan (5-5)
T-2:58 A-3194
HR OSU - Santschi, Scott

College World Series

June 17 • Omaha, Neb.

Miami	11
Oregon State	1

Miami	2	3	0	0	2	0	0	4	0	-11	11	0
Oregon State	0	0	0	0	0	0	1	0	-1	6	1	

WP-Maine, Scott (12-3)
LP-Buck, Dallas (12-3)

2006 Postseason Statistics

Player	AVG	G/GS	AB	R	H	RBI	2B	3B	HR	BB	SO	SB-ATT	SLG	OBA
Graham, Tyler	.426	13/13	47	13	20	9	2	1	0	3	7	6-7	.511	.500
Rowe, Bill	.419	13/13	43	15	18	18	4	1	1	7	6	0-0	.628	.509
Gillespie, Cole	.388	13/13	49	14	19	7	5	2	2	7	10	1-1	.694	.500
Lissman, Mike	.313	6/5	16	2	5	2	1	0	0	1	2	2-2	.375	.389
Wallace, John	.293	11/11	41	7	12	4	0	0	0	3	13	2-2	.293	.356
Canham, Mitch	.289	13/13	45	3	13	11	4	0	0	3	10	3-3	.378	.340
Barney, Darwin	.259	13/13	54	7	14	7	0	0	0	6	6	2-4	.259	.328
McFeely, Shea	.250	13/13	48	5	12	8	2	0	2	3	8	0-0	.417	.321
Kunda, Chris	.229	13/13	48	13	11	11	3	0	2	8	4	0-0	.417	.328
Gipson, Ryan	.200	3/2	5	2	1	1	1	0	0	2	1	0-0	.400	.429
Santschi, Scott	.154	10/8	26	4	4	2	1	0	1	7	8	0-0	.308	.333
Wagner, Geoff	.000	3/0	3	0	0	0	0	0	0	0	2	0-0	.000	.000
Ammon, Erik	.000	3/0	1	0	0	0	0	0	0	0	1	0-0	.000	.000
Kahalehoe, Koa	.000	3/0	1	0	0	0	0	0	0	0	0	0-0	.000	.000
Totals	.302	13/13	427	85	129	80	23	4	8	50	78	16-19	.431	.391

Pitcher	ERA	W-L	SV	G/GS	CG	SH	IP	H	R	ER	BB	SO	AVG	HR
Grbavac, Mark	0.00	0-0	0	1/0	0	0	0.1	1	0	0	0	0	.500	0
Turpen, Daniel	0.87	1-0	0	4/1	0	0	10.1	7	1	1	3	6	.206	0
Nickerson, Jonah	1.23	4-0	0	5/5	0	0	36.2	20	7	5	11	34	.155	3
Paterson, Joe	1.69	0-1	0	5/0	0	0	5.1	2	1	1	3	1	.111	0
Gunderson, Kevin	1.88	1-0	5	8/0	0	0	14.1	8	3	3	2	6	.160	1
Stutes, Mike	4.80	2-0	0	3/3	0	0	15.0	19	8	8	4	10	.306	1
Kunz, Eddie	4.91	1-0	0	7/0	0	0	7.1	6	4	4	3	3	.222	0
Buck, Dallas	5.40	2-1	0	5/4	0	0	26.2	31	16	16	11	22	.290	2
Totals	2.95	11-2	5	13/13	0	0	116.0	94	40	38	37	82	.219	7

T-2:42 A-25417
HR UM - Raben, Dennis

June 19 • Omaha, Neb.

Oregon State	5
Georgia	3

Oregon State	0	1	1	2	0	0	1	0	-5	12	2	
Georgia	0	0	1	0	1	0	0	1	-3	7	1	

WP-Nickerson, Jonah (12-4)
SV-Gunderson, Kevin (18)
LP-Westphal, Mickey (7-3)
T-2:45 A-17135
HR UG - Wyatt, Jonathan

June 20 • Omaha, Neb.

Oregon State	8
Miami	1

Oregon State	1	0	4	1	1	0	0	0	-8	13	0	
Miami	0	0	0	0	0	1	0	0	-1	5	1	

WP-Stutes, Mike (8-2)
LP-Gutierrez, Carlos (9-7)
T-3:03 A-26241
HR OSU - McFeely, Shea
HR UM - Raben, Dennis

June 21 • Omaha, Neb.

Rice	0
Oregon State	5

Rice	0	0	0	0	0	0	0	0	-0	5	0	
Oregon State	0	0	3	0	0	1	1	0	-5	7	0	

WP-Turpen, Daniel (3-0)
LP-Crow, Craig (8-3)
T-2:54 A-30335
HR OSU - McFeely, Shea

June 22 • Omaha, Neb.

Oregon State	2
Rice	0

Oregon State	0	1	0	0	1	0	0	0	-2	3	0	
Rice	0	0	0	0	0	0	0	0	-0	2	0	

WP-Nickerson, Jonah (13-4)
SV-Gunderson, Kevin (19)
LP-Degerman, Eddie (13-2)
T-2:29 A-19161

June 24 • Omaha, Neb.

Oregon State	3
North Carolina	4

Oregon State	0	0	1	0	0	2	0	0	-3	9	0	
North Carolina	2	0	0	0	0	1	0	1	-4	10	1	

WP-Hovis, Jonathan (8-2)
SV-Carnigan, Andrew (15)
LP-Paterson, Joe (1-1)
T-2:50 A-26808

June 25 • Omaha, Neb.

North Carolina	7
Oregon State	11

North Carolina	0	1	3	1	0	0	2	0	-7	13	0	
Oregon State	0	0	0	7	0	4	0	0	-11	14	0	

WP-Gunderson, Kevin (3-2)
LP-Danford, Matt (7-2)
T-3:07 A-25046
HR OSU - Rowe, Bill
HR UNC - Federowicz, Tim

June 26 • Omaha, Neb.

North Carolina	2
Oregon State	3

North Carolina	0	0	0	0	2	0	0	0	-2	8	4	
Oregon State	0	0	0	2	0	0	0	1	-3	6	1	

WP-Buck, Dallas (13-3)
SV-Gunderson, Kevin (20)
LP-Bard, Daniel (9-4)
T-3:09 A-18565

2011 OREGON STATE BASEBALL
2005 COLLEGE WORLD SERIES TEAM



2005 CWS Participants Beavers Begin 3-Year Run

Oregon State began its magical three-year run to Omaha in 2005, a year that saw the club make many firsts. The Beavers went to the College World Series for the first time in more than 50 years, win the Pacific-10 Conference for the first time and advance to an NCAA Super Regional for the first time.

They did so with a cast of players with an overwhelming Pacific Northwest flavor, including Oregon born Dallas Buck, Kevin Gunderson, Jonah Nickerson, Jacoby Ellsbury and Darwin Barney, among others. Of the 29 players on the roster born in either Oregon or Washington, 13 ended their tenure at Oregon State being drafted by Major League clubs at least once.

The Beavers played their last game in Omaha on June 20, which, at the time, was the latest on the calendar an Oregon State season had ever extended.

- Oregon State went 0-2 in Omaha, but the World Series capped off a magnificent season for the Beavers. Oregon State won its first Pac-10 title by going 19-5 during the regular season. The 19 wins mark a conference record for the Beavers, who won seven of their eight Pac-10 series.

- The Beavers won 46 games, a new single-season school record. It surpassed the previous record of 39 set in 1986.

- The Beavers lost consecutive games only twice; once during the regular season, to Stanford and Arizona, and then in Omaha to Tulane and Baylor.

- Oregon State won five of its six games leading up to the College World Series. The Beavers outscored St. John's and Ohio State, 34-7, in three games at the Corvallis Regional.

- The Beavers advanced to a Super Regional at Goss Stadium, and took 2-of-3 from USC, whom OSU had ended the Pac-10 regular season with. The Beavers advanced to the NCAA College World Series after scoring two runs in the seventh in the third game of the Super Regional.

- Oregon State lost both of its games in Omaha, but the team's pitching staff was stellar. The Beavers allowed just seven runs over two games at Rosenblatt Stadium.

- The Beavers batted .321 as a team through the eight postseason games, and were led by Andy Jenkins' .459 batting average, which stands as the single-best postseason for any Oregon State player.

- The team's pitching staff was anchored by Jonah Nickerson, who went 1-1 with a 2.11 earned run average. Nickerson ended his career with five postseason victories, four a year later, which ties Mike Stutes for most in an OSU career.

- The trip to the postseason was the first in 19 years for Oregon State, which had last appeared in an NCAA Regional in Stillwater, Okla., in 1986. At the time, the eight postseason games played in 2005 was a single-year record for the Beavers.

- Head coach Pat Casey won his first career postseason game on June 3 as the Beavers scored a run in both the eighth and ninth innings for a 4-3 come-from-behind victory over Ohio State.

- Oregon State defeated St. John's, 19-3, in the final game of the Corvallis Regional. The 16-run win still stands as the team's single-largest postseason victory.

- Jacoby Ellsbury, who in 2007 became the first former OSU player to win a MLB World Series, played in all eight games in the 2005 postseason and batted .351 with two doubles, a triple and five stolen bases.

- Thirteen players who played in the 2005 postseason won a title in 2006 with OSU.

2005 Roster

No.	Pitchers	Yr.	B-T	Ht.	Wt.	Hometown
32	Reed Brown	Fr.	R-R	6-4	195	Edmonds, Wash.
2	Dallas Buck	So.	R-R	6-2	190	Newberg, Ore.
38	A.J. Davidson	Jr.	S-L	6-3	200	Florence, Ore.
18	Nate Fogle	Jr.	R-R	6-3	220	Gresham, Ore.
6	Kevin Gunderson	So.	R-L	5-10	160	Portland, Ore.
16	Kevin Joslyn	Sr.	L-L	6-1	185	Spokane, Wash.
	Josh Keller	Fr.	R-R	6-4	230	Portland, Ore.
36	Jon Koller	Jr.	R-R	6-6	235	Carlsbad, Calif.
44	Eddie Kunz	Fr.	R-R	6-4	250	Portland, Ore.
17	Anton Maxwell	So.	L-L	5-9	175	Anchorage, Alas.
19	Jake McCormick	So.	R-R	6-2	220	Marysville, Calif.
34	Jonah Nickerson	So.	R-R	6-1	190	Oregon City, Ore.
4	Kurt Steele	Jr.	R-R	6-2	180	Corvallis, Ore.
27	Rob Summers	Fr.	R-R	6-0	185	Beaverton, Ore.
28	Daniel Turpen	Fr.	R-R	6-4	195	McMinnville, Ore.
No.	Catchers	Yr.	B-T	Ht.	Wt.	Hometown
11	Mitch Canham	So.	L-R	6-2	200	Lake Stevens, Wash.
35	Billy Munich	Jr.	S-R	5-11	225	El Macero, Calif.
20	Casey Priseman	Fr.	R-R	6-1	180	Woodinville, Wash.
No.	Infielders	Yr.	B-T	Ht.	Wt.	Hometown
10	Darwin Barney	Fr.	R-R	5-10	170	Beaverton, Ore.
30	Travis Carver	Fr.	L-R	6-3	235	McMinnville, Ore.
	Cory Ellis	Fr.	R-R	5-7	160	Portland, Ore.
14	Ryan Gipson	Jr.	R-R	5-11	180	Central Point, Ore.
8	Andy Jenkins	Sr.	R-R	6-0	200	Salem, Ore.
3	Chris Kunda	Jr.	R-R	6-0	175	Philomath, Ore.
15	Lonnie Lechelt	Fr.	R-R	6-0	190	Kennewick, Wash.
25	Joey Ledesma	Jr.	L-R	6-0	190	Tucson, Ariz.
29	Shea McFeely	Jr.	R-R	6-2	215	Federal Way, Wash.
31	Scott Nelson	Jr.	R-R	6-3	215	Eugene, Ore.
1	Todd Shelton	Jr.	R-R	5-10	185	Bakersfield, Calif.
No.	Outfielders	Yr.	B-T	Ht.	Wt.	Hometown
22	Danny Anderson	Sr.	R-R	6-4	200	Modesto, Calif.
24	Chris Campos	Sr.	L-L	6-1	208	Modesto, Calif.
	Nic Chapin	Jr.	L-L	5-11	185	Oregon City, Ore.
23	Jacoby Ellsbury	Jr.	L-L	6-1	190	Madras, Ore.
40	Joel Evans	Sr.	R-R	6-5	230	Redmond, Wash.
12	Rob Folsom	Fr.	R-R	5-9	180	Medford, Ore.
9	Cole Gillespie	So.	R-R	6-1	200	West Linn, Ore.
21	Tyler Graham	Jr.	R-R	6-0	180	Great Falls, Mont.
26	Mike Lissman	So.	R-L	6-0	195	Ontario, Ore.
37	Geoff Wagner	Jr.	L-L	6-2	215	Redmond, Ore.

Head Coach: Pat Casey
Associate Head Coach: Dan Spencer
Assistant Coach: Marty Lees
Volunteer Assistant Coach: Troy Schader
Athletic Trainer: Matt Toth
Assistant Athletic Trainers: Nathan Dufault, J.R. Tatum
Manager: Peter Hughes
Administrative Assistant: Jenny Siewell
Head Groundskeeper: Al Kirk
Sports Information: Kip Carlson
Radio Broadcaster: Mike Parker



2011 OREGON STATE BASEBALL

2005 POSTSEASON RESULTS/STATISTICS

Corvallis Regional

June 3 • Corvallis, Ore.

Ohio State	3
Oregon State	4

Ohio State 0 0 0 1 0 1 1 0 0 - 3 4 0
 Oregon State 0 2 0 0 0 0 1 1 - 4 9 2
 WP-Gunderson, Kevin (6-2)
 LP-Meister, Rory (8-2)
 T-2:23 A-2612
 HR OSU - Canham, Mitch; McFeely, Shea

June 4 • Corvallis, Ore.

Oregon State	11
St. John's	1

Oregon State 0 1 0 0 4 1 0 5 0 -11 14 0
 St. John's 0 0 0 0 0 0 0 0 1 - 1 7 4
 WP-Nickerson, Jonah (9-1)
 LP-Wladkya, Jim (7-3)
 T-2:54 A-2609

June 5 • Corvallis, Ore.

St. John's	3
Oregon State	19

St. John's 0 0 0 0 0 1 2 0 0 - 3 11 0
 Oregon State 0(13) 0 4 2 0 0 0 X -19 22 4
 WP-Maxwell, Anton (11-1)
 LP-Smith, Anthony (1-2)
 T-3:14 A-2532
 HR OSU - Anderson, Danny 2

Corvallis Super Regional

June 11 • Corvallis, Ore.

USC	4
Oregon State	10

USC 2 0 2 0 0 0 0 0 0 - 4 9 8
 Oregon State 1 0 0 2 0 2 0 5 X -10 7 0
 WP-Buck, Dallas (12-1)
 SV-Gunderson, Kevin (14)
 LP-Kennedy, Ian (12-3)
 T-3:44 A-3059
 HR OSU - Jenkins, Andy

June 12 • Corvallis, Ore.

Oregon State	8
USC	9

10 Innings
 Oregon State 0 0 0 2 1 2 3 0 0 0 - 8 10 4
 USC 0 0 0 0 2 1 0 2 3 1 - 9 16 1
 WP-Koss, Paul (4-1)
 LP-Gunderson, Kevin (6-3)
 T-4:14 A-3068
 HR OSU - Anderson, Danny; Canham, Mitch; Gipson, Ryan
 HR USC - Clement, Jeff

2005 Postseason Statistics

Player	AVG	G/GS	AB	R	H	RBI	2B	3B	HR	BB	SO	SB-ATT	SLG	OBA
Jenkins, Andy	.459	8/8	37	9	17	13	2	2	2	0	0	0-0	.784	.475
Canham, Mitch	.353	8/8	34	10	12	9	3	0	2	3	6	1-1	.618	.421
Ellsbury, Jacoby	.351	8/8	37	11	13	6	2	1	0	6	7	5-5	.459	.442
Gipson, Ryan	.333	8/8	24	4	8	7	2	0	1	2	4	2-2	.542	.393
Campos, Chris	.333	5/1	6	1	2	0	0	0	0	2	0	0-0	.333	.500
Kunda, Chris	.333	7/0	3	0	1	2	0	0	0	1	0	0-0	.333	.500
Gillespie, Cole	.321	8/8	28	5	9	4	1	0	0	4	3	1-1	.357	.429
Lissman, Mike	.300	6/2	10	0	3	0	0	0	0	2	1	0-1	.300	.462
McFeely, Shea	.290	8/8	31	8	9	8	3	0	1	4	9	1-1	.484	.378
Anderson, Danny	.286	6/3	14	5	4	6	0	0	3	2	4	0-0	.929	.375
Barney, Darwin	.281	8/8	32	6	9	4	1	0	0	6	5	1-2	.313	.410
Graham, Tyler	.206	8/8	34	5	7	4	0	0	0	3	8	2-3	.206	.270
Wagner, Geoff	.000	3/1	3	1	0	0	0	0	0	1	1	0-0	.000	.250
Lechelt, Lonnie	.000	2/0	0	1	0	0	0	0	0	0	0	0-0	.000	.000
Priseman, Casey	.000	1/0	0	0	0	0	0	0	0	0	0	0-0	.000	.000
Totals	.321	8/8	293	66	94	62	14	3	9	36	48	13-16	.481	.406

Pitcher	ERA	W-L	SV	G/GS	CG	SH	IP	H	R	ER	BB	SO	AVG	HR
Joslyn, Kevin	0.00	0-0	0	1/0	0	0	1.0	1	0	0	0	2	.250	0
Nickerson, Jonah	2.11	1-1	0	3/3	1	0	21.1	21	6	5	2	18	.250	0
Gunderson, Kevin	2.61	1-2	1	5/0	0	0	10.1	10	5	3	2	11	.270	1
Buck, Dallas	2.86	1-0	1	4/3	0	0	22.0	18	10	7	13	9	.231	0
Maxwell, Anton	4.09	1-0	0	2/2	0	0	11.0	11	6	5	7	3	.244	1
Kunz, Eddie	4.50	1-0	0	4/0	0	0	4.0	4	2	2	3	6	.250	1
Fogle, Nate	16.88	0-0	0	3/0	0	0	2.2	6	6	5	1	2	.462	0
Totals	3.36	5-3	2	8/8	1	0	72.1	71	35	27	28	51	.256	3

June 13 • Corvallis, Ore.

USC	8
Oregon State	10

USC 0 0 3 0 0 4 0 1 0 - 8 6 1
 Oregon State 2 1 2 0 2 1 2 0 X -10 17 0
 WP-Kunz, Eddie (2-0)
 SV-Buck, Dallas (1)
 LP-Schlack, Ryan (0-2)
 T-4:00 A-2750
 HR OSU - Jenkins, Andy
 HR USC - Clement, Jeff

College World Series

June 18 • Omaha, Neb.


Oregon State	1
Tulane	3

Oregon State 1 0 0 0 0 0 0 0 0 - 1 6 0
 Tulane 0 0 0 0 0 0 2 1 X - 3 8 0
 WP-Owings, Micah (12-4)
 SV-Latham, Daniel (13)
 LP-Nickerson, Jonah (9-2)
 T-2:43 A-20345
 HR TUL - Southard, Nathan


June 20 • Omaha, Neb.

Baylor	4
Oregon State	3

10 Innings
 Baylor 0 0 0 2 1 0 0 0 0 1 - 4 10 1
 Oregon State 0 2 0 0 1 0 0 0 0 0 - 3 9 2
 WP-Mandel, Jeff (4-0)
 LP-Gunderson, Kevin (6-4)
 T-3:50 A-13000



Above: Shea McFeely. Below: Dallas Buck



2011 OREGON STATE BASEBALL
1952 COLLEGE WORLD SERIES TEAM



1952 CWS Participants OSU Makes First CWS Trip

Oregon State made its first foray into an NCAA postseason in 1952, and the Beavers also advanced to the College World Series for the first time. Oregon State lost in two games in their inaugural trip to Omaha, but came away with a positive first experience at Omaha Stadium.

The Beavers opened the year by winning the Pacific Coast Conference title and then swept Fresno State in the Western Regional in Corvallis.

"The team of '52 was an exceptional collection of raw talent as I look back today," pitcher Alex Goedhard said years later. "I say raw talent because we had no specialty training. There were no coaches specializing in hitting, fielding, outfield or pitching. There were no physical training regimens for players targeting playing positions outside of daily routine practice. There was no or very little scouting of opposing teams and players."

- At the Western Regional, on June 7, the Beavers hosted Fresno State in front of a crowd of 4,600, the largest attendance figure to date at what is now Goss Stadium at Coleman Field.

- Oregon State began the season on a high note, winning its first seven games and nine of 10.

- The Beavers had just three losing streaks of two games, with the final one coming in Omaha. Oregon State did not lose consecutive games at home the entire season.

- The 27 victories posted by the Beavers in 1952 set a school single-season record. That record was not surpassed until the 1975 team won 28 games.

- Ralph Coleman was in the midst of his third stint with the team and had another 14 years before ending his illustrious career. Coleman's two victories in the postseason do not count toward his overall career record, but merely add to 561 victories, then a school record.

- Oregon State's appearance in Omaha was significant as it was only the sixth-ever College World Series held. The Beavers opened against Duke in just the second-ever meeting between the schools in any sport; the first was in the 1942 Rose Bowl.

- Oregon State used what is now an unusual mode of transportation to arrive in Omaha. The team traveled to Omaha by train on the Union Pacific streamliner City of Portland. The Beavers arrived just after 3 a.m. on a Wednesday.

- Oregon State was the fourth team of what is now known as the Pac-10 to advance to the College World Series. California, USC and Washington State all advanced to Omaha before the Beavers' first trip in 1952.

- The games were played at what was then known as Omaha Stadium; it is now known as Rosenblatt Stadium. This marked the third year the CWS was held at Rosenblatt.

- Twenty-seven of the 34 players (79.4 percent) listed on the roster hailed from the state of Oregon.

- Oregon State won its first-ever Pacific Coast Conference Championship in 1952. The Beavers defeated USC in two games; winning game one, 12-10, and taking game two, 5-4, with both contests being played in Corvallis.

- Dwane Helbig became Oregon State's first All-American in 1952 when the American Baseball Coaches Association named him to the second team. He batted .418 with three home runs and 10 RBI in PCC Northern Division games.

- Bailey Brem and Jay Dean, who were both on the 1952 team, earned All-American honors in 1953 and 1954, respectively. Dean was an All-American in 1955 as well. He was OSU's first two-time All-American.

1952 Roster

No.	Pitchers	Yr.	B-T	Ht.	Wt.	Hometown
14	Bud Berg	Sr.	R-R	6-2	190	Portland, Ore.
	Ralph Coleman Jr.	Jr.	L-L	6-0	155	Corvallis, Ore.
13	Bailey Brem	Jr.	R-R	6-3	185	Portland, Ore.
16	Alex Goedhard	Sr.	R-R	6-2	175	Pasadena, Calif.
2	Don Hopp	Fr.	R-R	6-2	175	Oregon City
	Jim Nierman	So.	R-L	6-0	175	Hillsboro, Ore.
20	Norb Wellman	So.	R-R	6-4	205	Mt. Angel, Ore.
9	Don White	Sr.	R-L	6-1	160	Portland, Ore.
No.	CATCHERS	Yr.	B-T	Ht.	Wt.	Hometown
	Jack Smith	So.	R-R	5-10	180	Ontario, Ore.
11	Jack Stephenson	Fr.	R-R	5-11	172	Tigard, Ore.
19	John Thomas	Sr.	R-R	6-3	215	Newark, N.J.
	Bill Turner	Jr.	R-R	5-9	175	Portland, Ore.
No.	Infielders	Yr.	B-T	Ht.	Wt.	Hometown
	Jack Bowen	Fr.	R-R	5-10	172	Nyssa, Ore.
3	Bobby Buob	Fr.	R-R	5-8	158	Union, N.J.
17	Jay Dean	Fr.	R-L	6-5	210	Nampa, Ida.
	Mel Ediger	So.	R-R	6-0	175	Dallas, Ore.
5	Chuck Fisk	Fr.	R-R	6-0	170	Portland, Ore.
	Connie Holzgang	So.	R-R	5-11	160	Medford, Ore.
10	Cub Houck	Sr.	R-R	6-0	185	Salem, Ore.
4	Danny Johnston	Jr.	R-R	5-11	175	Whittier, Calif.
	Johnny Rearden	Sr.	R-R	5-11	160	Corvallis, Ore.
15	Jim Ruggles	Fr.	L-R	6-0	170	Portland, Ore.
	Doug Wray	Fr.	R-R	5-9	150	The Dalles, Ore.
	Jim Walker	So.	L-L	5-10	155	L-Beach, Calif.
No.	Outfielders	Yr.	B-T	Ht.	Wt.	Hometown
8	Pete Goodbrod	Sr.	L-R	5-10	160	Salem, Ore.
7	Dwane Helbig	So.	R-R	6-0	195	Portland, Ore.
	Jim Jenks	Jr.	R-R	6-0	168	Albany, Ore.
	Ralph Krafve	Sr.	L-R	6-2	185	Portland, Ore.
12	Ed Nelson	Sr.	R-R	5-10	165	Corvallis, Ore.
	Jack Pinion	So.	R-R	5-10	195	Reedsport, Ore.
18	Bud Shirtcliff	Jr.	R-R	6-3	200	M-Creek, Ore.
	Dick Wilson	Fr.	L-L	5-11	165	Nyssa, Ore.
	Jim Withrow	Fr.	R-R	5-10	160	Van Nuys, Calif.
	Bob Thoman	Jr.	R-R	6-4	175	Corvallis, Ore.

Head Coach: Ralph Coleman
Assistant Coach: Paul Valenti
Manager: Ken Boshears

COLLEGE WORLD SERIES

•

**8 TOP
COLLEGE
TEAMS**

•

The ROSE BOWL of COLLEGE BASEBALL

OMAHA STADIUM

June 12-13-14-15-16

Get Tickets Now at **RUSSELL SPORTS**, 1816 Farnam Street, Omaha

2011 OREGON STATE BASEBALL

OREGON STATE POSTSEASON HISTORY

2011 NCAA Postseason - OSU Championship History

The 2011 NCAA Postseason will feature, as always, the nation's top 64 teams. Sixteen four-team regionals will be held June 3-6, followed by eight Super Regionals, featuring the top 16 teams remaining who advanced past the regionals. The 2010 College World Series will be played June 18-29 at TD Ameritrade Park Omaha.

The Pacific-10 Conference holds the record with 26 World Series titles, followed by the Big 12 Conference at 10 and the Big Ten at six. A Pac-10 team has finished as national champions or runner-up in six of the last 11 years. At least one Pac-10 player has been named to the All-College World Series team since 1997.

In 2006 and 2007, the Pac-10 had 11 players named to the All-CWS Team, and each one was an Oregon State Beaver. In 2006, Jonah Nickerson was named the Most Outstanding Player after the Beavers captured their first national title. In 2007, Jorge Reyes claimed the honor as OSU won its second straight title.

Oregon State is one of just five schools nationally to win back-to-back national titles, and one of three from the Pac-10. USC won five straight titles from 1970-74. Stanford won two straight from 1987-88, followed nearly 20 years later by the Beavers. Texas won consecutive titles from 1949-1950 and LSU became the fourth club to accomplish the feat, doing so in 1996 and 1997.

2011 NCAA Postseason Schedule

June 3-6: NCAA Regionals (campus sites)

June 10-13: NCAA Super Regionals (campus sites)

June 18-29: NCAA College World series (TD Ameritrade Park Omaha)

Note: Campus sites for the NCAA Regionals will be announced the day prior to the NCAA selection process. Super Regional sites will be announced the day after the regionals' completion.



Oregon State In The Postseason

All-Time Record: 35-22 (.614)

NCAA Regional Record: 18-15 (.545)

NCAA Super Regional Record: 6-1 (.857)

NCAA CWS Record: 11-6 (.647)

NCAA Appearances (11): 1952, 1962, 1963, 1983, 1985, 1986, 2005, 2006, 2007, 2009, 2010
Super Regional Appearances (3): 2005, 2006, 2007

College World Series Appearances (4): 1952, 2005, 2006, 2007

Head Coaches And The Postseason

Coach	Overall	Reg.	Super	CWS
Ralph Coleman	3-6	3-4	0-0	0-2
Jack Riley	2-6	2-6	0-0	0-0
Pat Casey	30-10	13-5	6-1	11-4

Postseason Superlatives

Most Runs: 19, vs. St. John's (6/5/05)

Most Runs Allowed: 17, vs. Stanford (5/24/85)

Fewest Runs: 0, vs. Stanford (5/27/83)

Fewest Runs Allowed: 0, 5 times

Win Streak: 10 games (6/4-6/24/07)

Most Wins (Pitcher): 5; Stutes, Nickerson

Largest Attendance (Reg.): 4,600 (6/7/52)

Largest Attendance (Super): 3,284 (6/10/07)

Largest Attendance (CWS): 30,335 (6/21/06)

Active Oregon State Players In The Postseason

Batters

Player	AVG	G/GS	AB	R	H	RBI	2B	3B	HR	BB	SO	SB-ATT	SLG	OBA
Berberet, Parker	.400	2/1	5	0	2	0	1	0	0	0	1	0-0	.600	.400
Smith, Tyler	.385	3/3	13	2	5	3	0	0	1	0	3	0-0	.615	.385
Jones, Dylan	.333	2/2	9	3	3	1	1	0	0	1	1	0-0	.444	.400
Hayes, Danny	.333	3/2	6	1	2	2	1	0	0	1	0	0-0	.500	.429
Bell, Carter	.333	5/4	15	3	5	3	2	0	0	0	7	0-0	.467	.333
Susac, Andrew	.250	3/3	8	3	2	1	0	0	0	3	2	0-0	.250	.417
Norris, Jared	.250	6/4	16	2	4	4	2	0	0	2	3	0-0	.375	.333
Miller, Michael	.210	6/4	19	2	4	1	1	0	0	0	4	0-0	.263	.210
Boyd, Matt	.000	2/0	2	0	0	0	0	0	0	0	1	0-0	.000	.000

Pitchers

Player	ERA	W-L	SV	G/GS	CG	SH	IP	H	R	ER	BB	SO	AVG	HR
Gaviglio, Sam	1.59	1-1	0	2/2	0	0	8.1	15	9	9	5	7	.405	2
Osich, Josh	3.00	0-0	0	2/0	0	0	3.0	1	1	1	5	4	.125	0
Nygren, James	15.75	0-0	0	2/0	0	0	4.2	8	7	7	1	1	.381	0
Gorton, Ryan	20.25	0-0	0	3/0	0	0	2.1	8	5	5	1	0	.571	2

All-Time Versus Opponents

Coach	Overall	Reg.	Super	CWS
Arizona State	1-0	0-0	0-0	1-0
Arkansas	1-1	1-1	0-0	0-0
Baylor	0-1	0-0	0-0	0-1
Cal-State Fullerton	1-0	0-0	0-0	1-0
Duke	0-1	0-0	0-0	0-1
Florida	0-1	0-1	0-0	0-0
Florida Atlantic	1-1	1-1	0-0	0-0
Fresno State	2-0	2-0	0-0	0-0
Georgia	1-0	0-0	0-0	1-0
Hawaii	1-0	1-0	0-0	0-0
Kansas	1-0	1-0	0-0	0-0
Miami (Fla.)	1-1	0-0	0-0	1-1
Michigan	2-0	0-0	2-0	0-0
North Carolina	4-1	0-0	0-0	4-1
Ohio State	1-0	1-0	0-0	0-0
Pepperdine	0-1	0-1	0-0	0-0
Rice	2-0	0-0	0-0	2-0
Richmond	1-0	1-0	0-0	0-0
Rutgers	2-0	2-0	0-0	0-0
Santa Clara	0-2	0-2	0-0	0-0
Stanford	2-3	0-3	2-0	0-0
St. John's	2-0	2-0	0-0	0-0
TCU	0-2	0-2	0-0	0-0
Texas	0-1	0-0	0-0	0-1
Texas A&M	2-0	2-0	0-0	0-0
Tulane	0-1	0-0	0-0	0-1
UC-Irvine	1-0	0-0	0-0	1-0
UC-Santa Barbara	0-1	0-1	0-0	0-0
USC	3-3	1-2	2-1	0-0
Virginia	2-1	2-1	0-0	0-0
Wright State	1-0	1-0	0-0	0-0

2011 OREGON STATE BASEBALL

OREGON STATE POSTSEASON RESULTS

1952

Western Regional - Corvallis, Ore.

Date	Result	Opponent	WP	LP	Att.
6/6/52	W, 2-1	Fresno State	White	Bolger	3,200
6/7/52	W, 8-4	Fresno State	Wellman	Bishop	4,600

College World Series - Omaha, Neb.

Date	Result	Opponent	WP	LP	Att.
6/12/52	L, 7-18	Duke	Lewis	Goedhard	
6/13/52	L, 1-10	Texas	Robertson	Wellman	

1962

Western Regional - Santa Clara, Calif.

Date	Result	Opponent	WP	LP	Att.
	L, 1-8	Santa Clara			
	L, 5-7	Santa Clara			

1963

Western Regional - Corvallis, Ore.

Date	Result	Opponent	WP	LP	Att.
	L, 5-6	USC			
	W, 8-6	USC			
	L, 5-7	USC			

1983

Western Regional - Stanford, Calif.

Date	Result	Opponent	WP	LP	Att.
5/27/83	L, 0-14	Stanford	Myers	Reece	2,350
5/28/83	L, 3-7	UC-Santa Barbara	Fulmer	Anderson	450

1985

Western Regional - Stanford, Calif.

Date	Result	Opponent	WP	LP	Att.
5/24/85	L, 3-17	Stanford	Ballard	Sipple	2,600
5/25/85	L, 1-6	Pepperdine	Dubar	Brundage	300

1986

Midwest Regional - Stillwater, Okla.

Date	Result	Opponent	WP	LP	Att.
5/22/86	L, 3-4	Arkansas	Peters	Brundage	1,400
5/23/86	W, 7-1	Richmond	Sipple	Richardson	1,332
5/24/86	W, 1-0	Arkansas	Hulstrom	Parker	1,307
5/24/86	L, 7-10	Stanford	Wassenaar	Lambert	1,516

All-Regional Team: David Brundage, OF

2005

Corvallis Regional - Corvallis, Ore.

Date	Result	Opponent	WP	LP	Att.
6/3/05	W, 4-3	Ohio State	Gunderson	Meister	2,612
6/4/05	W, 11-1	St. John's	Nickerson	Wladyka	2,609
6/5/05	W, 19-3	St. John's	Maxwell	Smith	2,532

All-Regional Team: Mitch Canham (Most Outstanding Player), C; Jonah Nickerson, RHP; Andy Jenkins, 1B; Shea McFeely, 3B; Tyler Graham, OF; Jacoby Ellsbury, OF; Cole Gillespie, OF

Corvallis Super Regional - Corvallis, Ore.

Date	Result	Opponent	WP	LP	Att.
6/11/05	W, 10-4	USC	Buck	Kennedy	3,059
6/12/05	L, 8-9	USC	Koss	Gunderson	3,068
6/13/05	W, 10-8	USC	Kunz	Schlack	2,752

College World Series - Omaha, Neb.

Date	Result	Opponent	WP	LP	Att.
6/18/05	L, 1-3	Tulane	Owings	Nickerson	20,345
6/20/05	L, 3-4	Baylor	Mandel	Gunderson	13,000

2006

Corvallis Regional - Corvallis, Ore.

Date	Result	Opponent	WP	LP	Att.
6/2/02	W, 5-3	Wright State	Kunz	Smith	2,587
6/3/02	W, 11-3	Kansas	Nickerson	Land	2,957
6/4/02	W, 12-3	Hawaii	Stutes	Daly	2,783

All-Regional Team: Chris Kunda (Most Outstanding Player), 2B; Jonah Nickerson, RHP; Darwin Barney, SS; Cole Gillespie, OF; Tyler Graham, OF

Corvallis Super Regional - Corvallis, Ore.

Date	Result	Opponent	WP	LP	Att.
6/10/06	W, 4-3	Stanford	Buck	Reynolds	3,173
6/11/06	W, 15-0	Stanford	Nickerson	Gallagher	3,194

College World Series - Omaha, Neb.

Date	Result	Opponent	WP	LP	Att.
6/17/06	L, 1-11	Miami	Maine	Buck	25,417
6/19/06	W, 5-3	Georgia	Nickerson	Westphal	17,135
6/20/06	W, 8-1	Miami	Stutes	Gutierrez	26,241
6/21/06	W, 5-0	Rice	Turpen	Crow	30,335
6/22/06	W, 2-0	Rice	Nickerson	Degerman	19,161
6/24/06	L, 3-4	North Carolina	Hovis	Paterson	26,808
6/25/06	W, 11-7	North Carolina	Gunderson	Danford	25,046
6/26/06	W, 3-2	North Carolina	Buck	Bard	18,565

All-CWS Team: Jonah Nickerson (Most Outstanding Player), RHP; Bill Rowe, 1B; Shea McFeely, 3B; Cole Gillespie, OF; Kevin Gunderson, LHP

2007

Charlottesville Regional - Charlottesville, Va.

Date	Result	Opponent	WP	LP	Att.
6/1/07	W, 5-1	Rutgers	Paterson	Healing	2,097
6/2/07	L, 4-7	Virginia	Lambert	Kunz	3,212
6/4/07	W, 5-2	Rutgers	Reyes	Giannini	1,984
6/4/07	W, 5-3	Virginia	Paterson	Schwimer	3,212
6/5/07	W, 7-3	Virginia	Kunz	Lambert	2,389

All-Regional Team: Joe Paterson (Most Outstanding Player), LHP; Jordan Lennerton, 1B; Joey Wong, 2B; Darwin Barney, SS; Lonnie Lechelt, 3B; Chris Hopkins, OF

Corvallis Super Regional - Corvallis, Ore.

Date	Result	Opponent	WP	LP	Att.
6/10/07	W, 1-0	Michigan	Paterson	Putnam	3,284
6/11/07	W, 8-2	Michigan	Stutes	Wilson	3,178

College World Series - Omaha, Neb.

Date	Result	Opponent	WP	LP	Att.
6/16/07	W, 3-2	CS-Fullerton	Reyes	Roemer	26,559
6/18/07	W, 12-6	Arizona State	Stutes	Flores	21,692
6/20/07	W, 7-1	UC-Irvine	Turpen	Bergman	29,921
6/23/07	W, 11-4	North Carolina	Reyes	White	26,887
6/24/07	W, 9-3	North Carolina	Stutes	Putkonen	25,012

All-CWS Team: Jorge Reyes (Most Outstanding Player), RHP; Darwin Barney, SS; Mitch Canham, C; Mike Lissman, DH; Scott Santschi, OF; Joey Wong, 2B

2009

Fort Worth Regional - Fort Worth, Texas

Date	Result	Opponent	WP	LP	Att.
5/29/09	W, 9-8	Texas A&M	Gaviglio	Raley	2,822
5/30/09	L, 1-13	TCU	Winkler	Waldron	3,269
5/31/09	W, 13-5	Texas A&M	Reyes	Ehlert	2,496
5/31/09	L, 4-5	TCU	Marshall	Rhoderick	3,191

All-Regional Team: Koa Kahalehoe, OF; Ryan Ortiz, C; Jorge Reyes, RHP; John Tommasini, 2B

2010

Gainesville Regional - Gainesville, Fla.

Date	Result	Opponent	WP	LP	Att.
6/4/10	W, 6-4	Florida Atlantic	Peavey	Gipson	1,117
6/5/10	L, 2-10	Florida	Panteliodis	Gaviglio	2,991
6/6/10	L, 7-11	Florida Atlantic	Adams	Waldron	1,340


All-Regional Team: Adalberto Santos, OF

2011 OREGON STATE BASEBALL


ALL-AMERICANS



Dwane Helbig
1952
ABCA 2nd
.418, 3 HR, 10 RBI
North only




Bailey Brem
1953
ABCA 3rd
4-1, 2.00 ERA
North only




Jay Dean
1954 (ABCA 1st)
.456, 26 RBI
1955 (ABCA 1st)
.465, 1 HR, 28 RBI




Larry Petersen
1960
ABCA 1st
.419, 19 RBI



Cecil Ira
1962 (ABCA 3rd)
11-4, 1.23 ERA
1963 (ABCA 3rd)
10-2, 1.82 ERA




Jim Wilson
1982
ABCA 3rd, BA 3rd
.336, 21 HR, 62 RBI




Dave Brundage
1986
ABCA 2nd
.366, 8 HR, 44 RBI
8-4, 3.19 ERA



Ken Bowen
1987
BA 2nd
.404, 9 HR, 51 RBI



Scott Christman
1993
ABCA, BA 2nd,
CB 1st
14-1, 2.20 ERA



Mason Smith
1994
BA 3rd, CB 3rd
11-3, 2.39 ERA



Mark Newell
1997
NCBWA 3rd
8-0, 2.12 ERA



Andrew Checketts
1998
CB 3rd, NCBWA
2nd
11-1, 3.77 ERA



Scott Nicholson
2001
CB 3rd
11-2, 3.58 ERA



Dallas Buck
2005 (ABCA 1st, BA
1st, CB 1st, NCBWA
2nd, USAT/SW 1st)
12-1, 2.09 ERA
2006 (ABCA 2nd, CB
2nd, NCBWA 2nd)
13-3, 3.44 ERA



Jacoby Ellsbury
2005
ABCA 1st, BA 1st,
CB 2nd, NCBWA
1st, USAT/SW 2nd
.406, 6 HR, 48 RBI



Jonah Nickerson
2005
USAT/SW 2nd
9-2, 2.13 ERA
2006
BA 2nd
13-4, 2.24 ERA




Cole Gillespie
2006
ABCA 1st,
BA 1st, CB 1st,
NCBWA 3rd
.374, 13 HR, 57 RBI



Kevin Gunderson
2006
NCBWA 2nd
3-2, 2.36 ERA,
20 SV



Pat Casey
2006 (Coach of the
Year: ABCA, BA,
CB, NCBWA)
2007
Coach of the Year
CB, ABCA



Mitch Canham
2007
CB 3rd
.326, 10 HR, 59 RBI



Jonah Nickerson

Abbreviations

ABCA.....American Baseball Coaches Association
BA.....Baseball America
CB.....Collegiate Baseball newspaper
NCBWA.....National Collegiate Baseball Writers Association
USAT/SW.....USA Today/Sports Weekly



OSUBEAVERS.COM

2011 OREGON STATE BASEBALL

ALL-REGION/FRESHMAN ALL-AMERICA/ALL-ACADEMIC

All-Region Honors

As selected by the American Baseball Coaches Association

All-District VIII

1949	Frank Roelandt, C	*.508, 20 RBI
1950	Gene Tanselli, SS	*.380, 7 RBI
1951	John Thomas, C	*.280, 10 RBI
1952	Bailey Brem, P	*3-2, 2.41 ERA
	Dwane Helbig, OF	*.418, 3 HR, 10 RBI
1953	Bailey Brem, P	*4-1, 2.00 ERA
	John Thomas, C	*.316, 1 HR, 9 RBI
	Bud Shirtcliff, OF	*.292, 2 HR, 10 RBI
1954	Jay Dean, 1B	.456, 26 RBI, 0 HR
1955	Jay Dean, 1B	.465, 28 RBIs, 1 HR
1957	Twink Pedersen, 3B	.400, 21 RBI
1959	Jerry Droscher, OF	.321, 19 RBI
1960	Larry Petersen, OF	.419, 19 RBI
1962	Cecil Ira, P	11-4, 1.23 ERA
1963	Cecil Ira, P	10-2, 1.83 ERA
	Al Lehrer, OF	.374, 19 RBI

All-Region IX

1976	Pete Rowe, C	.338, 4 HR, 30 RBI
1977	Jeff Doyle, 1B (2nd)	.350, 5 HR, 30 RBI
1978	Bob McNair, 1B (2nd)	.316, 10 HR 46 RBI

1982	Jim Wilson, 1B	.336, 21 HR, 62 RBI
	Mike Gorman, P (2nd)	9-2, 2.93 ERA
	Mickey Riley, 2B (2nd)	.374, 23 RBI
1984	Scott Anderson, P (2nd)	8-6, 1.66 ERA
1985	Dave Brundage, 1B	.370, 4 HR, 40 RBI; 7-3, 4.63 ERA
	Ken Bowen, SS (2nd)	.332, 4 HR, 44 RBI
	John Sipple, P (2nd)	10-2, 4.53 ERA
1986	Dave Brundage, OF	.366, 8 HR 44 RBI; 8-4, 3.19 ERA
	Ken Bowen, SS (2nd)	.293, 6 HR, 28 RBI
	Bryce Hulstrom, P (2nd)	7-2, 2.51 ERA
1987	Ken Bowen, SS	.404, 9 HR, 51 RBI
	Jeff Otis, P (2nd)	9-4, 2.88 ERA
1988	Ben Johnson, SS (2nd)	.276, 1 HR 26 RBI
	Lance Rice, C (2nd)	.323, 5 HR, 47 RBI
	John Sipple, P (2nd)	6-3, 1.82 ERA
1989	Jeff Brauning, 2B (2nd)	.340, 1 HR 38 RBI
1990	R.A. Nietzel, UTIL	.355, 3 HR, 20 RBI
1993	Scott Christman, P	14-1, 2.20 ERA
	Kevin Hooker, 2B	.351, 0 HR, 31 RBI
	A.J. Marquardt, OF	.376, 6 HR, 40 RBI

All-West Region

Includes Oregon, Washington, California, Arizona

1998	Andrew Checketts, P (2nd)	11-1 3.77 ERA
2001	Chris Biles, OF	.395, 9 HR, 48 RBI
	Scott Nicholson, P	11-2, 3.58 ERA
2005	Dallas Buck, P	12-1, 2.09 ERA, 1 Sv
	Jacoby Ellsbury, OF	.406, 6 HR, 48 RBI
	Pat Casey	Coach of the Year
2006	Dallas Buck, P	13-3, 3.44 ERA
	Cole Gillespie, OF	.374, 13 HR, 57 RBI
	Kevin Gunderson, P	3-2, 2.36 ERA 20 Sv
	Pat Casey	Coach of the Year
2007	Mitch Canham, C	.326, 10 HR, 57 RBI

*-denotes that only Northern Division statistics are available for that season

Freshman All-Americans

Year	Name	Pos.	Org.	Team
1993	A.J. Marquadt	OF	Baseball America	Second
1996	Chris Pine	RHP	Baseball America	Second
1996	Chris Pine	RHP	Collegiate Baseball	HM
2000	Brian Barden	3B	Collegiate Baseball	First
2002	Aaron Mathews	OF	Collegiate Baseball	HM
2003	Jacoby Ellsbury	OF	Baseball America	Second
	Jacoby Ellsbury	OF	Collegiate Baseball	First
2004	Kevin Gunderson	LHP	Collegiate Baseball	First
2005	Darwin Barney	SS	Baseball America	Second
	Darwin Barney	SS	Collegiate Baseball	First
2007	Jorge Reyes	RHP	Baseball America	Second
2008	Kevin Rhoderick	RHP	Baseball America	Second
	Kevin Rhoderick	RHP	NCBWA	First
	Kevin Rhoderick	RHP	Collegiate Baseball	First
2009	Sam Gaviglio	RHP	Baseball America	Second
	Sam Gaviglio	RHP	NCBWA	First
	Sam Gaviglio	RHP	Collegiate Baseball	First
2010	Matt Boyd	UT	NCBWA	First
	Matt Boyd	UT	Collegiate Baseball	First

Oregon State And International Baseball

Oregon State players who have played baseball Internationally

Brian Barden (2008 USA Baseball Olympic Team)

.265, 9 GP, 8 GS, 3 2B, 1 HR, 5 RBI, 4 BB, 1 SB

Brian Barden (2010 USA Baseball Pan Am Qualifying Team)

.320, 7 GP, 7 GS, 2 2B, 1 HR, 6 RBI, 2 BB, 0 SB

Darwin Barney (2006 USA Baseball Collegiate National Team)

.276, 30 GP, 28 GS, 7 2B, 1 HR, 8 RBI, 17 BB, 6 SB

Carter Bell (2010 Team Canada Collegiate National Team)

.300, 6 GP, 0 2B, 1 3B, 1 HR, 5 RBI, 2 BB, 1 SB

Kevin Gunderson (2005 USA Baseball Collegiate National Team)

1-0, 0.45 ERA, 11 APP, 1 GS, 20.0 IP, 2 R, 1 ER, 17 SO

Jonah Nickerson (2005 USA Baseball Collegiate National Team)

1-1, 2.00 ERA, 6 APP, 1 GS, 18.0 IP, 6 R, 4 ER, 23 SO

Kevin Rhoderick (2008 USA Baseball Collegiate National Team)

0-0, 0.00 ERA, 1 APP, 0 GS, 1.0 IP, 0 R, 0 ER, 0 SO

Academic All-America

As selected by the College Sports Information Directors of America

1986	Ken Bowen, SS	.293, 28 RBI, 6 HR 3.60 GPA, Marketing
	Bryan Ganter, OF	.357, 35 RBI, 1 HR 3.65 GPA, Pre-Medicine
1987	Ken Bowen, SS	.404, 51 RBI, 9 HR n/a GPA, Marketing
	Bryan Ganter, OF	.284, 32 RBI, 9 HR n/a GPA, Pre-Medicine
1994	Mason Smith, P	11-3, 2.39 ERA 3.83 GPA, Business
1998	Ben Bertrand, C	.353, 54 RBI, 10 HR 3.46 GPA, Science
2007	Mitch Canham, C	.326, 10 HR, 59 RBI 3.53, Business Administration



Mitch Canham

2011 OREGON STATE BASEBALL

OREGON STATE PAC-10 HONORS

(MVP)-denotes league Most Valuable Player or Player of the Year; *(FOY)*-denotes league Freshman of the Year; *(DPOY)*-denotes Defensive Player of the Year

All-Northern Division

1948	Chuck Sauvain, P
1949	Frank Roelandt, C
1950	Gene Tanselli, SS Don White, P
1951	Pete Goodbrod, OF Gene Tanselli, SS Don White, P
1952	Bailey Brem, P Dwane Helbig, OF Chuck Fisk, SS (2nd) Pete Goodbrod, OF (2nd) Danny Johnston, 2B (2nd)
1953	Bailey Brem, P Jay Dean, 1B Bud Shirtcliff, OF Norb Wellman, P
1954	Jay Dean, 1B Chuck Fisk, 2B Jack Pinion, OF
1955	Jay Dean, 1B Jerry Exley, OF Jerry Bettendorf, IF (2nd) Bobby Buob, IF (2nd) Bill Epperle, P (2nd) Chuck Fisk, IF (2nd) John Fredericks, OF (2nd) Al Guidotti, P (2nd) Phil Jantze, OF (2nd) Dan Lovejoy, C (2nd)
1956	Jerry Exley, OF
1957	Tom Hunt, OF Twink Pedersen, 3B Syl Johnson, P (2nd) Dan Luby, 2B (2nd)
1958	Gene Bates, 1B Tom Bowen, 3B Gary Moore, P Bob Berreman, OF (HM) Ray Lunde, P (HM)
1959	Kim Bradshaw, OF Jerry Droscher, OF Bill Wagner, 3B Grimm Mason, OF (2nd) Gary Moore, P (2nd)
1960	Larry Petersen, OF Bill Wagner, 3B
1961	Grimm Mason, OF Bill Wagner, 3B
1962	Cecil Ira, P Al Lehrer, 3B
1963	Cecil Ira, P Al Lehrer, 3B Dave Long, 2B Frank Peters, OF Doug Stahl, SS
1964	Steve Clark, P
1965	Morrell Crary, C Ron Lucas, SS
1966	Jack Humphrey, P

All-Pacific-8

1967	Jack Humphrey, P (2nd) Tom Jones, 1B (2nd) Bob Kaiser, OF (2nd)
1968	Ken Forsch, P (2nd) Tom Jones, 1B (2nd)
1969	Lute Barnes, SS (2nd)
1970	Bob Beall, 1B Dave Wiggins, UTIL (2nd)
1971	Dan Cunningham, UTIL (2)
All-Northern Division	
1972	Dan Cunningham, UTIL
1974	Rob Drahn, DH Greg Jurgenson, P Pete Rowe, OF
1975	Ramon Gonzalez, OF Gail Meier, P Pete Rowe, C Tom Simas, UTIL
1976	Jeff Doyle, UTIL Ken Noble, P Pete Rowe, C
1977	Rich Dodge, OF Jeff Doyle, 2B Pete Rowe, C
1978	Rich Harper, C Bob McNair, 1B Jerry Miller, OF Jerry Yung, UTIL
1979	Dave Backen, UTIL
1980	Al Hunsinger, 3B Bob McNair, 1B
1981	Dave Backen, UTIL Al Hunsinger, 1B (MVP) Todd Thomas, OF
1982	Mike Gorman, P Jim Grove, OF Mickey Riley, 2B Jim Wilson, 1B (MVP)
1983	Jeff Reece, P (MVP) Steve Smith, OF Dain Syverson, 3B Todd Thomas, UTIL
1984	Scott Anderson, P Dain Syverson, 3B
1985	Ken Bowen, SS Dave Brundage, 1B Mel Malinak, 2B John Sipple, P Quinn Williams, 3B
1986	Ken Bowen, SS Dave Brundage, P, OF (MVP) Bryce Hulstrom, P Quinn Williams, 3B
1987	Ken Bowen, SS (MVP) Randy Duke, UTIL Jeff Otis, P Rod Scheckla, P
1988	Ben Johnson, SS Lance Rice, C John Sipple, P
1989	Jeff Brauning, 2B Ben Johnson, SS Jeff Otis, P
1990	Jeff Post, P

Aaron Anderson, 1B (2nd)	
Ben Johnson, SS (2nd)	
R.A. Neitzel, 3B (2nd)	
Paul Sanders, C (2nd)	
Dave Schoppe, UTIL (2nd)	
1991	Kevin Hooker, 2B Jeff Post, P (2nd) Paul Sanders, C (2nd) Dave Schoppe, UTIL (2nd)
1992	Jamie Burke, 3B (2nd) Scott Christman, P (2nd)
1993	Jamie Burke, 3B Scott Christman, P (MVP) Kevin Hooker, 2B Randy Hunter, C A.J. Marquardt, OF
1994	Mason Smith, P (MVP) A.J. Marquardt, OF Mike Thurman, P
1995	Kevin Hooker, UTIL Pat Meiwes, 3B Kevin Hooker, 2B (2nd) David Schmidt, C (2nd)
1996	Brandon Hageman, SS Ryan Lipe, 3B Eric Lovinger, P Ryan McDonald, 2B Chris Pine, P David Schmidt, C Chris Wakeland, OF
1997	Ben Bertrand, C Mike Boire, P Andrew Checketts, P Mike Leone, DH Ryan Lipe, 3B Ryan McDonald, 2B Mark Newell, P Jason Stranberg, OF
1998	Andrew Checketts, P (MVP) Ben Bertrand, C Rob Colley, OF Joe Gerber, DH
All-Pacific-10	
1999	Joe Gerber, 1B Corrie Willkie, 2B (HM) B.R. Cook, P (HM)
2000	Joe Gerber, 1B Drew Hedges, OF Brian Barden, 3B (HM) Andy Jarvis, DH (HM) Thad Johnson, P (HM) Scott Nicholson, P (HM)
2001	Brian Barden, 3B Chris Biles, OF Bryan Ingram, C Scott Nicholson, P Josh Carter, OF (HM) Curtis Davis, DH (HM) Thad Johnson, P (HM)
2002	Brian Barden, 3B Will Hudson, SS (HM) Andy Jarvis, 1B (HM) Ty Kline, P (HM) Aaron Mathews, OF (HM) Seth Pietsch, OF (HM)

Jared Sanders, P (HM)	
2003	Jake Postlewait, P Chris Biles, OF/DH (HM) Tony Calderon, IF (HM) Jacoby Ellsbury, OF (HM) Andy Jarvis, 1B (HM) Aaron Mathews, OF (HM) Seth Pietsch, OF (HM)
2004	Jacoby Ellsbury, OF Aaron Mathews, OF Jake Postlewait, P Kevin Gunderson, P (HM) Paul Richie, C (HM)
2005	Jacoby Ellsbury, OF (co-MVP) Darwin Barney, SS (FOY) Dallas Buck, P Kevin Gunderson, P Andy Jenkins, 1B Jonah Nickerson, P Nate Fogle, P (HM) Ryan Gipson, 2B (HM) Tyler Graham, OF (HM) Anton Maxwell, P (HM) Shea McFeely, 3B (HM)
2006	Cole Gillespie, OF (MVP) Darwin Barney, SS Dallas Buck, P Jonah Nickerson, P Kevin Gunderson, P Mitch Canham, C (HM) Shea McFeely, 3B (HM) Chris Kunda, 2B (DPOY)
2007	Mitch Canham, C Darwin Barney, SS (HM) Eddie Kunz, P (HM) Jordan Lennerton, 1B (HM)
2008	Ryan Ortiz, C Kevin Rhoderick, P (HM) Daniel Robertson, OF (HM) John Wallace, OF (HM)
2009	Ryan Ortiz, C Sam Gaviglio, P (HM) Jared Norris, 1B (HM) Kevin Rhoderick, P (HM) Adalberto Santos, UT (HM) Tyler Waldron, P (HM)
2010	Stefen Romero, 3B Adalberto Santos, OF Matt Boyd, P (HM) Rob Folsom, OF (HM) Greg Peavey, P (HM) Kevin Rhoderick, P (HM)
Coach of the Year	
Northern Division	
1982	Jack Riley
1983	Jack Riley
1986	Jack Riley
1993	Jack Riley
1994	Jack Riley
1997	Pat Casey
Pacific-10	
2005	Pat Casey
2006	Pat Casey

2011 OREGON STATE BASEBALL

PAC-10 PLAYERS OF THE WEEK

Pac-10 Superlatives

Players Of The Week

OSU Total: 56
North Division: 43

Selections By School

Arizona State	95
Stanford	65
Washington State	63
Washington	58
Oregon State	56
Arizona	55
USC	53
UCLA	51
California	44
Oregon	2

Multi OSU Selections

Ken Bowen	3
Ryan Ortiz	2
Andy Jarvis	2
Ryan Lipe	2
Todd Thomas	2
Jeff Reece	2
A.J. Marquadt	2
Quinn Williams	2
Dave Brundage	2
Jim Wilson	2

Pitchers Of The Week

OSU Total: 62
North Division: 46

Selections By School

Stanford	75
Oregon State	62
USC	61
Arizona State	58
UCLA	53
Arizona	44
Washington	41
Washington State	32
California	30
Oregon	1

Multi OSU Selections

Andrew Checketts	8
Scott Christman	6
Chris Pine	5
Dallas Buck	3
Scott Nicholson	3
Eric Lovinger	3
Jeff Post	3
Greg Peavey	2
Mike Thurman	2
Brody Percell	2
Mark Newell	2
Mason Smith	2
Jeff Smith	2
John Sipple	2
Bryce Hulstrom	2
Dave Brundage	2

Pac-10 Players Of The Week

Year	Date	Name	Position
2001	March 13	Andy Jarvis	1B
	March 27	Bryan Ingram	C
	April 23	Brian Barden	3B
2002	May 6	Andy Jarvis	1B
2003	April 14	Aaron Mathews	OF
2005	April 12	Jacoby Ellsbury	OF
	April 26	Andy Jenkins	1B
2006	May 23	Mitch Canham	C
	May 29	Cole Gillespie	OF
2008	March 25	Ryan Ortiz	C
	April 22	Lonnie Lechelt	3B
2009	April 6	Ryan Ortiz	C
2010	May 31	Adalberto Santos	OF

Pac-10 Players Of The Week (North)

Year	Date	Name	Position
1998	February 17	Corrie Wilkie	2B
	March 3	Ryan Lipe	3B
	March 31	Rob Colley	OF
	April 6	Ben Bertrand	C
	April 20	Joe Gerber	1B
	May 11	Troy Schader	SS
1997	March 18	Matt Bailie	1B
	April 15	Ryan Lipe	3B
1996	March 5	David Schmidt	C
	March 19	Mark Leone	IF
	April 15	Chris Wakeland	OF
1995	March 7	Kevin Hooker	2B
1994	March 15	Brent Watts	3B
	April 5	Todd Black	OF
	May 16	A.J. Marquadt	OF
	May 23	A.J. Marquadt	OF
1993	March 9	Jim Champion	1B
1992	March 3	Randy Hunter	C
1991	March 26	Aaron Anderson	1B
1990	May 7	R.A. Neitzel	3B
1989	May 1	Scott Sanders	OF
	May 8	Brent Hahn	C
	May 15	Ben Johnson	SS
1988	May 9	Troy Haugen	3B
1987	March 23	Ken Bowen	SS
	April 6	Lance Rice	C
	May 3	Ken Bowen	SS
1986	April 14	Quinn Williams	SS
	April 21	Tim Lambert	3B
1985	March 3	Ken Bowen	SS
	April 1	Quinn Williams	SS
	April 8	Dave Brundage	1B
	May 6	Dave Brundage	1B
1984	March 26	Gary Hamilton	OF
	April 16	Scott Anderson	RHP
1983	May 2	Todd Thomas	SS
	May 16	Jeff Reece	RHP
	May 23	Jeff Reece	RHP
1982	April 19	Jim Wilson	1B
	April 26	Mike Gorman	RHP
	May 10	Jim Wilson	1B
1981	April 13	Todd Thomas	OF

Pac-10 Pitchers Of The Week

Year	Date	Name	Position
1999	February 23	B.R. Cook	RHP
	April 26	B.R. Cook	RHP
2000	May 28	Scott Nicholson	LHP
2001	April 2	Scott Nicholson	LHP
	May 21	Scott Nicholson	LHP
2002	April 29	Ben Rowe	RHP
2004	March 23	Andy Baldwin	RHP
	April 27	Kevin Gunderson	LHP
2005	February 22	Anton Maxwell	LHP
	May 17	Dallas Buck	RHP
	May 24	Dallas Buck	RHP
2006	May 23	Dallas Buck	RHP
2010	March 1	Greg Peavey	RHP
	March 22	Tanner Robles	LHP
	April 12	Greg Peavey	RHP
	May 31	Sam Gaviglio	RHP

Pac-10 Pitchers Of The Week (North)

Year	Date	Name	Position
1998	February 17	Andrew Checketts	RHP
	February 24	Chris Pine	RHP
	March 3	Andrew Checketts	RHP
	March 10	Brody Percell	LHP
	March 24	Andrew Checketts	RHP
	March 31	Andrew Checketts	RHP
	April 13	Chris Pine	RHP
	April 20	Brody Percell	LHP
	May 4	Andrew Checketts	RHP
1997	March 18	Mark Newell	RHP
	April 1	Mark Newell	RHP
	May 6	Andrew Checketts	RHP
	May 13	James Bronson	RHP
1996	March 5	Eric Lovinger	RHP
	March 19	Chris Pine	RHP
	April 8	Andrew Checketts	RHP
	April 22	Andrew Checketts	RHP
	April 29	Chris Pine	RHP
	May 6	Chris Pine	RHP
	May 13	Eric Lovinger	RHP
1995	March 14	Kevin Hooker	RHP
1994	March 22	Mason Smith	RHP
	April 5	Mike Thurman	RHP
	April 11	Eric Lovinger	RHP
	May 16	Mason Smith	RHP
1993	March 23	Mike Thurman	RHP
	April 12	Scott Christman	LHP
	April 19	Scott Christman	LHP
	May 17	Scott Christman	LHP
	May 24	Scott Christman	LHP
1992	March 17	Scott Christman	LHP
	March 30	Jeff Post	RHP
	April 27	Scott Christman	LHP
1991	March 26	Jeff Smith	RHP
	April 16	Jeff Post	RHP
	May 14	Jeff Smith	RHP
1990	May 7	Jeff Post	RHP
1988	May 2	John Sipple	LHP
	May 9	John Sipple	LHP
1987	March 23	Chris Payne	RHP
	April 27	Rod Scheckla	RHP
	May 10	Jeff Otis	RHP
1986	March 31	Bryce Hulstrom	LHP
	April 14	Bryce Hulstrom	LHP
	April 28	Dave Brundage	LHP
	May 5	Dave Brundage	LHP

2011 OREGON STATE BASEBALL

2010 PROS IN REVIEW/BEAVERS IN THE MAJOR LEAGUES

Hitters

Player	Org.	Team	Avg.	G	AB	R	H	2B	3B	HR	RBI	TB	BB	SO	SB	CS	OBP	SLG
Barden, Brian	FLA	New Orleans (AAA)	.353	49	184	30	65	14	1	3	23	90	18	38	3	3	.407	.489
	FLA	Florida (MLB)	.179	35	28	2	5	0	0	0	3	5	3	12	0	2	.281	.179
Barney, Darwin	CHC	Iowa (AAA)	.299	114	479	72	143	24	4	2	49	181	23	52	11	3	.333	.378
	CHC	Chicago Cubs (MLB)	.241	30	79	12	19	4	0	0	2	23	6	12	0	0	.294	.291
Burke, Jamie	WAS	Syracuse (AAA)	.234	47	128	12	30	8	0	1	9	41	13	25	1	0	.317	.320
	WAS	Washington (MLB)	.000	1	0	0	0	0	0	0	0	0	0	0	0	0	.000	.000
Canham, Mitch	SD	San Antonio (AA)	.209	76	263	27	55	10	2	4	26	81	30	41	1	1	.295	.308
	SD	Portland (AAA)	.320	9	25	2	8	0	1	0	1	10	2	5	0	2	.370	.400
Ellsbury, Jacoby	BOS	Boston (MLB)	.192	16	78	10	15	4	0	0	5	19	4	9	7	1	.241	.244
Gillespie, Cole	AZ	Reno (AAA)	.288	69	265	54	76	14	6	8	49	126	44	49	8	5	.394	.477
	AZ	Arizona (MLB)	.231	45	104	11	24	8	0	2	12	38	7	29	1	1	.283	.365
Graham, Tyler	SF	Richmond (AA)	.125	2	0	8	1	0	0	0	0	1	0	4	1	0	.125	.125
	SF	Fresno (AAA)	.343	109	341	60	117	23	2	2	34	150	24	54	35	11	.393	.440
Hopkins, Chris	TOR	Lansing (A)	.268	50	128	20	37	6	0	0	13	43	20	22	15	4	.363	.312
	TOR	Dunedin (A)	.147	12	34	5	5	1	0	1	5	9	3	7	3	2	.237	.265
Jenkins, Andy	TEX	Frisco (AA)	.239	97	360	41	86	21	0	10	50	137	33	76	3	4	.306	.381
	TEX	Oklahoma City (AAA)	.266	23	79	12	21	1	2	0	7	26	7	18	2	0	.333	.329
Lennerton, Jordan	DET	West Michigan (A)	.290	59	214	21	62	15	0	3	23	86	31	65	0	0	.386	.402
	DET	Lakeland (A)	.301	57	206	25	62	15	0	9	33	104	30	54	1	0	.393	.505
Mathews, Aaron	TOR	Las Vegas (AAA)	.330	88	327	48	108	26	2	11	48	171	25	53	3	0	.380	.523
Ortiz, Ryan	OAK	Stockton (A)	.277	58	188	35	52	12	1	8	35	90	36	47	1	0	.394	.479
Robertson, Daniel	SD	Lake Elsinore (A)	.300	135	533	95	160	27	9	6	61	223	59	52	30	9	.375	.418
Santos, Adalberto	PIT	State College (A)	.319	63	238	45	76	15	7	3	35	114	33	31	17	7	.406	.479
Wong, Joey	COL	Asheville (A)	.223	84	273	33	61	15	0	3	32	85	27	57	4	3	.296	.311

Pitchers

Pitcher	Org.	Team	W	L	ERA	G	GS	CG	SHO	SV	IP	H	R	ER	HR	BB	SO	AVG
Baldwin, Andy	SEA	Tacoma (AAA)	9	7	4.90	32	15	0	0	1	117.2	136	79	64	13	37	87	.288
Buck, Dallas	CIN	Carolina (AA)	3	4	6.41	9	9	0	0	0	39.1	56	30	28	3	14	21	.339
Ekstrom, Mike	TB	Durham (AAA)	6	1	2.79	39	1	0	0	1	55.0	58	21	18	5	19	48	.252
	TB	Tampa Bay (MLB)	0	1	3.31	15	0	0	0	0	16.1	12	6	6	0	9	10	.214
Kunz, Eddie	NYM	Binghamton (AA)	7	8	5.34	42	12	0	0	3	111.1	116	73	66	8	68	63	.278
McLemore, Mark	HOU	Round Rock (AAA)	5	10	4.87	18	18	0	0	0	92.1	97	52	50	7	34	49	.279
Paterson, Joe	SF	San Jose (A)	1	0	0.82	7	0	0	0	1	11.0	9	2	1	0	2	15	.220
	SF	Fresno (AAA)	4	3	3.48	46	0	0	0	2	54.1	55	28	21	2	24	49	.262
Reyes, Jorge	SD	Lake Elsinore (A)	8	4	5.00	18	15	0	0	0	77.1	93	45	43	4	21	65	.292
Robles, Tanner	CIN	Billings (R)	3	3	2.98	14	14	1	1	0	60.1	39	27	20	3	32	66	.179
Sitton, Kraig	COL	Tri-City (A)	1	0	2.86	20	0	0	0	1	28.1	21	9	9	1	10	35	.210
Stutes, Mike	PHI	Reading (AA)	3	0	3.79	25	0	0	0	2	35.2	28	15	15	2	21	37	.217
	PHI	Lehigh Valley (AAA)	4	1	3.10	28	0	0	0	1	40.2	29	15	14	5	23	42	.200
Turpen, Daniel	SF	Richmond (AA)	5	5	4.09	37	0	0	0	1	50.2	55	24	23	4	19	42	.278
	BOS	Portland (AA)	2	1	4.91	12	0	0	0	3	18.1	18	11	10	0	9	18	.261
Waldron, Tyler	PIT	State College (A)	4	7	3.90	14	14	0	0	0	64.2	66	33	28	2	11	39	.264

Former Beavers In The Major Leagues



SCOTT ANDERSON (1981-1984)

Year	Club	W	L	G	GS	CG	SHO	SV	IP	H	R	ER	BB	SO	ERA
1987	Texas (AL)	0	1	8	0	0	0	0	11.1	17	12	12	8	6	9.53
1990	Montreal (NL)	0	1	4	3	0	0	0	18.0	12	6	6	5	16	3.00
1995	Kansas City (AL)	1	0	6	4	0	0	0	25.1	29	15	15	8	6	5.33
MLB Totals (3 seasons)		1	2	18	7	0	0	0	54.2	58	33	33	21	28	5.43
OSU Career (4 seasons)		25	17	67	40	19	1	5	325.2	291	171	126	147	258	3.48



BRIAN BARDEN (2000-2002)

Year	Club	AVG	GP	AB	R	H	2B	3B	HR	RBI	SLG	BB	SO	OBA	SB
2007	Arizona (NL)	.083	8	12	0	1	0	0	0	0	.083	0	3	.083	0
2007	St. Louis (NL)	.217	15	23	6	5	1	0	0	0	.261	2	4	.280	0
2008	St. Louis (NL)	.222	9	9	0	2	0	0	0	1	.222	0	4	.222	0
2009	St. Louis (NL)	.233	52	103	13	24	3	0	4	10	.379	6	21	.286	0
2010	Florida (NL)	.179	35	28	2	5	0	0	0	3	.179	3	12	.281	0
MLB Totals (4 seasons)		.211	119	175	21	37	4	0	4	14	.302	11	44	.258	0
OSU Career (3 seasons)		.362	156	150	148	231	39	5	25	154	.556	51	86	.417	9



LUTE BARNES (1967-1969)

Year	Club	AVG	GP	AB	R	H	2B	3B	HR	RBI	SLG	BB	SO	OBA	SB
1972	New York (NL)	.236	24	72	5	17	2	2	0	6	.319	6	4	.291	0
1973	New York (NL)	.500	3	2	2	1	0	0	0	1	.500	0	1	.500	0
MLB Totals (2 seasons)		.243	27	74	7	18	2	2	0	7	.324	6	5	.296	0
OSU Career (3 seasons)		.287	-	429	-	123	15	7	2	39	.368	-	-	-	25

2011 OREGON STATE BASEBALL

BEAVERS IN THE MAJOR LEAGUES




DARWIN BARNEY (2005-2007)

Year	Club	AVG	GP	AB	R	H	2B	3B	HR	RBI	SLG	BB	SO	OBA	SB
2010	Chicago (NL)	.241	30	79	12	19	4	0	0	2	.291	6	12	.294	0
MLB Totals (1 season)		.241	30	79	12	19	4	0	0	2	.291	6	12	.294	0
OSU Career (3 seasons)		.311	191	765	152	238	40	6	7	136	.407	99	73	.396	36




BOB BEALL (1968-1970)

Year	Club	AVG	GP	AB	R	H	2B	3B	HR	RBI	SLG	BB	SO	OBA	SB
1975	Atlanta (NL)	.226	20	31	2	7	2	0	0	1	.290	6	9	.351	0
1978	Atlanta (NL)	.243	108	185	29	45	8	0	1	16	.303	36	27	.368	4
1979	Atlanta (NL)	.133	17	15	1	2	2	0	0	1	.267	3	4	.263	0
1980	Pittsburgh (NL)	.000	3	3	0	0	0	0	0	0	.000	0	1	.000	0
MLB Totals (4 seasons)		.231	148	234	32	54	12	0	1	18	.295	45	41	.355	4
OSU Career (3 seasons)		.269	-	357	-	96	16	8	7	58	.417	-	-	-	22



JAMIE BURKE (1992-1993)

Year	Club	AVG	GP	AB	R	H	2B	3B	HR	RBI	SLG	BB	SO	OBA	SB
2001	Anaheim (AL)	.200	9	5	1	1	0	0	0	0	.200	0	2	.200	0
2003	Chicago (AL)	.375	6	8	0	3	0	0	0	2	.375	0	0	.375	0
2004	Chicago (AL)	.333	57	120	22	40	9	0	0	15	.408	10	13	.386	0
2005	Chicago (AL)	.000	1	0	0	0	0	0	0	0	.000	0	0	.000	0
2007	Seattle (AL)	.301	50	113	19	34	8	0	1	12	.398	7	17	.363	0
2008	Seattle (AL)	.261	48	92	10	24	3	0	1	8	.326	5	7	.303	0
2009	Seattle (AL)	.122	13	41	1	5	0	0	1	1	.195	2	13	.163	0
2009	Washington (NL)	.100	6	10	0	1	0	0	0	1	.100	1	5	.167	0
2010	Washington (NL)	.000	1	0	0	0	0	0	0	0	.000	0	0	.000	0
MLB Totals (8 seasons)		.277	191	390	53	108	20	0	3	39	.351	25	57	.328	0
OSU Career (2 seasons)		.341	89	317	66	108	18	4	2	67	.441	52	38	.434	-



ED COLEMAN (1924)

Year	Club	AVG	GP	AB	R	H	2B	3B	HR	RBI	SLG	BB	SO	OBA	SB
1932	Philadelphia (AL)	.342	26	73	13	25	7	1	1	13	.507	1	6	.351	1
1933	Philadelphia (AL)	.281	102	388	48	109	26	3	6	68	.410	19	51	.318	0
1934	Philadelphia (AL)	.280	101	329	53	92	14	6	14	60	.486	29	34	.342	0
1935	Philadelphia (AL)	.077	10	13	0	1	0	0	0	0	.077	0	3	.077	0
1935	St. Louis (AL)	.287	108	397	66	114	15	9	17	71	.499	53	41	.373	0
1936	St. Louis (AL)	.292	92	137	13	40	5	4	2	34	.431	15	17	.366	0
MLB Totals (5 seasons)		.285	439	1337	193	381	67	23	40	246	.459	117	152	.345	1



JEFF DOYLE (1975-1977)

Year	Club	AVG	GP	AB	R	H	2B	3B	HR	RBI	SLG	BB	SO	OBA	SB
1983	St. Louis (NL)	.297	13	37	4	11	1	2	0	2	.432	1	3	.316	0
MLB Totals (1 season)		.297	13	37	4	11	1	2	0	2	.432	1	3	.316	0
OSU Career (3 seasons)		.317	-	407	109	129	22	9	7	64	.469	-	-	-	54




MIKE EKSTROM (2002-03)

Year	Club	W	L	G	GS	CG	SHO	SV	IP	H	R	ER	BB	SO	ERA
2008	San Diego (NL)	0	2	8	0	0	0	0	9.2	14	8	8	7	6	7.45
2009	San Diego (NL)	0	0	12	0	0	0	0	18.1	21	14	13	8	19	6.38
2010	Tampa Bay (AL)	0	1	15	0	0	0	0	16.1	12	6	6	9	10	3.31
MLB Totals (3 seasons)		0	3	35	0	0	0	0	44.1	47	28	27	24	35	5.48
OSU Career (2 seasons)		3	2	41	1	0	0	3	64.2	86	49	41	36	29	5.71



GLENN ELLIOTT (1940-1942)

Year	Club	W	L	G	GS	CG	SHO	SV	IP	H	R	ER	BB	SO	ERA
1947	Boston (NL)	0	1	11	0	0	0	1	19.0	18	10	10	11	8	4.74
1948	Boston (NL)	1	0	1	1	0	0	0	3.0	5	1	1	1	2	3.00
1949	Boston (NL)	3	4	22	6	1	0	0	68.1	70	35	30	27	15	3.95
MLB Totals (3 seasons)		4	5	34	7	1	0	1	90.1	93	46	41	39	25	4.08




JACOBY ELLSBURY (2003-2005)

Year	Club	AVG	GP	AB	R	H	2B	3B	HR	RBI	SLG	BB	SO	OBA	SB
2007	Boston (AL)	.353	33	116	20	41	7	1	3	18	.509	8	15	.394	9
2008	Boston (AL)	.280	145	554	98	155	22	7	9	47	.394	41	80	.336	50
2009	Boston (AL)	.301	153	624	94	182	27	10	8	60	.415	49	74	.355	70
2010	Boston (AL)	.192	16	78	10	15	4	0	0	5	.244	4	9	.241	7
MLB Totals (4 seasons)		.286	347	1372	222	393	60	18	20	130	.400	102	178	.336	136
OSU Career (3 seasons)		.365	160	646	168	236	37	8	16	101	.522	92	71	.464	60


2011 OREGON STATE BASEBALL

BEAVERS IN THE MAJOR LEAGUES



KEN FORSCH (1967-1968)

Year	Club	W	L	G	GS	CG	SHO	SV	IP	H	R	ER	BB	SO	ERA
1970	Houston (NL)	1	2	4	4	1	0	0	24.0	28	15	15	5	13	5.63
1971	Houston (NL)	8	8	33	23	7	2	0	188.1	162	60	53	53	131	2.53
1972	Houston (NL)	6	8	30	24	1	0	0	156.1	163	75	68	62	113	3.91
1973	Houston (NL)	9	12	46	26	5	0	4	201.1	197	101	94	74	149	4.20
1974	Houston (NL)	8	7	70	0	0	0	10	103.1	98	38	32	37	48	2.79
1975	Houston (NL)	4	8	34	9	2	0	2	109.0	114	42	39	30	54	3.22
1976	Houston (NL)	4	3	52	0	0	0	19	92.0	76	23	22	26	49	2.15
1977	Houston (NL)	5	8	42	5	0	0	8	86.0	80	32	26	28	45	2.72
1978	Houston (NL)	10	6	52	6	4	2	7	133.1	136	44	40	37	71	2.70
1979	Houston (NL)	11	6	26	24	10	2	0	177.2	155	67	60	35	58	3.04
1980	Houston (NL)	12	13	32	32	6	3	0	222.1	230	90	79	41	84	3.20
1981	California (AL)	11	7	20	20	10	4	0	153.0	143	54	49	27	55	2.88
1982	California (AL)	13	11	37	35	12	4	0	228.0	225	108	98	57	73	3.87
1983	California (AL)	11	12	31	31	11	1	0	219.1	226	107	99	61	81	4.06
1984	California (AL)	1	1	2	2	1	0	0	16.1	14	4	4	3	10	2.20
1986	California (AL)	0	1	10	0	0	0	1	17.0	24	21	18	10	13	9.53
MLB Totals (16 seasons)		114	113	521	241	70	18	51	2127.1	2071	881	796	586	1047	3.37
OSU Career (2 seasons)		13	6	-	-	-	-	-	157.1	117	-	37	56	184	2.12



COLE GILLESPIE (2004-2006)

Year	Club	AVG	GP	AB	R	H	2B	3B	HR	RBI	SLG	BB	SO	OBA	SB
2010	Arizona (NL)	.231	45	104	11	24	8	0	2	12	.365	7	29	.283	1
MLB Totals (1 season)		.231	45	104	11	24	8	0	2	12	.365	7	29	.283	1
OSU Career (3 seasons)		.348	132	394	117	137	33	8	14	79	.579	77	64	.467	19



DON JOHNSON (1932)

Year	Club	AVG	GP	AB	R	H	2B	3B	HR	RBI	SLG	BB	SO	OBA	SB
1943	Chicago (NL)	.190	10	42	5	8	2	0	0	1	.238	2	4	.227	0
1944	Chicago (NL)	.278	154	608	50	169	37	1	2	71	.352	28	48	.311	8
1945	Chicago (NL)	.302	138	557	94	168	23	2	58	.361	32	34	34	.343	9
1946	Chicago (NL)	.242	83	314	37	76	10	1	1	19	.290	26	39	.306	6
1947	Chicago (NL)	.259	120	402	33	104	17	2	3	26	.333	24	45	.302	2
1948	Chicago (NL)	.250	6	12	0	3	0	0	0	0	.250	0	1	.250	1
MLB Totals (6 seasons)		.273	511	1935	219	528	89	6	8	175	.337	112	171	.315	26



EDDIE KUNZ (2005-2007)

Year	Club	W	L	G	GS	CG	SHO	SV	IP	H	R	ER	BB	SO	ERA
2008	New York (NL)	0	0	4	0	0	0	0	2.2	5	4	4	1	1	13.50
MLB Totals (1 season)		0	0	4	0	0	0	0	2.2	5	4	4	1	1	13.50
OSU Career (3 seasons)		10	2	73	0	0	0	12	100.1	77	45	34	46	81	3.05



JOHN LEOVICH (1940)

Year	Club	AVG	GP	AB	R	H	2B	3B	HR	RBI	SLG	BB	SO	OBA	SB
1941	Philadelphia (AL)	.500	1	2	0	1	1	0	0	0	1.000	0	0	.500	0
MLB Totals (1 season)		.500	1	2	0	1	1	0	0	0	1.000	0	0	.500	0



STEVE LYONS (1979-1981)

Year	Club	AVG	GP	AB	R	H	2B	3B	HR	RBI	SLG	BB	SO	OBA	SB
1985	Boston (AL)	.264	133	371	52	98	14	3	5	30	.358	32	64	.322	12
1986	Boston (AL)	.250	59	124	20	31	7	2	1	14	.363	12	23	.312	2
1986	Chicago (AL)	.203	42	123	10	25	2	1	0	6	.236	7	24	.248	2
1987	Chicago (AL)	.280	76	193	26	54	11	1	1	19	.363	12	37	.320	3
1988	Chicago (AL)	.269	146	472	59	127	28	3	5	45	.373	32	59	.313	1
1989	Chicago (AL)	.264	140	443	51	117	21	3	2	50	.339	35	68	.317	9
1990	Chicago (AL)	.192	94	146	22	28	6	1	1	11	.267	10	41	.245	1
1991	Boston (AL)	.241	87	212	15	51	10	1	4	17	.354	11	35	.277	10
1992	Atlanta (NL)	.071	11	14	0	1	0	1	0	1	.214	0	4	.071	0
1992	Montreal (NL)	.231	16	13	2	3	0	0	0	1	.231	1	3	.286	1
1992	Boston (AL)	.250	21	28	3	7	0	1	0	2	.321	2	1	.300	0
1993	Boston (AL)	.130	28	23	4	3	1	0	0	0	.174	2	5	.200	1
MLB Totals (9 seasons)		.252	853	2162	264	545	100	17	19	196	.340	156	364	.301	42
OSU Career (3 seasons)		.237	132	476	96	113	16	6	12	88	.372	99	48	.467	43


2011 OREGON STATE BASEBALL

BEAVERS IN THE MAJOR LEAGUES




HOWARD MAPLE (1927-1929)

Year	Club	AVG	GP	AB	R	H	2B	3B	HR	RBI	SLG	BB	SO	OBA	SB
1932	Washington (AL)	.244	44	41	6	10	0	1	0	7	.293	7	7	.367	0
MLB Totals (1 season)		.244	44	41	6	10	0	1	0	7	.293	7	7	.367	0




MARK McLEMORE (2000-2002)

Year	Club	W	L	G	GS	CG	SHO	SV	IP	H	R	ER	BB	SO	ERA
2007	Houston (NL)	3	0	29	0	0	0	0	35.0	38	17	15	18	35	3.86
MLB Totals (1 season)		3	0	29	0	0	0	0	35.0	38	17	15	18	35	3.86
OSU Career (3 seasons)		3	9	40	22	0	0	0	103.2	125	90	78	59	78	6.77



MIKE THURMAN (1992-1994)

Year	Club	W	L	G	GS	CG	SHO	SV	IP	H	R	ER	BB	SO	ERA
1997	Montreal (NL)	1	0	5	2	0	0	0	11.2	8	9	7	4	8	5.40
1998	Montreal (NL)	4	5	14	13	0	0	0	67.0	60	38	35	26	32	4.70
1999	Montreal (NL)	7	11	29	27	0	0	0	146.2	140	84	66	52	85	4.05
2000	Montreal (NL)	4	9	17	17	0	0	0	88.1	112	69	63	46	52	6.42
2001	Montreal (NL)	9	11	28	26	0	0	0	147.0	172	90	87	50	96	5.33
2002	New York (AL)	1	0	12	2	0	0	0	33.0	45	21	19	12	23	5.18
MLB Totals (6 seasons)		26	36	105	87	0	0	0	493.2	537	311	277	190	296	5.05
OSU Career (3 seasons)		17	5	43	26	13	3	1	213.0	215	99	86	72	176	3.63



WES SCHULMERICH (1925-1927)

Year	Club	AVG	GP	AB	R	H	2B	3B	HR	RBI	SLG	BB	SO	OBA	SB
1931	Boston (NL)	.309	95	327	36	101	17	7	2	43	.422	28	30	.363	0
1932	Boston (NL)	.260	119	404	47	105	22	5	11	57	.421	27	61	.260	5
1933	Boston (NL)	.247	29	85	10	21	6	1	1	13	.376	5	10	.289	0
1933	Philadelphia (NL)	.334	97	365	53	122	19	4	8	59	.474	32	45	.394	1
1934	Philadelphia (NL)	.250	15	52	2	13	1	0	0	1	.269	4	8	.316	0
1934	Cincinnati (NL)	.263	74	209	21	55	7	3	5	19	.402	22	43	.333	1
MLB Totals (4 seasons)		.289	429	1442	169	417	73	20	27	192	.424	118	197	.347	7



CHRIS WAKELAND (1995-1996)

Year	Club	AVG	GP	AB	R	H	2B	3B	HR	RBI	SLG	BB	SO	OBA	SB
2001	Detroit (AL)	.250	10	36	5	9	2	0	2	6	.472	0	13	.250	0
MLB Totals (1 season)		.250	10	36	5	9	2	0	2	6	.472	0	13	.250	0
OSU Career (2 seasons)		.341	95	346	82	118	25	6	15	82	.535	35	87	.402	9



JIM WILSON (1980-1982)

Year	Club	AVG	GP	AB	R	H	2B	3B	HR	RBI	SLG	BB	SO	OBA	SB
1985	Cleveland (AL)	.357	4	14	2	5	0	0	0	4	.357	1	3	.400	0
1989	Seattle (AL)	.000	5	8	0	0	0	0	0	0	.000	0	3	.000	0
MLB Totals (2 seasons)		.227	9	22	2	5	0	0	0	4	.227	1	6	.261	0
OSU Career (3 seasons)		.316	107	342	89	108	28	1	27	105	.640	61	65	.419	1

2011 OREGON STATE BASEBALL

MLB FIRST-YEAR PLAYER DRAFT

Where OSU players were drafted by Major League Baseball teams at the conclusion of their college careers (June regular draft, unless otherwise noted).

Year	Player	Pos.	Round	Team
1968	Ken Forsch	LHP	18	Houston
1969	Lute Barnes	2B	21	New York Mets
1970	Bob Beall %	1B-OF	28	Philadelphia
	Jerry Johnson	LHP	2	New York Yankees
1971	Curt Daniels %	SS	8	Baltimore
1974	Greg Jurgenson	LHP	10	Houston
1975	Andrew Mason %	3B	3	Texas
	Steve Wilkins %	OF	3	Pittsburgh
1977	Tom Costello %	RHP	4	Minnesota
	Scott Anderson	RHP	4	Montreal
	Jeff Doyle	SS	6	St. Louis
	Pete Rowe	C	11	Toronto
	Tom Chamberlain	RHP	11	St. Louis
1980	Bob McNair	1B	4	Toronto
1981	Steve Lyons	SS-OF	1	Boston
	Al Hunsinger	1B	16	St. Louis
1982	Jim Wilson	1B	2	Cleveland
	Mike Gorman	RHP	21	Oakland
1983	Rob Holbrook %	RHP	2	Toronto
	Jeff Reece	LHP	3	Milwaukee
	Steve Smith	OF	11	Cleveland
	Todd Thomas	OF	31	San Francisco
1984	Scott Anderson	RHP	7	Texas
	Dain Syverson	SS-C	20	Cleveland
	Lindsey Johnson	C	21	Pittsburgh
1986	Dave Brundage	OF-LHP	4	Philadelphia
	Bryce Hulstrom	LHP	9	Chicago White Sox
	Keith Krafve	3B	31	San Francisco
1987	Ken Bowen	SS	6	Kansas City
	Rich Duke	C	24	Atlanta
	Bryan Ganter	OF	27	Cincinnati
1988	Lance Rice	C	15	Los Angeles
	John Sipple	LHP	16	Texas
	Rod Scheckla	RHP	26	Houston
1989	Jeff Brauning	IF	26	San Francisco
1990	Ben Johnson	SS	29	Pittsburgh
1991	Paul Sanders	C	32	Kansas City
	Jeff Smith	RHP	44	Kansas City
1993	Scott Christman	LHP	1	Chicago White Sox
	Jamie Burke	3B	9	California
1994	Mike Thurman &	RHP	1	Montreal
	Mason Smith	RHP	18	Toronto
	Jim Champion	1B	32	Minnesota
1995	Kevin Hooker	RHP-2B	31	Philadelphia
1996	David Schmidt	C	8	St. Louis
	Chris Wakeland	OF	15	Detroit
	Eric Lovinger	RHP	41	Los Angeles
1997	Joe Messman	RHP	7	Houston
	Tyler Swinburnson	RHP	16	Cleveland
1998	Chris Pine	RHP	5	Milwaukee
	Brody Percell	LHP	7	Cleveland
	Andrew Checketts	RHP	21	Boston
	Matt Bailie	1B-RHP	22	Philadelphia
1999	B.R. Cook	RHP	3	St. Louis
	Troy Schader	SS	21	San Diego
2000	Joe Gerber	1B	24	Detroit
2001	Scott Nicholson	LHP	8	Colorado
	Bryan Ingram	C	12	Colorado
	Josh Carter	OF	14	San Diego
2002	Mark McLemore	LHP	4	Houston
	Brian Barden	3B	6	Arizona
	Will Hudson	SS	20	New York Mets

Year	Player	Pos.	Round	Team
2003	Seth Pietsch	OF	8	New York Mets
	Levi Webber	1B	25	St. Louis
	Bill Rowe ^	RHP	24	Texas
2004	Andy Baldwin	RHP	5	Philadelphia
	Jake Postlewait	LHP	7	Colorado
	Kyle Aselton	LHP	11	Minnesota
	Jared Sanders	RHP	14	Cincinnati
	Aaron Mathews	OF	19	Toronto
	Nathan Pendley	LHP	19	San Francisco
2005	Jacoby Ellsbury	OF	1	Boston
	Andy Jenkins	1B	11	Florida
	Nate Fogle	RHP	11	Texas
	Tyler Graham ^	OF	14	Chicago Cubs
2006	Dallas Buck	RHP	3	Arizona
	Cole Gillespie	OF	3	Milwaukee
	Kevin Gunderson	LHP	5	Atlanta
	Jonah Nickerson	RHP	7	Detroit
	Tyler Graham	OF	19	San Francisco
	Chris Kunda	2B	19	New York Yankees
	Shea McFeely	3B	28	Arizona
	Mitch Canham ^	C	41	St. Louis
	Jon Koller	RHP	48	New York Mets
2007	Eddie Kunz	RHP	1	New York Mets
	Mitch Canham &	C	1	San Diego
	Darwin Barney	SS	4	Chicago Cubs
	Daniel Turpen	RHP	8	San Francisco
	Mike Stutes ^	RHP	9	St. Louis
	Joe Paterson	LHP	10	San Francisco
	Anton Maxwell	LHP	31	Texas
	Chris Hopkins ^	OF	44	Kansas City
2008	Mike Stutes	RHP	11	Philadelphia
	Lonnie Lechelt	IF	21	Florida
	Chris Hopkins	OF	24	Toronto
	Mark Grbavac ^	RHP	32	New York Mets
	Jordan Lennerton	1B	33	Detroit
	Daniel Robertson	OF	33	San Diego
	Jason Ogata	UT	38	Texas
2009	Ryan Ortiz	C	6	Oakland
	Jorge Reyes	RHP	17	San Diego
	Kraig Sitton ^	LHP	17	Boston
	Joey Wong	SS	24	Colorado
	Greg Peavey ^	RHP	32	Houston
	Adalberto Santos ^	UT	35	San Diego
2010	Tyler Waldron	RHP	5	Pittsburgh
	Greg Peavey	RHP	6	New York Mets
	Kraig Sitton	LHP	7	Colorado
	Josh Osich ^	LHP	7	Los Angeles Angels
	Tanner Robles	LHP	9	Cincinnati
	Kevin Rhoderick	RHP	9	Chicago Cubs
	Stefen Romero	3B	12	Seattle
	Adalberto Santos	OF	22	Pittsburgh

Key

& - First round supplemental

% - January draft

^ - Returned to school

2011 OREGON STATE BASEBALL

TEAM AWARDS

Victor Brown Trophy

Awarded to Oregon State's Most Valuable Player. The trophy is given by the Sigma Alpha Epsilon fraternity in honor of the late Beaver outfielder, who was killed in World War II.

- 1947 Don Bower, 2B
- 1948 Harry Richards, 2B
- 1949 Frank Roelandt, C
- 1950 Gene Tanselli, SS
- 1951 Don Taylor, 1B
- 1952 Don White, P
- 1953 Bud Shirtcliff, OF
- 1954 Jay Dean, 1B
- 1955 Jay Dean, 1B
- 1956 Dan Lovejoy, C
- 1957 Syl Johnson, P
- 1958 Tom Bowen, 3B
- 1959 Kim Bradshaw, OF
- 1960 Jerry Droscher, OF
- 1961 Grimm Mason, OF
- 1962 Larry Petersen, OF
- 1963 Al Lehrer, OF
- 1964 Steve Clark, P
- 1965 Morrell Cray, C
- 1966 Ron Lucas, C
- 1967 Bill Bonser, C
- 1968 Tom Tracey, OF
- 1969 Tim Gleason, C
- 1970 Bob Beall, INF
- 1971 Doug Miller, OF
- 1972 Doug Miller, OF
- 1973 Dan Cunningham, OF
- 1974 Tom Drahn, IF
- 1975 Tom Simas, 2B
- 1976 Pete Rowe, C
- 1977 Jeff Doyle, 2B
- 1978 Bob McNair, 1B
- 1979 Bob Flynn, P
- 1980 Bob McNair, 1B
- 1981 Al Hunsinger, 1B
- 1982 Jim Wilson, 1B
- 1983 Jeff Reece, P
- 1984 Scott Anderson, P
- 1985 Dave Brundage, 1B-P
- 1986 Dave Brundage, OF-P
- 1987 Ken Bowen, INF
- 1988 Lance Rice, C
- 1989 Jeff Brauning, 2B
- 1990 Paul Sanders, OF
- 1991 R.A. Neitzel, INF
- 1992 Paul Sanders, C
- 1993 Jamie Burke, 3B
- 1994 Scott Christman, P
- 1995 Mason Smith, P
- 1996 Kevin Hooker, P-INF
- 1997 David Schmidt, C
- 1998 Ryan McDonald, 2B
- 1999 Andrew Checketts, P
- 2000 Joe Gerber, 1B
- 2001 Brian Barden, 3B
- 2002 Scott Nicholson, P
- 2003 Tom Creighton, UT
- 2004 Seth Pietsch, OF
- 2005 Jake Postlewait, P
- 2006 Jacoby Ellsberry, OF
- 2007 Andy Jenkins, 1B
- 2008 Kevin Gunderson, P
- 2009 Darwin Barney, SS
- 2010 Mitch Canham, C

Bill Cloyes Award

Awarded to Oregon State's Most Valuable Pitcher. The trophy is named for the former Beaver pitcher.

- 1955 Lowell Pearce
- 1956 Dan Lovejoy
- 1957 Syl Johnson
- 1958 Ray Lunde
- 1959 Gary Moore



Dave Brundage

- 1960 Bill Oerding
- 1961 Leon Criner
- 1962 Cecil Ira
- 1963 Cecil Ira
- 1964 Steve Clark
- 1965 Wayne Swango
- 1966 Jack Humphrey
- 1967 Jack Humphrey
- 1968 Ken Forsch
- 1969 Jim Powell
- 1970 Jerry Johnson
- 1971 Greg Lebeck
- 1972 Greg Jurgenson
- 1973 Gail Meier
- 1974 Greg Jurgenson
- 1975 Gail Meier
- 1976 Ken Noble
- 1977 Scott Anderson
- 1978 Eric Sallee
- 1979 Pat Barry
- 1979 Bob Flynn
- 1980 Kyle Dunning
- 1981 John Collins
- 1982 Mike Gorman
- 1983 Jeff Reece
- 1984 Scott Anderson
- 1985 John Sipple
- 1986 John Sipple
- 1987 Dave Brundage
- 1988 Bryce Hulstrom
- 1987 Jeff Otis
- 1988 John Sipple
- 1989 Jeff Otis
- 1990 Jeff Post
- 1991 Jeff Post
- 1992 Jeff Post
- 1993 Scott Christman
- 1994 Mason Smith
- 1995 Kevin Hooker
- 1996 Eric Lovinger
- 1997 Mark Newell
- 1998 Andrew Checketts
- 1999 B.R. Cook
- 2000 Scott Nicholson
- 2001 Scott Nicholson
- 2002 Ty Kline
- 2003 Jared Sanders
- 2004 Jake Postlewait
- 2005 Dallas Buck
- 2006 Kevin Gunderson
- 2007 Jonah Nickerson
- 2008 Dallas Buck
- 2009 Jonah Nickerson
- 2010 Joe Paterson
- 2007 Kevin Rhoderick
- 2008 Sam Gaviglio
- 2009 Greg Peavey

Bill Bonser Award

Awarded to Oregon State's Most Improved Player. The trophy is named for the former Beaver catcher.

- 1973 Tom Apa, C
- 1974 Gary Beck, 3B
- 1975 Tom Simas, 3B
- 1976 Jeff Doyle, 2B
- 1977 Jerry Miller, OF
- 1978 Jerry Yung, 3B
- 1979 Dave Backen, OF
- 1980 Mark Niles, P
- 1980 Bob McNair, 1B
- 1981 John Collins, P
- 1982 Bill Gassaway, P
- 1983 Chris Newman, 1B
- 1984 Scott Anderson, P
- 1985 Ken Bowen, SS
- 1986 Bryan Ganter, OF
- 1987 Tim Lambert, DH
- 1988 Keith Kraffe, 3B
- 1989 Randy Duke, 1B-DH
- 1990 Troy Haugen, 3B
- 1991 Lance Donaly, P
- 1992 R.A. Neitzel, IF
- 1993 Kevin Hooker, IF
- 1994 Mason Smith, P
- 1995 Randy Hunter, C
- 1996 Kevin Hooker, 2B-P
- 1997 Mike Thurman, P
- 1998 A.J. Marquardt, OF
- 1999 Jeremy Beard, P
- 2000 David Schmidt, C
- 2001 Chris Wakeland, OF
- 2002 Mark Newell, P
- 2003 Ben Bertrand, C
- 2004 Bryan Ingram, C
- 2005 Eric Stark, OF
- 2006 Chris Biles, OF
- 2007 Tom Creighton, UT
- 2008 Seth Pietsch, OF
- 2009 Paul Richie, C
- 2010 Cole Gillespie, OF
- 2001 Chris Kunda, 2B
- 2002 Scott Santschi, OF
- 2003 Ryan Ortiz, C
- 2004 Jared Norris, 1B
- 2005 Andrew Susac, C

Gold Glove Award

Awarded to Oregon State's Most Outstanding Fielder.

- 1973 Ty Gorton, 2B
- 1974 Ramon Gonzalez, OF
- 1975 Ramon Gonzalez, OF
- 1976 Jeff Doyle, 2B
- 1977 Jeff Doyle, 2B
- 1978 Jerry Yung, 3B
- 1979 Steve Lyons, OF
- 1980 Steve Lyons, 3B

- 1981 Al Hunsinger, 1B
- 1982 Mickey Riley, 2B
- 1983 Mickey Riley, 2B
- 1984 Ken Bowen, 2B
- 1985 Ken Bowen, SS
- 1986 Ken Bowen, SS
- 1987 Lance Rice, C
- 1988 Ben Johnson, SS
- 1989 Jeff Brauning, 2B
- 1990 Troy Haugen, 3B
- 1991 Paul Sanders, OF
- 1992 Aaron Anderson, OF
- 1993 Paul Sanders, C
- 1994 Dave Schoppe, UTIL
- 1995 Allen Snelling, SS
- 1996 Aaron Anderson, OF
- 1997 A.J. Marquardt, OF
- 1998 Allen Snelling, SS
- 1999 Brent Watts, UTIL
- 2000 David Schmidt, C
- 2001 Matt Bailie, 1B
- 2002 Abino Vazquez, OF
- 2003 Matt Bailie, 1B
- 2004 Corrie Wilkie, 2B
- 2005 Bryan Ingram, C
- 2006 Bryan Ingram, C
- 2007 Aaron Mathews, OF
- 2008 Aaron Mathews, OF
- 2009 Aaron Mathews, OF
- 2010 Jacoby Ellsberry, OF
- 2001 Chris Kunda, 2B
- 2002 Joey Wong, 2B
- 2003 Joey Wong, SS
- 2004 Joey Wong, SS
- 2005 Keith Jennette, SS

Bert Babb Sr. Scholarship

Periodically awarded to a deserving Oregon State player. The scholarship is given in honor of the late Bert Babb Sr., a former Oregon State pitcher.

- 1972-73 Cory Kerwood
- 1973-74 Gail Meier
- 1974-75 Dave Gassaway
- 1975-76 Jerry Miller
- 1978-79 Robert Webster
- 1979-80 Steve Lyons
- 1981-82 Mark Allen
- 1982-83 Jeff Reece
- 1983-84 Rich Duke
- 1984-85 Scott Klug
- 1986-87 Keith Kraffe
- 1990-91 Paul Sanders
- 1991-92 Mason Smith
- 1992-93 Jeff Post
- 1993-94 Mason Smith
- 1994-95 Kevin Hooker
- 1995-96 Kevin Hooker
- 1996-97 Ryan McDonald
- 1997-98 Rob Colley
- 1998-99 Rob Colley
- 1999-00 Jake Quiring
- 2000-01 Jake Quiring
- 2001-02 Jake Quiring
- 2002-03 Jake Quiring
- 2003-04 Jake Quiring
- 2004-05 Jacoby Ellsberry
- 2005-06 Ryan Gipson
- 2006-07 Jason Ogata
- 2007-08 Jason Ogata
- 2008-09 Mike Chiarelli
- 2009-10 Andrew Susac

2011 OREGON STATE BASEBALL

LETTERWINNERS

A

Adams, Verdell.....	1972
Akers, Leon.....	1950
Akina, Jason.....	1992-93
Allen, Mark.....	1982-83
Amacher, Harry.....	1942
Ammon, Erik.....	2006-08
Anderson, Aaron.....	1988, 90-92
Anderson, Al.....	1948
Anderson, Bret.....	1989-92
Anderson, Danny.....	2005
Anderson, David.....	1990-92
Anderson, Kenny.....	2002-03
Anderson, Scott.....	1976-77
Anderson, Scott.....	1981-84
Anderson, Travis.....	2010
Anhorn, Bill.....	1962
Antone, Doug.....	1973
Apa, Tom.....	1972-74
Aselton, Kyle.....	2004
Atwood, Derek.....	1987-88
Atwood, James.....	2000
Ayers, Stacey.....	1991
Ayo, Keke.....	1983-84

B

Babb, Bert.....	1920-22
Backen, David.....	1978-81
Backman, Mike.....	1975
Baechtel, Richard.....	1932
Bagley, Orlo.....	1928
Bailey, Brian.....	1960-62
Bailey, Kenneth.....	1973-74
Bailey, King.....	1931
Baillie, Matt.....	1995-98
Baker, Gary.....	1959-61
Baker, Loris.....	1924-26
Baldwin, Andy.....	2003-04
Baldwin, J.D.....	1915-16, 18
Ball, Wayne.....	1987-88
Ballard, Rod.....	1929-30
Baltus, Tim.....	1978
Banholzer, John.....	1988-89
Barden, Brian.....	2000-02
Barnes, Lute.....	1967-69
Barnes, Ryan.....	2010
Barnett, Jeff.....	1991
Barney, Darwin.....	2005-07
Barry, Pat.....	1975-78
Bates, Garrett.....	1998-99
Bauer, Wayne.....	1931
Beall, Bob.....	1968-70
Beall, Jim.....	1970-72
Beard, Jeremy.....	1994-95
Beatty, Mel.....	1934-35
Beaty, Jesse.....	1907-08
Beck, Gary.....	1972-75
Bedford, Don.....	1948
Bell, Carter.....	2009-10
Bell, Thurman.....	1964-66
Belleville, Bergan.....	1927-29
Benson, Cleve.....	1967, 69
Berberet, Parker.....	2010
Berg, Bud.....	1950, 52
Bergstrom, Bob.....	1934-36
Berke, Scotty.....	2007
Berremman, Bob.....	1958-59
Bertrand, Ben.....	1997-98
Besaw, Alex.....	2008
Bettendorf, Jerome.....	1955-56
Beverley, Kyle.....	2009
Biancone, John.....	1931-33
Biles, Chris.....	2000-03
Bilyeu, H.....	1907-08
Bishop, Bob.....	1979-82
Black, Todd.....	1994
Blackburn, Stan.....	1976
Bland, Darren.....	1995
Boire, Mike.....	1996-99
Boley, Ron.....	1966
Bonney, Bob.....	1938-40
Bonser, Bill.....	1965-67
Boone, Art.....	1923

Booth, Claude.....	1921-22, 26
Booth, Willard.....	1936
Boulinghouse, Harvey.....	1928-30
Bouton, Red.....	1927
Bowen, Jack.....	1956-57
Bowen, Ken.....	1984-87
Bowen, Tom.....	1956-58
Bower, Don.....	1943, 46-47
Bowman, James.....	1997
Boyd, Jeffrey.....	1978
Boyd, Logan.....	2008-09
Boyd, Matt.....	2010
Bradley, Ken.....	1940
Bradshaw, Kim.....	1957-59
Bratt, Jason.....	1989-91
Brauning, Jeff.....	1988-89
Brem, Bailey.....	1951-53
Bronson, Jason.....	1997-98
Brown, Al.....	1930-31
Brown, Reed.....	2005, 07-08
Brown, Vic.....	1942-43
Brundage, Dave.....	1984-86
Brundage, Jim.....	1986-87
Bryant, Tony.....	2010
Buck, Dallas.....	2004-06
Budrow, Brian.....	2006-07
Buehler, Knute.....	1983-85
Buehler, Larry.....	1973
Buob, Bobby.....	1952-55
Burke, Jamie.....	1992-93
Burns, Wayne.....	1971-73
Burton, Ed.....	1946
Busik, Chad.....	1990, 92

C

Calderon, Tony.....	2003-04
Callan, Bill.....	1933-34
Calvin, Todd.....	1983-84
Campbell, Will.....	2008
Campos, Chris.....	2004-05
Canham, Mitch.....	2004-07
Capka, Ted.....	1942
Card, Bryn.....	2007
Carpenter, Ken.....	1949
Carroll, Emil.....	1909-10
Carroll, Jason.....	1990-92
Carter, Josh.....	1999-2001
Casey, Brett.....	2007-09
Cate, Jack.....	1931
Cave, Jim.....	1972-73
Ceasar, Lestee.....	1984-87
Cecil, Don.....	1943, 46
Cecil, Dorwood.....	1946
Chamberlain, Tom.....	1975-77
Champion, Jim.....	1992-94
Chapman, Kirk.....	1962, 64
Charbonneau, Joe.....	1973-75
Chatterton, Lloyd.....	1937
Checketts, Andrew.....	1996-98
Chiarelli, Mike.....	2009
Christianson, Bob.....	1948-50
Christman, Scott.....	1991-93
Churchill, Robert.....	1943, 47
Clark, Noel.....	2003
Clark, Steve.....	1962-64
Clarke, Jim.....	1932-34
Cleveland, Andy.....	1964-65
Cloud, Marty.....	1983
Clow, Craig.....	1987
Cloyes, Bill.....	1927-29
Coleman, Ed.....	1924
Coleman, Jackson.....	2000
Coleman, Ralph Sr.....	1918
Coleman, Ralph Jr.....	1954
Colley, Rob.....	1998-99
Collins, John.....	1980-81
Conkling, Earl.....	1935-37
Conley, Greg.....	1998
Conrad, Brian.....	1982-83
Conyers, Kit.....	1916
Cook, B.R.....	1997-99
Cooper, Harry.....	1910-12
Cooper, Roy.....	1908
Copeland, Stephen.....	2000-03
Cowan, Justin.....	1997

Cramer, Bob.....	1978
Cramer, Fred.....	1936
Crary, Morrill.....	1963-65
Craske, Don.....	1980
Creider, Ed.....	1935-37
Creighton, Tom.....	2002
Crews, Wren.....	1907-10
Criner, Leon.....	1959, 61
Critser, Roy.....	1959-60
Cronin, Joe.....	1932
Crow, Steve.....	1967-69
Crownover, Tim.....	1978
Cuckovich, Mel.....	1971-73
Culver, Benjamin.....	1912-14
Cunningham, Dan.....	1971-73

D

Daniels, Curt.....	1970
Daniels, Tom.....	1984-86
Darnell.....	1912
Daron, Pat.....	1974
Daulton, Ron.....	1984-86
Davis, Curtis.....	1998-2001
Davis, Wilbur.....	1909
Day, Bruce.....	1960-61
Dazey, Eric.....	1986, 88
Dean, Jay.....	1952-55
Demorest, Harry.....	1961-63
Derryberry, Jeff.....	1994-95
Dixon, John.....	1993-95
Dockery, Bud.....	1934-36
Dodge, Rich.....	1974-77
Donaly, Lance.....	1986-89
Dooley, Ed.....	1937
Doollittle, Harold.....	1915-16
Doupe, Paul.....	1969-70
Doyle, Jeff.....	1975-77
Drahn, Rob.....	1974-76
Droscher, Jerry.....	1958-60
Dryden, Tim.....	1999-2000
Duarte, Pedro.....	1912
Duerr, Brian.....	1998-99
Duffy, Mike.....	1921-23
Dufort, Dave.....	1987-88
Duke, Randy.....	1986-88
Duke, Rich.....	1984-87
Dunning, Kyle.....	1980-81
Durdan, Don.....	1941-42
Duren, Russ.....	1987
Durrie, Harry.....	1972-75
Dwyer, Anthony.....	1925-26
Dyer, Ron.....	1979-81

E

Edwards, Kevin.....	1986
Efraimson, Tim.....	1994-95
Ehinger, Yoshi.....	1997
Ekstrom, Mike.....	2002-03
Elliott, Glenn.....	1940-42
Ellsbury, Jacoby.....	2003-05
Emigh, Elmer.....	1931
Endicott, Steve.....	1970
Erickson, Gil.....	1932
Erickson, Rick.....	1949-50
Escallier, Arthur.....	1924-26
Evans, Jackson.....	2008
Exley, Jerry.....	1954-56

F

Fajer, Cameron.....	1988
Falk, Jim.....	1962
Farra, Duke.....	1925
Faurie, Pete.....	1924-26
Fawcett, Don.....	1950
Fenger, Arnold.....	1937-39
Finch, Howard.....	1985-86
Fisk, Chuck.....	1952-55
Flynn, Rob.....	1978-79
Fogle, Nate.....	2005
Folsom, Rob.....	2005, 2008-10
Fonnesbeck, Gary.....	1986
Ford, Richard.....	1926-27

Fors, Felix.....	1924-26
Forsch, Ken.....	1967-68
Fortier, Bud.....	1947
Foster, Kyle.....	2008-09
Frahler, Andy.....	1943
Francis, Robert.....	1908
Frazer, Bill.....	1943
Frederick, Johnny.....	1955
Freeman, Clay.....	1909
French, Bruce.....	1983-84
Fryer, Carl.....	1913-15
Funk, Arnold.....	1916

G

Gallagher, Fred.....	1947
Gallagher, Shane.....	1982-83
Galloway, DeWaine.....	1943
Gambee, Dave.....	1957
Ganter, Bryan.....	1984-87
Garber, Richard.....	1922-23, 25
Garcia, Josh.....	2002
Garner, Ron.....	1971-74
Gassaway, Bill.....	1979-82
Gassaway, Dave.....	1977
Gaviglio, Sam.....	2009-10
Gee, Dennis.....	1972
Genz, Keith.....	1970-71
George, Drew.....	2007-08
Gerber, Joe.....	1997-2000
Gianotti, Mike.....	1977-78
Gibbs, Blake.....	2009-10
Gill, Levi.....	2001
Gill, Whitney.....	1919-21
Gillespie, Cole.....	2004-06
Gipson, Ryan.....	2005-06
Gits, Mike.....	1999
Glaisyer, Harold.....	1913
Gleason, Tim.....	1968-69
Goble, Roy.....	1913-16
Goedhard, Alex.....	1952
Gonzalez, Ramon.....	1974-75
Gonzalez, Rick.....	1977-78
Goodbrod, Pete.....	1950-52
Goodell, Ryan.....	1969-70
Gordon, Zach.....	2000-01
Gorman, Mike.....	1979-82
Gorton, Ryan.....	2009-10
Gott, Rod.....	1999-2000
Graham, Tyler.....	2003-06
Gray, Joe.....	1936, 38
Grayson, Buck.....	1929-31
Grbavac, Mark.....	2006-09
Gregg, Mitch.....	1995-96
Gressler, Todd.....	1987-88
Groce, Jack.....	1912-13
Grove, Jim.....	1979-82
Guidotti, Al.....	1954-56
Gunderson, Kevin.....	2004-06
Gunderson, Matt.....	1996
Gurley, Wayne.....	1918-19
Gustafson, Carl.....	1947-49

H

Hafenfeld, Bernard.....	1926-27, 29
Hahn, Brent.....	1989
Hamilton, Gary.....	1983-86
Hammer, Kenneth.....	1928, 31
Hansen, Gene.....	1947
Hansen, Paul.....	1998-2000
Hardie, Tim.....	1993
Hardin, Scott.....	1994-95
Harle, Warren.....	1957
Harper, Rich.....	1975-78
Harper, Bill.....	1948-50
Hartman, Tex.....	1919-21
Hartley, Eugene.....	1925-26
Hass, Mike.....	2004
Haugen, Troy.....	1987-89
Hayes, Brandon.....	2008-10
Hayes, Danny.....	2010
Hayes, Kevin.....	1978
Hays, Craig.....	1999-2002
Hays, Stan.....	1953

2011 OREGON STATE BASEBALL

LETTERWINNERS

Hayward, Dave	1961-63
Hearing, Mike	1979
Hedges, Drew	1997-2000
Heinrich, Ryan	1993-94
Helbig, Dwane	1952
Hellar, Derek	1985
Heniges, David	1966
Henkle, Lynn	1911
Henzel, Dick	1929-31
Hernandez, Matt	2004
Heyden, Derek	1987-89
Hibbard, George	1933-35
Hilliard, Gene	1961-63
Hilts, Ryan	1996
Hobbs, Tom	1964-66
Hodgens, Blain	1927
Holbrook, Rob	1979-82
Hollenbeck, Bob	1934
Holmquist, Dewey	1922-23
Hooker, Kevin	1991-93, 95
Hopkins, Chris	2007-08
Hopkins, Jeff	1989-90
Hopp, Don	1952
Horton, Mervin	1909-10
Houck, Cub	1951-52
Houdek, Otto	1937-38
Hously, Scott	1977
Howard, Josh	2001
Howard, Kelly	1978
Hubbard, Clyde	1918-21
Hudson, Will	2000-02
Hughes, Emmet	1920-21
Hughes, Harley	1924
Hughes, Henry	1932
Hulstrom, Bryce	1984-86
Humphrey, Jack	1966-67
Hunsinger, Al	1980-81
Hunt, Tom	1955-57
Hunter, Randy	1991-93
Hutt, Lester	1912-15
Hurley, Kim	1975-76

I

Ingram, Bryan	1999-2001
Ira, Cecil	1961-63

J

Jackson, Bruce	1972-74
Jackson, Mark	2003
Jackson, Stephen	1995-96
Jarvis, Andy	2000-03
Jarvis, Jim	1964-65
Jenkins, Andy	2004-05
Jenks, James	1926-27
Jenks, James	1953
Jennette, Keith	2010
Jensen, Karl	1931-33
Johnson, Art	1924-25
Johnson, Ben	1989-89
Johnson, Chris	1968-69
Johnson, Don	1932
Johnson, Jerry	1968-70
Johnson, Ken	1943
Johnson, Lindsey	1981-84
Johnson, Syl	1955, 57
Johnson, Thad	2000-01
Johnston, Danny	1951-53
Johnston, Dean	1936
Johnston, Paul	1941
Jones, Dylan	2010
Jones, James	1976-77
Jones, Johnny	1976-77
Jones, Tom	1966-68
Joslyn, Kevin	2004-05
Jurgenson, Greg	1972-74

K

Kahalehoe, Koa	2006-09
Kaiser, Bob	1965-67
Kaleikilo, Chris	1990
Kalibak, William	1936-37



Shea McFeely

Kappel, Rudy	1937
Kasberger, Joe	1920-22
Keck, Mike	1970
Keck, Walter	1909-11
Keema, Bud	1931-33
Keene, Lawrence	1909-11
Keene, Spec	1919-21
Keema, Bud	1931-33
Keim, Greg	2006-07
Keitzman, Blake	2007-08
Keller, Josh	2007-08
Keudell, Ron	1982
Kidd, Brad	2008-09
Kirchem, Herb	1979
Kirchner, Walt	1943, 47-48
Kissner, Tim	1993-94
Kline, Ty	2002-03
Klug, Scott	1985-86
Kluss, Dennis	1986
Knight, Brooke	1992-94
Knotts, Aaron	1995
Kohler, Dick	1946-48
Kolkowski, Bruno	1934-35
Koller, Jon	2003, 05-06
Krafve, Keith	1983-86
Krafve, Ralph	1950-51
Kramien, Lionel	1922
Krueger, Dutch	1918
Kruger, Pete	1947
Kunda, Chris	2003-06
Kunz, Eddie	2005-07

L

Lake, Rob	1997
Lakowske, Joey	2007
Lambert, Tim	1985-88
Landrum, Ken	1974-75
Lankow, Geof	1966
Larson, Barry	1993-94
Laybourn, Greg	2006
Lebeck, Greg	1969-71
Leberge, Kevin	1975-76
Lechelt, Lonnie	2005-08
Ledbetter, Todd	1988-89
Ledesma, Joey	2005
Lee, Terry	1968-70
Lehrer, Al	1962-63
Lenneron, Jordan	2007-08
Leone, Mike	1996-97
Leovich, John	1940
Lewis, Fred	1938-39
Lipe, Ryan	1995-98
Lissman, Mike	2004-07
Lodell, Carl	1918-20
Loffer, Jesse	1940
Logan, John	1926, 28
Long, Dave	1962-63
Looff, Hans	1913-16
Looney, H.B.	1908
Lotti, Logan	2009
Lovejoy, Dan	1955-57
Lovinger, Eric	1992, 94-96

Luby, Dan	1957-59
Lucas, Ron	1965-67
Lundberg, Roy	1932
Lunde, Ray	1958-60
Luster, Corey	1990-92
Lyons, Steve	1979-81

M

MacRae, Elwin	1941-42
Mack, Joe	1930-32
Mack, John	1943, 47-49
Maddux, Walt	1983-84
Mallinak, Mel	1985-86
Malloy, Marc	1991, 94-95
Maple, Howard	1927-29
Marrett, Charles	1928
Markham, Terry	1964-65
Marquardt, A.J.	1993-94
Marsden, Wallace	1933
Martin, Bob	1970
Martinez, Bill	1974-77
Masewicz, Brian	1995-96
Mason, Don	1969
Mason, Ellis	1937-38
Mason, Grimm	1958-59, 61
Mathews, Aaron	2002-04
Maxwell, Anton	2005-07
McBride, Jason	2001-02
McCarthy, Craig	1990-91
McCluskey, Bill	1942-43
McCormick, Jake	2004-07
McCowan, Joel	1972-74
McDonald, Ryan	1996-97
McEwan, Jim	1935
McFadden, Dave	1957
McFeely, Shea	2004-06
McGrew, Ben	2002
McKenna, Hugh	1921-23
McKennon, Russell	1928, 30-31
McKinney, Earl	1938-39
McLemore, Mark	2000-02
McMullen, Ian	2002-03
McNair, Bob	1978-80
McMillan, Anthony	1913
Meier, Gail	1973-76
Meiwes, Pat	1991-92, 94-95
Mellinger, Brad	2003
Mencas, Val	1995, 97-98
Mendenhall, Frank	1922
Merrill, Zadoc	1974-76
Merryman, Art	1936-37
Messman, Joe	1997
Meyer, Bill	1937-39
Miller, Cecil	1919-21
Miller, Doug	1970-72
Miller, Jerry	1976-78
Miller, Michael	2008-10
Mitchell, Jed	1999, 2001
Mitola, Dan	1933-35
Mohler, Lynn	1955
Mooney, Bryce	2008

Moore, C.L.	1907
Moore, Gary	1958-60
Moore, Harry	1908
Moore, Jeff	1987-88
Moore, Otto	1908-11
Moreland, Julius	1913-14
Morgan, Walter	1914-16
Morrison, Scott	1992-95
Mouw, Rob	1987-88
Moye, Rene	1959
Muench, Gregg	1982-83
Munich, Billy	2003-05
Murray, C.S.	1907
Myers, Jason	1993-94
Myers, Jeffrey	1982-84
Myhre, Joe	1974-75

N

Nash, Garrett	2008
Naylor, Mike	1970
Neal, Travis	1983-84
Negri, Frank	1957
Neitzel, R.A.	1988-90
Nelson, Ed	1950-52
Nelson, Scott	2003-05
Newell, Mark	1996-97, 99-2000
Newman, Chris	1980, 83
Nicholson, Scott	2000-01
Nickerson, Jonah	2004-06
Nielson, Ken	1989
Nightengale, Fred	1929-30
Niles, Mark	1979
Noble, Ken	1975-78
Noel, John	1971-74
Noonan, Val	1921-23
Norris, Jared	2009-10
Nygren, James	2008-10

O

O'Neill, Dan	1982-84
Oberst, Ray	1943, 47-48
Oerding, Bill	1959-61
Ogata, Jason	2007-08
Oliphant, Jeff	1981
Olsen, E.C.	1918
Olson, Steve	1963
Orell, Bernard	1937-38
Ortiz, Ryan	2007-09
Osich, Josh	2008-09
Ostmo, Erik	1989-90
Otis, Jeff	1986-89

P

Paczynski, Mark	1971
Paine, Fred	1957
Palfrey, Ernest	1919-20, 22
Parisotto, John	1966
Parkinson, Robert	1923
Paterson, Joe	2006-07
Patterson, Leonard	1938-39
Paul, Mike	1974, 76-77
Paust, Ashley	1928
Payne, Chris	1985-88
Pearce, Lowell	1955-56, 58
Pearson, Dan	1978-79
Pearson, John	1971
Peavey, Greg	2008-10
Pederson, Doug	1941-42
Pederson, Twink	1956-58
Pegnam, John	1993
Pendergrass, F.R.	1907
Pendley, Nathan	2003-04
Pennell, Lee	1929-31
Percell, Brody	1995-98
Perry, Glen	1922-24
Perry, Tony	1969-70
Peters, Frank	1963-64
Peters, Norm	1940-42
Petersen, Larry	1960-62
Peterson, Robert	1932
Petrella, Albert	1938

2011 OREGON STATE BASEBALL

LETTERWINNERS

Petroni, Carlo.....	1959-61
Phillips, Jim.....	1956, 58
Phillips, Lige.....	1909, 12
Piesker, Jarak.....	1979-80
Pietsch, Seth.....	2001-03
Pine, Chris.....	1996-98
Pinion, Jack.....	1954
Pinion, Paul.....	1989
Plante, Rich.....	1974
Plato, Bruce.....	1977-78
Poff, Ray.....	1908-11
Pomeranke, Gary.....	1972-73
Post, Jeff.....	1989-92
Postlewait, Jake.....	2001-04
Powell, James.....	1967-69
Preston, Edward.....	1918
Preston, Robin.....	1972
Priseman, Casey.....	2005-06

Q

Quayle, Billy.....	1927-29
Quesinberry, Bob.....	1949
Quinn, Robert.....	1924-25
Quiring, Andy.....	2010
Quiring, Jake.....	2002-03

R

Rainwater, Travis.....	1999
Ranstad, Hal.....	1998-99
Rasmussen, Boyd.....	1933-35
Reardon.....	1919
Recuenco, Rob.....	2003
Reece, Jeff.....	1981-83
Reed, Clifford.....	1910-11
Reinking, Ed.....	1960
Remmell, Art.....	1928
Renault, Nick.....	2000
Renne, Steve.....	1967-70
Reyes, Jorge.....	2007-09
Reynolds, Kerisi.....	2001-03
Rhoderick, Kevin.....	2008-10
Rice, Lance.....	1985-88
Rich, Larry.....	1968-70
Richards, Harry.....	1946-49
Richie, Paul.....	2001-04
Richter, Gary.....	1977-79
Rickson, Carl.....	1918-20
Ridenour, Ryan.....	1988
Ridings, Red.....	1923-25
Rieben, George.....	1909-12
Riley, Mickey.....	1980-83
Rippey, Tom.....	1922-24
Rittenhouse, James.....	1933
Robbins, Orlie.....	1926
Robertson, Daniel.....	2008
Robles, Tanner.....	2008-10
Roelandt, Frank.....	1943, 47-49
Romero, Stefan.....	2009-10
Rooper, John.....	1907-08
Rothstrom, Ray.....	1953-54
Rowe, Ben.....	2001-04
Rowe, Bill.....	2006
Rowe, Mike.....	1978
Rowe, Pete.....	1974-77
Rowe, Rob.....	1972
Rudolph, Steve.....	1976-79
Rudzik, Bill.....	1959-60
Ruggles, Jim.....	1952-55
Rumrey, K.C.....	1999
Runyon, J.R.....	2002
Rushing, John.....	1984-85

S

Sallee, Eric.....	1978
Sakamoto, Jeff.....	1999
Sanders, Jared.....	2002-04
Sanders, Paul.....	1990-91
Sanders, Scott.....	1988-90
Santos, Adalberto.....	2009-10
Santschi, Scott.....	2006-07
Sauvain, Chuck.....	1946-49
Schader, Troy.....	1997-99



Jake Postlewait

Scheckla, Rod.....	1987-88
Schimel, Jack.....	1946
Schlottman, Charlie.....	1975-77
Schmidt, David.....	1994-96
Schneider, Bob.....	1932
Schofield, Travis.....	1990
Schoppe, David.....	1989-91
Schroeder, Chad.....	2004
Schulmerich, Wes.....	1925-27
Schultz, John.....	1992-94
Schulze, Harry.....	1946-47
Schwab, Arland.....	1938-40
Scott, Monte.....	1977
Seeley, Blossom.....	1915-16
Seibert, Emil.....	1919-20
Selberg, Eric.....	1966-67
Shade, Jack.....	1922
Shaffer, Mark.....	1987-88
Shaw, Clayton.....	1939-41
Shaw, James.....	1912-14
Shaw, Pat.....	1980-82
Shelton, Todd.....	2005
Shields, Ian.....	1990, 92
Shirtcliff, Bud.....	1951-53
Shoup, Tom.....	1968-70
Shupe, Max.....	2009
Siebert, Emil.....	1918
Sieberts, Ade.....	1914-16
Siemons, Holly.....	1911
Sigrist, John.....	1924-26
Simas, Tom.....	1974-75
Simas, Warren.....	1942, 47
Simmons, David.....	1977-78
Sims, Rod.....	1938-40
Sinclair, Free.....	1914
Sipple, John.....	1984-86, 88
Sitton, Kraig.....	2008-10
Skeen, Scott.....	1997
Skoog, Jim.....	1965-67
Skriver, Larry.....	1971-74
Smith, Mason.....	1991-94
Smith, Simeon.....	1913-15
Smith, Steve.....	1981-83
Smith, Tyler.....	2010
Snelling, Allen.....	1992-95
Snyder, Ray.....	1949-50
Sogard, Alex.....	2007
Soller, Fred.....	1937-39
Solomon, Dale.....	2007-08
South, Veeder.....	1963-65
Specht, Lyle.....	1940-41
Sprick, Jack.....	1946
Stahl, Doug.....	1962-64
Stark, Eric.....	1998-2001
Starr, Taylor.....	2008-09
Steele, Kurt.....	2003-05
Stephenson, Jack.....	1952, 54-55
Stevens, Pat.....	2001-02
Stevens, Ron.....	1963
Stiltner, Nick.....	2009-10
Stolz, Bob.....	1950
Stone, Bryan.....	2004
Stranberg, Jason.....	1996-98
Straub, Dennis.....	1962-64

Street, Andy.....	1923
Strode, Brett.....	1999
Strode, Don.....	1942
Strutton, Mike.....	1983-84
Sturgeon, Chris.....	1994-96
Stutes, Mike.....	2006-08
Stykel, Don.....	1998-2000
Sullivan, John.....	1923-25
Summerfield, Darryl.....	1966-68
Summers, Chris.....	1991
Summers, Stan.....	1920-21
Supple, Joe.....	1914, 16
Susac, Andrew.....	2010
Swango, Wayne.....	1964-66
Swann, Claude.....	1907-08
Swedberg, Steve.....	1971-73
Swinburnson, Tyler.....	1995, 97
Syversen, Dain.....	1982-84

T

Taggart, Lawrence.....	1922
Takami, Ralph.....	1937-39
Talcott, Chris.....	1986-88
Tanselli, Gene.....	1949-51
Tanselli, Lou.....	1979-81
Taroli, Ray.....	1971-74
Tasto, Dutch.....	1921-23
Taylor, Donald.....	1951
Tebb, Fred.....	1924-25
Tema, Bryan.....	1986-87
TenPas, Kane.....	2001-03
Terrell, James.....	1983-85
Thomas, Todd.....	1980-83
Thomas, John.....	1951-53
Thurman, Mike.....	1992-94
Tommasini, John.....	2008-10
Torson, Jim.....	1928-30
Tower, Denny.....	1966-68
Tracey, Tom.....	1967-68
Trask, Rod.....	1964-65
Tuck, Jeff.....	1995-96
Turk, Joe.....	1911
Turpen, Daniel.....	2005-07

U

Umemoto, Robert.....	1972-73
Underriner, Dave.....	1979

V

Vanderbundt, Skip.....	1967
Vazquez, Abino.....	1996-97
Vermillion, Tyson.....	1996-97
Versluis, Pat.....	1999
Vladic, Larry.....	1987-88, 90-91

W

Wagner, Bill.....	1959-61
Wagner, Fred.....	1930
Wagner, Geoff.....	2005-06
Wagner, Heinie.....	1924
Wakeland, Chris.....	1995-96
Waldron, Tyler.....	2009-10

Walker, Larry.....	1958
Wallace, John.....	2006-09
Walters, Red.....	1912
Ward, Dallas.....	1925, 27
Ward, Thomas.....	1933, 35
Warren, Brent.....	2009-10
Watts, Brent.....	1993-94
Webber, Levi.....	2001-03
Weber, Tass.....	1933-34
Webster, Bob.....	1979-80
Wegner, Lou.....	1946-47, 49
Weide, Karl.....	1966, 69
Weimer, Elmer.....	1943
Weller, Theodore.....	1913-16
Wellman, Norb.....	1952-54
Wells, Braden.....	2007-08
West, Ken.....	1980-81, 83
Wheeler, Todd.....	1981-82
Wheeling, Mark.....	1995
White, Don.....	1950-52
Whitelaw, John.....	1959-60
Wiggins, Dave.....	1970-71
Wilkins, Chris.....	2000-01
Wilkins, Steve.....	1975-76
Williams, William.....	1914-16
Williams, David.....	1989-92
Williams, Gene.....	1940, 42
Williams, Kevin.....	1977
Williams, Paul.....	2001
Williams, Quinn.....	1983-86
Williams, Steven.....	1977
Willkie, Corrie.....	1998-99
Wilson, Dick.....	1954-56
Wilson, Jim.....	1980-82
Wilson, Lloyd.....	1969-71
Wintermute, Ira.....	1936
Winters, Glen.....	1926-27
Wirth, Tim.....	1987
Withrow, Jim.....	1954
Woerner, Jack.....	1934-36
Wolff, Carl.....	1907, 11
Wong, Joey.....	2007-09
Wood, Carlton.....	1928-30
Woodard, Jack.....	1933
Woodard, Walter.....	1931-32
Woodward, Woody.....	1923, 25
Worthley, Norman.....	1935-36
Wray, Corky.....	2000-01
Wray, Doug.....	1955
Wright, Oran.....	1939
Wright, Willard.....	1938
Wynne, Richard.....	1924-25

Y

Yonemitsu, Jon.....	1990-93
Younce, Earl.....	1937-38
Younce, Len.....	1940-41
Young, Richard.....	1923-25
Yunker, Jason.....	1987-88

Z

Zarbinsky, Ron.....	1957
---------------------	------

Honorary

Halbrook, Scott.....	1982
----------------------	------