

2012 OREGON STATE BASEBALL

TABLE OF CONTENTS/QUICK FACTS

Oregon State Baseball

Page	Topic
1	Quick facts
1	Table of contents
2	Media information
3	Radio/TV information
4	Media outlets
4	Goss Stadium pre-game schedule
5	2012 Opponent information
6	OSU Baseball tradition
8	Goss Stadium at Coleman Field
12	2012 roster
13	2012 roster breakdown
14	Radio/TV Roster
16	2012 schedule

The Coaches

Page	Topic
17	Head Coach Pat Casey
22	Associate Head Coach Marty Lees
23	Assistant Coach Pat Bailey
24	Assistant Coach Nate Yeskie
25	Undergraduate Assistants
26	Support staff
27	Oregon State University
28	Athletic Director Bob De Carolis
29	Oregon State administration

The Players

Page	Topic
30	Player Biographies
48	In season birthdays

2012 Opponents

Page	Topic
49	Pac-12 opponent histories
54	Non-conference opponents
54	Non-conference records by year

2011 In Review

Page	Topic
56	Season in review notes
58	2011 honors
58	2011 MLB draft selections
59	2011 game-by-game results
60	2011 overall statistics
61	2011 conference statistics
62	2011 superlatives
63	2011 batting breakdown
64	2011 in the polls
65	2011 pitching appearances
67	2011 Pac-10 in review

Oregon State Records

Page	Topic
68	Oregon State records
70	Oregon State career records
71	Oregon State single-season records
72	Oregon State conference leaders
73	Oregon State yearly leaders
77	Oregon State yearly statistics
78	Home/road/neutral statistics
79	The last time

Oregon State History

Page	Topic
80	Oregon State yearly records
80	Coaching records
81	Year-by-year results
94	Highest win numbers
95	Records vs. all opponents
96	Records vs. conferences
97	Opening day lineups
99	2007 national champions
101	2006 national champions
103	2005 College World Series
105	1952 College World Series
106	Postseason history
107	Postseason results
108	Postseason honors
109	Postseason superlatives
110	Oregon State All-Americans
111	All-Region honors
111	Freshman All-Americans
111	Beavers in International baseball
112	Oregon State All-Conference
113	Oregon State players of the week
114	Oregon State academic honors
115	Oregon State in the pros 2011
116	Oregon State in the Major Leagues
119	Oregon State in the MLB Draft
120	Oregon State selections by club
121	Oregon State team awards
122	Oregon State letterwinners

Oregon State Facts

Location	Corvallis, Oregon
Enrollment	23,761
Founded	1868
President	Dr. Edward Ray
Athletic Director	Bob De Carolis
Colors	Orange and black
Nickname	Beavers
Affiliation	NCAA Division I
Conference	Pac-12
University website	www.oregonstate.edu
Athletics website	www.osubeavers.com

Baseball

Head coach	Pat Casey (18th year)
Record at OSU	578-356-4 (17 years)
Career record	749-465-5 (24 years)
Associate Head Coach	Marty Lees (11th year)
Assistant coaches	Pat Bailey (5th year)
	Nate Yeskie (4th year)
Casey office phone	(541) 737-2825
Lees office phone	(541) 737-5738

Bailey office phone	(541) 737-7484
Director of operations	Ron Northcutt
Northcutt office phone	(541) 737-0598
Athletic Trainer	Josh Therrien
Strength & Conditioning Coach	Tim Rabas

2011 Season

2011 overall record	41-19
Home record	23-7
Road record	12-11
Neutral record	6-1
2011 Pacific-10 record	17-10 (T-2nd place)

2012 Season

Lettermen returning/lost	15/15
Position players	8/9
Pitchers	7/6
Starters returning/lost	6/3
All-conference returning/lost	2/1
All-Americans returning/lost	0/1
First varsity season	1907
All-time record	2,062-1,367-15

Goss Stadium At Coleman Field

Ballpark	Goss Stadium at Coleman Field
Opened (capacity)	1907 (3,248)
Left field	330 ft. (14-ft. fence)
Left-centerfield	365 ft. (8-ft. fence)
Center field	400 ft. (8-ft. fence)
Right-centerfield	365 ft. (8-ft. fence)
Right field	330 ft. (8-ft. fence)
Press box phone	(541) 737-7475

Radio

Radio	Beaver Sports Network
Flagship Station	KEJO 1240-AM (Corvallis)
Online radio	Beaver Nation Online (osubeavers.com)
Primary Play-By-Play	Mike Parker

Media Guide Credits

The 2012 Oregon State University baseball guide was designed, written, and produced by Hank Hager of the OSU Athletic Communications Office. Cover designs by Ben Little. Photography by Dave Nishitani, Ethan Erickson, Denny Wolverton, Rich Heins, Phyllis M. Heins, Dennis Hubbard, Erik Dresser, Hank Hager, the Omaha World Herald and courtesy of USA Baseball, Major League Baseball Clubs, Minor League Baseball clubs and from Oregon State Library archives.



2012 OREGON STATE BASEBALL

MEDIA INFORMATION

OSU Athletic Communications



Steve Fenk
*Assistant Athletics
Director, Athletic
Communications*



Jason Amberg
*Assistant Director,
Athletic Communications*



Hank Hager
*Assistant Director,
Athletic Communications*

BASEBALL CONTACT



Shawn Schoeffler
*Assistant Director,
Athletic Communications*



Melody Stockwell
*Assistant Director,
Athletic Communications*



John Cantalupi
*Assistant,
Athletic Communications*



Jordie Lindley
*Assistant,
Athletic Communications*

Athletic Communications Information

Press Box Phone.....(541) 737-7475
Mailing Address.....209 Gill Coliseum
.....Corvallis, OR 97331
Baseball ContactHank Hager
Hager Cell(541) 230-0611
Hager Office.....(541) 737-7472
E-Mail.....hank.hager@oregonstate.edu

The Oregon State Athletics Communications office appreciates your interest in the 2012 Oregon State baseball team. We look forward to serving members of the media throughout the year and hope this media guide is a helpful tool throughout the season. Please contact Assistant Director for Athletic Communications Hank Hager for any media needs concerning the Oregon State baseball team. He can be reached by email at hank.hager@oregonstate.edu or by calling the Oregon State at (541) 737-7472.

The following is a set of guidelines for covering the club this season.

Broadcasting Arrangements

Requests for radio, Internet, television or any other broadcasting privileges of Oregon State baseball should be addressed to Hank Hager as far in advance as possible.

Game Notes

A set of Oregon State game notes will be made available to members of the media prior to each game. To be included on the Oregon State baseball e-mail list in order to receive the notes prior to the game, please contact Hank Hager. Notes will also be posted on the home of Oregon State Athletics, osubeavers.com.

Interviews

All coach and student-athlete interviews must be arranged through Hank Hager. On gamedays, head coach Pat Casey, his assistants and members of the team will be available shortly after the game's conclusion. Interviews will be done in an informal manner on the field. Please notify Hank Hager of any requested players or coaches prior to the conclusion of the game.

For all visiting team interview requests, please contact that respective team's Sports Information Director.

Pre-Game Interviews

Oregon State players are available for interviews on gamedays, but only prior to batting practice. Players will not be made available after batting practice starts until that game's completion.

Practices

Practices are held at Goss Stadium at Coleman Field on a daily basis and are generally open to members of the media. Players and coaches are normally available for interviews after practice, depending on the schedule for that day. Please contact Hank Hager to schedule any interviews at least 24 hours in advance.

DO NOT contact any players away from Goss Stadium unless previously arranged by Hank Hager.

Press Box

Goss Stadium features a full working press box immediately behind home plate. Due to space limitations, seating is not guaranteed. Please notify Hank Hager at least 24 hours in advance if

desiring to cover the Beavers. Wireless Internet is available at the Goss Stadium press box.

Pre-game services include statistics, game notes, gameday programs and media guides. Post-game stats will be made available to working members of the media as soon as possible after the completion of each game.

Photography

Please note that there are no designated photography areas at Goss Stadium. Photographers are free to shoot from the Goss Stadium stands. However, please do not impede spectators' sightlines.

Photographers are allowed on the field pre-game, but must clear the field 45 minutes prior to first pitch unless there is a ceremony. At no time during the game are photographers allowed on the field or in the dugouts.

Field Access

There is field access prior to the start of each game, but all members of the media must leave the field at the completion of batting practice, approximately 45 minutes prior to first pitch. Media is allowed on the field for post-game interviews.

Media Credentials

Requests for all media credentials should be made to Hank Hager at least 24 hours in advance for necessary games or series. Season credentials will be made available to media members who will cover the team on a season basis. Single-game credentials and series credentials are also available.

Credentials will be left at the Goss Stadium ticket office will call or the Oregon State Media Relations Office. Credentials can be mailed but only if requested.

Media Guides

This media guide is made available for members of the media to provide biographical and historical information regarding the Oregon State program, its players, coaches, staff and administration. Please note that no media guides will be formally printed this season.

Internet

The online home of Oregon State Athletics, osubeavers.com, is the place to go for all Oregon State baseball information, including a team roster and bios, schedule, live stats links, updated game notes and statistics. Fans can also enjoy viewing photo galleries after select games.

Live Stats

Check osubeavers.com for gameday information and live stats links. Every Oregon State baseball home game will be available via live stats.

Media Server

A media server containing head shots and other OSU information has been set up. Please contact the OSU Athletic Communications office for instructions on how to access the server.

Oregon State On The Radio, TV

Radio

The Oregon State baseball team enjoys one of the finest radio packages in the Pac-12 Conference. Every Oregon State game is broadcast throughout the state of Oregon as well as on-line on osubeavers.com, making it available for anyone with an Internet connection in any part of the world.

Make sure and check osubeavers.com for an announcement of the entire list of stations covering the Oregon State baseball team this season.

Mike Parker serves as the play-by-play voice of Oregon State baseball. In addition to covering head coach Pat Casey's club, Parker also does play-by-play for Oregon State football and men's basketball.

Beavers All-Access

The popular "Beavers All-Access" will feature the Oregon State baseball team for another exciting season. ROOT SPORTS and FCS air the 30-minute show for 24 weeks during the academic year and during baseball season, head coach Pat Casey and his players are featured. The show airs regularly on either Wednesday or Thursday and is replayed several times a week.

Beaver Sports Talk

For 30 weeks during the academic year, Beaver Sports Talk, hosted by the voice of OSU baseball, Mike Parker, features the best in Oregon State athletics. The hour-long call in show airs from 7-8 p.m. Tuesday nights from McMennamins across the street from the OSU campus.

Head coach Pat Casey will appear on the show during baseball season, as will as the team's players.

Internet Audio/Video

Beaver Nation Online will stream every baseball game, home and away, live over the internet on either Beaver Nation Online (osubeavers.com). Beaver Nation Online will also stream a live video

webcast of every home game, using a videoboard feed at Goss Stadium at Coleman Field with the Beaver Sports Radio Network overlay.

Beaver Nation Online, the subscription-based site within osubeavers.com, offers exclusive interviews, highlights, webcasts and special features from Beaver coaches and players during the year.

The online home of Oregon State Athletics, osubeavers.com, will also be the place to find live stats for all home games.

Social Networking

Oregon State Athletics has embraced social networking and now offers fans of Beaver Nation to follow on Facebook, YouTube and Twitter.

Facebook is a free-access social networking website. Users can join networks organized by city, workplace, school, and region to connect and interact with other people. People can also add friends and send them messages, and update their personal profiles to notify friends about themselves.

Join Beaver Nation as it supports the Beavers via Facebook — <http://www.facebook.com/OregonStateBeavers> and <http://www.facebook.com/OregonStateBaseball>.

YouTube is a free video sharing website on which users can upload and share videos.



Twitter.com/Beaver_Baseball



Facebook.com/OregonStateBaseball



YouTube.com/OSUBeaversAthletics

View the latest highlights and interviews of OSU's athletes and coaches at <http://www.youtube.com/osubeaversathletics>.

Twitter is a free social networking and micro-blogging service that enables its users to send and read each others' updates, known as tweets. Tweets are text-based posts of up to 140 characters, displayed on the author's profile page and delivered to other users - known as followers - who have subscribed to them.

Follow the Beavers via Twitter for the most up-to-date information on OSU Baseball — http://twitter.com/beaver_baseball.

The baseball Twitter is the place to go for updated gameday information, score updates and other news items for one of the Pac-12's most popular programs.



MIKE PARKER

Play-By-Play

Mike Parker is in his 13th season calling OSU football, men's basketball and baseball action and has been behind the microphone for some of the school's crowning achievements on the athletic fields. The "Voice of the Beavers" is a 1982 graduate of the University of Oregon with a bachelor's degree in rhetoric and communications. His broadcasting career includes play-by-play for football, basketball and baseball for high school sports in Oregon, beginning in 1977. He was the voice of the Eugene Emeralds (1983-86) minor league baseball club and the Oregon women's basketball program (1983-87). He also was the play-by-play voice of the AAA Portland Beavers from 1987-92. Parker hosted a show on all-sports KFXR Radio from 1990-95 before moving to KEX Radio as host of Sportsline and the Fifth Quarter program following Portland Trail Blazer games. Parker has been named the Oregon SportsCaster of the Year six times, most recently in 2011. Mike and his wife Missy have two daughters, Lydia and Ellie.



2012 OREGON STATE BASEBALL

OREGON STATE MEDIA/PRE-GAME SCHEDULES

Local Print Media

OUTLET	MAILING ADDRESS	CITY	PHONE	CONTACT	EMAIL	WEBSITE
Associated Press	121 SW Salmon, Suite 1450	Portland, OR 97204	(503) 228-2169	Anne Peterson	apeterson@ap.org	www.ap.org
Bend Bulletin	P.O. Box 6020	Bend, OR 97708	(541) 382-1811	Bill Bigelow	bbigelow@bendbulletin.com	www.bendbulletin.com
Corvallis Gazette-Times	600 SW Jefferson	Corvallis, OR 97330	(541) 753-2641	Aaron Yost	aaron.yost@lee.net	www.gazettetimes.com
The Daily Barometer	Oregon State University	Corvallis, OR 97331	(541) 737-2231		baro.sports@oregonstate.edu	www.media.barometer.orst.edu
Eugene Register-Guard	P.O. Box 10188	Eugene, OR 97440	(541) 485-1234	Bob Clark	bob.clark@guardnet.com	www.registerguard.com
The Oregonian	1320 SW Broadway	Portland, OR 97201	(503) 221-8161	John Hunt	jhunt@oregonian.com	www.oregonlive.com
Statesman-Journal	280 Church Street	Salem, OR 97308	(503) 399-6700	Gary Horowitz	ghorowit@statesmanjournal.com	www.statesmanjournal.com

National Print Media

OUTLET	MAILING ADDRESS	CITY	PHONE	CONTACT	EMAIL	WEBSITE
Baseball America	201 West Main St., Suite 201	Durham, NC 27702	(919) 682-9635	Aaron Fitt	aaronfitt@baseballamerica.com	www.baseballamerica.com
Collegiate Baseball	P.O. Box 50566	Tucson, AZ 85703	(520) 623-4530	Lou Pavlovich, Jr.	editor@baseballnews.com	www.baseballnews.com
Rivals.com College Baseball	10 Cadillac Dr., Suite 400	Brentwood, TN 37027	(979) 229-4992	Kendall Rogers	rogersk@yahoo.com	www.collegebaseball.rivals.com
USA Today	7950 Jones Branch Dr.	McLean, VA 22108	(703) 854-5286	Andy Gardiner	agardiner@usatoday.com	www.usatoday.com

Radio Media

OUTLET	MAILING ADDRESS	CITY	PHONE	CONTACT	EMAIL	WEBSITE
Beaver Sports Radio Network	114 Gill Coliseum	Corvallis, OR 97331	(541) 737-8360	Steve Sullivan	ssullivan@beaversportsproperties.com	www.osubeavers.com
Churchill Media (Spanish)	895 Country Club Rd., Suite A200	Eugene, OR 97401	(541) 343-4000	Paul Danitz	mail@churchillmedia.com	www.churchillmedia.com
KPAM (860)	6605 SE Lake Road	Portland, OR 97222	(503) 223-4321	Ron Callan	rcallan@kpam.com	www.kpam.com
KEJO (1240)	2840 Marion St. SE	Albany, OR 97321	(541) 926-8628	Mike Parker	parker@osubeavers.com	www.kejoam.com
KEX (1190)	4949 SW MacAdam Ave.	Portland, OR 97204	(503) 225-1190	Scott Lynn	scottlynn@clearchannel.com	www.1190kex.com
KFXX - The Fan (1080)	0700 SW Bancroft	Portland, OR 97239	(503) 223-1441	Jason Swygard	jswygard@entercom.com	www.kfxx.com
KGAL (1580)	P.O. Box 749	Albany, OR 97321	(541) 926-8683			www.kgal.com
KXL (750)	0234 SW Bancroft	Portland, OR 97239	(503) 243-7595	Jay Allen	jay.allen@kxl.com	www.kxl.com
95.5 The Game (FM)	0234 SW Bancroft	Portland, OR 97239	(503) 243-7595	Jay Allen	jay.allen@kxl.com	www.955thegame.com

Television Media

OUTLET	MAILING ADDRESS	CITY	PHONE	CONTACT	EMAIL	WEBSITE
KVAL (CBS)	P.O. Box 1313	Eugene, OR 97401	(541) 485-4888	Tom Ward	ward@kval.com	www.kval.com
KATU (ABC)	P.O. Box 2	Portland, OR 97207	(503) 231-4222	Katy Brown	katyb@katu.com	www.katu.com
KBVR (on campus)	Oregon State University	Corvallis, OR 97331	(541) 737-3522			
KEZI (ABC)	P.O. Box 7709	Eugene, OR 97401	(541) 485-5611	Bryan Salmond	bryansalmond@kezi.com	www.kezi.com
KGW (NBC)	1501 SW Jefferson	Portland, OR 97201	(800) 288-5498	Joe Becker	jbecker@kgw.com	www.kgw.com
KMTR (NBC)	3825 International Court	Springfield, OR 97477	(541) 746-1600			www.kmtr.com
KOIN (CBS)	222 SW Columbia Street	Portland, OR 97201	(503) 464-0600	Dan Christopherson	dchristopherson@koin.com	www.koin.com
KPTV (FOX)	14975 NW Greenbrier Parkway	Beaverton, OR 97006	(503) 548-6539	Matt Smith	matthew.smith@kptv.com	www.kptv.com

Goss Stadium Pre-Game Schedules

12:05 p.m. First Pitch

9:40 a.m.	Oregon State Infield
9:50 a.m.	Oregon State Batting Practice
10:35 a.m.	Visitors Batting Practice
11:20 a.m.	Visitors Infield
11:35 a.m.	Field Preparation
11:52 a.m.	Ceremonial First Pitch
11:55 a.m.	National Anthem
12:00 p.m.	Umpires Meeting
12:02 p.m.	Oregon State Lineups/Intro
12:05 p.m.	First Pitch

1:05 p.m. First Pitch

10:40 a.m.	Oregon State Infield
10:50 a.m.	Oregon State Batting Practice
11:35 a.m.	Visitors Batting Practice
12:20 p.m.	Visitors Infield
12:35 p.m.	Field Preparation
12:52 p.m.	Ceremonial First Pitch
12:55 p.m.	National Anthem
1:00 p.m.	Umpires Meeting
1:02 p.m.	Oregon State Lineups/Intro
1:05 p.m.	First Pitch

2:05 p.m. First Pitch

11:40 a.m.	Oregon State Infield
11:50 a.m.	Oregon State Batting Practice
12:35 p.m.	Visitors Batting Practice
1:20 p.m.	Visitors Infield
1:35 p.m.	Field Preparation
1:52 p.m.	Ceremonial First Pitch
1:55 p.m.	National Anthem
2:00 p.m.	Umpires Meeting
2:02 p.m.	Oregon State Lineups/Intro
2:05 p.m.	First Pitch

5:05 p.m. First Pitch

2:40 p.m.	Oregon State Infield
2:50 p.m.	Oregon State Batting Practice
3:35 p.m.	Visitors Batting Practice
4:20 p.m.	Visitors Infield
4:35 p.m.	Field Preparation
4:52 p.m.	Ceremonial First Pitch
4:55 p.m.	National Anthem
5:00 p.m.	Umpires Meeting
5:02 p.m.	Oregon State Lineups/Intro
5:05 p.m.	First Pitch

5:35 p.m. First Pitch

3:10 p.m.	Oregon State Infield
3:20 p.m.	Oregon State Batting Practice
4:05 p.m.	Visitors Batting Practice
4:50 p.m.	Visitors Infield
5:05 p.m.	Field Preparation
5:22 p.m.	Ceremonial First Pitch
5:25 p.m.	National Anthem
5:30 p.m.	Umpires Meeting
5:32 p.m.	Oregon State Lineups/Intro
5:35 p.m.	First Pitch

6:05 p.m. First Pitch

3:40 p.m.	Oregon State Infield
3:50 p.m.	Oregon State Batting Practice
4:35 p.m.	Visitors Batting Practice
5:20 p.m.	Visitors Infield
5:35 p.m.	Field Preparation
5:52 p.m.	Ceremonial First Pitch
5:55 p.m.	National Anthem
6:00 p.m.	Umpires Meeting
6:02 p.m.	Oregon State Lineups/Intro
6:05 p.m.	First Pitch

2012 OREGON STATE BASEBALL

2012 OPPONENT INFORMATION

2012 Opponent Information

Team	Head Coach	Conference	2011 Rec.	2011 Conf.	Ballpark (Capacity)
Arizona	Andy Lopez	Pac-12	39-21	15-12 (4th)	Hi Corbett Field (8,665)
Arizona State	Tim Esmay	Pac-12	43-18	17-10 (T-2nd)	Packard Stadium (4,000)
Arkansas-Pine Bluff	Carlos James	SWAC	11-34	7-17 (6th West)	Torii Hunter Baseball Complex (2,500)
California	David Esquer	Pac-12	38-23	13-13 (6th)	Evans Diamond (2,500)
Connecticut	Jim Penders	Big East	45-20	22-5 (1st)	J.O. Christian Field (2,000)
Illinois	Dan Hartleb	Big Ten	30-27	15-9 (T-1st)	Illinois Field (1,500)
Kansas State	Brad Hill	Big 12	36-25	12-14 (6th)	Tointon Family Stadium (2,331)
Nevada	Gary Powers	WAC	24-31	12-12 (T-3rd)	Peccole Park (3,000)
Northern Illinois	Ed Mathey	MAC	30-27	16-11 (T-2nd West)	Ralph McKinzie Field (1,500)
Oklahoma	Sunny Galloway	Big 12	41-19	14-11 (3rd)	L. Dale Mitchell Park (2,700)
Oregon	George Horton	Pac-12	33-26	11-16 (8th)	PK Park (3,717)
Pacific	Ed Sprague	Big West	17-37	9-15 (9th)	Klein Family Field (1,500)
Portland	Chris Sperry	West Coast	23-31	11-10 (T-3rd)	Joe Etzel Field (1,500)
St. Louis	Darin Hendrickson	Atlantic 10	29-26	10-14 (10th)	The Billiken Sports Center (500)
St. Mary's	Jedd Soto	WCC	27-28	9-12 (6th)	Louis Guisto Field (1,000)
San Diego	Rich Hill	WCC	22-31	11-10 (T-3rd)	Cunningham Stadium (1,500)
Stanford	Mark Marquess	Pac-12	35-22	14-12 (5th)	Sunken Diamond (2,113)
UC Santa Barbara	Andrew Checketts	Big West	26-26	10-14 (T-6th)	Caesar Uyesaka Stadium (1,000)
UCLA	John Savage	Pac-12	35-24	18-9 (1st)	Jackie Robinson Stadium (1,250)
USC	Frank Cruz	Pac-12	25-31	13-14 (7th)	Dedeaux Field (1,800)
Washington	Lindsay Meggs	Pac-12	17-37	6-21 (10th)	Husky Ballpark (1,500)
Washington State	Donnie Marbut	Pac-12	26-28	10-17 (9th)	Bailey-Brayton Field (3,500)
West Virginia	Greg Van Zant	Big East	28-27	14-13 (T-4th)	Hawley Field (1,500)
Winthrop	Tom Riginos	Big South	27-30	15-12 (T-3rd)	Winthrop Ballpark (5,000)

2012 Sports Information Directory

Team	Contact	Office	Email	Press Box	Web Site
Arizona	Blair Willis	(520) 621-4163	bmw23@email.arizona.edu	(520) 621-4440	arizonaathletics.com
Arizona State	Randy Policar	(480) 965-6594	randy.policar@asu.edu	(480) 727-7253	thesundevils.com
Arkansas-Pine Bluff	Andrew Roberts	(870) 575-7949	robertsa@uapb.edu	N/A	uapblionsroar.com
California	Scott Ball	(510) 643-1741	sball@berkeley.edu	(510) 642-3098	calbears.com
Connecticut	Brendan Flynn	(860) 486-3531	brendan.s.flynn@uconn.edu	(860) 486-2018	uconnhuskies.com
Illinois	Ben Taylor	(217) 244-5045	bktaylor@illinois.edu	(217) 333-1227	fightingillini.com
Kansas State	Ryan Lackey	(785) 532-7708	rlackey@ksu.edu	(785) 532-5801	kstatesports.com
Nevada	Jack Kuestermayer	(775) 682-6978	jkuester@unr.edu	(775) 784-1585	nevadawolfpack.com
Northern Illinois	Matthew Scheerer	(815) 753-1708	mscheerer@niu.edu	(815) 753-8094	niuhuskies.com
Oklahoma	Craig Moran	(405) 325-6449	cmoran@ou.edu	(405) 325-8363	soonersports.com
Oregon	Andria Wenzel	(541) 346-0692	awenzel@uoregon.edu	(541) 346-6309	goducks.com
Pacific	Kevin Wilkinson	(209) 946-2479	kwilkinson1@pacific.edu	(209) 946-2722	pacifictigers.com
Portland	Adam Linnman	(503) 943-7731	linnman@up.edu	(503) 943-7253	portlandpilots.com
St. Louis	Brian Kunderman	(314) 977-3346	bkunderm@slu.edu	(314) 808-8868	slubillikens.com
St. Mary's	Matt Fontenot	(925) 631-4950	rmf3@stmarys-ca.edu	(925) 376-3906	smcgaels.com
San Diego	Chris Loucks	(619) 260-7930	cloucks@sandiego.edu	(619) 260-8829	usdtoreros.com
San Diego State	Dave Kuhn	(619) 594-5242	dkuhn@mail.sdsu.edu	(619) 594-4186	goaztecs.com
Stanford	Niall Adler	(650) 725-2959	nadler@stanford.edu	(650) 723-4629	gostanford.com
UC Santa Barbara	Matt Hurst	(805) 893-8603	matt.hurst@athletics.ucsb.edu	(805) 893-4671	ucsbgauchos.com
UCLA	Alex Timiraos	(310) 206-4008	atimiraos@athletics.ucla.edu	(310) 794-8213	uclabruins.com
USC	Jason Pommier	(213) 740-3807	pommier@usc.edu	(213) 748-3449	usctrojans.com
Washington	Jeff Bechthold	(206) 543-2230	bechthold@u.washington.edu	(206) 685-1994	gohuskies.com
Washington State	Craig Lawson	(509) 335-0265	craigl@wsu.edu	(509) 335-8291	wsucougars.com
West Virginia	Grant Dovey	(304) 293-2821	Grant.Dovey@mail.wvu.edu	(304) 293-5988	msnsportsnet.com
Winthrop	Wes Herring	(803) 323-6067	herringw@winthrop.edu	(803) 323-2155	winthrop eagles.com



The College World Series

- Oregon State has made a habit of becoming visitors to Omaha, the site of the College World Series. The Beavers made three consecutive trips to Rosenblatt Stadium from 2005-2007 and have been to the College World Series four times after their inaugural trip in 1952.
- Oregon State became just the fifth team in NCAA history to win consecutive titles when winning championships in 2006 and 2007. The Beavers were the first team in a decade to accomplish the feat and the first from the then-Pac-10 in almost 20 years.
- Oregon State is just the fifth team currently in the Pac-12 to reach the College World Series in three consecutive seasons.
- The Beavers became just the sixth Pac-10 club to win the World Series by sweeping its entire way through Omaha. Oregon State went 5-0 in 2007, and trailed just one inning throughout the team's play in Omaha.
- A total of 26,887 fans came out to watch Oregon State's title-clinching 11-4 win over North Carolina in 2007. That total is the single-largest crowd to watch a championship series game in College World Series history. That series' championship game drew 25,012, the largest final game ever at Rosenblatt Stadium.
- In Oregon State's two championship seasons, the Beavers had 11 players named to the College World Series All-Tournament Team. That tied a Pac-10 record for most players over a two-year span.

Coaching Success

- Current head coach Pat Casey is one of many of Oregon State's successful head coaches. Casey is in his 18th season as head coach of the Beavers and enters the season with 578 victories, which places him second in Oregon State history.
- Jack Riley, Casey's predecessor at Oregon State, holds the school's record with 613 victories over a 22-year span. He won five titles with the Beavers during his tenure and posted 274 victories in Pac-10 play for a .731 winning

percentage.

- Ralph Coleman spent 35 seasons in the Oregon State dugout through three different coaching stints. Until Riley overtook him, Coleman was the program's leader with 561 victories, including 279 against Pac-10 clubs. He won 10 conference titles during his 35-year tenure. Coleman still holds the school's record for career winning percentage at .640.
- All three historical coaches for the Beavers are ranked in the top 20 in Pac-12 coaching history. Casey is 16th all-time in victories, while Coleman is 17th and Riley is 12th.
- After winning two straight titles, Casey was recognized nationally. In 2006 and 2007, he won National Coach of the Year honors by various organizations.
- Coaching success doesn't just rest upon Oregon State head coaches. Three former Oregon State assistant coaches were named head coaches at their respective universities in 2008. Dan Spencer took over head coaching duties at Texas Tech while Gary Henderson was named the head coach at Kentucky. Donny Harrell was named the head coach at Seattle, which started play at the D-I level in 2010.
- Oregon State has three fine assistant coaches who will be in the dugout this season. Marty Lees enters his 11th year with the Beavers, now as associate head coach, and has made the Beavers into one of the nation's best defensive teams. Oregon State has finished in the top 20 nationally in fielding percentage in four of the last six seasons.
- Pat Bailey is in his fifth season as an Oregon State assistant. He has also tasted a national title after leading nearby George Fox to a Division III title in 2004.
- Pitching coach Nate Yeskie is in his fourth season with the Beavers. Oregon State's team ERA dropped nearly a run and a half in Yeskie's first season with OSU. He also mentored Sam Gaviglio to multiple Freshman All-America honors in 2009, as well as Matt Boyd in 2010. Gaviglio became his first overall All-American at the conclusion of the 2011 season.

Beavers In The Draft

- Oregon State has seen 37 players drafted over the past five seasons.
- In 2006, the Beavers had nine players chosen by Major League clubs, a single-year record.
- In 2007, Oregon State accomplished another first. Eddie Kunz and Mitch Canham were both selected in the first round, marking the first time two Beavers went in the draft's initial round in the same season.
- Under head coach Pat Casey, 31 players have been selected in the draft's top nine rounds. Of those 31 selections, 30 signed professional contracts and 18 are still playing with an affiliated organization at the conclusion of the 2010 season.
- Six different Beavers have been selected in the first round of the draft, including Steve Lyons in 1981, Mike Thurman in 1994 and Jacoby Ellsbury in 2005. Lyons had a long Major League career, seeing time for four Major League organizations in nine seasons. Thurman played six seasons for Montreal and the New York Yankees and Ellsbury completed his first full MLB season in 2008.

Professional Beavers

- In 2012, six different former Oregon State players saw time with Major League clubs. Overall, the Beavers have had 25 players play at the game's highest level. And with 37 MLB selections the past five seasons, Oregon State is expecting to see more Major League debuts the next few seasons.
- Jacoby Ellsbury became Oregon State's first alum to win a World Series when he and the Boston Red Sox swept Colorado in 2007. Ellsbury, a rookie that season, batted .438 with four doubles and a stolen base in the series. Ellsbury recently set Boston's single-season stolen base record with 70 in 2009.
- Brian Barden was named the National League's Rookie of the Month for April of 2009. He was joined as NL Rookies of the Month when Darwin Barney (Chicago Cubs) was given the honor in April of 2011.



The Beavers celebrated their second consecutive national title in 2007



Jacoby Ellsbury became Oregon State's first World Series winner in 2007

- Barden became Oregon State's first Olympian in 2008 and helped guide Team USA to a bronze medal the Beijing Olympics. Barden had made his Major League debut with Arizona in 2007 and has also seen action with the St. Louis Cardinals in 2007 and 2008.

- Ken Forsch is widely considered to be Oregon State's most successful professional player, seeing 16 seasons with the Houston Astros and California Angels from 1970 to 1986. In 1982, he won a career-high 13 games and finished with 114 for his career.

- Twenty-nine Beavers played for an affiliated organization in 2010.

All-Americans

- Oregon State has a proud history of having players recognized nationally with All-American honors. Twenty different Beavers have earned All-American honors.

- Of those 20 players, four have earned All-American status in two different seasons. Those players are Jay Dean in 1954 and 1955, Cecil Ira in 1962 and 1963 and Dallas Buck and Jonah Nickerson in 2005 and 2006.

- Oregon State has seen a spike in All-Americans since Pat Casey took the helm in 1995. Under Casey, the Beavers have had 10 All-Americans, most recently with Sam Gaviglio, who was honored at the conclusion of the 2011 season.


Oregon State And Team USA

- Oregon State has begun a new tradition. Over the last six seasons, the Beavers have had their first Olympian and five other players who have been named to the Team USA National Team.

- In 2008, Brian Barden played in eight of Team USA's nine games in Beijing as the Red, White and Blue took home the bronze medal.

- In 2005, teammates Kevin Gunderson and Jonah Nickerson became the first Beavers to play for the USA National Team.

- Darwin Barney became the third Beaver to play for Team USA in 2006.



Kevin Gunderson was an All-American in 2006

- In 2008, Kevin Rhoderick became the fourth Oregon State player to earn a spot on the national team.

- Matt Boyd is the most recent Team USA player when he competed for the Collegiate National Team in 2011.

One Of The Nation's Finest Ballparks

- That can certainly be the title bestowed upon Goss Stadium at Coleman Field as the venerable facility underwent an expansion during the 2008 season.

- Oregon State has played on its home site since 1907, the program's first year. And in 2009, Goss Stadium was expanded to its current state.

- The ballpark now has 2,798 permanent seats and capacity can reach nearly 3,300 when temporary outfield seating is installed.

- Oregon State played 30 home games in 2011 and set a program record in attendance, totaling 68,558 fans. That was an average of 2,285, also a school record.

- New features to the ballpark include the Omaha Room, a club level down the right field line, and a new player's lounge adjacent to the third base dugout. The Beavers also installed a Hall of Fame Room and Academic Room, both of which are located underneath the club level.

- Oregon State is one of just a few Pac-12 teams to have a videoboard and the Beavers were the first to install one, doing so in 2007.

On The Road

- Oregon State regularly plays to a big fan base wherever it travels. That was never more evident when Oregon State and Oregon set a Pacific-10 Conference record with a crowd of 15,540 during the Civil War at PGE Park in 2009. The third game of the series subsequently drew 13,709, for a total of 29,249 over the two games.

- Last year, away from Goss Stadium, the Beavers played in crowds that averaged 1,664. All told, OSU finished 2011 with a total attendance of 115,174.

Media Exposure

- Oregon State is one of the most media friendly teams in the nation and is regularly covered by a number of newspapers, television stations and radio stations.

- Oregon State has been the center of features by *Baseball America*, *USA Today*, *Collegiate Baseball* and many other national publications over the last few years.

- Oregon State regularly plays in front of television audiences on ROOT SPORTS (formerly FSN Northwest) and ESPN. Oregon State has appeared on TV or national streaming video 20 times the last two seasons.

- The Beavers enjoy one of the best radio packages on the West Coast. Every game this sea-



Darwin Barney played for Team USA in 2006

son is scheduled to air live on the Beaver Sports Network and online on Beaver Nation Online.

- In 2008, the Beavers, through the Pac-10, appeared on XM Radio three times during the season to reach a national audience.

The Pac-12 Conference

- Oregon State calls the Pac-12 Conference home and has so at various points since the 1916 season. The Beavers joined the conference for good in 1946.

- The Pac-12 is called the "Conference of Champions" for a reason. Arguably the nation's top collegiate baseball conference, it holds the national record with 26 national titles. That is 16 titles more than the second-place conference, the Big 12, which last won a title in 2005.

- At least one Pac-12 Conference team has appeared in the national title game or series in seven of the last 14 seasons.

- There have been 62 College World Series tournaments and Pac-12 clubs have finished first or second 41 times.

- At least one Pac-12 team has advanced to the College World Series in every season dating back to 1997.

- Pac-12 clubs have won 237 games all-time at the College World Series. The Pac-12 is the only conference to have won more than 170 games at the World Series.

- Six of the Pac-12's 11 current baseball teams have won at least two national titles. USC leads the nation with 12, although the Trojans have not been national champions since the 1998 season.

2012 OREGON STATE BASEBALL

GOSS STADIUM AT COLEMAN FIELD



GOSS STADIUM AT COLEMAN FIELD

One Of The Nation's Finest Ballparks

The Oregon State baseball team hosted its fourth NCAA Regional in 2011 at venerable Goss Stadium at Coleman Field, and the support the club receives at its home diamond helped the Beavers to an NCAA Super Regional appearance.

Nearly 69,000 fans attended games at Goss Stadium in 2011, an average of 2,285 per, setting school records for a single season. Oregon State went 23-7 at home in 2011, just the fifth time in program history the Beavers won 20 or more; the 23 is good for third in school history.

Goss, which has stood on the Oregon State campus since 1907, is now the oldest continuous ballpark in the nation. The Beavers have played at the site of Goss Stadium since the program began play more than 100 years ago.

The stadium itself has undergone numerous changes - including numerous renovations and expansions - but the playing field itself has stood in place since day one.

And just like day one, Goss, formerly known just as Coleman Field, has hosted games in front of one of the best fanbases in the nation.

In 2009, the Beavers played in a newly expanded Goss Stadium that brought capacity to nearly 3,300. And it paid off as a then-record average 2,218 fans saw the Beavers play 22 home games.

A project spearheaded by head coach Pat Casey expanded the stadium prior to the 2009 season gave the ballpark a facelift. Nearly 1,000 seats were added down the left and right field lines, enabling more Oregon State fans to witness one of the top programs in the nation.

The seating addition is far from the only change fans saw beginning last season. A stadium suite, called the Omaha Room, now looms over right field with seating for approximately 70. Modeled after the club level

at football's Reser Stadium, it can also be used for team banquets and other various events.

Underneath the Omaha Room are two new rooms -- an academic room and a Hall of Fame room. The academic room and Hall of Fame area are utilized to celebrate the fine history at Oregon State and to allow its current student-athletes the chance to excel in the classroom.

Last, but certainly not least, is a new player's lounge located underneath the left field stands that gives Oregon State players the chance to relax before games and unwind afterwards.

The expansion completed a string of stadium upgrades as a video board located in right field was installed prior to the 2007 season. The board was the first of its kind in the Pacific-10 Conference and allows fans to watch replays and enjoy capabilities rivaled by Major League stadiums.

Attendance has spiked at the campus park. The Beavers saw an average of 1,899 per home game in 2008, including a mark of nearly 2,200 over the last 14 games of the season. In 2007, Oregon State fans went through the turnstiles at then-record rates. Oregon State averaged 2,005 fans per game at Goss in 2007, up from 1,642 in 2006 -- the Beavers' first NCAA title season. In 2005, the same season as OSU's first trip to Omaha since 1952, the Beavers averaged 1,484 fans.

In fact, in each of the four seasons Oregon State has hosted a regional or super regional, each game, totaling 16 in all, surpassed the 2,000 mark in attendance. Also, the Beavers saw crowds of 3,000 or better in eight of those 16 games.

Oregon State rode that wave of support to an incredible home-field advantage. OSU went 23-7 at home last season and over the past six seasons, the Beavers are 145-44 (.767) at home, keeping in line with the

2012 OREGON STATE BASEBALL

GOSS STADIUM AT COLEMAN FIELD



team's all-time winning ways. In 103 years at what is now Goss Stadium -- and 101 seasons -- OSU is 1,065-457-1 at home, posting an impressive .699 winning percentage.

Pat Casey, now in his 18th season at Oregon State, has utilized Goss Stadium, taking the fans' passions and his team's talents and turning them into wins. In 17 years, Casey's clubs have posted a 282-120 (.701) mark at home. In 2005, Oregon State set a program record with 26 home wins. A year later, the Beavers set the record again, finishing with 27 wins at venerable Goss Stadium.

and one of the oldest college fields in the country.

When Goss Stadium was added to Coleman Field in 1999, OSU owned not only one of the most historic home ballparks in the country but one of the finest, as well.

Over the past nine decades, the campus has grown around Goss Stadium at Coleman Field, making it one of the most picturesque settings in college baseball. The ballpark is a short walk down Waldo Place from the Memorial Union and OSU's central campus area, making it easy for students to stop by a game between classes.

Opened	1907
Renovated.....	1999
	2009
Capacity	3,248

OSU Record	1,065-457-1
	.699
Longest Win Streak.....	24 games
	1951-52

First Game.....	April 12, 1907
	Salem High 4, Oregon State 0
First Night Game.....	April 26, 2002
	Oregon State 3, Stanford 1

Dimensions.....	8 ft. fences
	14 ft. in left field
	330-365-400-365-330

Casey, just one of four coaches in the past 60 years at Oregon State, has seen two of the most significant stages of Goss Stadium. Previous to the 2009 expansion, in 1999, the park, then known just as Coleman Field, saw a major renovation. That renovation brought improved seating areas, a new press box and improved locker rooms and dugouts.

Nine years later, and with the completion of the new seating areas, Casey and Oregon State fans unveiled a ballpark he had strived for since coming to Corvallis prior to the 1995 season.

Over the past decade, Goss Stadium has seen other improvements. In the spring of 2002, lights were added to the ballpark, making night games a possibility. And prior to the 2007 season, a new scoreboard with video replay capabilities went up in right-center field. During that same period, the Beavers got a new playing surface in the infield as FieldTurf was installed. The outfield remains natural grass.

The stadium's videoboard is the first of its kind in the Pacific-10 (now Pac-12) Conference. Located in right center field, it is a welcome addition to the historic ballpark. Fans have the opportunity to watch replays, catch game highlights from past Oregon State victories and keep abreast of play in other conference games. As one of the few teams in the nation with a videoboard, the Beavers have the ability to provide a true gameday experience.

Goss Stadium at Coleman Field has an interesting history, to say the least.

When Oregon State began fielding a varsity baseball team in 1907, the school laid out a diamond on a lot just south of the main campus. A century later, that same site still serves as the home of the Beavers, making Goss Stadium at Coleman Field the oldest diamond in the Pacific-10 Conference

The field is named for former Oregon State player and coach Ralph Coleman, who guided the Beavers for 35 seasons from 1923-66. The stadium is named for John and Eline Goss, whose major lead gift to the \$2.3-million fundraising effort made the project possible.

John Goss was an Oregon State track and field letterman in the 1930s. The naming of the stadium is also a memorial to his older brother, James Goss, an Oregon State graduate.

John and Elaine Goss made additional contributions to OSU toward endowed scholarships for student/athletes and other top academic students, including graduates of Portland's Grant High and members of the Beta Theta Pi fraternity.

Over the 2005 and 2006 seasons, when Oregon State won back-to-back Pacific-10 championships, advanced to the College World Series and won the 2006 national title, the Beavers went 53-9 at home. In both those seasons, OSU won both the NCAA Regionals and Super Regionals in its own ballpark, giving national cable television audiences a look at the Beavers' diamond.

The park is symmetrical, measuring 330 feet down the foul lines, 365 to the power alleys and 400 to center. The fence is 14 feet high from left field to left-center, then eight feet high from left-center to right field.

The concrete, steel and brick structure has a press box, a lobby/concession area, restrooms, locker rooms, dugouts and storage areas. The stadium was designed to complement the architecture of the surrounding campus, and to evoke the aura of baseball's historic parks.

The first game after the addition of Goss Stadium to Coleman Field was on March 12, 1999, when defending national champion Southern California

2012 OREGON STATE BASEBALL

GOSS STADIUM AT COLEMAN FIELD

Goss Stadium Year-By-Year

Season-By-Season Records

Year	W-L	Year	W-L
1907	3-1	1961	13-2
1908	5-2	1962	13-2
1909	4-3	1963	12-4
1910	6-4-1	1964	10-4
1911	5-2	1965	6-8
1912	5-4	1966	8-7
1913	4-6	1967	15-3
1914	6-5	1968	13-3
1915	7-3	1969	7-9
1916	5-0	1970	5-5
1917	World War I	1971	9-5
1918	2-3	1972	6-10
1919	4-3	1973	10-6
1920	9-2	1974	8-5
1921	9-4	1975	10-4
1922	7-4	1976	18-1
1923	6-4	1977	13-3
1924	12-3	1978	9-7
1925	6-0	1979	10-4
1926	5-4	1980	18-3
1927	9-1	1981	11-3
1928	4-4	1982	15-2
1929	7-5	1983	14-3
1930	9-4	1984	8-6
1931	5-5	1985	14-5
1932	4-6	1986	14-1
1933	8-3	1987	13-4
1934	8-8	1988	14-5
1935	10-6	1989	12-5
1936	4-12	1990	15-4
1937	4-7	1991	14-3
1938	14-1	1992	10-10
1939	12-4	1993	15-3
1940	12-3	1994	16-4
1941	10-4	1995	15-5
1942	9-2	1996	13-3
1943	8-3	1997	16-4
1944	World War II	1998	20-4
1945	World War II	1999	6-9
1946	9-6	2000	13-10
1947	12-5	2001	18-7
1948	3-2	2002	18-9
1949	9-2	2003	9-12
1950	6-5	2004	9-11
1951	18-0	2005	26-5
1952	19-5	2006	27-4
1953	5-5	2007	17-7
1954	7-3	2008	14-7
1955	8-1	2009	17-5
1956	8-7	2010	21-11
1957	10-5	2011	23-7
1958	9-6	Totals	1,065-457-1
1959	13-2		.699
1960	10-0		

Most Wins, Single-Season.....27 (2006)
Most Losses, Single-Season..... 12 (1936, 2003)

Goss Stadium Firsts

Post 1999 Renovation

GameUSC 5, Oregon State 2 (3/12/99)
Pitch..... Mark Newell, Oregon State
Batter..... Seth Davidson, USC
Putout.....Troy Schader, Oregon State
Save.....Justin Lehr, USC
Hit..... Eric Munson, USC (1st inning single)
OSU Hit..... Corrie Willkie (1st inning double)
Home Run Davidson, USC (7th inning two-run)
OSU Home Run Bryan Ingram (8th inning solo)
Win Barry Zito, USC
OSU Win Mark Newell
3/17/99 vs. Portland

topped the Beavers 5-2. The stadium was dedicated on April 17, 1999 as OSU beat California 11-5 before a crowd of 1,246 and a national cable television audience.

The ballpark saw its first night game on April 26, 2002, as the Beavers beat fourth-ranked Stanford 3-1. A set of lights meeting professional Class Triple-A standards was installed that spring thanks to the generosity of longtime OSU boosters Bert and Shirley Babb.

Goss Stadium at Coleman Field has batting cages behind the left-field fence. When conditions call for indoor practice, the Beavers head for OSU's Truax Indoor Practice Facility, which opened in August, 2001.

The addition of Goss Stadium to Coleman Field ended years of speculation over whether the Beavers would be able to remain playing baseball at their longtime home.

As Oregon State expanded, land near the center of campus became scarce and the school's master plan called for the site to eventually be turned over to academic uses.

In 1961, The Oregonian newspaper noted: "In the not-too-distant future, Oregon State baseball hopefuls won't have railroad tracks as a long-distance batting target. Coleman Field will eventually hold no basepaths, only buildings in this era of construction for higher education. Already one classroom building for this site is beyond the drawing board stage."

For over 30 years, that possibility prevented any major improvements to Coleman Field. Long-term plans for the OSU campus called for moving the baseball field southeast of the intersection of Western Boulevard and 26th Street.

In 1996, the baseball program explored building a press box and storage/concession building at Coleman Field. The possibility of building a stadium was also looked into, and that gradually became the goal of the baseball program and many Beaver boosters.

The generous donation from the Goss family was the key to a private fundraising effort in the late 1990s. The ballpark's name would be amended to Goss Stadium at Coleman Field in their honor in 1999.



DID YOU KNOW?

Oregon State's Postseason Games At Goss Stadium

Year	Opponent	Result	Year	Opponent	Result
1952	* Fresno State	W, 2-1	2007	** Michigan	W, 1-0
1952	* Fresno State	W, 8-4	2007	** Michigan	W, 8-2
1963	* USC	L, 5-6	2011	* UALR	W, 7-4
1963	* USC	W, 8-6	2011	* Creighton	W, 5-1
1963	* USC	L, 5-7	2011	* Georgia	W, 6-4
2005	* Ohio State	W, 4-3			
2005	* St. John's	W, 11-1			
2005	* St. John's	W, 19-3			
2005	** USC	W, 10-4			
2005	** USC	L, 8-9			
2005	** USC	W, 10-8			
2006	* Wright State	W, 5-3			
2006	* Kansas	W, 11-3			
2006	* Hawai'i	W, 12-3			
2006	** Stanford	W, 4-3			
2006	** Stanford	W, 15-0			

* Indicates Regional game

** Indicates Super Regional game

Oregon State Postseason Results At Goss At A Glance

Overall: 18-3 (.857)

Regional Overall: 12-2 (.857)

Super Regional Overall: 6-1 (.857)

2012 OREGON STATE BASEBALL

GOSS STADIUM AT COLEMAN FIELD

Goss Stadium Facts And Figures

Stadium superlatives since the ballpark was renovated in 1999

Superlatives

Miscellaneous

Most Games Won, Season	27 (2006)
Longest Winning Streak, Season	12 games (2006)
Longest Losing Streak, Season	7 games (1999)
Highest Attendance, Season	68,558 (2011)
Highest Average Attendance, Season	2,285 (2011)
Longest Game, Time	6:23, vs. UCLA [16 inn.] (4/10/10)
Shortest Game, Time (9 inn.)	2:02, vs. UCLA (3/31/00)
Longest Game, Innings	16, vs. UCLA (4/10/10)

Batting

Most Runs, Season	244 (2006)
Most Runs, Game, Combined	40, vs. Washington (5/1/04)
Most Runs, Game, OSU	21, vs. Hawai'i-Hilo (4/14/02)
Most Runs, Game, Opponent	26, vs. Washington (5/1/04)
Most Hits, Season	329 (2005)
Most Hits, Game, Combined	41, vs. Washington (5/1/04)
Most Hits, Game, OSU	22, vs. St. John's, (6/5/05)
Most Hits, Game, Opponent	24, vs. Washington (5/1/04)
Most Doubles, Season	70 (2010)
Most Doubles, Game, Combined	9-4x, last vs. UCLA (4/10/10)
Most Doubles, Game, OSU	8, vs. Hartford (3/5/11)
Most Doubles, Game, Opponent	7, vs. Stanford (4/28/02)
Most Triples, Season	13 (2002)
Most Triples, Game, Combined	4, vs. Portland (4/6/10)
Most Triples, Game, OSU	3-2x, last vs. Portland (4/6/10)
Most Triples, Game, Opponent	2-3x, last vs. Arizona (5/28/10)
Most Home Runs, Season	30 (2002)
Most Home Runs, Game, Combined	9, vs. California (3/30/03)
Most Home Runs, Game, OSU	7, vs. Washington (3/7/01)
Most Home Runs, Game, Opponent	5-4x, last vs. Stanford (4/14/04)
Most Stolen Bases, Season	54 (2005)
Most Stolen Bases, Game, Combined	8-2x, last: vs. Hartford (3/6/11)
Most Stolen Bases, Game, OSU	8, vs. Hartford (3/6/11)
Most Stolen Bases, Game, Opponent	5, vs. Arizona State (5/12/03)
Most Walks, Season	165 (2006)
Most Walks, Game, Combined	17-2x, last vs. Pepperdine (3/21/08)
Most Walks, Game, OSU	12-3x, last vs. Pacific (5/23/08)
Most Walks, Game, Opponent	10-2x, last vs. Pepperdine (3/21/08)

Pitching

Most Shutouts, Season	5 (2006)
Most Saves, Season	11 (2005, 2006)
Fewest Hits Allowed, Season	155 (2009)
Fewest Runs Allowed, Season	74 (2007)
Most Strikeouts, Season	250 (2010)
Most Strikeouts, Game, Combined	32, vs. UCLA (4/10/10)
Most Strikeouts, Game, OSU	16, vs. Arizona (5/29/10)
Most Strikeouts, Game, Opponent	18-2x, last vs. UCLA (4/10/10)

Fielding

Most Errors, Season	39 (2001)
Fewest Errors, Season	13 (2007)
Most Errors, Game, Combined	13, vs. Portland (4/25/06)
Most Errors, Game, OSU	9, vs. Portland (4/25/06)
Most Errors, Game, Opponent	8, vs. USC (6/11/05)
Most Double Plays, Season	31 (2005)
Most Double Plays, Game, OSU	4, vs. Gonzaga (3/13/04)
Most Double Plays, Game, Opponent	4-2x, last: vs. Oregon (5/3/11)

Oregon State Individual Game

Most Runs Scored	4-8x, last by Bill Rowe vs. Stanford (6/11/06)
Most Hits	5-4x, last by Tyler Graham vs. Stanford (6/11/06)
Most Doubles	3-4x, last by Cole Gillespie vs. Kansas (6/3/06)
Most Triples	2, Adalberto Santos vs. Portland (4/6/10)
Most Home Runs	2-10x, last by Adalberto Santos vs. Arizona (5/28/10)
Most Stolen Bases	3, Eric Stark vs. Portland (4/25/00)
Most Walks	4-4x, last by Ryan Ortiz vs. Arizona State (5/2/09)
Most Strikeouts Thrown	14, by Thad Johnson vs. California (4/6/01)
Most Runs Allowed	10-2x, last by Ben Rowe vs. Arizona (3/28/02)
Most Errors	3-2x, last by Darwin Barney vs. Arizona State (5/20/07)

Top Attendance Marks

Date	Opponent	Crowd
1. 6/10/07	Michigan ^^	3,284
2. 6/11/06	Stanford ^^	3,194
3. 6/11/07	Michigan ^^	3,178
4. 6/10/06	Stanford ^^	3,173
5. 5/1/09	Arizona State	3,129
6. 4/11/09	USC	3,119
7. 6/4/11	Creighton ^	3,103
8. 5/16/09	Washington State	3,073
9. 6/12/05	USC ^^	3,068
10. 5/8/10	Oregon	3,059
6/11/05	USC ^^	3,059
12. 4/23/11	Washington State	3,041
13. 6/5/11	Georgia ^	3,032
14. 4/5/09	California	3,023
15. 5/21/11	USC	3,013

^ indicates NCAA Regional game

^^ indicates NCAA Super Regional game

Average Attendance

	Year	Dates	Total	Average
1.	2011	30	68,558	2,285
2.	2009	22	48,805	2,218
3.	2010	31	64,792	2,090
4.	2007	23	46,127	2,005
5.	2008	21	39,898	1,899
6.	2006	30	49,285	1,642
7.	2005	28	41,577	1,484
8.	2004	19	21,707	1,142
9.	2002	26	20,791	799
10.	1999	15	10,085	672
11.	2003	19	12,691	667
12.	2000	22	13,457	611
13.	2001	24	13,050	543
Totals		310	450,823	1,454

Home Runs By Year

Year	GP	OSU	Opp.	Total
1999	15	21	33	54
2000	23	26	25	51
2001	25	28	12	40
2002	27	30	25	55
2003	21	22	22	44
2004	20	23	32	55
2005	31	24	15	39
2006	31	17	14	31
2007	24	17	17	34
2008	21	12	15	27
2009	22	12	11	23
2010	32	29	12	41
2011	30	16	11	27
Totals	322	277	244	521

2012 OREGON STATE BASEBALL

2012 ROSTER

Coaches And Support Staff

5	Pat Casey.....	Head Coach (18th year)
7	Marty Lees.....	Associate Head Coach (11th year)
27	Pat Bailey.....	Assistant Coach (5th year)
21	Nate Yeskie.....	Assistant Coach (4th year)
34	Ryan Gipson.....	Undergraduate Assistant Coach (2nd year)
42	Andy Jenkins.....	Undergraduate Assistant Coach (1st year)
43	Jared Norris.....	Undergraduate Assistant Coach (1st year)

Ron Northcutt.....	Director of Operations
Josh Therrien.....	Athletic Trainer
Tim Rabas.....	Strength & Conditioning Coach
Ryley Croghan.....	Manager
Peyton Gastellum.....	Manager
Kurt Lupinski.....	Manager
Patrick McLoughlin.....	Manager
Michael Miller.....	Manager
Brian Richardson.....	Manager

No.	Pitchers (17)	Pos.	B/T	Yr.	Ht.	Wt.	Hometown	Previous School
20	Baylis, Cole	RHP	R/R	So.	6'8"	214	Los Altos, Calif.	St. Francis
31	Boyd, Matt	LHP	L/L	Jr.	6'3"	215	Mercer Island, Wash.	Eastside Catholic
22	Brocker, Cole	RHP	R/R	Jr.	6'4"	215	Appleton, Wis.	Kimberly/Sacramento City College
36	Bryant, Tony	RHP	R/R	Jr.	6'8"	220	Kennewick, Wash.	Kennewick
41	Child, Dan	RHP	R/R	So.	6'5"	225	Rocklin, Calif.	Jesuit
10	Davis, Dylan	RHP/OF	R/R	Fr.	6'0"	200	Redmond, Wash.	Redmond
23	Duke, Adam	RHP	R/R	So.	6'2"	185	Spanish Fork, Utah	Spanish Fork
18	Fielding, Matt	LHP	R/L	RFr.	5'9"	170	Rocklin, Calif.	Rocklin
11	Fry, Jace	LHP	L/L	Fr.	6'1"	195	Beaverton, Ore.	Southridge
19	McCall, Michael	RHP	R/R	Fr.	6'2"	173	Gig Harbor, Wash.	Gig Harbor
38	Reser, Zack	LHP	L/L	RFr.	6'2"	205	Beaverton, Ore.	Westview
37	Rodriguez, Carlos	LHP	L/L	Fr.	6'2"	198	Kapolei, Hawaii	Iolani School
24	Schultz, Scott	RHP	R/R	So.	6'3"	195	Gig Harbor, Wash.	Gig Harbor
26	Starr, Taylor	RHP	R/R	RSr.	6'2"	210	Longview, Wash.	Kelso
29	Tripp, Mitchell	RHP	R/R	Fr.	6'1"	195	Bellingham, Wash.	Meridian
28	Wetzler, Ben	LHP	L/L	So.	6'1"	200	Clackamas, Ore.	Clackamas
32	Wilkerson, Riley	RHP	R/R	Fr.	6'4"	182	West Linn, Ore.	West Linn

No.	Catchers (2)	Pos.	B/T	Yr.	Ht.	Wt.	Hometown	Previous School
6	Esposito, Nate	C/IF	R/R	Fr.	5'11"	180	Granite Bay, Calif.	Granite Bay
16	Gorton, Ryan	C	R/R	Sr.	6'2"	213	Tigard, Ore.	Tigard

No.	Infielders (6)	Pos.	B/T	Yr.	Ht.	Wt.	Hometown	Previous School
2	Dunn, Ryan	IF	R/R	Sr.	5'11"	185	Bend, Ore.	Esperanza/Orange Coast College
9	Hayes, Danny	IF	L/R	Jr.	6'5"	205	Rancho Murieta, Calif.	Jesuit
3	Keyes, Kevin	IF	S/R	So.	5'11"	185	Sandy, Utah	Alta
13	Rodriguez, Jake	IF/C	R/R	So.	5'9"	195	Elk Grove, Calif.	Elk Grove
1	Smith, Tyler	IF	R/R	Jr.	6'0"	191	Thousand Oaks, Calif.	Thousand Oaks
4	Tommasini, John	IF	S/R	Sr.	5'8"	171	Tenmile, Ore.	Roseburg

No.	Outfielders (11)	Pos.	B/T	Yr.	Ht.	Wt.	Hometown	Previous School
33	Barnes, Ryan	OF/IF	R/R	Jr.	6'0"	190	West Linn, Ore.	West Linn
8	Conforto, Michael	OF/IF	L/R	Fr.	6'1"	211	Woodinville, Wash.	Redmond
39	Dettman, Ryan	OF	L/R	Jr.	6'0"	175	Fair Oaks, Calif.	Del Campo/American River College
25	Dunatov, Jordan	OF	R/R	Fr.	6'6"	196	Scottsdale, Ariz.	Horizon
46	Ellsbury, Spencer	OF	R/R	RFr.	6'0"	170	Madras, Ore.	Madras
40	Gordon, Max	OF	L/L	Jr.	5'8"	170	Ashland, Ore.	Ashland/Sierra College
30	Howell, Ryan	OF	R/R	Fr.	6'0"	190	Brentwood, Calif.	Heritage
15	Manjarrez, Spencer	OF	R/R	Fr.	6'1"	196	Gig Harbor, Wash.	Gig Harbor
35	Matthews, Joey	OF	R/R	Jr.	5'10"	185	Vacaville, Calif.	Vacaville/Sacramento City College
17	Montgomery, Sam	OF	R/R	RJr.	5'11"	185	Fremont, Calif.	Bellarmine/Sierra College
12	Rulli, Nick	OF	R/R	So.	6'1"	185	Lake Oswego, Ore.	Lake Oswego/San Joaquin Delta College

Pronunciation Guide

Michael **Conforto** Con-fort-o
Marty **Lees** LEEZ
Kevin **Keyes** Kie-z

Spencer **Manjarrez** Man-JAR-ez
Zack **Reser** Ree-Sir
Nick **Rulli** Roo-lee
Josh **Therrien** Their-EE-en

Nate **Yeskie** Yes-KEY

2012 OREGON STATE BASEBALL

2012 ROSTER BREAKDOWN

2011 Numerical Roster

No.	Name	Pos.
1	Tyler Smith	IF
2	Ryan Dunn	IF
3	Kavin Keyes	IF
4	John Tommasini	IF
5	Pat Casey	HC
6	Nate Esposito	C
7	Marty Lees	AHC
8	Michael Conforto	OF
9	Danny Hayes	IF
10	Dylan Davis	OF
11	Jace Fry	LHP
12	Nick Rulli	OF
13	Jake Rodriguez	IF
15	Spencer Manjarrez	OF
16	Ryan Gorton	C
17	Sam Montgomery	OF
18	Matt Fielding	LHP
19	Michael McCall	RHP
20	Cole Baylis	RHP
21	Nate Yeskie	Asst.
22	Cole Bocker	RHP
23	Adam Duke	RHP
24	Scott Schultz	RHP
25	Jordan Dunatov	OF
26	Taylor Starr	RHP
27	Pat Bailey	Asst.
28	Ben Wetzler	LHP
29	Mitchell Tripp	RHP
30	Ryan Howell	OF
31	Matt Boyd	LHP
32	Riley Wilkerson	RHP
33	Ryan Barnes	OF
34	Ryan Gipson	Asst.
35	Joey Matthews	OF
36	Tony Bryant	RHP
37	Carlos Rodriguez	LHP
38	Zack Reser	LHP
39	Ryan Dettman	OF
40	Max Gordon	OF
41	Dan Child	RHP
42	Andy Jenkins	Asst.
43	Jared Norris	Asst.
46	Spencer Ellsbury	OF

2012 Roster Breakdown

By State/Country/Hometown

Arizona	1
Scottsdale	Jordan Dunatov
California	11
Brentwood	Ryan Howell
Elk Grove	Jake Rodriguez
Fair Oaks	Ryan Dettman
Fremont	Sam Montgomery
Granite Bay	Nate Esposito
Los Altos	Cole Baylis
Rancho Murieta	Danny Hayes
Rocklin	Dan Child
	Matt Fielding
Thousand Oaks	Tyler Smith
Vacaville	Joey Matthews
Hawaii	1
Kapolei	Carlos Rodriguez
Oregon	10
Ashland	Max Gordon
Beaverton	Jace Fry
	Zack Reser
Bend	Ryan Dunn
Clackamas	Ben Wetzler
Lake Oswego	Nick Rulli
Madras	Spencer Ellsbury
Tenmile	John Tommasini
Tigard	Ryan Gorton
West Linn	Ryan Barnes
	Riley Wilkerson
Utah	2
Sandy	Kavin Keyes
Spanish Fork	Adam Duke
Washington	9
Bellingham	Mitchell Tripp
Gig Harbor	Scott Schultz
	Spencer Manjarrez
	Michael McCall
Kelso	Taylor Starr
Kennewick	Tony Bryant
Mercer Island	Matt Boyd
Redmond	Dylan Davis
Woodinville	Michael Conforto
Wisconsin	1
Appleton	Cole Bocker

By Experience

Three Letters	2
Ryan Gorton	Catcher
John Tommasini	Infielder
Two Letters	4
Ryan Barnes	Outfielder
Matt Boyd	Pitcher
Tony Bryant	Pitcher
Danny Hayes	Infielder
Tyler Smith	Infielder
Taylor Starr	Pitcher
One Letter	9
Cole Baylis	Pitcher
Dan Child	Pitcher
Adam Duke	Pitcher
Ryan Dunn	Infielder
Max Gordon	Outfielder
Kavin Keyes	Infielder
Jake Rodriguez	Infielder
Scott Schultz	Pitcher
Ben Wetzler	Pitcher
Transfer	3
Cole Bocker	Pitcher
Ryan Dettman	Outfielder
Joey Matthews	Outfielder
Redshirt	5
Spencer Ellsbury	Outfielder
Matt Fielding	Pitcher
Sam Montgomery	Outfielder
Zack Reser	Pitcher
Nick Rulli	Outfielder
High School	11
Michael Conforto	Outfielder
Dylan Davis	Outfielder
Jordan Dunatov	Outfielder
Nate Esposito	Catcher
Jace Fry	Pitcher
Ryan Howell	Outfielder
Spencer Manjarrez	Outfielder
Michael McCall	Pitcher
Carlos Rodriguez	Pitcher
Mitchell Tripp	Pitcher
Riley Wilkerson	Pitcher

By Class

Senior	4
Pitchers	1
Position Players	3
Junior	10
Pitchers	3
Position Players	7
Sophomore	8
Pitchers	5
Position Players	3
Freshman	14
Pitchers	8
Position Players	6

Batting

Right	27
Left	7
Switch	2

Current Beavers Selected In MLB Draft

Player	Pos.	Year	Rd.	Team
Cole Bocker	RHP	2011	39	Detroit Tigers
Tony Bryant	RHP	2009	25	Minnesota Twins
Dan Child	RHP	2010	48	San Diego Padres
Adam Duke	RHP	2010	16	Boston Red Sox
Jordan Dunatov	OF	2011	14	Pittsburgh Pirates
Nate Esposito	C/IF	2011	46	Oakland Athletics
Jace Fry	LHP	2011	9	Oakland Athletics
Carlos Rodriguez	LHP	2011	20	Atlanta Braves
Jake Rodriguez	IF	2010	11	Los Angeles Angels of Anaheim
Taylor Starr	RHP	2011	37	Cleveland Indians
Ben Wetzler	LHP	2010	15	Cleveland Indians

2012 OREGON STATE BASEBALL

RADIO/TV ROSTER



Ryan Barnes
Jr. • OF/IF
R/R • 6'0" • 190
West Linn, Ore.



Cole Baylis
So. • RHP
R/R • 6'8" • 214
Los Altos, Calif.




Matt Boyd
Jr. • LHP
L/L • 6'3" • 215
Mercer Island, Wash.



Cole Brocker
Jr. • RHP
R/R • 6'4" • 215
Appleton, Wis.



Tony Bryant
Jr. • RHP
R/R • 6'8" • 220
Kennewick, Wash.



Dan Child
So. • RHP
R/R • 6'5" • 225
Rocklin, Calif.



Michael Conforto
Fr. • OF/IF
L/R • 6'1" • 211
Woodinville, Wash.




Dylan Davis
Fr. • RHP/OF
R/R • 6'0" • 200
Redmond, Wash.



Ryan Dettman
Jr. • OF
L/R • 6'0" • 175
Fair Oaks, Calif.



Adam Duke
So. • RHP
R/R • 6'2" • 185
Spanish Fork, Utah




Jordan Dunatov
Fr. • OF
R/R • 6'6" • 196
Scottsdale, Ariz.



Ryan Dunn
Sr. • IF
R/R • 5'11" • 185
Bend, Ore.



Spencer Ellsbury
Rfr. • OF
R/R • 6'0" • 170
Madras, Ore.




Nate Esposito
Fr. • C/IF
R/R • 5'11" • 180
Granite Bay, Calif.



Matt Fielding
Rfr. • LHP
R/L • 5'9" • 170
Rocklin, Calif.



Jace Fry
Fr. • LHP
L/L • 6'1" • 195
Beaverton, Ore.



Max Gordon
Jr. • OF
L/L • 5'8" • 170
Ashland, Ore.



Ryan Gorton
Sr. • C
R/R • 6'2" • 213
Tigard, Ore.



Danny Hayes
Jr. • IF
L/L • 6'5" • 205
Rancho Murieta, Calif.



Ryan Howell
Fr. • OF
R/R • 6'0" • 190
Brentwood, Calif.



Kevin Keyes
So. • IF
S/R • 5'11" • 185
Sandy, Utah



Spencer Manjarrez
Fr. • OF
R/R • 6'1" • 196
Gig Harbor, Wash.



Joey Matthews
Jr. • OF
R/R • 5'10" • 185
Vacaville, Calif.



Michael McCall
Fr. • RHP
R/R • 6'2" • 173
Gig Harbor, Wash.

2012 OREGON STATE BASEBALL

RADIO/TV ROSTER



Sam Montgomery
R Jr. • OF
R/R • 5'11" • 185
Fremont, Calif.



Zack Reser
R Fr. • LHP
L/L • 6'2" • 205
Beaverton, Ore.



Carlos Rodriguez
Fr. • LHP
L/L • 6'2" • 198
Kapolei, Hawaii



Jake Rodriguez
So. • IF/C
R/R • 5'9" • 195
Elk Grove, Calif.




Nick Rulli
R So. • OF
R/R • 6'1" • 185
Lake Oswego, Ore.




Scott Schultz
So. • RHP
R/R • 6'3" • 195
Gig Harbor, Wash.



Tyler Smith
Jr. • IF
R/R • 6'0" • 191
Thousand Oaks, Calif.



Taylor Starr
R Sr. • RHP
R/R • 6'2" • 210
Kelso, Wash.



John Tommasini
R Sr. • IF
S/R • 5'8" • 171
Tenmile, Ore.



Mitchell Tripp
Fr. • RHP
R/R • 6'1" • 195
Bellingham, Wash.



Ben Wetzler
So. • LHP
L/L • 6'1" • 200
Clackamas, Ore.



Riley Wilkerson
Fr. • RHP
R/R • 6'4" • 182
West Linn, Ore.



Pat Casey
Head Coach
18th Year



Marty Lees
Associate Head Coach
11th Year



Pat Bailey
Assistant Coach
5th Year



Nate Yeskie
Assistant Coach
4th Year



Ryan Gipson
Undergraduate
Assistant Coach



Andy Jenkins
Undergraduate
Assistant Coach



Jared Norris
Undergraduate
Assistant Coach

2012 OREGON STATE BASEBALL

2012 SCHEDULE

DATE	DAY	OPPONENT	LOCATION	TIME
Feb. 17	Friday	at UC Santa Barbara	Santa Barbara, Calif.	2:00 p.m.
Feb. 18	Saturday	at UC Santa Barbara	Santa Barbara, Calif.	11:00 a.m.
Feb. 18	Saturday	at UC Santa Barbara	Santa Barbara, Calif.	2:30 p.m.
Feb. 19	Sunday	at UC Santa Barbara	Santa Barbara, Calif.	1:00 p.m.
Feb. 23	Thursday	(1) vs. Pacific	San Diego, Calif. (@USD)	2:00 p.m.
Feb. 24	Friday	(1) at San Diego State	San Diego, Calif. (@SDSU)	6:00 p.m.
Feb. 25	Saturday	(1) at San Diego	San Diego, Calif. (@USD)	1:00 p.m.
Feb. 26	Sunday	(1) vs. Kansas State	San Diego, Calif. (@SDSU)	11:00 a.m.
March 1	Thursday	(2) vs. Saint Mary's	Surprise, Ariz. (stadium)	10:00 a.m.
March 2	Friday	(2) vs. Winthrop	Surprise, Ariz. (stadium)	10:00 a.m.
March 3	Saturday	(2) vs. Saint Louis	Surprise, Ariz. (stadium)	10:00 a.m.
March 4	Sunday	(2) vs. Northern Illinois	Surprise, Ariz. (complex)	10:00 a.m.
March 9	Friday	(3) West Virginia	Corvallis, Ore.	5:35 p.m.
March 10	Saturday	(3) Illinois	Corvallis, Ore.	3:00 p.m.
March 10	Saturday	(3) Connecticut	Corvallis, Ore.	7:00 p.m.
March 11	Sunday	(3) Oklahoma	Corvallis, Ore.	11:05 a.m.
March 16	Friday	at California *	Berkeley, Calif.	2:30 p.m.
March 17	Saturday	at California *	Berkeley, Calif.	1:00 p.m.
March 18	Sunday	at California *	Berkeley, Calif.	1:00 p.m.
March 23	Friday	Arizona *	Corvallis, Ore.	5:35 p.m.
March 24	Saturday	Arizona *	Corvallis, Ore.	2:05 p.m.
March 25	Sunday	Arizona *	Corvallis, Ore.	1:05 p.m.
March 27	Tuesday	at Portland	Portland, Ore.	3:00 p.m.
March 30	Friday	Washington *	Corvallis, Ore.	5:35 p.m.
March 31	Saturday	Washington *	Corvallis, Ore.	2:05 p.m.
April 1	Sunday	Washington *	Corvallis, Ore.	1:05 p.m.
April 3	Tuesday	Portland	Corvallis, Ore.	5:35 p.m.
April 5	Thursday	at Arizona State *	Tempe, Ariz.	6:30 p.m.
April 6	Friday	at Arizona State *	Tempe, Ariz.	6:30 p.m.
April 7	Saturday	at Arizona State *	Tempe, Ariz.	12:30 p.m.
April 9	Monday	at Nevada	Reno, Nev.	2:00 p.m.
April 10	Tuesday	at Nevada	Reno, Nev.	1:00 p.m.
April 13	Friday	Arkansas-Pine Bluff	Corvallis, Ore.	5:35 p.m.
April 14	Saturday	Arkansas-Pine Bluff	Corvallis, Ore.	2:05 p.m.
April 15	Sunday	Arkansas-Pine Bluff	Corvallis, Ore.	1:05 p.m.
April 20	Friday	UCLA *	Corvallis, Ore.	5:35 p.m.
April 21	Saturday	UCLA *	Corvallis, Ore.	2:05 p.m.
April 22	Sunday	UCLA *	Corvallis, Ore.	1:05 p.m.
April 24	Tuesday	at Oregon	Eugene, Ore.	6:00 p.m.
April 27	Friday	at USC *	Los Angeles, Calif.	6:00 p.m.
April 28	Saturday	at USC *	Los Angeles, Calif.	2:00 p.m.
April 29	Sunday	at USC *	Los Angeles, Calif.	1:00 p.m.
May 4	Friday	Stanford *	Corvallis, Ore.	5:35 p.m.
May 5	Saturday	Stanford *	Corvallis, Ore.	1:05 p.m.
May 6	Sunday	Stanford *	Corvallis, Ore.	1:05 p.m.
May 8	Tuesday	at Oregon	Eugene, Ore.	6:00 p.m.
May 11	Friday	at Utah *	Salt Lake City, Utah	11:00 a.m.
May 12	Saturday	at Utah *	Salt Lake City, Utah	11:00 a.m.
May 13	Sunday	at Utah *	Salt Lake City, Utah	11:00 a.m.
May 15	Tuesday	Portland	Corvallis, Ore.	5:35 p.m.
May 18	Friday	at Washington State *	Pullman, Wash.	5:30 p.m.
May 19	Saturday	at Washington State *	Pullman, Wash.	2:00 p.m.
May 20	Sunday	at Washington State *	Pullman, Wash.	12:00 p.m.
May 25	Friday	Oregon *	Corvallis, Ore.	5:35 p.m.
May 26	Saturday	Oregon *	Corvallis, Ore.	2:05 p.m.
May 27	Sunday	Oregon *	Corvallis, Ore.	1:05 p.m.

- (1) San Diego/SDSU Tournament; San Diego, Calif.
 (2) Coca-Cola Classic; Surprise, Ariz.
 (3) Nike College Showcase; Corvallis, Ore.

*- Pac-12 Game

All Times Pacific And Subject To Change

Home games in **Bold**

(DH) - indicates Doubleheader

Schedule Breakdown

Games

February	8
March	17
April	17
May	14
Home	24
Road	26
Neutral	6
Day	39
Night	17
Monday	1
Tuesday	6
Wednesday	0
Thursday	3
Friday	15
Saturday	17
Sunday	14
Conference	30
Non-Conference	26
vs. Big West	5
vs. West Coast	5
vs. SWAC	3
vs. Big East	2
vs. Big 12	2
vs. Pac-12	2
vs. Western Athletic	2
vs. Atlantic 10	1
vs. Big South	1
vs. Big Ten	1
vs. Mid-American	1
vs. Mountain West	1
2011 NCAA Tourn. Teams	19
Non-Tourn. Teams	37
In Oregon	27
In California	14
In Arizona	7
In Utah	3
In Washington	3
In Nevada	2
In Pacific Time Zone	53
In Mountain Time Zone	3



PAT CASEY

Head Coach • 18th Year
578-356-4 (Oregon State)
749-469-5 (23 years overall)
#5
George Fox, '90

Oregon State head coach Pat Casey guided the Beavers to 41 wins during the season in 2011, reaching the 30-win plateau for the 11th time in his 17 seasons in Corvallis.

In doing so, Casey guided the Beavers to their third regional host nomination since 2005, and Oregon State advanced to the postseason for the sixth time in the past seven seasons, the best stretch in the history of the program.

He was named the 2011 Pacific-10 Conference Coach of the Year for the third time, previously reaching the accomplishment in 2005 and 2006.

Casey is the second-winningest coach in school history, and has guided Oregon State to two national championships and two Pac-10 titles. He has won an outstanding 33 games in the postseason, which accounts for better than 85 percent of the program's all-time NCAA wins.

Arguably one of the most successful active Division-I head coaches in the country, Casey has established a level of winning unrivaled in the program's history.

Prior to the start of the 2010 season, he was named as the top collegiate coach of the last decade by Baseball America in a vote by his peers. The Beavers, meanwhile, were named as the No. 2 program of the decade, trailing only Texas. The Beavers and Casey earned the special recognition after winning back-to-back national championships in 2006 and 2007 and winning Pacific-10 Conference titles in 2005 and 2006.

Perhaps an even more special honor was bestowed upon Casey just prior. He and his wife, Susan, were recipients of the Nell and John Wooden Coaching Achievement Award. The honor goes to a head coach and his spouse for their dedication to success on the field and in making an impact on the lives of their players.

Truly, Pat Casey has been the right person to lead Oregon State baseball over the last decade and a half.

In the past seven seasons alone, Casey has guided the Beavers to 315 victories, which is second in the Pac-10. During that same stretch, Casey's clubs have won 97 conference games, which is second-most among division clubs.

In that seven-year stretch, seven players have earned All-America honors while 19 players have been recognized as All-Pac-10 performers. That includes two league Most Valuable Player awards and two Defensive Player of the Year selections.

The Beavers reached the postseason for the fifth time in six seasons

in 2010, advancing to the Gainesville Regional. The Beavers bowed out in three games, but just days after, the Beavers had eight players selected in the MLB Draft, seven of whom would eventually sign their first professional contracts.

Casey and the Beavers advanced to the championship game of the Fort Worth Regional in 2009. Oregon State finished the 2009 campaign with a 37-19 record and 15-12 mark in Pac-10 play, tying the club for third.

On May 19, 2009, Casey became just the third head coach in school history to record 500 victories with the Beavers when OSU defeated Oregon. His 537 wins at the start of 2011 sits in third place in school history.

In 2008, Casey and the Beavers went 28-24 and missed out on the postseason. But the Beavers played perhaps their most ambitious schedule in school history and took series from five schools that earned either No. 1 or No. 2 seeds in NCAA Regionals. Oregon State posted a 5-5 record against College World Series teams, taking 2-of-3 in separate series against Arizona State and Georgia.

In 2008, Casey made marks on the program, literally. He spearheaded a fundraising campaign to expand Goss Stadium, adding nearly 1,000 permanent seats, a stadium suite, new player's lounge, academic room and Hall of Fame room. The additions transformed Goss Stadium from one of the

best in the West into one of the nation's finest collegiate stadiums.

In 2007, Casey, his staff and the team's players worked hard to build team chemistry, coming together at the right time for a second-straight national championship. Oregon State went an incredible 39-4 in non-conference games, including an 11-1 mark in the postseason. After losing their second game at the Charlottesville Regional, the Beavers went on a dynamic run, winning their last 10 games -- including five in Omaha -- to claim the national title.

That title thrust Oregon State into NCAA baseball lore. The Beavers became just the fifth program to win back-to-back national titles, joining Texas (1949-50), USC (1970-74), Stanford (1987-88) and LSU (1996-97).

For his ability to mold the Beavers into the nation's finest, Casey was again recognized as a national coach of the year, this time by Collegiate Baseball and the American Baseball Coaches

Association. The honors comes a year after Casey was the consensus national coach of the year in leading Oregon State to its first title.

That 2006 title was just as special, as the Beavers became the first program from the Pacific Northwest to the NCAA Division I College World Series.

The 2006 Beavers had a storybook season, capped by a run through the CWS that saw them win six elimination games in Omaha to win the national championship. After being beaten by Miami (Fla.) in its opening game, OSU won four straight - including back-to-back shutouts of top-ranked Rice - to reach the championship series. In the best-of-three finals against North Carolina, OSU lost the opening game and trailed by five runs in the second game before rallying for wins of 11-7 and 3-2 for the title.

Oregon State's 50-16 season set a school record for wins for the second straight season, and the Beavers refuse-to-lose style of play captured the hearts of not only those watching in Omaha, but college baseball fans across the nation.

After the 2006 season, Oregon State signed Casey to a new 10-year



2012 OREGON STATE BASEBALL

HEAD COACH PAT CASEY

Oregon State All-Americans Under Casey

1997.....	Mark Newell, RHP
1998.....	Andrew Checketts, RHP
2001.....	Scott Nicholson, LHP
2005.....	Dallas Buck, RHP
	Jacoby Ellsbury, OF
	Jonah Nickerson, RHP
2006.....	Dallas Buck, RHP
	Cole Gillespie, OF
	Kevin Gunderson, LHP
	Jonah Nickerson, RHP
2007.....	Mitch Canham, C
2011.....	Sam Gaviglio, RHP

contract to guarantee his future in Corvallis. Casey had become an attractive candidate for coaching vacancies at a number of high-profile schools given the Beavers' amazing success.

In retaining Casey, Oregon State instantly kept its most successful coach in Corvallis. It also allowed the Beavers to have the knowledge they have one of the most recognized coaches in the nation. In 2006, after winning the team's first title, was Casey was recognized as the National Coach of the Year by Collegiate Baseball, Baseball America and American Baseball Coaches Association (ABCA).

In 2005, he was named the Pac-10's Coach of the Year after guiding the Beavers to their first of two straight conference titles. He earned the honor again in 2006 with the second title. In both years, he was recognized as the ABCA's West Region Coach of the Year.

With back-to-back titles comes increased exposure. For the second time under Casey's tenure, Oregon State has expanded the Beavers' home field, and both times, Casey has been a driving force behind the renovations.

In 1999, Oregon State expanded what is now known as Goss Stadium at Coleman Field, adding increased seating, improved locker rooms and a full press box.

And Casey and the Beavers have rewarded the fans with increased chances to watch the team play. In each of their three College World Series years, the Beavers played a super regional at venerable Goss, and it has paid off. Oregon State has gone 6-1 at super regionals in Corvallis, defeating USC, Stanford and Michigan.

In 2005 and 2006, Casey earned both the Pacific-10 Conference and NCAA West Region Coach of the Year honors for guiding the Beavers to back-to-back Pac-10 championships and berths in the CWS.

Since Casey became Oregon State's head coach prior to the 1995 season, the Beavers have moved into a prominent position on the national scene.

OSU has had players earn spots on the USA Baseball Collegiate National Team five times, earn All-America honors 13 times, and had players taken in the top 10 rounds of the Major League Baseball draft 35 times - including first-rounders Jacoby Ellsbury in 2005 and Kunz and Canham in 2007. Ellsbury became Oregon State's first former player to win a Major League World Series when he and the Boston Red Sox won their second title in four seasons in 2007.

Oregon State's MLB Players Under Casey

Player	Pos.	At OSU	MLB Team(s)
Brian Barden	IF	2000-02	Arizona, St. Louis, Florida
Darwin Barney	IF	2005-07	Chicago Cubs
Mike Ekstrom	RHP	2002-03	San Diego, Tampa Bay
Jacoby Ellsbury	OF	2003-05	Boston
Cole Gillespie	OF	2004-06	Arizona
Eddie Kunz	RHP	2005-07	New York Mets
Mark McLemore	LHP	2000-02	Houston
Joe Paterson	LHP	2006-07	Arizona
Mike Stutes	RHP	2006-08	Philadelphia
Chris Wakeland	OF	1995-96	Detroit



In 2005, OSU had been picked to finish sixth in the Pacific-10 in the annual coaches poll; Casey guided the Beavers to the Pac-10 championship and the College World Series. OSU's 46-12 record was a school record for wins in a season, the Beavers' No. 7 finish in the the final polls was Oregon State's highest ever, and OSU's No. 2 ranking during the season was the highest it had ever climbed in the national rankings.

Casey was also named Co-Coach of the Year in the Pacific-10 Northern Division for the 1997 season, and the Beavers have set numerous school records during Casey's time at OSU.

Casey was instrumental in the drive to build Goss Stadium at Coleman Field, the 1999 renovation to Oregon State's longtime ballpark. The OSU head coach was heavily-involved in fundraising for the \$2.3 million project; when the go-ahead was given for construction, he had a hand in the ballpark's design to assure that it would be one of the most user-friendly facilities in college baseball. In 2002, the ballpark also received its first set of lights for night play.

For the 2007 season, a new scoreboard with video replay capabilities and a new FieldTurf infield were installed at Goss Stadium at Coleman Field. In all, Casey has been a guiding force in each step of renovation at Goss, and those improvements have made the picturesque ballpark one of the finest in the nation and in the Pac-10.

Oregon State hired Casey in the summer of 1994, asking him to follow in the large footsteps of Jack Riley, who retired after 22 seasons as head coach.

Most of the key players from OSU's 1994 Northern Division pennant-winning team had graduated, but Casey's first season saw the Beavers battle to a winning record of 25-24-1 in 1995. That set the stage for one of the finest three-year runs in the long history of baseball at Oregon State.

In 1996, the Beavers posted a 32-16-1 record and went into the final weekend of the season with a chance to win the Pac-10 Northern Division pennant. In 1997, Oregon State set a school record for wins in the regular season with a record of 38-12-1 and took postseason hopes into the final weekend.

In 1998, Oregon State broke into the national rankings for the first time in four years and went 35-14-1. The season included series sweeps of Arizona, which was ranked in the top 10 at the time, and UCLA.

In 2001, Oregon State again made a strong bid for the postseason, finishing with a 31-24 record. OSU had five wins over teams ranked in the final Baseball Weekly/USA Today coaches poll of the regular season and had a 10-9 record against schools selected for the NCAA Regionals.

In 2004, OSU's 7-0 start was the school's best in 42 years. That team had a then-school-record six players selected in the MLB draft and another

2012 OREGON STATE BASEBALL

HEAD COACH PAT CASEY

Casey By The Numbers

Category	Number
Home victories	282
Road victories	186
Neutral site victories	110
Major League Baseball selections	78
First-Team All-League honorees	52
League Pitchers Of The Week	40
Postseason victories	33
League Players Of The Week	28
Omaha victories	11
All-Americans	10
Freshman All-Americans	10
All-Region honorees	8
League Most Valuable Players	3
National championships	2
League championships	2
League Fielders Of The Year	2
Academic All-Americans	2
No-hitters	2

Pat Casey Superlatives

Category	Number	Year(s)
Season wins	50	2006
Season losses	35	1999
Win streak	12 games	2007, 2011
Losing streak	7 games	1995, 1999, 2004, 2010
Runs scored	33	1997 (v. Portland)
Runs allowed	26	2004 (v. Washington)

Pat Casey's Oregon State Milestone Victories

No.	Date	Score
1	2/22/95	OSU 4, W. Oregon 3
50	4/28/96	OSU 3, Washington St. 0
100	2/21/98	OSU 8, San Diego 3
150	2/6/00	OSU 16, Kansas St. 2
200	4/20/01	OSU 14, Washington St. 5
250	2/23/03	OSU 4, UC-Santa Barbara 3
300	2/19/05	OSU 8, UC-Davis 0
350	3/5/06	OSU 9, Nevada 1
400	2/18/07	OSU 9, Missouri 2
450	3/24/08	OSU 15, BYU 7
500	5/19/09	OSU 2, Oregon 0
550	3/13/11	OSU 5, VMI 1

Pat Casey In Pac-12 History

Active Coaches

Category	Total	Place
National titles	2	Tied-1st
Pac-10/12 titles*	2	Tied-1st
Winning Percentage	.618	2nd
Wins	578	2nd
* Since 1999		

All-Time

Category	Total	Place
Winning Percentage	.618	Tied-17th
Wins	578	16th

The File On Pat Casey

George Fox College

YEAR	POSITION	W-L-T	PCT.
1988	Head coach	15-14-0	.517
1989	Head coach	22-14-0	.611
1990	Head coach	24-17-0	.585
1991	Head coach	24-21-0	.530
1992	Head coach	29-18-0	.617
1993	Head coach	26-16-1	.616
1994	Head coach	31-13-0	.721
Totals	7 Seasons	171-113-1	.602

Oregon State University

YEAR	POSITION	W-L-T	PCT.
1995	Head coach	25-24-1	.510
1996	Head coach	32-16-1	.663
1997	Head coach	38-12-1	.755
1998	Head coach	35-14-1	.710
1999	Head coach	19-35-0	.352
2000	Head coach	28-27-0	.509
2001	Head coach	31-24-0	.564
2002	Head coach	31-23-0	.574
2003	Head coach	25-28-0	.472
2004	Head coach	31-22-0	.585
2005	Head coach	46-12-0	.793
Pac-10 Champions, College World Series			
2006	Head coach	50-16-0	.758
Pac-10 Champions, National Champions			
2007	Head coach	49-18-0	.731
National Champions			
2008	Head Coach	28-24-0	.538
2009	Head Coach	37-19-0	.661
2010	Head Coach	32-23-0	.581
2011	Head Coach	41-19-0	.691
Totals	17 Seasons	578-356-4	.618
Career	24 Seasons	749-469-5	.615

2011 Pacific-10 Conference Coach of the Year:

Voted by Pacific-10 coaches

2007 National Coach of the Year:

Collegiate Baseball Newspaper, American Baseball Coaches Association

2006 National Coach of the Year:

American Baseball Coaches Association, Baseball America magazine, Collegiate Baseball Newspaper

2005 National Co-Coach of the Year:

College Baseball Foundation

2006 West Region Coach of the Year:

American Baseball Coaches Association

2005 West Region Coach of the Year:

American Baseball Coaches Association

2006 Pacific-10 Conference Coach of the Year:

Voted by Pacific-10 coaches

2005 Pacific-10 Conference Coach of the Year:

Voted by Pacific-10 coaches

1997 Pacific-10 Conference Northern Division

Coach of the Year: Voted by Pacific-10 coaches

2005 Slat's Gill Sportsman of the Year: State of Oregon Sports Awards

College Education

Alma Mater: George Fox, 1990

Degree: Interdisciplinary Studies

Playing Career

Collegiate: University of Portland (1978-80)

First-Team All-Nor-Pac (1979, 80)

Second-Team All-Region (1980)

Professional: Drafted in 10th round of 1980 MLB

Draft by San Diego

Personal

Hometown: McMinnville, Ore.

High School: Newberg High

Wife: Susan

Children: Jonathan (24), Brett (23), Ellie (19), Joseph (12).

signed as a free agent, and it set the stage for the magic of 2005 and 2006.

Casey came to OSU after seven seasons at George Fox College, a NAIA school in his hometown of Newberg, Ore. Under Casey, the Bruins went 171-113-1 (.602) overall and were 155-54-1 against NAIA competition; they won three District 2 titles, five Metro Valley Conference titles and two Cascade Conference titles.

During his time at George Fox, Casey was named Coach of the Year three times in District 2, four times in the Metro Valley Conference and twice in the Cascade Conference.

Casey earned his bachelor's degree in Interdisciplinary Studies from George Fox in 1990. He played for the University of Portland from 1978-80 and was a first-team All-NorPac Conference outfielder his final two seasons. He was a second-team All-Region selection in

1980. He also lettered in basketball one season.

After being drafted in the 10th round by the San Diego Padres in 1980, Casey played seven professional seasons. He reached Class AAA with the Calgary Cannons in 1985-86 and the Portland Beavers in 1987.

After concluding his professional playing career, Casey took over George Fox's baseball program; while coaching the baseball team, he also played basketball for the Bruins while completing his degree.

Casey, 52, was born in McMinnville, Ore. He graduated in 1977 from Newberg High, where he starred in football, basketball and baseball.

He and his wife, Susan, have four children - Jonathan (24), Brett (23), Ellie (19) and Joseph (12).



2012 OREGON STATE BASEBALL

HEAD COACH PAT CASEY

Oregon State Draft Picks Under Casey

Year	Player	Pos.	Rd.	Team
1995	Kevin Hooker	RHP-2B	31	Philadelphia
1996	David Schmidt	C	8	St. Louis
	Chris Wakeland	OF	15	Detroit
	Eric Lovinger	RHP	41	Los Angeles
1997	Joe Messman	RHP	7	Houston
	Tyler Swinburnson	RHP	16	Cleveland
1998	Chris Pine	RHP	5	Milwaukee
	Brody Percell	LHP	7	Cleveland
	Andrew Checketts	RHP	21	Boston
	Matt Baillie	1B-RHP	22	Philadelphia
1999	B.R. Cook	RHP	3	St. Louis
	Troy Schader	SS	21	San Diego
2000	Joe Gerber	1B	24	Detroit
2001	Scott Nicholson	LHP	8	Colorado
	Bryan Ingram	C	12	Colorado
	Josh Carter	OF	14	San Diego
2002	Mark McLemore	LHP	4	Houston
	Brian Barden	3B	6	Arizona
	Will Hudson	SS	20	New York Mets
2003	Seth Pietsch	OF	8	New York Mets
	Bill Rowe	RHP	24	Texas
	Levi Webber	1B	25	St. Louis
2004	Andy Baldwin	RHP	5	Philadelphia
	Jake Postlewait	LHP	7	Colorado
	Kyle Aselton	LHP	11	Minnesota
	Jared Sanders	RHP	14	Cincinnati
	Aaron Mathews	OF	19	Toronto
	Nathan Pendley	LHP	19	San Francisco
2005	Jacoby Ellsbury	OF	1	Boston
	Andy Jenkins	1B	11	Florida
	Nate Fogle	RHP	11	Texas
	Tyler Graham	OF	14	Chicago Cubs
2006	Dallas Buck	RHP	3	Arizona
	Cole Gillespie	OF	3	Milwaukee
	Kevin Gunderson	LHP	5	Atlanta
	Jonah Nickerson	RHP	7	Detroit
	Tyler Graham	OF	19	San Francisco
	Chris Kunda	2B	19	New York Yankees
	Shea McFeely	3B	28	Arizona
	Mitch Canham	C	41	St. Louis
	Jon Koller	RHP	48	New York Mets
2007	Eddie Kunz	RHP	1	New York Mets
	Mitch Canham	C	1	San Diego
	Darwin Barney	SS	4	Chicago Cubs
	Daniel Turpen	RHP	8	San Francisco
	Mike Stutes	RHP	9	St. Louis
	Joe Paterson	LHP	10	San Francisco
	Anton Maxwell	LHP	31	Texas
	Chris Hopkins	OF	44	Kansas City
2008	Mike Stutes	RHP	11	Philadelphia
	Lonnie Lechelt	IF	21	Florida
	Chris Hopkins	OF	24	Toronto
	Mark Grbavac	RHP	32	New York Mets
	Jordan Lennerton	1B	33	Detroit
	Daniel Robertson	OF	33	San Diego
	Jason Ogata	UT	38	Texas
2009	Ryan Ortiz	C	6	Oakland
	Jorge Reyes	RHP	17	San Diego
	Kraig Sitton	LHP	17	Boston
	Joey Wong	SS	24	Colorado
	Greg Peavey	RHP	32	Houston
	Adalberto Santos	UT	35	San Diego
2010	Tyler Waldron	RHP	5	Pittsburgh
	Greg Peavey	RHP	6	New York Mets
	Kraig Sitton	LHP	7	Colorado
	Josh Osich	LHP	7	Los Angeles Angels
	Tanner Robles	LHP	9	Cincinnati
	Kevin Rhoderick	RHP	9	Chicago Cubs
	Stefen Romero	3B	12	Seattle
	Adalberto Santos	OF	22	Pittsburgh

Casey All-Time vs. Opponents

Opponent	W	L	T	Opponent	W	L	T
Arizona	21	21		Oregon	10	6	
Arizona State	20	26		Pacific (Calif.)	7	2	
Arkansas	0	1		Pacific (Ore.)	1	0	
Baylor	0	1		Pepperdine	3	4	
BYU	8	0		Portland	48	9	
California	23	19		Portland State	22	8	
Cal Poly	5	0		Rice	2	0	
CS-Fullerton	1	0		Rutgers	2	0	
CS-Northridge	10	9		Sacramento State	10	2	
Central Florida	1	0		San Diego	4	6	
Central Michigan	1	1		San Diego State	3	2	1
Chicago State	1	0		San Francisco	6	3	
Clemson	1	2		San Jose State	3	0	1
Concordia	5	0		Santa Clara	1	7	
Connecticut	1	0		Seattle	2	1	
Creighton	3	0		South Florida	1	0	
Dallas Baptist	2	1		Southern Utah	2	0	
Evansville	3	0		St. John's	2	0	
Florida	0	1		St. Louis	1	0	
Florida Atlantic	2	2		St. Martin's	3	0	
Fresno State	0	6		St. Mary's	3	1	
George Fox	3	0		Stanford	20	21	
Georgia	7	1		TCU	0	2	
Gonzaga	18	11		Tennessee	3	2	
Hartford	4	0		Texas A&M	4	3	
Hawai'i	8	6		Texas A&M-CC	0	1	
Hawai'i-Hilo	9	0	1	Texas Tech	2	1	
Howard	1	0		The Citadel	1	1	
Indiana	1	0		Tulane	0	1	
Kansas	1	0		UALR	2	0	
Kansas State	2	2		UC-Davis	2	1	
Lewis & Clark State	4	1		UC-Irvine	1	0	
Linfield	3	0		UC-Riverside	7	4	
Long Beach State	3	4		UC-Santa Barbara	8	4	1
Loyola Marymount	0	2		UCLA	20	21	
Maine	4	0		UNLV	5	0	
Miami (Fla.)	1	1		USC	16	29	
Miami (Ohio)	1	0		Utah	3	0	
Michigan	4	0		UT-Arlington	1	0	
Michigan State	1	1		UT-Pan American	3	0	
Minnesota	3	3		UT-San Antonio	1	0	
Missouri	2	0		Utah Valley	9	2	
Missouri State	3	2		Vanderbilt	0	3	
Nebraska	1	0		Virginia	2	1	
Nevada	8	1		VMI	2	0	
New Mexico	7	2		Washington	40	41	
New Mexico State	7	2		Washington State	51	28	
North Carolina	4	1		West Virginia	1	0	
Northern Illinois	2	0		Western Kentucky	1	0	
Ohio State	2	1		Western Oregon	3	1	
Oklahoma	2	1		Willamette	2	0	
Oklahoma State	2	1		Winthrop	1	0	
Oral Roberts	3	0		Wright State	2	0	

Draft Choices Under Casey continued

Year	Player	Pos.	Rd.	Team
2011	Andrew Susac	C	2	San Francisco
	Sam Gaviglio	RHP	5	St. Louis
	Josh Osich	LHP	6	San Francisco
	Brian Stamps	OF	24	Atlanta
	Parker Berberet	C	25	Milwaukee
	Carter Bell	3B	29	Arizona
	James Nygren	RHP	33	Florida
	Taylor Starr	RHP	37	Cleveland

2012 OREGON STATE BASEBALL

HEAD COACH PAT CASEY

Players Who Improved Draft Spots During

Pat Casey's Tenure

Year	Player	Pos.	Prev. Sel.	Year	Final
1995	Kevin Hooker	RHP/2B	ND	-	31st
1996	David Schmidt	C	37th	1995	8th
	Chris Wakeland	OF	ND	-	15th
	Eric Lovinger	RHP	ND	-	41st
1997	Joe Messman	RHP	ND	-	7th
	Tyler Swinburnson	RHP	ND	-	16th
1998	Chris Pine	RHP	7th	1995	5th
	Brody Percell	LHP	ND	-	7th
	Andrew Checketts	RHP	ND	-	21st
	Matt Bailie	1B/RHP	ND	-	22nd
1999	B.R. Cook	RHP	ND	-	3rd
	Troy Schader	SS	ND	-	21st
2000	Joe Gerber	1B	ND	-	24th
2001	Scott Nicholson	LHP	15th	2000	8th
	Bryan Ingram	C	ND	-	12th
	Josh Carter	OF	36th	1998	14th
2002	Mark McLemore	LHP	ND	-	4th
	Brian Barden	3B	ND	-	6th
2003	Seth Pietsch	OF	ND	-	8th
	Levi Webber	OF	44th	2000	25th
2004	Andy Baldwin	RHP	ND	-	5th
	Jake Postlewait	LHP	ND	-	7th
	Kyle Aselton	LHP	29th	2001	11th
	Jared Sanders	RHP	42nd	2002	14th
	Aaron Mathews	OF	ND	-	19th
	Nathan Pendley	LHP	50th	2001	19th
2005	Jacoby Ellsbury	OF	23rd	2002	1st
	Andy Jenkins	1B	ND	-	11th
	Nate Fogle	RHP	ND	-	11th
2006	Dallas Buck	RHP	19th	2003	3rd
	Cole Gillespie	OF	ND	-	3rd
	Kevin Gunderson	LHP	ND	-	5th
	Jonah Nickerson	RHP	ND	-	7th
	Chris Kunda	2B	ND	-	19th
	Shea McFeely	3B	ND	-	28th
	Jon Koller	RHP	ND	-	48th
2007	Eddie Kunz	RHP	ND	-	1st
	Mitch Canham	C	41st	2006	1st
	Darwin Barney	SS	ND	-	4th
	Daniel Turpen	RHP	ND	-	8th
	Joe Paterson	LHP	ND	-	10th
	Anton Maxwell	LHP	ND	-	31st
2008	Lonnie Lechelt	IF	ND	-	21st
	Chris Hopkins	OF	44th	2007	24th
	Jordan Lennerton	1B	50th	2004	33rd
	Daniel Robertson	OF	ND	-	33rd
	Jason Ogata	IF	ND	-	38th
2009	Ryan Ortiz	C	ND	-	6th
	Jorge Reyes	RHP	ND	-	17th
	Joey Wong	SS	46th	2006	24th
2010	Tyler Waldron	RHP	32nd	2007	5th
	Greg Peavey	RHP	32nd	2009	6th
	Kraig Sitton	LHP	17th	2009	7th
	Tanner Robles	LHP	14th	2007	9th
	Kevin Rhoderick	RHP	18th	2007	9th
	Stefen Romero	3B	ND	-	12th
	Adalberto Santos	OF	35th	2009	22nd
2011	Andrew Susac	C	16th	2009	2nd
	Sam Gaviglio	RHP	40th	2008	5th
	Josh Osich	LHP	ND	-	6th
	Brian Stamps	OF	ND	-	24th
	Parker Berberet	C	ND	-	25th
	James Nygren	RHP	ND	-	33rd

OSU Game Superlatives Since 1999

Category	Home	Road	Neutral	Overall
Record	218-104	138-144	92-43	448-291
Pac-10 record	84-74	67-90	4-2	155-166
Non-Conference record	134-30	71-54	88-41	293-125
Versus Top 25	31-27	22-52	18-13	71-92
Versus Top 10	15-18	10-24	8-8	33-50
Day	147-84	105-86	70-36	322-206
Night	71-20	33-58	22-7	126-85
vs. Left	60-40	39-40	30-9	129-89
vs. Right	158-64	99-104	62-34	319-202
Oregon State scores first	137-30	98-58	68-17	303-105
0-2 runs	15-34	2-53	7-12	24-99
3-5 runs	50-39	26-53	21-17	97-109
6-9 runs	82-19	53-33	30-13	165-65
10+ runs	71-12	57-5	34-1	162-18
Opponent scores first	81-74	40-86	24-26	145-186
0-2 runs	98-2	46-6	38-0	182-8
3-5 runs	88-32	57-32	27-10	172-74
6-9 runs	31-33	30-49	20-19	81-101
10+ runs	1-37	5-57	7-14	13-108
1-run games	53-22	21-28	19-14	93-64
2-run games	29-19	23-13	19-9	71-41
5+ runs	99-39	67-66	33-14	199-119
Leading after 6	175-17	106-15	75-4	356-36
Leading after 7	184-11	104-8	73-4	361-23
Leading after 8	190-5	112-6	80-4	382-15
Trailing after 6	18-73	17-118	11-30	46-221
Trailing after 7	12-84	16-118	9-30	37-232
Trailing after 8	5-87	7-125	3-30	15-242
Extra-inning games	11-7	7-8	4-5	22-19
Shutouts	21-7	12-12	12-0	45-19
Out-hit opponent	159-16	115-27	72-8	346-51
Opponent out-hit	39-84	19-106	13-31	71-221
Hits are equal	20-4	4-11	7-4	31-19
Make 0 errors	102-29	40-33	31-10	173-72
Make 1 error	60-26	58-48	27-16	145-90
Make 2+ errors	56-49	40-63	34-17	130-129
Opp. makes 0 errors	61-37	36-53	15-18	112-108
Opp. makes 1 error	73-40	34-47	26-12	133-99
Opp. makes 2+ errors	84-27	68-44	51-13	203-84

Most Wins - Pac-12

Overall since 2005

Pl.	Team	Wins	Avg.
1.	Arizona State (7)	323	46
2.	Oregon State (6)	283	40
3.	Arizona (5)	253	36
4.	Stanford (5)	232	33
5.	UCLA (5)	227	32
6.	California (3)	213	30
	USC (1)	213	30
8.	Washington St. (2)	210	30
9.	Washington (0)	201	29
10.	Utah* (1)	177	25
11.	Oregon (1)	87	29

Most Wins - Pac-12

League only since 2005

Pl.	Team	Wins	Avg.
1.	Arizona State	122	17
2.	Oregon State	100	14
3.	Arizona	96	14
4.	UCLA	95	14
5.	Stanford	87	12
6.	California	81	12
7.	USC	78	11
8.	Washington	75	11
9.	Washington State	73	10
10.	Oregon	28	9

* as member of Mountain West Conf.
Postseason appearances in parentheses

2012 OREGON STATE BASEBALL
ASSOCIATE HEAD COACH MARTY LEES



MARTY LEES

Associate Head Coach ▪ 11th Year
Defense ▪ Infielders ▪ Catchers
Third Base Coach ▪ Recruiting Coordinator
#7
Western Oregon, '94

Marty Lees is in his 11th season with the Oregon State baseball team, and prior to the 2010 campaign, was promoted to the position of associate head coach for Oregon State after spending the previous eight seasons as an assistant coach.

Lees has made a steady impact on the Beavers in each of his areas, turning the Beavers into a top defensive squad season after season and helping deliver top recruiting classes in just two years as the team's coordinator.

The Beavers are one of the nation's top defensive teams on a yearly basis, and owe a large portion of that success to Lees' tutelage of infielders and catchers. In 2009, for the third straight season, the Beavers ranked in the top 20 nationally in fielding percentage, posting a .977 mark, which tied a school record and placed the Beavers in a tie for sixth nationally and first in the Pacific-10 Conference.

In 2011, his tutelage helped produce five infielders and catchers who earned All-Pac-10 honors, including Kavin Keyes, a first-teamer who had joined the club after foregoing his senior year of high school. Of the five, two, were drafted, including Andrew Susac, who went in the second round.

The Beavers finished the 2010 season with a .973 fielding percentage, placing the team 28th nationally. OSU finished the 2011 season with a .972 fielding percentage.

As recruiting coordinator, Lees has established a level of excellence in just five full seasons with the title. Lees has an eye for talent and it has shown in his national recruiting rankings, in which the Beavers have placed in the top 25 every season under him.

Most recently, his recruiting class for the 2012 season was ranked seventh nationally by Baseball America and ninth by Collegiate Baseball.

Other recruiting classes have been ranked in the top 15 multiple times: in 2008, it was third, followed by a No. 12 spot in 2009 and the 2011 crop of recruits was ranked as high as 12th.

During Oregon State's two national title runs and three straight visits to the College World Series from 2005-2007, pitching and defense were at the forefront.

In 2007, en route to its second straight national title, Lees' defense made school history for the third straight year. The Beavers posted a .977 fielding percentage -- second in the Pac-10 and second nationally -- just a year after posting a then-school record mark of .975. In 2005, Oregon State finished the season with a .969 fielding percentage, then a program best.

During that time, the Beavers also increased their ability at turning two. In 2005, Oregon State turned 52 double plays. In 2006, that number jumped up to 62, while in 2007, the Beavers turned 69. In 2007, the team ranked 22nd nationally with 1.03 double plays turned per game.

From 2005 through 2010, nine starting OSU infielders who were eligible to turn professional were either selected in the Major League Baseball draft or signed free agent contracts with MLB teams. Most recently, Stefan Romero signed a professional contract with Seattle after a fine OSU career. Darwin Barney, a former OSU shortstop, became the 23rd former Beaver to reach the Major Leagues when he made his debut for the Chicago Cubs in 2010.

The Pac-10 began its Defensive Player of the Year award in 2006, and the initial recipient was Kunda. The shortstop in 2005 and 2006, Barney, was named the Pac-10 Freshman of the Year in 2005 and was selected to Team USA, the United States national team that plays an international summer schedule, in 2006.

Lees became a full-time assistant coach in 2004, having spent the 2002 and 2003 seasons as OSU's volunteer assistant coach. In addition to overseeing OSU's team defense, Lees supervises the Beavers' baserunning and coaches third base.

Lees earned his bachelor's degree in physical education from Western Oregon in 1994.

Lees also attended Lane Community College, playing baseball and basketball. He graduated from Lakeview High School.

Lees and his wife, Kristy, have three sons, Brandon (12), Brady (10) and Jacob (6).



The File On Marty Lees

Coaching Experience

Oregon State, Associate Head Coach (2009-pres.)
Oregon State, Assistant Coach (2002-2009)
Harrisburg High School, Head Coach (2000-2003)
Eugene Pepsi Challengers, Head Coach (1994-1998)
Oakridge High School, Head Coach (1994-1998)

College Education

Alma Mater: Western Oregon, 1994
Degree: Physical Education

Playing Career

Collegiate: Western Oregon (1991-94)
Lane Community College (1988-90)

Personal

Hometown: Lakeview, Ore.
High School: Lakeview High School
Wife: Kristy
Children: Brandon (12), Brady (10), Jacob (6).

Infield Honors Under Lees

All-Pac-10

2002: Brian Barden, Will Hudson (HM), Andy Jarvis (HM)
2003: Tony Calderon (HM), Andy Jarvis (HM)
2004: Paul Richie (HM)
2005: Darwin Barney (Fielder Of The Year), Andy Jenkins, Ryan Gipson (HM), Shea McFeely (HM)
2006: Darwin Barney, Mitch Canham (HM), Shea McFeely (HM), Chris Kunda (Defensive Player of the Year)
2007: Mitch Canham, Darwin Barney (HM), Jordan Lennerton (HM)
2008: Ryan Ortiz
2009: Ryan Ortiz, Jared Norris (HM)
2010: Stefan Romero, Andrew Susac (HM)
2011: Kavin Keyes, Carter Bell (HM), Ryan Dunn (HM), Tyler Smith (HM), Andrew Susac (HM)

All-America

2005: Darwin Barney (Freshman)
2007: Mitch Canham
2011: Kavin Keyes (Freshman)



PAT BAILEY

Assistant Coach • 5th Year

Outfielders

#27

Idaho, '78

Pat Bailey is in his fifth season as an assistant coach with the Oregon State baseball team. In 2011, he helped guide the Beavers to their third consecutive postseason appearance and the sixth in seven years.

In 2011, the club's outfielders included Ryan Barnes, who, after not playing a significant role in 2010, started 44 games and drove in 25 runs, as well as Brian Stamps, an MLB draftee who tallied 11 doubles and seven stolen bases.

Bailey's center fielder in 2010, Adalberto Santos, was the team's most dangerous player last season, leading the team in triples and was among the team's leaders in batting average and home runs. Santos was later selected in the 22nd round of the MLB Draft by Pittsburgh and was named one of the New York-Penn League's top prospects.

In 2009, his second year with OSU, the team's hitting and outfield coach inherited a host of position players who were new to the program or who had seen little playing time in previous seasons. Bailey helped mold players such as Adalberto Santos, Stefen Romero and Michael Miller into everyday contributors who played key roles in the team's lineup. Santos was named to the All-Pac-10 Honorable Mention team in the process while Romero led OSU with five home runs.

Bailey came to Oregon State prior to the 2008 season. In his first year, he oversaw Daniel Robertson's senior season, guiding the outfielder to All-Conference honorable mention honors. Robertson hit .327 and was drafted in the 33rd round of the Major League Baseball First-Year Player Draft by San Diego; he was named the Most Valuable Player of the Northwest League in his first professional season.

Bailey came to Oregon State prior to the 2008 season after spending 12 seasons at George Fox, winning a Division III national title with the Bruins in 2004.

Bailey, 53, compiled a 353-158 record and earned National Coach of the Year honors after that 2004 national title. He was an eight-time Northwest Conference Coach of the Year honoree.

During Bailey's tenure, the Bruins won or shared eight Northwest Conference titles. George Fox advanced to the NCAA tournament six times and to the NAIA playoffs twice before moving to the NCAA.

George Fox did not have a losing season during Bailey's time at the school, and he is the winningest baseball coach in the school's history. The Northwest Conference shifted from the NAIA to the NCAA in 2000, and since then the Bruins rank among the nation's top 20 schools at that level in wins with a 215-94 record.

In 2004, Bailey's team became the first George Fox squad in any sport to win an NCAA national championship. The Bruins went 40-10 overall, setting a new single-season record for wins and tying the record for best winning percentage at .800.

After tying for the 2004 NWC title, George Fox earned an at-large bid to the NCAA tournament. The Bruins swept through four games at the NCAA West Regional in Orange, Calif., and then posted a 5-1 record at the Division III World Series in Appleton, Wis., beating Eastern Connecticut State 6-3 in the championship game. All nine of George Fox's postseason wins came against nationally ranked teams, and four of its five wins in the World Series were against pitchers who were first- or second-team All-Americans.


Seven of Bailey's George Fox players signed professional contracts, including five members of the national championship team. His players earned 10 All-America honors and four Academic All-America honors.

At George Fox, he was also associate director of athletics, director of the Bruin Athletic Association for athletic support, chair of the school's Sports Hall of Fame committee, and a teacher in the Department of Business and Economics.

Bailey earned his business education degree from the University of Idaho in 1978 and his master of education degree in educational administration from Oregon in 1983. Bailey earned two letters in baseball at Idaho and was the team captain.

Bailey graduated in 1974 from Moscow (Idaho) High School, where he played football, basketball and baseball, being named the baseball team's Most Valuable Player.

Bailey and his wife, Susan, have two children: son Alex, who played baseball for George Fox in 2003; and daughter Ann. His daughter, Ann, is married to Collin Schneider and they have one child, Adlai, 1.



The File On Pat Bailey

Coaching Experience

Oregon State, Assistant Coach (2007-pres.)

George Fox, Head Coach (1995-2007)

University of Portland, Assistant Coach (1992)

West Linn High School, Head Coach (1985-1991, 93-95)

Willamette High School, Head Coach (1978-1984)

College Education

Alma Mater: Idaho, 1978

Degree: Business Education

Masters: Oregon, 1983 (Education)

Playing Career

Collegiate: Idaho (1977-78)

North Idaho College (1975-76)

Personal

Hometown: Moscow, Idaho

High School: Moscow High

Wife: Susan

Children: Alex, Ann

Outfield Honors Under Bailey

All-Pac-10

2008: Daniel Robertson (HM), John Wallace (HM)

2009: Adalberto Santos (HM)

2010: Adalberto Santos, Rob Folsom (HM)

Pac-10 Players Of The Week

2010: Adalberto Santos (May 31)



NATE YESKIE

Assistant Coach • 4th Year

Pitchers

#21

UNLV, '03

Former professional pitcher Nate Yeskie is in his fourth season as an assistant coach at Oregon State and guides the team's pitching staff.

The Oregon State staff finished the season with a team ERA of 3.14 in 2011, which is the lowest since 2005 and the second-lowest since 1979.

Yeskie's staff included Sam Gaviglio, who won 12 games and was named an All-American and at one point was a semifinalist for the Golden Spikes Award, as well as Tony Bryant, who saved 12 games. Josh Osich threw the program's first complete-game no-hitter since 1947 when the Beavers defeated UCLA, 2-0, on April 30.

In just three seasons at Oregon State, he has seen his pitchers earn a total of nine all-league honors and three All-American and Freshman All-American nominations.

In 2010, his second year at OSU, Yeskie oversaw a staff that helped guide the club to the Gainesville Regional and at the end of the year, had six pitchers selected in the first nine rounds of the Major League Baseball First-Year Player Draft, the most ever in Beavers' history.

The team ranked in the top 50 nationally in earned run average, hits allowed per nine innings, strikeouts per nine innings and least number of walks per nine innings.

In 2009, his first year at OSU, the Beavers' staff played a big part in the team advancing to the Fort Worth Regional. The club sported an ERA of 3.93, good for eighth in the nation while the team was sixth in hits per nine innings.

A number of individual pitchers had fine seasons, including Sam Gaviglio, who set a team freshman record with 10 victories.

Yeskie has impacted the Oregon State staff by bringing an organized and professional approach to the game, utilizing tools and techniques from stops in Minor League baseball and the collegiate game.

Yeskie served as the pitching coach at his alma mater, UNLV, from 2005 to 2007. During his tenure with the Runnin' Rebels, Yeskie mentored eight players who earned either an All-Conference or All-Tournament Team selection. In 2005, Yeskie's staff helped enable UNLV to win the Mountain West Conference regular season, the MWC Tournament and earn a berth to the Tempe Regional.

Eight UNLV pitchers who were tutored by Yeskie in his three seasons were been selected by Major League Baseball clubs, while another signed as an undrafted free agent.

Prior to returning to UNLV as a coach, Yeskie spent five seasons in the Minnesota Twins Minor League system, reaching as high as Double-A New Britain. He finished with a 27-24 record and 4.91 earned run average over the five seasons. Yeskie went 11-7 with Fort Wayne of the Midwest League in 1997, recording 111 strikeouts in 165 1/3 innings of work. In 2000, his last season, the La Crosse, Wis., native went 4-1 in 21 appearances.

In the 1999 offseason, Yeskie played for the Grand Canyon Rafters of the Arizona Fall League, a league often reserved for the top professional prospects.

During his time in professional baseball, Yeskie worked with former Detroit Tigers pitching coach and current Kansas City Minor League Pitching Coordinator Rick Knapp as well as MLB veterans Bert Blyleven, Mel Stottlemyre, Jr., and former pitching coach Billy Connors, who once held the position of Director of Player Personnel with the New York Yankees.


Yeskie came to the Twins organization after being drafted in the ninth round of the 1996 Major League Baseball First-Year Player Draft. Minnesota selected the right-hander after he finished his UNLV career with a 22-12 mark, including 16 complete games.

In 1994, 1995 and 1996, Yeskie was invited to five Team USA Olympic Trial appearances. He was also rated as the sixth-best MLB Draft prospect entering his junior year at UNLV.

A three-year letterwinner, his 147 strikeouts in 1995 still stand as UNLV's single-season record. The mark was also fifth-best nationally that season, and coupled with his nine complete games – which led the Big West Conference – earned him First-Team All-Big West and First-Team All-Region honors.

Yeskie was drafted in the sixth round of the 1993 draft by the Los Angeles Dodgers after a stellar high school career at Carson High, one that saw him set a number of school records. En route to earning first-team All-America honors in 1993, he finished with a 12-0 record and a school record for strikeouts in a season (158) and strikeouts in a game (20).

Yeskie married the former Brittney Belshe, a former Oregon State volleyball player, in January 2012. The couple resides in Corvallis.



The File On Nate Yeskie

Coaching Experience

Oregon State, Assistant Coach (2009-pres.)

UNLV, Assistant Coach (2005-2007)

College Education

Alma Mater: UNLV, 2003

Degree: Communications

Playing Career

Collegiate: UNLV (1994-1996)

MLB Draft: 6th round of 1993 Draft (L.A. Dodgers)

9th round of 1996 Draft (Minnesota Twins)

Professional: Minnesota Twins system (1996-2000)

Elizabethtown, Appalachian League (1996)

Fort Wayne, Midwest League (1997)

Fort Myers, Florida State League (1998)

New Britain, Eastern League (1998-2000)

Grand Canyon Rafters, Arizona Fall League (1999)

Personal

Birthplace: La Crosse, Wis.

High School: Carson (Nev.) High

Pitching Honors Under Yeskie

All-Pac-10

2009: Sam Gaviglio (HM), Kevin Rhoderick (HM), Tyler Waldron (HM)

2010: Matt Boyd (HM), Greg Peavey (HM), Kevin Rhoderick (HM)

2011: Sam Gaviglio, Tony Bryant, Josh Osich (HM)

All-America

2009: Sam Gaviglio (Freshman)

2010: Matt Boyd (Freshman)

2011: Sam Gaviglio

2012 OREGON STATE BASEBALL

COACHING STAFF



RYAN GIPSON

Undergraduate
Assistant Coach

Former Oregon State infielder Ryan Gipson is in his second season as an undergraduate assistant coach with the Beavers after rejoining the program for the 2011 season.

Gipson lettered for the Beavers during the 2005 and 2006 seasons, going to Omaha each season and helping the club win a national title in 2006. He played in 79 career games for OSU, with 66 starts, and batted .270 with 10 doubles, a home run and 36 RBI.

Gipson batted .330 with six doubles, a home run, 22 RBI and nine stolen bases in 2005, his junior season, and earned all-Pacific-10 Conference honorable mention honors.

He appeared in a total of 11 games in the postseason during his career, including 10 starts, and rapped out nine hits in 29 at bats (.310). He was fourth on the team with seven RBI during the 2005 postseason.

After spending the 2011 season as an undergraduate assistant coach, he took a youth team to the USA Baseball NTIS tournament this past summer. The team was made up of collegiate players from the Pacific Northwest.

Gipson, a native of Central Point, Ore., transferred to Oregon State prior to the 2005 season from Shasta Junior College.

He batted .358 as a sophomore and was named to the all-league team. In his first collegiate season, at Shasta, he batted .344 with 22 stolen bases.

Gipson majored in sociology while a student-athlete with the Beavers.



ANDY JENKINS

Undergraduate
Assistant Coach

Former Oregon State infielder Andy Jenkins returns to Corvallis as an undergraduate assistant coach with the Beavers for the 2012 season.

Jenkins lettered for the Beavers in 2004 and 2005, helping guide the team to its first visit to the College World Series in more than 50 years his junior season.

His .388 average as a senior in 2005 still stands as the ninth-best figure in team history. He also had 56 runs batted in that season, which led the club.

Jenkins, a native of Salem, Ore., was also the most prolific Beaver offensively during the team's postseason run. He batted .459 - leading the team by more than 100 points - and tallied two home runs, two doubles and 13 RBI while slugging .784.

He ended his two-year Oregon State career having played in 98 games, batting .343 with 12 home runs, 15 doubles, 86 RBI and 41 walks while striking out just 44 in more than 340 at bats.

After his Oregon State career, Jenkins was selected in the 11th round of the 2005 MLB First-Year Player Draft by Florida. He played six seasons in the Minor Leagues with Florida and Texas, reaching the Triple-A level in 2009 and 2010. His six-year career saw him tally 2,341 plate appearances and he batted .268 with 32 home runs, 116 doubles, eight triples and 277 RBI.

Jenkins came to Oregon State after a two-year career at Mt. Hood Community College where he batted .358 as a sophomore, and as a freshman, was named first-team all-league at catcher.



JARED NORRIS

Undergraduate
Assistant Coach

A three-year letterwinner for Oregon State, Jared Norris is in his first season as an undergraduate assistant coach for the Beavers.

Norris played in 156 games for the Beavers from 2009-11, starting in 110. He played both first base and right field for Oregon State, helping the team to NCAA Regionals berths each season and the 2011 club advanced to the Nashville Super Regional.

Norris batted .284 during his career, finishing with 16 doubles, one triple, eight home runs and 72 runs batted in. He walked 81 times and struck out 82 while posting an on-base percentage of .410 and a fielding percentage of .985.

Norris, a native of Urbandale, Iowa, had his best season statistically in 2009, his sophomore campaign and first year with Oregon State. He drove in 36 and batted .331 with four doubles and three home runs. He was named an All-Pac-10 Honorable Mention selection after the season.

He came to Corvallis after one season at Yavapai College in Arizona. With Yavapai, he batted .300 with 23 doubles, two home runs and 41 RBI.

He earned All-State honors three times while at Urbandale High School. He batted .493 with 13 home runs and 50 RBI as a senior, earning State Player of the Year honors.



2012 OREGON STATE BASEBALL

SUPPORT STAFF



RON NORTHCUTT

Director of Operations
7th Year

Ron Northcutt is in his seventh season as Director of Baseball Operations and 11th overall with the Oregon State baseball program. Prior to his tenure as Director of Baseball Operations, Northcutt served as a pitching coach for four seasons.

As Director of Operations, Northcutt plays a large role in the team's travel, camp operations and any day-to-day needs of the Oregon State baseball team.

Northcutt came to Oregon State in 1994 and served as the team's pitching coach through the 1998 season. While overseeing the staff, his pitchers led the Pac-10 North Division in earned run average in 1996 and 1997. While with OSU, Northcutt tutored Mark Newell, who was a third-team All-American selection by Baseball America in 1997, as well as Andrew Checketts, who earned NCBWA All-America second team honors in 1998. From 1995, Northcutt's first season with the Beavers, through 1998, the Beavers saw six pitchers earned All-Pac-10 Northern Division honors.

Additionally, eight pitchers were selected by Major League clubs in the First-Year Player Draft during Northcutt's tenure.

Prior to coming to Corvallis, Northcutt served as an assistant coach under Pat Casey at George Fox. He began his coaching career as a freshman coach and varsity assistant at his alma mater, Newberg High, in Newberg, Ore.

After playing at Newberg, Northcutt went on to play for Clackamas Community College, where he earned all-league honors, and the University of Portland. A native of Los Gatos, Calif., Northcutt and his wife, Linnea, have two sons, Ben, 20, and Jack, 17.



Ryley Croghan
Manager



Peyton Gastellum
Manager



Kurt Lupinski
Manager



Patrick McLaughlin
Manager



Michael Miller
Manager



Brian Richardson
Manager



Brian Brooks
Public Address Announcer



Hank Hager
Athletic Communications



Malisa Hollis
Video Department



Anthony Martin
Equipment



Jason O'Quin
Event Management



Tim Rabas
Sports Performance



Matt Riley
Video Department



Jeff Taylor
Video Department



Josh Therrien
Athletic Training



Shelby Van Orsow
Marketing



Paul Yager
Academic Counselor



Oregon State Grounds Crew (Left To Right)
Al Kirk, Matt Siewell, Eric Riesdorf, Jeff Frost, Jess Lewis

OREGON STATE UNIVERSITY

Oregon State is a leading research university located in one of the safest, smartest, greenest small cities in the nation. Situated 90 miles south of Portland, and an hour from the Cascades or the Pacific Coast, Corvallis is the perfect home base for exploring Oregon's natural wonders.

Oregon State University has always been a place with a purpose — making a positive difference in quality of life, natural resources and economic prosperity in Oregon and beyond. Through discovery, innovation and application, we are meeting challenges, solving problems and turning ideas into reality.

Founded in 1868, Oregon State is the state's Land Grant university and is one of only two universities in the U.S. to have Sea Grant, Space Grant and Sun Grant designations. Oregon State is also the only university in the Oregon to hold both the Carnegie Foundation's top designation for research institutions and its prestigious Community Engagement classification.

As Oregon's largest public research university, with \$261.7 million in external funding in the 2011 fiscal year, Oregon State's impact reaches across the state and beyond. With 12 colleges, 15 Agricultural Experiment Stations, 35 county Extension offices, the Hatfield Marine Sciences Center in Newport and OSU-Cascades in Bend, Oregon State has a presence in every one of Oregon's 36 counties, with a statewide economic footprint of \$1 billion.

Oregon State welcomes a diverse student body of nearly 24,000 students from across Oregon, all 50 states and more than 100 countries. They can choose from more than 200 undergraduate and more than 80 graduate degree programs, including over 20 degrees offered online. Oregon State increasingly attracts high-achieving students, with nationally recognized programs in areas such as conservation biology, agricultural sciences, nuclear engineering, forestry, fisheries and wildlife management, community health, pharmacy and zoology.

Oregon State also ranks high in sustainability, fourth among universities nationwide for using renewable energy and first in the Pac-10 Conference. And our students literally help power the university: 22 exercise machines at Dixon Recreation Center are connected to the grid.

The 400-acre main campus in Corvallis includes a Historic District, making Oregon State one of only a handful of U.S. university campuses listed on the National Register of Historic Places. The district includes such icons as Weatherford Hall, the Memorial Union and Benton Hall, the oldest building on campus.

Oregon State is located in Corvallis, a vibrant college town of 53,000 in the heart of Western Oregon's Willamette Valley. Corvallis consistently ranks among the best and safest cities to live in the U.S., as well as among the most environmentally responsible.



DR. EDWARD RAY

University President

9th Year at Oregon State

Queens College, '66

Dr. Edward J. Ray assumed the position of Oregon State University's President on July 31, 2003. Prior to coming to Oregon State, Ray was executive vice president and provost of The Ohio State University.

Under his leadership, OSU has completed and updated a vision-ary campus-wide strategic plan that is serving as the framework for the university's development in profound and historic ways. Annual research awards and contracts have increased almost \$123 million at Oregon State to \$275 million since Dr. Ray's arrival. President Ray partnered with the OSU Foundation to launch the university's first comprehensive fund-raising campaign. The quiet phase of the campaign began in July, 2004. In October 2010 donors pushed the campaign past the original \$625 million goal almost a year ahead of schedule, enabling the university to announce that the campaign will continue through 2013 with a new goal of \$850 million. The campaign has generated more than \$106 million for scholarships and fellowships, increased OSU's number of endowed faculty positions by more than 50 percent, and supported over a dozen major facility projects on campus, including the Kelley Engineering Center, the Lois Bates Acheson Veterinary Teaching Hospital, Kearney Hall, the Hallie Ford Center for Healthy Children and Families, The Linus Pauling Science Center and the Student Success Center.

Mindful of OSU's commitment to the people of Oregon, Dr. Ray has overseen the expansion of dual-enrollment agreements to all 17 of the state's community colleges, making it easier for students to complete four-year degrees. He has also taken a leadership role in fostering a more seamless P-20 system, working with area school superintendents, community college leaders and university colleagues to strengthen institutional connections and enhance the student experience. Dr. Ray has also helped to usher in a new era of partnership and cooperation between Oregon's public universities.

Dr. Ray was a member of the economics faculty at Ohio State from 1970-2003, serving as economics department chair from 1976 to 1992. He served as an associate provost from May 1992 until May 1993, senior vice provost and chief information officer from 1993-1998, and executive vice president and provost from 1998-2003.

His research interests include the history of protectionism in the United States, the determinants of U.S. foreign direct investment and foreign direct investment in the United States, the structure of tariff and non tariff trade barriers in the United States and abroad and the adoption of Social Security. His work has been published in *The American Economic Review*, *The Journal of Political Economy*, *The Quarterly Journal of Economics*, *The Review of Economic Studies*, *The review of Economics and Statistics*, and other leading journals. He has co-authored a principles text, and his book, "U. S. Protectionism and the World Debt Crisis" was published by Quorum Press in 1989.

Dr. Ray received his undergraduate degree in mathematics from Queens College (CUNY) in June 1966, graduating cum laude and Phi Beta Kappa. He earned his master's in economics from Stanford University in 1969 and his doctorate in economics from Stanford in June 1971.

Before becoming first lady at Oregon State, his wife Beth worked as a practicing attorney, taught business law courses as a faculty member in the Department of Finance at Ohio State University and most recently was a counselor and assistant dean in the College of Arts and Sciences while at Ohio State. They have three children and three grandchildren.



2012 OREGON STATE BASEBALL

ATHLETIC DIRECTOR BOB DE CAROLIS



BOB DE CAROLIS

Director of Athletics

10th Year at Oregon State

Bloomsburg State College (PA), '76

Director of Athletics Bob De Carolis was appointed to his current position on Aug. 28, 2002 by then OSU President Dr. Paul Risser and has since led the Beavers to unprecedented success on and off the fields of play. The popular De Carolis, who was selected the 2010 Football Bowl Subdivision West Region Under Armour Athletic Director of the Year by his peers, signed a five-year contract extension in April of 2011 that takes him through June 30, 2016.

De Carolis originally joined the OSU staff on April 20, 1998 as associate athletic director of internal operations; he was promoted to senior associate athletic director on July 1, 1999. Prior to coming to Oregon State, he spent 19 years on the athletic department staff at the University of Michigan.

Since arriving at OSU, De Carolis has developed and executed the financial recovery plan that helped the Department of Athletics eliminate a \$12.5 million accumulated deficit and grow the overall budget by more than \$25 million. At the same time, the department was able to not only maintain competitive teams, but also had its first winning football season in nearly three decades, its first winning men's basketball campaign in 15 years, the softball program made its first appearance in the College World Series and the baseball team competed in the College World Series for the first time in over five decades – capturing the 2006 and 2007 national championships. With him in a leadership role, the football program has played in nine bowl games, men's basketball captured the College Basketball Invitational (2009), gymnastics has competed in the national championships six straight years and overall 16 of the 17 intercollegiate programs sponsored by OSU have participated in postseason.

De Carolis has been responsible for hiring some of the most high profile coaches in OSU history, including Mike Riley (football), former U.S. Olympic coach Taras Liskevych (volleyball), three-time NCAA Coach of the Year Jim Zalesky (wrestling), Craig Robinson (men's basketball), Kelly Sullivan (women's track/cross country), Larry Liebowitz (women's swimming), Linus Rhode (women's soccer), Steve Todd (men's rowing), Emily Ford (women's rowing), Steve Simmons (men's soccer) and most recently Scott Rueck (women's basketball) and Jon Reehorn (men's golf).

He spearheaded the feasibility study for a plan that has expanded and renovated Reser Stadium to its current capacity of nearly 46,000. Improvements at the Stadium since the beginning of 2005 have included a new east side structure that houses some of the best amenities in all of college football, construction of the largest video board in the Pac-12 (as of 2007 season) and new seating in the south end zone. In all, approximately \$115 million in improvements to the football facility alone has enabled "Beaver Nation" to create one of the best home field advantages in the country. Beaver fans have responded with record ticket purchases.

The latest addition to the OSU facilities landscape is the Student Success Center, the OSU Boathouse, and the track and field facility. The \$14 million SSC is a shared facility with the OSU campus and will open in the summer of 2012, the \$2.5 million Boathouse will be ready for occupancy in the fall of this year and the first phase of the \$8 million track complex is currently under construction and will be complete during the 2011-12 academic year. De Carolis is also in the midst of a fundraising campaign for a basketball practice facility that will be connected to the recently completed Sports Performance Center (SPC).

The SPC houses a 17,000-square foot strength training area and a 7,000-square foot wrestling practice facility. In 2009 Gill Coliseum underwent a \$4 million exterior improvement project, in addition to the construction of a \$4 million sports medicine facility and women's basketball locker room. The Valley Football Center is also undergoing



a continuing remodeling project, with a recent student-athlete lounge completion.

In addition to the latest projects, De Carolis has also managed the recent completion of the home of the two-time national champion baseball team – Goss Stadium at Coleman Field. During his tenure the Merritt Truax Indoor Center and the OSU Softball Complex have been constructed, and the Tommy Prothro Football Complex and several locker rooms were renovated.

It's not all about wins, losses or new facilities; De Carolis has stressed the importance of being a total student-athlete and being a part of the community. With his leadership, nearly 50 percent of the entire athletic roster sports a cumulative GPA of 3.00 or higher. Community service hours have increased nearly 300 percent during his tenure and contributions for scholarships to the Beaver Athletic Student Fund have increased from \$6 million to over \$11 million.

De Carolis is also actively involved in national and conference level committees just having completed a stint as chair of the conference television committee, former chair of the conference budget and finance committee, and currently serves on the bowl committee. At the NCAA level he is a member of Football Bowl Subdivision Issues Committee and is the former member of the Student-Athlete Benefits and Financial Aid Cabinet, and the prestigious Management Council (MANCO).

He started his Michigan career in 1979 as an administrative assistant. He was promoted to assistant business manager in 1980; at the same time, he was also named the head softball coach. De Carolis was Michigan's softball coach from 1980 to 1984 and his Wolverines had a third-place finish at the AIAW national championships.

De Carolis was promoted from assistant business manager to business manager in 1983; in 1987 to assistant athletic director for business; in 1990 to associate athletic director for internal operations; in 1994 to senior director for financial operations; in 1996 to senior associate athletic director and became responsible for all athletic facilities and venues at Michigan.

Under his leadership as senior director for financial operations, De Carolis led negotiations with Nike for an all-school contract for athletic shoes and apparel one of the first of its kind in the country. He established a long-term relationship with Pepsi-Cola for beverage rights, to all athletic venues.

De Carolis also spearheaded a "gift brick" donor program for Michigan Stadium, developed a comprehensive capital improvement program and coordinated the development of a master plan for the renovation of Michigan Stadium.

De Carolis is a 1976 graduate of Bloomsburg State College in Bloomsburg, Pa., with a B.S. in business education. He received a Master's of Science degree in sports management in 1979 from the University of Massachusetts. During his undergraduate days at Bloomsburg, he was a two-year letterwinner in football and baseball from 1973-75.

He got his first taste of coaching at Bloomsburg State when he served as an assistant coach in baseball and football from 1976-78.

In the fall of 2008 he was awarded the Harold VanderZwaag distinguished alumnus award from UMASS. In the fall of 2009 he was inducted into the Bloomsburg University Hall of Fame.

Bob is married to the former Sandra Taylor and they have three children, daughter Lyndsay, a 2011 graduate of the University of Michigan, and twin daughters Lauren and Hayley. Lauren is a freshman at the University of Wisconsin and Hayley is a freshman at California Polytechnic State University (SLO).

2012 OREGON STATE BASEBALL

OREGON STATE ADMINISTRATION



Dr. Joseph Spatafora
Faculty Ath. Rep.



Marianne Vydra
Sr. Assoc. Athletic Director/
Sr. Women's Admin.



Bob Clifford
Sr. Assoc. Athletic Dir./
Sports & Administration



Shawn Heilbron
Senior Associate Athletic
Director, Development



Mark Spencer
Senior Associate Athletic
Director, Business



John Cheney
Assoc. Athletic Director,
Event Management



Steve Fenk
Assoc. Athletic Director,
Athletic Communications



Dr. Kate Halischak
Assoc. Athletic Director,
S-A Academic Affairs



Linda Hurd
Assoc. Athletic Director,
Director of BASF



Alex Parker
Assoc. Athletic Director,
Compliance



Steve Sullivan
General Manager, Beaver
Sports Properties



Bob Westlund
VP for Principal Gifts
to Athletics



Jacque Bruns
Assistant Athletic Director,
Business Operations



Cecil Hairston
Assistant Athletic Director,
Ticket Operations



Linda Johnson
Assistant Athletic Director,
LifeSkills/Student Dev.



Nikki Pruett
Assistant Athletic Director,
Marketing & Promotions



2012 OREGON STATE BASEBALL

PLAYER BIOGRAPHIES

RYAN BARNES



Junior • 6'0" • 190 • 2L

Bats/Throws: R/R

West Linn, Ore.

West Linn

Outfield | #33

2011 Summer

Played for the Wenatchee AppleSox of the West Coast League ... Appeared in 37 games, batting .336 with four doubles, 18 RBI and 19 walks.

2011 (Sophomore)

Corvallis Regional All-Tournament Team ... Played in 51 games, starting 44 ... Batted .248 with nine doubles, a triple and a home run ... Walked 21 times to just 18 strikeouts ... Extended his hit streak to four games by going 1-for-4 against Creighton (6/4) ... Went 3-for-5 with a double, triple and two RBI against UALR in his postseason debut (6/3) ... Set a career-high with four hits, doubled twice, tripled home two and scored three runs in the series opener versus Washington (5/13) ... Set a career-high with three hits and extended his hit streak to six games in the finale at UCLA (5/1) ... Extended his hit streak with a 2-for-5 effort in the series finale against Arizona State (4/10) ... Drove in a run in Oregon State's four-run seventh and went 1-for-4 in the series opener against Arizona State (4/8) ... Tallied a 2-for-4 effort with a run and two RBI against Arizona (4/3) ... Hit his first home run, a three-run shot, against Arizona in a 1-for-4 effort (4/2) ... Tallied a 2-for-3 effort, driving in two runs in the second game of the series against UC Santa Barbara (3/26) ... Posted a 2-for-3 effort with two RBI and two doubles against Seattle (3/23) ... Extended his hit streak to three games by going 2-for-6 with two runs against Texas A&M-CC (2/26) ... Posted a 2-for-3 effort in his first career start in left against Fresno State (2/21).

2010 Summer

Played for the Humboldt Crabs of the West Coast League Tri-State ... Batted .275 with four doubles, one triple and 15 RBI in 38 games.

2010 (Freshman)

Appeared in six games, getting four at bats ... Scored the game-winning run as a pinch runner against Oregon (5/8).

West Linn High School

Lettered four seasons at second base and shortstop for head coach Mike Lord ... Earned all-league honors his sophomore, junior and senior seasons ... Named first, second and third-team all-state during his tenure at West Linn ... Earned Three Rivers League Player of the Year honors in 2009, his

senior campaign ... Was a 2008 Louisville Slugger Preseason All-American and a Rawlings All-West Coast Team member ... As a senior, batted .453 with nine doubles, three triples and eight home runs ... Drove in 26 and stole 18 bases ... Also lettered three years in basketball.

Personal

Majoring in business ... Born November 1, 1990 in Portland, Ore. ... Son of Diane and Gary Barnes ... Has one brother, Brad ... Both father, Gary, and mother, Diane, attended Oregon State ... Favorite athlete is Chad Ochocinco ... Favorite TV show is Entourage ... Biggest athletic thrill to date is winning the 2011 Corvallis Regional hosted by the Beavers ... Chose Oregon State because "it was my goal."

Barnes' Single-Game Highs

Hits: 4, vs Washington, May 13, 2011
Doubles: 2-2x, last: vs Washington, May 13, 2011
Triples: 1-2x, last vs UALR, June 3, 2011
Home runs: 1, at Arizona, Apr 02, 2011
Total bases: 8, vs Washington, May 13, 2011
RBI: 3, at Arizona, Apr 02, 2011
Runs scored: 3, vs Washington, May 13, 2011
Walks: 2-2x, last: Arizona State, Apr 09, 2011
Hit by pitch: 1, 5 times
Struck out: 2-2x, last: at Oregon, May 27, 2011
At bats: 6, vs Texas A&M-CC, Feb 26, 2011
Stolen bases: 2, USC, May 20, 2011

COLE BAYLIS



Sophomore • 6'8" • 214 • 1L

Bats/Throws: R/R

Los Altos, Calif.

Saint Francis

Pitcher | #20

2011 Summer

Played for the Wenatchee AppleSox of the West Coast League ... Appeared in eight games, including three starts, and went 1-0 with a 5.06 ERA in 16 innings ... Struck out eight.

2011 (Freshman)

Threw in 14 games, all in relief ... Went 1-0 with a 2.25 ERA in 12 innings ... Struck out 12 and allowed opponents a .224 batting average ... Allowed one hit and an unearned run while striking out two in 2 2/3 innings against Oregon (5/3) ... Threw 1/3 of an inning against Washington State for his second career Pac-10 action (4/22) ... Picked up the win after going 1 2/3

Career Statistics

Barnes, Ryan

James, Ryan

Year	AVG	GP	GS	AB	R	H	2B	3B	HR	RBI	TB	SLG%	BB	HBP	SO	GDP	OB%	SF	SH	SB	ATT	PO	A	E	FLD%
2010	.000	6	0	4	1	0	0	0	0	0	0	.000	0	0	3	1	.000	0	0	0	0	0	0	.000	
2011	.248	51	44	165	26	41	9	2	1	25	57	.345	21	6	18	8	.352	1	9	8	10	62	2	3	.955
TOTAL	.243	57	44	169	27	41	9	2	1	25	57	.337	21	6	21	9	.345	1	9	8	10	62	2	3	.955

Baylis, Cole

Year	ERA	W	L	APP	GS	CG	SHO	CBO	SV	IP	H	R	ER	BB	SO	2B	3B	HR	AB	B/Avg	WP	HBP	BK	SFA	SHA
2011	2.25	1	0	14	0	0	0	0	0	12.0	11	4	3	7	12	1	0	0	57	.224	0	1	1	0	0

2012 OREGON STATE BASEBALL

PLAYER BIOGRAPHIES

innings in relief against Indiana (2/27) ... Made his OSU debut and struck out three in 1 2/3 innings against Fresno State (2/20).

Saint Francis High School

Lettered four seasons for head coach Mike Oakland ... Earned all-league honorable mention during his career ... As a junior, was 2-0 with a 6.11 ERA in eight appearances ... Struck out 21 in 18 1/3 innings ... As a sophomore, earned West Catholic League Honorable Mention honors ... Was 2-1 with a 2.10 ERA in 12 appearances ... Threw three complete games and struck out 57 in 56 2/3 innings.

Personal

Majoring in recreation resource management ... Born December 12, 1991 in Palo Alto, Calif. ... Son of Lloyd and Cherie Baylis ... Has one brother, Tyler ... Enjoys fishing and hunting ... Favorite athlete is JT Snow ... Favorite TV show is South Park ... Biggest athletic thrill to date is playing in the 2011 NCAA Super Regional in Nashville ... Chose Oregon State because "I've wanted to go here my entire life."

Baylis' Single-Game Highs

Innings pitched: 2.2, Oregon, May 03, 2011

Walks allowed: 1, 7 times

Strikeouts: 3, at Fresno State, Feb 20, 2011

Batters faced: 11, Oregon, May 03, 2011



MATT BOYD

Junior • 6'3" • 215 • 2L

Bats/Throws: L/L

Mercer Island, Wash.

Eastside Catholic

Pitcher | #31

2011 Summer

Played for the USA Baseball Collegiate National Team, appearing in five games ... Went 1-0 with a 1.42 ERA in 6 1/3 innings, tallying eight strikeouts ... Later played for the Orleans Firebirds of the Cape Cod League, making eight appearances with two starts ... Went 0-0 with a 1.71 ERA in 21 innings, striking out 15.

2011 (Sophomore)

All-Pac-10 Honorable Mention ... Appeared in 30 games, all in relief ... Went 0-0 with a 1.57 ERA ... Saved four games ... Threw in 46 innings, striking out 35 to just 11 walks ... Opponents batted .253 against him ... Threw two innings of scoreless relief against UALR, striking out two

(6/3) ... Worked 1 2/3 innings of scoreless relief in the opener against USC (5/20) ... Tied a season-high with four strikeouts in 2 1/3 scoreless innings against Portland (5/10) ... Inherited two runners, stranding both, and worked two full innings in the first game of a doubleheader against California (5/7) ... Worked two scoreless innings in relief in the series opener at UCLA (4/29) ... Threw a scoreless inning against Washington State (4/22) ... Saved his fourth game of the season after allowing four hits and no runs in three innings against Stanford (4/16) ... Picked up his third save after holding Arizona State scoreless in 1 1/3 innings in the series finale (4/10) ... Threw two innings in relief against Arizona, allowing three hits and a run (4/3) ... Worked a season-long three innings, allowing just two hits and an unearned run to UC Santa Barbara (3/27) ... Picked up his second save after holding Seattle to no hits and no runs with four strikeouts in two innings (3/23) ... Struck out a season-best four in 2 1/3 innings of relief against Seattle (3/22) ... Picked up his first career save after shutting out Oregon in 2 2/3 innings of relief while striking out three (3/8) ... Threw 1 2/3 innings against Fresno State, scattering a hit and striking out three (2/20) ... Worked consecutive 2/3 of an inning against Gonzaga (2/19 and 2/20).

2010 Summer

Played for the Corvallis Knights of the West Coast League ... Made 23 appearances in the field and tallied a double, home run and seven RBI ... Pitched in 14 games, making one start ... Went 0-1 with a 1.55 ERA in 29 innings ... Struck out 33.

2010 - Batting (Freshman)

All-Pac-10 Honorable Mention ... *Louisville Slugger Freshman All-American* ... *NCBWA Freshman All-America First Team* ... Appeared in 29 games in the field, starting 16 ... Hit .264 with six doubles, three home runs and 19 RBI ... Tallied four multiple-hit games and six multi-RBI efforts ... Batted .200 in 12 Pac-10 games ... Hit a pinch hit, three-run home run in the seventh against Arizona State (5/21) ... Moved his hit streak to four games by going 2-for-4 in the series finale against Maine (3/21) ... Extended his hit streak to three games by going 2-for-5 with two RBI against Maine (3/20) ... Doubled and homered to finish 2-for-4 with three RBI against Maine (3/19) ... Doubled home the game-winning three runs with two outs in the ninth against Utah (3/13) ... Went 1-for-3, doubled and walked twice against Arizona State (3/5) ... Hit his first career home run in a 2-for-4 effort against UC Riverside (3/4) ... Made his collegiate debut and drove in a run on a sac fly at Hawaii (2/19).

2010 - Pitching (Freshman)

Appeared in 20 games on the mound, starting two ... Went a team-leading 7-1 with a 1.90 ERA in 42 2/3 innings ... Inherited 21 runners, allowing six to score (.285) ... Earned his seventh win of the season after scattering three hits and a run in four innings of relief against Oregon (5/26) ... Threw two innings of scoreless relief against Washington (5/15) ... Earned his sixth win of the season after throwing just two pitches in a relief outing against Oregon (5/9) ... Got the win after going two scoreless innings in relief against Oregon (5/8) ... Limited USC to two hits and a run in 3 in-

Career Statistics

Boyd, Matt

Year	AVG	GP	GS	AB	R	H	2B	3B	HR	RBI	TB	SLG%	BB	HBP	SO	GDP	OB%	SF	SH	SB	ATT	PO	A	E	FLD%
2010	.264	29	16	72	13	19	6	0	3	19	34	.472	8	2	23	0	.341	3	0	0	0	5	13	2	.900
2011	.000	2	0	1	1	0	0	0	0	0	0	.000	1	0	1	0	.500	0	0	0	0	4	11	0	1.000
TOTAL	.260	31	16	73	14	19	6	0	3	19	34	.466	9	2	24	0	.345	3	0	0	0	9	24	2	.943

Year	ERA	W	L	APP	GS	CG	SHO	CBO	SV	IP	H	R	ER	BB	SO	2B	3B	HR	AB	B/Avg	WP	HBP	BK	SFA	SHA
2010	1.90	7	1	20	2	0	0	1	0	42.2	31	11	9	14	28	9	1	4	179	.200	0	7	0	0	3
2011	1.57	0	0	30	0	0	0	2	4	46.0	42	12	8	11	35	6	0	2	186	.253	2	3	0	0	5
TOTAL	1.73	7	1	50	2	0	0	3	4	88.2	73	23	17	25	63	15	1	6	365	.227	2	10	0	0	8

2012 OREGON STATE BASEBALL

PLAYER BIOGRAPHIES

nings of relief (4/3) ... Threw four pitches and got the win after posting one strikeout against Long Beach State (3/26) ... Picked up the win after starting, going 6 1/3 innings against Maine, allowing four hits and a run (3/21) ... Made his first career start and threw 6 2/3 innings, striking out seven for the win against UC Riverside (3/4) ... Picked up his first career win after holding Hawaii to two hits and two strikeouts in five innings of relief (2/22) ... Made his first collegiate pitching appearance against Hawaii, going 2 1/3 innings and allowing just one hit (2/20).

Eastside Catholic High School

Played his sophomore, junior and senior seasons for head coach Curt Towey and started as a first baseman and pitcher ... Team went 46-14 during his three-year tenure ... Batted .464 with seven doubles, one triple, four home runs and 27 RBI ... On the mound, was 7-2 with a 0.84 ERA in 10 appearances ... Struck out 91 in 58 innings ... Named an ABCA All-Region 7 Selection as a pitcher his senior year ... Named the Washington State Co-MVP/Player of the Year ... 3A All-State selection ... 2009 First-Team All-Metro 3A selection ... Under Armour Preseason All-American selection ... As a junior, batted .429 with five doubles, six home runs and 21 RBI ... As a pitcher, was 7-0 with a 0.71 ERA in nine games ... Struck out 58 in 39 2/3 innings ... As a junior, named to 2008 All-State team as a pitcher ... Also a First-Team All-Metro selection at both first base and pitcher ... In 2006-07, his sophomore season, batted .418 with eight doubles and two home runs ... Drove in 20 ... Went 2-3 with a 2.83 as a pitcher, striking out 23 in 27 2/3 innings ... Earned 2008 Second-Team All-Metro honor as a first baseman.

Mercer Island High School

Played his freshman season, 2005-06, for head coach Doug Williams ... Named the MIHS Rookie of the Year ... Batted .450 with eight doubles, three home runs and 18 RBI ... Was 2-0 on the mound, throwing 5 1/3 innings in four appearances.

A Beaver In The Community

Boyd has spent much time volunteering in the community in the past, including serving as a leader at a Vacation Bible School ... He spent time on a Mission Trip to the Dominican Republic ... He was a camp leader for the Mercer Island Little League offseason workouts ... He has also volunteered by building bikes for Forgotten Children's Fund.

Personal

Majoring in communications ... Born February 2, 1991 in Bellevue, Wash., and considers Mercer Island, Wash., his hometown ... Son of Lisa and Kurt Boyd ... Has one sister, Jessica ... Favorite athlete is Ken Griffey, Jr. ... Favorite TV shows are MLB Tonight, Entourage and Family Guy and favorite movies are The Sandlot and Bull Durham ... Would be playing hockey if he wasn't a baseball player ... Chose Oregon State because of the quality of the coaches, the chance to play in a Pac-10 school, a chance to play for a school with a winning tradition and because OSU has his desired major.

Boyd's Single-Game Highs

Hits: 2, 4 times

Doubles: 1, 6 times

Home runs: 1-3x, last: at Arizona State, May 21, 2010

Total bases: 6, Maine, Mar 19, 2010

RBI: 3-3x, last: at Arizona State, May 21, 2010

Runs scored: 2-3x, last: Long Beach State, Mar 26, 2010

Walks: 2, vs Arizona State, Mar 05, 2010

Hit by pitch: 1-2x, last: Stanford, Apr 17, 2010

Struck out: 3-2x, last: Southern Utah, Mar 24, 2010

At bats: 5, 4 times

Innings pitched: 6.2, vs UC Riverside, Mar 04, 2010

Walks allowed: 2, 6 times

Strikeouts: 7, vs UC Riverside, Mar 04, 2010

Batters faced: 25, vs UC Riverside, Mar 04, 2010

COLE BROCKER



Junior • 6'4" • 215 • TR

Bats/Throws: R/R

Appleton, Wis.

Kimberly/Sacramento City College

Pitcher | #22

MLB First-Year Player Draft

Brocker was selected in the 39th round of the 2011 MLB First-Year Player Draft by Detroit but did not sign.

Sacramento City College

Played for the Panthers his freshman and sophomore seasons ... A 2011 preseason All-American ... Appeared in 13 games as a sophomore, going 2-1 with a 3.00 ERA in 18 innings ... Saved five games and struck out 24 while issuing just four walks ... As a freshman, was 0-1 with a 3.90 ERA in 18 games ... Struck out 19 in 27 2/3 innings, saving four games.

Kimberly High School

Earned all-state, all-district and all-league his senior year as an outfielder ... Batted .468 his senior year, tallying three doubles, a triple and eight home runs ... On the mound, was 2-0 with a 1.05 ERA in three games, finishing with 13 1/3 innings ... Batted .308 as a junior, finishing with six doubles and six RBI ... Threw in three games junior year, going 3-0 with a 1.11 ERA in 12 2/3 innings ... Completed one game.

Personal

Majoring in psychology ... Born April 17, 1990 in Appleton, Wis. ... Son of Julie and Robert Brocker ... Has one brother, Jordan, and one sister, Michaela ... Favorite athlete is Tim Lincecum and favorite TV show is Intentional Talk on the MLB Network ... Biggest athletic thrill to date is dogpiling after winning state in 2007 ... Chose Oregon State because "I want to pitch in Omaha."

2012 OREGON STATE BASEBALL

PLAYER BIOGRAPHIES

TONY BRYANT



Junior • 6'8" • 220 • 2L

Bats/Throws: R/R

Kennewick, Wash.

Kennewick

Pitcher | #36

MLB First-Year Player Draft

Bryant was a 25th-round selection by the Minnesota Twins in the 2009 MLB First-Year Player Draft but did not sign.

2011 Summer

Played for the Madison Mallards of the Northwoods League ... Threw in 16 games, going 2-0 with a 0.96 ERA ... Tallied 18 2/3 innings and saved five games ... Allowed just seven hits, two runs and struck out 19.

2011 (Sophomore)

All-Pac-10 First Team ... Appeared in 28 games, all in relief ... Went 3-2 with a 1.52 ERA in 47 1/3 innings ... Posted 12 saves ... Struck out 40 with 11 walks and opponents batted .224 against him ... Earned his 12th save by throwing a scoreless ninth in the regional final against Georgia (6/5) ... Got his 11th save after a scoreless ninth against UALR (6/3) ... Picked up save No. 9 after holding Cal to a hit in 1 2/3 innings in the series finale (5/8) ... Saved his seventh game after a perfect ninth against UCLA (4/29) ... Won his third game of the season after throwing a scoreless ninth against Washington State (4/22) ... Recorded his sixth save of the season after going one full inning in the opener against Washington State (4/21) ... Saved game No. 5 after getting the final out in the series finale at Stanford (4/17) ... Struck out three in the ninth to earn his fourth save of the season in the series opener against Stanford (4/15) ... Limited Arizona State to three hits and a run in 3 1/3 innings of relief in the series finale (4/10) ... Picked up save No. 3 after limiting Arizona to four hits and a run in two innings (4/2) ... Earned his second save of the season after limiting Long Beach State to a hit with two strikeouts in an inning (3/19) ... Threw four scoreless innings against VMI, allowing just one hit (3/13) ... Picked up win No. 2 after allowing just two hits over two innings while striking out four against Oregon (3/8) ... Threw 2 2/3 innings in relief against Hartford, allowing one hit with four strikeouts (3/6) ... Worked four innings against Fresno State and tallied a career-best six strikeouts (2/21) ... Picked up the win after throwing three scoreless innings in the season opener against Gonzaga (2/19).

2010 (Freshman)

Pitched in 14 games, making one start ... Had a record of 0-0 with a 4.64 ERA in 19 1/3 innings ... Appeared in six games in Pac-10 play, going 0-0 with a 5.14 ERA ... Inherited 14 runners, allowing six to score (.428) ... Made his first career start and allowed a hit over two innings against Oregon (5/26) ... Allowed two hits and a run in two innings of relief against Southern Utah (3/24) ... Worked 1 2/3 innings of scoreless relief

against Arizona State (3/5) ... Made his collegiate debut against Hawaii, and struck out three in 2 1/3 innings (2/19).

Kennewick High School

Lettered three years for head coach AJ Marquardt ... Earned Pitcher of the Year honors twice and was named All-State twice ... Earned First-Team All-Conference honors twice and second team honors once ... As a junior, was 8-2 with a 1.86 ERA in 56 1/3 innings ... Allowed just 21 runs during the season, of which 15 were earned, while opponents hit .246 against him ... Struck out 67 ... Also lettered three years in basketball.

A Beaver In The Community

Bryant has volunteered his time to work at the local baseball fields in Kennewick ... Did field work, remodeling and building a new concession stand.

Personal

Majoring in communications ... Born April 18, 1991 in Richland, Wash., and considers Kennewick his hometown ... Son of Joann and Gary Bryant ... Has three sisters, Kelsie, Christina and Stephanie ... Enjoys ping pong, video games and basketball in his spare time ... Favorite athlete is Randy Johnson and favorite TV show is Tosh.O ... Favorite movie is Happy Gilmore ... Biggest athletic thrill to date is playing in the 2011 NCAA Nashville Super Regional ... Chose Oregon State because he "liked the coaches and the great baseball program."

Bryant's Single-Game Highs

Innings pitched: 4.0-2x, last: VMI, Mar 13, 2011

Walks allowed: 3, at Washington, May 14, 2011

Strikeouts: 6, at Fresno State, Feb 21, 2011

Batters faced: 16, at Long Beach State, Mar 19, 2011

DAN CHILD



Sophomore • 6'5" • 225 • 1L

Bats/Throws: R/R

Rocklin, Calif.

Jesuit

Pitcher | #41

MLB First-Year Player Draft

Child was selected in the 48th round of the 2010 MLB First-Year Player Draft by San Diego but did not sign.

2011 Summer

Played for the La Crosse Loggers of the Northwoods League ... Pitched in 18 games, amassing 42 1/3 innings ... Went 3-2 with a 1.06 ERA and five saves with 34 strikeouts ... Named to postseason All-Star Team.

2011 (Freshman)

Appeared in four games, going 0-1 with a 9.00 ERA ... Worked five

Career Statistics

Bryant, Tony

Year	ERA	W	L	APP	GS	CG	SHO	CBO	SV	IP	H	R	ER	BB	SO	2B	3B	HR	AB	B/Avg	WP	HBP	BK	SFA	SHA
2010	4.64	0	0	14	1	0	0	0	0	21.1	19	12	11	5	19	4	1	3	86	.250	1	3	0	1	1
2011	1.52	3	2	28	0	0	0	2	12	47.1	39	9	8	11	40	10	0	0	192	.224	3	2	0	1	4
TOTAL	2.49	3	2	42	1	0	0	2	12	68.2	58	21	19	16	59	14	1	3	278	.232	4	5	0	2	5

2012 OREGON STATE BASEBALL

PLAYER BIOGRAPHIES

innings, striking out two and walking two.

Jesuit High School

Lettered in baseball for three seasons for head coach Joe Potulny ... Team-mate of current and former Beavers Andrew Susac and Danny Hayes ... Earned all-city and all-league during his tenure ... Rated as the No. 86 high school prospect in the nation by www.pgcscholar.com ... Played for the Tournament of Stars and the Rawlings NorCal World Series ... Under Armour All-American ... Went 6-1 as a senior, posting an ERA of 1.87 ... Struck out 67 in 52 1/3 innings and allowed just 30 hits to go along with 22 walks ... Opponents hit .159 against him ... As a junior, threw 6 2/3 innings, striking out 10 ... Posted an ERA of 4.20 and allowed five hits ... Earned one save ... Lettered his sophomore season, and went 2-0 with a 1.14 ERA ... Struck out 20 in 12 1/3 innings and limited opponents to three hits while issuing five walks.

A Beaver In The Community

Child has spent time performing community service, logging 50 hours at a homeless shelter for women and children in Sacramento.

Personal

Major is undecided ... Born July 24, 1992 in Fresno, Calif. ... Son of Dan and Lori Child ... Has two brothers, Christopher and Andrew, and two sisters, Emily and Allison ... Enjoys tennis, basketball, biking and playing Xbox video games ... Favorite TV show is Man Vs. Food and favorite movie is Gladiator ... Biggest athletic thrill to date is winning a Gold medal with Team USA 18U in Mexico in 2009 ... Chose Oregon State because of the great program and is in a great college town.

Child's Single-Game Highs

Innings pitched: 2.0, at Fresno State, Feb 21, 2011

Walks allowed: 1-2x, last: Hartford, Mar 05, 2011

Strikeouts: 1-2x, last: Hartford, Mar 05, 2011

Batters faced: 9, at Fresno State, Feb 21, 2011



MICHAEL CONFORTO

Freshman • 6'1" • 211 • HS

Bats/Throws: L/R

Woodinville, Wash.

Redmond

Outfield/Infield | #8

Redmond High School

Named All-State and All-League after senior campaign ... Batted .400 as a senior, finishing with five doubles, a triple, seven home runs and 19 RBI in 29 games ... Stole eight bases ... Rated as the No. 3 player in the state of Washington by Baseball Northwest prior to senior year ... Perfect Game USA rates him as the No. 6 player in Washington and 211th nationally ... Named to 2010 Perfect Game USA Preseason High School Underclassmen All-American Honorable Mention team ... Played in the 2010 Area Code Games in Long Beach, Calif. ... Earned 2010 all-state

first-team honors as an infielder ... Named to KingCo 4A All-League first team after his junior season ... Hit .361 as a junior, finishing with five doubles, two triples and nine home runs ... Posted 32 RBI ... Named to KingCo 4A All-League second team after his sophomore season ... Batted .310 his sophomore season, tallying two doubles, a triple and eight home runs ... Drove in 21 and stole five bases ... Teammate of current Beaver Dylan Davis while in high school ... Lettered two years in football as a quarterback and free safety ... Named second-team all-state in football.

Personal

Major is undecided ... Born March 1, 1993 ... Son of Tracie and Mike Conforto ... Has one sister, Jacqueline ... Jacqueline plays soccer at Azusa Pacific and father, Mike, played football at Penn State ... Member of the honor roll in high school ... Favorite TV show is Seinfeld and favorite movie is Old School ... Chose Oregon State because of "it's a great program with great coaches and a great school."

DYLAN DAVIS



Freshman • 6'0" • 200 • HS

Bats/Throws: R/R

Redmond, Wash.

Redmond

Pitcher/Outfield | #10

Redmond High School

Named All-League and All-State after his senior campaign ... Batted .420 with five doubles, a triple, 10 home runs and 35 RBI as a senior ... Stole nine bases ... As a pitcher, was 7-3 with a 3.92 ERA in 11 games ... Opponents batted .150 against him and he struck out 61 in 50 innings of work ... Rated as the No. 36 player in the nation and No. 1 player in the state of Washington by Perfect Game USA prior to senior season ... Rated as the No. 2 player in the state of Washington by Baseball Northwest ... Played in the 2010 AFLAC All-American High School Baseball Classic at Petco Park in San Diego ... Earned KingCo 4A All-League honors his junior year at outfield and was named second-team all-state as a pitcher ... Batted .438 his junior season, posting five doubles, a triple, 11 home runs and 37 RBI ... On the mound, was 4-1 with a 2.35 earned run average in nine games, throwing 66 strikeouts in 41 2/3 innings ... Earned KingCo 4A All-League honors his sophomore year at outfield ... Hit .315 his sophomore year, tallying three doubles, two triples and six home runs ... Drove in 21 ... On the mound, was 7-0 with a 2.05 ERA in 11 appearances, with two complete games ... Threw in 44 1/3 innings, striking out 36 ... Played for the Team USA 14U National Team that won gold in Guatemala in 2007 ... Also played for the 16U Team in 2009 that won gold in Taiwan.

A Beaver In The Community

Davis is active in the community, having spent time cleaning up parks and working in a kitchen for the homeless.

Personal

Major is undecided ... Born July 20, 1993 in Redmond, Wash. ... Son of

Career Statistics

Child, Dan

Year	ERA	W	L	APP	GS	CG	SHO	CBO	SV	IP	H	R	ER	BB	SO	2B	3B	HR	AB	B/Avg	WP	HBP	BK	SFA	SHA
2011	9.00	0	1	4	0	0	0	0	0	5.0	7	6	5	2	2	1	0	0	26	.333	0	2	0	0	1

2012 OREGON STATE BASEBALL

PLAYER BIOGRAPHIES

Diana and Pat Davis ... Is an only child ... Enjoys hanging out with friends, video games and playing basketball and football in his spare time ... Biggest athletic thrill is winning a gold medal with the USA Baseball 16U National Team and participating in the Aflac All-American Game ... Chose Oregon State because of "the coaching staff and the chance to win a national championship."

RYAN DETTMAN



Junior • 6'0" • 175 • TR

Bats/Throws: R/R

Fair Oaks, Calif.

Del Campo/American River College

Outfield | #39

2011 Summer

Played in 29 games for the Wilmar Stingers of the Northwoods League ... Batted .137 with a home run and seven RBI.

American River College

Played for American River College in 2010 and 2011 ... Batted .296 as a sophomore, finishing with four doubles, seven triples and 14 RBI ... Stole 12 bases ... Earned All-Northern California honors his freshman campaign ... Led ARC in batting average (.417), hits (58), doubles (11), stolen bases (20) and RBI (28) and finished with a triple, two home runs and 16 walks ... Redshirted in 2009.

Del Campo High School

Batted .447 as a senior at Del Campo in 2008, posting 16 RBI, four doubles, a triple and a home run ... Collected 20 stolen bases in 20 attempts ... Named to the All-Capital League First Team after his senior season ... Finished with six RBI and six stolen bases in 2007 where he was a teammate of former Beaver Brian Stamps ... Also lettered in basketball for two seasons at Del Campo.

A Beaver In The Community

Dettman has worked with children by coaching youth clinics and reading in groups.

Personal

Majoring in sociology ... Born April 10, 1990 ... Son of Beverly and Randy Dettman ... Has one brother, Sam ... Enjoys fishing, hunting, basketball and whiffleball in his spare time ... Favorite TV show is Dexter and favorite movie is The Sandlot ... Chose Oregon State because of "the coaches and the reputation the program has around the country."

ADAM DUKE



Sophomore • 6'2" • 185 • 1L

Bats/Throws: R/R

Spanish Fork, Utah

Spanish Fork

Pitcher | #23

MLB First-Year Player Draft

Duke was a 16th-round selection in the 2010 MLB First-Year Player Draft by the Boston Red Sox.

2011 Summer

Played for the Corvallis Knights of the West Coast League ... Pitched in two games, totaling five innings ... Struck out two.

2011 (Freshman)

Pitched in six games, all in relief ... Went 1-0 with a 4.76 ERA in 5 2/3 innings ... Struck out three ... Opponents batted .158 against him ... Earned his first career win after allowing just a walk in a 1 1/3 innings in the regional final against Georgia (6/5) ... Threw a scoreless eighth against Oregon (5/28) ... Worked first inning in Pac-10 play, allowing two walks with a strikeout against USC (5/21) ... Made his collegiate debut against Portland (5/10) and allowed a hit and two runs while striking out one and walking one in one inning of work.

Spanish Fork High School

Lettered in baseball two seasons for head coach Jim Nelson ... Earned all-state honors three times and was a preseason and postseason Louisville Slugger All-American ... Earned Utah Player of the Year and Utah Gatorade Player of the Year honors his senior season ... Finished high school career with a 31-6 record in 44 games ... Was 11-0 as a senior with a 1.33 ERA and 100 strikeouts ... Junior year saw his record at 7-1 with a 1.71 ERA and 92 strikeouts and was 6-3 with a 2.40 ERA his sophomore year ... Started career with a 7-2 record and 1.60 ERA as a freshman ... Rated as the No. 117 high school player in the nation by Baseball America his senior season ... Also lettered two seasons as a guard in basketball.

Personal

Major is undecided ... Born May 6, 1992 in Payson, Utah ... Son of Dev and Alese Duke ... Has two brothers, Brock and Mike ... Enjoys four-wheeling, snowmobiling, hiking and sports of all kinds ... Favorite athlete is Kobe Bryant and favorite TV channel is ESPN ... Favorite movie is The Guardian ... Biggest athletic thrill to date is winning two consecutive state championships ... Chose Oregon State because of the coaches and the environment.

Duke's Single-Game Highs

Innings pitched: 1.1, Georgia, June 05, 2011

Walks allowed: 2, USC, May 21, 2011

Strikeouts: 1-2x, last: USC, May 21, 2011

Batters faced: 5-3x, last: Georgia, June 05, 2011

Career Statistics

Duke, Adam

Year	ERA	W	L	APP	GS	CG	SHO	CBO	SV	IP	H	R	ER	BB	SO	2B	3B	HR	AB	B/Avg	WP	HBP	BK	SFA	SHA
2011	4.76	1	0	6	0	0	0	0	0	5.2	3	3	3	5	3	0	0	1	25	.158	0	1	0	0	0

2012 OREGON STATE BASEBALL

PLAYER BIOGRAPHIES

JORDAN DUNATOV



Freshman • 6'6" • 196 • HS

Bats/Throws: R/R

Scottsdale, Ariz.

Horizon

Outfield | #25

MLB First-Year Player Draft

Dunatov was selected in the 14th round of the 2011 MLB First-Year Player Draft by Pittsburgh but did not sign.

Horizon High School

Lettered three seasons at Horizon ... Batted .492 his senior season ... Named to Perfect Game USA's "Dream Team" for the Southwest prior to senior season ... Also named as best defensive outfielder in the region ... Earned all-region honorable mention honors in 2009 and 2010 ... Batted .387 as a junior, tallying five home runs, nine doubles, a triple and 31 runs batted in ... Posted 26 walks and 15 stolen bases ... Hit .398 as a sophomore, finishing with three home runs, 11 doubles, two triples and 28 RBI ... Posted nine walks and a stolen base.

A Beaver In The Community

Dunatov is a volunteer leader in an organization called WyldLife that helps urban youths stay out of trouble.

Personal

Major is undecided ... Born October 20, 1992 in Princeville, Hawaii and considered Scottsdale, Ariz., his hometown ... Son of Theresa and Dave Dunatov ... Has one brother, Devin ... Uncle, Pat O'Hara, played for two seasons in the Oakland Athletic system, seeing time for Medford of the Northwest League in 1981 and 1982 ... Enjoys playing the guitar, fishing and camping in his spare time ... Favorite athlete is Josh Hamilton and favorite TV show is Boy Meets World ... Chose Oregon State "because of the prestige of the baseball program and the coaching staff."

RYAN DUNN



Senior • 5'11" • 185 • 1L

Bats/Throws: R/R

Bend, Ore.

Esperanza/Orange Coast College

Infield | #2

2011 Summer

Played for the Bend Elks of the West Coast League ... Played in 37 games, batting .259 with nine doubles, two home runs and 18 RBI.

Career Statistics

Dunn, Ryan

Year	AVG	GP	GS	AB	R	H	2B	3B	HR	RBI	TB	SLG%	BB	HBP	SO	GDP	OB%	SF	SH	SB	ATT	PO	A	E	FLD%
2011	.280	53	46	168	30	47	8	1	4	26	69	.411	15	7	29	2	.358	3	8	1	3	60	141	15	.931

2011 (Junior)

All-Pac-10 Honorable Mention ... Named Pac-10 Player of the Week 11 ... Appeared in 53 games, starting 46 ... Batted .280 with eight doubles, a triple and four home runs ... Drove in 26 and walked 15 times ... Pushed his hit streak to five games with a 2-for-5 effort in the opener against USC (5/20) ... Became the second player in OSU history to hit for the cycle and went 4-for-4 with four RBI against Portland (5/10) ... Drove in the game-tying run and went 2-for-5 against UCLA (4/29) ... Drove in two on sacrifice flies in the win over Washington State (4/22) ... Extended his hit streak three games by going 2-for-4 with two runs, a home run, double and three RBI in the series finale against Arizona State (4/10) ... Posted his second consecutive multi-hit game, going 2-for-4 with a run and an RBI against Arizona State (4/9) ... Drove in two in OSU's four-run seventh and finished 2-for-3 with two runs, two RBI and two doubles in the series opener against Arizona State (4/8) ... Hit a three-run home run in the sixth for the game winner and finished 3-for-4 with three RBI against Arizona (4/2) ... Drove in two on a 1-for-3 effort against Oregon (3/8) ... Tallied a 1-for-3 effort with two runs and an RBI against Indiana (2/27) ... Was 1-for-2 with a walk and scored the game-winning run against UConn (2/25) ... Went 1-for-3 and scored a run in his positional debut against Fresno State (2/21).

Orange Coast College

Lettered two years for Orange Coast College, from 2008-09 ... Batted .237 as a sophomore, tallying seven doubles, two home runs and 18 RBI ... As a freshman, hit .321 in 44 games, finishing with six doubles, a home run and 15 RBI.

Esperanza High School

Lettered four years for head coach Mike Curran.

Personal

Majoring in communications ... Born October 28, 1988 in Portland, Ore. ... Son of Jim and Diane Dunn ... Has two sisters, Jamie and Sarah ... Enjoys surfing, snowboarding, basketball and golf ... Favorite athlete is Evan Longoria and favorite TV show is Tosh.O ... Favorite movie is The Sandlot ... Biggest athletic thrill to date is hitting for the cycle against Portland in 2011 ... Chose Oregon State because it's a college town, and the atmosphere, baseball and academics.

Dunn's Single-Game Highs

Hits: 4, Portland, May 10, 2011
Doubles: 2, Arizona State, Apr 08, 2011
Triples: 1, Portland, May 10, 2011
Home runs: 1, 4 times
Total bases: 10, Portland, May 10, 2011
RBI: 4, Portland, May 10, 2011
Runs scored: 2, 6 times
Walks: 2, Washington State, Apr 21, 2011
Hit by pitch: 2, at Long Beach State, Mar 19, 2011
Struck out: 2, 6 times
At bats: 5, 6 times
Stolen bases: 1, vs Washington, May 13, 2011

2012 OREGON STATE BASEBALL

PLAYER BIOGRAPHIES

SPENCER ELLSBURY



R. Freshman • 6'0" • 170 • RS

Bats/Throws: R/R

Madras, Ore.

Madras

Outfield | #46

2011 (Freshman)

Did not play collegiate baseball.

Madras High School

Lettered four years at Madras ... Named First-Team All-League and First-Team All-State senior year ... Batted .350 with eight doubles, three triples, one home run and 28 RBI ... Stole eight bases ... Also lettered one year in basketball, one year in football and one year in cross country.

A Beaver In The Community

Ellsbury is active in the community, participating in baseball clinics, community cleanups and the Sparrow Club.

Personal

Majoring in business ... Born August 6, 1992 in Madras, Ore. ... Son of Margie and Jim Ellsbury ... Has three brothers: Jacoby, Matt and Tyler ... Jacoby lettered at OSU from 2003-05 and is an outfielder with the Boston Red Sox ... Member of the National Honor Society while in high school ... Favorite TV show is Dexter and favorite movie is Dumb and Dumber ... Chose Oregon State for "the opportunity to play in the Pac-12 and to play with the best."

NATE ESPOSITO



Freshman • 5'11" • 180 • HS

Bats/Throws: R/R

Granite Bay, Calif.

Granite Bay

Catcher/Outfield | #6

MLB First-Year Player Draft

Esposito was selected in the 46th round of the 2011 MLB First-Year Player Draft by Oakland but did not sign.

Granite Bay High School

Named to Sierra Foothill All-League team after senior season ... As a senior, batted .329 with eight doubles, two triples and a home run in 26 games ... Drove in 26 and stole nine bases ... Ranked in the top 1,000 players nationally by Perfect Game USA prior to his senior year ... Competed at the 2010 Rawlings Northern California World Series, earning all-tournament honors ... Earned Sierra Foothill League First-Team honors after his junior year ... All-City honorable mention in baseball in 2010 ... Played for the Milwaukee Brewers California Area Code team in 2010 ... Batted .383 as a junior, tallying 23 RBI, 10 doubles, three triples

and two home runs ... Stole four bases in six attempts ... Also lettered two years in football, as a junior and senior.

A Beaver In The Community

Esposito has served food at a homeless shelter for the Salvation Army.

Personal

Major is undecided ... Born June 25, 1993 in Sacramento, Calif. ... Son of Julie and Pat Esposito ... Has two brothers, Nick and Vinny ... Father, Pat, played collegiate baseball at Cal Poly ... Enjoys ping pong and pool basketball in his spare time ... Favorite TV channel is ESPN and favorite movie is Pulp Fiction ... Favorite athlete is Derek Jeter ... Chose Oregon State because of "the excellent baseball program."

MATT FIELDING



R. Freshman • 5'9" • 170 • RS

Bats/Throws: R/L

Rocklin, Calif.

Rocklin

Pitcher | #18

2011 (Freshman)

Did not play collegiate baseball.

Rocklin High School

Lettered three years for head coach Roc Murray ... Earned first-team all-league each of his three years ... Named first-team all-metro area and all-state as a senior ... Served as team captain his junior and senior years ... Tallied an 11-2 record his senior season, posting a 1.15 ERA in 85 innings ... Struck out 107 while walking 15 ... As a junior, pitched in 15 games, going 10-3 with a 2.12 ERA ... Struck out 74 and walked 22 in 79 1/3 innings ... Appeared in six games as a sophomore, going 5-3 with a 2.86 ERA ... Struck out 47 in 41 2/3 innings.

Personal

Majoring in business ... Born April 2, 1992 in Sacramento, Calif., but considers Rocklin, Calif., his hometown ... Son of Craig and Kathy Fielding ... Has one brother, Kevin ... Enjoys video games, longboarding and fishing in his spare time ... Favorite athlete is Brian Wilson ... Favorite TV show is Tosh.O and favorite movie is The Notebook ... Chose Oregon State "because I wanted to play baseball for a winning team."

2012 OREGON STATE BASEBALL

PLAYER BIOGRAPHIES

JACE FRY



Freshman • 6'1" • 195 • HS

Bats/Throws: L/L

Beaverton, Ore.

Southridge

Pitcher | #11

MLB First-Year Player Draft

Fry was selected in the ninth round of the 2011 MLB First-Year Player Draft by Oakland but did not sign.

2011 Summer

Played for the Corvallis Knights of the West Coast League ... Named Second Team All-League after going 2-1 with a 1.41 ERA in nine games, including eight starts ... Threw in 38 1/3 innings ... Named as the top prospect in the league by Perfect Game USA and Baseball America and as the top incoming freshman from all 2011 summer leagues.

Southridge High School

Lettered three seasons at Southridge ... Named All-League and 6A Metro Pitcher of the Year his senior campaign ... Named Oregon 6A Pitcher of the Year ... Went 10-0 as a senior, finishing with an ERA of 1.42 in 12 games ... Struck out 92 and walked just 18 in 59 innings ... Opponents batted .152 against him ... Prior to senior season, rated as the top high school player in the state of Oregon in 2011 by BaseballNorthwest.com ... Rated as the No. 2 player in the state of Oregon and 408th nationally by Perfect Game USA ... As a junior, batted .320 with a home run, eight RBI, two doubles and two triples ... As a sophomore, batted .436 with 19 RBI, a home run and eight doubles ... Pitched his junior year, going 3-2 with a 1.93 earned run average in 29 innings ... Also lettered his sophomore season in football ... Part of the Beaverton Little League team that placed third in the Little League World Series in 2006.

Personal

Major is undecided ... Born July 9, 1993 ... Son of Candy Baur and Steve Fry ... Has two brothers, D'Cota and Storm, and two sisters, Stephie and Skyler ... Enjoys ping pong and boating in his spare time ... Chose Oregon State because of "great history, they're contenders and good teammates and coaches."

MAX GORDON



Junior • 5'8" • 170 • 1L

Bats/Throws: L/L

Ashland, Ore.

Ashland/Sierra College

Outfield | #40

2011 Summer

Played for the Swift Current Indians of the Western Major Baseball League ... Played in 27 games, batting .313 with four doubles, a triple, one home run and 17 RBI.

2011 (Sophomore)

Played in 30 games, starting 12 ... Batted .130 with a double and two RBI ... Picked up his first career hit in the first game of a doubleheader against Hartford and finished 1-for-3, then duplicated that effort in the second game (3/6).

Sierra College

Lettered for Sierra College in 2009, batting .281 in 43 games ... Tallied four doubles and 20 RBI while finishing with 13 stolen bases in 24 at-tempts.

Ashland High School

Lettered three years in center field for head coach Don Senestraro ... Earned all-state in baseball ... Lettered one season in football where he was an all-conference linebacker.

A Beaver In The Community

Gordon made the trip to Guatemala in December 2011 for Beavers Without Borders.

Personal

Majoring in human development and family science ... Born August 8, 1990 in Sacramento, Calif. ... Son of Michelle and Stan Gordon ... Has one brother, Nicholas ... Enjoys hunting, snowboarding and fishing ... Favorite athlete is Ken Griffey, Jr., and favorite TV show is SportsCenter ... Favorite movie is Anchorman ... Biggest athletic thrill to date is winning a high school state championship.

Gordon's Single-Game Highs

Hits: 1, 5 times
Doubles: 1, USC, May 21, 2011
Total bases: 2, USC, May 21, 2011
RBI: 1, Hartford, Mar 05, 2011
Runs scored: 2, VMI, Mar 13, 2011
Walks: 2, VMI, Mar 13, 2011
Hit by pitch: 1, 4 times
Struck out: 2, 3 times
At bats: 4, 4 times
Stolen bases: 1, 3 times

Career Statistics

Gordon, Max

Year	AVG	GP	GS	AB	R	H	2B	3B	HR	RBI	TB	SLG%	BB	HBP	SO	GDP	OB%	SF	SH	SB	ATT	PO	A	E	FLD%
2011	.130	30	12	46	11	6	1	0	0	2	7	.152	8	4	13	0	.300	2	4	3	3	24	0	1	.960

2012 OREGON STATE BASEBALL

PLAYER BIOGRAPHIES

RYAN GORTON



Senior • 6'2" • 213 • 3L

Bats/Throws: R/R

Tigard, Ore.

Tigard

Catcher | #16

2011 Summer

Played for the Corvallis Knights of the West Coast League ... Played in 28 games, batting .301 with four doubles and 18 RBI.

2011 (Junior)

Played in four games, starting once ... Had five at bats ... Pitched in eight games, all out of the bullpen, and went 0-0 with a 9.00 ERA ... Struck out nine and walked five and opponents batted .400 against him.

2010 Summer

Appeared in 23 games in the field for the Madison Mallards of the Northwoods League ... Batted .258 with a double and four RBI ... Pitched in 13 games, starting one, and went 4-0 with a 4.40 ERA in 28 2/3 innings ... Struck out 20.

2010 - Batting (Sophomore)

Appeared in 11 games, starting three ... Hit 231 with a double and six RBI ... Drove in two with a single against Long Beach State (3/26) ... Started his first game of the season and drove in two runs with a double to right against Portland (3/14).

2010 - Pitching (Sophomore)

Made 17 appearances, starting five ... Posted a 3-2 record and a 5.30 ERA in 37 1/3 innings ... Inherited 16 runners, allowing six to score (.428) ... Worked 13 1/3 innings in Pac-10 play, starting one in seven appearances, and went 0-1 with an 8.78 ERA ... Started and threw 4 1/3 innings against Seattle, striking out four (5/18) ... Started and took the loss after allowing seven hits and five runs over 3 2/3 innings at Oregon (4/27) ... Worked five innings in relief against UCLA, and took the loss after allowing two runs in the 16th (4/10) ... Threw seven innings against Portland and picked up the win after allowing just five hits and an unearned run (4/6) ... Started against Southern Utah, and allowed four hits over five innings (3/24) ... Got his first win of the season after throwing a scoreless ninth against Utah (3/13).

2009 Summer

Played in 23 games for Wenatchee of the West Coast League, starting in 21 ... Batted .289 with 10 RBI and 10 walks ... Made 10 pitching appearances, all in relief, and went 1-1 with a 0.00 ERA ... Saved three games ... Allowed 10 hits and two unearned in 13 1/3 innings of work ... Struck out 13 and walked four.

2009 (Freshman)

Appeared in 12 games, starting one ... Went 2-0 with a 1.97 ERA, striking out 20 in 32 innings ... Made his ninth appearance of the year and scattered four hits and a run over 4 2/3 innings in relief against Washington State (5/15) ... Pitched 3 1/3 scoreless innings of relief against Arizona State, striking out three (5/2) ... Allowed just a home run in three innings in a relief appearance at UCLA (4/24) ... Earned his second win of the season after holding BYU to four hits and two earned runs in three innings (4/14) ... Kept Arizona off the scoreboard over five full innings, striking out three (4/10) ... Started his first career game and picked up his first career win after going five full innings against Utah Valley, striking out four (3/20) ... Worked 3 2/3 scoreless innings in his career debut against Oklahoma State (3/6).

Tigard High School

Lettered four years for head coach Tom Campbell ... Batted .375 his senior season and was named to the All-League First-Team ... As a pitcher, was 11-1 with a 0.91 ERA as a senior ... Also earned All-State honors his junior and senior years ... Earned All-League honors his junior year after hitting .545 with a home run and 17 runs batted in ... Hit .406 as a sophomore to earn All-League honors ... Batted .330 his freshman season ... Also lettered three years in football and two years in basketball.

Personal

Majoring in sociology ... Born February 27, 1990 in Portland, Ore. ... Son of Cindy and Ty Gorton ... Has one sister, Sarah ... Enjoys video games, basketball, football, guitar and playing cards in his spare time ... Favorite athlete is Michael Jordan ... Biggest athletic thrill to date is winning the 2008 Babe Ruth World Series ... Favorite TV show is Family Guy and favorite movie is Dumb and Dumber ... Chose Oregon State because of the program.

Gorton's Single-Game Highs

Hits: 1-3x, last: Portland, Mar 14, 2010

Doubles: 1, Portland, Mar 14, 2010

Total bases: 2, Portland, Mar 14, 2010

RBI: 2-2x, last: Long Beach State, Mar 26, 2010

Runs scored: 1, vs Missouri State, Mar 14, 2009

Walks: 1-3x, last: at USC, Apr 02, 2010

Struck out: 2, UCLA, Apr 10, 2010

At bats: 3-2x, last: UCLA, Apr 10, 2010

Career Statistics

Gorton, Ryan

Year	AVG	GP	GS	AB	R	H	2B	3B	HR	RBI	TB	SLG%	BB	HBP	SO	GDP	OB%	SF	SH	SB	ATT	PO	A	E	FLD%
2009	.000	2	0	2	1	0	0	0	0	0	0	.000	1	0	1	0	.333	0	0	0	0	5	3	0	1.000
2010	.231	11	3	13	0	3	1	0	0	6	4	.308	2	0	4	0	.333	0	0	0	0	2	5	0	1.000
2011	.000	4	1	5	0	0	0	0	0	0	0	.000	0	0	1	2	.000	0	0	0	0	4	3	1	.875
TOTAL	.150	17	4	20	1	3	1	0	0	6	4	.200	3	0	6	2	.261	0	0	0	0	11	11	1	.957

Year	ERA	W	L	APP	GS	CG	SHO	CBO	SV	IP	H	R	ER	BB	SO	2B	3B	HR	AB	B/Avg	WP	HBP	BK	SFA	SHA
2009	1.97	2	0	12	1	0	0	0	0	32.0	33	8	7	16	20	5	0	2	137	.280	2	1	0	0	2
2010	5.30	3	2	17	5	0	0	0	0	37.1	51	25	22	17	26	9	2	4	172	.342	3	1	2	1	4
2011	9.00	0	0	8	0	0	0	0	0	9.0	16	9	9	5	9	6	0	0	47	.400	0	0	0	0	2
TOTAL	4.37	5	2	37	6	0	0	0	0	78.1	100	42	38	38	55	20	2	6	356	.326	5	2	2	1	8

2012 OREGON STATE BASEBALL

PLAYER BIOGRAPHIES

Gorton's Single-Game Highs Continued

Innings pitched: 7.0, Portland, Apr 06, 2010
Walks allowed: 4-2x, last: UCLA, Apr 10, 2010
Strikeouts: 4, 5 times
Batters faced: 28, Portland, Apr 06, 2010

DANNY HAYES



Junior • 6'5" • 205 • 2L
Bats/Throws: L/R
Rancho Murieta, Calif.
Jesuit

Infield | #9

2011 Summer

Played for the Brewster Whitecaps of the Cape Cod League ... Appeared in 17 games, batting .262 with two doubles, one RBI and 11 walks.

2011 (Sophomore)

Played in 51 games, starting in 39 ... Batted .279 with 10 doubles, four home runs and 32 RBI ... Walked 31 times to 32 strikeouts ... Hit a solo home run and went 2-for-2 with a walk against UALR (6/3) ... Homered and went 2-for-4 with two runs and two RBI against Washington (5/14) ... Tallied a 2-for-5 effort in the finale at UCLA (5/1) ... Drove in the game-winning run in the ninth and finished 3-for-5 with two RBI against Washington State (4/22) ... Pushed his hit streak to five games by going 2-for-4 with a run and a double against Seattle (3/23) ... Extended his hit streak to four games with a 1-for-3 effort against Seattle (3/22) ... Tallied a 2-for-4 effort with a double and three RBI in the first game of a doubleheader against Long Beach State (3/19) ... Was 3-for-4 with a double, home run, three RBI and two walks against Long Beach State (3/18) ... Combined to go 4-for-10 with two runs, four RBI and a double in a doubleheader against Hartford (3/6) ... Hit a three-run home run in the ninth to give OSU a 6-5 lead against UT-San Antonio (2/28) ... Drove in two with a pinch-hit double in the eighth for the game winners against Indiana (2/27) ... Went 2-for-3 to finish with his first hits of the season, against Texas A&M-CC (2/26).

2010 Summer

Played for the Corvallis Knights of the West Coast League ... Played in eight games, batting .308 with three RBI.

2010 (Freshman)

Appeared in 43 games, starting 32 ... Hit .284 with 11 doubles, a home run and 20 RBI ... Tallied eight multi-hit games and six multi-RBI efforts ... Hit .260 with four doubles and a home run in 25 Pac-10 games, starting 19 ... Doubled home two runs in the first and went 2-for-3 against Arizona (5/28) ... Drove in a run and finished 2-for-4 against Arizona State (5/21) ... Went 3-for-4 and hit his first collegiate home run in the loss to Stanford (4/18) ... Went 2-for-3 with a double and an RBI against Long Beach

State (3/26) ... Finished 2-for-2 with three RBI and a double against Maine (3/20) ... Doubled and went 3-for-4 with three RBI in his first career start (3/19) ... Doubled to left against Portland for his first career hit (3/14).

Jesuit High School

Lettered three years for head coach Joe Poltuny ... Earned all-league honors twice during his tenure while also receiving All-City and All-Metro selections.

Personal

Major is undeclared ... Born September 21, 1990 in Sacramento but considers Rancho Murieta his hometown ... Is the son of Dan and Jeanne Hayes ... Has one sister, Hailey ... Favorite athlete is Dustin Pedroia and favorite movie is Top Gun ... Biggest athletic thrill to date is hitting his first collegiate home run, April 18, 2010 against Stanford ... Chose Oregon State because of the coaching staff.

Hayes' Single-Game Highs

Hits: 3, 4 times
Doubles: 2, UCLA, Apr 10, 2010
Home runs: 1, 5 times
Total bases: 7, at Long Beach State, Mar 18, 2011
RBI: 3, 8 times
Runs scored: 3-3x, last: at Portland, Apr 05, 2011
Walks: 3, Hartford, Mar 05, 2011
Hit by pitch: 1-2x, last: at Washington, May 14, 2011
Struck out: 3-3x, last: Arizona State, Apr 08, 2011
At bats: 5, 8 times
Stolen bases: 1-2x, last: at Washington, May 14, 2011

RYAN HOWELL



Freshman • 6'0" • 190 • HS
Bats/Throws: R/R
Brentwood, Calif.
Heritage

Outfield | #30

Heritage High School

Named Bay Valley Athletic League Offensive Player of the Year after his senior campaign ... First-Team All-League ... Batted .466 as a senior in 27 games, driving in nine ... Posted nine doubles, two triples and a home run with seven stolen bases ... Walked 16 times ... Played in 22 games as a junior, tallying a .435 average with three doubles, three triples and three home runs ... Stole five bases.

Personal

Major is undecided ... Born October 30, 1992 in Oakland, Calif. ... Son of Terri Hemenes and Vince Howell ... Has one brother, Johnny, and four sisters, Samantha, Haley, Jessica and Lauryn ... Enjoys any extreme sport and fishing

Career Statistics

Hayes, Danny

Year	AVG	GP	GS	AB	R	H	2B	3B	HR	RBI	TB	SLG%	BB	HBP	SO	GDP	OB%	SF	SH	SB	ATT	PO	A	E	FLD%
2010	.284	43	32	116	13	33	11	0	1	20	47	.405	20	0	24	2	.387	1	1	0	2	139	3	6	.959
2011	.279	51	39	140	30	39	10	0	4	32	61	.436	31	2	35	0	.414	1	4	2	2	147	11	2	.988
TOTAL	.281	94	71	256	43	72	21	0	5	52	108	.422	51	2	59	2	.402	2	5	2	4	286	14	8	.974

2012 OREGON STATE BASEBALL

PLAYER BIOGRAPHIES

in his spare time ... Favorite athlete is Ryan Dungee and favorite TV show is Tosh.O ... Favorite movie Super Troopers ... Would be a snowboarding professional if he weren't playing baseball.

KAVIN KEYES



Sophomore • 5'11" • 185 • 1L

Bats/Throws: S/R

Sandy, Utah

Alta

Infield | #3

2011 Summer

Played for the Anchorage Pilots of the Alaskan Summer League ... Appeared in 25 games, batting .288 with six doubles and 13 RBI.

2011 (Freshman)

All-Pac-10 First Team ... Named Pac-10 Player of the Week April 18 ... Played in 55 games, starting 50 ... Batted .302 with 10 doubles, a home run and 30 RBI ... Walked 17 times ... Doubled and went 2-for-5 with an RBI in the regional final against Georgia (6/5) ... Went 2-for-5 with two runs, a double, home run and three RBI in the first game of a doubleheader at Washington (5/14) ... Tied a season-high with three RBI after going 2-for-4 with two doubles against Washington (5/13) ... Drove in two and went 1-for-3 with a run scored against Portland (5/10) ... Went 2-for-4 with two RBI in the series finale against California (5/8) ... Moved his hit streak to four games with a 2-for-5 effort in the finale at UCLA (5/1) ... Drove in the game's only runs with a two-run double in the sixth in the second game at UCLA (4/30) ... Drove in the game's lone run and extended his hit streak to 12 games with a 1-for-4 effort against Stanford (4/15) ... Pushed his hit streak to 10 games by going 2-for-4 in the second game of the series against Arizona State (4/9) ... Extended his hit streak to nine games by going 2-for-4 with a run in the series opener against Arizona State (4/8) ... Posted a 2-for-4 effort with a season-best two runs against UC Santa Barbara (3/26) ... Pushed his hit streak to six games by going 1-for-3 with a run, RBI and walk against New Mexico State (3/11) ... Extended his hit streak with a 1-for-3 effort in the second game of a doubleheader against Hartford after going 2-for-3 in game one (3/6) ... Drove in his first two career runs with a single in the second game of a doubleheader against Hartford (3/5) ... Posted an infield hit in his first career at bat in the season opener against Gonzaga (2/19).

Alta High School

Graduated early from Alta, and would be a senior at the school in 2011 ... Lettered three years for head coach Barry Harrington ... Named all-state as a sophomore and a junior ... Batted .430 as a junior, .460 as a sophomore and .430 as a freshman.

Personal

Major is undecided ... Born April 25, 1992 ... Son of Bob Keyes and Shau-na Robinson ... Has one brother, Kyle, and one sister, Savanna ... Was a

member of the Honor Roll throughout his high school tenure ... Favorite TV show is Two And A Half Men and favorite movie is Old School.

Keyes' Single-Game Highs

Hits: 3, at Stanford, Apr 16, 2011
Doubles: 2, vs Washington, May 13, 2011
Home runs: 1, at Washington, May 14, 2011
Total bases: 6, at Washington, May 14, 2011
RBI: 3-3x, last: at Washington, May 14, 2011
Runs scored: 2-2x, last: at Washington, May 14, 2011
Walks: 2-3x, last: UALR, June 3, 2011
Hit by pitch: 1-2x, last: California, May 07, 2011
Struck out: 2, 12 times
At bats: 5, 4 times
Stolen bases: 1-3x, last: Portland, May 10, 2011

SPENCER MANJARREZ



Freshman • 6'1" • 196 • HS

Bats/Throws: R/R

Gig Harbor, Wash.

Gig Harbor

Outfield | #15

Gig Harbor High School

Lettered four years at Gig Harbor ... As a senior, batted .328 with five home runs and 20 stolen bases ... Prior to senior season, ranked No. 11 on Baseball Northwest's list of top players in the state of Washington ... As a junior, earned Narrows League MVP, All-League, All-Area and All-State honors ... Batted .538 his junior year, tallying seven home runs, seven doubles, three triples, 28 RBI and 26 stolen bases ... Posted a slugging percentage of 1.062 ... His sophomore year, batted .283 with a home run, three doubles, 11 RBI and seven walks and was named to second-team all-area ... Hit .364 his freshman season, finishing with a home run, one double and four RBI ... Also lettered three years in football, earning second-team all-league honors in 2009.

Personal

Majoring in health and human services (athletic training) ... Born April 14, 1993 in Tacoma, Wash., and considers Gig Harbor, Wash., his hometown ... Son of Corinne and Joseph Manjarrez ... Is an only child ... Enjoys video games, working out, snow skiing and snowboarding in his spare time ... Was a member of the honor roll in high school ... Favorite TV show is Jersey Shore and favorite movie is Step Brothers ... Chose Oregon State because of "a great coaching staff, wonderful environment and an opportunity to play for a premier team."

Career Statistics

Keyes, Kavin

Year	AVG	GP	GS	AB	R	H	2B	3B	HR	RBI	TB	SLG%	BB	HBP	SO	GDP	OB%	SF	SH	SB	ATT	PO	A	E	FLD%
2011	.302	55	50	182	28	55	10	0	1	30	68	.374	17	2	36	0	.359	5	3	3	5	35	63	9	.916

2012 OREGON STATE BASEBALL

PLAYER BIOGRAPHIES

JOEY MATTHEWS



Junior • 5'10" • 185 • TR

Bats/Throws: R/R

Vacaville, Calif.

Vacaville/Sacramento City College

Outfield | #35

Sacramento City College

Played two seasons for the Panthers ... Named All-Conference after his sophomore season ... Batted .261 with seven doubles and 16 RBI his sophomore year ... Tallied .349 average in 21 league games, finishing with four doubles, seven RBI and six stolen bases ... As a freshman, hit .333 with six doubles, a home run and 11 RBI in 30 games ... Hit .391 in conference play as a freshman ... Played with former Beaver Brian Stamps.

Vacaville High School

Batted .333 as a junior, finishing with two doubles, two triples and three RBI ... Stole four bases ... As a sophomore, played in 27 games, posting an average of .395 with eight doubles and 11 RBI ... Stole seven bases ... Lettered and played 25 games his freshman campaign, posting a batting average of .246 with two doubles, a triple and four RBI ... Finished with eight stolen bases.

A Beaver In The Community

Matthews has spent time reading at an elementary school in Sacramento and also assisted with building planters and other construction at the same school.

Personal

Majoring in sociology ... Born October 1, 1990 in Vallejo, Calif. ... Son of Gina and Bill Matthews ... Has one brother, Gary, and two sisters, Kelley and Jessica ... Enjoys bike rides, music, swimming and visiting YouTube and Facebook in his spare time ... A member of the National Honor Society during his high school tenure ... Favorite TV Show is Quick Pitch on the MLB Network and favorite movie is The Lion King ... Chose Oregon State because of "the winning tradition."

MICHAEL McCALL



Freshman • 6'2" • 173 • HS

Bats/Throws: R/R

Gig Harbor, Wash.

Gig Harbor

Pitcher | #19

Gig Harbor High School

Prior to senior season, rated as the No. 11 player in the state of Washington and 498th nationally by Perfect Game USA ... Earned All-League First Team honors during his tenure.

Personal

Majoring in bio engineering ... Born October 26, 1992 in Bellevue, Wash. ... Son of Amy and John McCall ... Has one brother, Davis, and one sister,

Ava ... Cousin, Teddy Ruth, played hockey collegiately at Notre Dame and is currently a defenseman in the Columbus Blue Jackets (NHL) organization ... Enjoys music and playing the piano and guitar in his spare time ... Favorite athlete is Neftali Feliz and favorite TV show is House ... Chose Oregon State because of the coaching staff.

SAM MONTGOMERY



Junior • 5'11" • 185 • TR

Bats/Throws: R/R

Fremont, Calif.

Bellarmine/Sierra College

Outfield | #17

2011 (Junior)

Did not play collegiate baseball.

Sierra College

Lettered two years for Sierra ... Earned all-league honors his sophomore season ... Batted .368 as a sophomore, finishing with 15 doubles, three home runs and 23 RBI in 36 games ... Was 9-for-10 in stolen-base attempts ... Played in 30 games as a freshman, posting a .316 batting average with five doubles, a home run and 11 RBI ... Stole six bases.

Bellarmine College Preparatory

Lettered in baseball for head coach Gary Cunningham ... Also played football and basketball during his tenure at Bellarmine.

Personal

Majoring in sociology ... Born March 13, 1989 ... Son of Stephen and Patricia Montgomery ... Has two brothers, Kevin and Stephen, and one sister, Maureen ... Brother Kevin played football for Saint Mary's College ... Favorite athlete is Evan Longoria and favorite TV show is Entourage ... Chose Oregon State because of the Pac-10 and "good baseball."

ZACK RESER



R. Freshman • 6'2" • 205 • RS

Bats/Throws: L/L

Beaverton, Ore.

Westview

Pitcher | #38

2011 (Freshman)

Did not play collegiate baseball.

Westview High School

Lettered three seasons for head coach Steve Antich, and also wrestled for three years for head coach Furi Kamakala ... Earned second-team all-league honors in baseball both his junior and senior campaigns.

Personal

Majoring in business ... Born April 23, 1992 in Portland, Ore. ... Son of

2012 OREGON STATE BASEBALL

PLAYER BIOGRAPHIES

Jane and Marty Reser and the grandson of Pat and Al Reser ... Father, Marty, wrestled at OSU as did his brother, Alex ... Also has one sister, Nikki ... Loves to dance and wakeboard when not on the diamond ... Was on the Honor Roll at Westview every year ... Favorite athlete is Albert Pujols and favorite movie is Ace Ventura: Pet Detective ... Chose Oregon State because he "loved the atmosphere and the baseball coaches."

CARLOS RODRIGUEZ



Freshman • 6'2" • 198 • HS

Bats/Throws: L/L

Kapolei, Hawaii

Iolani School

Pitcher | #37

MLB First-Year Player Draft

Rodriguez was a 20th round selection in the 2011 MLB First-Year Player Draft by Atlanta but did not sign.

2011 Summer

Played for the San Luis Obispo Blues of the California Collegiate League ... Threw in seven games, starting six, and went 2-0 with a 3.90 ERA in 30 innings.

Iolani School

Lettered four years ... Selected All-League and Third-Team All-State his senior season ... Was 4-3 with a 2.65 ERA his senior year, posting an ERA of 2.65 ... Threw in 39 2/3 innings, striking out 56 ... Prior to senior season, was rated as the No. 1 player in the state of Hawaii and 174th nationally by Perfect Game USA ... Played in the 2010 Area Code Games in Long Beach, Calif. ... Was a 2010 Preseason All-American and earned all-state honors ... Named to the 2009 All-Oahu Interscholastic Association (OIA) second-team ... Threw in 22 1/3 innings as a junior, posting a 4-0 record and 1.25 earned run average in eight games ... Posted 20 strikeouts ... Worked in six games his sophomore season, striking out 39 in 41 1/3 innings ... Finished with a 2-3 record and 3.54 ERA ... Threw a no hitter his sophomore season against Leilehua High School ... Born in Ponce, Puerto Rico.

Personal

Majoring in business ... Born December 9, 1992 in Ponce, Puerto Rico but considers Kapolei, Hawaii his hometown ... Son of Janira and Timothy Remzi ... Has one brother, Tyler, and one sister, Elsie ... Enjoys going to the beach and hanging out with friends in his spare time ... Was on the honor roll in high school ... Favorite TV show is That 70s Show and favorite movie is Space Jam ... Chose Oregon State because of "the coaches, they welcome you in as if you were family."

JAKE RODRIGUEZ



Sophomore • 5'9" • 195 • 1L

Bats/Throws: R/R

Elk Grove, Calif.

Elk Grove

Infield | #13

MLB First-Year Player Draft

Rodriguez was an 11th-round selection by the Los Angeles Angels of Anaheim in the 2010 MLB First-Year Player Draft but did not sign.

2011 Summer

Played for the Falmouth Commodores of the Cape Cod League ... Appeared in 36 games, batting .267 with seven doubles and 10 RBI ... Played in the Cape Cod League All-Star Game at Fenway Park in Boston.

2011 (Freshman)

Played in 33 games, starting 26 ... Batted .320 with five doubles, a triple and one home run with seven RBI ... Was 3-for-4 in stolen-base attempts ... Singled three times and drove in the Beavers' lone run in the super regional opener at Vanderbilt (6/10) ... Went 3-for-3 and drove in a run in the regional final against Georgia (6/5) ... Hit a three-run home run for his first multi-RBI game of the season in the first game of a doubleheader at Washington (5/14) ... Combined to go 6-for-8 with four runs, an RBI and two doubles in a doubleheader against Hartford (3/5) ... Posted his first multi-hit game, going 2-for-4 with two doubles against Texas A&M-Corpus Christi (2/26) ... Made his first career start and went 1-for-4 with a double and run scored against Gonzaga (2/20).

2010 Summer

Played for the Corvallis Knights of the West Coast League ... Played in 38 games, batting .219 with five doubles and three RBI.

Elk Grove High School

Lettered four years for head coach Jeff Carlson ... Saw time at third, catcher, short, second and pitcher during his tenure at Elk Grove ... Earned Athlete of the Year honors for the Sacramento, Calif., region as a senior ... Hit 23 home runs, 19 triples and 29 doubles during his career ... Batted .498 as a senior, tallying seven doubles, four triples and 15 home runs along with 46 RBI and 10 stolen bases ... Hit .522 as a junior, posting 10 doubles, four triples and five home runs ... Batted .536 his sophomore year, finishing with four doubles, seven triples and two home runs while stealing eight bases ... Opened his high school career by batting .358 with eight doubles, four triples, one home run and 27 RBI.

Personal

Majoring in criminal justice ... Born January 24, 1992 in Chicago, Ill. ... Son of Marco and Nancy Rodriguez ... Has one brother, Joe, and three sisters, Kaite, Meagan and Paige ... Enjoys golf and fishing ... Biggest athletic thrill to date is winning a gold medal with the USA Baseball 16U National Team ... Favorite athlete is Derek Jeter and favorite TV show is ESPN's Baseball

Career Statistics

Rodriguez, Jake

Year	AVG	GP	GS	AB	R	H	2B	3B	HR	RBI	TB	SLG%	BB	HBP	SO	GDP	OB%	SF	SH	SB	ATT	PO	A	E	FLD%
2011	.320	33	26	75	9	24	5	1	1	7	34	.453	5	4	8	0	.388	1	2	3	4	33	53	1	.989

2012 OREGON STATE BASEBALL

PLAYER BIOGRAPHIES

Tonight ... Chose Oregon State because of the coaching staff and everything "made me feel at home."

Rodriguez's Single-Game Highs

Hits: 3-3x, last: at Vanderbilt, June 10, 2011
Doubles: 2-2x, last: Hartford, Mar 05, 2011
Triples: 1, Hartford, Mar 06, 2011
Home runs: 1, at Washington, May 14, 2011
Total bases: 5, Hartford, Mar 05, 2011
RBI: 3, at Washington, May 14, 2011
Runs scored: 2, Hartford, Mar 05, 2011
Walks: 1, 5 times
Hit by pitch: 1, 4 times
Struck out: 1, 7 times
At bats: 5-2x, last: Hartford, Mar 06, 2011
Stolen bases: 2, Hartford, Mar 05, 2011

NICK RULLI



R. Sophomore • 6'1" • 185 • RS
Bats/Throws: R/R
Lake Oswego, Ore.
Lake Oswego/San Joaquin Delta CC
Outfield | #12

2011 (Sophomore)

Did not play collegiate baseball.

San Joaquin Delta College

Played in 25 games as a freshman, starting 18 ... Batted .323 with four doubles, a triple, two home runs and nine RBI ... Was 8-for-11 in stolen-base attempts.

Lake Oswego High School

Lettered three years for head coach Jake Anders ... Named First-Team All-League and First-Team All-State during his tenure ... Lettered three years in football, earning all-state at cornerback and all-league at wide receiver ... Also lettered one year in basketball.

Personal

Majoring in business ... Born March 30, 1991 in Portland, Ore., and considers Lake Oswego, Ore., his hometown ... Son of Christine and Nick Rulli ... Has two sisters, Alexandra and Arianna ... Enjoys golf, basketball and music in his spare time ... Member of the honor roll his senior year of high school ... Favorite TV show is Hard Knocks ... Chose Oregon State because of the chance "to play baseball and achieve academic excellence."

SCOTT SCHULTZ



Sophomore • 6'3" • 195 • 1L
Bats/Throws: R/R
Gig Harbor, Wash.
Gig Harbor
Pitcher | #24

2011 Summer

Played for the Corvallis Knights of the West Coast League ... Pitched in 14 games, going 4-3 with a 3.54 ERA in 28 innings ... Struck out 29 and walked nine.

2011 (Freshman)

Pitched in 21 games, starting three ... Went 4-1 with a 3.61 ERA in 52 1/3 innings ... Allowed 46 hits while striking out 28 ... Opponents batted .250 against him ... Took the loss after allowing three hits and four runs in 1 1/3 innings in the super regional finale at Vanderbilt (6/11) ... Did not get the decision after allowing four hits and three runs with six strikeouts in five innings of relief in the regional final against Georgia (6/5) ... Picked up his first save after going 3 1/3 innings against Washington (5/14) ... Won game No. 3 after allowing just one hit with two strikeouts in 2 2/3 innings against Washington (5/13) ... Worked four innings in relief and limited Oregon to four hits and an unearned run while striking out three (5/3) ... Started but did not get the decision after allowing four hits and two runs in 4 2/3 innings in the series finale at Stanford (4/17) ... Picked up win No. 2 after allowing just two hits and two runs with three strikeouts in five innings against Arizona State (4/9) ... Threw a scoreless ninth to close out the game at Portland (4/5) ... Worked two scoreless innings in relief against UC Santa Barbara (3/26) ... Threw 3 1/3 innings against Indiana, scattering seven hits and two runs (2/27) ... Made his OSU debut and went 3 2/3 against Gonzaga, allowing two hits and a run to get the win (2/20).

Gig Harbor High School

Lettered three years at Gig Harbor for head coach Pete Jansen ... Earned all-league and all-state during his tenure ... Was 5-2 with a 1.37 ERA as a senior, throwing 45 strikeouts in seven games ... Posted a 6-4 mark as a junior, finishing with an ERA of 1.15 ... Tallied 76 strikeouts in 32 innings.

Personal

Major is undecided ... Born December 15, 1991 in Tacoma, Wash. ... Son of Steve and Jenifer Schultz ... Has one brother, Robby ... Biggest athletic thrill to date is winning his league senior year ... Favorite athlete is Tim Lincecum and favorite TV channel is ESPN ... Chose Oregon State "to play baseball and have a chance to win."

Career Statistics

Schultz, Scott

Year	ERA	W	L	APP	GS	CG	SHO	CBO	SV	IP	H	R	ER	BB	SO	2B	3B	HR	AB	B/Avg	WP	HBP	BK	SFA	SHA
2011	3.61	4	1	21	3	0	0	0	1	52.1	46	24	21	14	28	12	0	2	221	.250	2	8	0	0	15

2012 OREGON STATE BASEBALL

PLAYER BIOGRAPHIES

Schultz's Single-Game Highs

Innings pitched: 5.0-2x, last: Georgia, June 05, 2011
Walks allowed: 3, at Vanderbilt, June 11, 2011
Strikeouts: 3-3x, last: Oregon, May 03, 2011
Batters faced: 20, Georgia, June 05, 2011

TYLER SMITH



Junior • 6'0" • 191 • 2L

Bats/Throws: R/R

Thousand Oaks, Calif.

Thousand Oaks

Infield | #1

2011 Summer

Played for the La Crosse Loggers of the Northwoods League ... Appeared in 48 games, batting .299 with 11 doubles, three home runs and 38 RBI ... Walked 19 times.

2011 (Sophomore)

All-Pac-10 Honorable Mention ... Appeared in 55 games, starting 34 ... Batted .221 with four doubles and 11 RBI ... Finished with a 3-for-4 effort and drove in one and scored one run against Washington State (4/22) ... Drove in one and went 3-for-4 in the second game at Stanford (4/16) ... Closed out the Arizona State series by going 2-for-3 with two runs and an RBI (4/10) ... Posted an RBI and went 2-for-3 against Arizona State (4/9) ... Went 2-for-3 with a run and two RBI against Arizona State (4/8) ... Posted first multi-hit game of the 2011 season by going 2-for-4 against Seattle (3/22) ... Combined to go 2-for-7 with four runs, an RBI, two walks and a double in a doubleheader against Hartford (3/5) ... Singled to right in the 11th for the game-winning RBI in the season opener against Gonzaga (2/19).

2010 Summer

Played for the Bend Elks of the West Coast League ... Played in 33 games and batted .252 with eight doubles, a triple, one home run and 11 RBI.

2010 (Freshman)

Appeared in 51 games, starting 43 ... Batted .247 with 10 doubles, two home runs and 20 RBI ... Posted eight multi-hit games and six multi-RBI efforts ... Hit .263 with six doubles and six RBI in 22 Pac-10 games, 17 of which were starts ... Drove in three runs, hit a two-run home run and was 2-for-4 in the regional opener against Florida Atlantic (6/4) ... Was 1-for-4 with an RBI against Oregon (5/26) ... Drove in the game-tying run with a double in the seventh against Arizona State (5/23) ... Doubled home OSU's first two runs and was 1-for-3 against Washington (5/15) ... Finished 3-for-4 with two doubles and two RBI at California (5/1) ... Hit his first career home run, a solo shot, against Maine (3/21) ... Drove in two and doubled in going 2-for-5 against Maine (3/19) ... Finished 3-for-6 and drove in three runs while scoring three against Tennessee (2/26) ... Got

two hits and two RBI for his firsts in both category in a win over Hawaii (2/20).

Thousand Oaks High School

Lettered three years for head coaches Frank Mutz and Jim Steve ... Served as team captain senior year and earned all-league honorable mention honors ... As a junior, earned second-team all-league honors ... As a sophomore, earned first-team all-league honors.

Personal

Majoring in business ... Born July 1, 1991 in Long Beach, Calif., but considers Thousand Oaks his hometown ... Is the son of Lori and Ron Smith ... Has one sister, Karly ... Enjoys ping pong and video games in his spare time ... Favorite athlete is LeBron James ... Favorite TV show is Entourage and favorite movie is 300 ... Biggest athletic thrill to date is playing at Dodger Stadium for the Los Angeles Dodgers Elite Team ... Chose Oregon State because it's a great opportunity, and a great program with great coaches.

Smith's Single-Game Highs

Hits: 3, 4 times
Doubles: 2, at California, May 01, 2010
Home runs: 1-2x, last: vs Florida Atlantic, Jun 04, 2010
Total bases: 5-2x, last: vs Florida Atlantic, Jun 04, 2010
RBI: 3-2x, last: vs Florida Atlantic, Jun 04, 2010
Runs scored: 3, Tennessee, Feb 26, 2010
Walks: 2, 7 times
Hit by pitch: 1, 6 times
Struck out: 3-2x, last: VMI, Mar 13, 2011
At bats: 6, Tennessee, Feb 26, 2010
Stolen bases: 1, 5 times

TAYLOR STARR



R. Senior • 6'2" • 210 • 2L

Bats/Throws: R/R

Longview, Wash.

Kelso

Pitcher | #26

MLB First-Year Player Draft

Starr was a 37th-round selection in the 2011 MLB Draft by Cleveland.

2011 (Redshirt Junior)

Did not throw a pitch during the season.

2010 (Junior)

Did not appear in a game due to an injury.

2009 (Sophomore)

Pitched against Tennessee but did not again due to Tommy John surgery.

Career Statistics

Smith, Tyler

Year	AVG	GP	GS	AB	R	H	2B	3B	HR	RBI	TB	SLG%	BB	HBP	SO	GDP	OB%	SF	SH	SB	ATT	PO	A	E	FLD%
2010	.247	51	43	146	24	36	10	0	2	20	52	.356	15	4	35	3	.331	1	0	2	5	55	129	3	.984
2011	.221	55	34	113	18	25	4	0	0	11	29	.257	27	2	23	3	.378	1	3	4	4	56	109	5	.971
TOTAL	.236	106	77	259	42	61	14	0	2	31	81	.313	42	6	58	6	.353	2	3	6	9	111	238	8	.978

2012 OREGON STATE BASEBALL

PLAYER BIOGRAPHIES

2008 (Freshman)

Appeared in 16 games, all in relief ... Finished with a 3-1 record and 1.61 ERA in 22 1/3 innings ... Struck out 16 while opponents hit just .205 against him ... Inherited 20 runners, allowing five to score (25 percent) ... Went 1-0 with a 0.00 ERA in six Pac-10 appearances, working five full innings ... Recorded his first career save after going 2/3 of an inning and striking out one against Pacific (5/24) ... Worked effectively in relief, throwing a season-high 4 1/3 innings and tying his season-high with five strikeouts against Long Beach State (5/19) ... Picked up his third win of the season in OSU's comeback win over UCLA after working 2/3 of an inning (5/11) ... Finished Oregon State's game with Arizona State, throwing 2/3 of an inning (4/19) ... Threw one inning, walking two against Stanford (4/13) ... Worked a perfect 2/3 of an inning against California (4/4) ... Worked a career-high four innings, allowing just one hit and one walk while striking out five to pick up his second win in as many days (3/25) ... Picked up his first career win after going 1 1/3 in a relief role at BYU (3/24) ... Made collegiate debut against Georgia, throwing two innings, striking out one and walking one (3/1).

Kelso High School

Lettered for three years for head coach Scott Meeker ... ranked No. 7 among Washington's top 75 players in high school class of 2007 by Baseball Northwest ... earned first-team all-league and first-team all-state honors as a senior after batting .396 with nine doubles, two triples, six home runs and 31 RBI ... also posted a 0.71 ERA with 68 strikeouts in 51 innings ... also lettered in swimming one year.


Personal

Majoring in sociology with an option in criminology ... Born May 31, 1989 in Longview, Wash. ... Son of Tami and Boyd Starr ... Has one brother, Spencer ... Enjoys snowboarding, cars, school, camping and fishing in his spare time ... Favorite athlete is Pedro Martinez ... Favorite TV show is CSI and favorite movie is Dumb and Dumber ... Biggest athletic thrill to date is making his first appearance at PGE Park ... Chose Oregon State because of the great baseball program and the coaches.

Starr's Single-Game Highs

Innings pitched: 4.1, at Long Beach State, May 19, 2008
Walks allowed: 4, at Arizona State, Apr 20, 2008
Strikeouts: 5-2x, last: at Long Beach State, May 19, 2008
Batters faced: 20, at Long Beach State, May 19, 2008

JOHN TOMMASINI



R. Senior • 5'8" • 171 • 3L

Bats/Throws: S/R

Tenmile, Ore.

Roseburg

Infield | #4

2011 (Senior)

Did not play collegiate baseball.

2010 (Junior)

Played in 10 games, starting two ... Was 1-for-6 ... Went 1-for-1 and scored two runs against Portland (3/13).

2009 Summer

Helped lead the Rochester Honkers to a Northwoods League championship ... Appeared in 41 games, batting .254 ... Posted four doubles and 14 RBI while walking 27 times ... Stole seven bases.

2009 (Sophomore)

Fort Worth Regional All-Tournament Team ... Played in 56 games, starting 54 ... Batted .220 with eight doubles and 28 RBI ... Hit .107 in 27 Pac-10 games ... Went 3-for-4 with two RBI and a double against Texas A&M (5/31) ... Tripled to the left center gap in the second inning against Texas A&M, driving in two (5/29) ... Went 1-for-3 and drove in two runs on a single against Oregon (5/20) ... Drove in two on a double and finished 1-for-3 with a run scored against California (4/4) ... Drove in two on a double in the series finale against Oregon (3/29) ... Posted his fourth multi-hit game of the season by going 3-for-4 with two RBI against Hawai'i (3/23) ... Went 3-for-3 and drove in a season-high three runs against Saint Mary's (3/22) ... Tied a career-best with four hits against Missouri State (3/13) ... Went 1-for-3 with two RBI and a run scored against Tennessee (2/21) ... Opened up his 2009 season by going 2-for-4 against Tennessee (2/20).

2008 (Freshman)

Played in 33 games, starting 16, and hit .262 with three doubles and four RBI ... All 16 starts came at second base ... Posted 15 walks ... Appeared in 11 Pac-10 games, starting seven ... Totaled four multiple-hit games ... Finished 1-for-3, scoring the winning run in the 13th inning against Portland (3/31) ... Finished 2-for-3 with three runs, one RBI and two walks against BYU (3/24) ... Finished 3-for-6 with a double and four walks in

Career Statistics

Starr, Taylor

Year	ERA	W	L	APP	GS	CG	SHO	CBO	SV	IP	H	R	ER	BB	SO	2B	3B	HR	AB	B/Avq	WP	HBP	BK	SFA	SHA
2008	1.61	3	1	16	0	0	0	0	1	22.1	17	7	4	13	16	3	0	0	101	.205	2	5	0	0	0
2009	0.00	0	0	1	0	0	0	0	0	1.0	0	0	0	0	2	0	0	0	3	.000	0	0	0	0	0
2011	0.00	0	0	1	0	0	0	0	0	0.0	0	0	0	0	0	0	0	0	0	.000	0	0	0	0	0
TOTAL	1.54	3	1	18	0	0	0	0	1	23.1	17	7	4	13	18	3	0	0	104	.198	2	5	0	0	0

Tommasini, John

Year	AVG	GP	GS	AB	R	H	2B	3B	HR	RBI	TB	SLG%	BB	HBP	SO	GDP	OB%	SF	SH	SB	ATT	PO	A	E	FLD%
2008	.262	33	16	61	11	16	3	0	0	4	19	.311	15	0	19	1	.408	0	2	0	1	32	34	3	.957
2009	.220	56	54	168	25	37	8	1	0	28	47	.280	23	9	35	2	.338	4	11	3	4	93	159	4	.984
2010	.167	10	2	6	4	1	0	0	0	0	1	.167	0	1	2	0	.286	0	0	0	0	3	7	0	1.000
TOTAL	.230	99	72	235	40	54	11	1	0	32	67	.285	38	10	56	3	.355	4	13	3	5	128	200	7	.979

2012 OREGON STATE BASEBALL

PLAYER BIOGRAPHIES

a doubleheader against Pepperdine (3/21) ... Earned his first career hit, finishing with two against Santa Clara (3/9).

Roseburg High

Lettered for head coach Troy Thompson ... Three-sport athlete at Roseburg, where he earned all-league honors in both baseball and football ... also lettered in basketball ... earned all-state honors in both baseball and football and was named the 2007 Southwestern Conference Baseball Player of the Year.

A Beaver In The Community

Tommasini spent part of December 2011 in Guatemala with Beavers Without Borders ... In the past, has volunteered his time at road cleanups and in cleaning the YMCA ... Has also volunteered to work with youngsters at youth baseball clinics.

Personal

Majoring in exercise and sports science ... Born April 27, 1989 in Roseburg, Ore. ... Son of Marge and Frank Tommasini ... Has three brothers: Kevin, Brian and Caleb ... Has three sisters: Faith, Rachel and Sarah ... Brother, Kevin, played baseball for Arizona State and was in the San Francisco Giants organization ... Sister, Rachel, played softball for Oregon and sister, Sarah, played softball for Oregon State ... Brother, Caleb, played football and baseball for Oregon ... Favorite TV shows are The Office ... Favorite movie is Man On Fire.

Tommasini's Single-Game Highs

AB - 6, vs. San Diego State (3/10/08)
R - 3, vs. BYU (3/24/08)
H - 4-2x, last vs. Missouri State (3/13/09)
RBI - 3, vs. Saint Mary's (3/22/09)
BB - 2-8x, last vs. Stanford (5/23/09)
SB - 1-3x, last vs. Portland (5/5/09)
Hit Streak - 4 games (3/13-3/19/09)

MITCHELL TRIPP



Freshman • 6'1" • 195 • HS

Bats/Throws: R/R

Bellingham, Wash.

Meridian

Pitcher | #29

Meridian High School

Named all-conference his senior, junior and sophomore seasons ... All-County his senior season ... Batted .385 his senior year, with nine doubles, two triples, two home runs and 24 RBI ... As a pitcher, was 5-3 with a 3.04 ERA ... Struck out 63 in 55 innings ... Posted a 4-2 record and 2.32 ERA his junior season ... Hit .373 with three home runs, eight doubles, a triple and 29 RBI as a junior ... Went 4-1 with 20 strikeouts in 20 innings as a sophomore, and batted .417 with eight home runs and 26 RBI ... Named all-league honorable mention after his sophomore season ... Also letters at

receiver and safety for the Meridian football team as well as in basketball, earning three letters thus far in both sports ... Earned first-team all-state in football in both 2008 and 2009.

Personal

Majoring in turf management ... Born October 1, 1992 in Bellingham, Wash. ... Son of Kim and Carl Tripp ... Has one brother, Matthew ... Enjoys skimboarding and longboarding in his spare time ... Favorite athlete is Josh Hamilton ... Favorite TV show is SportsCenter and favorite movie is "any movie with Will Ferrell" ... Chose Oregon State because "the coaching staff makes me feel at home here."

BEN WETZLER



Sophomore • 6'1" • 200 • 1L

Bats/Throws: L/L

Clackamas, Ore.

Clackamas

Pitcher | #28

MLB First-Year Player Draft

Selected in the 15th round of the 2010 MLB First-Year Player Draft by the Cleveland Indians.

2011 Summer

Played for the Corvallis Knights of the West Coast League ... Pitched in 12 games, all in relief, going 0-0 with a 0.47 ERA ... Allowed just one earned run in 19 innings while striking out 16 ... Saved two games ... Named league's top prospect by MLB Scouts at WCL All-Star Game.

2011 (Freshman)

Pitched in 17 games, starting 12 ... Went 6-3 with a 4.66 ERA in 67 2/3 innings ... Saved one game ... Posted 50 strikeouts to 18 walks ... Opponents batted .275 against him ... Threw four innings in a start at Vanderbilt, and did not get the decision after allowing five hits and two runs with five strikeouts (6/11) ... Did not figure in the decision after allowing nine hits and four runs in a start at Washington (5/14) ... Won his sixth game of the season after holding Cal to four hits and a home run with seven strikeouts in seven innings (5/8) ... Took the loss after allowing five hits and three runs over 5 1/3 innings at UCLA (5/1) ... Picked up his first career save after allowing just two hits and an unearned run with five strikeouts in 3 2/3 innings at Portland (4/26) ... Won his fifth game of the season, scattering three hits and two runs in four innings in the series finale at Stanford (4/17) ... Picked up his fourth straight win after limiting Arizona to three runs and seven hits over six innings (4/3) ... Threw 1 2/3 innings of relief against UC Santa Barbara (3/27) ... Made his first career relief appearance, and picked up the win against Seattle after allowing three hits in 3 2/3 innings (3/23) ... Lasted three innings at Long Beach State, but did not get the decision after giving up three hits and two runs (3/19) ... Earned his second win of the season by holding VMI to four hits and two runs over six innings (3/12) ... Posted first win and first quality start after holding Hartford to two hits and one run in seven innings (3/5) ... Took the loss after allowing eight hits and

Career Statistics

Wetzler, Ben

Year	ERA	W	L	APP	GS	CG	SHO	CBO	SV	IP	H	R	ER	BB	SO	2B	3B	HR	AB	B/Avg	WP	HBP	BK	SFA	SHA
2011	4.66	6	3	17	12	0	0	0	1	67.2	74	41	35	18	50	17	2	5	296	.275	7	5	0	1	3

2012 OREGON STATE BASEBALL

PLAYER BIOGRAPHIES

six earned runs in three innings against Texas A&M-Corpus Christi (2/26) ... Threw 4 1/3 innings in his OSU debut against Gonzaga (2/20), striking out eight, but did not get the decision.

Clackamas High School

Lettered three years for head coach John Arston ... Earned Gatorade Player of the Year honors after his senior season ... Was also selected as the Louisville Slugger Player of the Year, was an All-American and participated in the Oregon 6A-5A All-Star series ... Earned all-league honors as a junior and senior ... Selected as league Pitcher of the Year as a junior and senior ... Named as the top high school player in the state of Oregon by Baseball Northwest ... High school career stats: 28-3 win-loss record, with five saves, 342 strikeouts, 53 walks, 25 earned runs and a 0.87 ERA in 201 1/3 innings pitched ... Went 12-0 his senior year, finishing with four saves and a 0.32 ERA ... Struck out 164, walked 22 and allowed 32 hits in 86 2/3 innings ... Brook school record for strikeouts his senior season, posting 17 against West Linn ... As a junior, batted .467 with two home runs, 12 doubles, 20 stolen bases and 18 RBI ... On the hill, was 9-1 with a 0.47 ERA in 13 games ... Struck out 104 in 60 innings of work ... Threw eight complete games ... As a sophomore, batted .381 with four doubles and 16 RBI ... As a pitcher, went 7-2 with a 2.54 ERA in 10 appearances ... Worked 54 2/3 innings, striking out 74 ... Threw three complete games ... Also lettered two seasons as a defensive back in football ... Was an all-league selection in football as a junior.

Personal

Majoring in physical education ... Born September 12, 1991 in Portland, Ore. ... Son of Wynn and Kathy Mayfield ... Has two brothers, Jason and Zach, and one sister, Katelyn ... Enjoys camping and social events ... Member of the Honor Society at Clackamas ... Favorite athlete is LeBron James and favorite TV show is Entourage ... Biggest athletic thrill to date is winning two high school state titles ... Chose Oregon State because of the hometown feeling and the program's history.

Wetzler's Single-Game Highs

Innings pitched: 7.0-2x, last: California, May 08, 2011
Walks allowed: 4, at Long Beach State, Mar 19, 2011
Strikeouts: 9, Hartford, Mar 05, 2011
Batters faced: 26, at UCLA, May 01, 2011

RILEY WILKERSON



Freshman • 6'4" • 182 • HS

Bats/Throws: R/R

West Linn, Ore.

West Linn

Pitcher | #32

West Linn High School

Named Pitcher of the Year for the 6A Three Rivers League his senior season ... Member of 6A All-State team ... Earned first-team all-league honors his junior year at West Linn ... Batted .425 with 15 doubles, two triples and nine RBI his junior year ... Stole eight bases ... On the mound, was 5-3 with a 1.95 earned run average ... Struck out 34 in 50 innings and compiled four complete games ... Named all-league second team as an outfielder and a pitcher after his sophomore campaign ... Batted .387 as a sophomore, tallying two home runs, nine doubles, 13 stolen bases and 16 RBI.

Personal

Majoring in business ... Born June 5, 1993 in Oregon City, Ore., but considers West Linn, Ore., his hometown ... Son of Kelsi and Kermet Wilkerson ... Has three brothers: Eric, Corey and Brett ... Is twins with Brett ... Enjoys spots like basketball, soccer and volleyball and boating and swimming in his spare time ... Member of "Lion's Den" in high school, which required GPA of 3.5 or better ... Chose Oregon State because "I've always been a Beaver, I love Corvallis and I wanted to stay in state and OSU has a great baseball program."

In Season Birthdays

Player	Age*	Birthdate
Ryan Gorton	21	February 27, 1990
Michael Conforto	18	March 1, 1993
Nick Rulli	20	March 30, 1991
Matt Fielding	19	April 2, 1992
Ryan Dettman	21	April 10, 1990

Player	Age*	Birthdate
Spencer Manjarrez	18	April 14, 1993
Cole Bocker	21	April 17, 1990
Tony Bryant	20	April 18, 1991
Zack Reser	19	April 23, 1992
Kavin Keyes	19	April 25, 1992
John Tommasini	22	April 27, 1989
Adam Duke	19	May 6, 1992

Player	Age*	Birthdate
Riley Wilkerson	18	June 5, 1993
Nate Esposito	18	June 25, 1993

* Denotes opening-day age

2012 OREGON STATE BASEBALL

PAC-12 OPPONENT HISTORIES

Arizona Wildcats

Arizona leads all-time series, 29-24 ▪ **2011:** Oregon State won series, 2-1



Yearly Results

Year	Home	Road	Neutral	Overall
1963	-	2-1	-	2-1
1965	-	1-2	-	1-2
1966	-	0-3	-	0-3
1977	-	-	0-2	0-2
1998	3-0	-	-	3-0
1999	-	0-3	-	0-3
2000	2-1	-	-	2-1
2001	-	1-2	-	1-2
2002	2-1	-	-	2-1
2003	-	1-2	-	1-2
2004	1-2	-	-	1-2
2005	-	1-2	-	1-2
2006	2-1	-	-	2-1
2007	-	0-3	-	0-3
2008	2-1	-	-	2-1
2009	-	2-1	-	2-1
2010	2-1	-	-	2-1
2011	-	2-1	-	2-1

Series Breakdown

All-Time.....	24-29
At OSU.....	14-7
At Arizona.....	10-20
Neutral.....	0-2

Last 10 Meetings

2008	H	W, 3-2
2009	R	W, 9-5
2009	R	L, 5-6
2009	R	W, 8-3
2010	H	W, 6-3
2010	H	W, 5-0
2010	R	L, 1-3
2011	R	L, 0-18
2011	R	W, 10-4
2011	R	W, 8-4

Series Superlatives

Last OSU 3-gm. sweep, at OSU..... 1998
 Last OSU 3-gm. sweep, at UA..... Never
 Last UA 3-gm. sweep, at UA..... 2007
 Last UA 3-gm. sweep, at OSU..... Never

Most runs scored vs. UA..... 14, 2007
 Most runs allowed vs. UA..... 20, 2003
 Largest margin of victory..... 8, 3x,
last: 2006 (10-2)
 Largest margin of defeat..... 18, 2011 (0-18)
 Longest winning streak..... 3 gms, 1998
 2008-09, 2009-10
 Longest win streak, at OSU..... 4 gms, 2008-10

Longest win streak, at UA... 2 gms-2x, last: 2011
 Longest losing streak..... 7 gms, 1965-77
 Longest losing streak, at OSU... 2 gms, 2006-08
 Longest losing streak, at UA..... 5 gms, 1965-66
 Last OSU shutout..... 2010 (5-0)
 Last UA shutout..... 2011 (18-0)

Arizona State Sun Devils

Arizona State leads all-time series, 40-25 ▪ **2011:** Oregon State won series, 3-0



Yearly Results

Year	Home	Road	Neutral	Overall
1963	-	2-2	-	2-2
1965	-	0-4	-	0-4
1966	-	3-0	-	3-0
1967	-	2-1	-	2-1
1970	-	-	0-1	0-1
1971	-	-	0-1	0-1
1976	-	-	0-2	0-2
1977	-	0-1	-	0-1
1985	-	-	1-0	1-0
1989	-	-	0-1	0-1
1999	1-2	-	-	1-2
2000	-	1-2	-	1-2
2001	2-1	-	-	2-1
2002	-	0-4	-	0-4
2003	1-2	-	0-1	1-3
2004	-	0-3	-	0-3
2005	2-1	1-0	-	3-1
2006	-	1-2	1-0	2-2

Year	Home	Road	Neutral	Overall
2007	0-3	-	2-0	2-3
2008	-	2-2	-	2-2
2009	2-1	0-1	-	2-2
2010	-	1-2	0-1	1-3
2011	3-0	-	-	3-0

Series Breakdown

All-Time.....	25-40
At OSU.....	11-10
At Arizona.....	10-23
Neutral.....	4-7

Last 10 Meetings

2009	H	L, 2-4
2009	H	W, 4-3
2009	H	W, 10-5
2010	N	L, 4-6
2010	R	L, 4-10
2010	R	L, 5-6
2010	R	W, 9-8
2011	H	W, 5-3
2011	H	W, 7-6
2011	H	W, 9-6

Series Superlatives

Last OSU 3-gm. sweep, at OSU..... 2011
 Last OSU 3-gm. sweep, at ASU..... 1966
 Last ASU 3-gm. sweep, at ASU..... 2004
 Last ASU 3-gm. sweep, at OSU..... 2007

Most runs scored vs. ASU..... 13, 2x, last: 1985
 Most runs allowed vs. ASU..... 21, 1999
 Largest margin of victory..... 11, 2x,
last: 2006 (11-0)
 Largest margin of defeat..... 12, 1999 (21-9)
 Longest winning streak..... 5 gms, 1966-67
 Longest win streak, at OSU..... 5 gms, 2009-11
 Longest win streak, at ASU..... 5 gms, 1966-67

Longest losing streak.... 6 gms, 2x, last: 2002-03
 Longest losing streak, at OSU... 4 gms, 2007-09
 Longest losing streak, at ASU ... 8 gms, 2000-04
 Last OSU shutout..... 2006 (11-0)
 Last ASU shutout..... 2008 (11-0)

2012 OREGON STATE BASEBALL

PAC-12 OPPONENT HISTORIES

California Golden Bears

California leads all-time series, 39-28 ■ **2011:** Oregon State won series, 2-1



Yearly Results

Year	Home	Road	Neutral	Overall	Year	Home	Road	Neutral	Overall
1916	-	0-3	-	0-3	2002	-	0-3	-	0-3
1920	-	1-1	-	1-1	2003	1-2	-	-	1-2
1953	-	0-1	-	0-1	2004	-	2-1	-	2-1
1955	-	0-1	-	0-1	2005	3-0	-	-	3-0
1961	-	0-1	-	0-1	2006	-	3-0	-	3-0
1964	-	0-1	-	0-1	2007	2-1	-	-	2-1
1967	-	1-1	-	1-1	2008	-	1-2	-	1-2
1968	0-3	-	-	0-3	2009	3-0	-	-	3-0
1969	0-1	0-2	1-0	1-3	2010	-	0-3	-	0-3
1970	-	1-1	-	1-1	2011	2-1	-	-	2-1
1971	0-2	-	-	0-2					
1975	-	-	1-0	1-0					
1978	-	-	0-1	0-1					
1993	-	-	0-1	0-1					
1997	-	1-2	-	1-2					
1999	1-2	-	-	1-2					
2000	-	2-1	-	2-1					
2001	2-1	-	-	2-1					

Series Breakdown

All-Time.....	28-39
At OSU.....	14-13
At California.....	12-24
Neutral.....	2-2

Last 10 Meetings

2008	R	W, 9-2
2009	H	W, 8-4
2009	H	W, 6-2
2009	H	W, 5-4
2010	R	L, 3-11
2010	R	L, 4-14
2010	R	L, 3-9
2011	H	W, 3-0
2011	H	L, 2-6
2011	H	W, 4-2

Series Superlatives

Last OSU 3-gm. sweep, at OSU.....	2009
Last OSU 3-gm. sweep, at CAL.....	2006
Last CAL 3-gm. sweep, at CAL.....	2010
Last CAL 3-gm. sweep, at OSU.....	1968

Most runs scored vs. CAL.....	15, 2x, last: 2004
Most runs allowed vs. CAL.....	19, 2003
Largest margin of victory.....	13, 1997 (15-2)
Largest margin of defeat.....	12, 2x, last: 1997 (14-2)
Longest winning streak.....	8 gms, 2004-07
Longest win streak, at OSU.....	4 gms, 2x, last: 2007-09

Longest win streak, at CAL.....	4 gms, 2004-06
Longest losing streak.....	5 gms, 1953-67
Longest losing streak, at OSU....	7 gms, 1968-99
Longest losing streak, at CAL....	5 gms, 1953-67
Last OSU shutout.....	2011 (3-0)
Last CAL shutout.....	2007 (4-0)

Oregon Ducks

Oregon State leads all-time series, 160-152 ■ **2011:** Oregon won series, 4-1



Yearly Results (1927-pres.)

Year	H	R	N	O	Year	H	R	N	O
1927	2-0	1-1	-	3-1	1947	1-1	0-2	-	1-3
1928	0-1	0-1	-	0-2	1948	0-1	1-1	-	1-2
1929	1-2	0-1	-	1-3	1949	1-0	0-2	-	1-2
1930	1-1	2-0	-	3-1	1950	1-1	1-1	-	2-2
1931	1-1	2-0	-	3-1	1951	3-0	2-1	-	5-1
1932	0-2	2-0	-	2-2	1952	1-2	2-1	-	3-3
1933	1-1	2-1	-	3-2	1953	0-1	1-1	-	1-2
1934	0-2	0-2	-	0-4	1954	0-2	1-2	-	1-4
1935	1-1	0-2	-	1-3	1955	1-1	1-1	-	2-2
1936	1-1	1-1	-	2-2	1956	1-1	0-1	-	1-2
1937	0-1	0-3	-	0-4	1957	1-1	1-1	-	2-2
1938	1-1	0-2	-	1-3	1958	1-0	1-0	-	2-0
1939	1-1	0-2	-	1-3	1959	2-1	1-0	-	3-1
1940	2-0	2-0	-	4-0	1960	2-0	0-1	-	2-1
1941	0-2	1-1	-	1-3	1961	1-1	2-0	-	3-1
1942	0-1	1-1	-	1-2	1962	1-1	1-1	-	2-2
1943	1-1	1-1	-	2-2	1963	1-1	1-1	-	2-2
1946	2-0	1-1	-	3-1	1964	0-2	2-0	-	2-2
					1965	1-2	1-2	-	2-4
					1966	1-2	1-2	-	2-4
					1967	0-2	1-0	-	1-2
					1968	-	0-2	-	0-2
					1969	2-0	1-0	-	3-0
					1970	0-1	1-1	-	1-2
					1971	1-1	1-0	-	2-1
					1972	0-3	0-3	-	0-6
					1973	1-2	0-3	-	1-5
					1974	2-1	0-3	-	2-4
					1975	3-0	1-2	-	4-2
					1976	3-1	2-0	-	5-1
					1977	2-1	3-0	-	5-1
					1978	1-1	1-1	-	2-2
					1979	2-1	2-1	-	4-2
					1980	3-0	1-2	-	4-2
					1981	2-1	2-1	-	4-2
					2009	2-0	1-0	1-1	5-1
					2010	3-0	0-1	1-0	4-1
					2011	1-1	0-3	-	1-4

Series Breakdown

All-Time.....	160-152
At OSU.....	85-71
At Oregon.....	72-79
Neutral.....	3-1

Last 10 Meetings

2010	R	L, 4-9
2010	H	W, 2-1
2010	H	W, 4-3
2010	H	W, 6-5
2010	H	W, 2-1
2011	H	W, 4-1
2011	H	L, 2-7
2011	R	L, 1-4
2011	R	L, 1-4
2011	R	L, 0-6

Series Superlatives (All-Time)

Last OSU 3-gm. sweep, at OSU.....	2010
Last OSU 3-gm. sweep, at UO.....	1977
Last UO 3-gm. sweep, at UO.....	2011
Last UO 3-gm. sweep, at OSU.....	1972

Most runs scored vs. UO.....	22, 2x, last: 1939
Most runs allowed vs. UO.....	21, 1918
Largest margin of victory.....	18, 1950 (20-2)
Largest margin of defeat.....	14, 1918 (21-7)
Longest winning streak.....	10 gms, 1922-24
Longest win streak, at OSU.....	7 gms, 2x, last: 1981-2010
Longest win streak, at UO.....	8 gms, 1930-33

Longest losing streak.....	7 gms, 2x, last: 1971-72
Longest losing streak, at OSU....	5 gms, 1939-43
Longest losing streak, at UO....	10 gms, 1972-75
Last OSU shutout.....	2009 (2-0)
Last UO shutout.....	2011 (6-0)

2012 OREGON STATE BASEBALL

PAC-12 OPPONENT HISTORIES

Stanford Cardinal

Stanford leads all-time series, 42-28 ■ **2011:** Oregon State won series, 3-0



Yearly Results

Year	Home	Road	Neutral	Overall	Year	Home	Road	Neutral	Overall
1920	2-0	0-2	-	2-2	2002	2-1	-	-	2-1
1955	-	0-1	-	0-1	2003	-	1-2	-	1-2
1964	-	2-0	-	2-0	2004	1-2	-	-	1-2
1967	-	0-2	-	0-2	2005	-	2-1	-	2-1
1968	1-0	0-2	-	1-2	2006	5-0	-	-	5-0
1969	0-2	0-1	-	0-3	2007	-	2-1	-	2-1
1970	-	2-0	0-1	2-1	2008	1-2	-	-	1-2
1971	1-1	-	0-1	2-1	2009	-	2-1	-	2-1
1976	-	-	0-1	0-1	2010	0-3	-	-	0-3
1977	-	-	0-1	0-1	2011	-	3-0	-	3-0
1978	-	-	0-1	0-1					
1982	-	0-2	-	0-2					
1983	-	0-1	-	0-1					
1985	-	0-1	-	0-1					
1986	-	-	0-1	0-1					
1999	-	0-3	-	0-3					
2000	1-2	-	-	1-2					
2001	-	0-3	-	0-3					

Series Breakdown

All-Time.....	28-42
At OSU.....	14-13
At Stanford.....	14-23
Neutral.....	0-6

Last 10 Meetings

2008	H	L, 2-4
2009	R	W, 5-0
2009	R	L, 6-7
2009	R	W, 5-2
2010	H	L, 6-14
2010	H	L, 3-5
2010	H	L, 7-10
2011	R	W, 1-0
2011	R	W, 8-1
2011	R	W, 6-4

Series Superlatives

Last OSU 3-gm. sweep, at OSU.....2006
 Last OSU 3-gm. sweep, at STAN.....2011
 Last STAN 3-gm. sweep, at STAN.....2001
 Last STAN 3-gm. sweep, at OSU.....2010

Most runs scored vs. STAN.....15, 2006
 Most runs allowed vs. STAN.....22, 2001
 Largest margin of victory.....15, 2006 (15-0)
 Largest margin of defeat.....17, 2001 (22-5)
 Longest winning streak.....6 gms, 2006-07
 Longest win streak, at OSU.....6 gms, 2006-08
 Longest win streak, at STAN.....4 gms, 2009-11
 Longest losing streak.....13 gms, 1971-2000

Longest losing streak, at OSU... 5 gms, 2008-10
 Longest losing streak, at STAN 11 gms,
 1982-2003
 Last OSU shutout.....2011 (1-0)
 Last STAN shutout.....2003 (10-0)

UCLA Bruins

UCLA leads all-time series, 32-23 ■ **2011:** Oregon State won series, 2-1



Yearly Results

Year	Home	Road	Neutral	Overall	Year	Home	Road	Neutral	Overall
1967	2-0	-	-	2-0	2010	1-2	-	-	1-2
1968	0-1	0-2	-	0-3	2011	-	2-1	-	2-1
1969	0-2	0-1	-	0-3					
1970	0-2	-	0-1	0-3					
1971	-	0-2	-	0-2					
1985	-	-	1-0	1-0					
1998	3-0	-	-	3-0					
1999	-	1-2	-	1-2					
2000	0-3	-	-	0-3					
2001	-	1-2	-	1-2					
2002	1-2	-	-	1-2					
2003	-	1-2	-	1-2					
2004	1-2	-	-	1-2					
2005	-	3-0	-	3-0					
2006	1-1	-	-	1-1					
2007	-	2-1	-	2-1					
2008	2-1	-	-	2-1					
2009	-	1-2	-	1-2					

Series Breakdown

All-Time.....	23-32
At OSU.....	11-16
At UCLA.....	11-15
Neutral.....	1-1

Last 10 Meetings

2008	H	W, 8-7
2009	R	L, 5-7
2009	R	W, 5-3
2009	R	L, 2-5
2010	H	W, 4-1
2010	H	L, 1-3
2010	H	L, 2-8
2011	R	W, 7-5
2011	R	W, 2-0
2011	R	L, 2-5

Series Superlatives

Last OSU 3-gm. sweep, at OSU.....1998
 Last OSU 3-gm. sweep, at UCLA.....2005
 Last UCLA 3-gm. sweep, at UCLA.....Never
 Last UCLA 3-gm. sweep, at OSU.....2000

Most runs scored vs. UCLA.....19, 1998
 Most runs allowed vs. UCLA.....18, 2000
 Largest margin of victory.....14, 1998 (19-5)
 Largest margin of defeat.....15, 1999 (15-0)
 Longest winning streak. 4 gms, 2x, last: 2005-06
 Longest win streak, at OSU.....3 gms, 1998
 Longest win streak, at UCLA.....6 gms, 2003-07
 Longest losing streak.....11 gms, 1968-71

Longest losing streak, at OSU... 5 gms, 1968-70
 Longest losing streak, at UCLA. 5 gms, 1968-71
 Last OSU shutout.....2011 (2-0)
 Last UCLA shutout.....1999 (15-0)

2012 OREGON STATE BASEBALL

PAC-12 OPPONENT HISTORIES

USC Trojans

USC leads all-time series, 46-21 ▪ **2011:** USC won series, 2-1



Yearly Results

Year	Home	Road	Neutral	Overall	Year	Home	Road	Neutral	Overall
1951	-	1-2	-	1-2	2005	4-2	-	-	4-2
1952	2-0	-	-	2-0	2006	-	1-2	-	1-2
1958	0-2	-	-	0-2	2007	2-1	-	-	2-1
1963	1-2	-	-	1-2	2008	-	0-3	-	0-3
1967	1-1	-	-	1-1	2009	1-2	-	-	1-2
1968	-	0-1	-	0-1	2010	-	2-1	-	2-1
1969	0-1	0-2	-	0-3	2011	1-2	-	-	1-2
1970	-	-	0-2	0-2					
1971	-	0-2	-	0-2					
1976	-	0-1	-	0-1					
1977	-	0-1	-	0-1					
1998	-	1-2	-	1-2					
1999	0-3	-	-	0-3					
2000	-	0-3	-	0-3					
2001	1-2	-	-	1-2					
2002	-	1-2	-	1-2					
2003	0-3	-	-	0-3					
2004	-	2-1	-	2-1					

Series Breakdown

All-Time.....	21-46
At OSU.....	13-21
At USC.....	8-23
Neutral.....	0-2

Last 10 Meetings

2008	R	L, 5-6
2009	H	L, 3-4
2009	H	L, 2-5
2009	H	W, 5-4
2010	R	W, 4-1
2010	R	L, 2-8
2010	R	W, 4-3
2011	H	W, 7-2
2011	H	L, 3-8
2011	H	L, 3-4

Series Superlatives

Last OSU 3-gm. sweep, at OSU..... Never
 Last OSU 3-gm. sweep, at USC..... Never
 Last USC 3-gm. sweep, at USC..... 2008
 Last USC 3-gm. sweep, at OSU..... 2003

Most runs scored vs. USC 13, 2x, last: 2002
 Most runs allowed vs. USC 16, 2x, last: 2000
 Largest margin of victory..... 11, 1951 (12-1)
 Largest margin of defeat 15, 1958 (15-0)
 Longest winning streak..... 4 gms, 2004-05
 Longest win streak, at OSU 2 gms, 4x,
 last: 2009-11
 Longest win streak, at USC..... 3 gms, 2004-06

Longest losing streak..... 13 gms, 1967-98
 Longest losing streak, at OSU..... 4 gms, 2x,
 last: 2001-03
 Longest losing streak, at USC. 10 gms, 1951-98
 Last OSU shutout..... 2001 (6-0)
 Last USC shutout..... 2002 (7-0)

Utah Utes

Oregon State leads all-time series, 6-1 ▪ **2011:** Did not meet



Yearly Results

Year	Home	Road	Neutral	Overall
1973	-	-	2-0	2-0
1993	-	-	1-1	1-1
1996	-	-	1-0	1-0
2004	-	-	1-0	1-0
2010	1-0	-	-	1-0

Series Breakdown

All-Time.....	6-1
At OSU.....	1-0
At Utah.....	0-0
Neutral.....	5-1

Last 10 Meetings

1973	N	W, 8-2
1973	N	W, 8-4
1993	N	L, 3-7
1993	N	W, 5-1
1996	N	W, 7-0
2004	N	W, 8-6
2010	H	W, 5-4

Series Superlatives

Last OSU 3-gm. sweep, at OSU..... Never
 Last OSU 3-gm. sweep, at UTAH..... Never
 Last USC 3-gm. sweep, at USC..... Never
 Last USC 3-gm. sweep, at UTAH..... Never

Most runs scored vs. UTAH..... 8, 3x, last: 2004
 Most runs allowed vs. UTAH 7, 1993
 Largest margin of victory..... 7, 1996 (7-0)
 Largest margin of defeat 4, 1993 (7-3)
 Longest winning streak..... 4 gms, 1993-2010
 Longest win streak, at OSU 1 gm, 2010
 Longest win streak, at UTAH..... Never
 Longest losing streak..... 1 gm, 1993

Longest losing streak, at OSU..... Never
 Longest losing streak, at UTAH Never
 Last OSU shutout..... 1996 (7-0)
 Last UTAH shutout Never

2012 OREGON STATE BASEBALL

PAC-12 OPPONENT HISTORIES

Washington Huskies

Oregon State leads all-time series, 226-186-2 ■ **2011:** Oregon State won series, 2-1



Yearly Results (1956-pres.)

Year	H	R	N	O
1956	0-2	1-1	-	1-3
1957	2-0	0-2	-	2-2
1958	2-0	2-0	-	4-0
1959	1-0	0-2	-	1-2
1960	2-0	1-1	-	3-1
1961	1-0	1-1	-	2-1
1962	2-0	2-0	-	4-0
1963	2-0	2-0	-	4-0
1964	2-0	0-2	-	2-2
1965	1-2	3-0	-	4-2
1966	2-1	0-3	-	2-4
1967	1-0	-	-	1-0
1968	2-0	1-0	1-0	4-0
1969	1-0	2-0	-	3-0
1970	1-0	-	1-0	1-0
1971	2-0	1-0	-	3-0
1972	2-3	-	-	2-3
1973	3-0	1-2	-	4-2

Year	H	R	N	O
1974	3-0	1-2	0-1	4-3
1975	3-0	3-0	-	6-0
1976	4-0	1-1	-	5-1
1977	3-0	2-1	-	5-1
1978*	1-3	1-0	-	2-3
1979	0-3	0-3	-	0-6
1980	1-0	2-2	-	3-2
1981	2-1	2-1	-	4-2
1982	2-0	1-1	-	3-1
1983	1-1	1-1	1-0	3-2
1984	2-0	1-1	1-0	4-1
1985	1-1	1-1	1-0	3-2
1986	2-0	1-1	1-1	4-2
1987	1-1	1-1	0-1	2-3
1988	1-1	2-0	-	3-1
1989	2-0	1-1	-	3-1
1990	1-1	1-1	2-1	4-3
1991	2-0	1-1	2-0	5-1
1992	2-1	0-3	-	2-4

Year	H	R	N	O
1993	1-2	-	1-2	2-4
1994	1-2	1-2	1-0	3-4
1995	3-0	0-3	-	3-3
1996	3-1	1-3	-	4-4
1997	2-2	2-2	-	4-4
1998	2-2	1-3	-	3-5
1999	0-2	1-2	-	1-4
2000	2-1	2-0	-	4-1
2001	1-1	1-2	-	2-3
2002	1-2	-	-	1-2
2003	0-2	1-2	-	1-4
2004	1-2	2-0	1-0	4-2
2005	-	3-0	-	3-0
2006	2-1	-	-	2-1
2007	-	1-1	0-1	1-2
2008	2-1	-	-	2-1
2009	-	0-2	1-0	1-2
2010	2-1	-	-	2-1
2011	-	1-1	1-0	2-1

Series Breakdown

All-Time.....	226-186-2
At OSU.....	129-70
At Washington...	82-109-2
Neutral.....	15-7

Last 10 Meetings

2008	H	L, 4-6
2009	N	W, 6-4
2009	R	L, 6-15
2009	R	L, 3-4
2010	H	W, 8-6
2010	H	W, 7-3
2010	H	L, 2-3
2011	N	W, 6-4
2011	R	W, 9-3
2011	R	L, 6-7

Series Superlatives (All-Time)

Last OSU 3-gm. sweep, at OSU.....	1995
Last OSU 3-gm. sweep, at UW.....	2005
Last UW 3-gm. sweep, at UW.....	1995
Last UW 3-gm. sweep, at OSU.....	1979

Most runs scored vs. UW.....	32, 1954
Most runs allowed vs. UW.....	26, 2004
Largest margin of victory.....	25, 1954 (32-7)
Largest margin of defeat.....	14, 1992 (20-6)
Longest winning streak.....	12 gms, 1967-71
Longest win streak, at OSU.....	17 gms, 1972-77
Longest win streak, at UW.....	5 gms, 2004-05
Longest losing streak.....	7 gms, 2x, last: 1978-79

Longest losing streak, at OSU... 6 gms, 1992-94	
Longest losing streak, at UW..... 8 gms, 1992-95	
Last OSU shutout	2005 (7-0)
Last UW shutout	1995 (2-0)

Washington State Cougars

Washington State leads all-time series, 225-192-2 ■ **2011:** Oregon State won series, 2-1



Yearly Results (1956-pres.)

Year	H	R	N	O
1956	0-2	0-2	2-0	2-4
1957	2-0	1-1	1-1	4-2
1958	1-1	0-2	1-0	2-3
1959	1-1	0-2	1-0	2-3
1960	-	0-2	1-0	1-2
1961	2-0	0-2	-	2-2
1962	1-0	1-1	-	2-1
1963	2-0	1-1	-	3-1
1964	2-0	0-2	-	2-2
1965	0-3	1-2	-	1-5
1966	0-3	0-2	-	0-5
1967	2-0	-	0-1	2-1
1968	1-0	1-1	-	2-1
1969	2-0	1-0	-	3-0
1970	-	0-1	1-0	1-1
1971	-	0-2	-	0-2
1972	0-3	0-3	-	0-6
1973	0-3	0-3	-	0-6

Year	H	R	N	O
1974	0-3	0-3	-	0-6
1975	-	3-4	0-1	3-5
1976	2-1	0-3	1-0	3-4
1977	1-2	1-2	-	2-4
1978	1-2	1-2	1-0	3-4
1979	-	0-3	0-1	0-4
1980	1-2	0-3	-	1-5
1981	1-1	2-2	1-1	4-4
1982	2-0	1-1	0-1	2-3
1983	2-0	0-2	0-2	2-4
1984	1-1	1-1	0-3	2-5
1985	1-1	1-1	2-0	4-2
1986	0-1	1-1	1-0	2-2
1987	1-1	0-2	0-1	1-4
1988	-	1-3	0-1	1-4
1989	0-2	2-0	0-1	2-3
1990	1-1	1-1	0-1	2-3
1991	1-1	0-2	-	1-3
1992	1-2	2-1	-	3-3

Year	H	R	N	O
1993	2-0	1-2	-	2-3
1994	3-0	3-0	-	6-0
1995	1-1	1-3	-	2-4
1996	4-0	1-3	-	5-3
1997	3-1	4-0	1-0	8-1
1998	3-2	1-2	-	4-4
1999	3-0	-	0-3	3-3
2000	2-1	1-2	-	3-3
2001	3-0	-	2-1	5-1
2002	3-0	3-0	-	6-0
2003	1-2	-	1-1	2-3
2004	-	1-2	-	1-2
2005	3-0	-	-	3-0
2006	-	3-0	-	3-0
2007	1-2	-	-	1-2
2008	-	1-2	-	1-2
2009	1-2	-	-	1-2
2010	-	1-2	-	1-2
2011	2-1	-	-	2-1

Series Breakdown

All-Time.....	192-225-2
At OSU.....	104-77
At WSU.....	90-127-2
Neutral.....	18-21

Last 10 Meetings

2008	R	W, 19-9
2009	H	L, 6-7
2009	H	W, 8-2
2009	H	L, 6-7
2010	R	L, 1-5
2010	R	L, 4-12
2010	R	W, 3-2
2011	H	W, 4-2
2011	H	W, 7-6
2011	H	L, 0-2

Series Superlatives (All-Time)

Last OSU 3-gm. sweep, at OSU.....	2005
Last OSU 3-gm. sweep, at WSU.....	2006
Last WSU 3-gm. sweep, at WSU.....	1980
Last WSU 3-gm. sweep, at OSU.....	1974

Most runs scored vs. WSU.....	29, 1955
Most runs allowed vs. WSU.....	26, 1973
Largest margin of victory.....	17, 1955 (29-12)
Largest margin of defeat.....	20, 1973 (26-6)
Longest winning streak.....	9 gms, 2001-02
Longest win streak, at OSU.....	8 gms, 2x, last: 1995-97
Longest win streak, at WSU.....	5 gms, 1996-97

Longest losing streak.....	22 gms, 1971-75
Longest losing streak, at OSU... 9 gms, 1972-74	
Longest losing streak, at WSU 13 gms, 1970-75	
Last OSU shutout.....	2003 (4-0)
Last WSU shutout.....	2011 (2-0)

2012 OREGON STATE BASEBALL

NON-CONFERENCE OPPONENT HISTORIES

Arkansas-Pine Bluff

First Meeting

Connecticut

Oregon State leads, 1-0

Home: Never

Road: Never

Neutral: 1-0

Year	Location	Result
2011	Neutral	W 2-0

Longest Win Streak

1 game (2011)

Illinois

First Meeting

Kansas State

Northwestern leads, 2-0

Home: Never

Road: Never

Neutral: 0-2

Year	Location	Result
1992	Neutral	L 1-10
	Neutral	L 2-5

Longest Win Streak

None

Nevada

Oregon State leads, 11-3

Home: 3-0

Road: 6-1

Neutral: 2-2

Year	Location	Result
1963	Road	W 9-1
	Road	W 15-3
	Road	W 5-3
1990	Neutral	L 3-4
1992	Neutral	L 5-7
2000	Neutral	W 9-5
2002	Road	W 7-5
	Road	W 11-8
2006	Neutral	W 12-4
	Home	W 13-4
	Home	W 4-0
	Home	W 8-1
2008	Road	L 1-10
	Road	W 17-10

Longest Win Streak

7 games (2000-2006)

Northern Illinois

Oregon State leads, 2-0

Home: Never

Road: Never

Neutral: 2-0

Year	Location	Result
2009	Neutral	W 23-7
	Neutral	W 2-1

Longest Win Streak

2 games (2009)

Oklahoma

Oklahoma leads, 5-2

Home: Never

Road: 1-4

Neutral: 1-1

Year	Location	Result
1971	Neutral	L 4-6
1993	Road	L 13-14

Longest Win Streak

2 games (2009)

	Road	L 9-20
	Road	L 9-10
1997	Road	W 10-2
	Road	L 2-14
2001	Neutral	W 10-8

Longest Win Streak

1 game (1997, 2011)

Longest Win Streak

1 game (1997, 2011)

Longest Win Streak

1 game (1997, 2011)

Pacific

Oregon State leads, 11-7

Home: 3-0

Road: 7-5

Neutral: 1-2

Year	Location	Result
1977	Neutral	L 4-5
1979	Road	L 1-9
1980	Road	W 4-3
1981	Road	W 6-5
1982	Road	W 5-1
1989	Road	L 0-3
	Road	W 19-3
1990	Road	L 3-4
	Road	L 3-4
1996	Road	W 5-4
	Road	W 5-3
	Road	L 3-4
	Neutral	L 2-6
	Neutral	W 11-2
2006	Road	W 6-4
2008	Home	W 15-2
	Home	W 8-6
	Home	W 2-0

Longest Win Streak

5 games (1996-2008)

Longest Win Streak

5 games (1996-2008)

Longest Win Streak

5 games (1996-2008)

Longest Win Streak

5 games (1996-2008)

Longest Win Streak

5 games (1996-2008)

Longest Win Streak

5 games (1996-2008)

Longest Win Streak

5 games (1996-2008)

Longest Win Streak

5 games (1996-2008)

Longest Win Streak

5 games (1996-2008)

Longest Win Streak

5 games (1996-2008)

Longest Win Streak

5 games (1996-2008)

Longest Win Streak

5 games (1996-2008)

Longest Win Streak

5 games (1996-2008)

Longest Win Streak

5 games (1996-2008)

Longest Win Streak

5 games (1996-2008)

Longest Win Streak

5 games (1996-2008)

Longest Win Streak

5 games (1996-2008)

Longest Win Streak

5 games (1996-2008)

Longest Win Streak

5 games (1996-2008)

Longest Win Streak

5 games (1996-2008)

Longest Win Streak

5 games (1996-2008)

Longest Win Streak

5 games (1996-2008)

Longest Win Streak

5 games (1996-2008)

Longest Win Streak

5 games (1996-2008)

Longest Win Streak

5 games (1996-2008)

Longest Win Streak

5 games (1996-2008)

Longest Win Streak

5 games (1996-2008)

Longest Win Streak

5 games (1996-2008)

1951	Home	W 7-5
	Road	W 16-2
1952	Home	W 5-3
	Road	W 19-8
1953	Home	W 8-3
1955	Road	W 12-1
1956	Road	L 4-9
	Home	L 2-12
	Road	W 4-0
1957	Road	W 10-3
	Home	W 6-5
	Home	L 2-6
1958	Home	L 5-10
	Home	L 1-5
1959	Road	W 13-4
	Home	W 3-2
	Home	W 4-2
1960	Road	W 9-4
	Home	W 8-7
1961	Road	W 8-6
	Home	W 12-2
1962	Home	W 13-1
	Road	W 16-0
1963	Home	W 8-3
	Road	W 12-0
1964	Home	W 10-0
	Road	W 19-6
1965	Road	W 9-4
	Home	W 7-3
1966	Home	W 5-4
	Road	W 7-1
1967	Home	W 11-0
	Road	W 7-3
1968	Home	W 7-6
1969	Road	W 21-4
	Home	L 2-3
1970	Home	L 3-7
	Road	W 3-0
1971	Home	L 0-3
	Road	W 8-4
1972	Home	W 2-1
	Road	L 3-4
1973	Home	W 11-4
	Road	L 4-7
1974	Home	W 3-2
	Road	W 6-3
1975	Road	W 5-4
1976	Home	W 15-2
	Road	W 4-3
1977	Home	W 10-3
1978	Home	W 3-2
	Road	L 5-10
1980	Road	W 10-4
	Home	L 0-10
1981	Road	W 12-1
1982	Home	W 3-1
	Home	W 8-1
	Road	W 3-1
	Road	L 2-4
1983	Road	W 10-1
	Road	W 2-1
	Home	W 5-4
	Home	W 9-4
1984	Road	W 4-3
	Home	L 4-12
	Road	L 4-6
	Home	W 4-1
1985	Home	W 2-1
	Road	L 0-4
	Home	W 9-1
	Road	L 2-3

Longest Win Streak

1 game (1997, 2011)

Longest Win Streak

1 game (1997, 2011)

Longest Win Streak

1 game (1997, 2011)

Longest Win Streak

1 game (1997, 2011)

Longest Win Streak

1 game (1997, 2011)

Longest Win Streak

1 game (1997, 2011)

Longest Win Streak

1 game (1997, 2011)

Longest Win Streak

1 game (1997, 2011)

Longest Win Streak

1 game (1997, 2011)

Longest Win Streak

1 game (1997, 2011)

Longest Win Streak

1 game (1997, 2011)

Longest Win Streak

1 game (1997, 2011)

Longest Win Streak

1 game (1997, 2011)

Longest Win Streak

1 game (1997, 2011)

Longest Win Streak

1 game (1997, 2011)

Longest Win Streak

1 game (1997, 2011)

Longest Win Streak

1 game (1997, 2011)

Longest Win Streak

1 game (1997, 2011)

Longest Win Streak

1 game (1997, 2011)

Longest Win Streak

1 game (1997, 2011)

Longest Win Streak

1 game (1997, 2011)

Longest Win Streak

1 game (1997, 2011)

Longest Win Streak

1 game (1997, 2011)

Longest Win Streak

1 game (1997, 2011)

Longest Win Streak

1 game (1997, 2011)

Longest Win Streak

1 game (1997, 2011)

Longest Win Streak

1 game (1997, 2011)

Longest Win Streak

1 game (1997, 2011)

Longest Win Streak

1 game (1997, 2011)

Longest Win Streak

1 game (1997, 2011)

Longest Win Streak

1 game (1997, 2011)

Longest Win Streak

1 game (1997, 2011)

Longest Win Streak

1 game (1997, 2011)

Longest Win Streak

1 game (1997, 2011)

Longest Win Streak

1 game (1997, 2011)

1986	Home	W 5-0

2012 OREGON STATE BASEBALL

NON-CONFERENCE OPPONENT HISTORIES

San Diego State

Oregon State leads 7-5-1

Home: Never

Road: 2-4-1

Neutral: 5-1

Year	Location	Result
1973	Road L	4-5
	Road L	6-11
1977	Neutral W	7-5
1984	Neutral L	7-12
1985	Neutral W	4-3
	Neutral W	6-5
1987	Neutral W	8-7
1996	Road L	3-4
	Road T	10-10
1998	Road L	3-6
2001	Road W	8-7
2003	Neutral W	10-6
2008	Road W	22-3

Longest Win Streak

3 games-3x (last: 2001-08)

St. Louis

Oregon State leads, 1-0

Home: Never

Road: Never

Neutral: 1-0

Year	Location	Result
2007	Neutral W	2-0

Longest Win Streak

1 game (2007)

St. Mary's

Oregon State leads, 4-2-1

Home: 2-0

Road: 0-1-1

Neutral: 2-1

Year	Location	Result
1971	Neutral W	6-1
1978	Road T	4-4
1982	Road L	3-5
2006	Neutral W	7-5
2007	Neutral L	1-4
2009	Home W	12-3
	Home W	9-3

Longest Win Streak

2 games (2009)

UC Santa Barbara

Oregon State leads, 13-9-1

Home: 4-2

Road: 4-2-1

Neutral: 5-5

Year	Location	Result
1968	Neutral L	1-6
1969	Road L	3-4
1981	Neutral L	6-7
	Neutral W	5-2
1982	Neutral L	6-8
1983	Neutral L	3-7
1984	Neutral W	6-5
	Neutral W	6-4
1987	Neutral W	10-4
1993	Neutral W	11-8
1998	Neutral L	7-11
	Road W	13-1
	Road L	6-7
	Road T	4-4
2003	Home L	4-5
	Home W	4-3
	Home W	6-4
2005	Road W	4-2
	Road W	6-4

Road	W	5-3
2011	Home W	6-3
	Home W	11-5
	Home L	3-8

Longest Win Streak

7 games (2003-2011)

West Virginia

Oregon State leads, 1-0

Home: Never

Road: Never

Neutral: 1-0

Year	Location	Result
2000	Neutral W	9-6

Winthrop

Oregon State leads, 1-0

Home: Never

Road: Never

Neutral: 1-0

Year	Location	Result
2005	Neutral W	8-2

Longest Win Streak

1 game (2005)

OSU Non-Conference Records

Season-By-Season Records

Year	W-L	Year	W-L	Year	W-L
1913	3-6	1962	15-2	2006	34-9
1914	6-2	1963	12-8	2007	39-4
1915	8-7	1964	17-3	2008	17-11
1916	5-6-1	1965	8-8	2009	22-7
1919	5-2	1966	14-4	2010	20-9
1920	1-3	1967	15-7	2011	24-9
1921	6-1	1968	17-1-1	Totals	
1922	4-0	1969	8-8-1	1,116-537-12	
1923	2-0	1970	13-3	.673	
1924	5-0-1	1971	12-7		
1926	4-1	1972	11-9		
1927	8-2	1973	10-7-1		
1928	5-1	1974	10-11		
1929	1-1	1975	15-5-1		
1930	6-0	1976	19-9		
1931	2-1	1977	19-11		
1932	2-1	1978	16-13-2		
1933	6-2	1979	17-14		
1934	5-4	1980	25-7		
1935	3-3	1981	18-7-1		
1936	1-6	1982	13-7		
1937	4-2	1983	10-10		
1938	8-1	1984	11-12		
1939	8-1	1985	22-5		
1940	6-2	1986	21-10		
1941	7-2	1987	16-6		
1942	6-2	1988	16-9		
1943	2-2	1989	12-14		
1946	6-4	1990	15-13		
1947	8-1	1991	16-12		
1948	3-0	1992	13-10		
1949	7-1	1993	11-8		
1950	2-3	1994	14-7		
1951	13-2	1995	11-8-1		
1952	17-6	1996	18-6-1		
1953	6-6	1997	20-6-1		
1954	2-2	1998	20-5-1		
1955	7-6	1999	12-18		
1956	10-5	2000	19-12		
1957	10-6	2001	20-11		
1958	8-7	2002	21-9		
1959	14-2	2003	18-11		
1960	11-0	2004	21-8		
1961	19-8	2005	27-7		

2012 Series Information

Team	All-Time Record	At Home	At Opponent	Neutral Site	Last Meeting
Arizona	Arizona, 29-24	OSU, 14-7	UA, 20-10	UA, 2-0	2011: OSU 8, UA 4
Arizona State	Arizona State, 42-24	OSU, 11-10	ASU, 23-10	ASU, 7-4	2011: OSU 9, ASU 6
Arkansas-Pine Bluff	None	Never	Never	Never	Never
California	California, 39-28	OSU, 14-13	Cal, 24-12	Tied, 2-2	2011: OSU 4, CAL 2
Connecticut	Oregon State, 1-0	Never	Never	OSU, 1-0	2011: OSU 2, UCONN 0
Illinois	None	Never	Never	Never	Never
Kansas State	Kansas State, 2-0	Never	Never	KSU, 2-0	1992: KSU 5, OSU 2
Nevada	Oregon State, 11-3	OSU, 3-0	OSU, 6-1	Tied, 1-1	2008: OSU 17, NEV 10
Northern Illinois	Oregon State, 2-0	Never	Never	OSU, 2-0	2009: OSU 2, NIU 1
Oklahoma	Oklahoma, 5-2	Never	OU, 4-1	Tied, 1-1	2001: OSU 10, OU 8
Oregon	Oregon State, 160-152	OSU, 85-75	UO, 79-72	OSU, 3-1	2011: UO 6, OSU 0
Pacific	Oregon State, 11-7	OSU, 3-0	OSU, 7-5	UP, 2-1	2008: OSU 2, UP 0
Portland	Oregon State, 152-60	OSU, 77-28	OSU, 71-26	UP, 6-4	2011: OSU 13, UP 3
St. Louis	Oregon State, 1-0	Never	Never	OSU, 1-0	2007: OSU 2, STL 0
St. Mary's	Oregon State, 4-2-1	OSU, 2-0	SMC, 1-0-1	OSU, 2-1	2009: OSU 9, SMC 3
San Diego	San Diego, 7-4	USD, 1-0	USD, 5-3	Tied, 1-1	2010: USD 4, OSU 1
San Diego State	Oregon State, 7-5-1	Never	SDSU, 4-2-1	OSU, 5-1	2008: OSU 22, SDSU 3
Stanford	Stanford, 42-28	OSU, 14-11	STAN, 23-14	STAN, 6-0	2011: OSU 6, STAN 4
UC Santa Barbara	Oregon State, 13-9-1	OSU, 4-2	OSU, 4-2-1	Tied, 5-5	2011: UCSB 8, OSU 3
UCLA	UCLA, 32-23	UCLA, 16-11	UCLA, 15-11	Tied, 1-1	2011: UCLA 5, OSU 2
USC	USC, 46-21	USC, 21-13	USC, 23-8	USC, 2-0	2011: USC 4, OSU 3
Washington	Oregon State, 226-186-2	OSU, 129-70	UW, 109-82-2	OSU, 15-7	2011: UW 7, OSU 6
Washington State	Washington State, 225-192-2	OSU, 104-77	WSU, 127-90-2	WSU, 21-18	2011: WSU 2, OSU 0
West Virginia	Oregon State, 1-0	Never	Never	OSU, 1-0	2000: OSU 9, WVU 6
Winthrop	Oregon State, 1-0	Never	Never	OSU, 1-0	2005: OSU 8, WIN 2

2012 OREGON STATE BASEBALL

2011 IN REVIEW

Beavers Overall

Oregon State finished the season 41-19 overall and 17-10 in Pacific-10 Conference play. The 41 wins were the fourth-most in school history, and the 17 wins league play marked the second-most for the club since the league unified in 1999, and trailed only the 2005 club, which won 19.

Postseason Trip

Oregon State advanced to the postseason for the sixth time in the last seven years, and played in an NCAA Super Regional for the first time since 2007. OSU swept through its NCAA Regional, winning all three games for the third time in the six trips.

Postseason Wins Note

Oregon State tallied three wins in the postseason in 2011, and thanks to research by North Carolina, it is known that the team's 28 postseason wins since 2006 is tied for second-most in the nation with South Carolina, trailing only the Tar Heels. The Beavers have 33 wins in the postseason dating back to 2005, all under head coach Pat Casey.

Pac-10 Honors

Oregon State saw three players selected to the league's first team - Sam Gaviglio, Tony Bryant and Kevin Keyes. The three first-round selections are the most in a single season since the Beavers had five first teamers in 2006. Overall, OSU also had six honorable mention selections, and the nine players honored by the league is the most since OSU had 11 in 2005.

Casey Named Pac-10 Coach Of The Year

Oregon State head coach Pat Casey guided the club to a second-place finish in the Pac-10 despite the fact the Beavers were voted to finish eighth in the preseason. For that, Casey was named the Pac-10 Coach of the Year for the third time. He was also named the league's top

coach in 2005 and 2006.

Gaviglio An All-American

Junior right-hander Sam Gaviglio became the program's 20th all-time All-American when he was selected to the Louisville Slugger (Collegiate Baseball) All-America second-team. He went 12-3 in 2011, tying for the fourth-most wins in a single-season at Oregon State. OSU's last All-American prior to Gaviglio was Mitch Canham in 2007. Pat Casey has now coached 10 All-Americans while at Oregon State.

Six Players Of The Week Honors

Five different Beavers were honored by the Pac-10 a total of six times throughout the regular season, the most for OSU in a season since 1998, a year before the league unified. Sam Gaviglio was named Pac-10 Pitcher of the Week twice, giving him three for his career, which ties him for fourth-most in program history. Josh Osich was also named Pac-10 Pitcher of the Week, while Andrew Susac, Kevin Keyes and Ryan Dunn were named Pac-10 Players of the Week.

Two Big Win Streaks

The Beavers posted two win streaks of 10 or more games in the same season for the first time in program history. OSU won 12 straight from Feb. 27 through March 19, tying the longest such streak under head coach Pat Casey. They also went on an 11-gamer from April 2 to April 22. The second streak came after losing an 18-0 contest at Arizona to start Pac-10 play.

Against The Postseason Field

Oregon State went 16-8 against teams in the 2011 NCAA postseason field, and 13-6 in the regular season. OSU was 10-2 against Pac-10 foes that made it to the field of 64.

Pac-10 Note

The Beavers' 17 victories in Pac-10 play was the second-most by an OSU squad since the



Sam Gaviglio

league unified in 1999, trailing only the 2005 team which had 19 wins. The Beavers finished in second place in league play, and held the top spot in the Pac-10 for 19 of 27 possible Pac-10 dates.

Attendance Note

OSU finished 29th nationally with an average attendance of 2,285, which is second only to No. 20 Arizona State and third amongst teams west of Texas (Hawaii was 17th). The Beavers set single-season school records for average attendance and most fans total at Goss Stadium (68,558).

Incredible Gaviglio Stat

According to research by the Major League Baseball Scouting Bureau, Sam Gaviglio had the highest rate of groundball-to-flyball outs in the country in 2011. Gaviglio posted 165 groundball outs to just 67 flyball outs, or 2.4 ground balls for every one fly ball.

Playing At Goss Stadium

The Beavers went 23-7 at Goss Stadium during the 2011 season, and the 23 victories is the third-most in a single-season at home for OSU, trailing only 2005 (26) and 2007 (27). The 23 wins is the fourth time OSU has reached the 20-win plateau, and the 30 games overall marked the fourth-most played at home.

Kavin Keyes, Freshman All-America

Kavin Keyes became the fourth Beaver with a Freshman All-America honor in as many years when he was named by Louisville Slugger. He led the Beavers with four hit streaks of more than



2011 Oregon State Baseball Team

2012 OREGON STATE BASEBALL

2011 IN REVIEW

five games, including a 14-gamer from March 23 through April 17 that tied Andrew Susac for the longest on the team.

Draft Notes

Oregon State had eight players selected in the 2011 MLB First-Year Player Draft, tying the 2007 and 2010 clubs for the most in a year. OSU had three players taken in the first nine 10 rounds - Andrew Susac, Sam Gaviglio and Josh Osich - giving the Beavers nine such selections over the past two years. OSU has had at least one player selected in the draft every year since 1993, a span of 19 years.

Some Key Feats For The Beavers

Oregon State had some great successes in 2011, with three standing out significantly. Josh Osich threw the program's first complete-game no-hitter since 1947 when he no-hit UCLA in Los Angeles on April 30. Ryan Dunn hit for the cycle against Portland on May 10, which was the second in the team history. To top it off, Sam Gaviglio held opponents scoreless for 41 2/3 innings through the first month-and-a-half of the season, coming up less than six innings shy of tying the NCAA single-season record.

An ERA Drop

The Beavers posted their lowest team ERA since 2005 (3.06) when finishing at 3.14 in 2011. The 3.14 ERA is the second-lowest since the 1979 club finished at 2.96. Tony Bryant (fifth, 1.52) and Matt Boyd (seventh, 1.57) both finished in the top in individual ERA for a season at OSU.

An Obscure Pitching Note

Not only did the Beavers' staff ERA go down, so did the pitcher's number of errors. The team's pitchers committed two errors in 2011, down from 12 in 2010. The team's staff had a fielder's percentage of .986 in 2011 (two errors in 147 chances), compared to .903 in 2010 (12 errors in 124 chances).

Gaviglio In The Top 10

Sam Gaviglio had an outstanding 2011 season, finishing with 12 wins, which ties him for fourth-most in a season at OSU. He also had 116 strikeouts (sixth), 120 2/3 innings (tied for eighth) and two shutouts (tied for ninth). Tony Bryant joined Gaviglio in the top 10 lists in the aforementioned ERA and 12 saves (tied for third).

Walks And Saves

The Beavers are set to lead the Pac-10 in walks for the first time since 2007 as OSU tallied 258 during the regular season, with UCLA (221) No. 2. The Beavers will also



Andrew Susac

end the year with the league lead in saves at 19, marking the fourth time in seven seasons OSU will lead that stat.

Catching Note

OSU had 35 steal attempts against, the least by any Pac-10 team. OSU's catchers threw out 18 of the steal attempts, for a 51.4 percentage. OSU was the only Pac-10 team to throw out better than 50 percent.

Oregon State In 2011 National Rankings

Offense

Category	Stat	Rank
Batting average	.267	228
Scoring	5.6	131
Runs	337	93
Hits	523	148
Doubles	114	58
Triples	14	99
Home runs	31	109
Slugging pct.	.387	158
Stolen bases	51	182
Bases on balls	258	36
Sacrifice bunts	60	36
Hit by pitch	62	79
Sacrifice flies	27	65

Pitching/Defense

Category	Stat	Rank
Earned run average	3.14	23
Strikeouts/g inn.	7.5	60
Hits/g inn.	8.09	26
Walks/g inn.	2.82	30
Fielding pct.	.972	55
Double plays	50	82
Win pct.	.683	22

2011 At A Glance

Category	Home	Road	Neutral	Overall
Record	23-7	12-11	6-1	41-19
Pac-10 record	8-4	8-6	1-0	17-10
Non-Conference record	15-3	4-5	5-1	24-9
Versus Top 25	5-1	7-4	1-0	13-5
Versus Top 10	3-0	0-2	0-0	3-2

February	0-0	0-2	5-1	5-3
March	11-2	2-1	0-0	13-3
April	5-1	9-1	0-0	14-2
May	4-4	1-5	1-0	6-9
June	3-0	0-2	0-0	3-2

Sunday	6-1	2-3	2-0	10-4
Monday	0-0	0-1	1-0	1-1
Tuesday	2-2	2-0	0-0	4-2
Wednesday	1-0	0-0	0-0	1-0
Thursday	1-0	0-0	0-0	1-0
Friday	6-0	3-3	2-0	11-3
Saturday	7-4	5-4	1-1	13-9

Creme uniforms	8-4	0-1	0-0	8-5
Gray uniforms	1-0	6-5	4-1	11-6
Orange uniforms	5-3	6-5	0-0	11-8
White uniforms	9-0	0-0	2-0	11-0

Day	12-5	9-5	5-0	26-10
Night	11-2	3-6	1-1	15-9

vs. Left	6-2	0-4	4-0	10-6
vs. Right	17-5	12-7	2-1	31-13

Scoring first	12-2	8-3	3-1	23-6
0-2 runs	0-3	2-7	1-0	3-10
3-5 runs	8-4	1-2	2-0	11-6
6-9 runs	9-0	7-1	2-1	18-2
10+ runs	6-0	2-0	1-0	9-0
Opponent scores first	11-4	4-8	3-0	18-12
0-2 runs	12-1	6-2	2-0	20-3
3-5 runs	8-2	5-4	2-0	16-6
6-9 runs	4-3	1-3	1-1	6-7
10+ runs	0-0	0-2	0-0	0-2

1-run games	2-2	1-4	1-1	4-7
2-run games	5-1	3-0	4-0	12-1
5+ runs	9-3	5-4	0-0	14-7

Leading after 6	19-1	12-1	4-0	34-2
Leading after 7	19-0	12-0	4-0	35-0
Leading after 8	20-0	12-0	4-0	36-0
Trailing after 6	2-6	0-10	2-1	4-17
Trailing after 7	2-7	0-9	2-1	4-17
Trailing after 8	0-7	0-9	1-1	1-17
Extra-inning games	0-0	0-1	2-0	2-1
Shutouts	2-1	3-2	1-0	6-3
Following a win	18-4	9-4	3-1	30-9
Following a loss	5-3	3-6	2-0	10-9

Out-hit opponent	18-0	9-2	3-0	30-2
Opponent out-hit	2-7	2-8	2-0	6-15
Hits are equal	3-0	1-1	1-0	5-2

OSU Quality Start	12-2	7-0	2-0	21-2
Opp. Quality Start	1-5	2-7	0-0	3-12

Make 0 errors	13-1	3-1	2-0	18-2
Make 1 error	7-1	6-6	1-1	14-8
Make 2+ errors	3-5	3-4	3-0	9-9
Opp. makes 0 errors	10-5	2-7	1-0	13-12
Opp. makes 1 error	7-2	7-1	4-1	18-4
Opp. makes 2+ errors	5-1	3-3	1-0	9-4

2012 OREGON STATE BASEBALL

2011 HONORS/DRAFT CHOICES

2011 Honors

Ryan Barnes

- Pac-10 All-Academic Honorable Mention
- Corvallis Regional All-Tournament Team

Carter Bell

- All-Pac-10 Honorable Mention
- Corvallis Regional All-Tournament Team

Parker Berberet

- Pac-10 All-Academic Honorable Mention
- Corvallis Regional All-Tournament Team
- Kleberg Bank Classic Most Outstanding Player
- Kleberg Bank Classic All-Tournament Team

Matt Boyd

- All-Pac-10 Honorable Mention

Tony Bryant

- All-Pac-10 First Team
- NCBWA Stopper of the Year Watch List

Pat Casey

- Pac-10 Coach Of The Year

Ryan Dunn

- All-Pac-10 Honorable Mention
- Pac-10 Player of the Week (April 11)
- College Baseball 360 National Player of the Week (April 12)

Sam Gaviglio

- Baseball America All-America Second-Team
- Louisville Slugger All-America Second-Team
- NCBWA All-America Third-Team
- ABCA/Rawlings All-America Second Team
- ABCA/Rawlings All-District First Team
- College Baseball Hall Of Fame National Pitcher Of The Year Semifinalist (June 10)
- All-Pac-10 First Team

- Corvallis Regional All-Tournament Team
- Golden Spikes Award Semifinalist
- Pac-10 Pitcher of the Week (March 1)
- Pac-10 Pitcher of the Week (March 21)
- Golden Spikes Spotlight Player of the Week (March 21)
- Louisville Slugger National Player of the Week (March 21)
- Golden Spikes Award Midseason Watch List (May 3)
- College Baseball Hall of Fame Pitcher of Year Watch List (May 6)
- Kleberg Bank Classic All-Tournament Team

Kavin Keyes

- All-Pac-10 First Team
- Louisville Slugger Freshman All-America
- Pac-10 Player of the Week (April 18)

Garrett Nash

- Pac-10 All-Academic Honorable Mention
- Corvallis Regional All-Tournament Team

Josh Osich

- All-Pac-10 Honorable Mention
- Pac-10 Pitcher of the Week (May 2)
- NCBWA National Pitcher of the Week (May 3)
- Louisville Slugger National Player of the Week (May 2)

Tyler Smith

- All-Pac-10 Honorable Mention

Brian Stamps

- Corvallis Regional All-Tournament Team

Andrew Susac

- All-Pac-10 Honorable Mention
- Corvallis Regional All-Tournament Team
- Pac-10 Player of the Week (March 8)
- Johnny Bench Award Watch List
- Baseball America Preseason All-America Second-Team
- Kleberg Bank Classic All-Tournament Team

Oregon State In The 2011 MLB Draft



Andrew Susac

San Francisco Giants
2nd Round
86th overall



Sam Gaviglio

St. Louis Cardinals
5th Round
170th overall



Josh Osich

San Francisco Giants
6th Round
207th overall




Brian Stamps

Atlanta Braves
24th Round
746th overall



Parker Berberet

Milwaukee Brewers
25th Round
761st overall



Carter Bell

Arizona Diamondbacks
29th Round
874th overall



James Nygren

Florida Marlins
33rd Round
1,003rd overall



Taylor Starr

Cleveland Indians
37th Round
1,118th overall

DID NOT SIGN



Carter Bell

2012 OREGON STATE BASEBALL

2011 GAME-BY-GAME RESULTS

Date	Opponent	Score/Time	OSU R-H-E	Opp. R-H-E	Win/Loss/Save	Rec.	Pac-10	Pos.	GB	Att.	Time
2/19	(1) vs. Gonzaga	W, 4-3 (11)	4-10-2	3-7-1	Bryant (1-0)/Phillips (0-1)	1-0				250	3:45
2/20	(1) vs. Gonzaga	W, 4-2	4-6-1	2-6-1	Schultz (1-0)/Olson (0-1)/Dunn (1)	2-0				309	3:03
2/20	(1) at Fresno State	L, 1-2	1-2-1	2-6-0	Gonzalez (1-0)/Booser (0-1)/Robertson (1)	2-1				2,150	2:35
2/21	(1) at Fresno State	L, 4-5	4-10-1	5-8-5	Kendall (1-0)/Child (0-1)	2-2				2,020	2:55
2/25	(2) vs. #14 UConn	W, 2-0	2-4-0	0-2-1	Gaviglio (1-0)/Glynn (0-2)	3-2				251	2:04
2/26	(2) at Texas A&M-CC	L, 7-8	7-13-1	8-13-1	Carnline (1-0)/Wetzler (0-1)/Boyle (3)	3-3				3,023	3:00
2/27	(2) vs. Indiana	W, 7-5	7-8-2	5-11-1	Baylis (1-0)/Dearden (0-1)	4-3				2,651	3:02
2/28	at UT-San Antonio	W, 10-7 (10)	10-7-2	7-12-1	Nygren (1-0)/Denman (0-1)	5-3				133	3:39
3/5	Hartford	W, 14-3 (7)	14-12-1	3-5-1	Gaviglio (2-0)/Mannuccia (0-1)	6-3				1,875	2:14
3/5	Hartford	W, 16-1	16-15-0	1-2-2	Wetzler (1-1)/Thatcher (0-1)	7-3				1,992	2:25
3/6	Hartford	W, 9-1	9-10-0	1-6-2	Nygren (2-0)/Veilleux (0-1)	8-3				1,863	2:16
3/6	Hartford	W, 13-2	13-10-0	2-7-1	Osich (1-0)/Corsi (0-1)	9-3				1,028	2:47
3/8	Oregon	W, 4-1	4-8-0	1-7-0	Bryant (2-0)/Keudell (1-2)/Boyd (1)	10-3				2,216	2:58
3/11	New Mexico State	W, 7-0	7-8-0	0-3-4	Gaviglio (3-0)/Beck (2-2)	11-3				2,054	2:02
3/12	VMI	W, 13-3	13-13-0	3-7-1	Wetzler (2-1)/Farley (0-4)	12-3				1,783	2:43
3/13	VMI	W, 5-1	5-8-2	1-8-0	Osich (2-0)/Roberts (1-2)	13-3				1,533	2:26
3/13	New Mexico State	4:05 p.m.			Cancelled-Rain						
3/18	at Long Beach State	W, 4-0	4-9-0	0-1-0	Gaviglio (4-0)/Gagnon (2-3)	14-3				1,087	2:41
3/19	at Long Beach State	W, 9-6	9-10-1	6-12-4	Nygren (3-0)/Friedrichs (2-2)/Bryant (2)	15-3					3:36
3/19	at Long Beach State	L, 1-2 (11)	1-6-1	2-8-2	Underwood (1-0)/Bryant (2-1)	15-4				1,451	3:26
3/22	Seattle	L, 4-5	4-7-4	5-8-0	Kizer (4-1)/Dunn (0-1)/Jones (4)	15-5				1,707	2:39
3/23	Seattle	W, 4-2	4-8-0	2-5-1	Wetzler (3-1)/Whieldon (0-3)/Boyd (2)	16-5				1,531	2:25
3/25	UC Santa Barbara	W, 6-3	6-9-0	3-8-0	Gaviglio (5-0)/Meaux (2-2)	17-5				1,786	2:41
3/26	UC Santa Barbara	W, 11-5	11-11-0	5-9-2	Osich (3-0)/Vedo (3-3)	18-5				1,608	2:49
3/27	UC Santa Barbara	L, 3-8	3-9-1	8-15-2	Davis (3-0)/Nygren (3-1)	18-6				1,536	3:04
4/1	at #18 Arizona *	L, 0-18	0-5-5	18-18-0	Heyer (5-1)/Gaviglio (5-1)	18-7	0-1	T7	-1.5	1,963	2:41
4/2	at #18 Arizona *	W, 10-4	10-12-3	4-11-2	Osich (4-0)/Simon (5-2)/Bryant (3)	19-7	1-1	T4	-1.5	1,022	2:53
4/3	at #18 Arizona *	W, 8-4	8-14-0	4-10-1	Wetzler (4-1)/Hale (3-2)	20-7	2-1	T4	-1.5	1,305	2:54
4/5	at Portland	W, 11-1	11-7-2	1-5-2	Nygren (4-1)/Miller (3-2)	21-7				625	2:48
4/8	#5 Arizona State *	W, 5-3	5-10-0	3-9-0	Gaviglio (6-1)/Rodgers (4-2)	22-7	3-1	T4	-1.5	2,547	2:33
4/9	#5 Arizona State *	W, 7-6	7-14-1	6-6-0	Schultz (2-0)/Lambson (3-3)	23-7	4-1	2	-1.5	2,729	2:46
4/10	#5 Arizona State *	W, 9-6	9-11-2	6-11-1	Nygren (5-1)/Barrett (3-3)/Boyd (3)	24-7	5-1	2	-0.5	2,475	2:53
4/15	at #17 Stanford *	W, 1-0	1-7-1	0-4-1	Gaviglio (7-1)/Appel (2-4)/Bryant (4)	25-7	6-1	1	+0.5	1,684	2:40
4/16	at #17 Stanford *	W, 8-1	8-12-1	1-6-1	Osich (5-0)/Pries (4-3)/Boyd (4)	26-7	7-1	1	+0.5	2,031	2:47
4/17	at #17 Stanford *	W, 6-4	6-9-1	4-9-1	Wetzler (5-1)/McArdle (4-2)/Bryant (5)	27-7	8-1	1	+0.5	2,373	2:35
4/21	Washington State *	W, 4-2	4-6-1	2-7-1	Nygren (6-1)/Conley (4-5)/Bryant (6)	28-7	9-1	1	+1.5	2,467	2:22
4/22	Washington State *	W, 7-6	7-11-2	6-9-0	Bryant (3-1)/Shewey (1-1)	29-7	10-1	1	+1.5	2,843	2:50
4/23	Washington State *	L, 0-2	0-4-0	2-9-0	Wise (4-4)/Osich (5-1)/Shewey (7)	29-8	10-2	1	+0.5	3,041	2:36
4/26	at Portland	W, 6-1	6-8-1	1-5-0	Nygren (7-1)/Jones (3-5)/Wetzler (1)	30-8				607	2:08
4/29	at #24 UCLA *	W, 7-5	7-11-1	5-8-1	Gaviglio (8-1)/Cole (4-5)/Bryant (7)	31-8	11-2	1	+0.5	876	3:15
4/30	at #24 UCLA *	W, 2-0	2-4-0	0-0-1	Osich (6-1)/Bauer (8-2)	32-8	12-2	1	+1.5	1,221	2:08
5/1	at #24 UCLA *	L, 2-5	2-14-1	5-7-0	Plutko (3-3)/Wetzler (5-2)/Vander Tuig (5)	32-9	12-3	1	+0.5	1,107	3:04
5/3	Oregon	L, 2-7	2-6-3	7-9-1	Jones (4-2)/Nygren (7-2)	32-10				2,774	2:34
5/7	#21 California *	W, 3-0	3-2-0	0-9-1	Gaviglio (9-1)/Johnson (5-2)/Bryant (8)	33-10	13-3	1	+1.0	2,511	2:41
5/7	#21 California *	L, 2-6	2-6-3	6-11-0	Jones (6-4)/Osich (6-2)	33-11	13-4	1	+0.5	2,358	2:29
5/8	#21 California *	W, 4-2	4-7-1	2-7-2	Wetzler (6-2)/Miller (5-4)/Bryant (9)	34-11	14-4	1	+1.0	2,297	2:51
5/10	Portland	W, 13-3	13-14-1	3-4-0	Nygren (8-1)/McCallister (0-4)	35-11				2,110	2:30
5/13	at Washington *	W, 6-4	6-10-0	4-8-0	Schultz (3-0)/Clem (3-5)/Bryant (10)	36-11	15-4	1	+2.0	2,823	3:27
5/14	at Washington *	W, 9-3	9-9-2	3-12-1	Gaviglio (10-1)/Brigham (3-1)/Schultz (1)	37-11	16-4	1	+2.0		2:52
5/14	at Washington *	L, 6-7	6-11-1	7-14-0	Cimber (3-4)/Bryant (3-2)	37-12	16-5	1	+2.0	1,441	2:56
5/20	USC *	W, 7-2	7-9-0	2-5-0	Gaviglio (11-1)/Triggs (4-4)	38-12	17-5	1	+2.0	2,974	3:04
5/21	USC *	L, 3-8	3-11-2	8-15-0	Wood (5-6)/Wetzler (6-3)	38-13	17-6	1	+1.0	3,013	2:32
5/22	USC *	L, 3-4	3-6-2	4-9-1	Odom (5-5)/Osich (6-3)/Mount (3)	38-14	17-7	1	+1.0	2,914	3:10
5/27	at Oregon *	L, 1-4	1-5-2	4-5-0	Anderson (8-3)/Gaviglio (11-2)/Boer (3)	38-15	17-8	T1	+0.0	3,052	2:52
5/28	at Oregon *	L, 1-4	1-5-1	4-7-0	Jones (7-2)/Osich (6-4)/McGough (5)	38-16	17-9	2	-1.0	3,629	2:35
5/29	at Oregon *	L, 0-6	0-3-2	6-12-0	Keudell (7-3)/Nygren (8-3)	38-17	17-10	T2	-1.0	3,445	2:51
6/3	(3) UALR	W, 7-4	7-12-1	4-6-0	Schultz (4-0)/Graziano (6-10)/Bryant (11)	39-17				2,858	2:36
6/4	(3) Creighton	W, 5-1	5-11-0	1-5-1	Gaviglio (12-2)/Blach (10-3)	40-17				3,103	2:40
6/5	(3) Georgia	W, 6-4	6-11-1	4-8-0	Duke (1-0)/Swegman (1-2)/Bryant (12)	41-17				3,032	3:09
6/10	(4) at #4 Vanderbilt	L, 1-11	1-4-0	11-11-1	Gray (12-3)/Gaviglio (12-3)	41-18				3,349	2:40
6/11	(4) at #4 Vanderbilt	L, 3-9	3-8-2	9-12-2	Clinard (2-2)/Schultz (4-1)	41-19				3,387	3:28

(1) - Fresno State Tournament; Fresno, Calif.

(2) - Klebeg Bank Classic; Corpus Christi, Texas

(3) - NCAA Regional; Corvallis, Ore.

(4) - NCAA Super Regional; Nashville, Tenn.

2012 OREGON STATE BASEBALL

2011 OVERALL STATISTICS

Offense

Player	AVG	GP	GS	AB	R	H	2B	3B	HR	RBI	TB	SLG%	BB	HBP	SO	GDP	OB%	SF	SH	SB	ATT	PO	A	E	FLD%
13 Rodriguez, Jake	.320	33	26	75	9	24	5	1	1	7	34	.453	5	4	8	0	.388	1	2	3	4	33	53	1	.989
18 Acosta, Luke	.306	19	8	36	5	11	4	0	0	8	15	.417	4	2	5	3	.405	0	1	0	0	0	0	0	.000
3 Keyes, Kevin	.302	55	50	182	28	55	10	0	1	30	68	.374	17	2	36	0	.359	5	3	3	5	35	63	9	.916
2 Bell, Carter	.299	52	48	174	24	52	12	1	2	23	72	.414	15	4	31	5	.368	0	5	4	5	27	109	10	.932
10 Susac, Andrew	.298	40	39	141	31	42	9	4	5	32	74	.525	28	6	36	3	.429	2	1	0	1	217	27	3	.988
17 Norris, Jared	.282	57	42	149	19	42	10	1	2	24	60	.403	29	3	35	4	.404	2	4	3	4	236	14	5	.980
38 Dunn, Ryan	.280	53	46	168	30	47	8	1	4	26	69	.411	15	7	29	2	.358	3	8	1	3	60	141	15	.931
9 Hayes, Danny	.279	51	39	140	30	39	10	0	4	32	61	.436	31	2	35	0	.414	1	4	2	2	147	11	2	.988
4 Stamps, Brian	.271	59	38	155	29	42	11	2	2	23	63	.406	12	6	46	1	.347	0	7	7	10	98	3	1	.990
8 Berberet, Parker	.259	49	47	166	25	43	12	2	5	39	74	.446	22	4	38	2	.352	4	4	2	4	414	43	4	.991
6 Miller, Michael	.252	53	27	107	22	27	3	0	1	6	33	.308	6	4	27	0	.314	1	3	2	2	52	0	1	.981
14 Poyer, Jordan	.250	7	5	12	1	3	1	0	0	0	4	.333	2	0	3	0	.357	0	0	1	1	5	0	1	.833
33 Barnes, Ryan	.248	51	44	165	26	41	9	2	1	25	57	.345	21	6	18	8	.352	1	9	8	10	62	2	3	.955
1 Smith, Tyler	.221	55	34	113	18	25	4	0	0	11	29	.257	27	2	23	3	.378	1	3	4	4	56	109	5	.971
12 Nash, Garrett	.208	48	28	106	27	22	5	0	3	14	36	.340	12	6	35	0	.317	2	2	8	11	42	0	1	.977
40 Gordon, Max	.130	30	12	46	11	6	1	0	0	2	7	.152	8	4	13	0	.300	2	4	3	3	24	0	1	.960
35 Jones, Dylan	.105	10	5	19	1	2	0	0	0	5	2	.105	3	0	3	1	.208	2	0	0	0	52	1	1	.981
16 Gorton, Ryan	.000	4	1	5	0	0	0	0	0	0	0	.000	0	0	1	2	.000	0	0	0	0	4	3	1	.875
31 Boyd, Matt	.000	2	0	1	1	0	0	0	0	0	0	.000	1	0	1	0	.500	0	0	0	0	4	11	0	1.000
22 Osich, Josh	.000	1	1	0	0	0	0	0	0	0	0	.000	0	0	0	0	.000	0	0	0	0	5	13	0	1.000
Totals	.267	60	60	1960	337	523	114	14	31	307	758	.387	258	62	423	34	.365	27	60	51	69	1598	685	66	.972
Opponents	.244	60	60	1965	232	479	94	5	22	215	649	.330	167	40	443	42	.314	10	60	17	36	1563	596	55	.975

LOB - Team (467), Opp (413). DPs turned - Team (50), Opp (39). CI - Team (1), Susac, A. 1. IBB - Team (7), Berberet, P. 2, Bell, C. 1, Susac, A. 1, Gordon, M. 1, Acosta, L. 1, Norris, J. 1, Opp (16). Picked off - Stamps, B. 4, Norris, J. 1, Nash, G. 1, Poyer, J. 1, Susac, A. 1, Keyes, K. 1, Smith, T. 1, Bell, C. 1.

Pitching

Player	ERA	W	L	APP	GS	CG	SHO	CBO	SV	IP	H	R	ER	BB	SO	2B	3B	HR	AB	B/Avg	WP	HBP	BK	SFA	SHA
35 Jones, Dylan	0.00	0	0	3	0	0	0	0	0	3.1	1	0	0	4	3	0	0	0	11	.091	0	0	0	0	0
26 Starr, Taylor	0.00	0	0	1	0	0	0	0	0	0.0	0	0	0	0	0	0	0	0	0	.000	0	0	0	0	0
36 Bryant, Tony	1.52	3	2	28	0	0	0	2	12	47.1	39	9	8	11	40	10	0	0	174	.224	3	2	0	1	4
31 Boyd, Matt	1.57	0	0	30	0	0	0	2	4	46.0	42	12	8	11	35	6	0	2	166	.253	2	3	0	0	5
20 Baylis, Cole	2.25	1	0	14	0	0	0	0	0	12.0	11	4	3	7	12	1	0	0	49	.224	0	1	1	0	0
32 Gaviglio, Sam	2.54	12	3	17	17	4	2	3	0	120.2	91	48	34	33	116	11	2	4	434	.210	2	8	2	5	12
38 Dunn, Ryan	2.70	0	1	4	0	0	0	0	1	3.1	3	1	1	1	4	0	0	0	13	.231	0	0	0	0	1
15 Nygren, James	3.44	8	3	17	10	1	0	0	0	73.1	71	32	28	15	56	12	1	2	266	.267	2	7	1	2	9
24 Schultz, Scott	3.61	4	1	21	3	0	0	0	1	52.1	46	24	21	14	28	12	0	2	184	.250	2	8	0	0	15
22 Osich, Josh	3.64	6	4	16	16	1	1	0	0	76.2	62	34	31	34	79	17	0	4	280	.221	10	2	0	0	8
28 Wetzler, Ben	4.66	6	3	17	12	0	0	0	1	67.2	74	41	35	18	50	17	2	5	269	.275	7	5	0	1	3
23 Duke, Adam	4.76	1	0	6	0	0	0	0	0	5.2	3	3	3	5	3	0	0	1	19	.158	0	1	0	0	0
11 Booser, Cam	6.97	0	1	6	2	0	0	0	0	10.1	13	9	8	7	6	1	0	2	39	.333	0	1	2	1	0
16 Gorton, Ryan	9.00	0	0	8	0	0	0	0	0	9.0	16	9	9	5	9	6	0	0	40	.400	0	0	0	0	2
41 Child, Dan	9.00	0	1	4	0	0	0	0	0	5.0	7	6	5	2	2	1	0	0	21	.333	0	2	0	0	1
Totals	3.14	41	19	60	60	6	6	3	19	532.2	479	232	186	167	443	94	5	22	1965	.244	28	40	6	10	60
Opponents	5.18	19	41	60	60	3	3	2	8	521.0	523	337	300	258	423	114	14	31	1960	.267	39	62	10	27	60

PB - Team (13), Susac, A. 9, Berberet, P. 4, Opp (14). Pickoffs - Team (8), Susac, A. 3, Boyd, M. 2, Booser, C. 1, Wetzler, B. 1, Berberet, P. 1, Opp (11). SBA/ATT - Berberet, P. (7-19), Susac, A. (9-14), Nygren, J. (3-9), Wetzler, B. (2-7), Gaviglio, S. (1-4), Schultz, S. (2-4), Baylis, C. (2-3), Osich, J. (2-3), Duke, A. (1-2), Booser, C. (2-2), Boyd, M. (1-1), Bryant, T. (1-1), Gorton, R. (1-1).

2012 OREGON STATE BASEBALL

2011 CONFERENCE STATISTICS

Offense

Player	AVG	GP	GS	AB	R	H	2B	3B	HR	RBI	TB	SLG%	BB	HBP	SO	GDP	OB%	SF	SH	SB	ATT	PO	A	E	FLD%
1 Smith, Tyler	.353	24	17	51	9	18	3	0	0	6	21	.412	12	0	13	1	.469	1	2	1	1	28	50	1	.987
3 Keyes, Kevin	.330	27	27	100	15	33	7	0	1	20	43	.430	9	1	20	0	.381	3	0	1	3	16	19	4	.897
2 Bell, Carter	.325	23	22	77	13	25	4	1	1	9	34	.442	7	2	14	2	.395	0	2	1	1	10	43	7	.883
17 Norris, Jared	.314	26	24	86	12	27	6	1	1	9	38	.442	16	0	22	3	.422	0	2	2	2	129	7	3	.978
4 Stamps, Brian	.302	27	13	53	9	16	7	1	1	11	28	.528	5	3	16	0	.393	0	2	4	4	42	0	0	1.000
38 Dunn, Ryan	.299	27	27	97	15	29	6	0	3	16	44	.454	5	1	17	1	.333	2	5	1	3	35	79	10	.919
18 Acosta, Luke	.286	5	1	7	1	2	1	0	0	0	3	.429	0	0	1	1	.286	0	0	0	0	0	0	0	.000
10 Susac, Andrew	.268	11	11	41	6	11	1	3	1	7	21	.512	6	1	14	1	.375	0	0	0	0	46	8	0	1.000
33 Barnes, Ryan	.245	26	25	94	15	23	6	1	1	14	34	.362	11	1	10	4	.327	1	7	3	5	45	2	2	.959
6 Miller, Michael	.222	24	18	72	10	16	2	0	0	1	18	.250	3	2	17	0	.273	0	1	0	0	33	0	1	.971
9 Hayes, Danny	.206	23	19	63	8	13	3	0	1	7	19	.302	15	2	20	0	.375	0	0	2	2	76	4	0	1.000
13 Rodriguez, Jake	.167	9	5	12	1	2	0	0	1	3	5	.417	2	1	2	0	.333	0	0	0	0	14	12	1	.963
8 Berberet, Parker	.151	22	22	73	5	11	5	1	0	7	18	.247	9	2	22	1	.256	2	2	0	1	174	20	2	.990
35 Jones, Dylan	.100	5	3	10	0	1	0	0	0	2	1	.100	1	0	2	0	.167	1	0	0	0	27	1	1	.966
40 Gordon, Max	.091	6	2	11	1	1	1	0	0	0	2	.182	1	0	3	0	.167	0	1	0	0	5	0	0	1.000
12 Nash, Garrett	.000	19	6	26	1	0	0	0	0	0	0	.000	1	1	11	0	.071	0	0	0	0	14	0	1	.933
16 Gorton, Ryan	.000	2	1	2	0	0	0	0	0	0	0	.000	0	0	1	1	.000	0	0	0	0	4	0	1	.800
Totals	.261	27	27	875	121	228	52	8	11	112	329	.376	103	17	205	15	.346	10	24	15	22	711	290	35	.966
Opponents	.266	27	27	896	116	238	43	4	12	106	325	.363	76	18	182	20	.333	6	30	7	18	706	258	15	.985

LOB - Team (202), Opp (199). DPs turned - Team (25), Opp (18). IBB - Team (3), Norris, J. 1, Bell, C. 1, Berberet, P. 1, Opp (10). Picked off - Norris, J. 1, Keyes, K. 1, Stamps, B. 1, Smith, T. 1.

Pitching

Player	ERA	W	L	APP	GS	CG	SHO	CBO	SV	IP	H	R	ER	BB	SO	2B	3B	HR	AB	B/Avg	WP	HBP	BK	SFA	SHA
20 Baylis, Cole	0.00	0	0	6	0	0	0	0	0	3.1	5	0	0	2	2	0	0	0	15	.333	0	0	0	0	0
35 Jones, Dylan	0.00	0	0	2	0	0	0	0	0	3.0	1	0	0	3	3	0	0	0	10	.100	0	0	0	0	0
26 Starr, Taylor	0.00	0	0	1	0	0	0	0	0	0.0	0	0	0	0	0	0	0	0	0	.000	0	0	0	0	0
36 Bryant, Tony	1.77	1	1	16	0	0	0	2	8	20.1	18	4	4	6	17	5	0	0	76	.237	1	0	0	1	2
31 Boyd, Matt	2.41	0	0	14	0	0	0	1	2	18.2	25	5	5	5	12	3	0	0	76	.329	0	2	0	0	1
15 Nygren, James	2.86	2	1	5	2	0	0	0	0	22.0	25	9	7	7	19	5	0	2	82	.305	2	1	0	0	3
32 Gaviglio, Sam	3.15	6	2	9	9	1	0	2	0	60.0	57	33	21	19	51	8	2	2	222	.257	1	7	1	4	10
24 Schultz, Scott	3.22	2	0	10	1	0	0	0	1	22.1	17	9	8	3	10	5	0	1	75	.227	0	4	0	0	7
23 Duke, Adam	3.86	0	0	3	0	0	0	0	0	2.1	1	1	1	2	1	0	0	0	7	.143	0	0	0	0	0
22 Osich, Josh	3.93	3	4	9	9	1	1	0	0	52.2	43	24	23	22	51	10	0	4	194	.222	6	1	0	0	6
28 Wetzler, Ben	5.74	3	2	8	6	0	0	0	0	31.1	38	22	20	6	15	6	2	3	129	.295	2	2	0	0	1
11 Booser, Cam	54.00	0	0	3	0	0	0	0	0	0.2	3	4	4	1	0	0	0	0	4	.750	0	1	0	1	0
16 Gorton, Ryan	99.00	0	0	1	0	0	0	0	0	0.1	5	5	5	0	1	1	0	0	6	.833	0	0	0	0	0
Totals	3.42	17	10	27	27	2	3	2	11	237.0	238	116	90	76	182	43	4	12	896	.266	12	18	1	6	30
Opponents	4.47	10	17	27	27	3	3	2	5	235.1	228	121	117	103	205	52	8	11	875	.261	15	17	4	10	24

PB - Team (5), Susac, A. 4, Berberet, P. 1, Opp (3). Pickoffs - Team (1), Berberet, P. 1, Opp (4). SBA/ATT - Berberet, P. (5-12), Wetzler, B. (1-4), Nygren, J. (0-4), Gaviglio, S. (1-3), Susac, A. (1-3), Baylis, C. (2-2), Duke, A. (1-2), Osich, J. (2-2), Gorton, R. (1-1), Schultz, S. (0-1).

Oregon State In One-Run Games

Overall: 4-7

Home: 2-2

Road: 1-4

Neutral: 1-1

Date	Opponent	Score	INN	WP	LP	Game-Winner (Inning)
02/19	vs. Gonzaga	W, 4-3	11	Bryant	Phillips	Tyler Smith RBI single to right, scores Brian Stamps (11)
02/20	@ Fresno State	L, 1-2	9	Gonzalez	Booser	Danny Muno RBI single to center, scores Aaron Judge (5)
02/21	@ Fresno State	L, 4-5	9	Kendall	Child	Austin Wynns RBI single to left, scores Brennan Gowens (9)
02/26	vs. Texas A&M-CC	L, 7-8	9	Carnline	Wetzler	Sean Washington RBI single to left, scores Hayden Moore (8)
03/19	@ Long Beach State	L, 1-2	11	Underwood	Bryant	Ino Patron RBI single to center, scores Juan Avila (11)
03/22	Seattle	L, 4-5	9	Kiser	Dunn	Bryndon Ecklund two-run single to center (7)
04/09	Arizona State	W, 7-6	9	Schultz	Lambson	Brian Stamps walks with bases loaded on 3-0 pitch (9)
04/15	@ Stanford	W, 1-0	9	Gaviglio	Appel	Kavin Keyes RBI single up the middle, scores Michael Miller (1)
04/22	Washington State	W, 7-6	9	Bryant	Shewey	Danny Hayes RBI single up the middle, scores Jared Norris (9)
05/14	@ Washington	L, 6-7	9	Cimber	Bryant	Troy Scott bases-loaded walk on 3-2 pitch from Tony Bryant (9)
05/22	USC	L, 3-4	9	Odom	Osich	Ricky Oropesa drives in Kevin Roundtree on a sacrifice fly (9)

2012 OREGON STATE BASEBALL

2011 SUPERLATIVES

Team Superlatives

Offense

Most At Bats	39-3x, last vs. Arizona (4/2)
Most Runs Scored	16, vs. Hartford (3/5)
Most Hits	15, vs. Hartford (3/5)
Most RBI	16, vs. Hartford (3/5)
Most Doubles	8, vs. Hartford (3/5)
Most Triples	1-12x, last vs. Georgia (6/5)
Most Home Runs	4, vs. Washington (5/14)
Most Walks	12, vs. UT-San Antonio (2/28)
Most Strikeouts	16, vs. Long Beach State (3/19)
Most Stolen Bases	8, vs. Hartford (3/6)
Most Hit By Pitch	6, vs. Hartford (3/6)
Most Runners LOB	15-2x, last vs. Texas A&M-CC (2/26)

Fielding

Most Putouts	33, vs. Gonzaga (2/19)
Most Assists	18, vs. Long Beach State (3/19)
Most Errors	5, vs. Arizona (4/1)
Most DPs Turned	3, vs. Washington State (4/21)

Pitching

Most Innings Pitched	11.0, vs. Gonzaga (2/19)
Most Runs Allowed	18, vs. Arizona (4/1)
Most Earned Runs Allowed	7-3x, last vs. UCLA (5/1)
Most Walks Allowed	7-4x, last vs. UCLA (4/29)
Most Strikeouts	15, vs. Hartford (3/6)
Most Hits Allowed	18, vs. Arizona (4/1)

Miscellaneous

Longest Winning Streak	12 (2/27-3/19)
Longest Losing Streak	5 (5/21-5/29)
Longest Game, Innings	11-2x, last vs. Long Beach State (3/19)
Longest Game, Time (9 Innings)	3:36, vs. Long Beach State (3/19)
Longest Game, Time (Extra Innings)	3:45, vs. Gonzaga (2/20)
Fastest Game, Time	2:02, vs. New Mexico State (3/11)
Largest Home Attendance	3,103, vs. Creighton (6/5)
Largest Road Attendance	3,629, vs. Oregon (5/28)
Largest Neutral Attendance	3,023, vs. Texas A&M-CC (2/26)

Individual Superlatives

Offense

Most At Bats	6-3x, last-Parker Berberet vs. Hartford (3/5)
Most Runs Scored	3, seven times
Most Hits	4-2x, last-Ryan Barnes vs. Washington (5/13)
Most RBI	4-4x, last-Ryan Dunn vs. Portland (5/10)
Most Doubles	2, eight times
Most Triples	1, 12 times
Most Home Runs	1, 31 times
Most Walks	4, Parker Berberet vs. UT-San Antonio (2/28)
Most Strikeouts	3, eight times
Most Stolen Bases	2, seven times

Fielding

Most Putouts	17, Parker Berberet vs. Hartford (3/6)
Most Assists	8, Carter Bell vs. Long Beach State (3/19)
Most Errors	2, six times

Pitching

Most Innings Pitched	9.0-6x, last-Sam Gaviglio vs. Creighton (6/4)
Most Runs Allowed	10, Sam Gaviglio vs. Arizona (4/1)
Most Earned Runs Allowed	10, Sam Gaviglio vs. Vanderbilt (6/10)
Most Walks Allowed	7, Sam Gaviglio vs. UCLA (4/29)
Most Strikeouts	14, Sam Gaviglio vs. LBSU (3/18)
Most Hits Allowed	10, Sam Gaviglio vs. Washington (5/14)

Opponent Team Superlatives

Offense

Most At Bats	42, vs. Gonzaga (2/19)
Most Runs Scored	18, at Arizona (4/1)
Most Hits	18, at Arizona (4/1)
Most RBI	15, at Arizona (4/1)
Most Doubles	4, five times
Most Triples	1, five times
Most Home Runs	3, at Vanderbilt (6/11)
Most Walks	8, at Vanderbilt (6/10)
Most Strikeouts	15, vs. Hartford (3/6)
Most Stolen Bases	3, vs. Indiana (2/27)
Most Hit By Pitch	3, three times
Most Runners LOB	13, at Long Beach State (3/19)

Fielding

Most Putouts	33, at Long Beach State (3/19)
Most Assists	18, vs. UC Santa Barbara (3/27)
Most Errors	5, at Fresno State (2/21)
Most DPs Turned	4, vs. Oregon (5/3)

Pitching

Most Innings Pitched	11.0, at Long Beach State (3/19)
Most Runs Allowed	16, vs. Hartford (3/5)
Most Earned Runs Allowed	14-2x, last vs. Hartford (3/5)
Most Walks Allowed	12, vs. UT-San Antonio (2/28)
Most Strikeouts	16, at Long Beach State (3/19)
Most Hits Allowed	15, vs. Hartford (3/5)

Opponent Individual Superlatives

Offense

Most At Bats	6-2x, last by Anthony Gomez, Vanderbilt (6/11)
Most Runs Scored	4-2x, last by Cole Frenzel, Arizona (4/1)
Most Hits	4, five times
Most RBI	6-2x, last by Aaron Westlake, Vanderbilt (6/11)
Most Doubles	2, Trey Hernandez, Texas A&M-CC (2/26)
Most Triples	1, five times
Most Home Runs	3, Aaron Westlake, Vanderbilt (6/11)
Most Walks	3, Aaron Westlake, Vanderbilt (6/10)
Most Strikeouts	3, 18 times
Most Stolen Bases	2, Justin Cureton, Indiana (2/27)

Fielding

Most Putouts	16, Cole Frenzel, Arizona (4/3)
Most Assists	9, Marcus Semien, California (5/7)
Most Errors	2-2x, last by Zachary Voight, New Mexico State (3/11)

Pitching

Most Innings Pitched	9.0, three times
Most Runs Allowed	9, Kevin Veilleaux, Hartford (3/6)
Most Earned Runs Allowed	8-2x, last by Kevin Veilleaux, Hartford (3/6)
Most Walks Issued	6, three times
Most Strikeouts	15, Trevor Bauer, UCLA (4/30)
Most Hits Allowed	10, three times

2012 OREGON STATE BASEBALL

2011 BATTING BREAKDOWN/HOME RUN LISTING

2011 Batting Breakdown

Cat.	Avg.	AB	R	H	2B	3B	HR	RBI	BB
Home	.293	953	196	279	64	6	16	177	122
Road	.238	776	101	185	35	6	11	92	87
Neutral	.255	231	40	59	15	2	4	38	49
vs. Left	.270	541	--	146	30	4	8	71	65
vs. Right	.266	1419	--	377	84	10	23	236	193
Day	.278	1282	247	357	76	7	20	224	192
Night	.245	678	90	166	38	7	11	83	66
Pac-10	.261	875	121	228	52	8	11	112	103
Non-Conf.	.272	1085	216	295	62	6	20	195	155
February	.235	260	39	61	11	1	4	36	53
March	.288	531	123	153	37	2	5	108	71
April	.272	534	81	145	29	3	4	82	87
May	.251	471	82	118	29	6	12	61	52
June	.280	164	22	46	8	2	6	20	15

2011 Batting By Lineup Spot

Spot	No.	Avg.	AB	R	H	2B	3B	HR	RBI	BB
1	10	.227	247	42	56	9	1	0	17	24
2	11	.285	228	55	65	17	3	3	40	27
3	14	.268	220	48	59	18	2	7	47	45
4	15	.270	230	38	62	13	2	4	50	33
5	16	.295	220	26	65	12	1	3	46	30
6	17	.244	213	29	52	9	1	5	30	29
7	12	.274	208	28	57	15	3	2	22	23
8	16	.274	201	36	55	12	0	1	24	24
9	12	.271	192	35	52	9	1	6	31	23

2011 Batting By Position

Pos.	No.	Avg.	AB	R	H	2B	3B	HR	RBI	BB
C	4	.252	214	37	54	14	4	5	37	35
1B	6	.261	207	39	54	15	1	7	43	41
2B	4	.303	185	30	56	8	0	1	18	33
3B	4	.260	219	30	57	13	2	2	25	17
SS	4	.250	208	32	52	9	1	4	28	19
OF	10	.254	654	120	166	34	5	8	85	73
DH	9	.329	216	31	71	16	1	3	56	33



2011 Home Run Breakdown

No.	Player	Date	Opponent/Pitcher	On	Inn.	Out	Ct.
1	Berberet (1)	02/26	Texas A&M-CC/Jack (L)	0	7	0	2-0
2	Berberet (2)	02/27	Indiana/DeNato (L)	0	4	0	2-2
3	Susac (1)	02/27	Indiana/Carr (R)	1	5	2	0-0
4	Hayes (1)	02/28	UTSA/Calhoun (R)	2	9	0	0-0
5	Susac (2)	03/05	Hartford/Englehart (R)	0	6	2	3-0
6	Susac (3)	03/06	Hartford/Corsi (R)	0	4	2	1-0
7	Susac (4)	03/18	LBSU/Gagnon (R)	0	1	2	0-0
8	Hayes (2)	03/18	LBSU/Gagnon (R)	0	1	2	2-1
9	Berberet (3)	03/26	UCSB/Wheeler (R)	0	6	1	3-2
10	Barnes (1)	04/02	Arizona/Simon (R)	2	5	2	3-1
11	Dunn (1)	04/02	Arizona/Bandilla (L)	2	6	2	1-2
12	Berberet (4)	04/05	Portland/Kjemhus (R)	2	2	2	3-2
13	Dunn (2)	04/10	Arizona State/Barrett (R)	0	2	0	0-0
14	Nash (1)	05/03	Oregon/Jones (L)	1	9	0	3-2
15	Bell (1)	05/07	California/Jones (L)	0	7	2	1-0
16	Dunn (3)	05/10	Portland/McCallister (R)	0	5	1	2-1
17	Miller (1)	05/10	Portland/Miller (R)	0	8	0	0-1
18	Norris (1)	05/10	Portland/Thompson (R)	1	8	1	1-0
19	Susac (5)	05/14	Washington/Brigham (R)	1	1	2	1-0
20	Dunn (4)	05/14	Washington/Brigham (R)	0	1	2	1-0
21	Rodriguez (1)	05/14	Washington/Brigham (R)	2	6	2	2-2
22	Keyes (1)	05/14	Washington/West (R)	1	7	1	0-1
23	Hayes (3)	05/14	Washington/Voth (R)	1	1	1	1-2
24	Norris (2)	05/20	USC/Triggs (R)	0	2	0	3-2
25	Stamps (1)	05/20	USC/Mezger (R)	2	7	1	0-2
26	Hayes (4)	06/03	UALR/Henke (R)	0	6	1	3-2
27	Nash (2)	06/03	UALR/Graziano (R)	1	8	1	2-0
28	Nash (3)	06/04	Creighton/VanLeur (R)	0	9	0	3-1
29	Berberet (5)	06/05	Georgia/Deiterich (L)	0	2	1	1-0
30	Stamps (2)	06/05	Georgia/Deiterich (L)	0	7	1	2-0
31	Bell (2)	06/11	Vanderbilt/Clinard (R)	0	8	1	0-0

Total: 31 **Home: 16** **Road: 11** **Neutral: 4**
Solo: 18 **2-Run: 7** **3-Run: 6** **Grand Slam: 0**
vs. Left: 7 **vs. Right: 24**
Pac-10: 11 **Non-Conference: 20**
Ahead: 19 **Behind: 5** **Equal: 2** **First Pitch: 5**

* Indicates Inside-The-Park; ^ Indicates Leadoff Home Run

2011 Stolen Base Breakdown

Player	Total SB-A	Home SB-A	Road SB-A	Neutral SB-A	2nd SB-A	3rd SB-A
Ryan Barnes	8-10	6-6	2-4	0-0	6-8	2-2
Carter Bell	4-5	4-4	0-0	0-1	3-4	1-1
Parker Berberet	2-4	1-2	0-1	1-1	1-2	1-2
Ryan Dunn	1-3	0-2	0-0	1-1	1-2	0-0
Max Gordon	3-3	2-2	0-0	1-1	3-3	0-0
Danny Hayes	2-2	0-0	2-2	0-0	2-2	0-0
Kavin Keyes	3-5	1-1	1-3	1-1	3-4	0-1
Michael Miller	2-2	1-1	0-0	1-1	1-1	1-1
Garrett Nash	8-10	5-5	3-4	0-2	8-9	0-1
Jared Norris	3-4	1-2	2-2	0-0	2-3	1-1
Jordan Poyer	1-1	1-1	0-0	0-0	0-0	1-1
Jake Rodriguez	3-4	3-4	0-0	0-0	3-4	0-0
Tyler Smith	4-4	3-3	1-1	0-0	3-3	1-1
Brian Stamps	7-10	7-10	0-0	0-0	5-7	2-3
Andrew Susac	0-1	0-0	0-0	0-1	0-1	0-0
Totals	51-69	35-43	11-17	5-9	41-54	10-14
	.739	.814	.647	.555	.759	.714

Inning-By-Inning

	1	2	3	4	5	6	7	8	9	EX	Total
Oregon State	45	36	35	37	41	34	48	33	24	4	337
Opponents	41	19	28	24	25	36	26	15	17	1	232

2012 OREGON STATE BASEBALL

2011 BATTING BREAKDOWN/OSU IN THE POLLS

Record By Player Starts

C Susac (24-9); Berberet (17-9); Gorton (0-1)
 1B Berberet (13-7); Hayes (15-4); Norris (9-7); Jones (4-1)
 2B Smith (16-7); Keyes (12-7); Rodriguez (12-5); Dunn (1-0)
 3B Bell (30-14); Rodriguez (7-2); Keyes (4-3)
 SS Dunn (29-15); Smith (8-3); Bell (3-1); Keyes (1-0)
 LF Barnes (19-7); Nash (11-7); Gordon (6-2); Stamps (3-1); Miller (1-2); Norris (1-0)
 CF Stamps (18-15); Miller (15-2); Nash (8-2)
 RF Norris (20-5); Barnes (7-9); Miller (4-3); Poyer (4-1); Gordon (4-0); Stamps (0-1); Dunn (1-0); Acosta (1-0)
 DH Keyes (16-7); Hayes (14-6); Acosta (5-2); Susac (2-4); Barnes (2-0); Berberet (1-0); Osich (1-0)

Record By Batting Order Starts

1 Miller (17-4); Nash (8-3); Stamps (5-5); Gordon (7-1); Barnes (4-4); Smith (0-1); Dunn (0-1)
 2 Barnes (20-8); Stamps (8-6); Nash (5-0); Dunn (3-2); Norris (2-1); Gordon (2-0); Acosta (1-1); Norris (2-1); Gordon (2-0); Miller (0-1)
 3 Susac (13-7); Hayes (15-2); Norris (6-4); Keyes (4-2); Barnes (3-2); Berberet (1-1); Dunn (0-1)
 4 Keyes (7-7); Susac (10-3); Hayes (7-4); Berberet (7-4); Norris (6-1); Keyes (6-2); Keyes (3-0) Bell (1-0); Barnes (1-0); Osich (1-0)
 5 Norris (8-3); Berberet (5-5); Bell (5-4); Keyes (7-2); Dunn (5-1); Hayes (3-3); Susac (2-1); Acosta (2-0); Smith (1-0); Rodriguez (1-0); Jones (1-0); Susac (2-1)
 6 Bell (10-3); Berberet (8-3); Dunn (3-4); Keyes (4-2); Hayes (4-1); Acosta (3-1); Susac (1-2); Rodriguez (2-0); Smith (2-0); Barnes (0-2); Jones (2-0); Norris (1-1); Gordon (1-0)
 7 Bell (13-8); Berberet (9-1); Rodriguez (6-1); Norris (5-2); Keyes (4-1); Smith (2-2); Dunn (1-3); Jones (1-1)
 8 Rodriguez (8-6); Dunn (12-1); Smith (6-4); Keyes (6-3); Bell (3-0); Berberet (1-2); Norris (2-0); Nash (1-1); Poyer (1-0); Miller (1-0); Nash (1-1); Stamps (0-1); Gorton (0-1)
 9 Smith (13-3); Stamps (8-5); Nash (5-5); Dunn (7-2); Poyer (3-1); Miller (2-2); Rodriguez (2-0); Bell (1-0); Gordon (0-1)

Batter Breakdown

Player	Multiple-Hit Games					Multiple-RBI Games					Home Runs					Last
	2	3	4	5+	Tot.	2	3	4	5+	Tot.	Solo	2-Run	3-Run	GS	Tot.	
Luke Acosta	3	-	-	-	3	-	-	1	-	1	-	-	-	-	-	
Ryan Barnes	6	2	1	-	9	5	1	-	-	6	-	-	1	-	1	4/2 vs. ARIZ
Carter Bell	11	3	-	-	14	1	3	-	-	4	2	-	-	-	2	6/11 vs. VU
Parker Berberet	8	2	-	-	10	7	3	1	-	11	4	-	1	-	5	6/5 vs. UGA
Ryan Dunn	8	1	1	-	10	3	2	1	-	6	3	-	1	-	4	5/14 vs. WASH
Danny Hayes	8	2	-	-	10	4	5	-	-	9	2	1	1	-	4	6/3 vs. UALR
Kavin Keyes	13	1	-	-	14	7	3	-	-	10	1	-	-	-	1	5/14 vs. WASH
Michael Miller	4	1	-	-	5	1	-	-	-	1	1	-	-	-	1	5/10 vs. PORT
Garrett Nash	7	-	-	-	7	3	1	-	-	4	1	2	-	-	3	6/4 vs. CU
Jared Norris	8	2	-	-	10	6	-	-	-	6	1	1	-	-	2	5/20 vs. USC
Jordan Poyer	1	-	-	-	1	-	-	-	-	-	-	-	-	-	-	
Jake Rodriguez	2	4	-	-	6	-	1	-	-	1	-	-	1	-	1	5/14 vs. WASH
Tyler Smith	5	2	-	-	7	1	-	-	-	1	-	-	-	-	-	
Brian Stamps	8	3	-	-	11	5	1	-	-	6	1	-	1	-	2	6/5 vs. UGA
Andrew Susac	11	2	-	-	13	5	1	1	-	7	2	2	1	-	5	5/14 vs. WASH
Totals	103	25	2	0	130	47	21	4	0	72	18	6	7	0	31	

Oregon State In The Polls

Week	BA	CB	USA	NCBWA	PG
Pre	NR	NR	NR	NR	NR
02/21	NR	RV	NR	RV	NR
02/28	NR	RV	RV	RV	NR
03/07	NR	RV	RV	RV	NR
03/14	NR	23	RV	30	NR
03/21	23	26	22	26	24
03/28	23	29	20	27	NR
04/04	19	20	19	27	18
04/11	9	10	15	17	10
04/18	3	7	8	15	9
04/25	3	6	9	12	7
05/02	3	4	7	8	6
05/09	2	3	T7	10	5
05/16	2	2	7	10	4
05/23	6	6	10	13	7
05/30	15	13	16	18	7
Final	10	10	11	12	10



2012 OREGON STATE BASEBALL

2011 PITCHING APPEARANCES

#20 Cole Baylis

Date	Opponent	W-L-S	IP	H	R	ER	BB	SO	NP
02/20	Fresno State	-	1.2	0	0	0	1	3	33
02/27	Indiana	W	1.2	0	0	0	1	2	32
02/28	UT-San Antonio	-	0.1	0	0	0	0	1	6
03/06	Hartford	-	1.0	1	0	0	0	2	16
03/19	Long Beach State	-	0.1	0	0	0	1	0	8
03/26	UC Santa Barbara	-	0.2	4	3	3	1	0	20
04/01	Arizona	-	0.0	3	0	0	0	0	9
04/05	Portland	-	0.1	0	0	0	0	0	1
04/22	Washington State	-	0.1	1	0	0	0	0	9
05/01	UCLA	-	0.1	0	0	0	1	1	8
05/03	Oregon	-	2.2	1	1	0	1	2	44
05/07	California	-	0.2	1	0	0	1	0	18
05/27	Oregon	-	0.2	0	0	0	0	0	5
05/29	Oregon	-	1.1	0	0	0	0	1	17

#11 Cam Booser

Date	Opponent	W-L-S	IP	H	R	ER	BB	SO	NP
02/20	Fresno State *	L	4.2	5	2	2	3	4	79
02/27	Indiana *	-	3.0	4	2	1	1	1	35
04/01	Arizona	-	0.1	2	3	3	0	0	11
05/01	UCLA	-	0.0	0	0	0	1	0	6
05/07	California	-	0.1	1	1	1	0	0	8
06/10	Vanderbilt	-	2.0	1	1	1	2	1	32

#31 Matt Boyd

Date	Opponent	W-L-S	IP	H	R	ER	BB	SO	NP
02/19	Gonzaga	-	0.2	1	1	0	1	0	16
02/20	Gonzaga	-	0.1	0	0	0	0	0	2
02/20	Fresno State	-	1.2	1	0	0	1	3	33
02/27	Indiana	-	1.0	0	0	0	0	0	6
02/28	UT-San Antonio	-	1.2	1	1	1	2	0	22
03/06	Hartford	-	1.0	0	0	0	0	1	16
03/08	Oregon	S	2.2	1	0	0	0	3	37
03/11	New Mexico State	-	1.0	0	0	0	0	0	12
03/19	Long Beach State	-	2.0	4	1	1	0	0	36
03/22	Seattle	-	2.1	1	0	0	2	4	40
03/23	Seattle	S	2.0	0	0	0	0	4	23
03/27	UC Santa Barbara	-	3.0	2	1	0	0	2	39
04/03	Arizona	-	2.0	3	1	1	2	2	52
04/10	Arizona State	S	1.1	1	0	0	0	0	19
04/16	Stanford	S	3.0	4	0	0	1	1	63
04/22	Washington State	-	1.0	0	0	0	0	0	15
04/23	Washington State	-	0.1	0	0	0	0	1	5
04/29	UCLA	-	2.0	2	0	0	0	2	25
05/01	UCLA	-	2.0	1	0	0	1	2	26
05/07	California	-	2.0	4	0	0	1	2	35
05/08	California	-	0.1	2	1	1	0	0	9
05/10	Portland	-	2.1	0	0	0	0	4	30
05/13	Washington	-	1.2	0	0	0	0	0	23
05/14	Washington	-	0.0	2	2	2	0	0	11
05/20	USC	-	1.2	1	0	0	0	1	9
05/22	USC	-	0.2	2	0	0	0	0	16
05/29	Oregon	-	0.2	3	1	1	0	1	20
06/03	UALR	-	2.0	1	0	0	0	2	16
06/05	Georgia	-	0.2	2	0	0	0	0	14
06/11	Vanderbilt	-	2.2	3	3	1	0	0	39

#36 Tony Bryant

Date	Opponent	W-L-S	IP	H	R	ER	BB	SO	NP
02/19	Gonzaga	W	3.0	0	0	0	0	1	28
02/21	Fresno State	-	4.0	3	1	1	0	6	59
02/28	UT-San Antonio	-	2.1	5	2	1	0	1	36
03/06	Hartford	-	2.2	1	0	0	0	4	40
03/08	Oregon	W	2.0	2	0	0	2	4	57
03/13	VMI	S	4.0	1	0	0	0	0	43
03/19	Long Beach State	S	1.0	1	0	0	0	2	22
03/19	Long Beach State	L	3.1	4	1	1	2	3	48
03/25	UC Santa Barbara	-	1.1	2	1	1	0	0	24
03/26	UC Santa Barbara	-	1.1	1	0	0	0	1	15
04/02	Arizona	S	2.0	4	1	1	0	1	32
04/03	Arizona	-	1.0	0	0	0	0	0	6
04/10	Arizona State	-	3.1	3	1	1	1	3	57

04/15	Stanford	S	1.0	0	0	0	0	0	14
04/17	Stanford	S	0.1	2	0	0	0	1	16
04/21	Washington State	S	1.0	0	0	0	0	1	10
04/22	Washington State	W	1.0	1	0	0	0	0	12
04/23	Washington State	-	2.0	1	0	0	2	2	28
04/29	UCLA	S	1.0	0	0	0	0	0	12
05/01	UCLA	-	0.1	0	0	0	0	0	2
05/07	California	S	0.2	0	0	0	0	1	9
05/08	California	S	1.2	1	0	0	0	1	30
05/13	Washington	S	1.0	0	0	0	0	1	7
05/14	Washington	L	2.0	3	1	1	3	3	38
05/22	USC	-	1.0	0	0	0	0	0	4
05/29	Oregon	-	1.0	3	1	1	0	0	28
06/03	UALR	S	1.0	0	0	0	0	1	14
06/05	Georgia	S	1.0	1	0	0	1	0	22

#41 Dan Child

Date	Opponent	W-L-S	IP	H	R	ER	BB	SO	NP
02/21	Fresno State	L	2.0	1	1	1	1	1	25
02/28	UT-San Antonio	-	1.0	1	1	1	0	0	12
03/05	Hartford	-	1.0	3	3	3	1	1	21
03/12	VMI	-	1.0	2	1	0	0	0	17

#23 Adam Duke

Date	Opponent	W-L-S	IP	H	R	ER	BB	SO	NP
05/10	Portland	-	1.0	1	2	2	1	1	29
05/21	USC	-	1.0	0	0	0	2	1	17
05/28	Oregon	-	1.0	0	0	0	0	0	7
05/29	Oregon	-	0.1	1	1	1	0	0	6
06/05	Georgia	W	1.1	0	0	0	1	0	18
06/11	Vanderbilt	-	1.0	1	1	0	1	1	26

#38 Ryan Dunn

Date	Opponent	W-L-S	IP	H	R	ER	BB	SO	NP
02/19	Gonzaga	S	0.1	0	0	0	0	0	3
02/21	Fresno State	-	0.1	1	0	0	1	0	9
03/05	Hartford	-	2.0	0	0	0	0	4	21
03/22	Seattle	L	0.2	2	1	1	0	0	20

#32 Sam Gaviglio

Date	Opponent	W-L-S	IP	H	R	ER	BB	SO	NP
02/19	Gonzaga * ^	-	6.2	6	2	0	0	5	92
02/25	Connecticut * ^	W	9.0	2	0	0	1	10	115
03/05	Hartford * ^	W	6.0	2	0	0	0	6	70
03/11	New Mexico State * ^	W	8.0	3	0	0	3	5	106
03/18	Long Beach State * ^	W	9.0	1	0	0	0	14	101
03/25	UC Santa Barbara * ^	W	7.2	6	2	2	2	11	108
04/01	Arizona *	L	5.0	8	10	4	3	3	107
04/08	Arizona State * ^	W	9.0	9	3	3	1	6	136
04/15	Stanford * ^	W	8.0	4	0	0	2	8	119
04/22	Washington State *	-	6.2	7	6	5	0	8	100
04/29	UCLA *	W	6.0	6	5	4	7	0	110
05/07	California * ^	W	6.1	5	0	0	1	10	104
05/14	Washington *	W	5.2	10	3	0	1	4	113
05/20	USC * ^	W	6.2	4	2	1	2	6	118
05/27	Oregon *	L	6.2	4	4	4	2	6	110
06/04	Creighton * ^	W	9.0	5	1	1	2	11	136
06/10	Vanderbilt *	L	5.1	9	10	10	6	3	99

#16 Ryan Gorton

Date	Opponent	W-L-S	IP	H	R	ER	BB	SO	NP
02/19	Gonzaga	-	0.2	0	0	0	1	2	19
02/21	Fresno State	-	0.1	1	0	0	2	0	14
02/28	UT-San Antonio	-	0.2	1	0	0	0	0	5
03/06	Hartford	-	1.0	3	2	2	0	1	21
03/12	VMI	-	2.0	1	0	0	0	3	25
03/19	Long Beach State	-	0.0	0	0	0	1	0	6
03/27	UC Santa Barbara	-	4.0	5	2	2	1	2	54
04/01	Arizona	-	0.1	5	5	5	0	1	24

#35 Dylan Jones

Date	Opponent	W-L-S	IP	H	R	ER	BB	SO	NP
03/19	Long Beach State	-	0.1	0	0	0	1	0	8
04/01	Arizona	-	2.1	0	0	0	2	2	44
05/27	Oregon	-	0.2	1	0	0	0	1	16

2012 OREGON STATE BASEBALL

2011 PITCHING APPEARANCES/BREAKDOWN

#15 James Nygren

Date	Opponent	W-L-S	IP	H	R	ER	BB	SO	NP
02/26	Texas A&M-CC	-	5.0	5	1	1	1	5	50
02/28	UT-San Antonio	W	1.2	2	1	1	0	2	13
03/06	Hartford * ^	W	9.0	6	1	1	2	5	106
03/19	Long Beach State	W	3.0	4	3	3	0	2	46
03/22	Seattle * ^	-	6.0	5	4	2	0	4	84
03/27	UC Santa Barbara *	L	0.1	3	2	2	0	0	19
04/05	Portland * ^	W	7.2	5	1	1	1	3	97
04/10	Arizona State	W	4.0	6	4	4	2	6	69
04/21	Washington State * ^	W	8.0	7	2	1	3	8	106
04/26	Portland *	W	5.1	3	0	0	0	8	65
05/03	Oregon *	L	2.1	4	5	5	2	0	54
05/10	Portland *	W	5.2	3	1	1	2	4	75
05/13	Washington	-	0.0	1	0	0	2	0	9
05/21	USC	-	7.2	9	1	1	0	2	83
05/29	Oregon *	L	2.1	2	2	1	0	3	38
06/03	UALR *	-	4.2	5	4	4	0	3	62
06/10	Vanderbilt	-	0.2	1	0	0	0	1	11

#22 Josh Osich

Date	Opponent	W-L-S	IP	H	R	ER	BB	SO	NP
02/21	Fresno State *	-	1.2	2	3	2	3	2	51
02/28	UT-San Antonio *	-	2.1	2	2	1	1	4	46
03/06	Hartford *	W	3.1	2	0	0	1	7	58
03/13	VMI *	W	5.0	7	1	1	1	2	66
03/19	Long Beach State *	-	5.2	2	1	1	1	8	83
03/26	UC Santa Barbara *	W	5.0	3	2	2	3	5	86
04/02	Arizona * ^	W	7.0	7	3	3	2	1	99
04/09	Arizona State *	-	4.0	4	4	4	3	2	81
04/16	Stanford * ^	W	6.0	2	1	1	5	6	101
04/23	Washington State * ^	L	6.1	8	2	2	1	8	116
04/30	UCLA * ^	W	9.0	0	0	0	1	13	121
05/07	California *	L	6.0	6	4	4	2	4	93
05/13	Washington	-	3.2	6	4	4	2	7	86
05/22	USC *	L	5.2	6	3	2	4	5	99
05/28	Oregon *	L	5.0	4	3	3	2	5	77
06/05	Georgia *	-	1.0	1	1	1	2	0	27

#24 Scott Schultz

Date	Opponent	W-L-S	IP	H	R	ER	BB	SO	NP
02/20	Gonzaga	W	3.2	2	1	1	1	3	56

02/27	Indiana	-	3.1	7	3	2	0	0	50
03/08	Oregon *	-	4.1	4	1	1	0	0	59
03/19	Long Beach State	-	0.2	2	0	0	0	0	8
03/23	Seattle *	-	3.1	2	2	2	2	1	46
03/26	UC Santa Barbara	-	2.0	1	0	0	1	1	33
04/05	Portland	-	1.0	0	0	0	0	0	15
04/09	Arizona State	W	5.0	2	2	2	0	3	56
04/17	Stanford *	-	4.2	4	2	2	1	1	54
04/23	Washington State	-	0.1	0	0	0	0	1	3
05/01	UCLA	-	0.0	1	2	2	1	0	9
05/03	Oregon	-	4.0	4	1	0	1	3	53
05/07	California	-	2.0	3	1	0	0	1	16
05/13	Washington	W	2.2	1	0	0	0	2	24
05/14	Washington	S	3.1	2	0	0	1	1	38
05/20	USC	-	0.2	0	0	0	0	0	9
05/22	USC	-	1.2	1	1	1	0	1	13
05/28	Oregon	-	2.0	3	1	1	0	0	27
06/03	UALR	W	1.1	0	0	0	2	3	25
06/05	Georgia	-	5.0	4	3	3	1	6	77
06/11	Vanderbilt	L	1.1	3	4	4	3	1	34

#28 Ben Wetzler

Date	Opponent	W-L-S	IP	H	R	ER	BB	SO	NP
02/20	Gonzaga *	-	4.1	4	1	0	2	8	81
02/26	Texas A&M-CC *	L	3.0	8	7	6	1	1	53
03/05	Hartford * ^	W	7.0	2	1	1	2	9	84
03/12	VMI * ^	W	6.0	4	2	2	1	4	77
03/19	Long Beach State *	-	3.0	3	2	1	4	0	57
03/23	Seattle	W	3.2	3	0	0	1	0	55
03/27	UC Santa Barbara	-	1.2	5	3	3	0	3	46
04/03	Arizona * ^	W	6.0	7	3	3	0	1	75
04/10	Arizona State *	-	0.1	1	1	1	1	1	17
04/17	Stanford	W	4.0	3	2	2	1	0	51
04/26	Portland	S	3.2	2	1	0	0	5	54
05/01	UCLA *	L	5.1	5	3	3	3	2	91
05/08	California * ^	W	7.0	4	1	1	0	7	93
05/14	Washington *	-	6.0	9	4	4	0	2	80
05/21	USC *	L	0.1	6	7	5	0	1	29
05/29	Oregon	-	2.1	3	1	1	1	1	41
06/11	Vanderbilt *	-	4.0	5	2	2	1	5	68

^ Indicates Quality Start

Oregon State Bullpen

Inherited Runners/Scored: 148/51 (.344)
First Batter Faced/Reached: 119/34 (.285)

Pitcher	IR-S	Pct.	1st Batter		Saves-Att.
			RB-BF	Avg.	
Cole Baylis	14-2	.142	5-14	.357	0-0
Cam Booser	6-3	.500	2-4	.500	0-0
Matt Boyd	35-11	.314	5-30	.167	4-5
Tony Bryant	27-4	.148	7-28	.250	12-12
Dan Child	1-0	.000	1-4	.250	0-0
Adam Duke	4-1	.200	2-6	.333	0-0
Ryan Dunn	4-4	1.000	1-4	.250	1-2
Ryan Gorton	12-7	.583	6-8	.750	0-0
Dylan Jones	5-0	.000	0-3	.000	0-0
James Nygren	10-4	.400	4-7	.571	0-0
Scott Schultz	24-9	.375	5-18	.277	1-1
Ben Wetzler	6-4	.667	1-4	.250	0-0

Oregon State Bullpen By Month

Month	W-L	ERA	SV-OPP	IP	H	ER	SO
February	4-1	2.32	1-1	38.2	32	10	30
March	4-2	3.29	4-5	54.2	56	20	47
April	4-0	2.67	7-7	40.1	43	12	30
May	1-1	2.63	4-5	54.2	56	16	34
June	2-1	4.05	2-2	20.0	17	9	16

Oregon State Bullpen By Location

Month	W-L	ERA	SV-OPP		IP	H	ER	SO	
Home	7-1	2.63	9-10		106.0	95	31	84	
Road	3-4	3.72	7-8		79.2	97	33	57	
Neutral	5-0	2.11	2-2		34.0	27	8	20	
	W-L	ERA	IP	H	R	ER	BB	SO	AVG
Starters	27-14	3.36	321.0	273	147	120	99	281	.232
Relievers	14-5	2.76	211.2	206	85	65	68	162	.259

Oregon State Starters (Starts Only)

Pitcher	Starts	QS	Pct.	#P/Start	IP/Start	SB-ATT	Pct.	PCK	DP	Runs For	R/Start	Team Rec.
Cam Booser	2	0	.000	57	3.2	2-3	.667	0	1	8	4.0	1-1
Sam Gaviglio	17	11	.647	109	7.1	1-3	.333	0	10	83	4.9	14-3
James Nygren	10	4	.400	70	5.2	2-4	.500	0	10	59	5.9	6-4
Josh Osich	16	4	.250	81	4.2	2-3	.667	0	7	89	5.6	10-6
Scott Schultz	3	0	.000	54	4.0	0-0	.000	0	1	14	4.7	3-0
Ben Wetzler	12	4	.333	67	4.2	2-6	.333	0	3	84	7.0	7-5

2012 OREGON STATE BASEBALL

2011 CONFERENCE STANDINGS/AWARDS

	CONFERENCE			OVERALL			VS OSU
	W	L	PCT	W	L	PCT	W-L
UCLA % ^	18	9	.667	35	24	.593	1-2
Arizona State ^ \$	17	10	.630	43	18	.705	0-3
Oregon State ^ \$	17	10	.630	41	19	.683	-
Arizona ^	15	12	.556	39	21	.650	1-2
Stanford ^ \$	14	12	.538	35	21	.625	0-3
California ^ \$ *	13	13	.500	38	23	.623	1-2
USC	13	14	.481	25	31	.446	2-1
Oregon	11	16	.407	33	26	.558	4-1
Washington State	10	17	.370	26	28	.481	1-2
Washington	6	21	.222	17	37	.315	1-2



% - Pac-10 Champion

^ - NCAA Regional selection; \$ - NCAA Super Regional selection; * - NCAA College World Series participant

2011 All-Pac-10 Team

Name	Pos.	Yr.	School
Beau Amaral	OF	Jr.	UCLA
Tyler Anderson (2)	LHP	Jr.	Oregon
Taylor Ard	1B	R-So.	Washington State
Austin Barnes	C	Jr.	Arizona State
Trevor Bauer (3)	RHP	Jr.	UCLA
Tony Bryant	RHP	So.	Oregon State
Joey DeMichele	DH	So.	Arizona State
Cole Frenzel	1B	So.	Arizona
Sam Gaviglio	RHP	Jr.	Oregon State
Kurt Heyer (2)	RHP	So.	Arizona
Erik Johnson	RHP	Jr.	California
Kavin Keyes	DH	Fr.	Oregon State
Chadd Krist (2)	C	Jr.	California
Deven Marrero	SS	So.	Arizona State
Alex Mejia	SS	So.	Arizona
Ricky Oropesa (2)	1B	Jr.	USC
Stephen Piscotty	3B	So.	Stanford
Adam Plutko	RHP	Fr.	UCLA
Danny Pulfer	2B	Jr.	Oregon
Robert Refsnyder	OF	So.	Arizona
Tony Renda (2)	2B	So.	California
Joey Rickard	OF	So.	Arizona
Johnny Ruetigger	OF	Jr.	Arizona State
Kyle Simon	RHP	Jr.	Arizona
Riccio Torrez (2)	3B	Jr.	Arizona State

(2) - Two-time All-Conference selection

(3) - Three-time All-Conference selection

Honorable Mention: Mitchell Beacom (UCLA, Jr., LHP); **Carter Bell (OSU, Jr., 3B)**; Alex Blackford (ASU, So., RHP); **Matt Boyd (OSU, So., LHP)**; Vince Bruno (CAL, So., OF); Matt Chaffee (ARIZ, Jr., LHP); Kramer Champlin (ASU, Jr., RHP); Gerrit Cole (UCLA, Jr., RHP); Joe De Pinto (USC, Sr., 2B); Kenny Diekroeger (STAN, So., SS); **Ryan Dunn (OSU, Jr., SS)**; Matt Flemer (CAL, Jr., RHP); Tyler Gaffney (STAN, So., OF); Derek Jones (WSU, Jr., OF); Justin Jones (CAL, So., LHP); Cody Keefer (UCLA, So., OF); Jacob Lamb (WASH, So., 3B); Mitchell Lambson (ASU, Jr., LHP); Zack MacPhee (ASU, Jr., 2B); Joe Meggs (WASH, So., OF); Kellen Moen (ORE, Sr., RHP); Matt Newman (ASU, Sr., OF); Bryce Ortega (ARIZ, Sr., 2B); **Josh Osich (OSU, Jr., LHP)**; Brian Ragira (STAN, Fr., 1B); Chris Reed (STAN, Jr., LHP); Brady Rodgers (ASU, So., RHP); Steve Rodriguez (UCLA, Jr., C); Kevin Roundtree (USC, Jr., C); Alex Sherrod (USC, Jr., OF); **Tyler Smith (OSU, So., 2B)**; Jake Stewart (STAN, So., OF); **Andrew Susac (OSU, So., C)**; Nick Vander Tuig (UCLA, Fr., RHP); Ryan Wiggins (WASH, Fr., DH); Trevor Williams (ASU, Fr., RHP); Austin Wilson (STAN, Fr., OF); Zach Wilson (ASU, Jr., 1B).

2011 Pac-10 Weekly Honors

Pac-10 Players Of The Week

Feb. 22 - Riccio Torrez, Jr., 3B, Arizona State
 March 1 - Chad Bunting, Jr., OF, California
March 8 - Andrew Susac, So., C, Oregon State
 March 14 - Matt Newman, Sr., OF, Arizona State
 March 21 - Aaron Jones, Fr., OF, Oregon
 March 28 - Ricky Oropesa, Jr., 1B, USC
 April 4 - Lonnie Kauppila, Fr., 2B, Stanford
April 11 - Ryan Dunn, Jr., INF, Oregon State
April 18 - Kavin Keyes, Fr., INF, Oregon State
 April 25 - Riccio Torrez, Jr., 3B, Arizona State
 May 2 - Joey DeMichele, So., DH, Arizona State
 May 9 - Brian Ragira, Fr., 1B, Stanford
 May 16 - Danny Pulfer, Jr., 2B, Oregon
 May 23 - Taylor Ard, RSo., 1B, Washington State
 May 30 - Bobby Rinard, Sr., OF, Arizona

Pac-10 Pitchers Of The Week

Feb. 22 - Madison Boer, Jr., RHP, Oregon
March 1 - Sam Gaviglio, Jr., RHP, Oregon State
 March 8 - Trevor Bauer, Jr., RHP, UCLA
 March 14 - Logan Odom, Sr., RHP, USC
March 21 - Sam Gaviglio, Jr., RHP, Oregon State
 March 28 - Trevor Bauer, Jr., RHP, UCLA
 April 4 - Kurt Heyer, So., RHP, Arizona
 April 11 - Trevor Bauer, Jr., RHP, UCLA
 April 18 - Trevor Bauer, Jr., RHP, UCLA
 April 25 - Trevor Bauer, Jr., RHP, UCLA
May 2 - Josh Osich, Jr., LHP, Oregon State
 May 9 - Adam Plutko, Fr., RHP, UCLA
 May 16 - Kyle Simon, Jr., RHP, Arizona
 May 23 - Brady Rodgers, So., RHP, Arizona State
 May 30 - Trevor Bauer, Jr., RHP, UCLA



2012 OREGON STATE BASEBALL

OREGON STATE RECORDS

Individual hitting

Batting Average

Season423, Randy Duke, 1987
Career.....379, Jay Dean, 1952-55

At Bats

Game9, Mel Cuckovich
1972 vs. Washington
Doug Miller, 1972 vs. Washington
Season278, Darwin Barney, 2007
Career.....765, Darwin Barney, 2005-07

Runs

Game..6, Bobby Buob, 1954 vs. Washington
Jim Ruggles, 1954 vs. Washington
Ken Bowen, 1985 vs. Chico State
Season83, Cole Gillespie, 2006
Career.....168, Jacoby Ellsbury, 2003-05

Hits

Game5, multiple times
Season99, Jacoby Ellsbury, 2005
Career.....238, Darwin Barney, 2005-07

Doubles

Game3, multiple times
Season25, Cole Gillespie, 2006
Career.....49, Chris Biles, 2000-2003

Triples

Game2, multiple times
Season7, Abino Vazquez, 1997
Career.....13, Todd Thomas, 1980-83

Home Runs

Game..3, Andy Jarvis, 2001 vs. Washington St.
Season21, Jim Wilson, 1982
Career.....34, Joe Gerber, 1997-2000
34, Andy Jarvis, 2000-2003

Runs Batted In

Game9, Ken Bowen, 1985 vs. Chico State
Season67, Joe Gerber, 2000
Career.....173, Andy Jarvis, 2000-03

Total Bases

Game14, Jim Wilson
1982 vs. Washington State.
Season163, Cole Gillespie, 2006
Career.....382, Andy Jarvis, 2000-03

Slugging Percentage

Season829, Jim Wilson, 1982
Career......640, Jim Wilson, 1980-82

Stolen Bases

Game 4, Steve Lyons, 1979 vs. Oregon Tech
David Anderson, 1991 vs. Willamette
Season29, Dave Brundage, 1986
Career.....62, Todd Thomas, 1980-83

Walks

Game5, Bob Beall, 1970 vs. UCLA

Season48, Rich Dodge, 1977
Career.....120, Ken Bowen, 1984-87

Strikeouts

Game5, Zach Gordon
2001 vs. San Diego State
Season58, Troy Schader, 1999
Career.....151, Ryan Lipe, 1995-98

Hit By Pitch

Game3, multiple times
Season14, Curtis Davis, 2001
14, Cole Gillespie, 2006
Career.....30, Ryan Lipe, 1995-98
30, Jacoby Ellsbury, 2003-05

Individual pitching

Wins

Season14, Scott Christman, 1993 (14-1)
Career.....30, Ken Noble, 1975-78 (30-17)

Losses

Season9, B.R. Cook, 1999 (6-9)
9, Thad Johnson, 2001 (6-9)
Career.....18, Mason Smith, 1991-94 (22-18)

Winning Percentage

Season1.000, Mark Newell, 1997 (8-0)
Career......917, Leon Criner, 1959-61 (11-1)

Saves

Season20, Kevin Gunderson, 2006
Career.....37, Kevin Gunderson, 2004-06

Earned Run Average

Season1.07, Bill Oerding, 1960
Career.....1.79, Cecil Ira, 1961-63

Strikeouts

Game17, Mason Smith, 1994 vs. Portland
Season131, Jonah Nickerson, 2006
Career.....299, Jonah Nickerson, 2004-06



Jonah Nickerson

Walks

Season62, Jeff Reece, 1983
Career.....160, John Sipple, 1985-88

Hits

Season137, Scott Nicholson, 2001
Career.....348, Mike Gorman, 1979-82

Innings Pitched

Game16.0, Greg Jurgenson
1972 vs. Washington
Season136.2, Jonah Nickerson, 2006
Career.....348.2, Ken Noble, 1975-78

Complete Games

Season12, Cecil Ira, 1962
Career.....28, Cecil Ira, 1961-63

Shutouts

Season5, Cecil Ira, 1963
Career.....10, Cecil Ira, 1961-63

Runs Allowed

Season90, Mark Newell, 1999
Career.....229, Stephen Copeland, 2000-03

Wild Pitches

Season15, Scott Christman, 1992
Career.....28, Kevin Hooker, 1991-95

Hit Batters

Season32, Dallas Buck, 2005
Career.....74, Dallas Buck, 2004-06

Individual fielding

Errors

Game4, multiple times
Season30, Dave Backen, 1978
Career.....62, Ken Bowen, 1984-87

Team hitting

Batting Average

Season327, 1997

At Bats

Game74, 1972 vs. Washington
Season2,264, 2006

Runs

Game36, 1985 vs. Chico State (36-12)
Season504, 1997

Hits

Game27, 1954 vs. Washington
Season684, 2006

Doubles

Game10, 1979 vs. Puget Sound
Season10, 2003 vs. Portland
Season125, 2006

2012 OREGON STATE BASEBALL

OREGON STATE RECORDS

Triples

Game4, 1980 vs. Western Oregon
4, 1994 vs. Maine
1997 vs. Portland State
Season31, 2006

Home Runs

Game7, 2000 vs. Portland
7, 2001 vs. Washington
Season60, 1998

Runs Batted In

Game34, 1985 vs. Chico State
Season455, 1997

Total Bases

Season979, 2006

Slugging Percentage

Season497, 1997

Stolen Bases

Game10, many times
Season101, 1986

Walks

Game22, 1985 vs. Chico State
Season337, 1998

Strikeouts

Game18, 1941 vs. Idaho
18, 1997 vs. Washington State
18, 1972 vs. Washington
18, 2010 vs. UCLA
Season460, 1999

Hit By Pitch

Season80, 1997

Hit Into Double Plays

Season55, 2006

Team pitching

Wins

Season50, 2006 (50-16)

Losses

Season35, 1999 (19-35)

Saves

Season21, 2005; 2006

Earned Run Average

Season2.32, 1964

Strikeouts

Game18, 1941 vs. Idaho
Season463, 2005

Walks

Season254, 1992



Darwin Barney

Hits

Season608, 1999

Innings Pitched

Game20.0, 1972 vs. Washington
Season585.1, 2006

Complete Games

Season24, 1994

Shutouts

Season8, 1976, 1993, 2006

Runs Allowed

Game .26, 1973 vs. Washington State (6-26)
Season446, 1999

Wild Pitches

Season66, 1999

Hit Batters

Season76, 2004

Team fielding

Errors

Season101, 1977

Double Plays

Season68, 1987

Fielding Percentage

Season977, 2007, 2009

Miscellaneous

Longest Hitting Streak.....31 games
Jeff Brauning, 1989
Most Consecutive Shutout Innings Pitched
45 Ken Forsch, 1968
Most Consecutive Wins:14,
Scott Christman, 1993

Longest Game.....20 innings, 1972
vs. Washington; Washington 2, OSU 1
Most Runs, Both Teams48, 1985
vs. Chico State; OSU 36, Chico State 12
Most Home Runs, One Inning, Team 4, 1966
.....vs. Oregon, 2003 vs. California
Most Runs, One Inning, Team
16 (1st inning), 1997 vs. Portland
Longest Winning Streak, Team.....18 games,
.....1951, 1962.
Longest Losing Streak, Team...9 games, 1966
Most Wins, Regular Season.....41, 2005.
Largest Margin Of Victory.....30 runs,
OSU 33, Portland 3, 1997.
Largest Margin of Defeat.....20 runs.
Washington State 26, OSU 6, 1973
Largest Goss Stadium Crowd.....4,600
June 7, 1952
Largest post-1999 renovation crowd 3,284
June 10, 2007
Largest Crowd, Any Site30,335,
June 21, 2006

Pacific-10 records

Runs Batted In

Team, Game34
1985 vs. Chico State.

Doubles

Team, Game10, 1979 vs. Puget Sound
10, 2003 vs. Portland

Home Runs

Team, Inning4, 1966 vs. Oregon
2003 vs. California

Walks

Individual, Game.....5, Bob Beall
1970 vs. UCLA

Shutouts

Individual, Season5, Cecil Ira, 1963
Individual, Career10, Cecil Ira, 1961-63

Longest Game.....20 innings
1972 vs. Washington

NCAA Leaders

Stolen Bases

Individual, Per GameKim Bradshaw, 1959
0.93 (26 stolen bases in 28 games)

Saves

IndividualKevin Gunderson, 2006, 20

Double Plays

Team, Per Game.....1987, 1.48
(68 double plays in 48 games)

2012 OREGON STATE BASEBALL

OREGON STATE CAREER RECORDS

Batting average (minimum 260 at-bats)

1. Jay Dean, 1952-55..... .379
2. A.J. Marquardt, 1993-94..... .373
3. Jacoby Ellsbury, 2003-05..... .365
4. Joe Gerber, 1997-2000..... .362
- Brian Barden, 2000-02..... .362
6. Ben Bertrand, 1996-98..... .358
7. Dan Cunningham, 1971-73..... .354
8. Chris Biles, 2000-03..... .353
9. Dave Brundage, 1984-86..... .350
- Mike Leone, 1996-97..... .350

At-bats

1. Darwin Barney, 2006-07..... 765
2. Andy Jarvis, 2000-03..... 725
3. Shea McFeely, 2004-06..... 653
4. Jon Yonemitsu, 1990-93..... 648
5. Jacoby Ellsbury, 2003-05..... 646
6. Ken Bowen, 1984-87..... 643
7. Brian Barden, 2000-02..... 639
8. Mitch Canham, 2004-07..... 617
9. Aaron Anderson, 1988-92..... 613
10. Pete Rowe, 1974-77..... 593

Hits

1. Darwin Barney, 2005-07..... 238
2. Jacoby Ellsbury, 2003-05..... 236
3. Andy Jarvis, 2000-03..... 232
4. Brian Barden, 2000-02..... 231
5. Ken Bowen, 1984-87..... 206
6. Joe Gerber, 1997-2000..... 201
7. Chris Biles, 2000-03..... 199
8. Shea McFeely, 2004-06..... 198
9. Mitch Canham, 2004-07..... 194
10. Drew Hedges, 1997-2000..... 187

Runs

1. Jacoby Ellsbury, 2003-05..... 168
2. Darwin Barney, 2005-07..... 152
3. Ken Bowen, 1984-87..... 150
4. Todd Thomas, 1980-83..... 148
- Brian Barden, 2000-02..... 148
6. Shea McFeely, 2004-06..... 142
7. Andy Jarvis, 2000-03..... 141
8. Drew Hedges, 1997-2000..... 139
9. Mitch Canham, 2004-07..... 134
- Ryan Lipe, 1995-98..... 134
- Joe Gerber, 1997-2000..... 134

Doubles

1. Chris Biles, 2000-03..... 49
2. Joe Gerber, 1997-2000..... 44
3. Josh Carter, 1999-2001..... 42
- Andy Jarvis, 2000-03..... 42
5. Darwin Barney, 2005-07..... 40
6. Brian Barden, 2000-02..... 39
7. Seth Pietsch, 2001-03..... 38
- Chris Kunda, 2003-06..... 38
9. Drew Hedges, 1997-2000..... 37
- Jacoby Ellsbury, 2003-05..... 37

Triples

1. Todd Thomas, 1980-83..... 13
2. Chuck Fisk, 1952-55..... 10
- Seth Pietsch, 2001-03..... 10
4. Jeff Doyle, 1975-77..... 9
- Eric Stark, 1998-2001..... 9
- Aaron Mathews, 2002-04..... 9
7. Dave Backen, 1978-81..... 8
- Dave Schoppe, 1988-91..... 8
- Abino Vazquez, 1996-97..... 8
- Jacoby Ellsbury, 2003-05..... 8
- Shea McFeely, 2004-06..... 8
- Cole Gillespie, 2004-06..... 8
- Darwin Barney, 2005-07..... 8



Shea McFeely

Home runs

1. Joe Gerber, 1997-2000..... 34
- Andy Jarvis, 2000-03..... 34
3. Al Hunsinger, 1980-81..... 28
4. Bob McNair, 1978-80..... 27
- Jim Wilson, 1980-82..... 27
6. Matt Baillie, 1995-98..... 25
- Brian Barden, 2000-02..... 25
- Mitch Canham, 2004-07..... 25
9. Seth Pietsch, 2001-03..... 22
10. Steve Smith, 1981-83..... 21
- David Schmidt, 1994-96..... 21
- Ben Bertrand, 1996-98..... 21
- Troy Schader, 1997-99..... 21

Runs batted in

1. Andy Jarvis, 2000-03..... 173
2. Joe Gerber, 1997-2000..... 169
3. Brian Barden, 2000-02..... 154
4. Mitch Canham, 2004-07..... 152
5. Matt Baillie, 1995-98..... 144
6. Darwin Barney, 2005-07..... 136
7. Ken Bowen, 1984-87..... 131
8. Bob McNair, 1978-80..... 130
- Shea McFeely, 2004-06..... 130
10. Ryan Lipe, 1995-98..... 126

Walks

1. Ken Bowen, 1984-87..... 120
2. Mickey Riley, 1980-83..... 118
3. Rich Dodge, 1974-77..... 111
4. Shea McFeely, 2004-06..... 107
5. Matt Baillie, 1995-98..... 106
6. Dave Backen, 1978-81..... 103
7. Joe Gerber, 1997-2000..... 102
8. Steve Lyons, 1979-81..... 101
- Todd Thomas, 1980-83..... 101
10. Bob Beall, 1968-70..... 99
- Darwin Barney, 2005-07..... 99

Total bases

1. Andy Jarvis, 2000-03..... 382
2. Brian Barden, 2000-02..... 355
3. Joe Gerber, 1997-2000..... 347
4. Jacoby Ellsbury, 2003-05..... 337
5. Chris Biles, 2000-03..... 318
6. Mitch Canham, 2004-07..... 316
7. Darwin Barney, 2005-07..... 311
8. Ken Bowen, 1984-87..... 303
9. Shea McFeely, 2004-06..... 292
10. Bob McNair, 1978-80..... 285

Slugging percentage (minimum 260 at-bats)

1. Jim Wilson, 1980-82..... .640
2. Al Hunsinger, 1980-81..... .639
3. Ben Bertrand, 1996-98..... .631
4. Joe Gerber, 1997-2000..... .625
5. Cole Gillespie, 2004-06..... .579
6. A.J. Marquardt, 1993-94..... .578
7. Chris Wakeland, 1995-96..... .569
8. Chris Biles, 2000-03..... .564
9. Mike Leone, 1996-97..... .555
- Brian Barden, 2000-02..... .555

Stolen bases

1. Todd Thomas, 1980-83..... 62
2. Jacoby Ellsbury, 2003-05..... 60
3. Jeff Doyle, 1975-77..... 54
4. Steve Lyons, 1979-81..... 46
5. Kim Bradshaw, 1957-59..... 44
6. Steve Smith, 1981-83..... 41
7. Rich Dodge, 1974-77..... 40
8. R.A. Neitzel, 1988-90..... 39
- Tyler Graham, 2003-06..... 39
10. Bryan Ganter, 1984-87..... 36
- Darwin Barney, 2005-07..... 36

Wins

1. Ken Noble, 1975-78..... 30 (30-17)
2. Mike Gorman, 1979-82..... 28 (28-16)
- John Supple, 1984-86..... 28 (28-13)
- Jeff Post, 1989-92..... 28 (28-14)
- Dallas Buck, 2004-06..... 28 (28-10)
6. Cecil Ira, 1961-63..... 27 (27-9)
7. Jonah Nickerson, 2004-06..... 26 (26-9)
8. Scott Anderson, 81-84..... 25 (25-17)
- Sam Gaviglio, 2009-11..... 25 (25-8)
9. Andrew Checketts, 96-98..... 24 (24-7)
- Mike Stutes, 2006-08..... 24 (24-13)

Winning percentage (minimum 10 wins)

1. Daniel Turpen, 2005-07..... .933 (14-1)
2. Leon Criner, 1959-61..... .917 (11-1)
3. Andrew Checketts, 1996-98..... .774 (24-7)
4. Mike Thurman, '91-94..... .773 (17-5)
5. Jeff Reece, 1981-83..... .769 (20-6)
- Kyle Dunning, '80-81..... .769 (10-3)
7. Sam Gaviglio, 2009-11..... .757 (25-8)
8. Cecil Ira, 1961-63..... .750 (27-9)
- Jake Postlewait, 2001-04..... .750 (18-6)
- Bill Oerding, '59-61..... .750 (12-4)
- John Collins, '80-81..... .750 (12-4)

Saves

1. Kevin Gunderson, 2004-06..... 37
2. Kevin Rhoderick, 2008-10..... 25
3. Jared Sanders, 2002-04..... 12
- Eddie Kunz, 2005-07..... 12
- Tony Bryant, 2010-11..... 12
6. Mike Boire, 1996-98..... 11
7. Jim Grove, 1979-82..... 9
8. Dallas Buck, 2004-06..... 7
9. Dave Schoppe, 1989-91..... 6
10. Ron Daulton, 1984-86..... 5
- Tim Lambert, 1985-88..... 5
- Stephen Copeland, 2000-03..... 5
- Nate Fogle, 2005..... 5

Earned run average (minimum 120 innings pitched)

1. Cecil Ira, 1961-63..... 1.79
2. Steve Clark, 1962-64..... 1.92
3. Ken Forsch, 1967-68..... 2.12
4. Scott Anderson, 1981-84..... 2.15
5. Pat Barry, 1975-78..... 2.53
6. Bill Oerding, 1959-61..... 2.58
7. Mark Niles, 1979-80..... 2.59
8. Bailey Brem, 1952-54..... 2.61
9. Denny Straub, 1961-64..... 2.66
- Denny Tower, 1966-68..... 2.66

Strikeouts

1. Jonah Nickerson, 2004-06..... 299
2. Mike Stutes, 2006-08..... 287
3. Dallas Buck, 2004-06..... 272
4. Mason Smith, 1991-94..... 267
5. John Supple, 1984-88..... 263
6. Scott Anderson, 1981-84..... 258
7. Scott Christman, 1991-93..... 249
8. Mike Gorman, 1979-82..... 237
9. Cecil Ira, 1961-63..... 227
10. Sam Gaviglio, 2009-11..... 216

Innings pitched

1. Ken Noble, 1975-78..... 348.2
2. Mike Gorman, 1979-82..... 337.2
3. Mason Smith, 1991-94..... 330.2
4. Dallas Buck, 2004-06..... 326.2
5. Scott Anderson, 1981-84..... 325.2
6. Jeff Otis, 1986-90..... 306.0
7. Mike Stutes, 2006-08..... 302.0
8. Jonah Nickerson, 2004-06..... 292.2
9. Jeff Post, 1989-92..... 286.0
10. Cecil Ira, 1961-63..... 281.0

Complete games

1. Cecil Ira, 1961-63..... 22
2. Mason Smith, 1991-94..... 22
3. Norb Wellman, 1952-54..... 21
4. Scott Anderson, 1981-84..... 19
5. Ken Noble, 1975-78..... 18
- John Supple, 1984-88..... 18
7. Mike Gorman, 1979-82..... 17
8. Gail Meier, 1973-76..... 16
9. Scott Nicholson, 2000-01..... 15
10. Jeff Otis, 1986-89..... 14
- Scott Christman, 1991-93..... 14

Shutouts

1. Cecil Ira, 1961-63..... 10
2. John Supple, 1984-88..... 7
3. Jeff Post, 1989-92..... 5
4. Ken Noble, 1975-78..... 4
- Scott Christman, 1991-93..... 4
- Mason Smith, 1991-94..... 4
7. Bill Oerding, 1959-61..... 3
- Jeff Otis, 1986-89..... 3
- Mike Thurman, 1992-94..... 3
- Scott Nicholson, 2000-01..... 3
- Sam Gaviglio, 2009-11..... 3



Mike Stutes

2012 OREGON STATE BASEBALL

OREGON STATE SINGLE-SEASON RECORDS

Batting average (minimum 120 at-bats)

1. Randy Duke, 1987.....	423
2. Dwane Helbig, 1952.....	411
3. Jacoby Ellsbury, 2005.....	406
4. Dan Cunningham, 1971.....	405
5. Ken Bowen, 1987.....	404
6. Jason Stranberg, 1997.....	397
7. Chris Biles, 2001.....	395
8. Curtis Davis, 2001.....	390
9. Andy Jenkins, 2005.....	388
10. Joe Gerber, 1999.....	387

At-bats

1. Darwin Barney, 2007.....	278
2. Darwin Barney, 2006.....	261
3. Shea McFeely, 2006.....	260
4. Mike Lissman, 2007.....	246
5. Jacoby Ellsbury, 2005.....	244
6. Brian Barden, 2002.....	232
7. Mitch Canham, 2007.....	227
Aaron Mathews, 2004.....	227
9. Brian Barden, 2001.....	226
Darwin Barney, 2005.....	226
10. Seth Pietsch, 2003.....	224

Hits

1. Jacoby Ellsbury, 2005.....	99
2. Cole Gillespie, 2006.....	87
3. Darwin Barney, 2006.....	86
4. Darwin Barney, 2007.....	84
5. Brian Barden, 2001.....	83
6. Brian Barden, 2002.....	81
Andy Jenkins, 2005.....	81
8. Mike Lissman, 2007.....	78
Josh Carter, 2001.....	78
Seth Pietsch, 2003.....	78
Bill Rowe, 2006.....	78

Runs

1. Cole Gillespie, 2006.....	83
2. Jason Stranberg, 1997.....	67
3. Chris Hopkins, 2007.....	57
4. Jacoby Ellsbury, 2003.....	56
Jacoby Ellsbury, 2004.....	56
Jacoby Ellsbury, 2005.....	56
7. Ryan Ortiz, 2009.....	55
Dave Brundage, 1986.....	55
9. Darwin Barney, 2007.....	53
Darwin Barney, 2006.....	53

Doubles

1. Cole Gillespie, 2006.....	25
2. Seth Pietsch, 2002.....	24
Tony Calderon, 2003.....	24
4. Chris Biles, 2003.....	23
5. Bill Rowe, 2006.....	22
6. Darwin Barney, 2007.....	20
7. A.J. Marquardt, 1993.....	19
Joe Gerber, 2000.....	19
Jacoby Ellsbury, 2005.....	19
10. Stefan Romero, 2009.....	18
Jeff Brauning, 1989.....	18
Troy Schader, 1999.....	18
Josh Carter, 2001.....	18

Triples

1. Abino Vazquez, 1997.....	7
2. Jeff Doyle, 1977.....	6
Todd Thomas, 1983.....	6
Seth Pietsch, 2002.....	6
Aaron Mathews, 2004.....	6
Shea McFeely, 2006.....	6
7. Twink Pederson, 1956.....	5
Lute Barnes, 1968.....	5
Dave Backen, 1980.....	5
David Anderson, 1992.....	5
Mitch Canham, 2006.....	5
Cole Gillespie, 2006.....	5



Sam Gaviglio

Home runs

1. Jim Wilson, 1982.....	21
2. Al Hunsinger, 1981.....	15
3. Bob McNair, 1980.....	14
4. Al Hunsinger, 1980.....	13
Joe Gerber, 1999.....	13
Cole Gillespie, 2006.....	13
Stefen Romero, 2010.....	13
8. Steve Smith, 1983.....	12
David Schmidt, 1996.....	12
Andy Jarvis, 2001.....	12
Seth Pietsch, 2003.....	12

Runs batted in

1. Joe Gerber, 2000.....	67
2. Jim Wilson, 1982.....	62
Rob Colley, 1998.....	62
4. Mike Lissman, 2007.....	61
5. Mitch Canham, 2007.....	59
Bob McNair, 1980.....	59
7. Joe Gerber, 1999.....	57
Cole Gillespie, 2006.....	57
9. Darwin Barney, 2007.....	56
Andy Jenkins, 2005.....	56
Bill Rowe, 2006.....	56

Walks

1. Rich Dodge, 1977.....	48
2. Ben Johnson, 1989.....	47
3. Cole Gillespie, 2006.....	46
4. Jeff Doyle, 1976.....	45
5. Darwin Barney, 2006.....	43
6. Lance Rice, 1988.....	42
7. John Wallace, 2009.....	41
Ben Bertrand, 1998.....	41
8. Adalberto Santos, 2009.....	40
Ken Bowen, 1986.....	40
Dave Brundage, 1986.....	40
Troy Haugen, 1989.....	40
Joe Gerber, 2000.....	40
Shea McFeely, 2004.....	40

Total bases

1. Cole Gillespie, 2006.....	163
2. Jacoby Ellsbury, 2005.....	142
3. Seth Pietsch, 2003.....	133
4. Joe Gerber, 1999.....	128
5. Jim Wilson, 1982.....	126
Bill Rowe, 2006.....	126
Adalberto Santos, 2010.....	126
8. Brian Barden, 2002.....	125
9. Bob McNair, 1980.....	124
10. Darwin Barney, 2007.....	123
Seth Pietsch, 2002.....	123
Aaron Mathews, 2004.....	123

Slugging percentage (minimum 120 at-bats)

1. Jim Wilson, 1982.....	829
2. Al Hunsinger, 1981.....	717
3. Joe Gerber, 1998.....	713
4. Cole Gillespie, 2006.....	685
5. Joe Gerber, 1999.....	670
6. Ken Bowen, 1987.....	667
7. Bob McNair, 1980.....	660
8. Ben Bertrand, 1997.....	647
9. Chris Wakeland, 1996.....	643
10. Chris Newman, 1983.....	628

Stolen bases

1. Dave Brundage, 1986.....	29
2. Jeff Brauning, 1989.....	28
3. Kim Bradshaw, 1957.....	26
Jeff Doyle, 1977.....	26
Jacoby Ellsbury, 2005.....	26
6. Steve Lyons, 1980.....	25
7. Jeff Doyle, 1976.....	24
8. Scott Hardin, 1994.....	23
9. Todd Thomas, 1983.....	21
Tyler Graham, 2005.....	21

Wins

1. Scott Christman, 1993.....	14 (14-1)
2. Dallas Buck, 2006.....	13 (13-4)
Jonah Nickerson, 2006.....	13 (13-3)
4. Sam Gaviglio, 2011.....	12 (12-3)
Mike Stutes, 2007.....	12 (12-4)
Dallas Buck, 2005.....	12 (12-1)
7. Cecil Ira, 1962.....	11 (11-3)
Jeff Reece, 1983.....	11 (11-3)
Mason Smith, 1994.....	11 (11-3)
Andrew Checketts, 1998.....	11 (11-1)
Scott Nicholson, 2001.....	11 (11-2)
Jake Postlewait, 2004.....	11 (11-3)
Anton Maxwell, 2005.....	11 (11-1)

Winning percentage (minimum 4 wins)

1. Mark Newell, 1997.....	1.000 (8-0)
2. Bill Oerding, 1960.....	1.000 (7-0)
Jerry Johnson, 1970.....	1.000 (7-0)
4. Steve Clark, 1962.....	1.000 (6-0)
Jason Bronson, 1997.....	1.000 (6-0)
6. Tom Hobbs, 1964.....	1.000 (5-0)
7. Many players.....	1.000 (4-0)

Saves

1. Kevin Gunderson, 2006.....	20
2. Kevin Gunderson, 2005.....	14
3. Eddie Kunz, 2007.....	12
Kevin Rhoderick, 2008.....	12
Tony Bryant, 2011.....	12
5. Kevin Rhoderick, 2009.....	9
Jared Sanders, 2002.....	9
7. Mike Boire, 1997.....	8
8. Dallas Buck, 2004.....	6
9. Jim Grove, 1982.....	5
Stephen Copeland, 2001.....	5
Nate Fogle, 2005.....	5

Earned run average (minimum 40 innings pitched)

1. Bill Oerding, 1960.....	1.07
2. Cecil Ira, 1962.....	1.23
3. Ken Noble, 1976.....	1.26
4. Steve Clark, 1964.....	1.46
5. Tony Bryant, 2011.....	1.52
6. Jack Humphrey, 1967.....	1.53
7. Matt Boyd, 2011.....	1.57
8. Scott Anderson, 1984.....	1.66
9. Lou Tanselli, 1979.....	1.75
10. John Sipple, 1988.....	1.82
Denny Tower, 1967.....	1.82

Strikeouts

1. Jonah Nickerson, 2006.....	131
2. Mike Stutes, 2007.....	129
3. Ken Forsch, 1968.....	121
4. Scott Christman, 1993.....	119
5. Dallas Buck, 2005.....	118
6. Sam Gaviglio, 2011.....	116
7. Mason Smith, 1994.....	115
8. Jonah Nickerson, 2005.....	114
9. Chris Pine, 1998.....	104
10. Jeff Reece, 1983.....	100

Innings pitched

1. Jonah Nickerson, 2006.....	136.2
2. Mike Stutes, 2007.....	132.2
3. Scott Nicholson, 2001.....	130.2
4. Joe Paterson, 2007.....	129.2
5. Dallas Buck, 2005.....	129.0
6. Dallas Buck, 2006.....	128.1
7. Thad Johnson, 2001.....	122.2
8. Mason Smith, 1994.....	120.2
Sam Gaviglio, 2011.....	120.2
10. Cecil Ira, 1962.....	116.2

Complete games

1. Cecil Ira, 1962.....	12
2. Scott Anderson, 1984.....	11
Cecil Ira, 1963.....	11
4. Mason Smith, 1994.....	10
Mike Thurman, 1994.....	10
Scott Nicholson, 2001.....	10
6. Scott Christman, 1993.....	9
Ken Noble, 1976.....	9
Rod Scheckla, 1988.....	9
9. Norb Wellman, 1953.....	8
Steve Clark, 1964.....	8

Shutouts

1. Cecil Ira, 1963.....	5
2. John Sipple, 1988.....	4
Scott Christman, 1993.....	4
4. Bill Oerding, 1960.....	3
Cecil Ira, 1962.....	3
Ken Noble, 1976.....	3
Jeff Otis, 1987.....	3
Scott Nicholson, 2001.....	3
9. Many players.....	2

2012 OREGON STATE BASEBALL

OREGON STATE CONFERENCE LEADERS

Individual Season Leaders

Batting Average

Year	Player	Average
1949	Frank Roelandt	North .508
1955	Jay Dean	North .545
2005	Jacoby Ellsbury	Overall .406

Runs

Year	Player	Runs
2006	Cole Gillespie	Overall 83

Hits

Year	Player	Hits
1986	Dave Brundage	North 74
1996	Ryan McDonald	North 71

Runs Batted In

Year	Player	RBI
1981	Al Hunsinger	North 54
1982	Jim Wilson	North 62

Doubles

Year	Player	Doubles
1989	Jeff Brauning	North 18
1996	Chris Wakeland	North 17
2002	Seth Pietsch	Overall 22

Triples

Year	Player	Triples
1992	David Anderson	North 5
1997	Abino Vazquez	North 7

Home Runs

Year	Player	Home Runs
1981	Al Hunsinger	North 15
1982	Jim Wilson	North 21
1993	Jim Champion	North 10
1996	David Schmidt	North 12

Stolen Bases

Year	Player	Stolen Bases
1981	Todd Thomas	North 17
1986	Dave Brundage	North 29
1989	Jeff Brauning	North 28

Walks

Year	Player	Walks
1982	Mickey Riley	North 36
2006	Cole Gillespie	Overall 46

Earned Run Average

Year	Player	ERA
1978	Pat Berry	North 2.25
1987	Jeff Otis	North 2.88
1988	John Sipple	North 1.82
1990	Jeff Post	North 1.96
1993	Scott Christman	North 2.20
1994	Mason Smith	North 2.40
1996	Chris Pine	North 2.77
1997	Mark Newell	North 2.12
1998	Andrew Checketts	North 3.77
2005	Dallas Buck	Overall 2.09

Wins

Year	Player	Wins
1980	Kyle Dunning	North 8
1983	Jeff Reece	North 11
1985	John Sipple	North 10
1987	Jeff Otis	North 9
1993	Scott Christman	North 14
1994	Mason Smith	North 11
1996	Eric Lovinger	North 9
1998	Andrew Checketts	North 11

2005	Dallas Buck	Overall	12
2006	Dallas Buck	Overall	13
	Jonah Nickerson	Overall	13

Saves

Year	Player	Saves
1979	Bob Flynn	North 3
1981	Jim Grove	North 3
1997	Mike Boire	North 8
2002	Jared Sanders	Overall 9
2005	Kevin Gunderson	Overall 14
2006	Kevin Gunderson	Overall 20
2011	Tony Bryant	Overall 12

Complete Games

Year	Player	Complete Games
1983	Jeff Reece	North 7
1984	Scott Anderson	North 11
1988	Rod Scheckla	North 9
1989	Jeff Otis	North 7
1993	Scott Christman	North 7
1994	Mike Thurman	North 10
	Mason Smith	North 10
1996	Eric Lovinger	North 5
1997	Mark Newell	North 3
	Andrew Checketts	North 3
1998	Andrew Checketts	North 6
2001	Scott Nicholson	North 10

Innings Pitched

Year	Player	Innings Pitched
1982	Mike Gorman	North 92.0
1983	Jeff Reece	North 107.1
1984	Scott Anderson	North 108.1
1993	Scott Christman	North 110.2
1994	Mason Smith	North 120.2
1998	Andrew Checketts	North 86.0
2005	Dallas Buck	Overall 129.0
2006	Jonah Nickerson	Overall 136.2

Strikeouts

Year	Player	Strikeouts
1980	Mike Gorman	North 62
1982	Mike Gorman	North 84
1983	Jeff Reece	North 100
1984	Scott Anderson	North 98
1986	Dave Brundage	North 90
1989	Ken Nielson	North 94
1992	Scott Christman	North 98
1993	Scott Christman	North 119
1994	Mason Smith	North 115
1998	Chris Pine	North 104

Team Season Leaders

Batting Average

Year	Division/Overall	Average
1993	North	.311
1996	North	.306

Runs

Year	Division/Overall	Runs
2006	Overall	463

Hits

Year	Division/Overall	Hits
2006	Overall	684

Runs Batted In

Year	Division/Overall	Runs Batted In
2006	Overall	412

Doubles

Year	Division/Overall	Doubles
2006	Overall	125

Triples

Year	Division/Overall	Triples
2002	Overall	27

Home Runs

Year	Division/Overall	Home Runs
1982	North	40
1995	North	42

Stolen Bases

Year	Division/Overall	Stolen Bases
1980	North	98
1986	North	101

Walks

Year	Division/Overall	Walks
1980	North	286
1986	North	316
1997	North	293
1998	North	337
2006	Overall	315
2007	Overall	328
2011	Overall	258

Earned Run Average

Year	Division/Overall	ERA
1980	North	3.30
1986	North	3.51
1991	North	4.02
1994	North	3.37
1996	North	3.93
1997	North	4.10
2005	Overall	3.06
2006	Overall	3.41
2007	Overall	3.48

Wins

Year	Division/Overall	Wins
1986	North	39
1996	North	32
2005	Overall	46
2006	Overall	50

Saves

Year	Division/Overall	Saves
1978	North	7
1979	North	7
1980	North	9
1985	North	9
1997	North	11
2005	Overall	21
2006	Overall	21
2007	Overall	20
2011	Overall	19

Complete Games

Year	Division/Overall	Complete Games
1980	North	19
1991	North	17
1994	North	24
1996	North	10
1997	North	7
1998	North	8
2000	Overall	13
2001	Overall	17

Innings Pitched

Year	Division/Overall	Innings Pitched
2006	Overall	585.1
2007	Overall	600.2

Strikeouts

Year	Division/Overall	Strikeouts
1986	North	339

2012 OREGON STATE BASEBALL

YEARLY LEADERS

Year	Batting Average		At Bats		Hits		Runs	
	Player	Avg.	Player	AB	Player	Hits	Player	Runs
1967	Darryl Summerfield	.304	Lute Barnes	143	Darryl Summerfield	42		
1968	Lute Barnes	.340	Lute Barnes	147	Lute Barnes	50		
1969	Bob Beall	.313	Paul Doupe	138	Bob Beall	42	Bob Beall	27
1970	Mike Naylor	.218	Curt Daniels	108	Dave Wiggins	32	Bob Beall	24
1971	Dan Cunningham	.405	Dave Hummel	139	Dan Cunningham	53	Dan Cunningham	27
1972	Dan Cunningham	.323	Mel Cuckovich	134	Dan Cunningham	43	Mel Cuckovich/Doug Miller	20
1973	Dan Cunningham	.336	Ken Bailey	138	Dan Cunningham/Ken Bailey	44	Mel Cuckovich	24
1974	Rich Dodge	.309	Ramon Gonzalez	145	Rich Dodge	42	Rich Dodge	29
1975	Tom Simas	.371	Ramon Gonzalez	158	Tom Simas	53	Gonzalez/Simas/Wilkins	33
1976	Pete Rowe	.338	Jeff Doyle/Rob Drahn	171	Pete Rowe	53	Jeff Doyle	44
1977	Jeff Doyle	.350	Jeff Doyle	183	Jeff Doyle	64	Jeff Doyle	49
1978	Jerry Miller	.364	Jerry Miller	187	Jerry Miller	68	Jerry Miller	36
1979	Jerry Yung	.302	Bob McNair	146	Dave Backen/Jerry Yung	38	Dave Backen	24
1980	Bob McNair	.356	Bob McNair	188	Bob McNair	67	Steve Lyons	45
1981	Al Hunsinger	.346	Al Hunsinger	159	Al Hunsinger	55	Al Hunsinger	49
1982	Mickey Riley	.374	Mickey Riley	163	Mickey Riley	61	Jim Wilson	49
1983	Todd Thomas	.368	Todd Thomas	185	Todd Thomas	68	Todd Thomas	48
1984	Bryan Ganter	.307	Chris Newman	137	Bryan Ganter	39	Bryan Ganter	25
1985	David Brundage	.370	Ken Bowen	193	David Brundage	67	Gary Hamilton	44
1986	David Brundage	.366	David Brundage	202	David Brundage	74	David Brundage	55
1987	Randy Duke	.423	Ken Bowen	171	Ken Bowen	69	Ken Bowen	50
1988	Jeff Brauning	.341	Jeff Brauning	176	Jeff Brauning	60	Jeff Brauning	49
1989	Ben Johnson	.342	Jeff Brauning	206	Jeff Brauning	70	Jeff Brauning/Scott Sanders	41
1990	R.A. Neitzel	.355	R.A. Neitzel	211	R.A. Neitzel	75	R.A. Neitzel	49
1991	Kevin Hooker	.328	Paul Sanders	168	Aaron Anderson	49	Dave Schoppe	36
1992	Jason Akina	.333	David Anderson	193	David Anderson	60	David Anderson	46
1993	A.J. Marquadt	.376	A.J. Marquadt	194	A.J. Marquadt	73	Jim Champion	42
1994	A.J. Marquadt	.367	Scott Hardin	205	Todd Black	60	Scott Hardin	38
1995	David Schmidt	.320	Scott Hardin	198	Scott Hardin/Pat Meiwes	53	Scott Hardin/Kevin Hooker	39
1996	Chris Wakeland	.368	Ryan McDonald	201	Ryan McDonald	71	Chris Wakeland	51
1997	Jason Stranberg	.397	Ryan Lipe	200	Ryan Lipe/Jason Stranberg	69	Jason Stranberg	67
1998	Joe Gerber	.377	Ben Bertrand	190	Ben Bertrand	67	Ben Bertrand	49
1999	Joe Gerber	.387	Troy Schader	211	Joe Gerber	74	Corrie Wilkie	46
2000	Drew Hedges	.371	Joe Gerber	210	Joe Gerber	74	Brian Barden	50
2001	Chris Biles	.395	Brian Barden	226	Brian Barden	83	Brian Barden	51
2002	Brian Barden	.349	Brian Barden	232	Brian Barden	81	Seth Pietsch	51
2003	Tony Calderon	.362	Seth Pietsch	224	Seth Pietsch	78	Jacoby Ellsbury	56
2004	Jacoby Ellsbury	.352	Aaron Matthews	227	Aaron Matthews	74	Jacoby Ellsbury	56
2005	Jacoby Ellsbury	.406	Jacoby Ellsbury	244	Jacoby Ellsbury	99	Jacoby Ellsbury	56
2006	Cole Gillespie	.374	Darwin Barney	261	Cole Gillespie	89	Cole Gillespie	83
2007	Mitch Canham	.326	Darwin Barney	278	Darwin Barney	84	Chris Hopkins	57
2008	Ryan Ortiz	.351	Jason Ogata	206	Ryan Ortiz	66	Daniel Robertson	44
2009	Ryan Ortiz	.352	Stefen Romero	223	Ryan Ortiz	76	Ryan Ortiz	55
2010	Adalberto Santos	.336	Adalberto Santos	217	Adalberto Santos	73	Adalberto Santos	48
2011	Jake Rodriguez	.320	Kavin Keyes	182	Kavin Keyes	55	Andrew Susac	31

Year	Doubles		Triples		Home Runs		Runs Batted In	
	Player	2B	Player	3B	Player	HR	Player	RBI
1967	Darryl Summerfield	8	Steve Crow/Darryl Summerfield	3	Bill Bonser/Steve Renne	5	Tom Jones	25
1968	Larry Rich/Darryl Summerfield	6	Lute Barnes	5	Darryl Summerfield	6	Tom Jones	23
1969	Bob Beall	9	Tom Shoup	4	Bob Beall	3	Bob Beall	22
1970	Dave Wiggins	7	Bob Beall/Jim Beall/Mike Keck	3	Bob Beall	4	Bob Beall	16
1971	Doug Miller	8	Mike Naylor	4	Mel Cuckovich/Dan Cunningham	2	Dave Hummel	23
1972	Dan Cunningham	7	5 Tied	2	Bruce Jackson/Doug Miller	2	Doug Miller	18
1973	Dan Cunningham	9	Larry Buehler/Dan Cunningham	2	Bruce Jackson	4	Bruce Jackson	25
1974	Rob Drahn/Bruce Jackson	7	R. Dodge/B. Martinez/R. Plante	2	Bill Martinez	4	Bill Martinez	24
1975	Rob Drahn/Tom Simas	8	Ramon Gonzalez	2	Bill Martinez	4	Bill Martinez	35
1976	Pete Rowe	12	Jeff Doyle	3	Steve Wilkins	6	Rob Drahn	40
1977	Jeff Doyle	12	Jeff Doyle	6	Rich Dodge	7	Pete Rowe	44
1978	Bob McNair	15	Jeff Boyd/Steve Rudolph	2	Bob McNair	10	Bob McNair	46
1979	Dave Gassaway	9	Bob McNair	4	D. Gassaway/S. Lyons/B. McNair	3	Steve Lyons	34
1980	Bob McNair	11	Dave Backen	5	Bob McNair	14	Bob McNair	59
1981	Mickey Riley	12	Todd Thomas	3	Al Hunsinger	15	Al Hunsinger	54
1982	Jim Wilson	10	Todd Thomas	4	Jim Wilson	21	Jim Wilson	62
1983	Mike Strutton/Todd Thomas	7	Todd Thomas	6	Steve Smith	12	Chris Newman/Steve Smith	37
1984	Chris Newman	8	Randy Duke	3	Chris Newman	5	Lindsey Johnson	21
1985	Ken Bowen/Quinn Williams	14	David Brundage	3	Gary Hamilton/Mel Mallinak	7	Ken Bowen	44
1986	David Brundage/Tim Lambert	12	D. Brundage/B. Ganter/T. Lambert	3	David Brundage	8	Keith Krafve	46

2012 OREGON STATE BASEBALL

YEARLY LEADERS

Year	Doubles		Triples		Home Runs		Runs Batted In	
	Player	2B	Player	3B	Player	HR	Player	RBI
1987	Ken Bowen/Randy Duke	16	Randy Duke/Troy Haugen	2	Ken Bowen/Bryan Ganter	9	Ken Bowen	51
1988	Jeff Brauning	13	Troy Haugen	3	Jeff Brauning	6	Lance Rice	47
1989	Jeff Brauning	18	Scott Sanders	4	Haugen/Sanders/Schoppe	3	Jeff Brauning/Brent Hahn	38
1990	Paul Sanders	15	Dave Schoppe	4	Larry Vladic	7	Larry Vladic	38
1991	Paul Sanders	11	Stacey Ayers/Dave Schoppe	3	Dave Schoppe	5	Aaron Anderson	37
1992	David Anderson	15	David Anderson	5	David Anderson	4	Jamie Burke	36
1993	A.J. Marquadt	19	Brent Watts	4	Jim Champion	10	A.J. Marquadt	40
1994	Marc Malloy/Brent Watts	17	Todd Black/Jim Champion	4	Marc Malloy	7	Marc Malloy	39
1995	Kevin Hooker/Pat Meiwes	12	Chris Wakeland	3	David Schmidt	8	Pat Meiwes	39
1996	Chris Wakeland	17	Chris Wakeland	3	David Schmidt	12	Chris Wakeland	49
1997	Mike Leone/Abino Vazquez	11	Abino Vazquez	7	Ben Bertrand	10	Ryan Lipe	54
1998	Ben Bertrand	14	Ben Bertrand/Rob Colley	2	Joe Gerber	11	Rob Colley	62
1999	Troy Schader	18	Eric Stark	3	Joe Gerber	13	Joe Gerber	57
2000	Joe Gerber	19	Drew Hedges	3	Zach Gordon	11	Joe Gerber	67
2001	Josh Carter	18	Eric Stark	4	Andy Jarvis	12	Brain Barden	55
2002	Seth Pietsch	24	Seth Pietsch	6	Andy Jarvis	11	Brian Barden	50
2003	Tony Calderon	24	Seth Pietsch	4	Seth Pietsch	12	Andy Jarvis	49
2004	Shea McFeely	14	Aaron Matthews	6	Mike Lissman/Aaron Matthews	8	Aaron Matthews	49
2005	Jacoby Ellsbury	19	Jacoby Ellsbury	3	Mitch Canham	8	Andy Jenkins	56
2006	Cole Gillespie	25	Shea McFeely	6	Cole Gillespie	13	Cole Gillespie	57
2007	Darwin Barney	20	John Wallace/Chris Hopkins	3	Canham/Lissman/Lennerton	10	Mike Lissman	61
2008	Ryan Ortiz	16	Lonnie Lechelt	4	Jordan Lennerton	6	Ryan Ortiz	55
2009	Stefen Romero	18	Joey Wong/Stefen Romero	3	Ryan Ortiz/Stefen Romero	5	Stefen Romero	51
2010	Santos/Folsom	15	Adalberto Santos	4	Stefen Romero	13	Stefen Romero	41
2011	Carter Bell/Parker Berberet	12	Andrew Susac	4	Andrew Susac/Parker Berberet	5	Parker Berberet	39

Year	Walks		Total Bases		Slugging Percentage		Stolen Bases	
	Player	BB	Player	TB	Player	Slg.	Player	SB
1967			Darryl Summerfield	62	Darryl Summerfield	.449	Lute Barnes/Bob Kaiser	7
1968			Lute Barnes	63	Lute Barnes	.429	Lute Barnes	16
1969	Bob Beall	39	Bob Beall	64	Bob Beall	.478	Bob Beall	11
1970	Bob Beall	34	Dave Wiggins	46	Dave Wiggins	.474	Bob Beall	7
1971	Doug Miller	24	Dan Cunningham	66	Dan Cunningham	.503	Doug Miller	7
1972	Doug Miller	26	Dan Cunningham	52	Dan Cunningham	.391	Mel Cuckovich	6
1973	Ty Gorton	24	Dan Cunningham	57	Dan Cunningham	.435	Ken Bailey	10
1974	Rich Dodge	17	Bill Martinez	60	Bill Martinez	.420	Rich Dodge	10
1975	Steve Wikins	21	Ramon Gonzalez	65	Tom Simas	.447	Ramon Gonzalez	11
1976	Jeff Doyle	45	Pete Rowe	79	Pete Rowe	.503	Jeff Doyle	24
1977	Rich Dodge	48	Jeff Doyle	103	Jeff Doyle	.563	Jeff Doyle	26
1978	Rich Harper	29	Bob McNair	102	Bob McNair	.586	Jerry Miller/Steve Rudolph	6
1979	Steve Lyons	30	Bob McNair	53	Dave Backen	.386	Bob Webster	10
1980	Steve Lyons	36	Bob McNair	124	Bob McNair	.660	Steve Lyons	25
1981	Al Hunsinger	35	Al Hunsinger	114	Al Hunsinger	.717	Todd Thomas	17
1982	Mickey Riley	36	Jim Wilson	126	Jim Wilson	.829	Mickey Riley	19
1983	Mickey Riley	35	Steve Smith	97	Chris Newman	.628	Todd Thomas	21
1984	Fasel/Newman/Syverson	21	Chris Newman	63	Chris Newman	.460	Mike Strutton	14
1985	Ken Bowen/Quinn Williams	35	David Brundage	95	David Brundage	.525	Quinn Williams	13
1986	Ken Bowen/David Brundage	40	David Brundage	116	David Brundage	.574	David Brundage	29
1987	Ken Bowen	34	Ken Bowen	114	Ken Bowen	.667	Bryan Ganter	16
1988	Lance Rice	42	Jeff Brauning	93	Jeff Brauning	.528	Scott Sanders	14
1989	Ben Johnson	47	Jeff Brauning	97	Scott Sanders	.481	Jeff Brauning	28
1990	Paul Sanders	29	R.A. Neitzel	102	Larry Vladic	.500	R.A. Neitzel	20
1991	Dave Schoppe	30	Dave Schoppe	78	Dave Schoppe	.494	David Anderson	13
1992	Jason Akina	34	David Anderson	97	David Anderson	.503	David Anderson	19
1993	Jamie Burke	31	A.J. Marquadt	116	A.J. Marquadt	.598	Jon Yonemitsu	15
1994	Todd Black	28	Marc Malloy	95	A.J. Marquadt	.547	Scott Hardin	23
1995	Kevin Hooker	32	Pat Meiwes	86	David Schmidt	.547	Scott Hardin	12
1996	David Schmidt	30	Chris Wakeland	117	Chris Wakeland	.643	Ryan Hiltz/Ryan McDonald	7
1997	Jason Stranberg	39	Ben Bertrand	110	Ben Bertrand	.647	Jason Stranberg	16
1998	Ben Bertrand	41	Ben Bertrand	115	Joe Gerber	.713	Jason Stranberg	16
1999	Drew Hedges	33	Joe Gerber	128	Joe Gerber	.670	Bryan Ingram/Eric Stark	6
2000	Joe Gerber	40	Joe Gerber	120	Drew Hedges	.600	Eric Stark	11
2001	Eric Stark	32	Brian Barden	122	Chris Biles	.605	Eric Stark	10
2002	Will Hudson	34	Brian Barden	125	Seth Pietsch	.605	Aaron Matthews	10
2003	Chris Kunda	32	Seth Pietsch	133	Seth Pietsch	.594	Jacoby Ellsbury	14
2004	Shea McFeely	40	Aaron Matthews	123	Mike Lissman	.568	Jacoby Ellsbury	20
2005	Jacoby Ellsbury	36	Jacoby Ellsbury	142	Jacoby Ellsbury	.582	Jacoby Ellsbury	26
2006	Cole Gillespie	46	Cole Gillespie	163	Cole Gillespie	.685	Darwin Barney	16

2012 OREGON STATE BASEBALL

YEARLY LEADERS

Year	Walks		Total Bases		Slugging Percentage		Stolen Bases	
	Player	BB	Player	TB	Player	Slg.	Player	SB
2007	Mitch Canham	39	Darwin Barney	123	Jordan Lennerton	.539	Chris Hopkins	17
2008	Ryan Ortiz	29	Ryan Ortiz	99	Lonnie Lechelt	.530	John Wallace	9
2009	John Wallace	41	Ryan Ortiz	110	Ryan Ortiz	.509	Adalberto Santos	15
2010	Adalberto Santos	36	Adalberto Santos	126	Stefen Romero	.603	Adalberto Santos	20
2011	Danny Hayes	31	Andrew Susac/Parker Berberet	74	Andrew Susac	.525	Garrett Nash	8

Year	Wins		Winning Percentage		Saves		Earned Run Average	
	Player	W	Player	Win Pct.	Player	SV	Player	ERA
1967	Jack Humphrey	7-2	Jack Humphrey	.778 (7-2)			Jack Humphrey	1.53
1968	Ken Forsch	8-3	Ken Forsch	.727 (8-3)			Ken Forsch	1.92
1969	Tony Perry	5-4	Tony Perry	.556 (5-4)			Greg Lebeck	2.67
1970	Jerry Johnson	7-0	Jerry Johnson	1.000 (7-0)			Jerry Johnson	1.91
1971	Greg Lebeck	4-2	Greg Lebeck	.667 (4-2)			Greg Lebeck	2.88
1972	Jurgenson/Swedberg	3-5/3-0	Steve Swedberg	1.000 (3-0)			Greg Jurgenson	3.01
1973	Gail Meier	4-1	Gail Meier	.800 (4-1)			Joel McCowan	2.88
1974	Greg Jurgenson	5-3	Greg Jurgenson	.625 (5-3)			Greg Jurgenson	2.41
1975	Ken Noble	6-2	Ken Noble	.750 (6-2)			Tom Chamberlain	2.62
1976	Ken Noble	9-4	Tom Chamberlain	.833 (5-1)	Scott Anderson/Pat Barry	1	Ken Noble	1.26
1977	Anderson/Noble	9-2/9-6	Scott Anderson	.818 (9-2)	Mike Paul	3	Pat Barry	2.11
1978	Ken Noble	6-5	Eric Sallee	.833 (5-1)	Pat Barry/Bruce Plato	1	Pat Barry/Bob Flynn	2.25
1979	Bob Flynn/Mark Niles	6-5	Bob Flynn/Mark Niles	.545 (6-5)	Bob Flynn	3	Lou Tanselli	1.75
1980	Kyle Dunning	8-2	Kyle Dunning	.800 (8-2)	Kyle Dunning/Ken West	2	John Collins	2.50
1981	Mike Gorman	8-3	John Collins	.778 (7-2)	Jim Grove	3	John Collins	3.53
1982	Mike Gorman	9-2	Mike Gorman	.818 (9-2)	Jim Grove	5	Mike Gorman	2.93
1983	Jeff Reece	11-3	Jeff Reece	.786 (11-3)	4 Tied	1	Jeff Reece	3.10
1984	Scott Anderson	8-6	Jeff Rushing	.857 (6-1)	Ron Daulton	3	Scott Anderson	1.66
1985	John Sipple	10-2	Ron Daulton	1.000 (4-0)	4 Tied	2	Chris Payne	3.78
1986	Brundage/Sipple	8-4/8-3	Jeff Otis	1.000 (4-0)	Tim Lambert	4	Bryce Hulstrom	2.51
1987	Jeff Otis	9-4	Rod Scheckla	.727 (8-3)	Tim Lambert/Mark Shaffer	1	Jeff Otis	2.88
1988	Rod Scheckla	10-6	John Sipple	.667 (6-3)	Lance Rice	3	John Sipple	1.82
1989	Kent Nielson/Jeff Otis	7-5	Lance Donaly	.800 (4-1)	Dave Schoppe	3	Jeff Otis	3.22
1990	Jeff Post	10-4	Craig McCarthy	.800 (4-1)	Jeff Post	4	Jeff Post	1.96
1991	Jeff Post	7-1	Jeff Post	.875 (7-1)	Scott Christman/Dave Schoppe	1	Mason Smith	3.17
1992	Jeff Post	8-8	Scott Christman	.545 (6-5)	Scott Christman	3	Scott Christman	3.50
1993	Scott Christman	14-1	Scott Christman	.933 (14-1)	Scott Morrison	1	Scott Christman	2.20
1994	Mason Smith	11-3	Mason Smith	.786 (11-3)	Eric Lovinger	4	Mason Smith	2.39
1995	Kevin Hooker	7-2	Kevin Hooker	.778 (7-2)	Brian Masewicz	3	Eric Lovinger	4.12
1996	Eric Lovinger	9-2	Eric Lovinger	.818 (9-2)	Mark Newell	3	Chris Pine	2.77
1997	Mark Newell	8-0	Mark Newell	1.000 (8-0)	Mike Boire	8	Mark Newell	2.12
1998	Andrew Checketts	11-1	Andrew Checketts	.917 (11-1)	Matt Balie	3	Andrew Checketts	3.77
1999	B.R. Cook	6-9	B.R. Cook	.400 (6-9)	Travis Rainwater	2	B.R. Cook	5.44
2000	Scott Nicholson	8-7	Mark Newell	.545 (6-5)	Nick Renault	2	Scott Nicholson	4.72
2001	Scott Nicholson	11-2	Scott Nicholson	.846 (11-2)	Stephen Copeland	5	Scott Nicholson	3.58
2002	Ben Rowe	7-5	Ty Kline	.857 (6-1)	Jared Sanders	9	Ty Kline	3.68
2003	Jake Postlewait	5-1	Jake Postlewait	.833 (5-1)	Andy Baldwin	4	Jake Postlewait	3.43
2004	Jake Postlewait	11-3	Jake Postlewait	.786 (11-3)	Dallas Buck	6	Kevin Gunderson	2.90
2005	Dallas Buck	12-1	Dallas Buck	.923 (12-1)	Kevin Gunderson	14	Dallas Buck	2.09
2006	Buck/Nickerson	13-3/13-4	Eddie Kunz	.833 (5-1)	Kevin Gunderson	20	Jonah Nickerson	2.24
2007	Mike Stutes	12-4	Daniel Turpen	.909 (10-1)	Eddie Kunz	12	Eddie Kunz	2.91
2008	Grbavac/Stutes/Reyes	4	Mark Grbavac	.800 (4-1)	Kevin Rhoderick	12	Greg Peavey	4.96
2009	Sam Gaviglio	10-1	Sam Gaviglio	.909 (10-1)	Kevin Rhoderick	9	Sam Gaviglio	2.73
2010	Matt Boyd	7-1	Matt Boyd	.875 (7-1)	Kevin Rhoderick	4	Matt Boyd	1.90
2011	Sam Gaviglio	12-3	Sam Gaviglio	.800 (12-3)	Tony Bryant	12	Tony Bryant	1.52

Year	Strikeouts		Innings Pitched		Complete Games		Shutouts	
	Player	SO	Player	IP	Player	CG	Player	SHO
1967	Ken Forsch	63	Ken Forsch	59.1	Jack Humphrey	3	Jack Humphrey	2
1968	Ken Forsch	121	Ken Forsch	98.0	Ken Forsch	4	Ken Forsch	1
1969	Tony Perry	79	Tony Perry	82.2	Greg Lebeck/Tony Perry	3	None	
1970	Jerry Johnson	54	Jerry Johnson	61.1	Mike Keck	3	Bob Beall/Jerry Johnson	1
1971	Wayne Burns	33	Bob Martin	56.0	Keith Gentz	3	Wayne Burns	1
1972	Greg Jurgenson	50	Greg Jurgenson	74.2	Burns/Jurgenson/Myrhe	1	None	
1973	Gail Meier	47	Gail Meier	73.0	Greg Jurgenson	4	None	
1974	Greg Jurgenson	40	Greg Jurgenson	67.1	Greg Jurgenson	7	Greg Jurgenson	1
1975	T. Chamberlain/K. Noble	48	Ken Noble	72.0	Gail Meier/Ken Noble	4	Gail Meier/Charlie Schlottman	1
1976	Gail Meier	69	Ken Noble	99.2	Ken Noble	9	Ken Noble	3
1977	Scott Anderson	76	Ken Noble	95.1	Scott Anderson	6	Ken Noble	1
1978	Eric Sallee	52	Eric Sallee	93.1	Eric Sallee	7	Pat Barry/Bruce Plato	1
1979	Mark Niles	54	Mark Niles	89.1	Mark Niles	7	Bob Flynn/Mark Niles	2

2012 OREGON STATE BASEBALL

YEARLY LEADERS

Year	Strikeouts		Innings Pitched		Complete Games		Shutouts	
	Player	SO	Player	IP	Player	CG	Player	SHO
1980	Mike Gorman	62	Kyle Dunning	93.0	Kyle Dunning	6	Dunning/Gorman/Tanselli	1
1981	Jeff Reece	58	John Collins	76.2	John Collins	5	Collins/Dunning/Reece	1
1982	Mike Gorman	84	Mike Gorman	92.0	Mike Gorman	5	None	
1983	Jeff Reece	100	Jeff Reece	107.1	Jeff Reece	7	Jeff Reece	1
1984	Scott Anderson	98	Scott Anderson	108.1	Scott Anderson	11	None	
1985	John Sipple	75	John Sipple	103.2	David Brundage/John Sipple	4	4 Tied	1
1986	Bryce Hulstrom	81	Bryce Hulstrom	96.2	David Brundage	5	Bryce Hulstrom/John Sipple	2
1987	Jeff Otis	70	Jeff Otis	97.0	Jeff Otis	6	Jeff Otis	3
1988	Rod Scheckla	68	Rod Scheckla	104.1	Rod Scheckla	9	John Sipple	4
1989	Kent Nielson	94	Kent Nielson	96.0	Jeff Otis	7	None	
1990	Craig McCarthy	52	Jeff Post	82.2	Jeff Post	4	Jeff Post	2
1991	Jeff Smith	74	Jeff Smith	92.2	Dave Schoppe	5	Jeff Smith	2
1992	Scott Christman	98	Jeff Post	107.2	Scott Christman	5	Jeff Post	2
1993	Scott Christman	119	Scott Christman	110.2	Scott Christman	9	Scott Christman	3
1994	Mason Smith	115	Mason Smith	120.2	Mason Smith/Mike Thurman	10	Mason Smith/Mike Thurman	2
1995	Kevin Hooker	59	Jeremy Beard	91.0	Kevin Hooker	6	Beard/Hooker/Lovinger	1
1996	Andrew Checketts	61	Eric Lovinger	82.1	Eric Lovinger	5	Chris Pine	2
1997	Mark Newell	69	Mark Newell	72.1	Andrew Checketts/Mark Newell	3	None	
1998	Chris Pine	104	Andrew Checketts	86.0	Andrew Checketts	6	Brody Percell	1
1999	B.R. Cook	92	B.R. Cook	101.0	B.R. Cook	4	B.R. Cook	1
2000	Scott Nicholson	83	Scott Nicholson	106.2	Thad Johnson/Scott Nicholson	5	Mark Newell	1
2001	Thad Johnson	87	Scott Nicholson	130.2	Scott Nicholson	10	Scott Nicholson	3
2002	Mark McLemore	48	Stephen Copeland	96.2	Ben Rowe	2	None	
2003	Ben Rowe	45	Ben Rowe	83.2	Ben Rowe	2	None	
2004	Dallas Buck	57	Jake Postlewait	94.1	Jonah Nickerson/Jake Postlewait	1	None	
2005	Dallas Buck	118	Dallas Buck	129.0	Dallas Buck	2	Dallas Buck	1
2006	Jonah Nickerson	131	Jonah Nickerson	136.2	Jonah Nickerson	3	Jonah Nickerson	1
2007	Mike Stutes	129	Mike Stutes	132.2	None		None	
2008	Mike Stutes	81	Mike Stutes	88.0	Mike Stutes	1	None	
2009	Tyler Waldron	70	Tyler Waldron	93.1	Gaviglio/Waldron/Reyes	1	Sam Gaviglio	1
2010	Tanner Robles	75	Greg Peavey	99.0	Greg Peavey	2	Greg Peavey	1
2011	Sam Gaviglio	116	Sam Gaviglio	120.2	Sam Gaviglio	4	Sam Gaviglio	2

Oregon State By Month/Situation (Since 1982)

Year	January	February	March	April	May	June	Day	Night	Home	Road	Neutral	Overall
1982	--	--	8-5	15-3	6-7	--	26-15	3-0	15-2	14-10	0-3	29-15
1983	--	--	4-5	11-8	12-4	--	27-16	0-1	14-3	13-11	0-3	27-17
1984	--	--	6-9	10-7	6-7	--	21-22	1-1	8-6	7-8	7-9	22-23
1985	--	--	13-3	13-9	8-5	--	31-16	3-1	14-5	10-12	10-0	34-17
1986	--	--	8-7	19-2	12-6	--	36-11	3-4	14-1	14-8	11-6	39-15
1987	--	2-1	8-3	17-5	4-6	--	30-15	1-0	13-4	14-7	4-4	31-15
1988	--	--	10-7	11-8	9-4	--	29-17	1-2	14-5	12-9	4-5	30-19
1989	--	--	5-11	12-8	10-4	--	22-20	5-3	12-5	13-12	2-6	27-23
1982-1989	--	2-1	62-50	108-50	67-43	--	222-156	17-12	104-30	97-78	38-36	239-144
1990	--	0-6	7-6	14-6	9-4	--	30-17	0-5	15-4	11-14	4-4	30-22
1991	--	0-1	7-9	13-7	8-3	--	26-18	2-5	14-3	9-11	5-6	28-20
1992	--	3-3	9-8	7-12	4-7	--	22-30	1-0	10-10	8-16	5-4	23-30
1993	--	2-2	10-6	10-4	10-6	--	30-17	1-1	15-3	11-11	5-4	31-18
1994	--	2-0	12-8	11-6	10-2	--	35-14	0-2	16-4	13-8	6-4	35-16
1995	--	5-0	8-8-1	7-11	6-4	--	24-23-1	1-1	15-5	7-14-1	3-5	25-24-1
1996	--	6-2-1	11-4	9-8	7-2	--	32-16-1	0-0	13-3	11-12-1	8-1	32-16-1
1997	--	7-5-1	9-1	13-5	9-1	--	33-10-1	5-2	16-4	19-7-1	3-1	38-12-1
1998	--	6-3	9-4-1	16-4	4-3	--	35-12-1	0-2	20-4	11-9-1	4-1	35-14-1
1999	--	7-9	3-10	5-8	4-4	--	18-29	1-6	6-9	7-19	6-7	19-35
1990-1999	--	38-31-2	85-54	105-71	71-36	--	285-183-4	11-24	140-49	107-121-4	49-37	296-207-4
2000	--	5-6	10-5	10-8	3-8	--	27-23	1-4	13-10	9-12	6-5	28-27
2001	--	7-5	12-6	9-7	3-6	--	29-18	2-6	18-7	7-14	6-3	31-24
2002	0-1	6-5	11-4	10-5	4-8	--	29-18	2-5	18-9	7-14	6-0	31-23
2003	--	7-6	6-7	6-9	6-6	--	19-20	6-8	9-12	9-10	7-6	25-28
2004	--	8-1	9-6	10-5	4-10	--	27-15	4-7	9-11	14-9	8-2	31-22
2005	--	9-1	12-3	10-4	10-1	5-3	30-10	16-2	26-5	15-4	5-3	46-12
2006	--	6-4	11-4	15-2	7-4	11-2	28-10	22-6	27-4	13-8	10-4	50-16
2007	4-0	7-2	12-3	11-4	4-8	11-1	34-10	15-8	17-7	21-8	11-3	49-18
2008	--	2-2	12-6	6-8	8-8	--	17-19	11-5	14-7	9-14	5-3	28-24
2009	--	3-2	12-4	10-5	12-8	--	22-10	15-9	17-5	8-10	12-4	37-19
2000-2009	4-1	60-34	107-48	97-57	61-67	27-6	262-153	94-60	168-77	112-103	76-33	356-213
2010	--	5-2	11-3	4-10	10-7	1-2	18-14	14-10	21-11	7-11	4-2	32-24
2011	--	5-3	13-3	14-2	6-9	3-2	26-10	15-9	23-7	12-11	6-1	41-19

2012 OREGON STATE BASEBALL

YEARLY OREGON STATE STATISTICS

Oregon State Team Year-By-Year Statistics

Year	W-L	PCT	AVG	AB	R	H	2B	3B	HR	RBI	TB	SLG	BB	SB	ERA	SV	SO	IP	CG	SHO
1967	25-13	.658	.270	1154	-	312	43	14	19	143	440	.381	-	40	2.60	-	234	311.2	5	5
1968	23-13	.635	.259	1219	-	315	32	16	16	154	427	.350	-	57	3.76	-	284	316.0	6	3
1969	17-20	.460	.243	1268	164	309	53	13	7	135	409	.323	180	27	3.76	-	258	330.1	8	2
1970	19-15	.559	.247	1079	155	266	44	14	8	132	362	.335	146	33	3.50	-	213	287.2	9	6
1971	18-17	.514	.279	1163	197	324	42	13	4	158	404	.347	174	28	4.22	-	181	298.2	9	2
1972	13-24	.351	.254	1129	150	312	44	16	5	130	403	.357	162	28	4.31	-	225	317.1	3	1
1973	15-20	.431	.253	1180	181	298	39	10	7	143	378	.320	164	34	4.34	-	242	291.0	7	1
1974	16-23	.410	.267	1275	207	340	43	10	12	181	444	.348	151	34	4.11	-	196	319.1	19	1
1975	28-10	.731	.300	1312	275	394	52	7	15	239	505	.385	199	43	3.19	-	218	339.0	16	3
1976	31-15	.674	.272	1502	281	408	63	14	24	240	571	.380	258	75	2.80	2	291	392.0	23	8
1977	31-17	.646	.280	1563	301	438	77	14	20	268	603	.386	259	72	3.05	9	277	406.2	16	4
1978	22-22	.500	.270	1471	255	397	69	9	23	227	553	.376	222	40	3.58	2	206	385.0	17	2
1979	21-25	.457	.255	1280	209	326	54	10	14	185	442	.345	212	60	2.96	7	202	340.0	16	5
1980	33-16	.673	.285	1516	355	432	80	14	40	312	660	.435	286	98	3.30	7	232	400.1	19	5
1981	29-14	.670	.292	1428	321	417	85	12	37	287	637	.446	249	77	4.46	9	228	363.0	13	4
1982	29-15	.659	.286	1390	308	398	64	13	40	267	608	.437	242	63	4.24	7	227	358.1	12	0
1983	27-17	.614	.306	1452	333	444	57	20	35	275	646	.445	248	85	4.67	4	262	366.1	14	4
1984	22-23	.489	.253	1427	210	361	57	12	14	181	484	.339	198	38	4.74	4	281	377.2	19	0
1985	34-17	.667	.307	1645	379	505	98	7	33	341	716	.435	273	51	4.92	10	292	315.0	11	4
1986	39-15	.722	.293	1775	375	520	79	13	32	330	721	.406	316	101	3.51	9	339	459.1	17	4
1987	31-15	.674	.293	1538	354	450	108	8	42	306	700	.455	238	48	4.54	2	237	382.2	11	6
1988	30-19	.612	.293	1612	333	473	80	15	29	304	670	.416	272	61	4.71	8	252	414.2	17	5
1989	27-23	.540	.280	1644	335	461	82	15	15	288	627	.381	297	71	4.63	6	274	415.2	13	0
1990	30-22	.577	.306	1772	329	542	108	16	22	287	748	.422	176	73	4.38	13	312	435.1	8	4
1991	28-20	.583	.272	1542	290	419	61	12	20	249	564	.366	214	53	4.02	2	232	405.2	17	5
1992	23-30	.434	.271	1681	302	455	87	18	24	266	650	.387	251	69	4.85	5	299	451.0	13	2
1993	31-18	.633	.311	1674	365	521	89	19	23	315	717	.428	205	61	4.42	1	362	424.0	22	8
1994	35-16	.686	.272	1649	277	449	82	18	24	231	639	.388	204	71	3.37	7	347	435.0	24	5
1995	25-24	.510	.263	1594	285	419	70	7	43	253	629	.395	200	23	4.42	7	263	407.1	13	3
1996	32-16	.663	.306	1680	381	514	89	10	39	334	740	.440	247	49	3.93	7	288	419.0	10	3
1997	38-12	.755	.327	1780	504	582	92	20	57	455	885	.497	293	46	4.10	11	355	426.0	7	0
1998	35-14	.710	.318	1720	438	547	92	7	60	408	833	.484	337	45	5.20	6	421	426.0	8	3
1999	19-35	.352	.292	1903	353	556	118	5	40	320	804	.422	265	23	7.37	7	343	465.0	6	1
2000	28-27	.509	.310	1891	420	586	111	13	58	383	897	.474	264	39	6.00	3	334	472.2	13	1
2001	31-24	.564	.315	1960	400	618	107	15	53	366	914	.461	193	44	5.85	6	302	480.0	17	4
2002	31-23	.574	.302	1892	382	572	109	27	54	348	897	.474	222	48	5.60	14	252	477.2	2	2
2003	25-28	.472	.305	1885	382	575	123	18	45	330	869	.461	330	49	6.34	13	285	465.1	3	4
2004	31-22	.585	.293	1849	374	541	82	15	48	325	797	.431	270	54	4.67	13	344	466.1	2	2
2005	46-12	.793	.316	2005	422	634	109	11	39	393	882	.440	287	85	3.06	21	463	517.0	4	3
2006	50-16	.758	.302	2264	463	684	125	31	36	412	979	.432	315	79	3.41	21	461	585.1	4	8
2007	49-18	.731	.287	2297	456	659	128	14	46	404	953	.415	328	76	3.48	20	477	600.2	0	0
2008	28-24	.519	.292	1828	352	534	103	15	37	320	778	.426	257	46	5.29	15	397	460.2	1	2
2009	37-19	.660	.278	1870	382	520	88	15	23	344	707	.378	304	53	3.93	13	431	499.1	3	3
2010	32-24	.571	.267	1873	313	500	115	8	44	287	763	.407	233	44	4.19	12	408	505.1	2	4
2011	41-19	.683	.267	1960	337	523	114	14	31	307	758	.387	258	51	3.14	19	443	532.2	6	6

2012 OREGON STATE BASEBALL

HOME/ROAD/NEUTRAL STATISTICS

Oregon State Home Statistics

Since 1999

Year	W-L	PCT	AVG	AB	R	H	2B	3B	HR	RBI	TB	SLG	BB	SB	ERA	SV	SO	IP	CG	SHO
1999	6-9	.400	.299	535	115	160	33	4	21	105	264	.493	74	2	7.73	2	104	135.0	1	0
2000	13-10	.565	.313	772	181	242	45	5	26	169	375	.486	128	18	5.66	1	151	205.0	6	0
2001	18-7	.720	.321	869	182	279	51	5	28	168	424	.488	81	21	3.60	2	153	225.0	9	3
2002	18-9	.667	.297	893	186	265	50	13	30	168	431	.483	99	19	4.88	9	142	240.0	1	2
2003	9-12	.428	.299	732	130	219	42	9	22	118	345	.471	87	19	5.54	4	118	190.0	2	1
2004	9-11	.450	.288	674	139	194	30	5	23	122	303	.450	97	11	5.87	2	124	178.0	2	1
2005	26-5	.838	.317	1037	229	329	52	5	24	209	463	.446	153	54	3.32	11	244	279.1	3	0
2006	27-4	.870	.312	1045	244	326	56	11	17	221	455	.435	165	44	2.53	11	241	281.0	2	5
2007	17-7	.708	.243	758	129	184	40	5	17	115	285	.376	103	28	2.81	7	179	218.0	0	3
2008	14-7	.667	.285	699	127	199	45	3	12	116	286	.409	117	21	3.74	8	184	195.0	1	1
2009	17-5	.772	.279	714	153	199	37	5	12	140	282	.395	107	21	2.87	4	177	201.0	1	2
2010	21-11	.656	.272	1066	197	290	70	6	29	181	459	.431	147	28	3.65	6	250	298.2	2	2
2011	23-7	.740	.293	953	198	279	64	6	16	197	403	.423	122	35	2.92	9	232	268.0	3	2

Oregon State Road Statistics

Since 1999

Year	W-L	PCT	AVG	AB	R	H	2B	3B	HR	RBI	TB	SLG	BB	SB	ERA	SV	SO	IP	CG	SHO
1999	7-19	.269	.296	908	154	269	61	1	15	141	377	.415	123	17	7.84	2	152	214.2	4	0
2000	9-12	.428	.296	753	148	223	40	6	24	134	347	.461	83	12	6.55	1	126	177.1	5	0
2001	7-14	.333	.287	767	144	220	40	5	7	128	291	.379	82	20	8.17	2	107	176.1	6	1
2002	7-14	.333	.291	774	141	225	45	6	20	131	342	.442	99	20	7.19	3	72	182.2	1	0
2003	9-10	.473	.316	683	144	216	51	3	15	129	318	.466	88	14	7.13	4	87	160.1	1	1
2004	14-9	.608	.288	834	163	240	29	4	19	137	334	.400	119	25	4.07	5	148	201.0	0	1
2005	15-4	.789	.316	692	138	219	36	5	13	132	304	.439	96	21	3.31	8	146	168.2	1	1
2006	13-8	.619	.292	758	132	221	39	12	11	116	317	.418	83	17	4.77	5	122	181.0	2	0
2007	21-8	.724	.307	1042	238	320	56	6	19	211	448	.430	167	30	4.37	7	202	257.2	0	2
2008	9-14	.391	.302	862	181	260	49	10	19	165	386	.389	110	16	6.74	3	144	193.2	0	1
2009	8-10	.444	.252	606	97	153	23	5	7	83	207	.342	86	20	4.79	3	127	154.0	1	1
2010	7-11	.388	.254	602	78	153	34	0	12	73	223	.370	63	9	5.21	4	116	153.2	0	1
2011	12-11	.521	.238	776	101	185	35	6	11	92	265	.341	87	11	3.56	8	155	199.2	2	3

Oregon State Neutral Statistics

Since 1999

Year	W-L	PCT	AVG	AB	R	H	2B	3B	HR	RBI	TB	SLG	BB	SB	ERA	SV	SO	IP	CG	SHO
1999	6-7	.461	.276	460	84	127	24	0	4	74	163	.354	68	4	6.09	3	87	115.1	1	1
2000	6-5	.545	.331	366	91	121	26	2	8	80	175	.478	53	9	5.68	1	57	90.1	2	1
2001	6-3	.667	.367	324	74	119	16	5	18	70	199	.614	30	3	7.09	2	42	78.2	2	0
2002	6-0	1.000	.364	225	55	82	14	8	4	49	124	.551	24	9	3.44	2	38	55.0	0	0
2003	7-6	.538	.298	470	108	140	30	6	8	83	206	.438	70	16	6.57	5	80	115.0	0	2
2004	8-2	.800	.314	341	72	107	23	6	6	66	160	.469	54	18	3.61	6	72	87.1	0	0
2005	5-3	.625	.312	276	55	86	21	1	2	52	115	.417	38	10	1.43	2	73	69.0	0	2
2006	10-4	.714	.297	461	87	137	30	8	8	75	207	.449	67	18	3.43	5	98	123.1	0	3
2007	11-3	.785	.312	497	89	155	29	3	10	78	220	.443	58	18	2.81	6	96	125.0	0	1
2008	5-3	.625	.281	267	44	75	9	2	6	39	106	.397	30	9	5.62	4	69	72.0	0	0
2009	12-4	.750	.305	550	132	168	28	5	4	121	218	.396	111	12	4.49	6	127	144.1	1	0
2010	4-2	.667	.278	205	38	57	11	2	3	33	81	.395	23	7	4.25	2	42	53.0	0	1
2011	6-1	.857	.255	231	40	59	15	2	4	38	90	.390	49	5	2.77	2	56	65.0	1	1

2012 OREGON STATE BASEBALL

THE LAST TIME

Oregon State Player

Offense

Hit two home runs	5/28/10, Adalberto Santos vs. Arizona
Hit three home runs	3/11/01, Andy Jarvis vs. Washington State
Hit grand slam	4/28/09, John Wallace vs. Oregon
Hit inside-the-park home run	4/3/10, Michael Miller vs. USC
Leadoff home run	5/18/10, Adalberto Santos vs. Seattle
Walkoff home run	4/7/07, Jordan Lennerton vs. USC
Pinch-hit home run	5/22/10, Andy Quiring vs. Arizona State
Home run in 3 straight games	4/20-22/07, Mitch Canham vs. UNLV
Home run in 2 straight games	6/3-6/4/11, Garrett Nash vs. UALR/Creighton
Back-to-back home runs	5/14/11 Andrew Susac, Ryan Dunn vs. Washington
Back-to-back-to-back home runs	4/11/00 Brian Barden, Curtis Davis, Joe Gerber vs. Portland
Two triples in a game	4/6/10, Adalberto Santos vs. Portland
Three doubles in a game	6/3/06, Cole Gillespie vs. Kansas
Hit for the cycle	5/10/11, Ryan Dunn vs. Portland
Five hits in a game	5/31/09, Koa Kahalehoe vs. Texas A&M
Four hits in a game	5/13/11, Ryan Barnes vs. Washington
Drove in nine runs	3/2/85, Ken Bowen vs. Chico State
Drove in eight runs	3/31/04, Shea McFeely vs. Portland
Drove in seven runs	2/26/09, Rob Folsom vs. Northern Illinois
Drove in six runs	3/10/08, Drew George vs. San Diego State
Drove in five runs	5/23/08, Logan Boyd vs. Pacific
Scored six runs	3/2/85, Ken Bowen vs. Chico State
Scored five runs	3/5/00, Brian Barden vs. Washington
Scored four runs	2/26/09, Stefen Romero vs. Northern Illinois

Pitching

Threw a no-hitter	4/30/11, Josh Osich vs. UCLA
Threw a one-hitter	3/18/11, Sam Gaviglio vs. Long Beach State
Threw a shutout	4/30/11, Josh Osich vs. UCLA
Threw a complete game	6/4/11, Sam Gaviglio vs. Creighton
Threw back-to-back complete games	5/19-20/06 Dallas Buck, Jonah Nickerson vs. Washington State
Had 14 strikeouts	3/18/11, Sam Gaviglio vs. Long Beach State
Had 13 strikeouts	4/30/11, Josh Osich vs. UCLA
Had 12 strikeouts	3/20/10, Tanner Robles vs. Maine
Had 11 strikeouts	6/4/11, Sam Gaviglio vs. Creighton
Had 10 strikeouts	2/25/11, Sam Gaviglio vs. UConn

Team

Won 10 straight games	2011 (11)
Won 15 straight games	1986 (16)
Extra-Innings victory	2/28/11, OSU 10, UT-San Antonio 7 (10)
Extra-Innings loss	3/19/11, Long Beach State 2, OSU 1 (11)
Was shut out	4/23/11, Washington State 2, OSU 0
Was no-hit	3/27/94, Lewis & Clark State 1, OSU 0

All-Time Oregon State No-Hitters

Date	Opponent (score)	Pitcher(s)
4/30/11	at UCLA (2-0)	Josh Osich (9 IP, 13 SO, 1 BB)
1/25/07	at Hawaii-Hilo (5-0)	Mike Stutes (5 IP, 7 SO, 2 BB)
		Josh Keller (2 IP, 0 SO, 0 BB)
		Mark Grbavac (1 IP, 2 SO, 0 BB)
		Jorge Reyes (1 IP, 0 SO, 1 BB)
4/11/67	Portland (11-0)	Cleve Benson, Eric Selberg, Jack Humphrey
4/12/47	Montana (1-0)	Fred Gallagher



Ryan Dunn is just one of two Beavers in team history to hit for the cycle



Josh Osich threw a no-hitter in 2011 against UCLA



Sam Gaviglio struck out 11 against Creighton in 2011

2012 OREGON STATE BASEBALL

YEAR-BY-YEAR RECORDS/COACHES RECORDS

Year-By-Year Records

Year	Coach	Overall	League	Place
1907	F.C. McReynolds	5-2	-	-
1908	Joe Fay	11-4	-	Oregon Collegiate Champs
1909	Otto Moore	5-4	-	-
1910	Felder Jones	13-4-1	-	Northwest Collegiate Champs
1911	Frederick Walker	8-7	-	-
1912	E.J. Stewart	5-9	-	-
1913	Jesse Garrett	7-10	4-4	1st tie, Northern Division West
1914	Wilkie Clark	7-9	1-7	3rd, Northern Division West
1915	Roy Goble	13-8	5-1	1st, Northern Division West
1916	Hans Loof	10-9-1	5-3	1st, Northern Division West
1917	No team - World War I	-	-	-
1918	J.D. Baldwin	4-6	-	-
1919	Jimmie Richardson	7-7	2-5	2nd, Northern Division West
1920	Jimmie Richardson	12-11	11-8	- , Northern Division
1921	Jimmie Richardson	11-8-1	5-7-1	- , Northern Division
1922	Guy Rathbun	13-8	9-8	3rd, Northern Division
1923	Ralph Coleman	10-6	8-6	- , Northern Division
1924	Ralph Coleman	16-8-1	11-8	3rd, Northern Division
1925	Ralph Coleman	11-2	11-2	1st, Northern Division
1926	Ralph Coleman	6-7	2-6	3rd, Northern Division West
1927	Ralph Coleman	13-5	5-3	1st tie, Northern Division West
1928	Ralph Coleman	8-6	3-5	3rd, Northern Division West
1929	Roy Lamb	10-9	8-8	3rd tie, Northern Division
1930	Ralph Coleman	16-6	10-6	2nd, Northern Division
1931	Ralph Coleman	9-10	7-9	3rd tie, Northern Division
1932	Slats Gill	10-9	8-8	3rd, Northern Division
1933	Slats Gill	9-5	-	-
1934	Slats Gill	10-15	5-11	5th, Northern Division
1935	Slats Gill	11-11	8-8	3rd tie, Northern Division
1936	Slats Gill	8-16	7-9	4th, Northern Division
1937	Slats Gill	8-14	4-12	4th, Northern Division
1938	Ralph Coleman	18-7	10-6	1st tie, Northern Division
1939	Ralph Coleman	15-9	7-8	3rd, Northern Division
1940	Ralph Coleman	19-5	13-3	1st, Northern Division
1941	Ralph Coleman	15-10	8-8	3rd, Northern Division
1942	Ralph Coleman	14-8	8-6	3rd, Northern Division
1943	Ralph Coleman	14-6	12-4	1st tie, Northern Division
1944	No team - World War II	-	-	-
1945	No team - World War II	-	-	-
1946	Ralph Coleman	16-10	10-6	2nd, Northern Division
1947	Ralph Coleman	14-11	6-10	4th, Northern Division
1948	Ralph Coleman	7-7	4-7	4th, Northern Division
1949	Ralph Coleman	15-8	8-7	3rd, Northern Division
1950	Ralph Coleman	7-12	5-9	4th, Northern Division
1951	Ralph Coleman	23-6	10-4	1st, Northern Division
1952	Ralph Coleman	27-12	10-6	1st, Northern Division
1953	Ralph Coleman	15-9	8-3	2nd, Northern Division
1954	Ralph Coleman	12-8	10-6	2nd tie, Northern Division
1955	Ralph Coleman	15-10	8-4	2nd, Northern Division
1956	Ralph Coleman	17-13	7-8	3rd, Northern Division
1957	Ralph Coleman	18-13	8-7	2nd, Northern Division
1958	Ralph Coleman	18-11	10-4	1st, Northern Division
1959	Ralph Coleman	21-7	7-6	4th, Northern Division
1960	Ralph Coleman	18-5	7-5	2nd, Northern Division
1961	Ralph Coleman	27-14	8-6	2nd, Northern Division
1962	Ralph Coleman	26-6	11-4	1st, Northern Division
1963	Ralph Coleman	23-12	11-4	1st, Northern Division
1964	Ralph Coleman	25-11	8-8	3rd, Northern Division
1965	Ralph Coleman	15-19	7-11	3rd, Northern Division
1966	Ralph Coleman	18-17	4-13	4th, Northern Division
1967	Gene Tanselli	24-13	9-6	3rd tie, Pacific-8
1968	Gene Tanselli	23-13-1	6-12	7th, Pacific-8
1969	Gene Tanselli	17-20-1	9-12	5th, Pacific-8
1970	Gene Tanselli	19-15	5-6	2nd, Northern Division
1971	Gene Tanselli	18-17	6-10	3rd, Northern Division
1972	Gene Tanselli	13-24	2-15	4th, Northern Division
1973	Jack Riley	15-20-1	5-13	4th, Northern Division
1974	Jack Riley	16-23	6-12	3rd tie, Northern Division
1975	Jack Riley	28-10-1	13-5	1st tie, Northern Division
1976	Jack Riley	31-15	12-6	2nd, Northern Division
1977	Jack Riley	31-17	12-6	2nd, Northern Division
1978	Jack Riley	22-22-2	6-9	3rd, Northern Division
1979	Jack Riley	21-25	4-11	3rd, Northern Division
1980	Jack Riley	33-16	8-9	2nd, Northern Division
1981	Jack Riley	29-14-1	11-7	2nd tie, Northern Division
1982	Jack Riley	29-15	16-8	1st, Northern Division
1983	Jack Riley	27-17	17-7	1st, Northern Division
1984	Jack Riley	22-23	11-11	4th, Northern Division
1985	Jack Riley	34-17	12-12	3rd tie, Northern Division
1986	Jack Riley	39-15	18-5	1st, Northern Division
1987	Jack Riley	31-15	15-9	2nd, Northern Division
1988	Jack Riley	30-19	14-10	2nd, Northern Division


Year	Coach	Overall	League	Place
1989	Jack Riley	27-23	15-9	2nd tie, Northern Division
1990	Jack Riley	30-22	15-9	2nd, Northern Division
1991	Jack Riley	28-20	12-8	2nd, Northern Division
1992	Jack Riley	23-30	10-20	6th, Northern Division
1993	Jack Riley	31-18	20-10	2nd, Northern Division
1994	Jack Riley	36-15	22-8	1st, Northern Division
1995	Pat Casey	25-24-1	14-16	4th tie, Northern Division
1996	Pat Casey	32-16-1	14-10	2nd, Northern Division
1997	Pat Casey	38-12-1	18-6	2nd, Northern Division
1998	Pat Casey	35-14-1	15-9	2nd, Northern Division
1999	Pat Casey	19-35	7-17	8th, Pacific-10
2000	Pat Casey	28-27	9-15	6th, Pacific-10
2001	Pat Casey	31-24	11-13	6th, Pacific-10
2002	Pat Casey	31-23	10-14	6th, Pacific-10
2003	Pat Casey	25-28	7-17	8th tie, Pacific-10
2004	Pat Casey	31-22	10-14	6th tie, Pacific-10
2005	Pat Casey	46-12	19-5	1st, Pacific-10
2006	Pat Casey	50-16	16-7	1st, Pacific-10; NCAA champions
2007	Pat Casey	49-18	10-14	6th, Pacific-10; NCAA champions
2008	Pat Casey	28-24	11-13	6th tie, Pacific-10
2009	Pat Casey	37-19	15-12	3rd tie, Pacific-10
2010	Pat Casey	32-24	12-15	7th tie, Pacific-10
2011	Pat Casey	41-19	17-10	2nd, Pacific-10

TOTAL 2,051-1,345-15 877-653 **23 PENNANTS**

NOTE: From 1967 on, records include only games against NCAA or NAIA four-year schools. For polls, ABCA denotes American Baseball Coaches Association/USA Today; BA denotes Baseball America magazine; CB denotes Collegiate Baseball newspaper; NCBWA denotes National Collegiate Baseball Writers Association.



Pat Casey



Jack Riley

All-Time Coaching Records

Name	Years	Overall	Pct.	League	Pct.	1st
F.C. McReynolds	1907 (1)	5-2	.714	-	-	0
Joe Fay	1908 (1)	11-4	.733	-	-	1
Otto Moore	1909 (1)	5-4	.556	-	-	0
Felder Jones	1910 (1)	13-4-1	.750	-	-	1
Walker	1911 (1)	8-7	.533	-	-	0
E.J. Stewart	1912 (1)	5-9	.357	-	-	0
Jesse Garrett	1913 (1)	7-10	.412	4-4	.500	1
Wilkie Clark	1914 (1)	7-9	.438	1-7	.125	0
Roy Goble	1915 (1)	13-8	.619	5-1	.833	1
Hans Loof	1916 (1)	10-9-1	.525	5-3	.625	1
J.D. Baldwin	1918 (1)	4-6	.400	-	-	0
Jimmie Richardson	1919-21 (3)	30-26-1	.535	18-20-1	.474	0
Guy Rathbun	1922 (1)	13-8	.619	9-8	.529	0
Ralph Coleman	1923-28, 1930-31, 1938-66 (35)	561-316-1	.640	279-218	.561	10
Roy Lamb	1929 (1)	10-9	.526	8-8	.500	0
Slats Gill	1932-37 (6)	56-70	.444	32-48	.400	0
Gene Tanselli	1967-72 (6)	113-102-2	.525	37-61	.378	0
Jack Riley	1973-94 (22)	613-411-5	.596	274-101	.731	5
Pat Casey	1995-present (17)	578-356-4	.618	215-207	.509	2

2012 OREGON STATE BASEBALL

YEAR-BY-YEAR RESULTS

at - denotes games on opponents' home field; vs. - denotes games on neutral field; all others are games at home. All schools are listed by their current name. Middle column is game score. Right column is OSU's record after that game; ties not included.

1907

Head coach: F.C. McReynolds

5-2			Rec.
Salem High	L	0-4	0-1
at Salem High	W	8-1	1-1
at Chemawa	W	18-3	2-1
Willamette	W	12-0	3-1
Chemawa	W	9-6	4-1
at Oregon	L	3-9	4-2
Oregon	W	6-4	5-2

1908

Head coach: Joe Fay

11-4			Rec.
Oregon Collegiate champions			
at Woodburn	L	5-6	0-1
at Chemawa	L	2-3	0-2
at Willamette	W	8-4	1-2
at Chemawa	W	4-3	2-2
Whitman	L	5-6	2-3
Whitman	W	13-1	3-3
at Western Oregon	W	8-4	4-3
at Willamette	W	11-9	5-3
Chemawa	W	16-1	6-3
Chemawa	W	4-1	7-3
at Oregon	W	5-3	8-3
at Oregon	W	5-4	9-3
Oregon	W	16-2	10-3
Oregon	W	5-4	11-3
MAC Club	L	3-5	12-3

1909

Head coach: Otto Moore

5-4			Rec.
Salem High	W	10-1	1-0
Chemawa	W	13-1	2-0
MAC Club	L	5-9	2-1
Portland	W	9-4	3-1
Portland	L	6-9	3-2
at Oregon	L	2-5	3-3
at Oregon	W	7-4	4-3
Oregon	L	2-3	4-4
Oregon	W	5-0	5-4

1910

Head coach: Fielder Jones

13-4-1			Rec.
NW Collegiate champions			
Whitman	L	3-4	0-1
Whitman	W	3-0	1-1



1910 Oregon State Baseball Team

Idaho	W	11-4	2-1
Idaho	T	2-2	2-1
at Whitman	W	5-4	3-1
at Whitman	L	2-4	3-2
at Washington State	W	5-4	4-2
at Washington State	W	6-1	5-2
at Idaho	W	14-10	6-2
at Idaho	W	8-5	7-2
Washington State	L	1-4	7-3
Washington State	W	4-3	8-3
at Oregon	W	2-0	9-3
at Oregon	W	6-3	10-3
Washington State	W	6-5	11-3
Washington State	W	6-3	12-3
Oregon	L	4-8	12-4
Oregon	W	10-4	13-4

1911

Head coach: Frederick Walker

8-7			Rec.
Portland Roadsters	L	1-12	0-1
Whitman	W	22-4	1-1
Whitman	W	14-5	2-1
at Willamette	W	7-3	3-1
at MAC	L	3-6	3-2
at Washington	L	0-2	3-3
at Washington	L	1-6	3-4
at Idaho	L	3-10	3-5
at Idaho	W	8-4	4-5
at Washington State	W	7-0	5-5
at Washington State	L	0-2	5-6
Washington State	L	6-9	5-7
Washington State	W	4-2	6-7
Idaho	W	9-0	7-7
Idaho	W	8-4	8-7

1912

Head coach: E.J. Stewart

5-9			Rec.
Pacific (Ore.)	W	15-6	1-0
MAC Club	L	4-6	1-1
Mt. Angel	W	9-2	2-1
Chemawa	W	9-0	3-1
Oregon	L	0-3	3-2
Oregon	L	2-5	3-3
Washington State	W	4-3	4-3
Washington State	L	10-11	4-4
at Oregon	L	4-5	4-5
at Oregon	L	3-5	4-6
at Washington State	L	2-5	4-7
at MAC Club	L	0-4	4-8
at Willamette	L	2-4	4-9
Willamette	W	14-5	5-9

1913

Head coach: Jesse Garrett

7-10; 4-4 North (West)			Rec.
Portland Colts	L	1-14	0-1

Regina	L	6-7	0-2
Regina	L	3-6	0-3
Regina	L	1-6	0-4
vs. Regina	W	8-4	1-4
MAC Club	W	12-4	2-4
Regina	L	2-14	2-5
at Oregon	W	6-2	3-5
at Oregon	L	4-8	3-6
at Chemawa	W	21-4	4-6
Washington	W	10-5	5-6
Washington	L	1-14	5-7
Oregon	W	7-5	6-7
at Washington	L	2-5	6-8
at Washington	L	0-2	6-9
Oregon	W	14-5	7-9
at Multnomah Ath. Cl.	L	3-6	7-10

1914

Head coach: Wilkie Clark

7-9; 1-7 North (West)			Rec.
Chemawa	W	6-5	1-0
Corvallis High	W	8-4	2-0
Baker City	W	4-3	3-0
Baker City	W	15-4	4-0
Helena	L	10-11	4-1
Helena	W	6-0	5-1
Helena	L	2-5	5-2
at Washington	L	4-5	5-3
at Washington	L	2-4	5-4
at Chemawa	W	9-0	6-4
Washington	W	4-0	7-4
Washington	L	0-3	7-5
at Oregon	L	2-4	7-6
at Oregon	L	2-12	7-7
Oregon	L	5-11	7-8
Oregon	L	0-13	7-9

1915

Head coach: Roy Goble

13-8, 5-1 North (West)			Rec.
McMinnville Tigers	L	6-9	0-1
McMinnville Tigers	L	4-6	0-2
at Portland Monarchs	W	2-0	1-2
Chemawa	W	10-1	2-2
at Washington State	L	1-4	2-3
at Washington State	W	12-5	3-3
at Whitman	W	9-6	4-3
at Whitman	L	5-6	4-4
at Pendleton	W	12-6	5-4
at Pendleton	W	5-1	6-4
Pacific (Ore.)	W	7-4	7-4
at Washington	W	5-1	8-4
at Washington	L	6-10	8-5
Oregon	W	7-3	9-5
Oregon	W	20-6	10-5
Washington State	W	12-6	11-5
Washington State	L	5-8	11-6
Washington	W	5-1	12-6
Washington	W	14-2	13-6
at Washington State	L	2-4	13-7
at Washington State	L	3-4	13-8

1916

Head coach: Hans Loof

10-9-1, 5-3 North (West)			Rec.
League: 3rd			
at Baker City	W	13-2	1-0
at Albertson	W	4-1	2-0
at Albertson	W	2-0	3-0
at Spokane Indians	L	4-15	3-1
at Spokane Indians	L	5-10	3-2
at Idaho	L	2-6	3-3
at Washington State	T	0-0	3-3
at Willamette	W	16-0	4-3
at Washington	W	7-2	5-3
at Washington	L	3-2	5-4

Washington	W	9-3	6-4
Washington	W	2-1	7-4
at Oregon	L	5-6	7-5
at Oregon	L	2-10	7-6
Oregon	W	6-0	8-6
Oregon	W	6-3	9-6
at California	L	2-5	9-7
at California	L	3-10	9-8
at California	L	0-9	9-9
Willamette	W	6-0	10-9

1917

No varsity baseball - World War I

1918

Head coach: J.D. Baldwin

4-6			Rec.
League: 4th			
Willamette	W	5-2	1-0
at Willamette	W	14-2	2-0
Oregon	L	2-3	2-1
Oregon	L	1-15	2-2
at Oregon	L	8-18	2-3
at Oregon	L	7-21	2-4
Oregon	W	13-12	3-4
Oregon	L	10-12	3-5
at Oregon	W	10-1	4-5
at Oregon	L	4-5	4-6

1919

Head coach: Jimmie Richardson

7-7, 2-5 North (West)			Rec.
North: 3rd			
at Gonzaga	W	5-2	1-0
at Washington State	W	14-7	2-0
at Washington State	L	0-3	2-1
at Multnomah Ath. Cl.	L	6-7	2-2
Multnomah Ath. Club	W	8-5	3-2
Washington State	W	6-4	4-2
Washington State	W	4-1	5-2
Washington	L	6-12	5-3
Washington	L	1-3	5-4
at Washington	L	0-1	5-5
at Washington	L	3-4	5-6
Oregon	L	5-9	5-7
Oregon	W	9-3	6-7
at Oregon	W	16-3	7-7

1920

Head coach: Jimmie Richardson

12-11, 11-8 North			Rec.
North: 5th			
at Santa Clara	L	2-9	0-1
at Stanford	L	3-4	0-2
at Stanford	L	2-3	0-3
at California	L	0-10	0-4
at California	W	2-1	1-4
at Sac. Senators	L	2-6	1-5
at Sac. Senators	L	1-7	1-6
at Cal State-Chico	W	9-4	2-6
Willamette	W	11-0	3-6
Willamette	W	7-0	4-6
at Washington	L	0-2	4-7
at Washington	L	5-9	4-8
Washington State	W	11-0	5-8
Washington State	W	3-0	6-8
Washington State	W	6-2	7-8
Stanford	W	6-0	8-8
Stanford	W	5-4	9-8
at Oregon	L	3-4	9-9
at Oregon	W	14-8	10-9
Washington	L	4-6	10-10
Washington	W	4-3	11-10
Oregon	L	0-3	11-11
Oregon	W	3-2	12-11

2012 OREGON STATE BASEBALL

YEAR-BY-YEAR RESULTS

1921

Head coach: Jimmie Richardson			
11-8-1, 5-7-1 North			
North: 4th			
			Rec.
North Pacific Dental	W	5-1	1-0
North Pacific Dental	W	15-3	2-0
Multnomah Ath. Club	W	6-5	3-0
New York Colored Sox	L	0-3	3-1
North Pacific Dental	W	5-4	4-1
at Camp Lewis	W	4-3	5-1
at Washington	L	3-8	5-2
at Washington	T	0-0	5-2
at Gonzaga	W	3-2	6-2
at Washington State	L	7-15	6-3
at Washington State	L	3-5	6-4
Washington	L	3-4	6-5
Washington	W	4-1	7-5
Willamette	W	4-0	8-5
Washington State	L	9-12	8-6
Washington State	W	2-1	9-6
Oregon	L	2-3	9-7
Oregon	W	5-4	10-7
at Oregon	W	14-5	11-7
at Oregon	L	6-8	11-8

1922

Head coach: Guy Rathbun			
13-8, 9-8 North			
North: 4th			
			Rec.
North Pacific Dental	W	6-0	1-0
Chemawa	W	10-4	2-0
Mt. Angel	W	10-2	3-0
Mt. Angel	W	5-3	4-0
at Washington	L	3-10	4-1
at Washington	L	0-17	4-2
at Gonzaga	W	8-6	5-2
at Washington State	L	7-9	5-3
at Washington State	W	11-9	6-3
at Whitman	W	8-4	7-3
at Whitman	L	4-5	7-4
Washington	L	2-8	7-5
Washington	W	7-6	8-5
Washington State	L	6-7	8-6
Washington State	L	7-9	8-7
Oregon	W	8-4	9-7
Oregon	W	11-6	10-7
Whitman	L	11-13	10-8
Whitman	W	15-8	11-8
at Oregon	W	11-1	12-8
at Oregon	W	6-3	13-8

1923

Head coach: Ralph Coleman			
10-6, 8-6 North			
North: 4th			
			Rec.
Mt. Angel	W	7-6	1-0
Mt. Angel	W	4-1	2-0
Pacific (Ore.)	W	5-3	3-0
Idaho	L	5-15	3-1
Idaho	L	8-11	3-2
at Whitman	W	5-3	4-2
at Idaho	W	13-2	5-2
at Idaho	L	7-8	5-3
at Washington State	L	3-16	5-4
at Washington State	L	3-5	5-5
Oregon	W	1-0	6-5
Oregon	W	22-5	7-5
Washington State	L	1-5	7-6
Washington State	W	16-10	8-6
at Oregon	W	11-5	9-6
at Oregon	W	6-1	10-6

1924

Head coach: Ralph Coleman			
16-8-1, 11-8 North			
North: N/A			
			Rec.
Mt. Angel	W	13-1	1-0
Mt. Angel	W	12-2	2-0

Kelso	W	17-4	3-0
Meiji, Japan	W	7-0	4-0
Multnomah Ath. Club	W	8-3	5-0
at Salem Senators	L	3-7	5-1
Pacific (Ore.)	W	16-1	6-1
Whitman	W	11-6	7-1
Whitman	W	11-6	8-1
Washington	W	6-5	9-1
Washington	L	5-7	9-2
at Oregon	W	9-3	10-2
Oregon	W	14-11	11-2
Idaho	W	6-1	12-2
Idaho	W	11-0	13-2
Washington State	L	0-3	13-3
Oregon	L	4-8	13-4
at Oregon	W	12-2	14-4
at Washington	W	9-6	15-4
at Washington	L	0-6	15-5
at Washington State	W	10-9	16-5
at Washington State	T	9-9	16-5
at Idaho	L	1-3	16-6
at Idaho	L	2-10	16-7
at Gonzaga	L	6-7	16-8

1925

Head coach: Ralph Coleman			
11-2, 11-2 North			
North: 2nd			
			Rec.
Pacific (Ore.)	W	9-2	1-0
at Willamette	W	14-2	2-0
Whitman	W	4-3	3-0
Idaho	W	8-2	4-0
Washington State	W	16-3	5-0
Washington	W	6-3	6-0
at Washington	L	3-5	6-1
at Gonzaga	W	4-3	7-1
at Washington State	W	9-8	8-1
at Idaho	L	1-4	8-2
at Whitman	W	7-4	9-2
at Oregon	W	10-4	10-2
Oregon	W	10-5	11-2

1926

Head coach: Ralph Coleman			
6-7, 2-6 North (West)			
North: 5th			
			Rec.
Kelso	W	3-2	1-0
Kelso	L	4-7	1-1
Multnomah Ath. Club	W	6-5	2-1
Pacific (Ore.)	W	13-2	3-1
St. John's Bears	W	17-5	4-1
at Oregon	L	3-7	4-2
Washington	L	2-3	4-3
Washington	L	9-14	4-4
at Washington	W	6-2	5-4
at Washington	L	2-8	5-5
at Oregon	L	6-16	5-6
Oregon	L	2-4	5-7
Oregon	W	6-4	6-7

1927

Head coach: Ralph Coleman			
13-5, 5-3 North (West)			
North: 3rd			
			Rec.
Pacific (Ore.)	W	7-1	1-0
Willamette	W	10-0	2-0
Willamette	W	9-3	3-0
Albany	W	10-5	4-0
Oregon	W	6-5	5-0
Oregon	W	13-7	6-0
Linfield	W	19-4	7-0
Multnomah Ath. Club	W	15-9	8-0
Washington	W	20-2	9-0
Washington	L	11-13	9-1
at Washington	W	11-6	10-1
at Washington	L	2-6	10-2
at Oregon	L	2-5	10-3
at Oregon	W	18-8	11-3
vs. Washington	W	4-3	12-3
at Washington State	L	2-5	12-4

at Washington State	W	8-7	13-4
at Washington State	L	6-8	13-5

1928

Head coach: Ralph Coleman			
8-6, 3-5 North (West)			
North: 5th			
			Rec.
Portland	L	9-11	0-1
Portland	W	10-5	1-1
at Washington	W	13-3	2-1
at Washington	L	4-5	2-2
Linfield	W	11-1	3-2
Washington	W	5-4	4-2
Washington	L	3-11	4-3
at Oregon	L	6-9	4-4
Oregon	L	4-10	4-5
Oregon	L	7-16	4-6
Multnomah Ath. Club	W	12-5	5-6
at Oregon	W	16-4	6-6
at Portland	W	13-5	7-6
at Portland	W	4-3	8-6

1929

Head coach: Roy Lamb			
10-9, 8-8 North			
North: 4th			
			Rec.
Western Oregon	W	16-3	1-0
Willamette	W	7-2	2-0
Meiji, Japan	L	6-13	2-1
Oregon	W	4-3	3-1
Oregon	L	6-7	3-2
Idaho	W	7-1	4-2
Idaho	L	6-8	4-3
Washington State	W	14-7	5-3
Washington State	L	5-9	5-4
Washington	W	7-3	6-4
Washington	W	6-4	7-4
at Washington State	W	10-3	8-4
at Washington State	L	4-5	8-5
at Idaho	L	6-7	8-6
at Idaho	W	11-2	9-6
at Washington	W	7-5	10-6
at Washington	L	3-5	10-7
Oregon	L	4-7	10-8
at Oregon	L	4-8	10-9

1930

Head coach: Ralph Coleman			
16-6, 10-6 North			
North: 2nd			
			Rec.
Willamette	W	5-3	1-0
at Willamette	W	8-7	2-0
Portland	W	4-3	3-0
Portland	W	2-0	4-0
Pacific (Ore.)	W	17-0	5-0
Pacific (Ore.)	W	12-1	6-0
at Oregon	W	5-1	7-0
Washington State	W	6-4	8-0
Washington State	L	4-5	8-1
Idaho	W	13-3	9-1
Idaho	W	4-2	10-1
Washington	L	0-6	10-2
Washington	L	3-4	10-3
at Washington	L	1-5	10-4
at Washington	W	7-5	11-4
at Idaho	W	14-1	12-4
at Washington State	L	3-4	12-5
at Washington State	W	9-3	13-5
at Idaho	W	6-5	14-5
Oregon	W	10-1	15-5
at Oregon	W	6-4	16-5
Oregon	L	3-8	16-6

1931

Head coach: Ralph Coleman			
9-10, 7-9 North			
North: 4th			
			Rec.
Willamette	W	7-3	1-0
Willamette	W	10-7	2-0
at Oregon	W	7-3	3-0
Oregon	W	11-7	4-0
at Willamette	L	6-8	4-1
Idaho	W	14-3	5-1
Idaho	L	9-16	5-2
Washington State	L	0-6	5-3
Washington State	W	5-1	6-3
Washington	L	11-15	6-4
Washington	L	4-18	6-5
at Idaho	L	6-7	6-6
at Idaho	W	17-1	7-6
at Washington State	L	6-7	7-7
at Washington State	W	7-6	8-7
at Washington	L	1-12	8-8
at Washington	L	5-6	8-9
at Oregon	W	12-2	9-9
Oregon	L	6-7	9-10

1932

Head coach: Slat's Gill			
10-9, 8-8 North			
North: 3rd			
			Rec.
Willamette	W	3-2	1-0
Willamette	L	2-6	1-1
at Willamette	W	20-19	2-1
Oregon	L	7-10	2-2
at Oregon	W	6-2	3-2
Washington State	L	3-6	3-3
Washington State	L	1-6	3-4
Idaho	W	12-4	4-4
Idaho	W	11-5	5-4
Washington	L	3-9	5-5
Washington	W	7-2	6-5
at Washington	L	1-5	6-6
at Washington	L	1-2	6-7
at Idaho	W	11-4	7-7
at Idaho	W	11-6	8-7
at Washington State	W	9-5	9-7
at Washington State	L	2-3	9-8
at Oregon	W	4-3	10-8
Oregon	L	3-6	10-9

1933

Head coach: Slat's Gill			
9-5, 3-3 North			
North: 3rd			
			Rec.
Western Oregon	W	11-8	1-0
Western Oregon	L	0-3	1-1
Linfield	W	6-5	2-1
North Pacific Dental	W	9-2	3-1
Willamette	W	9-7	4-1
at Willamette	L	2-3	4-2
Portland	W	8-1	5-2
Portland	W	8-3	6-2
at Oregon	W	11-3	7-2
Oregon	L	6-14	7-3
Oregon	W	14-2	8-3
at Oregon	W	8-5	9-3
at Oregon	L	8-9	9-4
Oregon	L	2-3	9-5

1934

Head coach: Slat's Gill			
10-15, 5-11 North			
North: 5th			Rec.
Pacific (Ore.)	W	2-1	1-0
at Western Oregon	W	22-8	2-0
Western Oregon	W	23-11	3-0
Portland	W	11-10	4-0
Portland	L	4-5	4-1
at Western Oregon	L	6-11	4-2
Western Oregon	W	5-4	5-2

2012 OREGON STATE BASEBALL

YEAR-BY-YEAR RESULTS

Willamette	L	10-15	5-3
Willamette	L	7-9	5-4
at Oregon	L	1-5	5-5
Oregon	L	8-10	5-6
Idaho	L	4-8	5-7
Idaho	W	5-2	6-7
Washington State	L	3-7	6-8
Washington State	W	5-0	7-8
Washington	W	9-7	8-8
Washington	L	7-10	8-9
at Washington State	L	1-2	8-10
at Washington State	L	1-2	8-11
at Idaho	L	4-8	8-12
at Idaho	W	16-8	9-12
at Washington	L	3-5	9-13
at Washington	W	6-5	10-13
Oregon	L	4-6	10-14
at Oregon	L	10-11	10-15

1935

Head coach: Slat's Gill			
11-11, 8-8 North			
North: 3rd			
Linfield	W	19-3	1-0
Linfield	W	14-9	2-0
Willamette	L	3-6	2-1
Western Oregon	W	9-7	3-1
Portland	L	4-7	3-2
Willamette	L	3-4	3-3
at Oregon	L	0-17	3-4
Oregon	W	12-7	4-4
Idaho	W	12-1	5-4
Idaho	W	9-4	6-4
Washington State	L	8-9	6-5
Washington State	W	10-9	7-5
Washington	W	21-4	8-5
Washington	W	12-11	9-5
at Washington State	L	2-4	9-6
at Washington State	L	5-8	9-7
at Idaho	W	5-4	10-7
at Idaho	L	1-12	10-8
Washington	W	13-2	11-8
Washington	L	0-8	11-9
Oregon	L	6-15	11-10
at Oregon	L	3-6	11-11

1936

Head coach: Slat's Gill			
8-16, 7-9 North			
North: 4th			
Willamette	L	0-12	0-1
Willamette	L	0-7	0-2
Willamette	L	7-9	0-3
Linfield	L	5-12	0-4
Western Oregon	W	10-6	1-4
Portland	L	7-8	1-5
Portland	L	3-8	1-6
Western Oregon	L	8-13	1-7
Oregon	W	7-6	2-7
Washington State	L	2-13	2-8
Washington State	L	3-6	2-9
Idaho	W	4-2	3-9
Idaho	L	5-6	3-10
Washington	L	4-9	3-11
Washington	W	13-10	4-11
at Washington	W	7-6	5-11
at Washington	L	0-2	5-12
at Washington State	L	7-17	5-13
at Washington State	L	5-8	5-14
at Idaho	W	7-4	6-14
at Idaho	W	11-6	7-14
at Oregon	L	3-4	7-15
at Oregon	W	8-2	8-15
Oregon	L	5-10	8-16

1937

Head coach: Slat's Gill			
8-14, 4-12 North			
North: 4th			
Willamette	L	0-5	0-1
Willamette	L	2-9	0-2
Willamette	W	5-4	1-2
Western Oregon	W	6-4	2-2
at Western Oregon	W	13-12	3-2
Oregon	L	1-7	3-3
at Oregon	L	0-14	3-4
Idaho	L	9-11	3-5
Idaho	W	6-3	4-5
Washington State	L	6-16	4-6
Washington State	L	0-13	4-7
Washington	L	2-11	4-8
Washington	W	17-7	5-8
at Portland	W	5-2	6-8
at Washington State	L	2-5	6-9
at Washington State	L	3-17	6-10
at Idaho	W	8-5	7-10
at Idaho	W	5-3	8-10
at Washington	L	3-4	8-11
at Washington	L	3-13	8-12
at Oregon	L	0-8	8-13
at Oregon	L	3-10	8-14

1938

Head coach: Ralph Coleman			
18-7, 10-6 North			
North: 1st			
at Western Oregon	W	4-1	1-0
Western Oregon	W	12-1	2-0
Pacific (Ore.)	W	5-0	3-0
Pacific (Ore.)	W	17-5	4-0
Pacific (Ore.)	W	16-4	5-0
Portland	W	5-3	6-0
Portland	W	5-2	7-0
at Oregon	L	1-4	7-1
Oregon	W	11-2	8-1
Linfield	W	10-7	9-1
at Linfield	L	4-6	9-2
Washington State	W	7-1	10-2
Washington State	W	10-2	11-2
Idaho	W	7-4	12-2
Idaho	W	11-9	13-2
Washington	W	6-3	14-2
Washington	W	5-3	15-2
at Idaho	W	12-3	16-2
at Idaho	L	2-5	16-3
at Washington State	L	0-4	16-4
at Washington State	L	0-4	16-5
at Washington	W	3-2	17-5
at Washington	W	4-2	18-5
Oregon	L	5-9	18-6
at Oregon	L	7-9	18-7

1939

Head coach: Ralph Coleman			
15-9, 7-8 North			
North: 3rd			
Willamette	W	5-0	1-0
Western Oregon	W	11-0	2-0
Western Oregon	W	16-3	3-0
at Willamette	W	2-0	4-0
Willamette	W	10-7	5-0
Linfield	W	7-3	6-0
Linfield	W	17-2	7-0
Portland	L	5-6	7-1
Portland	W	12-0	8-1
Oregon	W	22-11	9-1
at Oregon	L	1-5	9-2
Idaho	W	23-14	10-2
Idaho	W	7-3	11-2
Washington State	W	9-5	12-2
Washington State	L	11-13	12-3
Washington	W	10-3	13-3
Washington	L	3-7	13-4
at Idaho	W	3-2	14-4

at Washington State	L	3-7	14-5
at Washington State	W	6-3	15-5
at Washington	L	3-5	15-6
at Washington	L	0-6	15-7
at Oregon	L	3-7	15-8
Oregon	L	0-2	15-9

1940

Head coach: Ralph Coleman			
19-5, 13-3 North			
North: 1st			
Pacific (Ore.)	W	8-0	1-0
Willamette	L	1-10	1-1
at Willamette	W	11-6	2-1
Willamette	W	14-1	3-1
Salem Senators	W	4-2	4-1
Linfield	W	12-4	5-1
Salem Senators	L	5-15	5-2
at Oregon	W	10-3	6-2
Oregon	W	10-7	7-2
Washington State	W	7-1	8-2
Washington State	W	4-3	9-2
Idaho	W	9-4	10-2
Idaho	L	1-3	10-3
Washington	W	2-1	11-3
Washington	W	7-5	12-3
Portland	W	14-4	13-3
at Idaho	W	9-3	14-3
at Idaho	W	9-1	15-3
at Washington State	L	0-8	15-4
at Washington State	L	3-6	15-5
at Washington	W	2-1	16-5
at Washington	W	4-2	17-5
Oregon	W	5-0	18-5
at Oregon	W	4-1	19-5

1941

Head coach: Ralph Coleman			
15-10, 8-8 North			
North: 4th			
Linfield	W	8-2	1-0
Pacific (Ore.)	W	3-2	2-0
Pacific (Ore.)	W	6-3	3-0
Western Oregon	W	12-3	4-0
Willamette	W	4-0	5-0
Salem Senators	L	6-14	5-1
at Salem Senators	L	3-9	5-2
at Pacific (Ore.)	W	3-2	6-2
at Pacific (Ore.)	W	7-1	7-2
Oregon	L	6-8	7-3
at Oregon	W	4-3	8-3
Idaho	W	14-6	9-3
Idaho	W	5-4	10-3
Washington State	W	5-2	11-3
Washington State	L	2-9	11-4
Washington	W	6-0	12-4
Washington	W	5-4	13-4
at Washington State	W	4-0	14-4
at Washington State	L	2-7	14-5
at Idaho	W	7-3	15-5
at Idaho	L	1-2	15-6
at Washington	L	4-5	15-7
at Washington	L	7-8	15-8
at Oregon	L	1-2	15-9
Oregon	L	5-9	15-10

1942

Head coach: Ralph Coleman			
14-8, 8-6 North			
North: 3rd			
Linfield	W	6-0	1-0
Willamette	W	4-3	2-0
at Willamette	W	3-1	3-0
at Portland	L	6-8	3-1
Willamette	W	5-4	4-1
at Willamette	W	4-3	5-1
Pacific (Ore.)	W	14-0	6-1
Pacific (Ore.)	L	5-6	6-2

at Oregon	W	2-1	7-2
Washington State	W	11-0	8-2
Washington State	W	4-0	9-2
Idaho	W	16-3	10-2
Washington	W	7-3	11-2
Washington	W	9-6	12-2
Oregon	L	5-6	12-3
at Idaho	W	4-6	13-3
at Idaho	W	13-6	14-3
at Washington State	L	5-6	14-4
at Washington State	L	4-7	14-5
at Washington	L	2-10	14-6
at Washington	L	2-3	14-7
at Oregon	L	3-4	14-8

1943

Head coach: Ralph Coleman			
14-6, 12-4 North			
North: 2nd			
Camp Adair	W	3-1	1-0
Oregon	L	1-14	1-1
at Oregon	W	4-3	2-1
Idaho	W	8-7	3-1
Idaho	W	15-2	4-1
Washington State	W	7-4	5-1
Washington State	W	8-6	6-1
Washington	L	1-3	6-2
Washington	W	7-0	7-2
at Willamette	L	5-6	7-3
at Washington State	W	2-1	8-3
at Washington State	W	6-2	9-3
at Idaho	W	9-0	10-3
at Idaho	W	5-4	11-3
at Washington	L	0-2	11-4
at Washington	W	6-3	12-4
Willamette	W	17-1	13-4
Camp Adair	L	4-8	13-5
Oregon	W	6-4	14-5
at Oregon	L	1-9	14-6

1944-1945

No varsity baseball - World War II

1946

Head coach: Ralph Coleman			
16-10, 10-6 North			
North: 2nd			
Salem Senators	L	2-8	0-1
Salem Senators	L	2-14	0-2
Salem Senators	L	0-10	0-3
at Willamette	W	17-7	1-3
Willamette	W	15-8	2-3
Willamette	W	3-2	3-3
Pacific (Ore.)	W	9-5	4-3
Linfield	W	13-1	5-3
Washington State	W	14-10	6-3
Washington State	W	3-1	7-3
Idaho	L	12-14	7-4
Idaho	W	2-1	8-4
Washington	L	7-9	8-5
Washington	L	2-6	8-6
at Portland	L	3-7	8-7
at Portland	W	14-0	9-7
at Idaho	W	7-0	10-7
at Idaho	W	13-9	11-7
at Washington State	W	10-6	12-7
at Washington State	L	5-9	12-8
at Washington	W	5-0	13-8
at Washington	L	1-5	13-9
at Oregon	W	4-3	14-9
Oregon	W	10-6	15-9
at Oregon	L	3-5	15-10
Oregon	W	9-5	16-10

2012 OREGON STATE BASEBALL

YEAR-BY-YEAR RESULTS

1947

Head coach: Ralph Coleman			
14-11, 6-10 North			
North: 4th		Rec.	
Lewis & Clark	W 7-2	1-0	
Lewis & Clark	W 11-1	2-0	
Linfield	W 5-0	3-0	
Linfield	W 6-1	4-0	
Montana	W 11-8	5-0	
Montana	W 1-0	6-0	
Willamette	W 5-4	7-0	
Willamette	W 10-3	8-0	
Salem Senators	L 4-7	8-1	
Idaho	W 14-7	9-1	
Idaho	W 12-4	10-1	
Washington State	L 3-8	10-2	
Washington State	L 10-11	10-3	
Washington	W 10-8	11-3	
Washington	L 5-7	11-4	
at Washington State	W 15-10	12-4	
at Washington State	L 1-6	12-5	
at Idaho	L 4-6	12-6	
at Idaho	L 1-4	12-7	
at Washington	L 7-9	12-8	
at Washington	W 10-9	13-8	
Oregon	W 9-8	14-8	
at Oregon	L 0-6	14-9	
Oregon	L 7-9	14-10	
at Oregon	L 6-8	14-11	

1948

Head coach: Ralph Coleman			
7-7, 4-7 North			
North: 4th		Rec.	
Salem Senators	W 6-5	1-0	
Salem Senators	W 12-6	2-0	
at Portland	L 5-6	2-1	
at Portland	W 4-2	3-1	
Washington	W 5-2	4-1	
Washington	L 1-4	4-2	
at Idaho	L 5-6	4-3	
at Idaho	W 8-3	5-3	
at Washington State	L 6-11	5-4	
at Washington	W 5-1	6-4	
at Washington	L 3-7	6-5	
at Oregon	W 7-1	7-5	
at Oregon	L 8-9	7-6	
Oregon	L 10-13	7-7	

1949

Head coach: Ralph Coleman			
15-8, 8-7 North			
North: 3rd		Rec.	
Portland	W 6-4	1-0	
Linfield	W 12-5	2-0	
Salem Senators	W 10-8	3-0	
at Lewis & Clark	W 13-4	4-0	
at Lewis & Clark	W 20-8	5-0	
at Portland	W 19-14	6-0	
at Portland	L 3-16	6-1	
Lewis & Clark	W 11-2	7-1	
Idaho	W 11-6	8-1	
Idaho	W 13-6	9-1	
Washington State	L 1-11	9-2	
Washington State	L 2-4	9-3	
Washington	W 17-7	10-3	
Washington	W 18-8	11-3	
at Washington State	L 9-10	11-4	
at Washington State	L 3-4	11-5	
at Idaho	W 5-2	12-5	
at Idaho	W 10-4	13-5	
at Washington	W 7-3	14-5	
at Washington	L 5-6	14-6	
at Oregon	L 6-7	14-7	
Oregon	W 15-7	15-7	
at Oregon	L 7-10	15-8	

1950

Head coach: Ralph Coleman			
7-12, 5-9 North			
North: 4th		Rec.	
Portland State	W 7-4	1-0	
Pacific (Ore.)	L 0-3	1-1	
Willamette	L 5-6	1-2	
Salem Senators	W 6-0	2-2	
Salem Senators	L 0-4	2-3	
Idaho	W 9-4	3-3	
Idaho	W 14-5	4-3	
Washington	W 14-4	5-3	
Washington	L 5-11	5-4	
at Idaho	L 3-5	5-5	
at Idaho	L 4-5	5-6	
at Washington State	L 1-8	5-7	
at Washington State	L 1-4	5-8	
at Washington	L 0-4	5-9	
at Washington	L 0-1	5-10	
Oregon	W 20-2	6-10	
at Oregon	W 6-3	7-10	
at Oregon	L 6-10	7-11	
Oregon	L 4-7	7-12	

1951

Head coach: Ralph Coleman			
23-6, 10-4 North			
North: 1st		Rec.	
Linfield	W 10-9	1-0	
Linfield	W 4-3	2-0	
Portland	W 7-5	3-0	
at Oregon	W 10-4	4-0	
Portland State	W 5-1	5-0	
Lewis & Clark	W 2-0	6-0	
Lewis & Clark	W 10-2	7-0	
at Portland	W 16-2	8-0	
Oregon	W 18-8	9-0	
Willamette	W 12-4	10-0	
Willamette	W 20-2	11-0	
Linfield	W 15-7	12-0	
Idaho	W 8-4	13-0	
Idaho	W 3-2	14-0	
Washington State	W 7-4	15-0	
Washington State	W 11-10	16-0	
Washington	W 12-3	17-0	
Washington	W 5-2	18-0	
at Washington State	L 3-7	18-1	
at Washington State	L 5-6	18-2	
at Washington	W 8-3	19-2	
at Washington	L 1-11	19-3	
at Oregon	L 2-10	19-4	
Oregon	W 16-2	20-4	
at Oregon	W 6-1	21-4	
Oregon	W 5-1	22-4	
at Southern California	L 4-6	22-5	
at Southern California	W 12-1	23-5	
at Southern California	L 7-10	23-6	

1952

Head coach: Ralph Coleman			
27-12, 10-6 North			
North: 1st		Rec.	
Pacific (Ore.)	W 22-5	1-0	
Linfield	W 5-0	2-0	
Linfield	W 6-0	3-0	
Portland State	W 16-3	4-0	
Willamette	W 8-4	5-0	
at Oregon	W 4-1	6-0	
Lewis & Clark	W 4-2	7-0	
Lewis & Clark	L 2-3	7-1	
Portland	W 5-3	8-1	
at Pacific (Ore.)	W 16-4	9-1	
at Linfield	L 4-5	9-2	
Oregon	L 5-12	9-3	
at Lewis & Clark	W 10-4	10-3	
Linfield	W 5-1	11-3	
Linfield	W 22-5	12-3	
Washington State	W 9-2	13-3	

Washington State	L 3-9	13-4	
at Portland	W 19-8	14-4	
Idaho	L 15-16	14-5	
Idaho	W 7-4	15-5	
Washington	W 7-1	16-5	
Washington	W 10-8	17-5	
at Idaho	W 16-5	18-5	
at Idaho	W 3-1	19-5	
at Washington State	L 3-5	19-6	
at Washington State	W 6-5	20-6	
at Washington	W 6-2	21-6	
at Washington	L 6-10	21-7	
Seattle	L 6-8	21-8	
Oregon	W 3-1	22-8	
at Oregon	L 13-14	22-9	
Oregon	W 7-6	23-9	
at Oregon	L 5-18	23-10	
Southern California	W 12-10	24-10	
Southern California	W 5-4	25-10	
Fresno State	W 2-1	26-10	
Fresno State	W 8-4	27-10	
vs. Duke	L 7-18	27-11	
vs. Texas	L 1-10	27-12	

1953

Head coach: Ralph Coleman			
15-9, 8-3 North			
North: 2nd		Rec.	
at Grant Tech	W 9-4	1-0	
at California	L 3-4	1-1	
at San Jose State	W 6-4	2-1	
at Fresno State	L 3-5	2-2	
at Fresno State	W 4-3	3-2	
Willamette	L 6-7	3-3	
at Oregon	W 8-2	4-3	
Lewis & Clark	W 9-1	5-3	
at Willamette	L 4-5	5-4	
Oregon	L 6-8	5-5	
Linfield	W 17-16	6-5	
Portland	W 8-3	7-5	
Idaho	W 4-1	8-5	
Idaho	L 2-3	8-6	
Washington State	L 4-8	8-7	
Washington State	W 13-5	9-7	
Seattle	L 6-8	9-8	
at Washington State	W 3-0	10-8	
at Washington State	W 8-3	11-8	
at Idaho	W 13-9	12-8	
at Idaho	W 3-2	13-8	
at Washington	W 9-4	14-8	
at Washington	W 9-1	15-8	
at Oregon	L 1-2	15-9	

1954

Head coach: Ralph Coleman			
12-8, 10-6 North			
North: 2nd		Rec.	
at Lewis & Clark	W 11-0	1-0	
at Oregon	L 3-5	1-1	
Willamette	L 3-4	1-2	
Salem Senators	W 9-4	2-2	
Washington State	W 7-1	3-2	
Washington State	W 6-4	4-2	
Idaho	W 11-3	5-2	
Idaho	W 8-7	6-2	
Washington	W 17-6	7-2	
Washington	W 32-7	8-2	
at Idaho	L 0-4	8-3	
at Idaho	W 10-5	9-3	
at Washington State	W 8-4	10-3	
at Washington State	L 2-10	10-4	
at Washington	L 3-5	10-5	
at Washington	W 7-4	11-5	
Oregon	L 7-9	11-6	
at Oregon	W 7-3	12-6	
Oregon	L 6-12	12-7	
at Oregon	L 0-4	12-8	

1955

Head coach: Ralph Coleman			
15-10, 8-4 North			
North: 2nd		Rec.	
at Cal-Davis	W 10-1	1-0	
at California	L 2-7	1-1	
at Stanford	L 9-15	1-2	
at San Jose State	L 1-9	1-3	
at Fresno State	L 1-8	1-4	
at Fresno State	L 7-9	1-5	
at Portland	W 12-1	2-5	
Linfield	W 7-1	3-5	
Willamette	W 3-2	4-5	
at Lewis & Clark	W 5-2	5-5	
Portland State	W 21-3	6-5	
at Salem Senators	L 1-3	6-6	
Idaho	W 16-3	7-6	
Washington	W 9-0	8-6	
Washington	W 9-5	9-6	
McChord Air Force	W 8-2	10-6	
at Washington State	W 29-12	11-6	
at Idaho	W 13-5	12-6	
at Washington State	W 9-1	13-6	
at Washington	L 1-2	13-7	
at Washington	L 5-6	13-8	
Oregon	L 1-7	13-9	
at Oregon	W 15-7	14-9	
Oregon	W 6-4	15-9	
at Oregon	L 4-10	15-10	

1956

Head coach: Ralph Coleman			
17-13, 7-8 North			
North: 3rd		Rec.	
vs. Idaho	W 5-2	1-0	
vs. Idaho	W 13-2	2-0	
vs. Washington State	W 4-3	3-0	
vs. Washington State	W 4-3	4-0	
Western Oregon	W 5-4	5-0	
Lewis & Clark	W 5-1	6-0	
Linfield	L 4-5	6-1	
at Lewis & Clark	W 6-1	7-1	
at Willamette	L 4-6	7-2	
at Portland	L 4-9	7-3	
Portland	L 2-12	7-4	
Portland State	W 3-1	8-4	
Portland State	W 4-3	9-4	
at Linfield	W 3-2	10-4	
Willamette	W 10-8	11-4	
at Oregon	L 2-11	11-5	
Oregon	L 4-11	11-6	
Idaho	W 3-2	12-6	
Idaho	W 16-13	13-6	
Washington State	L 5-7	13-7	
Washington State	L 6-12	13-8	
Washington	L 12-15	13-9	
Washington	L 5-9	13-10	
at Idaho	W 7-5	14-10	
at Idaho	W 6-1	15-10	
at Washington State	L 0-4	15-11	
at Washington State	L 3-9	15-12	
at Washington	W 5-0	16-12	
at Washington	L 0-1	16-13	
Oregon	W 11-10	17-13	

1957

Head coach: Ralph Coleman			
18-13, 8-7 North			
North: 2nd		Rec.	
vs. Idaho	L 3-6	0-1	
vs. Idaho	W 15-3	1-1	
vs. Washington State	L 10-11	1-2	
vs. Washington State	W 1-0	2-2	
Western Oregon	W 3-1	3-2	
Western Oregon	W 5-4	4-2	
Willamette	W 15-4	5-2	
Linfield	L 7-8	5-3	
Linfield	W 4-3	6-3	
at Portland	W 4-0	7-3	

2012 OREGON STATE BASEBALL

YEAR-BY-YEAR RESULTS

at Portland	W	10-3	8-3
at Linfield	L	6-9	8-4
at Willamette	W	13-10	9-4
Portland	W	6-5	10-4
Portland	L	2-6	10-5
Eugene Emeralds	L	6-7	10-6
Oregon	W	8-5	11-6
at Oregon	L	4-8	11-7
Washington State	W	12-2	12-7
Washington State	W	11-4	13-7
Idaho	L	4-6	13-8
Washington	W	7-6	14-8
Washington	W	4-3	15-8
at Washington State	W	3-1	16-8
at Washington State	L	2-3	16-9
at Idaho	W	7-4	17-9
at Idaho	L	0-1	17-10
at Washington	L	2-5	17-11
at Washington	L	7-9	17-12
at Oregon	W	8-0	18-12
Oregon	L	1-4	18-13

1958

Head coach: Ralph Coleman
18-11, 10-4 North

North: 1st		Rec.	
vs. Washington State	W	3-1	1-0
vs. Idaho	L	2-3	1-1
vs. Montana	W	16-5	2-1
at Western Oregon	W	7-1	3-1
at Linfield	L	0-4	3-2
at Linfield	W	23-3	4-2
at Lewis & Clark	W	13-7	5-2
Willamette	L	1-2	5-3
Linfield	W	5-0	6-3
Western Oregon	W	10-1	7-3
Portland	L	5-10	7-4
Portland	L	1-5	7-5
Portland State	W	12-0	8-5
Idaho	W	3-1	9-5
Idaho	W	4-2	10-5
Washington State	L	5-20	10-6
Washington State	W	3-2	11-6
Washington	W	14-0	12-6
Washington	W	15-7	13-6
at Idaho	L	2-4	13-7
at Idaho	W	13-1	14-7
at Washington State	L	5-14	14-8
at Washington State	L	2-3	14-9
at Washington	W	10-4	15-9
at Washington	W	8-7	16-9
Oregon	W	4-3	17-9
at Oregon	W	5-3	18-9
Southern California	L	0-7	18-10
Southern California	L	0-15	18-11

1959

Head coach: Ralph Coleman
21-7, 7-5 North

North: 4th		Rec.	
vs. Washington State	W	5-4	1-0
vs. Montana	W	10-2	2-0
vs. Idaho	W	10-2	3-0
at Lewis & Clark	W	6-4	4-0
at Portland	W	13-4	5-0
Lewis & Clark	W	10-0	6-0
Lewis & Clark	W	12-4	7-0
at Linfield	W	9-2	8-0
at Willamette	W	10-2	9-0
Western Oregon	W	14-1	10-0
Portland State	W	9-6	11-0
Portland	W	3-2	12-0
Portland	W	4-2	13-0
Linfield	W	15-5	14-0
Oregon	W	5-2	15-0
at Oregon	L	4-8	15-1
Eugene Emeralds	L	9-10	15-2
Washington State	L	1-6	15-3
Washington State	W	6-5	16-3

Idaho	W	11-0	17-3
Idaho	W	14-6	18-3
Washington	W	13-4	19-3
at Washington State	L	5-10	19-4
at Washington State	L	3-4	19-5
at Washington	L	2-4	19-6
at Washington	L	4-5	19-7
at Oregon	W	11-0	20-7
Oregon	W	7-4	21-7

1960

Head coach: Ralph Coleman
18-5, 7-5 North

North: 2nd		Rec.	
at Whitman	W	23-1	1-0
at Whitman	W	10-1	2-0
vs. Washington State	W	4-3	3-0
vs. Idaho	W	4-3	4-0
vs. Montana	W	6-5	5-0
Lewis & Clark	W	6-5	6-0
Lewis & Clark	W	3-0	7-0
at Portland	W	9-4	8-0
Linfield	W	6-4	9-0
Portland	W	8-7	10-0
at Oregon	L	0-5	10-1
Oregon	W	4-0	11-1
Idaho	W	5-0	12-1
Idaho	W	7-2	13-1
Washington	W	9-6	14-1
Washington	W	11-6	15-1
at Washington State	L	0-3	15-2
at Washington State	L	2-11	15-3
at Idaho	L	9-13	15-4
at Idaho	W	9-4	16-4
at Washington	L	3-5	16-5
at Washington	W	9-0	17-5
Oregon	W	11-8	18-5

1961

Head coach: Ralph Coleman
27-14, 8-6 North

North: 2nd		Rec.	
at Fresno State	L	4-1	0-1
at Fresno State	L	0-16	0-2
at California	L	5-6	0-3
at CSU-Sacramento	L	7-8	0-4
at UC-Davis	L	16-17	0-5
Pacific (Ore.)	W	21-2	1-5
Lewis & Clark	W	17-0	2-5
Lewis & Clark	W	21-2	3-5
at Portland	W	8-6	4-5
Portland State	W	7-0	5-5
Linfield	W	14-3	6-5
Linfield	W	7-4	7-5
at Lewis & Clark	W	8-1	8-5
at Lewis & Clark	W	25-2	9-5
Willamette	L	0-3	9-6
Willamette	W	8-4	10-6
Portland	W	12-2	11-6
at Linfield	W	3-1	12-6
at Linfield	W	6-5	13-6
at Willamette	W	17-0	14-6
Idaho	W	6-2	15-6
Washington State	W	10-3	16-6
Washington State	W	5-3	17-6
Washington	W	3-1	18-6
at Idaho	L	9-10	18-7
at Idaho	L	7-8	18-8
at Washington State	L	8-9	18-9
at Washington State	L	2-3	18-10
at Washington	W	5-3	19-10
at Washington	L	1-2	19-11
at Oregon	W	4-1	20-11
at Oregon	W	7-6	21-11
Oregon	L	3-8	21-12
Oregon	W	7-6	22-12
vs. Hawaii Marines	W	5-3	23-12
vs. Hickam Field AFB	W	4-1	24-12
vs. Pearl Harbor	W	6-2	25-12

vs. SUBPAC	W	4-3	26-12
vs. Hawaii	W	3-0	27-12
vs. Naval Air	L	1-3	27-13
vs. Keio, Japan	L	2-3	27-14

1962

Head coach: Ralph Coleman
26-6, 11-4 North

North: 1st		Rec.	
at Nevada	W	9-1	1-0
at Nevada	W	15-3	2-0
at Nevada	W	5-3	3-0
at Portland State	W	13-2	4-0
Portland	W	13-1	5-0
Willamette	W	8-0	6-0
Linfield	W	7-2	7-0
Linfield	W	5-4	8-0
at Linfield	W	9-7	9-0
Portland State	W	7-1	10-0
at Portland	W	16-0	11-0
Seattle	W	10-0	12-0
Seattle	W	14-6	13-0
Pacific (Ore.)	W	12-0	14-0
at Willamette	W	11-3	15-0
at Oregon	W	8-6	16-0
Oregon	W	8-6	17-0
Idaho	W	7-5	18-0
Idaho	L	4-8	18-1
Washington State	W	6-1	19-1
Washington	W	10-0	20-1
Washington	W	13-3	21-1
at Idaho	W	5-0	22-1
at Idaho	W	16-12	23-1
at Washington State	L	9-10	23-2
at Washington State	W	7-5	24-2
at Washington	W	4-0	25-2
at Washington	W	15-2	26-2
Oregon	L	0-1	26-3
at Oregon	L	2-3	26-4
at Santa Clara	L	1-8	26-5
at Santa Clara	L	5-7	26-6

1963

Head coach: Ralph Coleman
23-12, 11-4 North

North: 1st		Rec.	
at Arizona	W	7-4	1-0
at Arizona	W	4-3	2-0
at Arizona	L	2-3	2-1
at Arizona State	L	4-5	2-2
at Arizona State	W	8-6	3-2
at Arizona State	W	8-5	4-2
at Arizona State	L	2-7	4-3
at Linfield	L	0-1	4-4
at Linfield	L	3-4	4-5
Portland	W	8-3	5-5
Linfield	W	4-3	6-5
Linfield	W	5-3	7-5
at Portland	W	12-0	8-5
vs. Lewis & Clark	W	6-2	9-5
Seattle	W	7-2	10-5
Seattle	W	5-3	11-5
Portland State	L	2-6	11-6
Washington State	W	9-3	12-6
Washington State	W	7-5	13-6
Idaho	W	9-0	14-6
Washington	W	8-0	15-6
Washington	W	9-1	16-6
at Washington State	L	4-7	16-7
at Washington State	W	8-5	17-7
at Idaho	L	6-9	17-8
at Idaho	W	22-6	18-8
at Washington	W	2-1	19-8
at Washington	W	5-4	20-8
at Oregon	W	3-0	21-8
at Oregon	L	1-2	21-9
Oregon	W	5-0	22-9
Oregon	L	3-4	22-10

Southern California	L	5-6	22-11
Southern California	W	8-6	23-11
Southern California	L	5-7	23-12

1964

Head coach: Ralph Coleman
25-11, 8-8 North

North: 3rd		Rec.	
at Southern Oregon	W	9-0	1-0
at Southern Oregon	W	4-0	2-0
at California	L	0-3	2-1
at Stanford	W	6-0	3-1
at Stanford	W	9-7	4-1
at Santa Clara	L	0-4	4-2
at Chico State	W	4-3	5-2
at Chico State	W	19-1	6-2
at Chico State	W	6-5	7-2
at Linfield	W	6-2	8-2
at Linfield	W	3-1	9-2
at Portland State	W	10-2	10-2
Linfield	L	5-6	10-3
Pacific (Ore.)	W	7-2	11-3
Portland	W	10-0	12-3
Portland State	W	20-1	13-3
at Portland	W	19-6	14-3
Willamette	W	8-1	15-3
Lewis & Clark	W	9-0	16-3
at Oregon	W	3-1	17-3
Oregon	L	2-5	17-4
Washington State	W	3-0	18-4
Washington State	W	2-1	19-4
Idaho	L	1-2	19-5
Idaho	W	10-4	20-5
Washington	W	12-5	21-5
Washington	W	15-2	22-5
at Willamette	W	8-1	23-5
at Idaho	L	2-5	23-6
at Idaho	W	3-1	24-6
at Washington State	L	6-11	24-7
at Washington State	L	6-19	24-8
at Washington	L	1-3	24-9
at Washington	L	2-4	24-10
Oregon	L	1-3	24-11
at Oregon	W	5-1	25-11

1965

Head coach: Ralph Coleman
15-19, 7-11 North

North: 3rd		Rec.	
at Arizona	W	8-6	1-0
at Arizona	L	1-9	1-1
at Arizona	L	6-7	1-2
at Arizona State	L	3-10	1-3
at Arizona State	L	3-9	1-4
at Arizona State	L	4-9	1-5
at Arizona State	L	0-2	1-6
at Linfield	W	9-1	2-6
Linfield	W	5-2	3-6
Linfield	W	4-3	4-6
Willamette	W	8-1	5-6
at Lewis & Clark	L	2-3	5-7
at Portland	W	9-4	6-7
Pacific (Ore.)	L	4-14	6-8
at Portland State	W	3-2	7-8
Portland	W	7-3	8-8
Oregon	W	8-7	9-8
at Oregon	W	4-3	10-8
at Oregon	L	0-1	10-9
at Washington State	W	5-4	11-9
at Washington State	L	0-3	11-10
at Washington State	L	2-3	11-11
Washington	L	1-6	11-12
Washington	L	2-6	11-13
Washington	W	5-4	12-13
Washington State	L	6-8	12-14
Washington State	L	2-9	12-15
Washington State	L	1-9	12-16
at Washington	W	8-3	13-16
at Washington	W	7-4	14-16

2012 OREGON STATE BASEBALL

YEAR-BY-YEAR RESULTS

at Washington	W	4-3	15-16
at Oregon	L	1-3	15-17
Oregon	L	7-8	15-18
Oregon	L	10-13	15-19

1966

Head coach: Ralph Coleman

18-17, 4-13 North			Rec.
North: 4th			
at Arizona	L	3-12	0-1
at Arizona	L	3-9	0-2
at Arizona	L	2-3	0-3
at Northern Arizona	W	6-2	1-3
at Northern Arizona	W	13-11	2-3
at Grand Canyon	W	6-3	3-3
at Northern Arizona	W	8-3	4-3
Western Oregon	W	9-5	4-4
Portland State	W	7-2	5-4
at Portland State	W	4-0	6-4
at Portland State	W	3-0	7-4
Portland	W	5-4	8-4
at Linfield	W	6-1	9-4
at Linfield	W	6-5	10-4
Pacific (Ore.)	W	3-2	11-4
Portland State	W	2-1	12-4
at Oregon	W	3-2	13-4
Oregon	L	2-5	13-5
Oregon	W	4-3	14-5
at Portland	W	7-1	15-5
Washington State	L	2-3	15-6
Washington State	L	1-4	15-7
Washington State	L	2-15	15-8
at Washington	L	3-4	15-9
at Washington	L	1-2	15-10
at Washington	L	6-12	15-11
at Washington State	L	0-1	15-12
at Washington State	L	4-5	15-13
Willamette	L	8-11	15-14
Washington	W	5-4	16-14
Washington	W	5-4	17-14
Washington	L	1-12	17-15
Oregon	L	8-9	17-16
at Oregon	L	0-4	17-17
at Oregon	L	1-2	17-18

1967

Head coach: Gene Tanselli

24-13, 9-6 Pacific-8			Rec.
Pac-8: 4th			
at Arizona State	W	5-1	1-0
at Arizona State	W	7-5	2-0
at Arizona State	L	3-7	2-1
vs. Albuquerque	L	0-5	2-2
vs. Grand Canyon	W	12-2	3-2
vs. Northern Arizona	L	5-11	3-3
vs. Albuquerque	L	0-5	3-4
vs. Northern Arizona	L	5-6	3-5
Portland State	W	6-3	4-5
Portland State	L	0-5	4-6
at Pacific (Ore.)	W	5-1	5-6
at Linfield	L	0-1	5-7
at Portland State	W	8-2	6-7
Oregon St. Alum (ex.)	W	7-3	7-7
Pacific (Ore.)	W	7-1	8-7
Portland	W	11-0	9-7
at Stanford	L	1-4	9-8
at Stanford	L	1-2	9-9
at California	L	3-6	9-10
at California	W	5-2	10-10
Washington	W	8-5	11-10
Washington State	W	3-1	12-10
Washington State	W	1-0	13-10
Western Oregon	W	6-0	14-10
vs. Washington State	L	0-13	14-11
at Portland	W	7-3	15-11
Linfield	W	3-1	16-11
at Portland State	W	6-2	17-11
Oregon	L	1-6	17-12
Willamette	W	14-5	18-12

Portland State	W	10-0	19-12
UCLA	W	4-1	20-12
UCLA	W	5-4	21-12
Southern California	W	5-0	22-12
Southern California	L	1-5	22-13
Oregon	W	4-2	23-13
at Oregon	W	8-5	24-13

1968

Head coach: Gene Tanselli

23-13-1, 6-12 Pacific-8			Rec.
Pac-8: 7th			
at CSU-Sacramento	W	5-3	1-0
at Cal Poly-SLO	W	2-1	2-0
vs. UC-Santa Barbara	L	1-6	2-1
vs. Washington	W	6-2	3-1
vs. Westmont	W	7-3	4-1
vs. Chapman	W	6-5	5-1
vs. Grambling	W	10-5	6-1
Linfield	W	4-0	7-1
OSU Alumni (ex.)	W	7-3	8-1
Willamette	W	6-1	9-1
at Western Oregon	W	7-0	10-1
Pacific (Ore.)	W	10-2	11-1
at Linfield	W	10-1	12-1
at Pacific (Ore.)	T	4-4	12-1
Willamette	W	9-8	13-1
Portland State	W	6-2	14-1
Western Oregon	W	8-2	15-1
at Washington	W	2-0	16-1
at Washington State	L	1-3	16-2
at Washington State	W	5-2	17-2
Portland	W	7-6	18-2
at Southern California	L	3-7	18-3
at UCLA	L	8-11	18-4
at UCLA	L	1-2	18-5
at Stanford	L	0-2	18-6
at Stanford	L	2-11	18-7
at California	L	1-13	18-8
Eastern Oregon	W	12-11	19-8
at Oregon	L	4-5	19-9
Portland State	W	6-5	20-9
Washington State	W	4-2	21-9
Washington	W	7-6	22-9
Washington	W	15-3	23-9
Stanford	W	4-1	24-9
California	L	1-4	24-10
California	L	1-3	24-11
UCLA	L	5-8	24-12
at Oregon	L	3-8	24-13

1969

Head coach: Gene Tanselli

17-20-1, 9-12 Pacific-8			Rec.
Pac-8: 5th			
Western Oregon	W	5-0	1-0
at Santa Clara	L	3-4	1-1
at Santa Clara	L	0-6	1-2
at Fresno State	L	2-8	1-3
vs. Chapman	L	3-8	1-4
vs. California	W	6-4	2-4
at UC-Santa Barbara	L	3-4	2-5
vs. Westmont	W	10-7	3-5
at Cal Poly-SLO	T	1-1	3-5
Pacific (Ore.)	W	12-2	4-5
at Portland State	W	4-0	5-5
Portland State	L	2-3	5-6
at Portland	W	21-4	6-6
Washington	W	6-5	7-6
Washington State	W	7-6	8-6
Washington State	W	5-4	9-6
Portland	L	2-3	9-7
at Stanford	L	0-4	9-8
at California	L	1-6	9-9
at California	L	2-9	9-10
at Southern California	L	1-3	9-11
at Southern California	L	4-8	9-12
at UCLA	L	1-2	9-13
at Washington State	W	12-5	10-13

at Washington	W	2-1	11-13
at Washington	W	6-5	12-13
Portland State	L	1-2	12-14
Oregon	W	5-3	13-14
at Portland State	W	4-3	14-14
at Western Oregon	W	7-5	15-14
Southern California	L	6-8	15-15
UCLA	L	2-12	15-16
UCLA	L	1-3	15-17
Stanford	L	3-4	15-18
Stanford	L	2-12	15-19
California	L	1-7	15-20
Oregon	W	9-4	16-20
at Oregon	W	3-1	17-20

1970

Head coach: Gene Tanselli

19-15, 6-12 North			Rec.
North: 2nd			
at Fresno State	L	2-3	0-1
vs. Arizona State	L	3-10	0-2
vs. Stanford	L	13-3	0-3
vs. Air Force	W	10-0	1-3
vs. Tulsa	W	7-3	2-3
vs. Southern California	L	0-4	2-4
vs. St John's	W	8-1	3-4
vs. Cal-Riverside	W	2-1	4-4
Western Oregon	L	7-14	4-5
at Pacific (Ore.)	W	2-1	5-5
Portland	L	3-7	5-6
at Portland State	L	1-2	5-7
at Portland State	W	9-0	6-7
at Linfield	W	7-5	7-7
at Oregon	L	5-13	7-8
at Portland	W	3-0	8-8
Portland State	W	1-0	9-8
at Washington State	L	1-11	9-9
Portland State	W	15-0	10-9
Washington	W	4-2	11-9
at California	W	7-3	12-9
at California	L	3-10	12-10
at Stanford	W	5-1	13-10
at Stanford	W	3-1	14-10
Lewis & Clark	W	9-2	15-10
at Western Oregon	W	5-0	16-10
UCLA	L	2-7	16-11
UCLA	L	3-4	16-12
Puget Sound	W	2-1	17-12
Oregon	L	3-5	17-13
at Oregon	W	4-2	18-13
vs. Southern California	L	3-11	18-14
vs. Washington State	W	10-4	19-14
vs. UCLA	L	2-13	19-15

1971

Head coach: Gene Tanselli

18-17, 6-10 North			Rec.
North: 3rd			
at UC-Riverside	L	6-7	0-1
vs. Kansas State	L	9-10	0-2
vs. Air Force	W	2-0	1-2
vs. Brigham Young	W	5-2	2-2
vs. Arizona State	L	4-5	2-3
vs. Stanford	L	5-10	2-4
vs. Oklahoma	L	4-6	2-5
vs. Puget Sound	L	5-9	2-6
vs. St Mary's (Calif.)	W	6-1	3-6
vs. Seattle	W	4-3	4-6
Puget Sound	W	14-6	5-6
Oregon	W	4-2	6-6
at Pacific (Ore.)	W	8-0	7-6
Linfield	W	12-6	8-6
Washington	W	4-3	9-6
Washington	W	5-4	10-6
Portland	L	0-3	10-7
at Washington	W	4-1	11-7
at Washington State	L	0-1	11-8
at Washington State	L	7-8	11-9
at Portland	W	8-4	12-9

Portland State	W	10-5	13-9
at UCLA	L	3-4	13-10
at UCLA	L	1-5	13-11
at Southern California	L	4-10	13-12
at Southern California	L	6-9	13-13
at Portland State	W	10-6	14-13
Lewis & Clark	W	7-6	15-13
Stanford	W	4-3	16-13
Stanford	L	7-16	16-14
California	L	1-2	16-15
California	L	5-12	16-16
Portland State	W	10-5	17-16
at Oregon	W	10-6	18-16
Oregon	L	3-4	18-17

1972

Head coach: Gene Tanselli

13-24, 2-15 North			Rec.
North: 4th			
vs. Loyola (Calif.)	W	10-6	1-0
vs. Cal-Irvine	L	2-7	1-1
vs. Chapman	W	4-3	2-1
vs. Brigham Young	W	5-2	3-1
vs. Cal State-Fullerton	L	5-6	3-2
vs. Colorado	W	6-3	4-2
vs. Cal State-Fullerton	L	4-13	4-3
Willamette	W	6-2	5-3
vs. Seattle	L	6-8	5-4
at Portland State	L	0-1	5-5
Western Oregon	L	5-6	5-6
Portland	W	2-1	6-6
at Oregon	L	6-7	6-7
Oregon	L	1-7	6-8
Oregon	L	0-14	6-9
at Portland State	L	2-3	6-10
at Pacific (Ore.)	W	10-0	7-10
Washington State	L	0-7	7-11
Washington State	L	1-7	7-12
Washington State	L	2-11	7-13
Portland State	W	4-3	8-13
Linfield	W	11-3	9-13
at Washington State	L	5-6	9-14
at Washington State	L	3-4	9-15
at Washington State	L	3-9	9-16
at Portland	L	3-4	9-17
at Southern Oregon	W	8-5	10-17
Washington	L	7-9	10-18
Washington	L	1-2	10-19
Washington	W	7-1	11-19
Washington	L	3-7	11-20
Washington	W	9-2	12-20
at Western Oregon	W	5-4	13-20
at Portland State	L	1-8	13-21
Oregon	L	1-10	13-22
at Oregon	L	3-10	13-23
at Oregon	L	2-3	13-24

1973

Head coach: Jack Riley

15-20-1, 5-13 North			Rec.
North: 4th			
vs. Utah	W	8-2	1-0
at San Diego State	L	4-5	1-1
vs. Utah	W	8-4	2-1
at San Diego State	L	6-11	2-2
at San Diego	L	1-4	2-3
Western Oregon	W	12-3	3-3
vs. Seattle	T	2-2	3-3
at Portland State	W	12-4	4-3
at Portland State	L	0-1	4-4
Portland	W	11-4	5-4
Washington	W	11-7	6-4
Washington	W	11-1	7-4
Washington	W	9-1	8-4
Southern Oregon	L	3-4	8-5
Willamette	W	6-0	9-5
Oregon	W	9-8	10-5
at Oregon	L	4-7	10-6
at Oregon	L	6-9	10-7

2012 OREGON STATE BASEBALL

YEAR-BY-YEAR RESULTS

at Washington State	L	4-9	10-8
at Washington State	L	3-6	10-9
at Washington State	L	6-7	10-10
Portland State	W	5-4	11-10
at Lewis & Clark	L	2-6	11-11
Washington State	L	6-26	11-12
Washington State	L	2-5	11-13
Washington State	L	1-4	11-14
at Portland	L	4-7	11-15
Lewis & Clark	W	2-1	12-15
at Washington	L	2-3	12-16
at Washington	L	1-2	12-17
at Washington	W	3-1	13-17
Portland State	W	9-2	14-17
at Western Oregon	W	2-1	15-17
at Oregon	L	0-10	15-18
Oregon	L	1-2	15-19
Oregon	L	5-7	15-20

1974

Head coach: Jack Riley

16-23, 6-12 North

North: 3rd		Rec.	
at Chico State	L	4-5	0-1
at Chico State	L	5-8	0-2
at Santa Clara	L	4-7	0-3
at Cal State-Hayward	L	3-4	0-4
at San Francisco	W	6-0	1-4
at San Jose State	L	7-11	1-5
at CSU-Hayward	W	14-3	2-5
at San Jose State	L	7-9	2-6
at CSU-Sacramento	W	9-5	3-6
at Humboldt State	L	7-12	3-7
Portland State	W	4-2	4-7
vs. Puget Sound	L	0-1	4-8
vs. Washington	L	3-4	4-9
at Portland State	L	3-12	4-10
Washington State	L	6-7	4-11
Washington State	L	1-3	4-12
Washington State	L	1-15	4-13
Portland	W	3-2	5-13
Southern Oregon	W	11-2	6-13
at Washington	W	3-1	7-13
at Washington	L	1-2	7-14
at Washington	L	4-5	7-15
at Portland State	L	1-5	7-16
at Oregon	L	2-12	7-17
Oregon	W	3-2	8-17
Oregon	L	2-7	8-18
at Portland	W	6-3	9-18
Western Oregon	W	5-3	10-18
Washington	W	7-1	11-18
Washington	W	11-1	12-18
Washington	W	8-7	13-18
at Portland State	W	8-1	14-18
at Washington State	L	6-7	14-19
at Washington State	L	2-3	14-20
at Washington State	L	2-3	14-21
Oregon Tech	W	15-5	15-21
Oregon	W	7-6	16-21
at Oregon	L	9-10	16-22
at Oregon	L	5-6	16-23

1975

Head coach: Jack Riley

28-10-1, 13-5 North

North: 2nd		Rec.	
vs. Puget Sound	W	13-3	1-0
vs. Washington State	L	2-5	1-1
vs. Gonzaga	W	5-2	2-1
vs. Boise State	W	10-3	3-1
vs. West. Washington	W	7-0	4-1
vs. Lewis-Clark State	W	8-3	5-1
at Santa Clara	T	2-2	5-1
at San Jose State	L	4-5	5-2
at CSU-Stanislaus	W	8-7	6-2
vs. California	W	6-3	7-2
vs. Nevada-Las Vegas	L	3-4	7-3
vs. Air Force	W	7-2	8-3

vs. Laverne	W	4-3	9-3
Pacific (Ore.)	W	8-7	10-3
at Washington State	L	0-7	10-4
at Washington State	W	11-3	11-4
at Washington State	W	10-7	12-4
Western Oregon	W	8-7	13-4
Washington	W	14-2	14-4
Washington	W	10-9	15-4
Washington	W	22-9	16-4
at Portland State	W	9-5	17-4
Puget Sound	L	2-3	17-5
Oregon	W	3-0	18-5
at Oregon	L	6-8	18-6
at Oregon	W	7-4	19-6
at Washington	W	10-5	20-6
at Washington	W	6-2	21-6
at Washington	W	9-0	22-6
at Pacific (Ore.)	W	7-2	23-6
Western Oregon	W	9-7	24-6
at Washington State	L	8-11	24-7
at Washington State	L	3-7	24-8
at Washington State	W	6-7	25-8
at Portland	W	5-4	26-8
at Oregon	L	1-7	26-9
Oregon	W	6-5	27-9
Oregon	W	11-7	28-9
at Washington State	L	4-6	28-10

1976

Head coach: Jack Riley

31-15, 12-6 North

North: 2nd		Rec.	
Pacific (Ore.)	W	7-1	1-0
Pacific (Ore.)	W	3-0	2-0
at Chico State	W	7-2	3-0
vs. Delaware	W	2-1	4-0
vs. Eastern Michigan	L	1-5	4-1
vs. Arizona State	L	9-11	4-2
vs. Stanford	L	6-8	4-3
at UC-Riverside	W	3-2	5-3
vs. Tulsa	W	1-0	6-3
vs. Brigham Young	W	5-0	7-3
at CSU-Los Angeles	L	0-3	7-4
at Southern California	L	5-6	7-5
at CSU-Los Angeles	L	5-13	7-6
vs. Grand Canyon	L	1-5	7-7
vs. Nevada-Las Vegas	L	5-7	7-8
vs. Brigham Young	W	13-7	8-8
vs. Arizona State	L	8-9	8-9
vs. Washington State	W	11-2	9-9
Portland	W	15-2	10-9
at Pacific (Ore.)	W	10-0	11-9
Portland State	W	6-1	12-9
Western Oregon	W	14-6	13-9
at Washington	L	2-3	13-10
at Washington	W	9-1	14-10
Western Oregon	W	8-2	15-10
Washington State	W	4-0	16-10
Washington State	W	2-1	17-10
Washington State	L	2-12	17-11
at Portland	W	4-3	18-11
Linfield	W	11-2	19-11
at Oregon	W	9-5	20-11
Oregon	W	8-0	21-11
Oregon	W	3-1	22-11
Western Oregon	W	9-1	23-11
Puget Sound	W	3-0	24-11
at Washington State	L	0-1	24-12
at Washington State	L	3-13	24-13
at Washington State	L	2-3	24-14
at Portland State	W	7-1	25-14
Washington	W	8-3	26-14
Washington	W	8-3	27-14
Washington	W	7-6	28-14
Washington	W	12-3	29-14
Oregon	W	10-0	30-14
Oregon	L	2-3	30-15
at Oregon	W	4-3	31-15

1977

Head coach: Jack Riley

31-17, 12-6 North

North: 2nd		Rec.	
Pacific (Ore.)	W	6-0	1-0
Pacific (Ore.)	W	4-1	2-0
at Chico State	W	4-1	3-0
at Chico State	W	5-3	4-0
vs. Cal Poly	W	12-9	5-0
at Southern California	L	3-4	5-1
at Cal State Fullerton	L	1-6	5-2
vs. Pepperdine	L	12-14	5-3
vs. Northern Arizona	L	6-13	5-4
vs. Grand Canyon	W	7-1	6-4
at Arizona State	L	6-11	6-5
vs. Arizona	L	3-7	6-6
at Cal Poly	L	5-7	6-7
at San Jose State	W	3-1	7-7
at Santa Clara	W	1-0	8-7
vs. San Francisco	W	17-2	9-7
vs. Pacific (Calif.)	L	4-5	9-8
vs. Arizona	L	3-11	9-9
vs. Stanford	L	0-9	9-10
vs. San Diego State	W	7-5	10-10
Western Oregon	W	15-1	11-10
Washington	W	8-1	12-10
Washington	W	4-3	13-10
Washington	W	11-3	14-10
at Linfield	W	7-3	15-10
Western Oregon	W	4-0	16-10
at Washington State	L	2-4	16-11
at Washington State	W	7-5	17-11
at Washington State	L	0-9	17-12
Willamette	W	12-5	18-12
at Pacific (Ore.)	W	13-1	19-12
Oregon	W	4-2	20-12
at Oregon	W	6-2	21-12
at Oregon	W	10-5	22-12
Portland	W	10-3	23-12
at Willamette	W	11-5	24-12
Washington State	L	4-11	24-13
Washington State	W	4-3	25-13
Washington State	L	2-5	25-14
at Washington	W	5-2	26-14
at Washington	L	1-9	26-15
at Washington	W	6-1	27-15
at Western Oregon	W	7-0	28-15
Puget Sound	W	5-2	29-15
at Oregon	W	11-4	30-15
Oregon	L	1-7	30-16
Oregon	W	18-3	31-16
at Portland State	L	4-5	31-17

1978

Head coach: Jack Riley

22-22-2, 6-9 North

Pac-10 North: 3rd		Rec.	
Pacific (Ore.)	W	6-1	1-0
Pacific (Ore.)	W	4-2	2-0
at Chico State	W	11-0	3-0
at Chico State	L	1-5	3-1
at CSU-Sacramento	W	19-0	4-1
at CSU-Hayward	W	1-0	5-1
at CSU-Hayward	W	2-1	6-1
at St Mary's (Calif.)	T	4-4	6-1
vs. Portland State	L	1-10	6-2
vs. CSU-Los Angeles	W	6-5	7-2
vs. CSU-Los Angeles	L	0-1	7-3
at Fresno State	L	6-11	7-4
vs. Portland State	L	2-6	7-5
at Fresno State	L	1-11	7-6
vs. California	L	5-11	7-7
vs. Maine	W	6-0	8-7
vs. Stanford	L	7-11	8-8
vs. Oral Roberts	L	1-5	8-9
vs. Cal-Riverside	W	4-2	9-9
vs. Washington State	W	2-0	10-9
vs. Valdosta State	W	4-2	11-9
Portland	W	3-2	12-9
Southern Oregon	W	13-3	13-9

Washington State	L	8-11	13-10
Washington State	W	2-1	14-10
Washington State	L	2-4	14-11
Portland State	W	23-3	15-11
at Western Oregon	L	1-5	15-12
at Puget Sound	W	25-3	16-12
at Washington	T	0-0	16-12
at Washington	W	4-3	17-12
Linfield	L	6-7	17-13
Oregon	W	5-2	18-13
Oregon	L	4-5	18-14
at Oregon	W	6-4	19-14
at Linfield	L	3-9	19-15
Washington	L	6-9	19-16
Washington	L	6-12	19-17
Washington	W	5-4	20-17
Washington	L	5-6	20-18
Western Oregon	W	9-0	21-18
at Portland	L	5-10	21-19
at Washington State	W	5-2	22-19
at Washington State	L	2-3	22-20
at Washington State	L	4-5	22-21
at Oregon	L	10-12	22-22

1979

Head coach: Jack Riley

21-25, 4-11 North

Pac-10 North: 3rd		Rec.	
at Hawaii	L	1-2	0-1
at Hawaii	L	2-4	0-2
at Hawaii	L	13-14	0-3
at Hawaii	L	3-4	0-4
at Hawaii	L	2-5	0-5
at Hawaii	L	2-6	0-6
Pacific (Ore.)	W	4-2	1-6
Pacific (Ore.)	W	4-0	2-6
at Oregon Tech	W	19-1	3-6
at Oregon Tech	W	18-0	4-6
at Pacific (Calif.)	L	1-9	4-7
at San Jose State	W	7-2	5-7
at CSU-Stanislaus	L	4-11	5-8
at Fresno State	L	2-6	5-9
vs. Pepperdine	L	1-2	5-10
vs. Washington State	L	3-4	5-11
vs. Wyoming	W	11-8	6-11
vs. UNLV	L	5-6	6-12
vs. Pepperdine	L	4-7	6-13
at Fresno State	L	1-9	6-14
at CSU-Sacramento	W	9-2	7-14
Portland State	W	1-0	8-14
Oregon Tech	W	5-1	9-14
Lewis & Clark	W	7-2	10-14
Willamette	W	3-2	11-14
at Washington State	L	2-3	11-15
at Washington State	L	1-8	11-16
at Washington State	L	5-8	11-17
Washington	L	6-7	11-18
Washington	L	0-2	11-19
Washington	L	1-7	11-20
Oregon	W	1-0	12-20
at Oregon	W	7-3	13-20
at Oregon	W	7-3	14-20
Linfield	W	4-1	15-20
at Willamette	W	8-2	16-20
at Puget Sound	W	15-4	17-20
at Washington	L	1-12	17-21
at Washington	L	0-7	17-22
at Washington	L	3-4	17-23
Western Oregon	W	7-3	18-23
at Portland State	W	5-4	19-23
at Lewis & Clark	W	21-3	20-23
at Oregon	L	2-7	20-24
Oregon	W	2-0	21-24
Oregon	L	2-6	21-25

2012 OREGON STATE BASEBALL

YEAR-BY-YEAR RESULTS

1980

Head coach: Jack Riley

33-16, 8-9 North

Pac-10 North: 2nd

			Rec.
Pacific (Ore.)	W	17-0	1-0
Pacific (Ore.)	W	6-0	2-0
at Chico State	L	6-14	2-1
at Pacific (Calif.)	W	4-3	3-1
at Long Beach State	L	2-5	3-2
at Long Beach State	W	2-1	4-2
at Long Beach State	L	4-8	4-3
at Pepperdine	W	3-2	5-3
at Pepperdine	W	7-3	6-3
vs. Oral Roberts	L	3-6	6-4
vs. Oral Roberts	W	5-4	7-4
at Fresno State	L	7-12	7-5
at Chico State	W	17-5	8-5
at Oregon Tech	W	9-3	9-5
Puget Sound	W	8-4	10-5
Puget Sound	W	14-0	11-5
Puget Sound	W	5-0	12-5
at Gonzaga	W	5-3	13-5
at Gonzaga	L	6-8	13-6
Portland State	W	3-1	14-6
Concordia	W	12-0	15-6
George Fox	W	7-4	16-6
Washington	W	2-1	17-6
at Washington State	L	7-8	17-7
at Washington State	L	4-7	17-8
at Washington State	L	5-7	17-9
at Portland	W	10-4	18-9
at Linfield	W	11-7	19-9
Southern Oregon	W	10-2	20-9
at Oregon	L	3-4	20-10
Oregon	W	7-1	21-10
Oregon	W	2-1	22-10
at Portland State	W	8-4	23-10
Linfield	W	22-8	24-10
Washington State	L	3-9	24-11
Washington State	L	3-9	24-12
Washington State	W	12-11	25-12
Lewis & Clark	W	11-2	26-12
at Western Oregon	W	21-3	27-12
Willamette	W	12-3	28-12
at Washington	L	2-3	28-13
at Washington	W	11-7	29-13
at Washington	L	3-4	29-14
at Washington	W	11-7	30-14
Portland	L	0-10	30-15
Western Oregon	W	9-1	31-15
at Oregon	W	8-2	32-15
at Oregon	L	3-8	32-16
Oregon	W	3-2	33-16

1981

Head coach: Jack Riley

29-14-1, 11-7 North

Pac-10 North: 2nd

			Rec.
Western Oregon	W	15-1	1-0
Pacific (Ore.)	W	6-5	2-0
Pacific (Ore.)	W	2-0	3-0
vs. Washington State	L	9-12	3-1
at Lewis-Clark State	W	13-10	4-1
vs. Gonzaga	W	8-1	5-1
vs. East. Washington	W	6-3	6-1
at Lewis-Clark State	L	4-5	6-2
Oregon Tech	W	11-6	7-2
Oregon Tech	W	8-7	8-2
vs. Willamette	L	4-5	8-3
at Chico State	W	6-0	9-3
at Pacific (Calif.)	W	6-5	10-3
vs. Brigham Young	W	6-3	11-3
vs. UC-Santa Barbara	L	6-7	11-4
vs. Fresno State	L	5-8	11-5
vs. Brigham Young	L	2-3	11-6
vs. UC-Santa Barbara	W	5-2	12-6
vs. Washington State	W	5-4	13-6
at San Jose State	L	4-14	13-7
at Chico State	T	9-9	13-7
at Washington	L	1-8	13-8

at Washington	W	7-4	14-8
Washington State	L	3-6	14-9
Washington State	W	6-2	15-9
Western Oregon	W	7-1	16-9
Southern Oregon	W	10-0	17-9
Oregon	L	4-11	17-10
at Oregon	W	7-3	18-10
at Oregon	W	7-5	19-10
at Washington State	W	12-0	20-10
at Washington State	W	9-8	21-10
at Washington State	L	3-12	21-11
at Washington State	L	2-8	21-12
at Portland	W	12-1	22-12
at George Fox	W	23-1	23-12
at Washington	W	11-5	24-12
Washington	W	14-12	25-12
Washington	W	10-2	26-12
Washington	L	4-14	26-13
at Western Oregon	W	6-2	27-13
at Oregon	L	8-10	27-14
Oregon	W	8-3	28-14
Oregon	W	8-6	29-14

1982

Head coach: Jack Riley

29-15, 16-8 North

Pac-10 North: 1st

			Rec.
vs. East. Washington	L	3-4	0-1
at Lewis-Clark State	W	15-7	1-1
vs. Washington State	L	9-13	1-2
at Lewis-Clark State	W	10-4	2-2
at Pacific (Ore.)	W	3-1	3-2
at Oregon Tech	W	15-3	4-2
at Oregon Tech	W	14-6	5-2
at St. Mary's (Calif.)	L	3-5	5-3
at Santa Clara	W	5-1	6-3
at Pacific (Calif.)	W	5-1	7-3
vs. UC-Santa Barbara	L	6-8	7-4
at San Jose State	L	0-7	7-5
at San Jose State	W	9-2	8-5
Western Oregon	W	19-2	9-5
Portland State	W	5-4	10-5
at Portland State	W	9-2	11-5
Eastern Washington	W	3-1	12-5
Eastern Washington	L	3-4	12-6
at Washington State	L	3-4	12-7
at Washington State	W	13-12	13-7
at Gonzaga	W	6-5	14-7
at Gonzaga	L	7-11	14-8
Southern Oregon	W	14-5	15-8
at Portland State	W	5-4	16-8
Western Oregon	W	12-1	17-8
Washington	W	5-2	18-8
Washington	W	6-1	19-8
Portland	W	3-1	20-8
Portland	W	8-1	21-8
at Western Oregon	W	12-4	22-8
Willamette	W	5-4	23-8
at Portland	W	3-1	24-8
at Portland	L	2-4	24-9
at Washington	W	7-5	25-9
at Washington	L	5-13	25-10
Gonzaga	L	3-6	25-11
Gonzaga	W	10-9	26-11
Washington State	W	11-5	27-11
Washington State	W	7-6	28-11
Portland State	W	13-1	29-11
at Eastern Washington	L	1-2	29-12
at Eastern Washington	L	3-7	29-13
at Stanford	L	6-15	29-14
at Stanford	L	4-15	29-15

1983

Head coach: Jack Riley

27-17, 17-7 North

Pac-10 North: 1st

			Rec.
vs. Washington State	L	6-8	0-1
at Lewis-Clark State	L	7-21	0-2
vs. Washington State	L	0-12	0-3

at Santa Clara	W	6-4	1-3
at San Jose State	L	4-5	1-4
at San Jose State	L	8-10	1-5
at San Jose State	W	7-3	2-5
at Oregon Tech	W	19-5	3-5
at Oregon Tech	W	15-0	4-5
vs. Washington	W	12-3	5-5
Linfield	W	13-1	6-5
Portland State	L	7-10	6-6
at Portland State	L	3-5	6-7
Western Oregon	W	8-0	7-7
Willamette	W	7-5	8-7
Portland State	W	11-5	9-7
at Washington State	L	3-6	9-8
at Washington State	L	5-6	9-9
at Lewis-Clark State	L	4-12	9-10
Willamette	W	9-1	10-10
at Western Oregon	L	10-11	10-11
Gonzaga	W	3-2	11-11
Gonzaga	W	9-3	12-11
Eastern Washington	W	8-5	13-11
Eastern Washington	L	6-7	13-12
at Linfield	L	9-13	13-13
at Portland	W	10-1	14-13
at Portland	W	2-1	15-13
at Washington	W	6-5	16-13
at Washington	L	3-7	16-14
Lewis & Clark	W	22-0	17-14
Washington	W	8-2	18-14
Washington	L	3-7	18-15
Portland	W	5-4	19-15
Portland	W	9-4	20-15
at Eastern Washington	W	6-0	21-15
at Eastern Washington	W	13-5	22-15
at Gonzaga	W	10-1	23-15
at Gonzaga	W	10-6	24-15
at Portland State	W	4-3	25-15
Washington State	W	2-1	26-15
Washington State	W	14-5	27-15
at Stanford	L	0-14	27-16
vs. UC-Santa Barbara	L	3-7	27-17

1984

Head coach: Jack Riley

22-23, 11-11 North

Pac-10 North: 4th

			Rec.
vs. CSU-Sacramento	W	4-1	1-0
vs. CSU-Sacramento	W	9-1	2-0
at Fresno State	L	1-9	2-1
vs. SW Louisiana	L	6-8	2-2
vs. UC-Santa Barbara	W	6-5	3-2
vs. Brigham Young	L	5-6	3-3
vs. Washington	W	3-1	4-3
vs. UC-Santa Barbara	W	6-4	5-3
vs. Oral Roberts	L	0-6	5-4
vs. Seton Hall	W	5-3	6-4
vs. Cal State-Fullerton	L	5-14	6-5
vs. Brigham Young	L	1-3	6-6
vs. San Diego State	L	7-12	6-7
at Cal-Riverside	L	2-15	6-8
vs. Washington State	L	7-8	6-9
at Portland	W	4-3	7-9
Portland	L	4-12	7-10
Linfield	W	11-2	8-10
at East. Washington	W	5-3	9-10
at East. Washington	W	6-4	10-10
at Washington State	L	2-5	10-11
at Washington State	W	11-5	11-11
Western Oregon	W	13-4	12-11
Lewis-Clark State	L	4-14	12-12
Portland State	L	0-2	12-13
Portland State	L	3-5	12-14
Washington	W	9-1	13-14
Washington	W	6-4	14-14
Willamette	W	13-5	15-14
at Portland	L	4-6	15-15
at Washington	W	4-3	16-15
at Washington	L	0-7	16-16
Washington State	L	1-2	16-17

Washington State	W	7-2	17-17
Eastern Washington	W	6-2	18-17
Eastern Washington	L	3-5	18-18
Portland	W	4-1	19-18
at Gonzaga	L	1-8	19-19
at Gonzaga	L	6-15	19-20
at Portland State	L	0-1	19-21
at Portland State	W	3-2	20-21
at Portland State	W	4-2	21-21
vs. Washington State	L	4-7	21-22
vs. Eastern Washington	W	3-2	22-22
vs. Washington State	L	2-7	22-23

1985

Head coach: Jack Riley

34-17, 12-12 North

Pac-10 North: 3rd

			Rec.
at Chico State	L	4-10	0-1
at Chico State	W	9-8	1-1
at Chico State	W	36-12	2-1
Pacific (Ore.)	W	7-0	3-1
Western Oregon	W	26-4	4-1
Western Oregon	W	5-0	5-1
Western Oregon	L	6-7	5-2
at Cal-Riverside	L	6-9	5-3
vs. San Diego State	W	4-3	6-3
vs. Missouri	W	11-10	7-3
vs. Arizona State	W	13-2	8-3
at Cal-Riverside	W	5-3	9-3
vs. Harvard	W	13-10	10-3
vs. Air Force	W	14-6	11-3
vs. UCLA	W	14-6	12-3
vs. San Diego State	W	6-5	13-3
Portland	W	2-1	14-3
Willamette	W	3-1	15-3
at Portland	L	0-4	15-4
Eastern Washington	W	4-3	16-4
Eastern Washington	W	9-6	17-4
Portland	W	9-1	18-4
Oregon Tech	W	4-0	19-4
at Washington State	L	7-8	19-5
at Washington State	W	9-8	20-5
at Gonzaga	L	3-5	20-6
at Gonzaga	L	2-9	20-7
Linfield	W	11-3	21-7
at Portland State	W	5-1	22-7
at Portland State	L	2-5	22-8
at Washington	L	3-5	22-9
at Washington	W	5-2	23-9
at Willamette	W	13-4	24-9
Washington	W	7-4	25-9
Washington	L	6-11	25-10
Portland State	L	9-14	25-11
Portland State	L	5-15	25-12
at Linfield	W	6-4	26-12
Gonzaga	W	8-4	27-12
Gonzaga	W	15-8	28-12
Washington State	W	12-1	29-12
Washington State	L	4-8	29-13
at Western Oregon	W	12-0	30-13
at Portland	L	2-3	30-14
at Eastern Washington	W	9-6	31-14
at Eastern Washington	L	2-4	31-15
vs. Washington State	W	8-7	32-15
vs. Washington	W	5-2	33-15
vs. Washington State	W	4-2	34-15
at Stanford	L	3-17	34-16
at Pepperdine	L	1-6	34-17

1986

Head coach: Jack Riley

39-15, 18-5 North

Pac-10 North: 1st

at Oregon Tech	L	5-6	0-1
at CSU-Sacramento	L	3-4	0-2
at CSU-Sacramento	W	1-0	1-2
at Fresno State	W	8-7	2-2
at Fresno State	L	2-13	2-3
at Fresno State	L	2-9	2-4

2012 OREGON STATE BASEBALL

YEAR-BY-YEAR RESULTS

Lewis & Clark	W	5-1	3-4
vs. Cornell	W	12-0	4-4
vs. Tulane	L	9-11	4-5
vs. Cornell	W	5-0	5-5
vs. Wisconsin	L	6-15	5-6
vs. Notre Dame	W	4-1	6-6
at Cal-Riverside	W	13-3	7-6
vs. Washington	L	3-11	7-7
vs. Brigham Young	W	11-3	8-7
Portland State	W	9-3	9-7
at Portland State	W	6-2	10-7
at Washington State	W	13-6	11-7
at Washington State	L	6-7	11-8
Portland State	W	13-3	12-8
Oregon Tech	W	10-0	13-8
at Linfield	W	7-3	14-8
Gonzaga	W	7-3	15-8
Gonzaga	W	11-4	16-8
Eastern Washington	W	3-2	17-8
Eastern Washington	W	8-2	18-8
at Willamette	W	10-5	19-8
Western Oregon	W	17-9	20-8
at East. Washington	W	4-3	21-8
at East. Washington	W	7-6	22-8
at Gonzaga	W	9-6	23-8
at Gonzaga	W	10-8	24-8
at Pacific (Ore.)	W	21-3	25-8
at Portland State	W	2-1	26-8
Washington State	L	3-4	26-9
Linfield	W	5-1	27-9
Washington	W	3-1	28-9
Washington	W	9-4	29-9
Portland	W	5-0	30-9
Portland	W	4-1	31-9
at Portland	L	7-9	31-10
at Portland	L	3-7	31-11
at Washington	W	8-5	32-11
at Washington	L	3-4	32-12
vs. Washington	W	10-2	33-12
vs. Portland	W	6-5	34-12
vs. Portland State	L	3-4	34-13
vs. Washington State	W	11-4	35-13
vs. Portland State	W	7-4	36-13
vs. Portland State	W	8-7	37-13
vs. Arkansas	L	3-4	37-14
vs. Richmond	W	7-1	38-14
vs. Arkansas	W	1-0	39-14
vs. Stanford	L	7-10	39-15

1987

Head coach: Jack Riley

31-15, 15-9 North

Pac-10 North: 2nd		Rec.
at Chico State	W	9-4 1-0
at Chico State	W	7-5 2-0
at Chico State	L	5-6 2-1
at Oregon Tech	W	11-0 3-1
vs. CSU-Sacramento	L	12-13 3-2
vs. CSU-Sacramento	L	5-6 3-3
at Fresno State	W	1-0 4-3
vs. UC-Santa Barbara	W	10-4 5-3
vs. U.S. International	W	16-2 6-3
vs. East. Washington	W	18-2 7-3
vs. San Diego State	W	8-7 8-3
Portland	L	6-13 8-4
at Portland	W	13-6 9-4
at Portland State	W	3-2 10-4
Willamette	W	13-6 11-4
Portland State	W	15-6 12-4
Gonzaga	L	4-6 12-5
Gonzaga	W	8-5 13-5
at Portland State	L	1-11 13-6
Linfield	W	5-1 14-6
at East. Washington	W	5-4 15-6
at East. Washington	W	4-1 16-6
at Washington State	L	3-22 16-7
at Washington State	L	3-10 16-8
Pacific (Ore.)	W	13-2 17-8
Oregon Tech	W	19-3 18-8
Washington State	W	6-3 19-8

Washington State	L	7-10 19-9
Eastern Washington	W	4-3 20-9
Eastern Washington	W	8-4 21-9
at Willamette	W	9-3 22-9
Portland State	W	14-3 23-9
at Gonzaga	W	9-0 24-9
at Gonzaga	W	10-8 25-9
at Western Oregon	W	9-0 26-9
at Linfield	W	5-0 27-9
at Washington	W	7-4 28-9
at Washington	L	6-9 28-10
at Portland	L	1-4 28-11
at Portland	L	5-9 28-12
Portland	W	5-4 29-12
Portland	W	18-0 30-12
Washington	W	4-3 31-12
Washington	L	4-13 31-13
vs. Washington	L	4-11 31-14
vs. Washington State	L	2-3 31-15

1988

Head coach: Jack Riley

30-19, 14-10 North

Pac-10 North: 2nd		Rec.
at Sonoma State	W	10-3 1-0
at Sonoma State	W	3-1 2-0
at Sonoma State	L	5-7 2-1
at Chico State	L	2-6 2-2
at Chico State	W	8-6 3-2
at Chico State	W	4-0 4-2
at Oregon Tech	W	15-7 5-2
Western Oregon	W	8-1 6-2
Western Oregon	W	7-4 7-2
vs. Geo. Washington	W	9-6 8-2
vs. Texas A&M	L	11-16 8-3
at Fresno State	L	10-12 8-4
vs. Brigham Young	W	6-5 9-4
vs. Long Beach State	L	0-1 9-5
vs. Clemson	L	3-9 9-6
at CSU-Sacramento	L	9-10 9-7
Western Oregon	W	5-1 10-7
Portland	L	4-5 10-8
at Portland	L	2-3 10-9
Portland	W	10-9 11-9
at East. Washington	W	9-3 12-9
at East. Washington	W	17-7 13-9
Pacific (Ore.)	W	17-1 14-9
Gonzaga	W	6-5 15-9
Gonzaga	L	3-12 15-10
at Washington State	L	1-3 15-11
at Washington State	W	4-3 16-11
Willamette	W	8-0 17-11
at Washington State	L	4-5 17-12
at Washington State	L	4-10 17-13
at Gonzaga	L	0-1 17-14
at Gonzaga	W	9-8 18-14
Lewis & Clark	W	9-8 19-14
at Portland	W	9-1 20-14
Eastern Washington	W	2-0 21-14
Eastern Washington	L	1-6 21-15
Concordia	W	4-1 22-15
Portland State	W	4-0 23-15
Portland State	W	23-11 24-15
Washington	W	7-3 25-15
Washington	L	7-16 25-16
at Washington	W	13-0 26-16
at Washington	W	4-3 27-16
at Portland State	L	2-5 27-17
at Portland State	W	13-6 28-17
vs. Portland	W	1-0 29-17
vs. Gonzaga	W	11-1 30-17
vs. Washington State	L	3-13 30-18
vs. East. Washington	L	7-8 30-19

1989

Head coach: Jack Riley

27-23, 15-9 North

Pac-10 North: 3rd		Rec.
at Chico State	W	4-3 1-0
at Chico State	W	8-2 2-0
at Chico State	L	6-15 2-1
at Cal State-Sac.	L	3-7 2-2
at Cal State-Sac.	W	5-4 3-2
at Pacific (Calif.)	L	0-3 3-3
at Pacific (Calif.)	W	19-3 4-3
at Fresno State	L	2-5 4-4
at Fresno State	W	8-6 5-4
at Fresno State	L	1-2 5-5
at Long Beach State	L	9-10 5-6
at Long Beach State	L	6-13 5-7
vs. Harvard	L	7-9 5-8
at Cal-Riverside	L	9-10 5-9
vs. Washington State	L	0-4 5-10
vs. Brigham Young	L	2-9 5-11
vs. Arizona State	L	2-4 5-12
George Fox	W	4-2 6-12
at Portland	L	2-4 6-13
Washington State	L	2-4 6-14
Washington State	L	0-2 6-15
Portland	L	3-10 6-16
Linfield	W	12-0 7-16
at East. Washington	W	4-2 8-16
at East. Washington	W	8-3 9-16
at Gonzaga	W	12-5 10-16
at Gonzaga	L	8-11 10-17
Concordia	W	14-5 11-17
Willamette	W	4-0 12-17
Gonzaga	L	5-6 12-18
Gonzaga	L	9-12 12-19
Eastern Washington	W	14-2 13-19
Eastern Washington	W	12-11 14-19
Lewis & Clark	W	12-1 15-19
at Washington State	W	15-4 16-19
at Washington State	W	11-4 17-19
Portland	W	4-3 18-19
at Portland	L	2-5 18-20
at Washington	W	4-3 19-20
at Washington	L	3-7 19-21
at Portland State	W	14-4 20-21
at Portland State	W	8-3 21-21
Portland State	W	9-2 22-21
Portland State	W	12-4 23-21
Washington	W	9-8 24-21
Washington	W	2-1 25-21
vs. Portland	L	1-3 25-22
vs. East. Washington	W	12-5 26-22
vs. Gonzaga	W	8-3 27-22
vs. Portland State	L	4-9 27-23

1990

Head coach: Jack Riley

30-22, 15-9 North

Pac-10 North: 2nd		Rec.
at Chico State	L	3-4 0-1
vs. Nevada	L	3-4 0-2
at Chico State	L	8-15 0-3
at Cal State-Sac.	L	2-6 0-4
at Pacific (Calif.)	L	3-4 0-5
at Pacific (Calif.)	L	3-4 0-6
at Fresno State	L	6-7 0-7
at Fresno State	L	5-14 0-8
at Fresno State	W	2-1 1-8
Willamette	W	4-0 2-8
vs. Brigham Young	L	7-10 2-9
vs. Ohio State	W	11-10 3-9
at San Jose State	L	2-3 3-10
vs. Minnesota	W	7-3 4-10
vs. Washington	W	8-1 5-10
at San Jose State	L	3-6 5-11
Western Oregon	W	14-6 6-11
George Fox	W	8-1 7-11
at Portland State	L	5-12 7-12
Portland State	W	12-3 8-12
at George Fox	W	10-4 9-12

Linfield	W	5-3 10-12
at East. Washington	W	8-4 11-12
at East. Washington	L	7-8 11-13
at Washington State	W	8-5 12-13
at Washington State	L	4-11 12-14
at Portland	W	9-4 13-14
Oregon Tech	W	10-7 14-14
Gonzaga	L	3-7 14-15
Gonzaga	L	8-13 14-16
at Willamette	W	9-1 15-16
Portland State	W	4-3 16-16
at Gonzaga	W	11-1 17-16
at Gonzaga	L	0-7 17-17
Concordia	W	7-6 18-17
Washington State	W	2-1 19-17
Washington State	L	0-7 19-18
Eastern Washington	W	15-1 20-18
Eastern Washington	W	8-0 21-18
Eastern Oregon	W	8-0 22-18
at Western Oregon	W	11-0 23-18
Portland	W	4-0 24-18
Portland	W	6-1 25-18
Washington	W	9-0 26-18
Washington	L	6-14 26-19
at Washington	L	3-5 26-20
at Washington	W	9-8 27-20
at Portland	W	11-1 28-20
at Portland	W	7-2 29-20
vs. Washington	W	3-1 30-20
vs. Washington State	L	5-16 30-21
vs. Washington	L	2-9 30-22

1991

Head coach: Jack Riley

28-20, 12-8 North

Pac-10 North: 2nd		Rec.
George Fox	W	15-3 1-0
at McNeese State	L	5-6 1-1
vs. Oklahoma State	L	4-5 1-2
at SW Louisiana	W	8-7 2-2
vs. Tulane	W	5-6 2-3
vs. Oklahoma State	L	1-12 2-4
at Portland State	L	3-4 2-5
Portland State	W	22-7 3-5
at CSU-Sacramento	L	6-8 3-6
at Fresno State	L	1-3 3-7
at Fresno State	W	5-2 4-7
at Fresno State	W	5-2 5-7
at UC-Riverside	L	1-2 5-8
vs. Brigham Young	L	1-5 5-9
vs. Lafayette	W	11-5 6-9
vs. New Mexico	W	5-4 7-9
vs. Washington	W	7-5 8-9
Portland	L	0-2 8-10
at Portland State	L	1-7 8-11
at Portland State	L	0-6 8-12
at Washington	L	1-3 8-13
at Washington	W	7-5 9-13
Willamette	W	8-0 10-13
Western Oregon	W	5-4 11-13
Gonzaga	W	6-0 12-13
Gonzaga	W	8-0 13-13
Washington State	W	1-0 14-13
Washington State	L	4-9 14-14
Concordia	W	8-0 15-14
at George Fox	W	6-1 16-14
at Portland	L	0-13 16-15
at Portland	W	9-7 17-15
Linfield	W	4-3 18-15
at Washington State	L	2-6 18-16
at Washington State	L	6-8 18-17
at Gonzaga	W	9-2 19-17
at Gonzaga	W	14-2 20-17
at Western Oregon	W	6-0 21-17
Portland	W	12-11 22-17
at Portland	W	12-8 23-17
Washington	W	5-2 24-17
Washington	W	4-0 25-17

2012 OREGON STATE BASEBALL

YEAR-BY-YEAR RESULTS

Portland State	W	3-0	26-17
Portland State	L	5-8	26-18
vs. Portland	L	4-13	26-19
vs. Washington	W	16-14	27-19
vs. Washington State	W	9-8	28-19
vs. Portland	L	5-8	28-20

1992

Head coach: Jack Riley

23-30, 10-20 North

Pac-10 North: 6th	Rec.
Concordia	W 17-2 1-0
Lewis & Clark	W 15-4 2-0
vs. Northwestern	L 1-10 2-1
at Nevada-Las Vegas	L 6-9 2-2
vs. Southern Utah	W 8-2 3-2
vs. Northwestern	L 2-5 3-3
vs. Southern Utah	W 10-1 4-3
Western Oregon	W 8-0 5-3
vs. Evansville	W 6-5 6-3
at Central Florida	L 5-6 6-4
vs. Illinois-Chicago	W 10-6 7-4
vs. Evansville	L 5-6 7-5
at Central Florida	W 5-4 8-5
vs. Illinois-Chicago	W 7-5 9-5
at Cal State-Sac.	W 14-6 10-5
at Cal State-Sac.	L 3-4 10-6
at Cal State-Sac.	L 3-6 10-7
vs. Nevada	L 5-7 10-8
George Fox	L 1-4 10-9
at Gonzaga	W 3-0 11-9
at Gonzaga	L 1-6 11-10
at Gonzaga	L 1-7 11-11
Willamette	W 14-2 12-11
at Portland	L 7-12 12-12
Washington State	L 4-6 12-13
Washington State	L 7-8 12-14
Washington State	W 6-3 13-14
Portland	L 6-7 13-15
Portland State	L 3-6 13-16
at Portland State	W 3-1 14-16
at Portland State	L 4-5 14-17
at Linfield	L 3-5 14-18
at Portland	W 7-3 15-18
at Washington	L 1-2 15-19
at Washington	L 3-7 15-20
at Washington	L 1-4 15-21
at George Fox	W 5-2 16-21
at Washington State	W 7-4 17-21
at Washington State	L 6-7 17-22
at Washington State	W 5-4 18-22
Linfield	W 7-5 19-22
at Portland	L 3-7 19-23
at Portland State	L 5-6 19-24
Portland State	W 2-0 20-24
Portland State	L 4-9 20-25
Portland	W 17-13 21-25
Portland	L 7-14 21-26
Washington	W 7-6 22-26
Washington	L 7-8 22-27
Washington	L 6-20 22-28
Gonzaga	W 7-3 23-28
Gonzaga	L 1-3 23-29
Gonzaga	L 5-8 23-30

1993

Head coach: Jack Riley

31-18, 20-10 North

Pac-10 North: 2nd	Rec.
vs. California	L 1-10 0-1
at CSU-Sacramento	W 8-6 1-1
vs. UC-Santa Barbara	W 11-8 2-1
at CSU-Sacramento	L 9-10 2-2
Western Oregon	W 8-3 3-2
Linfield	W 5-1 4-2
Eastern Oregon	W 11-0 5-2
Willamette	W 16-6 6-2
George Fox	W 14-1 7-2
vs. Utah	L 3-7 7-3

at San Jose State	W	5-1	8-3
vs. Cal State-Sac.	W	7-1	9-3
vs. Utah	W	5-1	10-3
at Texas Christian	W	2-0	11-3
at Texas Christian	L	4-5	11-4
at Texas-Arlington	L	9-13	11-5
at Oklahoma	L	13-14	11-6
at Oklahoma	L	9-20	11-7
vs. SW Missouri State	W	17-3	12-7
at Oklahoma	L	9-10	12-8
Gonzaga	W	13-0	13-8
Gonzaga	W	17-3	14-8
at Portland	W	4-1	15-8
Portland	W	8-3	16-8
at Washington State	W	9-2	17-8
at Washington State	L	5-11	17-9
at Washington State	L	7-8	17-10
Portland	W	5-0	18-10
vs. Washington	L	1-4	18-11
vs. Washington	L	0-5	18-12
vs. Washington	W	4-0	19-12
Portland	W	5-0	20-12
at Portland State	W	10-0	21-12
at Portland State	W	5-3	22-12
at Gonzaga	W	10-8	23-12
at Gonzaga	W	11-3	24-12
at Gonzaga	L	2-9	24-13
at Gonzaga	W	6-4	25-13
at Portland	W	16-3	26-13
Portland State	W	13-5	27-13
Portland State	L	4-6	27-14
at Portland State	L	1-2	27-15
at Portland State	L	4-9	27-16
Portland	W	3-1	28-16
Washington	W	2-1	29-16
Washington	L	4-5	29-17
Washington	L	6-9	29-18
Washington State	W	9-0	30-18
Washington State	W	3-2	31-18

1994

Head coach: Jack Riley

36-15, 22-8 North

Pac-10 North: 1st	Rec.
Western Oregon	W 2-1 1-0
Lewis & Clark	W 5-0 2-0
Pacific (Ore.)	W 10-3 3-0
vs. Portland	L 2-5 3-1
at Cal State-Sac.	W 5-0 4-1
at Cal State-Sac.	W 10-3 5-1
vs. Portland	W 8-5 6-1
at Western Oregon	W 11-0 7-1
George Fox	W 8-3 8-1
vs. Maine	W 18-2 9-1
vs. Portland	L 0-3 9-2
at San Jose State	L 0-3 9-3
vs. Maine	W 8-3 10-3
Willamette	W 7-4 11-3
vs. Clemson	W 9-2 12-3
at Hawaii	L 7-4 12-4
vs. Grand Canyon	L 2-4 12-5
vs. Lewis-Clark State	W 2-0 13-5
vs. Washington	W 12-2 14-5
at Hawaii	L 4-13 14-6
vs. Lewis-Clark State	L 0-1 14-7
at Portland State	W 6-5 15-7
Gonzaga	W 2-1 16-7
Gonzaga	W 5-3 17-7
Gonzaga	W 5-2 18-7
at Washington State	W 9-5 19-7
at Washington State	W 4-3 20-7
at Washington State	W 3-1 21-7
at Portland State	W 7-1 22-7
Portland	L 1-10 22-8
Portland	W 4-0 23-8
at Portland	W 12-1 24-8
Portland State	L 1-6 24-9
Washington	L 0-2 24-10
Washington	L 1-19 24-11
Washington	W 3-1 25-11

at Portland State	L	1-8	25-12
at Washington	W	5-3	26-12
at Washington	L	2-5	26-13
at Washington	L	6-9	26-14
Portland State	W	2-1	27-14
at Portland	W	4-2	28-14
at Portland	L	12-13	28-15
Portland	W	4-2	29-15
Portland State	W	11-6	30-15
Washington State	W	3-0	31-15
Washington State	W	4-2	32-15
Washington State	W	6-1	33-15
at Gonzaga	W	3-2	34-15
at Gonzaga	W	12-3	35-15
at Gonzaga	W	9-2	36-15

1995

Head coach: Pat Casey

25-24-1, 14-16 North

Pac-10 North: 4th	Rec.
Western Oregon	W 4-3 1-0
Concordia	W 16-2 2-0
Eastern Oregon	W 3-0 3-0
Willamette	W 10-6 4-0
George Fox	W 4-0 5-0
at Western Oregon	L 3-6 5-1
vs. Michigan State	L 2-12 5-2
vs. Michigan State	W 11-10 6-2
at New Mexico State	W 13-10 7-2
at New Mexico State	L 11-12 7-3
at New Mexico State	W 7-4 8-3
vs. Arkansas	L 4-5 8-4
at San Jose State	T 6-6 8-4
vs. Santa Clara	L 4-6 8-5
vs. Santa Clara	L 8-9 8-6
at Gonzaga	L 5-6 8-7
vs. Lewis-Clark State	L 3-13 8-8
vs. Portland	W 5-4 9-8
vs. Brigham Young	W 19-3 10-8
Gonzaga	W 5-4 11-8
Gonzaga	L 1-7 11-9
Gonzaga	W 6-5 12-9
at Gonzaga	W 1-0 13-9
at Gonzaga	L 1-2 13-10
at Gonzaga	W 8-4 14-10
at Portland State	L 3-6 14-11
at Portland State	L 2-5 14-12
Washington State	L 4-5 14-13
Washington State	W 5-4 15-13
at Portland	W 7-4 16-13
at Portland	L 7-8 16-14
Portland	L 7-8 16-15
at Portland State	L 5-6 16-16
at Washington	L 3-5 16-17
at Washington	L 0-1 16-18
at Washington	L 0-2 16-19
Portland State	L 1-5 16-20
Portland State	W 13-4 17-20
Washington	W 2-1 18-20
Washington	W 9-2 19-20
Washington	W 6-5 20-20
Portland State	W 4-2 21-20
at Portland	W 3-2 22-20
Portland	L 4-9 22-21
Portland	W 10-5 23-21
Linfield	W 7-5 24-21
at Washington State	L 1-3 24-22
at Washington State	L 5-14 24-23
at Washington State	L 7-8 24-24
at Washington State	W 14-6 25-24

1996

Head coach: Pat Casey

32-16-1, 14-10 North

Pac-10 North: 2nd	Rec.
at Pacific (Calif.)	W 5-4 1-0
at Pacific (Calif.)	W 5-3 2-0
at Pacific (Calif.)	L 3-4 2-1
at San Diego	W 19-4 3-1

at San Diego State	L	3-4	3-2
vs. Utah	W	7-0	4-2
at San Diego State	T	10-10	4-2
at Portland	W	16-2	5-2
at San Jose State	W	8-5	6-2
at San Jose State	W	10-3	7-2
George Fox	W	13-2	8-2
vs. Pacific (Calif.)	L	2-6	8-3
vs. Creighton	W	8-3	9-3
vs. Creighton	W	14-10	10-3
vs. New Mexico	W	5-4	11-3
at Fresno State	L	4-7	11-4
vs. Pacific (Calif.)	W	11-2	12-4
Pacific (Ore.)	W	16-1	13-4
vs. Wright State	W	3-2	14-4
vs. Lewis-Clark State	W	7-3	15-4
at Hawaii	L	7-8	15-5
vs. Hawaii-Hilo	W	3-2	16-5
at Hawaii	L	9-15	16-6
at Washington	L	8-9	16-7
at Washington	W	15-2	17-7
at Washington	L	2-5	17-8
at Washington	L	3-5	17-9
Linfield	W	9-6	18-9
Portland State	W	14-2	19-9
Portland State	L	6-7	19-10
at Portland State	L	0-2	19-11
at Portland State	W	9-8	20-11
Washington State	W	18-3	21-11
Washington State	W	4-3	22-11
Washington State	W	6-2	23-11
Washington State	W	16-9	24-11
at Washington State	L	5-9	24-12
at Washington State	L	3-6	24-13
at Washington State	L	7-10	24-14
at Washington State	W	3-0	25-14
at Portland State	W	3-2	26-14
Portland State	L	2-5	26-15
Portland State	W	14-0	27-15
at Portland State	W	11-1	28-15
Portland	W	18-5	29-15
Washington	W	6-2	30-15
Washington	W	3-2	31-15
Washington	W	3-2	32-15
Washington	L	5-9	32-16

1997

Head coach: Pat Casey

38-12-1, 18-6 North

Pac-10 North: 2nd	Rec.
at Hawaii	W 14-4 1-0
at Hawaii	W 9-5 2-0
at Hawaii	L 3-11 2-1
at Hawaii-Hilo	T 1-1 2-1
at CSU-Sacramento	L 0-2 2-2
at CSU-Sacramento	W 18-6 3-2
at CSU-Sacramento	W 8-5 4-2
at California	L 6-8 4-3
at California	L 2-14 4-4
at California	W 15-2 5-4
Willamette	W 5-4 6-4
vs. Portland	L 6-10 6-5
vs. Washington State	W 17-3 7-5
vs. Gonzaga	W 5-3 8-5
at Lewis-Clark State	W 7-2 9-5
Concordia	W 9-3 10-5
Lewis-Clark State	W 5-3 11-5
Lewis-Clark State	W 12-3 12-5
vs. Howard	W 26-4 13-5
at Oklahoma	W 10-2 14-5
at Oklahoma	L 2-14 14-6
at Oral Roberts	W 20-5 15-6
at Oral Roberts	W 8-2 16-6
Washington State	W 9-6 17-6
Washington State	W 7-2 18-6
Washington State	W 18-6 19-6
Washington State	L 4-6 19-7
Portland	W 9-3 20-7
at Portland State	W 16-3 21-7
Portland State	W 15-1 22-7

2012 OREGON STATE BASEBALL

YEAR-BY-YEAR RESULTS



Goss Stadium as it was seen in 2000

Portland State	W	13-2	23-7
at Washington	L	5-10	23-8
at Washington	W	15-4	24-8
at Washington	L	2-3	24-9
at Washington	W	7-6	25-9
at Portland	W	9-3	26-9
Washington	L	4-6	26-10
Washington	W	7-6	27-10
Washington	W	17-7	28-10
Washington	L	3-6	28-11
Linfield	W	18-0	29-11
Portland State	W	6-1	30-11
Portland State	L	3-4	30-12
at Portland State	W	7-5	31-12
at Portland State	W	6-2	32-12
Portland State	W	5-3	33-12
Portland	W	33-3	34-12
at Washington State	W	18-8	35-12
at Washington State	W	20-4	36-12
at Washington State	W	6-1	37-12
at Washington State	W	14-12	38-12

1998

Head coach: Pat Casey			
35-14-1, 15-9 North			
Pac-10 North: 2nd			
			Rec.
vs. South Florida	W	7-6	1-0
vs. Florida Atlantic	W	13-5	2-0
vs. Central Florida	W	7-2	3-0
vs. UC-Santa Barbara	L	7-11	3-1
at San Diego State	L	3-6	3-2
vs. New Mexico	W	11-0	4-2
at San Diego	W	8-3	5-2
at UC-Santa Barbara	W	13-1	6-2
at UC-Santa Barbara	L	6-7	6-3
at UC-Santa Barbara	T	4-4	6-3
at Southern California	L	0-9	6-4
at Southern California	L	4-7	6-5
at Southern California	W	13-6	7-5
Portland	W	7-2	8-5
St. Martin's	W	22-4	9-5
St. Martin's	W	5-4	10-5
St. Martin's	W	10-2	11-5
at Washington State	L	3-13	11-6
at Washington State	W	6-2	12-6
at Washington State	L	0-9	12-7
Arizona	W	3-2	13-7
Arizona	W	9-1	14-7
Arizona	W	4-3	15-7
at Portland	W	8-1	16-7
Portland State	W	8-7	17-7
at Portland State	W	10-4	18-7
at Portland State	W	7-0	19-7
Portland State	W	18-8	20-7
Washington	W	4-2	21-7
Washington	W	10-5	22-7
Washington	L	16-18	22-8
Washington	L	10-11	22-9

Portland	W	13-9	23-9
at Portland State	W	23-4	24-9
Portland State	W	8-6	25-9
Portland State	W	10-0	26-9
at Portland State	W	14-8	27-9
at Portland	W	4-3	28-9
Washington State	L	4-6	28-10
Washington State	L	6-10	28-11
Washington State	W	12-2	29-11
Washington State	W	7-4	30-11
Washington State	W	12-11	31-11
at Washington	L	12-16	31-12
at Washington	W	8-2	32-12
at Washington	L	6-20	32-13
at Washington	L	5-12	32-14
UCLA	W	8-7	33-14
UCLA	W	19-5	34-14
UCLA	W	11-8	35-14

1999

Head coach: Pat Casey			
19-35, 7-17 Pacific-10			
Pac-10: 8th			
			Rec.
vs. Kansas State	W	13-6	1-0
vs. Nebraska	W	4-3	2-0
vs. New Mexico State	W	7-1	3-0
vs. Kansas State	L	6-7	3-1
at CSU-Northridge	L	4-16	3-2
at CSU-Northridge	W	9-1	4-2
at CSU-Northridge	W	8-4	5-2
at CSU-Northridge	L	4-8	5-3
vs. Oklahoma State	W	1-0	6-3
vs. Texas Tech	L	9-14	6-4
vs. San Diego	W	7-6	7-4
vs. Loyola Marymount	L	4-13	7-5
at Santa Clara	L	1-3	7-6
at Santa Clara	L	4-7	7-7
at Santa Clara	L	0-1	7-8
at Santa Clara	L	9-12	7-9
at San Jose State	W	3-2	8-9
vs. Gonzaga	L	1-4	8-10
vs. Gonzaga	W	16-15	9-10
Southern California	L	2-5	9-11
Southern California	L	10-12	9-12
Southern California	L	1-4	9-13
Portland	W	8-7	10-13
vs. Washington State	L	2-6	10-14
vs. Washington State	L	9-10	10-15
vs. Washington State	L	5-6	10-16
vs. Minnesota	L	6-14	10-17
vs. Minnesota	L	9-16	10-18
vs. Minnesota	L	6-11	10-19
Arizona State	L	5-9	10-20
Arizona State	W	9-8	11-20
Arizona State	L	9-21	11-21
at Portland	W	10-3	12-21
at Arizona	L	9-11	12-22
at Arizona	L	7-10	12-23

at Arizona	L	5-10	12-24
Washington	L	5-14	12-25
Washington	L	16-17	12-26
California	L	3-13	12-27
California	W	11-5	13-27
California	L	6-7	13-28
at Portland	W	17-8	14-28
at Washington	L	7-10	14-29
at Washington	W	6-3	15-29
at Washington	L	4-12	15-30
at Stanford	L	0-7	15-31
at Stanford	L	5-10	15-32
at Stanford	L	8-9	15-33
at UCLA	W	7-5	16-33
at UCLA	L	0-15	16-34
at UCLA	L	6-8	16-35
Washington State	W	13-4	17-35
Washington State	W	8-6	18-35
Washington State	W	9-7	19-35

2000

Head coach: Pat Casey			
28-27, 9-15 Pacific-10			
Pac-10: 6th			
			Rec.
vs. Kansas State	L	6-7	0-1
vs. Texas A&M	L	4-9	0-2
vs. Kansas State	W	16-2	1-2
at Fresno State	L	1-4	1-3
at Fresno State	L	4-9	1-4
at Fresno State	L	0-8	1-5
vs. West Virginia	W	9-6	2-5
vs. Nevada	W	9-5	3-5
vs. Santa Clara	L	10-12	3-6
at UNLV	W	4-3	4-6
vs. CSU-Northridge	W	13-10	5-6
at Washington	W	13-9	6-6
at Washington	W	27-4	7-6
Western Oregon	W	9-5	8-6
Washington State	W	8-3	9-6
Washington State	W	14-2	10-6
Washington State	L	6-11	10-7
vs. Ohio State	W	13-0	11-7
at Texas A&M	L	0-3	11-8
vs. Central Michigan	L	3-4	11-9
vs. Ohio State	L	3-8	11-10
vs. Central Michigan	W	5-3	12-10
at Texas A&M	W	6-1	13-10
CSU-Northridge	W	10-9	14-10
CSU-Northridge	L	7-9	14-11
CSU-Northridge	W	9-3	15-11
CSU-Northridge	W	11-8	16-11
UCLA	L	1-3	16-12
UCLA	L	10-18	16-13
UCLA	L	5-9	16-14
Portland	L	10-13	16-15
at Arizona State	L	0-1	16-16
at Arizona State	W	11-3	17-16
at Arizona State	L	7-8	17-17
at Portland	W	13-5	18-17
Arizona	W	6-3	19-17
Arizona	W	10-4	20-17
Arizona	L	5-10	20-18
Concordia	W	13-5	21-18
at California	W	12-4	22-18
at California	L	9-15	22-19
at California	W	8-5	23-19
Portland	W	11-4	24-19
Washington	W	6-3	25-19
Washington	L	3-8	25-20
Washington	W	11-10	26-20
Stanford	L	6-10	26-21
Stanford	W	5-2	27-21
Stanford	L	5-7	27-22
at Southern California	L	1-12	27-23
at Southern California	L	7-16	27-24
at Southern California	L	3-16	27-25
at Washington State	L	9-10	27-26
at Washington State	W	4-3	28-26
at Washington State	L	9-16	28-27

2001

Head coach: Pat Casey			
31-24, 11-13 Pacific-10			
Pac-10: 6th			
			Rec.
at CSU-Northridge	L	7-17	0-1
at CSU-Northridge	L	11-15	0-2
at CSU-Northridge	L	10-20	0-3
at San Diego State	W	8-7	1-3
vs. Texas Tech	W	5-4	2-3
vs. Cal-Riverside	W	18-10	3-3
vs. Oklahoma	W	10-8	4-3
vs. Clemson	L	5-9	4-4
vs. Clemson	W	10-9	5-4
at UNLV	W	11-9	6-4
vs. Clemson	L	2-13	6-5
Portland	W	9-0	7-5
San Francisco	L	2-3	7-6
San Francisco	W	6-5	8-6
San Francisco	L	3-4	8-7
Washington	L	7-10	8-8
Washington	W	17-3	9-8
vs. Washington State	W	6-3	10-8
vs. Washington State	W	11-10	11-8
vs. Washington State	L	7-8	11-9
Gonzaga	W	12-6	12-9
Gonzaga	W	10-9	13-9
Minnesota	W	6-5	14-9
Minnesota	W	4-1	15-9
Minnesota	W	12-2	16-9
Arizona State	L	2-10	16-10
Arizona State	W	4-1	17-10
Arizona State	W	12-2	18-10
at Arizona	L	2-5	18-11
at Arizona	W	8-0	19-11
at Arizona	L	6-13	19-12
California	W	6-5	20-12
California	W	10-1	21-12
California	L	1-12	21-13
at Stanford	L	1-4	21-14
at Stanford	L	1-8	21-15
at Stanford	L	5-22	21-16
Concordia	W	11-2	22-16
Washington State	W	14-5	23-16
Washington State	W	10-9	24-16
Washington State	W	8-7	25-16
at Portland	W	10-9	26-16
Portland	W	13-6	27-16
at Hawaii	L	3-7	27-17
at Hawaii	W	18-7	28-17
at Hawaii	L	9-12	28-18
at Washington	L	4-11	28-19
at Washington	W	9-1	29-19
at Washington	L	1-3	29-20
at UCLA	L	3-5	29-21
at UCLA	L	6-7	29-22
at UCLA	W	11-8	30-22
Southern California	L	3-7	30-23
Southern California	W	6-0	31-23
Southern California	L	0-1	31-24

2002

Head coach: Pat Casey			
31-23, 10-14 Pacific-10			
Pac-10: 6th			
			Rec.
at Arizona State	L	5-13	0-1
vs. Oral Roberts	W	10-9	1-1
vs. Southern Utah	W	7-1	2-1
at San Diego	L	2-6	2-2
at San Diego	L	2-4	2-3
at San Diego	L	2-8	2-4
vs. Western Kentucky	W	6-2	3-4
at Portland	L	4-5	3-5
vs. Michigan	W	10-4	4-5
at UC-Riverside	L	4-21	4-6
vs. San Francisco	W	9-6	5-6
vs. Michigan	W	13-2	6-6
Gonzaga	W	11-9	7-6
Gonzaga	W	9-8	8-6
Gonzaga	L	3-8	8-7

2012 OREGON STATE BASEBALL

YEAR-BY-YEAR RESULTS

at Nevada	W	7-5	9-7
at Nevada	W	11-8	10-7
Washington State	W	9-1	11-7
Washington State	W	5-4	12-7
Washington State	W	6-5	13-7
CSU-Northridge	L	3-4	13-8
CSU-Northridge	L	4-10	13-9
CSU-Northridge	W	14-3	14-9
Portland	W	5-2	15-9
Arizona	L	9-13	15-10
Arizona	W	2-1	16-10
Arizona	W	5-0	17-10
Portland	W	11-1	18-10
at Southern California	L	2-9	18-11
at Southern California	W	13-3	19-11
at Southern California	L	0-7	19-12
Hawai'i-Hilo	W	10-2	20-12
Hawai'i-Hilo	W	11-9	21-12
Hawai'i-Hilo	W	21-3	22-12
Hawai'i-Hilo	W	11-0	23-12
UCLA	W	9-8	24-12
UCLA	L	1-6	24-13
UCLA	L	7-9	24-14
at Portland	W	11-4	25-14
Stanford	W	3-1	26-14
Stanford	W	4-3	27-14
Stanford	L	0-13	27-15
at Washington State	W	18-1	28-15
at Washington State	W	10-6	29-15
at Washington State	W	22-21	30-15
at California	L	7-13	30-16
at California	L	1-2	30-17
at California	L	3-8	30-18
Washington	L	5-6	30-19
Washington	L	3-13	30-20
Washington	W	5-3	31-20
at Arizona State	L	7-13	31-21
at Arizona State	L	8-9	31-22
at Arizona State	L	2-5	31-23

2003

Head coach: Pat Casey			
25-28, 7-17 Pacific-10			
Pac-10: Tied-8th			
			Rec.
at UC-Riverside	L	6-9	0-1
at UC-Riverside	W	8-6	1-1
at UC-Riverside	L	2-10	1-2
vs. Oklahoma State	W	4-0	2-2
vs. Gonzaga	W	5-1	3-2
vs. Arizona State	L	4-9	3-3
vs. New Mexico	W	18-16	4-3
vs. New Mexico State	L	7-15	4-4
vs. New Mexico	L	7-14	4-5
vs. New Mexico State	W	16-14	5-5
vs. CSU-Northridge	W	10-6	6-5
vs. San Diego State	W	10-6	7-5
vs. CSU-Northridge	L	8-10	7-6
vs. San Diego	L	9-10	7-7
at Portland	W	13-6	8-7
at Portland	W	9-0	9-7
Washington	L	5-9	9-8
Washington	L	5-9	9-9
vs. Washington State	L	6-8	9-10
vs. Washington State	W	4-0	10-10
UC-Santa Barbara	L	4-5	10-11
UC-Santa Barbara	W	4-3	11-11
UC-Santa Barbara	W	6-4	12-11
California	W	8-6	13-11
California	L	6-8	13-12
California	L	13-19	13-13
at Portland	W	18-6	14-13
at Washington	L	4-10	14-14
at Washington	L	8-9	14-15
at Washington	W	6-5	15-15
Portland	W	10-1	16-15
Washington State	L	6-10	16-16
Washington State	W	11-3	17-16
Washington State	L	7-11	17-17
at Stanford	L	2-5	17-18
at Stanford	W	8-7	18-18

at Stanford	L	0-10	18-19
at Portland	W	14-4	19-19
Southern California	L	3-4	19-20
Southern California	L	2-3	19-21
Southern California	L	2-12	19-22
at UCLA	L	7-8	19-23
at UCLA	L	9-10	19-24
at UCLA	W	7-6	20-24
Concordia	W	13-2	21-24
George Fox	W	4-0	22-24
Arizona State	L	4-14	22-25
Arizona State	W	6-1	23-25
Arizona State	L	7-12	23-26
at Arizona	L	6-20	23-27
at Arizona	L	4-9	23-28
at Arizona	W	13-12	24-28
Portland	W	4-3	25-28

2004

Head coach: Pat Casey			
31-22, 10-14 Pacific-10			
Pac-10: Tied-6th			
			Rec.
vs. Utah	W	8-6	1-0
vs. Gonzaga	W	8-6	2-0
vs. CSU-Northridge	W	3-2	3-0
at Texas-Arlington	W	7-0	4-0
vs. Arkansas-LR	W	8-3	5-0
vs. SW Missouri State	W	5-4	6-0
at UC-Riverside	W	16-3	7-0
vs. CSU-Sacramento	L	3-10	7-1
vs. Washington	W	13-8	8-1
vs. Citadel	L	6-7	8-2
at Hawai'i	L	1-10	8-3
vs. Chicago State	W	15-3	9-3
vs. Citadel	W	3-2	10-3
at Hawai'i	L	3-7	10-4
Gonzaga	W	12-2	11-4
Gonzaga	W	15-3	12-4
Gonzaga	L	5-10	12-5
Utah Valley State	W	11-5	13-5
Utah Valley State	W	7-0	14-5
Utah Valley State	L	4-5	14-6
at California	W	15-5	15-6
at California	L	5-11	15-7
at California	W	14-3	16-7
at Portland	W	25-4	17-7
Arizona	L	3-4	17-8
Arizona	L	7-14	17-9
Arizona	W	6-5	18-9
Stanford	L	8-11	18-10
Stanford	W	5-4	19-10
Stanford	L	4-16	19-11
at Washington	W	7-4	20-11
at Washington	W	6-4	21-11
at CSU-Sacramento	W	7-2	22-11
at CSU-Sacramento	W	9-1	23-11
at CSU-Sacramento	W	12-6	24-11
at Southern California	L	4-8	24-12
at Southern California	W	4-3	25-12
at Southern California	W	8-4	26-12
Washington	W	7-3	27-12
Washington	L	14-26	27-13
Washington	L	5-8	27-14
at Portland	L	2-6	27-15
at Arizona State	L	3-9	27-16
at Arizona State	L	1-3	27-17
at Arizona State	L	4-8	27-18
Portland	L	1-3	27-19
Portland	W	16-3	28-20
at Washington State	W	3-2	29-20
at Washington State	L	2-4	29-21
at Washington State	W	5-3	30-21
UCLA	W	3-2	31-21
UCLA	L	2-12	31-22
UCLA	L	6-11	31-23

2005

Head coach: Pat Casey			
46-12, 19-5 Pacific-10			
Pac-10: 1st			
			Rec.
vs. New Mexico State	W	19-0	1-0
vs. Gonzaga	L	1-3	1-1
vs. New Mexico State	W	11-2	2-1
at Arizona State	W	12-6	3-1
Portland	W	6-4	4-1
vs. UC-Davis	W	8-0	5-1
at San Diego	W	3-2	6-1
at UC-Santa Barbara	W	4-2	7-1
at UC-Santa Barbara	W	6-4	8-1
at UC-Santa Barbara	W	5-3	9-1
UC-Riverside	L	2-3	9-2
UC-Riverside	W	5-2	10-2
UC-Riverside	W	7-2	11-2
vs. Cal St.-Northridge	W	4-1	12-2
at Pepperdine	L	4-9	12-3
vs. Winthrop	W	8-2	13-3
CSU-Sacramento	W	8-2	14-3
CSU-Sacramento	W	7-4	15-3
CSU-Sacramento	W	9-3	16-3
at Portland	W	7-5	17-3
Dallas Baptist	L	7-17	17-4
Dallas Baptist	W	7-2	18-4
Dallas Baptist	W	11-3	19-4
Brigham Young	W	12-5	20-4
Brigham Young	W	11-6	21-4
California	W	11-1	22-4
California	W	5-2	23-4
California	W	4-2	24-4
at Stanford	W	9-7	25-4
at Stanford	W	11-10	26-4
at Stanford	L	3-4	26-5
at Arizona	L	5-7	26-6
at Arizona	W	17-1	27-6
at Arizona	L	6-7	27-7
Washington State	W	5-4	28-7
Washington State	W	8-1	29-7
Washington State	W	7-6	30-7
Arizona State	W	6-5	31-7
Arizona State	L	1-3	31-8
Arizona State	W	5-1	32-8
Portland	W	6-2	33-8
at UCLA	W	3-1	34-8
at UCLA	W	10-4	35-8
at UCLA	W	16-3	36-8
at Washington	W	7-0	37-8
at Washington	W	10-4	38-8
at Washington	W	3-1	39-8
Southern California	W	5-4	40-8
Southern California	W	10-7	41-8
Southern California	L	2-12	41-9
Ohio State	W	4-3	42-9
St. John's (N.Y.)	W	11-1	43-9
St. John's (N.Y.)	W	19-3	44-9
Southern California	W	10-4	45-9
Southern California	L	8-9	45-10
Southern California	W	10-8	46-10
vs. Tulane	L	1-3	46-11
vs. Baylor	L	3-4	46-12

2006

Head coach: Pat Casey			
50-16, 16-7 Pacific-10			
Pac-10: 1st			
NCAA champion			
			Rec.
vs. Nevada	W	12-4	1-0
vs. Arizona State	W	11-0	2-0
vs. Gonzaga	L	5-6	2-1
at Pepperdine	W	7-6	3-1
at Pepperdine	L	2-6	3-2
at Pepperdine	L	1-7	3-3
vs. Brigham Young	W	12-2	4-3
at UC-Davis	L	1-2	4-4
at CSU-Sacramento	W	8-3	5-4
vs. St. Mary's (Calif.)	W	7-5	6-4
Nevada	W	13-4	7-4
Nevada	W	4-0	8-4
Nevada	W	8-1	9-4

Portland	W	3-1	10-4
at New Mexico	W	10-4	11-4
at New Mexico	L	2-13	11-5
at Southern California	W	4-1	12-5
at Southern California	L	3-11	12-6
at Southern California	L	1-4	12-7
Utah Valley State	W	7-5	13-7
Utah Valley State	W	9-4	14-7
Utah Valley State	W	13-6	15-7
at Pacific (Calif.)	W	6-4	16-7
vs. San Francisco	L	2-8	16-8
Texas-Pan American	W	5-4	17-8
Texas-Pan American	W	9-1	18-8
Texas-Pan American	W	14-1	19-8
Arizona	W	10-5	20-8
Arizona	W	10-2	21-8
Arizona	L	1-8	21-9
at Portland	W	14-9	22-9
Stanford	W	3-0	23-9
Stanford	W	1-0	24-9
Stanford	W	12-1	25-9
at California	W	5-2	26-9
at California	W	5-2	27-9
at California	W	9-7	28-9
Portland	L	13-20	28-10
Cal Poly	W	3-0	29-10
New Mexico	W	16-1	30-10
Cal Poly	W	8-4	31-10
New Mexico	W	8-2	32-10
Washington	L	4-6	32-11
Washington	W	5-3	33-11
Washington	W	7-1	34-11
at Arizona State	L	3-10	34-12
at Arizona State	L	3-6	34-13
at Arizona State	W	9-8	35-13
at Washington State	W	16-1	36-13
at Washington State	W	10-2	37-13
at Washington State	W	13-3	38-13
UCLA	W	9-2	39-13
UCLA	L	1-3	39-14
Wright State	W	5-3	40-14
Kansas	W	11-3	41-14
Hawai'i	W	12-3	42-14
Stanford	W	4-3	43-14
Stanford	W	15-0	44-14
vs. Miami (Fla.)	L	1-11	44-15
vs. Georgia	W	5-3	45-15
vs. Miami (Fla.)	W	8-1	46-15
vs. Rice	W	5-0	47-15
vs. Rice	W	2-0	48-15
vs. North Carolina	L	3-4	48-16
vs. North Carolina	W	11-7	49-16
vs. North Carolina	W	3-2	50-16

2007

Head coach: Pat Casey			
49-18, 10-14 Pacific-10			
Pac-10: Tied-6th			
NCAA champion			
			Rec.
at Hawai'i-Hilo	W	5-0	1-0
at Hawai'i-Hilo	W	17-4	2-0
at Hawai'i-Hilo	W	9-3	3-0
at Hawai'i-Hilo	W	10-2	4-0
at Georgia	W	10-8	5-0
at Georgia	W	7-3	6-0
at Georgia	W	6-2	7-0
vs. Gonzaga	L	5-6	7-1
vs. Arizona State	W	12-4	8-1
vs. Missouri	W	9-2	9-1
at UC-Davis	W	11-2	10-1
vs. St. Mary's	L	1-4	10-2
at Sacramento State	W	18-5	11-2
at Texas A&M	L	2-5	11-3
vs. New Mexico	W	6-2	12-3
vs. St. Louis	W	2-0	13-3
at Texas A&M	W	6-5	14-3
Evansville	W	9-2	15-3
Evansville	W	6-2	16-3
Evansville	W	3-2	17-3
San Francisco	W	11-1	18-3

2012 OREGON STATE BASEBALL

YEAR-BY-YEAR RESULTS

San Francisco	W	9-2	19-3
San Francisco	W	3-2	20-3
at Cal Poly	W	6-0	21-3
at Cal Poly	W	5-2	22-3
at Cal Poly	W	13-1	23-3
at Arizona	L	4-5	23-4
at Arizona	L	2-8	23-5
at Arizona	L	14-17	23-6
South California	W	9-5	24-6
South California	L	1-4	24-7
South California	W	9-8	25-7
Portland	W	12-4	26-7
California	W	1-0	27-7
California	L	0-4	27-8
California	W	5-3	28-8
UNLV	W	3-1	29-8
UNLV	W	10-2	30-8
UNLV	W	7-0	31-8
at Portland	W	10-1	32-8
at Stanford	W	13-7	33-8
at Stanford	L	7-9	33-9
at Stanford	W	8-6	34-9
vs. Washington	L	2-6	34-10
at Washington	L	6-9	34-11
at Washington	W	8-2	35-11
Washington State	L	4-5	35-12
Washington State	W	11-5	36-12
Washington State	L	3-5	36-13
Arizona State	L	3-4	36-14
Arizona State	L	0-3	36-15
Arizona State	L	1-8	36-16
at UCLA	W	10-7	37-16
at UCLA	W	13-5	38-16
at UCLA	L	2-5	38-17
vs. Rutgers	W	5-1	39-17
at Virginia	L	4-7	39-18
vs. Rutgers	W	5-2	40-18
at Virginia	W	5-3	41-18
at Virginia	W	7-3	42-18
Michigan	W	1-0	43-18
Michigan	W	8-2	44-18
vs. Fullerton State	W	3-2	45-18
vs. Arizona State	W	12-6	46-18
vs. UC-Irvine	W	7-1	47-18
vs. North Carolina	W	11-4	48-18
vs. North Carolina	W	9-4	49-18

2008

Head coach: Pat Casey			
28-24, 11-13 Pacific-10			
Pac-10: 7th			
		Rec.	
vs. Vanderbilt	L	1-8	0-1
vs. Miami (Ohio)	W	8-3	1-1
at Arizona State	L	0-11	1-2
vs. Georgia	W	6-4	2-2
vs. Georgia	L	5-10	2-3
vs. Georgia	W	5-4	3-3
Portland	W	16-0	4-3
vs. Loyola Marymount	L	3-13	4-4
at San Diego	L	5-10	4-5
vs. Santa Clara	W	12-10	5-5
at San Diego State	W	22-3	6-5
at Nevada	L	1-10	6-6
at Nevada	W	17-10	7-6
Pepperdine	W	10-3	8-6
Pepperdine	W	9-7	9-6
Pepperdine	L	5-8	9-7
at BYU	W	15-7	10-7
at BYU	W	17-11	11-7
Washington	W	8-1	12-7
Washington	W	2-1	13-7
Washington	L	4-6	13-8
Portland	W	5-4	14-8
at California	L	2-5	14-9
at California	L	3-9	14-10
at California	W	9-2	15-10
Stanford	W	10-9	16-10
Stanford	L	4-6	16-11
Stanford	L	2-4	16-12
at Arizona State	W	6-4	17-12

at Arizona State	W	12-3	18-12
at Arizona State	L	12-15	18-13
Arizona	L	0-7	18-14
Arizona	W	4-3	19-14
Arizona	W	3-2	20-14
at Gonzaga	L	6-11	20-15
at Gonzaga	L	2-4	20-16
at Washington State	L	3-10	20-17
at Washington State	L	4-11	20-18
at Washington State	W	19-9	21-18
vs. Portland	W	4-1	22-18
UCLA	W	10-1	23-18
UCLA	L	4-11	23-19
UCLA	W	8-7	24-19
Utah Valley	L	6-11	24-20
Utah Valley	W	8-4	25-20
at USC	L	3-5	25-21
at USC	L	2-5	25-22
at USC	L	5-6	25-23
at Long Beach State	L	0-10	25-24
Pacific	W	15-2	26-24
Pacific	W	8-6	27-24
Pacific	W	2-0	28-24

2009

Head coach: Pat Casey			
37-19, 15-12 Pacific-10			
Pac-10: 3rd			
		Rec.	
at Tennessee	L	4-5	0-1
at Tennessee	W	14-4	1-1
vs. Northern Illinois	W	23-7	2-1
vs. Missouri	W	12-8	3-1
at Arizona State	L	3-6	3-2
vs. Northern Illinois	W	2-1	4-2
vs. San Francisco	W	11-9	5-2
vs. Oklahoma State	L	5-7	5-3
vs. UC Riverside	W	5-1	6-3
vs. Texas Tech	W	9-6	7-3
vs. Missouri State	W	8-7	8-3
vs. Missouri State	L	3-5	8-4
vs. Missouri State	L	2-4	8-5
Utah Valley	W	7-0	9-5
Utah Valley	W	17-2	10-5
Saint Mary's	W	12-3	11-5
Saint Mary's	W	9-3	12-5
Hawai'i	W	8-4	13-5
at Oregon	W	7-1	14-5
vs. Oregon	L	2-3	14-6
vs. Oregon	W	8-1	15-6
California	W	8-4	16-6
California	W	6-2	17-6
California	W	5-4	18-6
at Arizona	W	9-5	19-6
at Arizona	L	5-6	19-7
at Arizona	W	8-3	20-7
BYU	W	7-6	21-7
BYU	W	8-4	22-7
USC	L	3-4	22-8
USC	L	2-5	22-9
USC	W	5-4	23-9
at UCLA	L	5-7	23-10
at UCLA	W	5-3	24-10
at UCLA	L	2-5	24-11
Oregon	W	10-2	25-11
Arizona State	L	2-4	25-12
Arizona State	W	4-3	26-12
Arizona State	W	10-5	27-12
at Portland	W	5-1	28-12
vs. Washington	W	6-4	29-12
at Washington	L	6-15	29-13
at Washington	L	3-4	29-14
Gonzaga	W	8-1	30-14
Washington State	L	6-7	30-15
Washington State	W	8-2	31-15
Washington State	L	6-7	31-16
Oregon	W	2-0	32-16
vs. Oregon	W	14-4	33-16
at Stanford	W	5-0	34-16
at Stanford	L	6-7	34-17

at Stanford	W	5-2	35-17
vs. Texas A&M	W	9-8	36-17
at TCU	L	1-13	36-18
vs. Texas A&M	W	13-5	37-18
at TCU	L	4-5	37-19

2010

Head coach: Pat Casey			
32-24, 12-15 Pacific-10			
Pac-10: Tied-7th			
		Rec.	
at Hawaii	W	10-6	1-0
at Hawaii	W	7-3	2-0
at Hawaii	L	4-5	2-1
at Hawaii	W	5-0	3-1
Tennessee	W	17-1	4-1
Tennessee	L	2-9	4-2
Tennessee	W	2-1	5-2
vs. UC Riverside	W	10-3	6-2
vs. Arizona State	L	4-6	6-3
vs. Utah Valley	W	9-0	7-3
Utah	W	5-4	8-3
Portland	W	6-5	9-3
Portland	W	9-2	10-3
Maine	W	18-3	11-3
Maine	W	7-5	12-3
Maine	W	12-2	13-3
Maine	W	2-1	14-3
Southern Utah	W	11-1	15-3
Long Beach State	W	16-4	16-3
Long Beach State	L	1-7	16-4
Long Beach State	L	4-8	16-5
at USC	W	4-1	17-5
at USC	L	2-8	17-6
at USC	W	4-3	18-6
Portland	W	9-2	19-6
UCLA	W	4-1	20-6
UCLA	L	1-3	20-7
UCLA	L	2-8	20-8
Stanford	L	6-14	20-9
Stanford	L	3-5	20-10
Stanford	L	7-10	20-11
at Washington State	L	1-5	20-12
at Washington State	L	4-12	20-13
at Washington State	W	3-2	21-13
at Oregon	L	4-9	21-14
at California	L	3-11	21-15
at California	L	4-14	21-16
at California	L	3-9	21-17
Oregon	W	2-1	22-17
Oregon	W	4-3	23-17
Oregon	W	6-5	24-17
San Diego	L	1-4	24-18
Washington	W	8-6	25-18
Washington	W	7-3	26-18
Washington	L	2-3	26-19
Seattle	W	12-2	27-19
at Arizona State	L	4-10	27-20
at Arizona State	L	5-6	27-21
at Arizona State	W	9-8	28-21
vs. Oregon	W	2-1	29-21
Arizona	W	6-3	30-21
Arizona	W	5-0	31-21
Arizona	L	1-3	31-22
vs. Florida Atlantic	W	6-4	32-22
at Florida	L	2-10	32-23
vs. Florida Atlantic	L	7-11	32-24

2011

Head coach: Pat Casey			
41-19, 17-10 Pacific-10			
Pac-10: 2nd			
		Rec.	
vs. Gonzaga	W	4-3	1-0
vs. Gonzaga	W	4-2	2-0
at Fresno State	L	1-2	2-1
at Fresno State	L	4-5	2-2
vs. Connecticut	W	2-0	3-2
vs. Texas A&M-CC	L	7-8	3-3
vs. Indiana	W	7-5	4-3
vs. UT-San Antonio	W	10-7	5-3

Hartford	W	14-3	6-3
Hartford	W	16-1	7-3
Hartford	W	9-1	8-3
Hartford	W	13-2	9-3
Oregon	W	4-1	10-3
New Mexico State	W	7-0	11-3
VMI	W	13-3	12-3
VMI	W	5-1	13-3
at Long Beach State	W	4-0	14-3
at Long Beach State	W	9-6	15-3
at Long Beach State	L	1-2	15-4
Seattle	L	4-5	15-5
Seattle	W	4-2	16-5
UC Santa Barbara	W	6-3	17-5
UC Santa Barbara	W	11-5	18-5
UC Santa Barbara	L	3-8	18-6
at Arizona	L	0-18	18-7
at Arizona	W	10-4	19-7
at Arizona	W	8-4	20-7
at Portland	W	11-1	21-7
Arizona State	W	5-3	22-7
Arizona State	W	7-6	23-7
Arizona State	W	9-6	24-7
at Stanford	W	1-0	25-7
at Stanford	W	8-1	26-7
at Stanford	W	6-4	27-7
Washington State	W	4-2	28-7
Washington State	W	7-6	29-7
Washington State	L	0-2	29-8
at Portland	W	6-1	30-8
at UCLA	W	7-5	31-8
at UCLA	W	2-0	32-8
at UCLA	L	2-5	32-9
Oregon	L	2-7	32-10
California	W	3-0	33-10
California	L	2-6	33-11
California	W	4-2	34-11
Portland	W	13-3	35-11
vs. Washington	W	6-4	36-11
at Washington	W	9-3	37-11
at Washington	L	6-7	37-12
USC	W	7-2	38-12
USC	L	3-8	38-13
USC	L	3-4	38-14
at Oregon	L	1-4	38-15
at Oregon	L	1-4	38-16
at Oregon	L	0-6	38-17
UALR	W	7-4	39-17
Creighton	W	5-1	40-17
Georgia	W	6-4	41-17
at Vanderbilt	L	1-11	41-18
at Vanderbilt	L	3-9	41-19

2012 OREGON STATE BASEBALL

BEST RECORD BY GAME NUMBER

Game-By-Game Records

Best record by game number

Gm. #	W	L	Pct.	Times	Years (Last)
1	1 - 0	1.000	72		2011
2	2 - 0	1.000	54		2011
3	3 - 0	1.000	33		2007
4	4 - 0	1.000	24		2007
5	5 - 0	1.000	18		2007
6	6 - 0	1.000	15		2007
7	7 - 0	1.000	11		2007
8	8 - 0	1.000	7		1962
9	9 - 0	1.000	5		1962
10	10 - 0	1.000	4	1951, 1959, 1960, 1962	
11	11 - 0	1.000	3	1951, 1959, 1962	
12	12 - 0	1.000	3	1951, 1959, 1962	
13	13 - 0	1.000	3	1951, 1959, 1962	
14	14 - 0	1.000	3	1951, 1959, 1962	
15	15 - 0	1.000	3	1951, 1959, 1962	
16	16 - 0	1.000	2	1951, 1962	
17	17 - 0	1.000	2	1951, 1962	
18	18 - 0	1.000	2	1951, 1962	
19	18 - 1	.947	2	1951, 1962	
20	19 - 1	.950	1	1962	
21	20 - 1	.952	1	1962	
22	21 - 1	.954	1	1962	
23	22 - 1	.956	1	1962	
24	23 - 1	.958	1	1962	
25	23 - 2	.920	1	1962	
26	24 - 2	.923	1	1962	
27	25 - 2	.926	1	1962	
28	26 - 2	.929	1	1962	
29	26 - 3	.896	1	1962	
30	26 - 4	.867	2	1962, 2005	
31	26 - 5	.838	2	1962, 2005	
32	26 - 6	.813	2	1962, 2005	
33	27 - 6	.818	1	2005	
34	27 - 7	.794	3	2005, 2007, 2011	

Gm. #	W	L	Pct.	Times	Years (Last)
35	28 - 7	.800	2		2005, 2011
36	29 - 7	.806	2		2005, 2011
37	30 - 7	.811	1		2005
38	31 - 7	.816	1		2005
39	31 - 8	.795	3		2005, 2007, 2011
40	32 - 8	.800	3		2005, 2007, 2011
41	33 - 8	.804	2		2005, 2007
42	34 - 8	.810	1		2005
43	35 - 8	.814	1		2005
44	36 - 8	.818	1		2005
45	37 - 8	.822	1		2005
46	38 - 8	.826	1		2005
47	39 - 8	.830	1		2005
48	40 - 8	.833	1		2005
49	41 - 8	.837	1		2005
50	41 - 9	.820	1		2005
51	42 - 9	.823	1		2005
52	43 - 9	.827	1		2005
53	44 - 9	.830	1		2005
54	45 - 9	.833	1		2005
55	45 - 10	.818	1		2005
56	46 - 10	.821	1		2005
57	46 - 11	.807	1		2005
58	46 - 12	.793	1		2005
59	44 - 15	.746	1		2006
60	45 - 15	.750	1		2006
61	46 - 15	.754	1		2006
62	47 - 15	.758	1		2006
63	48 - 15	.762	1		2006
64	48 - 16	.750	1		2006
65	49 - 16	.754	1		2006
66	50 - 16	.758	1		2006
67	49 - 18	.731	1		2007



TD Ameritrade Park Omaha, the new home of the College World Series

2011 OREGON STATE BASEBALL

RECORDS VERSUS ALL OPPONENTS

Opponent	First	Last	W	L	T
Air Force	1970	1985	4	0	
Albany	1927		1	0	
Albertson	1916		2	0	
Albuquerque	1967		0	2	
Arizona	1963	2011	24	29	
Arizona State	1963	2011	25	39	
Arkansas	1986	1995	1	2	
Baylor	2005		0	1	
Baker City	1914	1916	3	0	
Boise State	1975		1	0	
BYU	1971	2009	15	6	
California	1916	2011	28	39	
UC-Davis	1955	2007	3	2	
UC-Irvine	1972	2007	1	1	
UC-Riverside	1970	2010	12	9	
UC-Santa Barbara	1968	2011	12	9	1
Cal Poly	1968	2007	7	1	1
Chico State	1920	1990	18	10	1
Cal State-Fullerton	1972	2007	1	4	
Cal State-Hayward	1974	1978	3	1	
Cal State-Los Angeles	1976	1978	1	3	
Cal State-Northridge	1999	2005	10	9	
Cal State-Sacramento	1961	2007	23	13	
Cal State-Sonoma	1988		2	1	
Cal State-Stanislaus	1975	1979	1	1	
Camp Adair	1943		1	1	
Camp Lewis	1921		1	0	
Canada Baseball Institute	1994	1997	2	1	
Central Florida	1992	1998	2	1	
Central Michigan	2000		1	1	
CETYS (Mexico)	1998		1	0	
Chapman	1968	1972	2	1	
Chemawa	1907	1922	12	1	
Chicago State	2004		1	0	
Citadel	2004		1	1	
Clemson	1988	2001	2	3	
Colorado	1972		1	0	
Concordia (Ore.)	1980	2003	11	0	
Connecticut	2011		1	0	
Cornell	1986		2	0	
Corvallis	1914		1	0	
Creighton	1996	2011	3	0	
Dallas Baptist	2005		2	1	
Delaware	1976		1	0	
Duke	1952		0	1	
Eastern Michigan	1976		0	1	
Eastern Oregon	1968	1995	4	0	
Eastern Washington	1981	1990	32	10	
Eugene Emeralds	1957	1959	0	2	
Evansville	1992	2007	4	1	
Florida	2010		0	1	
Florida Atlantic	1998	2010	2	1	
Fresno State	1952	2011	9	28	
George Fox	1980	2003	13	1	
George Washington	1988		1	0	
Georgia	2006	2011	7	1	
Gonzaga	1919	2011	62	33	
Grambling	1968		1	0	
Grand Canyon	1966	1994	3	2	
Grant Tech	1953		1	0	
Hartford	2011		4	0	
Harvard	1985	1989	1	1	
Hawai'i	1961	2010	9	16	
Hawai'i-Hilo	1996	2007	9	0	1
Hawai'i Marines	1961		1	0	

Opponent	First	Last	W	L	T
Helena	1914		1	2	
Hickam Field Air Force	1961		1	0	
Howard	1997		1	0	
Humboldt State	1974		0	1	
Idaho	1910	1964	103	41	1
Illinois-Chicago	1992		2	0	
Indiana	2011		1	0	
Kansas	2006		1	0	
Kansas State	1971	2000	2	3	
Keio (Japan)	1961		0	1	
Kelso	1924	1926	2	1	
Lafayette	1991		1	0	
LaVerne	1975		1	0	
Lewis & Clark	1947	1994	38	3	
Lewis-Clark State	1975	1997	9	6	
Linfield	1927	1997	74	15	
Long Beach State	1980	2011	4	9	
Loyola Marymount	1972	2008	1	2	
Maine	1978	2010	7	0	
McChord Air Force Base	1955		1	0	
McMinnville Tigers	1915		0	2	
McNeese State	1991		0	1	
Meiji (Japan)	1924	1929	1	1	
Miami (Fla.)	2006		1	1	
Miami (Ohio)	2008		1	0	
Michigan	2007		4	0	
Michigan State	1995		1	1	
Minnesota	1990	2001	4	3	
Missouri	1985	2009	3	0	
Missouri State	1993	2009	2	2	
Montana	1947	1960	5	0	
Mt. Angel	1912	1924	7	0	
Multnomah Athletic Club	1908	1928	7	7	
Naval Air	1961		0	1	
Nebraska	1999		1	0	
Nevada	1962	2008	11	3	
New Mexico	1991	2007	8	2	
New Mexico State	1995	2011	7	2	
New York Colored Sox	1921		0	1	
Nittaidi (Japan)	1996		2	0	
North Carolina	2006	2007	4	1	
Northern Arizona	1966	1977	3	3	
North Pacific Dental	1921	1933	5	0	
Northern Illinois	2009		2	0	
Northwestern	1992		0	2	
Notre Dame	1986		1	0	
Ohio State	1990	2005	3	1	
Oklahoma	1971	2001	2	5	
Oklahoma State	1991	2009	2	3	
Oral Roberts	1978	2002	4	3	
Oregon	1907	2011	160	152	
Oregon Tech	1974	1990	17	1	
Pacific (Calif.)	1977	2008	11	7	
Pacific (Ore.)	1912	1996	56	3	1
Pearl Harbor	1961		1	0	
Pendleton	1915		2	0	
Pepperdine	1977	2008	5	8	
Portland	1909	2011	152	60	
Portland Beavers	1981		1	0	
Portland Colts	1913		0	1	
Portland Roadsters	1911		0	1	
Portland State	1950	1998	106	48	
Puget Sound	1970	1980	10	3	
Regina	1913		1	4	
Rice	2006		2	0	

Opponent	First	Last	W	L	T
Richmond	1986		1	0	
Rutgers	2007		2	0	
Sacramento Senators	1920		0	2	
St. John's Bears	1926		1	0	
St. John's (N.Y.)	1970	2005	3	0	
St. Martin's	1998		3	0	
St. Mary's (Calif.)	1971	2009	4	2	1
Salem High	1907	1909	2	1	
Salem Senators	1924	1955	6	10	
San Diego	1973	2010	4	7	
San Diego State	1973	2008	7	5	1
San Francisco	1974	2009	8	3	
San Jose State	1953	1999	9	11	1
Santa Clara	1920	2008	4	14	1
Seattle	1952	2011	7	4	1
Seton Hall	1984		1	0	
South Florida	1998		1	0	
Southern California	1951	2011	21	46	
Southern Oregon	1964	1982	8	1	
Southern Utah	1992	2010	4	0	
Southwestern Louisiana	1984	1991	1	1	
Spokane Indians	1916		0	2	
Stanford	1920	2011	28	42	
St. Louis	2007		1	0	
SubPac	1961		1	0	
Tennessee	2009	2010	3	2	
Texas	1952		0	1	
Texas A&M	1988	2009	4	4	
Texas A&M-Corpus Chr.	2011		0	1	
Texas-Arlington	1993	2004	1	1	
Texas Christian	1993	2009	1	3	
Texas-Pan American	2006		3	0	
Texas-San Antonio	2011		1	0	
Texas Tech	1999	2009	2	1	
Tulane	1986	2005	0	3	
Tulsa	1970	1976	2	0	
UALR	2004	2011	2	0	
UCLA	1967	2011	23	32	
United States International	1987		1	0	
UNLV	1975	2007	5	4	
Utah	1973	2010	6	1	
Utah Valley	2006	2010	9	2	
Valdosta State	1978		1	0	
Vanderbilt	2008	2011	0	3	
Virginia	2007		2	1	
VMI	2011		2	0	
Washington	1911	2011	226	186	2
Washington State	1910	2011	191	222	2
Western Kentucky	2002		1	0	
Western Oregon	1908	1995	69	9	
Western Washington	1975		1	0	
Westmont	1968	1969	2	0	
West Virginia	2000		1	0	
Whitman	1908	1960	15	6	
Willamette	1907	1997	84	23	
Winthrop	2005		1	0	
Wisconsin	1986		0	1	
Woodburn	1908		0	1	
Wright State	1996	2006	2	0	
Wyoming	1979		1	0	

Oregon State's Final Rankings

Year	BA	CB	USA	NCBWA	Rivals/Pg
1962	-	15	-	-	-
1963	-	10	-	-	-
1964	-	22	-	-	-
1985	-	29	-	-	-
1986	21	23	-	21	-
2005	7	7	7	7	7
2006	1	1	1	1	1
2007	1	1	1	1	1
2009	-	24	-	24	25
2011	10	10	11	12	10

Key:

BA-Baseball America; CB-Collegiate Baseball;
 USA-USA Today Coaches Poll; NCBWA-National Collegiate
 Baseball Writers Association; Rivals/Pg-Rivals.com/Perfect
 Game

2012 OREGON STATE BASEBALL

RECORD VERSUS CURRENT CONFERENCES

America East	First	Last	W	L	T
Hartford	2011		4	0	
Maine	1978	2010	7	0	

Atlantic Coast	First	Last	W	L	T
Clemson	1988	2001	2	3	
Duke	1952		0	1	
Miami (Fla.)	2006		1	1	
North Carolina	2006	2007	4	1	
Virginia	2007		2	1	

Atlantic 10	First	Last	W	L	T
Richmond	1986		1	0	
St. Louis	2007		1	0	

Big East	First	Last	W	L	T
Connecticut	2011		1	0	
Notre Dame	1986		1	0	
Rutgers	2007		2	0	
St. John's (N.Y.)	1970	2005	3	0	
Seton Hall	1984		1	0	
South Florida	1998		1	0	
West Virginia	2000		1	0	

Big South	First	Last	W	L	T
Florida Atlantic	1998	2010	2	1	
UALR	2004	2011	2	0	
VMI	2011		2	0	
Winthrop	2005		1	0	

Big Ten	First	Last	W	L	T
Indiana	2011		1	0	
Michigan	2007		4	0	
Michigan State	1995		1	1	
Minnesota	1990	2001	4	3	
Nebraska	1999		1	0	
Northwestern	1992		0	2	
Ohio State	1990	2005	3	1	

Big 12	First	Last	W	L	T
Baylor	2005		0	1	
Kansas	2006		1	0	
Kansas State	1971	2000	2	3	
Missouri	1985	2009	3	0	
Oklahoma	1971	2001	2	5	
Oklahoma State	1991	2009	2	3	
Texas	1952		0	1	
Texas A&M	1988	2009	4	4	
Texas Tech	1999	2009	2	1	

Big West	First	Last	W	L	T
UC-Davis	1955	2007	3	2	
UC-Irvine	1972	2007	1	1	
UC-Riverside	1970	2010	12	9	
UC-Santa Barbara	1968	2011	12	9	1
Cal Poly	1968	2007	7	1	1
Cal State-Fullerton	1972	2007	1	4	
Cal State-Northridge	1999	2005	10	9	
Long Beach State	1980	2011	4	9	
Pacific (Calif.)	1977	2008	11	7	

Colonial	First	Last	W	L	T
Delaware	1976		1	0	

Conference USA	First	Last	W	L	T
Central Florida	1992	1998	2	1	
Rice	2006		2	0	
Tulane	1986	2005	0	3	

Great West	First	Last	W	L	T
Chicago State	2004		1	0	
Texas-Pan American	2006		3	0	
Utah Valley	2006	2010	9	2	

Horizon	First	Last	W	L	T
Illinois-Chicago	1992		2	0	
Wright State	1996	2006	2	0	

Independent	First	Last	W	L	T
Dallas Baptist	2005		2	1	
Seattle	1952	2011	7	4	1

Ivy	First	Last	W	L	T
Cornell	1986		2	0	
Harvard	1985	1989	1	1	

Mid-American	First	Last	W	L	T
Central Michigan	2000		1	1	
Eastern Michigan	1976		0	1	
Miami (Ohio)	2008		1	0	

Missouri Valley	First	Last	W	L	T
Creighton	1996	2011	3	0	
Evansville	1992	2007	4	1	
Missouri State	1993	2009	2	2	
Northern Illinois	2009		2	0	

Mountain West	First	Last	W	L	T
Air Force	1970	1985	4	0	
New Mexico	1991	2007	8	2	
San Diego State	1973	2008	7	5	1
Texas Christian	1993	2009	1	3	
UNLV	1975	2007	5	4	

Pac-12	First	Last	W	L	T
Arizona	1963	2011	24	29	
Arizona State	1963	2011	25	39	
California	1916	2011	28	39	
Oregon	1907	2011	160	152	
Southern California	1951	2011	21	46	
Stanford	1920	2011	28	42	
UCLA	1967	2011	23	32	
Utah	1973	2010	6	1	
Washington	1911	2011	226	186	2
Washington State	1910	2011	191	222	2

Patriot	First	Last	W	L	T
Lafayette	1991		1	0	

Southern	First	Last	W	L	T
Citadel	2004		1	1	

Southeastern	First	Last	W	L	T
Arkansas	1986	1995	1	2	
Florida	2010		0	1	
Georgia	2006	2011	7	1	
Tennessee	2009	2010	3	2	
Vanderbilt	2008	2011	0	3	

Southland	First	Last	W	L	T
McNeese State	1991		0	1	
Texas A&M-Corpus Chr.	2011		0	1	
Texas-Arlington	1993	2004	1	1	
Texas-San Antonio	2011		1	0	

Southwestern Ath.	First	Last	W	L	T
Grambling	1968		1	0	

Summit	First	Last	W	L	T
Oral Roberts	1978	2002	4	3	
Southern Utah	1992	2010	4	0	

Sun Belt	First	Last	W	L	T
Western Kentucky	2002		1	0	

West Coast	First	Last	W	L	T
BYU	1971	2009	15	6	
Gonzaga	1919	2011	62	33	
Loyola Marymount	1972	2008	1	2	
Pepperdine	1977	2008	5	8	
Portland	1909	2011	152	60	
St. Mary's (Calif.)	1971	2009	4	2	1
San Diego	1973	2010	4	7	
San Francisco	1974	2009	8	3	
Santa Clara	1920	2008	4	14	1

Western Athletic	First	Last	W	L	T
Cal State-Sacramento	1961	2007	23	13	
Fresno State	1952	2011	9	28	
Hawai'i	1961	2010	9	16	
Nevada	1962	2008	11	3	
New Mexico State	1995	2011	7	2	
San Jose State	1953	1999	9	11	1



2012 OREGON STATE BASEBALL

OPENING DAY LINEUPS

Oregon State Season Openers

Total.....	102
Home	48
Road	35
Neutral	19
Overall	72-30
Home	39-9
Road	20-15
Neutral.....	13-6

Most runs..... 23, 1960
vs. Whitman

Least runs..... 0, twice
last: 1937 vs. Willamette

Season Openers Under Pat Casey

Total.....	17
Home	1
Road	8
Neutral	8
Overall	11-6
Home	1-0
Road	4-4
Neutral.....	6-2

Most runs..... 19, 2005
vs. New Mexico State

Least runs..... 1, 2008
vs. Vanderbilt

1982

Oregon State 3
Eastern Washington 4
Lewiston, Idaho

1.	Todd Thomas	SS
2.	Mickey Riley	2B
3.	Jim Grove	CF
4.	Jim Wilson	1B
5.	Pat Shaw	LF
6.	Bill Gassaway	RF
7.	Lindsey Johnson	C
8.	Gregg Muench	DH
9.	Dain Syverson	3B
	Jeff Reece	P

1983

Washington State 8
Oregon State 6
Lewiston, Idaho

1.	Mike Strutton	3B
2.	Mickey Riley	2B
3.	Todd Thomas	SS
4.	Steve Smith	CF
5.	Keith Krafve	1B
6.	Jeff Myers	DH
7.	Dain Syverson	C
8.	Gary Hamilton	RF
9.	Quinn Williams	LF
	Scott Anderson	P

1984

Sacramento State 1
Oregon State 4
Medford, Ore.

1.	Mike Strutton	SS
2.	Quinn Williams	RF
3.	Dain Syverson	3B
4.	Chris Newman	1B
5.	Tim Fasel	CF
6.	James Terrell	DH
7.	David Brundage	LF
8.	Lindsey Johnson	C
9.	Ken Bowen	2B
	Scott Anderson	P

1985

Oregon State 4
Chico State 10
Chico, Calif.

1.	Ken Bowen	SS
2.	Dave Brundage	1B
3.	Bryan Ganter	RF
4.	Derek Heller	CF
5.	James Terrell	DH
6.	Mel Mallinak	2B
7.	Quinn Williams	3B
8.	Tim Fasel	LF
9.	Rich Duke	C
	Jon Rushing	P

1986

Oregon State 5
Oregon Tech 6
Klamath Falls, Ore.

1.	Ken Bowen	SS
2.	Tim Lambert	2B
3.	Dave Brundage	1B
4.	Keith Krafue	DH
5.	Quinn Williams	3B
6.	Gary Hamilton	LF
7.	Bryan Ganter	RF
8.	Rich Duke	C
9.	Scott Klug	CF
	John Sipple	P

1987

Oregon State 9
Chico State 4
Chico, Calif.

1.	Bryan Ganter	RF
2.	Ken Bowen	SS
3.	Tim Lambert	1B
4.	Randy Duke	DH
5.	Rod Scheckla	3B
6.	Lance Rice	C
7.	Todd Gressler	LF
8.	Jeff Moore	CF
9.	Lestee Ceasar	2B
	John Sipple	P

1988

Oregon State 10
Sonoma state 3
Sonoma, Calif.

1.	John Sipple	LF
2.	Tim Lambert	DH
3.	Aaron Anderson	RF
4.	Randy Duke	1B
5.	Lance Rice	C
6.	Ben Johnson	SS
7.	Jeff Brauning	2B
8.	Scott Sanders	CF
9.	Troy Haugen	3B
	Rod Scheckla	P

1989

Oregon State 4
Chico State 3
Chico, Calif.

1.	Troy Haugen	2B
2.	Dennis Kluss	CF
3.	Jeff Otis	1B
4.	Jeff Brauning	SS
5.	Paul Pinion	DH
6.	Scott Sanders	LF
7.	Ben Johnson	C
8.	Erik Ostmo	RF
9.	R. A. Neitzel	3B
	Ken Neilson	P

1990

Oregon State 3
Chico State 4
Chico, Calif.

1.	R.A. Neitzel	2B
2.	Aaron Anderson	RF
3.	Ben Johnson	SS
4.	Scott Sanders	LF
5.	Larry Vadic	DH
6.	Chris Kaleikilo	1B
7.	Dave Schoppe	3B
8.	Paul Sanders	C
9.	Dave Williams	CF
	Ken Neilson	P

1991

George Fox 3
Oregon State 15
Corvallis, Ore.

No lineup available

1992

Concordia 2
Oregon State 17
Corvallis, Ore.

1.	Dave Williams	CF
2.	Kevin Hooker	1B
3.	Aaron Anderson	RF
4.	David Anderson	LF
5.	Chad Busik	DH
6.	Jon Yonemitsu	2B
7.	Jamie Burke	3B
8.	Allen Snelling	SS
9.	Randy Hunter	C
	Jeff Post	P

1993

Oregon State 1
California 10
Sacramento, Calif.

1.	AJ Marquardt	CF
2.	Jim Champion	1B
3.	Jason Akina	DH
4.	Jamie Burke	3B
5.	Randy Hunter	C
6.	Jon Yonemitsu	2B
7.	Brent Watts	RF
8.	Allen Snelling	SS
9.	Tim Kissiner	LF
	Scott Christman	P

1994

Western Oregon 1
Oregon State 2
Corvallis, Ore.

1.	Brent Watts	CF
2.	Kevin Hooker	2B
3.	John Dixon	DH
4.	Jim Champion	1B
5.	Pat Meiwes	3B
6.	Tim Kissner	LF
7.	Tim Efraimson	RF
8.	David Schmidt	C
9.	Allen Snelling	SS
	Mike Thurman	P

1995

Western Oregon 3
Oregon State 4
Corvallis, Ore.

1.	Scott Hardin	3B
2.	Kevin Hooker	2B
3.	Chris Wakeland	LF
4.	Marc Mallowy	RF
5.	John Dixon	DH
6.	David Schmidt	C
7.	Pat Meiwes	1B
8.	Allen Snelling	SS
9.	Darren Bland	CF
	Jeremy Beard	P

2012 OREGON STATE BASEBALL

OPENING DAY LINEUPS

1996	2000	2004	2008
Oregon State 5 Pacific 4 <i>Stockton, Calif.</i>	Kansas State 7 Oregon State 6 <i>Albuquerque, N.M.</i>	Oregon State 8 Utah 6 <i>Surprise, Ariz.</i>	Vanderbilt 8 Oregon State 1 <i>Tempe, Ariz.</i>
1. Abino Vazquez CF 2. Ryan McDonald 2B 3. Chris Wakeland LF 4. Matt Bailie 1B 5. Mitch Gregg DH 6. David Schmidt C 7. Mike Leone 3B 8. Jason Stanberg RF 9. Brandon Hageman SS Andrew Checketts P	1. Eric Stark CF 2. Bryan Ingram C 3. Joe Gerber 1B 4. Josh Carter LF 5. Drew Hedges DH 6. Rod Gott RF 7. Zach Gordon 2B 8. Brian Barden 3B 9. Will Hudson SS Thad Johnson P	1. Aaron Mathews CF 2. Tyler Graham DH 3. Jacoby Ellsbury RF 4. Tony Calderon SS 5. Shea McFeely 3B 6. Andy Jenkins 1B 7. Mike Lissman LF 8. Paul Richie C 9. Chad Schroeder 2B Jake Postlewait P	1. Braden Wells LF 2. Joey Wong SS 3. Jason Ogata 2B 4. Daniel Robertson RF 5. Drew George 1B 6. Garrett Nash DH 7. Lonnie Lechelt 3B 8. Erik Ammon C 9. Chris Hopkins CF Mike Stutes P
1997	2001	2005	2009
Oregon State 14 Hawai'i 4 <i>Honolulu, Hawai'i</i>	Oregon State 7 Cal-State Northridge 17 <i>Northridge, Calif.</i>	New Mexico State 0 Oregon State 19 <i>Tempe, Ariz.</i>	Oregon State 4 Tennessee 5 <i>Knoxville, Tenn.</i>
1. Ryan Hilts LF 2. Ryan Lipe 3B 3. Ryan McDonald 2B 4. Matt Bailie 1B 5. Ben Bertrand C 6. Mike Leone DH 7. Jason Stanberg RF 8. Troy Schader SS 9. Tyson Vermillion CF Andrew Checketts P	1. Eric Stark CF 2. Bryan Ingram C 3. Josh Carter RF 4. Brian Barden 3B 5. Andy Jarvis 1B 6. Jason McBride DH 7. Chris Biles LF 8. Zach Gordon 2B 9. Will Hudson SS Thad Johnson P	1. Darwin Barney SS 2. Mitch Canham 1B 3. Jacoby Ellsbury CF 4. Mike Lissman LF 5. Joey Ledesma DH 6. Shea McFeely 3B 7. Chris Campos RF 8. Billy Munich C 9. Todd Shelton 2B Dallas Buck P	1. Joey Wong SS 2. Adalberto Santos CF 3. Ryan Ortiz C 4. Logan Lotti RF 5. Blake Gibbs DH 6. Rob Folsom LF 7. Stefen Romero 1B 8. Carter Bell 3B 9. John Tommasini 2B Tanner Robles P
1998	2002	2006	2010
South Florida 6 Oregon State 7 <i>Melbourne, Fla.</i>	Oregon State 5 Arizona State 13 <i>Mesa, Ariz.</i>	Nevada 4 Oregon State 12 <i>Surprise, Ariz.</i>	Oregon State 10 Hawaii 6 <i>Honolulu, Hawaii</i>
1. Jason Stanberg RF 2. Corrie Wilkie 2B 3. Ben Bertrand C 4. Greg Conley DH 5. Ryan Lipe 3B 6. Matt Bailie 1B 7. Troy Schader SS 8. Drew Hedges LF 9. Casey Macomb CF Mark Newell P	1. Tom Creighton DH 2. Kerisi Reynolds 2B 3. Brian Barden 3B 4. Chris Biles RF 5. Seth Pietsch LF 6. Andy Jarvis 1B 7. Will Hudson SS 8. Paul Richie C 9. Woodward CF Josh Garcia P	1. Cole Gillespie LF 2. Scott Santschi RF 3. Darwin Barney SS 4. Geoff Wagner DH 5. Shea McFeely 3B 6. Mitch Canham C 7. Bill Rowe 1B 8. Koa Kahalehoe CF 9. Chris Kunda 2B Dallas Buck P	1. Rob Folsom LF 2. Michael Miller RF 3. Adalberto Santos CF 4. Jared Norris 1B 5. Stefen Romero 3B 6. Carter Bell SS 7. Brandon Hayes DH 8. Andrew Susac C 9. John Tommasini 2B Tyler Waldron P
1999	2003	2007	2011
Oregon State 13 Kansas State 6 <i>Peoria, Ariz.</i>	Oregon State 6 UC-Riverside 9 <i>Riverside, Calif.</i>	Oregon State 5 Hawai'i-Hilo 0 <i>Hilo, Hawai'i</i>	Oregon State 4 Gonzaga 3 <i>Fresno, Calif.</i>
1. Bryan Ingram C 2. Drew Hedges LF 3. Troy Schader SS 4. Curtis Davis DH 5. Tim Dryden 1B 6. Josh Carter 3B 7. Rob Colley RF 8. Corrie Wilkie 2B 9. Eric Stark CF B.R. Cook P	1. Seth Pietsch LF 2. Chris Kunda 2B 3. Chris Biles RF 4. Andy Jarvis 1B 5. Aaron Mathews CF 6. Jacoby Ellsbury DH 7. Tony Calderon 3B 8. Paul Richie C 9. Rob Recueno SS Jake Postlewait P	1. Darwin Barney SS 2. Joey Wong 2B 3. Jason Ogata DH 4. Mitch Canham C 5. Mike Lissman LF 6. Jordan Lennerton 1B 7. Braden Wells CF 8. John Wallace RF 9. Lonnie Lechelt 3B Mike Stutes P	1. Garrett Nash CF 2. Brian Stamps LF 3. Andrew Susac C 4. Parker Berberet DH 5. Carter Bell 3B 6. Tyler Smith 2B 7. Jared Norris 1B 8. Kavin Keyes SS 9. Jordan Poyer RF Sam Gaviglio P

2012 OREGON STATE BASEBALL

2007 NATIONAL CHAMPIONS



2007 National Champions Beavers Go Back-To-Back

The 2007 season was a special year for the Oregon State baseball team. The Beavers became just the fifth NCAA team to win back-to-back titles, and did so on the heels of their third consecutive trip to the College World Series in Omaha.

Oregon State was led by two of the most recognizable players in school history in Mitch Canham and Darwin Barney. OSU was buoyed on the mound by Mike Stutes, who ended the season with 12 victories - three came in the postseason, including two in the College World Series. The Beavers were blessed with a cast of players that included Joe Paterson, Daniel Turpen, Eddie Kunz, Jordan Lennerton, John Wallace, Joey Wong and others, who truly embraced the team concept and helped deliver spectacular performances throughout the College World Series and the postseason.

The Beavers swept through the postseason, going 11-1 en route to their second straight national championship.

- Oregon State trailed for just one inning during the College World Series, which consisted of a little less than 45 full innings for the Beavers. North Carolina held a 1-0 lead after one inning in the final game, but the Beavers answered back with three runs in the second to help boost them to the 9-3 win.

- Oregon State became the first team ever to win four straight CWS games by at least six runs. The Beavers' closest victory came in their first game, a 3-2 victory over Cal State Fullerton.

- Oregon State became just the sixth NCAA team to sweep its way through the College World Series. And OSU was the back-to-back title holder since the NCAA went to a best-of-three championship series.

- Jorge Reyes was named the College World Series Most Outstanding Player. Reyes went 2-0 at the World Series, defeating Cal State Fullerton and North Carolina.

- Oregon State opened the postseason as the No. 3 seed at the Charlottesville Regional on the campus of the University of Virginia. By winning the College World Series, Oregon State became the first No. 3 seed to do so.

- The Beavers opened postseason play by defeating Rutgers, 5-1. They lost their next game in 13 innings to Virginia, 7-4, but then went on win their next 10 games, the final one coming in Omaha.

- Oregon State came from a 3-0 deficit in the final game of the Charlottesville Regional to advance to a Super Regional against Michigan. Against UVA, OSU scored four runs in the final two innings and held on through a Joe Paterson victory to advance.

- The Beavers one-hit Michigan in the first game of the Super Regional at Goss Stadium, and scored a run in the ninth for the win. OSU dominated the second game, 8-2, to advance to the College World Series.

- Oregon State pitchers posted an incredible 2.57 earned run average through the postseason. Opponents hit just .210 against them and collected only 83 hits in 112 innings.

- Oregon State returned to Parker Plaza on the OSU campus after returning from Omaha and celebrated the second title in front of an estimated crowd of 6,000.

- Fifteen players on the championship squad would end up being drafted by Major League clubs at some point during their tenure at Oregon State. Two more ended up signing contracts as undrafted free agents.

- OSU finished the season with 49 victories, one off tying the school record.

2007 Roster

No.	Pitchers	Yr.	B-T	Ht.	Wt.	Hometown
32	Reed Brown	Jr.	R-R	6-4	210	Edmonds, Wash.
24	Brian Budrow	So.	R-R	6-3	220	Glendale, Ariz.
36	Bryn Card	Fr.	L-L	6-3	195	Klamath Falls, Ore.
30	Kyle Foster	Jr.	L-L	6-2	190	Castle Rock, Wash.
18	Mark Grbavac	So.	R-R	6-0	180	Portland, Ore.
	Chad Hegdahl	So.	L-L	6-2	180	Ashland, Ore.
4	Greg Keim	Sr.	R-R	5-11	175	Ontario, Ore.
2	Blake Keitzman	Fr.	L-L	5-11	170	Roseburg, Ore.
38	Josh Keller	So.	R-R	6-4	240	Portland, Ore.
44	Eddie Kunz	Jr.	R-R	6-6	250	Portland, Ore.
17	Anton Maxwell	Sr.	L-L	5-9	185	Anchorage, AK
19	Jake McCormick	Sr.	R-R	6-3	220	Marysville, Calif.
	Chad Nading	Fr.	R-R	6-5	210	Anchorage, AK
26	Joe Paterson	Jr.	L-L	6-1	205	McMinnville, Ore.
	Tyrell Poggemeyer	Fr.	R-R	6-1	180	Lowell, Ore.
23	Jorge Reyes	Fr.	R-R	6-2	175	Warden, Wash.
	Kraig Sittton	Fr.	L-L	6-5	170	McMinnville, Ore.
31	Alex Sogard	Fr.	L-L	6-3	210	Phoenix, Ariz.
33	Mike Stutes	Jr.	R-R	6-1	185	Lake Oswego, Ore.
28	Daniel Turpen	Jr.	R-R	6-4	215	McMinnville, Ore.
No.	Catchers	Yr.	B-T	Ht.	Wt.	Hometown
12	Erik Ammon	Jr.	R-R	5-11	195	Salem, Ore.
11	Mitch Canham	Jr.	L-R	6-2	212	Lake Stevens, Wash.
27	Ryan Ortiz	Fr.	R-R	6-3	185	San Diego, Calif.
39	Dale Solomon	Fr.	R-R	5-11	220	Moreno Valley, CA
No.	Infielders	Yr.	B-T	Ht.	Wt.	Hometown
6	Darwin Barney	Jr.	R-R	5-10	173	Beaverton, Ore.
	Hunter Beaty	Fr.	S-R	6-0	155	Mercer Island, WA
14	Brett Casey	Fr.	S-R	6-1	180	Corvallis, Ore.
16	Jackson Evans	Fr.	R-L	6-1	170	Vancouver, Wash.
29	Drew George	Jr.	S-R	6-2	181	Lebanon, Ore.
34	Joey Lakowske	Fr.	L-R	6-2	195	Corvallis, Ore.
15	Lonnie Lechelt	Jr.	R-R	6-0	195	Kennewick, Wash.
37	Jordan Lennerton	Jr.	L-L	6-2	230	Langley, B.C.
8	Jason Ogata	So.	R-R	6-0	190	Portland, Ore.
	Joe Pratt	Fr.	R-R	6-0	190	Monmouth, Ore.
1	Joey Wong	Fr.	L-R	5-10	160	Salem, Ore.
No.	Outfielders	Yr.	B-T	Ht.	Wt.	Hometown
	Scott Berke	Fr.	R-R	5-11	180	Las Vegas, Nev.
20	Chris Hopkins	Jr.	R-R	5-11	170	Oakland, Calif.
22	Koa Kahalehoe	So.	L-L	5-9	185	Las Vegas, Nev.
3	Mike Lissman	Sr.	R-L	6-0	215	Ontario, Ore.
21	Scott Santschi	Sr.	L-R	6-0	190	Vancouver, Wash.
35	John Wallace	So.	L-R	6-0	205	Reno, Nev.
9	Braden Wells	Jr.	R-R	6-0	205	Glendale, Ariz.

Head Coach: Pat Casey

Associate Head Coach: Dan Spencer

Assistant Coach: Marty Lees

Assistant Coach: David Wong

Undergraduate Assistant Coach: Kurt Steele

Athletic Trainer: David Stricklin

Assistant Athletic Trainer: Keita Shimada

Managers: Peter Hughes, Brian Pecor

Administrative Assistants: Stephanie Kondos, Lexi Crawford

Head Groundskeeper: Al Kirk

Sports Information: Kip Carlson

Radio Broadcaster: Mike Parker



2012 OREGON STATE BASEBALL

2007 NATIONAL CHAMPIONS

Charlottesville Regional

June 1 • Charlottesville, Va.

Oregon State	5
Rutgers	1

Oregon State 0 1 1 0 3 0 0 0 0 - 5 11 1
 Rutgers 1 0 0 0 0 0 0 0 0 - 1 7 1
 WP-Paterson, Joe (8-6)
 SV-Turpen, Daniel (1)
 LP-Healing, Steve (10-4)
 T-2:23 A-2097

June 2 • Charlottesville, Va.

Virginia	7
Oregon State	4

13 Innings

Virginia 1 0 0 0 1 0 1 0 0 1 0 0 3 - 7 11 0
 Oregon State 2 0 0 0 1 0 0 0 1 0 0 0 - 4 10 2
 WP-Lambert, Casey (3-2)
 LP-Kunz, Eddie (2-1)
 T-4:53 A-3212
 HR OSU - Barney, Darwin

June 4 • Charlottesville, Va.

Rutgers	2
Oregon State	5

Rutgers 0 0 0 0 1 1 0 0 0 - 2 7 3
 Oregon State 1 0 0 2 0 1 1 0 X - 5 11 4
 WP-Reyes, Jorge (5-3)
 SV-Turpen, Daniel (2)
 LP-Giannini, Matt (5-5)
 T-2:55 A-1984
 HR OSU - Lechelt, Lonnie
 HR RUT - Meade, Frank

June 4 • Charlottesville, Va.

Oregon State	5
Virginia	3

Oregon State 0 0 0 0 0 1 0 3 1 - 5 11 1
 Virginia 0 0 0 0 3 0 0 0 0 - 3 5 4
 WP-Paterson, Joe (9-6)
 LP-Schwimer, Michael (3-1)
 T-3:08 A-3212
 HR OSU - Hopkins, Chris; Lennerton, Jordan

June 5 • Charlottesville, Va.

Virginia	3
Oregon State	7

Virginia 0 3 0 0 0 0 0 0 0 - 3 7 1
 Oregon State 2 3 0 0 0 2 0 0 X - 7 12 1
 WP-Kunz, Eddie (3-1)
 SV-Paterson, Joe (1)
 LP-Lambert, Casey (3-3)
 T-3:04 A-2389
 HR OSU - Lechelt, Lonnie

Corvallis Super Regional

June 10 • Corvallis, Ore.

Oregon State	1
Michigan	0

Oregon State 0 0 0 0 0 0 0 0 1 - 1 1 0
 Michigan 0 0 0 0 0 0 0 0 0 - 0 4 0
 WP-Paterson, Joe (10-6)
 SV-Kunz, Eddie (11)
 LP-Putnam, Zach (8-5)
 T-2:32 A-3284

2007 Postseason Statistics

Player	AVG	G/GS	AB	R	H	RBI	2B	3B	HR	BB	SO	SB-ATT	SLG	OBA
Santschi, Scott	.417	9/8	24	4	10	7	2	0	1	7	2	0-0	.625	.548
Wallace, John	.364	9/6	22	6	8	6	1	2	0	3	8	2-2	.591	.423
Barney, Darwin	.347	12/12	49	10	17	11	2	0	2	7	4	3-3	.510	.431
Wong, Joey	.340	12/12	47	8	16	7	2	0	0	4	11	0-0	.383	.415
Ogata, Jason	.308	9/6	26	0	8	7	0	0	0	2	7	1-1	.308	.345
Hopkins, Chris	.294	12/12	51	14	15	4	3	0	1	6	6	4-5	.412	.390
Lissman, Mike	.279	12/12	43	9	12	8	1	0	2	10	7	2-2	.442	.426
Wells, Braden	.263	12/4	19	4	5	0	0	0	0	1	7	2-3	.263	.333
Lechelt, Lonnie	.256	12/12	43	7	11	3	4	1	2	2	17	3-3	.535	.304
Canham, Mitch	.250	12/11	48	4	12	6	0	0	1	4	12	1-1	.313	.339
Lennerton, Jordan	.244	12/12	45	11	11	6	1	0	4	6	14	0-0	.533	.333
Ammon, Erik	.000	2/1	1	0	0	0	0	0	0	1	0	0-0	.000	.500
Kahalehoe, Koa	.000	5/0	1	0	0	0	0	0	0	0	0	0-0	.000	.000
Ortiz, Ryan	.000	1/0	0	0	0	0	0	0	0	0	0	0-0	.000	1.000
Totals	.298	12/12	419	77	125	65	16	3	13	53	95	18-20	.444	.389

Pitcher	ERA	W-L	SV	G/GS	CG	SH	IP	H	R	ER	BB	SO	AVG	HR
Grbac, Mark	0.00	0-0	0	4/0	0	0	3.1	3	0	0	3	4	.250	0
Maxwell, Anton	0.00	0-0	0	2/0	0	0	0.2	0	0	0	1	0	.000	0
Keim, Greg	0.00	0-0	0	1/0	0	0	0.2	1	0	0	0	1	.333	0
Paterson, Joe	1.11	3-0	2	9/1	0	0	24.1	16	4	3	2	20	.190	1
Turpen, Daniel	1.96	1-0	2	4/2	0	0	18.1	12	4	6	4	6	.188	0
Reyes, Jorge	2.13	3-0	0	4/4	0	0	25.1	20	6	6	7	11	.220	2
Kunz, Eddie	3.24	1-1	2	5/0	0	0	8.1	7	4	3	3	3	.241	0
Stutes, Mike	4.50	3-0	0	5/5	0	0	30.0	22	15	15	17	28	.202	3
Keitzman, Blake	9.00	0-0	0	2/0	0	0	1.0	3	1	1	0	1	.500	0
Totals	2.57	11-1	6	12/12	0	1	112.0	83	34	32	39	82	.210	6

June 11 • Corvallis, Ore.

Michigan	2
Oregon State	8

Michigan 0 0 0 0 0 1 0 0 1 - 2 4 0
 Oregon State 0 4 0 0 3 0 0 1 X - 8 8 0
 WP-Stutes, Mike (10-4)
 LP-Wilson, Mike (7-1)
 T-3:00 A-3178
 HR MICH - Rose, Eric 2

College World Series

June 16 • Omaha, Neb.

Oregon State	3
Cal-State Fullerton	2

Oregon State 1 1 0 0 0 0 1 0 0 - 3 7 1
 CSF Fullerton 0 0 1 0 0 0 0 1 0 - 2 6 1
 WP-Reyes, Jorge (6-3)
 SV-Kunz, Eddie (12)
 LP-Roemer, Wes (11-7)
 T-2:59 A-26559
 HR OSU - Lissman, Mike; Santschi, Scott
 HR CSUF - Mahin, Nick

June 18 • Omaha, Neb.

Arizona State	6
Oregon State	12

Arizona State 0 1 0 0 0 0 4 0 1 - 6 7 2
 Oregon State 2 4 1 1 1 3 0 0 X - 12 18 1
 WP-Stutes, Mike (11-4)
 LP-Flores, Brian (11-2)
 T-3:34 A-21692
 HR OSU - Lissman, Mike; Lennerton, Jordan

June 20 • Omaha, Neb.

UC-Irvine	1
Oregon State	7

UC-Irvine 0 0 0 1 0 0 0 0 0 - 1 5 1
 Oregon State 0 0 4 0 1 0 1 1 X - 7 11 0
 WP-Turpen, Daniel (10-1)
 LP-Bergman, Christian (0-4)
 T-2:59 A-29921
 HR OSU - Canham, Mitch

June 23 • Omaha, Neb.

North Carolina	4
Oregon State	11

North Carolina 0 0 0 0 2 0 1 1 0 - 4 12 2
 Oregon State 0 2 1 0 1 2 4 1 X - 11 12 2
 WP-Reyes, Jorge (7-3)
 SV-Paterson, Joe (2)
 LP-White, Alex (6-7)
 T-3:17 A-26887
 HR OSU - Lennerton, Jordan
 HR UNC - Johnson, Benji

June 24 • Omaha, Neb.

Oregon State	9
North Carolina	3

Oregon State 0 3 1 0 1 0 2 0 2 - 9 13 0
 North Carolina 1 0 1 0 1 0 0 0 0 - 3 9 2
 WP-Stutes, Mike (12-4)
 LP-Putkonen, Luke (8-2)
 T-3:29 A-25012
 HR OSU - Barney, Darwin; Lennerton, Jordan
 HR UNC - Ackley, Dustin

2012 OREGON STATE BASEBALL

2006 NATIONAL CHAMPIONS



2006 National Champions OSU Wins Its First Title

Oregon State went to the 2006 College World Series in Omaha as veterans after the Beavers made their second all-time appearance at the CWS in 2005.

The Beavers returned a number of players who made the 2005 appearance, and who were bounced after two games. That left them hungry, knowing they wanted more. And in 2006, they did not disappoint as Oregon State went 6-2 over eight games in Omaha to claim its first national championship.

The Beavers dispatched of North Carolina in the national title series. Oregon State lost to the Tar Heels, 4-3, in the first game, and saw itself behind UNC, 5-0, after three-and-a-half innings, but the Beavers scored seven in the bottom of the fourth and forced a third game after an 11-7 victory. A North Carolina error in the eighth gave the Beavers a run, breaking a 2-2 tie in the deciding game, and ultimately, the victory.

That national championship victory made the Beavers the first NCAA title holder from the Pacific-10 Conference since USC in 1998.

- Oregon State became the first team from the Pacific Northwest to win the national title, and the first from the northern part of the country to win it in 40 years.

- The Beavers were the first team to ever face six elimination games at the College World Series. And OSU became the first national championship club to win despite losing two games in Omaha.

- Oregon State opened its trip in Omaha by losing to Miami, 11-1. By virtue of that loss, the Beavers became just the second team in the last 25 years to win the title after losing their first game.

- Right-handed starter Jonah Nickerson was named the Most Outstanding Player of the College World Series. He made three CWS appearances, throwing 21 2/3 innings, allowing just four runs (two earned), 12 hits and four walks. Nickerson struck out 19.

- Nickerson ended the postseason with a 4-0 record, winning at least one game in the NCAA Regional, NCAA Super Regional and College World Series. He threw 36 2/3 innings over five games and allowed just 20 hits to go along with 34 strikeouts and a 1.23 ERA.

- Nickerson paced the Oregon State pitching staff, which saw eight pitchers contribute in the postseason run. Only one pitcher had an ERA above 5.00, and the team combined to limit opponents to a .219 batting average.

- Offensively, the Beavers finished with a .302 average as a team through 13 postseason games. Tyler Graham paced the way for the Beavers with a .426 batting average while Bill Rowe was close behind with a .419 mark. His 18 runs batted in led the team.

- Oregon State opened the postseason by hosting an NCAA Regional and the Beavers outscored their opponents - Wright State, Kansas and Hawaii - by a combined 28-9 mark. Oregon State never trailed during regional play.

- The Beavers defeated Stanford, 4-3, to open Super Regional play at Goss in the next round, then shut out the Cardinal, 15-0, in the second game to advance to Omaha. The 15-run win marked the second-biggest in the school's postseason history and was just the second shutout ever thrown, at the time, by OSU pitchers in NCAA play.

- Oregon State advanced to the postseason by winning the Pac-10 title and was named a No. 1 seed at its own regional.

- The Beavers ended the 2006 season with 50 victories, a school-record. It eclipsed the previous record of 46 set in 2005.

2006 Roster

No.	Pitchers	Yr.	B-T	Ht.	Wt.	Hometown
42	Bret Bochsler	Fr.	L-L	6-1	170	Redmond, Wash.
32	Reed Brown	So.	R-R	6-4	210	Edmonds, Wash.
2	Dallas Buck	Jr.	R-R	6-3	210	Newberg, Ore.
24	Brian Budrow	Fr.	R-R	6-4	215	Glendale, Ariz.
46	Bryn Card	Fr.	L-L	6-3	175	Klamath Falls, Ore.
18	Mark Grbavac	Fr.	R-R	6-0	180	Portland, Ore.
6	Kevin Gunderson Jr.	R-L	5-10	165	165	Portland, Ore.
4	Greg Keim	Jr.	R-R	5-11	175	Ontario, Ore.
36	Jon Koller	Sr.	R-R	6-6	230	Carlsbad, Calif.
44	Eddie Kunz	So.	R-R	6-5	250	Portland, Ore.
17	Anton Maxwell Jr.	L-L	5-9	180	180	Anchorage, Alaska
34	Jonah Nickerson Jr.	R-R	6-1	195	195	Oregon City, Ore.
26	Joe Paterson	So.	L-L	6-1	195	McMinnville, Ore.
31	Alex Sogard	Fr.	L-L	6-3	200	Phoenix, Ariz.
33	Mike Stutes	So.	R-R	6-1	185	Lake Oswego, Ore.
27	Rob Summers	Fr.	R-R	6-0	188	Beaverton, Ore.
28	Daniel Turpen	So.	R-R	6-4	215	McMinnville, Ore.
No.	Catchers	Yr.	B-T	Ht.	Wt.	Hometown
12	Erik Ammon	So.	R-R	5-11	195	Salem, Ore.
11	Mitch Canham	So.	L-R	6-2	212	Lake Stevens, Wash.
1	Casey Priseman	So.	R-R	6-1	195	Woodinville, Wash.
39	Dale Solomon	Fr.	R-R	5-11	205	Moreno Valley, Calif.
No.	Infielders	Yr.	B-T	Ht.	Wt.	Hometown
10	Darwin Barney	So.	R-R	5-10	175	Beaverton, Ore.
30	Brett Casey	Fr.	S-R	6-0	170	Corvallis, Ore.
16	Cory Ellis	Fr.	R-R	5-7	160	Portland, Ore.
14	Ryan Gipson	Sr.	R-R	5-11	182	Central Point, Ore.
3	Chris Kunda	Sr.	R-R	6-0	175	Philomath, Ore.
15	Lonnie Lechelt	So.	R-R	6-0	193	Kennewick, Wash.
29	Shea McFeely	Sr.	R-R	6-1	210	Federal Way, Wash.
41	Sean Rockey	Fr.	R-R	6-0	180	Sammamish, Wash.
38	Bill Rowe	Sr.	L-L	6-3	230	Ashland, Ore.
No.	Outfielders	Yr.	B-T	Ht.	Wt.	Hometown
40	Derek Engelke	So.	L-L	5-10	175	Newberg, Ore.
9	Cole Gillespie Jr.	R-R	6-1	200	200	West Linn, Ore.
21	Tyler Graham Jr.	R-R	6-1	185	185	Great Falls, Mont.
22	Koa Kahalehoe	Fr.	L-L	5-10	195	Las Vegas, Nev.
45	Joey Lakowski	Fr.	L-R	6-2	195	Corvallis, Ore.
20	Greg Laybourn	Fr.	R-R	5-10	190	Portland, Ore.
8	Mike Lissman Jr.	R-R	6-0	200	200	Ontario, Ore.
19	Jake McCormick Jr.	R-R	6-3	225	225	Marysville, Calif.
23	Scott Santschi Jr.	L-R	6-0	190	190	Vancouver, Wash.
37	Geoff Wagner	Sr.	L-L	6-2	215	Redmond, Ore.
35	John Wallace	Fr.	L-R	6-0	200	Reno, Nev.

Head Coach: Pat Casey

Associate Head Coach: Dan Spencer

Assistant Coach: Marty Lees

Volunteer Assistant Coach: David Wong

Director of Operations: Ron Northcutt

Athletic Trainers: David Stricklin, Travis Tims

Managers: Peter Hughes, Brian Pecor

Administrative Assistant: Stephanie Kondos

Academics: Ardell Bailey

Equipment: Tom Williams

Head Groundskeeper: Al Kirk

Sports Information: Kip Carlson

Video: Jeff Taylor

Radio Broadcaster: Mike Parker



2012 OREGON STATE BASEBALL

2006 NATIONAL CHAMPIONS

Corvallis Regional

June 2 • Corvallis, Ore.

Wright State	3
Oregon State	5

Wright State 0 0 0 0 2 1 0 0 0 - 3 7 1
 Oregon State 1 0 0 2 0 0 0 2 X - 5 9 2
 WP-Kunz, Eddie (2-0)
 SV-Gunderson, Kevin (16)
 LP-Smith, Joe (3-1)
 T-2:39 A-2587
 HR OSU - Gillespie, Cole

June 3 • Corvallis, Ore.

Kansas	3
Oregon State	11

Kansas 0 0 0 0 1 0 0 2 0 - 3 4 1
 Oregon State 0 7 0 2 0 0 0 2 X - 11 11 1
 WP-Nickerson, Jonah (10-4)
 LP-Land, S. (5-7)
 T-2:34 A-2967
 HR OSU - Kunda, Chris 2
 HR KU - Simpson; Price, Ry.

June 4 • Corvallis, Ore.

Oregon State	12
Hawaii	3

Oregon State 1 0 3 0 1 0 3 4 0 - 12 13 1
 Hawaii 0 0 0 2 0 1 0 0 0 - 3 9 2
 WP-Stutes, Mike (7-2)
 LP-Daly, Matt (6-2)
 T-3:23 A-2783

Corvallis Super Regional

June 10 • Corvallis, Ore.

Stanford	3
Oregon State	4

Stanford 0 0 2 0 1 0 0 0 0 - 3 8 3
 Oregon State 1 0 2 0 0 0 1 0 X - 4 7 0
 WP-Buck, Dallas (12-2)
 SV-Gunderson, Kevin (17)
 LP-Reynolds, Greg (7-6)
 T-2:46 A-3173
 HR STAN - Rapaport, Jim

June 11 • Corvallis, Ore.

Oregon State	15
Stanford	0

Oregon State 4 0 0 6 0 2 0 2 1 - 15 19 0
 Stanford 0 0 0 0 0 0 0 0 0 - 0 5 1
 WP-Nickerson, Jonah (11-4)
 LP-Gallagher, Nolan (5-5)
 T-2:58 A-3194
 HR OSU - Santschi, Scott

College World Series

June 17 • Omaha, Neb.

Miami	11
Oregon State	1

Miami 2 3 0 0 2 0 0 4 0 - 11 11 0
 Oregon State 0 0 0 0 0 0 0 1 0 - 1 6 1
 WP-Maine, Scott (12-3)
 LP-Buck, Dallas (12-3)

2006 Postseason Statistics

Player	AVG	G/GS	AB	R	H	RBI	2B	3B	HR	BB	SO	SB-ATT	SLG	OBA
Graham, Tyler	.426	13/13	47	13	20	9	2	1	0	3	7	6-7	.511	.500
Rowe, Bill	.419	13/13	43	15	18	18	4	1	1	7	6	0-0	.628	.509
Gillespie, Cole	.388	13/13	49	14	19	7	5	2	2	7	10	1-1	.694	.500
Lissman, Mike	.313	6/5	16	2	5	2	1	0	0	1	2	2-2	.375	.389
Wallace, John	.293	11/11	41	7	12	4	0	0	0	3	13	2-2	.293	.356
Canham, Mitch	.289	13/13	45	3	13	11	4	0	0	3	10	3-3	.378	.340
Barney, Darwin	.259	13/13	54	7	14	7	0	0	0	6	6	2-4	.259	.328
McFeely, Shea	.250	13/13	48	5	12	8	2	0	2	3	8	0-0	.417	.321
Kunda, Chris	.229	13/13	48	13	11	11	3	0	2	8	4	0-0	.417	.328
Gipson, Ryan	.200	3/2	5	2	1	1	1	0	0	2	1	0-0	.400	.429
Santschi, Scott	.154	10/8	26	4	4	2	1	0	1	7	8	0-0	.308	.333
Wagner, Geoff	.000	3/0	3	0	0	0	0	0	0	0	2	0-0	.000	.000
Ammon, Erik	.000	3/0	1	0	0	0	0	0	0	0	1	0-0	.000	.000
Kahalehoe, Koa	.000	3/0	1	0	0	0	0	0	0	0	0	0-0	.000	.000
Totals	.302	13/13	427	85	129	80	23	4	8	50	78	16-19	.431	.391

Pitcher	ERA	W-L	SV	G/GS	CG	SH	IP	H	R	ER	BB	SO	AVG	HR
Grbavac, Mark	0.00	0-0	0	1/0	0	0	0.1	1	0	0	0	0	.500	0
Turpen, Daniel	0.87	1-0	0	4/1	0	0	10.1	7	1	1	3	6	.206	0
Nickerson, Jonah	1.23	4-0	0	5/5	0	0	36.2	20	7	5	11	34	.155	3
Paterson, Joe	1.69	0-1	0	5/0	0	0	5.1	2	1	1	3	1	.111	0
Gunderson, Kevin	1.88	1-0	5	8/0	0	0	14.1	8	3	3	2	6	.160	1
Stutes, Mike	4.80	2-0	0	3/3	0	0	15.0	19	8	8	4	10	.306	1
Kunz, Eddie	4.91	1-0	0	7/0	0	0	7.1	6	4	4	3	3	.222	0
Buck, Dallas	5.40	2-1	0	5/4	0	0	26.2	31	16	16	11	22	.290	2
Totals	2.95	11-2	5	13/13	0	0	116.0	94	40	38	37	82	.219	7

T-2:42 A-25417
 HR UM - Raben, Dennis

June 19 • Omaha, Neb.

Oregon State	5
Georgia	3

Oregon State 0 1 1 2 0 0 0 1 0 - 5 12 2
 Georgia 0 0 1 0 1 0 0 1 0 - 3 7 1
 WP-Nickerson, Jonah (12-4)
 SV-Gunderson, Kevin (18)
 LP-Westphal, Mickey (7-3)
 T-2:45 A-17135
 HR UG - Wyatt, Jonathan

June 20 • Omaha, Neb.

Oregon State	8
Miami	1

Oregon State 1 0 4 1 1 0 0 0 1 - 8 13 0
 Miami 0 0 0 0 0 0 1 0 0 - 1 5 1
 WP-Stutes, Mike (8-2)
 LP-Gutierrez, Carlos (9-7)
 T-3:03 A-26241
 HR OSU - McFeely, Shea
 HR UM - Raben, Dennis

June 21 • Omaha, Neb.

Rice	0
Oregon State	5

Rice 0 0 0 0 0 0 0 0 0 - 0 5 0
 Oregon State 0 0 3 0 0 1 1 0 X - 5 7 0
 WP-Turpen, Daniel (3-0)
 LP-Crow, Craig (8-3)
 T-2:54 A-30335
 HR OSU - McFeely, Shea

June 22 • Omaha, Neb.

Oregon State	2
Rice	0

Oregon State 0 1 0 0 1 0 0 0 0 - 2 3 0
 Rice 0 0 0 0 0 0 0 0 0 - 0 2 0
 WP-Nickerson, Jonah (13-4)
 SV-Gunderson, Kevin (19)
 LP-Degerman, Eddie (13-2)
 T-2:29 A-19161

June 24 • Omaha, Neb.

Oregon State	3
North Carolina	4

Oregon State 0 0 1 0 0 2 0 0 0 - 3 9 0
 North Carolina 2 0 0 0 0 1 0 1 X - 4 10 1
 WP-Hovis, Jonathan (8-2)
 SV-Carnigan, Andrew (15)
 LP-Paterson, Joe (1-1)
 T-2:50 A-26808

June 25 • Omaha, Neb.

North Carolina	7
Oregon State	11

North Carolina 0 1 3 1 0 0 2 0 0 - 7 13 0
 Oregon State 0 0 0 7 0 4 0 0 X - 11 14 0
 WP-Gunderson, Kevin (3-2)
 LP-Danford, Matt (7-2)
 T-3:07 A-25046
 HR OSU - Rowe, Bill
 HR UNC - Federowicz, Tim

June 26 • Omaha, Neb.

North Carolina	2
Oregon State	3

North Carolina 0 0 0 0 2 0 0 0 0 - 2 8 4
 Oregon State 0 0 0 2 0 0 0 1 X - 3 6 1
 WP-Buck, Dallas (13-3)
 SV-Gunderson, Kevin (20)
 LP-Bard, Daniel (9-4)
 T-3:09 A-18565

2012 OREGON STATE BASEBALL

2005 COLLEGE WORLD SERIES



2005 CWS Participants Beavers Begin 3-Year Run

Oregon State began its magical three-year run to Omaha in 2005, a year that saw the club make many firsts. The Beavers went to the College World Series for the first time in more than 50 years, win the Pacific-10 Conference for the first time and advance to an NCAA Super Regional for the first time.

They did so with a cast of players with an overwhelming Pacific Northwest flavor, including Oregon born Dallas Buck, Kevin Gunderson, Jonah Nickerson, Jacoby Ellsbury and Darwin Barney, among others. Of the 29 players on the roster born in either Oregon or Washington, 13 ended their tenure at Oregon State being drafted by Major League clubs at least once.

The Beavers played their last game in Omaha on June 20, which, at the time, was the latest on the calendar an Oregon State season had ever extended.

- Oregon State went 0-2 in Omaha, but the World Series capped off a magnificent season for the Beavers. Oregon State won its first Pac-10 title by going 19-5 during the regular season. The 19 wins mark a conference record for the Beavers, who won seven of their eight Pac-10 series.

- The Beavers won 46 games, a new single-season school record. It surpassed the previous record of 39 set in 1986.

- The Beavers lost consecutive games only twice; once during the regular season, to Stanford and Arizona, and then in Omaha to Tulane and Baylor.

- Oregon State won five of its six games leading up to the College World Series. The Beavers outscored St. John's and Ohio State, 34-7, in three games at the Corvallis Regional.

- The Beavers advanced to a Super Regional at Goss Stadium, and took 2-of-3 from USC, whom OSU had ended the Pac-10 regular season with. The Beavers advanced to the NCAA College World Series after scoring two runs in the seventh in the third game of the Super Regional.

- Oregon State lost both of its games in Omaha, but the team's pitching staff was stellar. The Beavers allowed just seven runs over two games at Rosenblatt Stadium.

- The Beavers batted .321 as a team through the eight postseason games, and were led by Andy Jenkins' .459 batting average, which stands as the single-best postseason for any Oregon State player.

- The team's pitching staff was anchored by Jonah Nickerson, who went 1-1 with a 2.11 earned run average. Nickerson ended his career with five postseason victories, four a year later, which ties Mike Stutes for most in an OSU career.

- The trip to the postseason was the first in 19 years for Oregon State, which had last appeared in an NCAA Regional in Stillwater, Okla., in 1986. At the time, the eight postseason games played in 2005 was a single-year record for the Beavers.

- Head coach Pat Casey won his first career postseason game on June 3 as the Beavers scored a run in both the eighth and ninth innings for a 4-3 come-from-behind victory over Ohio State.

- Oregon State defeated St. John's, 19-3, in the final game of the Corvallis Regional. The 16-run win still stands as the team's single-largest postseason victory.

- Jacoby Ellsbury, who in 2007 became the first former OSU player to win a MLB World Series, played in all eight games in the 2005 postseason and batted .351 with two doubles, a triple and five stolen bases.

- Thirteen players who played in the 2005 postseason won a title in 2006 with OSU.

2005 Roster

No.	Pitchers	Yr.	B-T	Ht.	Wt.	Hometown
32	Reed Brown	Fr.	R-R	6-4	195	Edmonds, Wash.
2	Dallas Buck	So.	R-R	6-2	190	Newberg, Ore.
38	A.J. Davidson	Jr.	S-L	6-3	200	Florence, Ore.
18	Nate Fogle	Jr.	R-R	6-3	220	Gresham, Ore.
6	Kevin Gunderson	So.	R-L	5-10	160	Portland, Ore.
16	Kevin Joslyn	Sr.	L-L	6-1	185	Spokane, Wash.
	Josh Keller	Fr.	R-R	6-4	230	Portland, Ore.
36	Jon Koller	Jr.	R-R	6-6	235	Carlsbad, Calif.
44	Eddie Kunz	Fr.	R-R	6-4	250	Portland, Ore.
17	Anton Maxwell	So.	L-L	5-9	175	Anchorage, Alas.
19	Jake McCormick	So.	R-R	6-2	220	Marysville, Calif.
34	Jonah Nickerson	So.	R-R	6-1	190	Oregon City, Ore.
4	Kurt Steele	Jr.	R-R	6-2	180	Corvallis, Ore.
27	Rob Summers	Fr.	R-R	6-0	185	Beaverton, Ore.
28	Daniel Turpen	Fr.	R-R	6-4	195	McMinnville, Ore.
No.	Catchers	Yr.	B-T	Ht.	Wt.	Hometown
11	Mitch Canham	So.	L-R	6-2	200	Lake Stevens, Wash.
35	Billy Munich	Jr.	S-R	6-1	225	El Macero, Calif.
20	Casey Priseman	Fr.	R-R	6-1	180	Woodinville, Wash.
No.	Infielders	Yr.	B-T	Ht.	Wt.	Hometown
10	Darwin Barney	Fr.	R-R	5-10	170	Beaverton, Ore.
30	Travis Carver	Fr.	L-R	6-3	235	McMinnville, Ore.
	Cory Ellis	Fr.	R-R	5-7	160	Portland, Ore.
14	Ryan Gipson	Jr.	R-R	5-11	180	Central Point, Ore.
8	Andy Jenkins	Sr.	R-R	6-0	200	Salem, Ore.
3	Chris Kunda	Jr.	R-R	6-0	175	Philomath, Ore.
15	Lonnie Lechelt	Fr.	R-R	6-0	190	Kennewick, Wash.
25	Joey Ledesma	Jr.	L-R	6-0	190	Tucson, Ariz.
29	Shea McFeely	Jr.	R-R	6-2	215	Federal Way, Wash.
31	Scott Nelson	Jr.	R-R	6-3	215	Eugene, Ore.
1	Todd Shelton	Jr.	R-R	5-10	185	Bakersfield, Calif.
No.	Outfielders	Yr.	B-T	Ht.	Wt.	Hometown
22	Danny Anderson	Sr.	R-R	6-4	200	Modesto, Calif.
24	Chris Campos	Sr.	L-L	6-1	208	Modesto, Calif.
	Nic Chapin	Jr.	L-L	5-11	185	Oregon City, Ore.
23	Jacoby Ellsbury	Jr.	L-L	6-1	190	Madras, Ore.
40	Joel Evans	Sr.	R-R	6-5	230	Redmond, Wash.
12	Rob Folsom	Fr.	R-R	5-9	180	Medford, Ore.
9	Cole Gillespie	So.	R-R	6-1	200	West Linn, Ore.
21	Tyler Graham	Jr.	R-R	6-0	180	Great Falls, Mont.
26	Mike Lissman	So.	R-L	6-0	195	Ontario, Ore.
37	Geoff Wagner	Jr.	L-L	6-2	215	Redmond, Ore.

Head Coach: Pat Casey

Associate Head Coach: Dan Spencer

Assistant Coach: Marty Lees

Volunteer Assistant Coach: Troy Schader

Athletic Trainer: Matt Toth

Assistant Athletic Trainers: Nathan Dufault, J.R. Tatum

Manager: Peter Hughes

Administrative Assistant: Jenny Siewell

Head Groundskeeper: Al Kirk

Sports Information: Kip Carlson

Radio Broadcaster: Mike Parker



2012 OREGON STATE BASEBALL

2005 COLLEGE WORLD SERIES

Corvallis Regional

June 3 • Corvallis, Ore.

Ohio State	3
Oregon State	4

Ohio State 0 0 0 1 0 1 1 0 0 - 3 4 0
 Oregon State 0 2 0 0 0 0 0 1 1 - 4 9 2
 WP-Gunderson, Kevin (6-2)
 LP-Meister, Rory (8-2)
 T-2:23 A-2612
 HR OSU - Canham, Mitch; McFeely, Shea

June 4 • Corvallis, Ore.

Oregon State	11
St. John's	1

Oregon State 0 1 0 0 4 1 0 5 0 -11 14 0
 St. John's 0 0 0 0 0 0 0 0 1 - 1 7 4
 WP-Nickerson, Jonah (9-1)
 LP-Wladkya, Jim (7-3)
 T-2:54 A-2609

June 5 • Corvallis, Ore.

St. John's	3
Oregon State	19

St. John's 0 0 0 0 0 1 2 0 0 - 3 11 0
 Oregon State 0(13) 0 4 2 0 0 0 X -19 22 4
 WP-Maxwell, Anton (11-1)
 LP-Smith, Anthony (1-2)
 T-3:14 A-2532
 HR OSU - Anderson, Danny 2

Corvallis Super Regional

June 11 • Corvallis, Ore.

USC	4
Oregon State	10

USC 2 0 2 0 0 0 0 0 0 - 4 9 8
 Oregon State 1 0 0 2 0 2 0 5 X -10 7 0
 WP-Buck, Dallas (12-1)
 SV-Gunderson, Kevin (14)
 LP-Kennedy, Ian (12-3)
 T-3:44 A-3059
 HR OSU - Jenkins, Andy

June 12 • Corvallis, Ore.

Oregon State	8
USC	9

10 Innings
 Oregon State 0 0 0 2 1 2 3 0 0 0 - 8 10 4
 USC 0 0 0 0 2 1 0 2 3 1 - 9 16 1
 WP-Koss, Paul (4-1)
 LP-Gunderson, Kevin (6-3)
 T-4:14 A-3068
 HR OSU - Anderson, Danny; Canham, Mitch; Gipson, Ryan
 HR USC - Clement, Jeff

2005 Postseason Statistics

Player	AVG	G/GS	AB	R	H	RBI	2B	3B	HR	BB	SO	SB-ATT	SLG	OBA
Jenkins, Andy	.459	8/8	37	9	17	13	2	2	2	0	0	0-0	.784	.475
Canham, Mitch	.353	8/8	34	10	12	9	3	0	2	3	6	1-1	.618	.421
Ellsbury, Jacoby	.351	8/8	37	11	13	6	2	1	0	6	7	5-5	.459	.442
Gipson, Ryan	.333	8/8	24	4	8	7	2	0	1	2	4	2-2	.542	.393
Campos, Chris	.333	5/1	6	1	2	0	0	0	0	2	0	0-0	.333	.500
Kunda, Chris	.333	7/0	3	0	1	2	0	0	0	1	0	0-0	.333	.500
Gillespie, Cole	.321	8/8	28	5	9	4	1	0	0	4	3	1-1	.357	.429
Lissman, Mike	.300	6/2	10	0	3	0	0	0	0	2	1	0-1	.300	.462
McFeely, Shea	.290	8/8	31	8	9	8	3	0	1	4	9	1-1	.484	.378
Anderson, Danny	.286	6/3	14	5	4	6	0	0	3	2	4	0-0	.929	.375
Barney, Darwin	.281	8/8	32	6	9	4	1	0	0	6	5	1-2	.313	.410
Graham, Tyler	.206	8/8	34	5	7	4	0	0	0	3	8	2-3	.206	.270
Wagner, Geoff	.000	3/1	3	1	0	0	0	0	0	1	1	0-0	.000	.250
Lechelt, Lonnie	.000	2/0	0	1	0	0	0	0	0	0	0	0-0	.000	.000
Priseman, Casey	.000	1/0	0	0	0	0	0	0	0	0	0	0-0	.000	.000
Totals	.321	8/8	293	66	94	62	14	3	9	36	48	13-16	.481	.406

Pitcher	ERA	W-L	SV	G/GS	CG	SH	IP	H	R	ER	BB	SO	AVG	HR
Joslyn, Kevin	0.00	0-0	0	1/0	0	0	1.0	1	0	0	0	2	.250	0
Nickerson, Jonah	2.11	1-1	0	3/3	1	0	21.1	21	6	5	2	18	.250	0
Gunderson, Kevin	2.61	1-2	1	5/0	0	0	10.1	10	5	3	2	11	.270	1
Buck, Dallas	2.86	1-0	1	4/3	0	0	22.0	18	10	7	13	9	.231	0
Maxwell, Anton	4.09	1-0	0	2/2	0	0	11.0	11	6	5	7	3	.244	1
Kunz, Eddie	4.50	1-0	0	4/0	0	0	4.0	4	2	2	3	6	.250	1
Fogle, Nate	16.88	0-0	0	3/0	0	0	2.2	6	6	5	1	2	.462	0
Totals	3.36	5-3	2	8/8	1	0	72.1	71	35	27	28	51	.256	3

June 13 • Corvallis, Ore.

USC	8
Oregon State	10

USC 0 0 3 0 0 4 0 1 0 - 8 6 1
 Oregon State 2 1 2 0 2 1 2 0 X -10 17 0
 WP-Kunz, Eddie (2-0)
 SV-Buck, Dallas (1)
 LP-Schlack, Ryan (0-2)
 T-4:00 A-2750
 HR OSU - Jenkins, Andy
 HR USC - Clement, Jeff

College World Series

June 18 • Omaha, Neb.

Oregon State	1
Tulane	3

Oregon State 1 0 0 0 0 0 0 0 0 - 1 6 0
 Tulane 0 0 0 0 0 0 2 1 X - 3 8 0
 WP-Owings, Micah (12-4)
 SV-Latham, Daniel (13)
 LP-Nickerson, Jonah (9-2)
 T-2:43 A-20345
 HR TUL - Southard, Nathan

June 20 • Omaha, Neb.

Baylor	4
Oregon State	3

10 Innings
 Baylor 0 0 0 2 1 0 0 0 0 1 - 4 10 1
 Oregon State 0 2 0 0 1 0 0 0 0 0 - 3 9 2
 WP-Mandel, Jeff (4-0)
 LP-Gunderson, Kevin (6-4)
 T-3:50 A-13000



Above: Andy Jenkins. Below: Dallas Buck



2012 OREGON STATE BASEBALL

1952 COLLEGE WORLD SERIES



1952 CWS Participants OSU Makes First CWS Trip

Oregon State made its first foray into an NCAA postseason in 1952, and the Beavers also advanced to the College World Series for the first time. Oregon State lost in two games in their inaugural trip to Omaha, but came away with a positive first experience at Omaha Stadium.

The Beavers opened the year by winning the Pacific Coast Conference title and then swept Fresno State in the Western Regional in Corvallis.

"The team of '52 was an exceptional collection of raw talent as I look back today," pitcher Alex Goedhard said years later. "I say raw talent because we had no specialty training. There were no coaches specializing in hitting, fielding, outfield or pitching. There were no physical training regimens for players targeting playing positions outside of daily routine practice. There was no or very little scouting of opposing teams and players."

- At the Western Regional, on June 7, the Beavers hosted Fresno State in front of a crowd of 4,600, the largest attendance figure to date at what is now Goss Stadium at Coleman Field.

- Oregon State began the season on a high note, winning its first seven games and nine of 10.

- The Beavers had just three losing streaks of two games, with the final one coming in Omaha. Oregon State did not lose consecutive games at home the entire season.

- The 27 victories posted by the Beavers in 1952 set a school single-season record. That record was not surpassed until the 1975 team won 28 games.

- Ralph Coleman was in the midst of his third stint with the team and had another 14 years before ending his illustrious career. Coleman's two victories in the postseason do not count toward his overall career record, but merely add to 561 victories, then a school record.

- Oregon State's appearance in Omaha was significant as it was only the sixth-ever College World Series held. The Beavers opened against Duke in just the second-ever meeting between the schools in any sport; the first was in the 1942 Rose Bowl.

- Oregon State used what is now an unusual mode of transportation to arrive in Omaha. The team traveled to Omaha by train on the Union Pacific streamliner City of Portland. The Beavers arrived just after 3 a.m. on a Wednesday.

- Oregon State was the fourth team of what is now known as the Pac-10 to advance to the College World Series. California, USC and Washington State all advanced to Omaha before the Beavers' first trip in 1952.

- The games were played at what was then known as Omaha Stadium; it is now known as Rosenblatt Stadium. This marked the third year the CWS was held at Rosenblatt.

- Twenty-seven of the 34 players (79.4 percent) listed on the roster hailed from the state of Oregon.

- Oregon State won its first-ever Pacific Coast Conference Championship in 1952. The Beavers defeated USC in two games; winning game one, 12-10, and taking game two, 5-4, with both contests being played in Corvallis.

- Dwane Helbig became Oregon State's first All-American in 1952 when the American Baseball Coaches Association named him to the second team. He batted .418 with three home runs and 10 RBI in PCC Northern Division games.

- Bailey Brem and Jay Dean, who were both on the 1952 team, earned All-American honors in 1953 and 1954, respectively. Dean was an All-American in 1955 as well. He was OSU's first two-time All-American.

1952 Roster

No.	Pitchers	Yr.	B-T	Ht.	Wt.	Hometown
14	Bud Berg	Sr.	R-R	6-2	190	Portland, Ore.
	Ralph Coleman Jr.	Jr.	L-L	6-0	155	Corvallis, Ore.
13	Bailey Brem	Jr.	R-R	6-3	185	Portland, Ore.
16	Alex Goedhard	Sr.	R-R	6-2	175	Pasadena, Calif.
2	Don Hopp	Fr.	R-R	6-2	175	Oregon City
	Jim Niernan	So.	R-L	6-0	175	Hillsboro, Ore.
20	Norb Wellman	So.	R-R	6-4	205	Mt. Angel, Ore.
9	Don White	Sr.	R-L	6-1	160	Portland, Ore.
No.	Catchers	Yr.	B-T	Ht.	Wt.	Hometown
	Jack Smith	So.	R-R	5-10	180	Ontario, Ore.
11	Jack Stephenson	Fr.	R-R	5-11	172	Tigard, Ore.
19	John Thomas	Sr.	R-R	6-3	215	Newark, N.J.
	Bill Turner	Jr.	R-R	5-9	175	Portland, Ore.
No.	Infielders	Yr.	B-T	Ht.	Wt.	Hometown
	Jack Bowen	Fr.	R-R	5-10	172	Nyssa, Ore.
3	Bobby Buob	Fr.	R-R	5-8	158	Union, N.J.
17	Jay Dean	Fr.	R-L	6-5	210	Nampa, Ida.
	Mel Ediger	So.	R-R	6-0	175	Dallas, Ore.
5	Chuck Fisk	Fr.	R-R	6-0	170	Portland, Ore.
	Connie Holzgang	So.	R-R	5-11	160	Medford, Ore.
10	Cub Houck	Sr.	R-R	6-0	185	Salem, Ore.
4	Danny Johnston	Jr.	R-R	5-11	175	Whittier, Calif.
	Johnny Rearden	Sr.	R-R	5-11	160	Corvallis, Ore.
15	Jim Ruggles	Fr.	L-R	6-0	170	Portland, Ore.
	Doug Wray	Fr.	R-R	5-9	150	The Dalles, Ore.
	Jim Walker	So.	L-L	5-10	155	L-Beach, Calif.
No.	Outfielders	Yr.	B-T	Ht.	Wt.	Hometown
8	Pete Goodbrod	Sr.	L-R	5-10	160	Salem, Ore.
7	Dwane Helbig	So.	R-R	6-0	195	Portland, Ore.
	Jim Jenks	Jr.	R-R	6-0	168	Albany, Ore.
	Ralph Krafve	Sr.	L-R	6-2	185	Portland, Ore.
12	Ed Nelson	Sr.	R-R	5-10	165	Corvallis, Ore.
	Jack Pinion	So.	R-R	5-10	195	Reedsport, Ore.
18	Bud Shirlcliff	Jr.	R-R	6-3	200	M-Creek, Ore.
	Dick Wilson	Fr.	L-L	5-11	165	Nyssa, Ore.
	Jim Withrow	Fr.	R-R	5-10	160	Van Nuys, Calif.
	Bob Thoman	Jr.	R-R	6-4	175	Corvallis, Ore.

Head Coach: Ralph Coleman

Assistant Coach: Paul Valenti

Manager: Ken Boshears

COLLEGE WORLD SERIES

8 TOP COLLEGE TEAMS

The ROSE BOWL of COLLEGE BASEBALL

OMAHA STADIUM

June 12-13-14-15-16

Get Tickets Now at **RUSSELL SPORTS**, 1816 Farnam Street, Omaha

2012 OREGON STATE BASEBALL

POSTSEASON HISTORY

2012 NCAA Postseason - OSU Championship History

The 2012 NCAA Postseason will feature, as always, the nation's top 64 teams. Sixteen four-team regionals will be held June 3-6, followed by eight Super Regionals, featuring the top 16 teams remaining who advanced past the regionals. The 2012 College World Series will be played June 18-29 at TD Ameritrade Park Omaha.

The Pacific-10 Conference holds the record with 26 World Series titles, followed by the Big 12 Conference at 10 and the Big Ten at six. A Pac-10 team has finished as national champions or runner-up in six of the last 11 years. At least one Pac-10 player has been named to the All-College World Series team since 1997.

In 2006 and 2007, the Pac-10 had 11 players named to the All-CWS Team, and each one was an Oregon State Beaver. In 2006, Jonah Nickerson was named the Most Outstanding Player after the Beavers captured their first national title. In 2007, Jorge Reyes claimed the honor as OSU won its second straight title.

Oregon State is one of just six schools nationally to win back-to-back national titles, and one of three from the Pac-10. USC won five straight titles from 1970-74. Stanford won two straight from 1987-88, followed nearly 20 years later by the Beavers. Texas won consecutive titles from 1949-1950 and LSU became the fourth club to accomplish the feat, doing so in 1996 and 1997. South Carolina is the most recent, winning championships in 2010 and 2011.

2011 NCAA Postseason Schedule

June 3-6: NCAA Regionals (campus sites)

June 10-13: NCAA Super Regionals (campus sites)

June 18-29: NCAA College World series (TD Ameritrade Park Omaha)

Note: Campus sites for the NCAA Regionals will be announced the day prior to the NCAA selection process. Super Regional sites will be announced the day after the regionals' completion.

Active Oregon State Players In The Postseason

Batters

Player	AVG	G/GS	AB	R	H	RBI	2B	3B	HR	BB	SO	SB-ATT	SLG	OBA
Hayes, Danny	.454	6/3	11	3	5	3	1	0	1	3	1	0-0	.818	.571
Rodriguez, Jake	.438	5/5	16	0	7	2	0	0	0	0	1	0-1	.438	.438
Smith, Tyler	.385	7/3	13	2	5	3	0	0	1	0	3	0-0	.615	.385
Barnes, Ryan	.238	5/5	21	4	5	3	1	1	0	1	0	1-1	.380	.272
Keyes, Kevin	.200	5/5	20	1	4	1	1	0	0	3	3	0-0	.250	.304
Dunn, Ryan	.125	5/5	16	2	2	0	1	0	0	2	1	0-0	.188	.222
Gordon, Max	.000	2/1	0	0	0	0	0	0	0	0	0	0-0	.000	.000
Boyd, Matt	.000	2/0	2	0	0	0	0	0	0	0	1	0-0	.000	.000

Pitchers

Player	ERA	W-L	SV	G/GS	CG	SH	IP	H	R	ER	BB	SO	AVG	HR
Bryant, Tony	0.00	0-0	2	2/0	0	0	2.0	1	0	0	1	1	.143	0
Duke, Adam	0.00	1-0	0	2/0	0	0	2.1	1	0	0	2	1	.125	0
Boyd, Matt	1.68	0-0	0	3/0	0	0	5.1	6	3	1	0	2	.315	2
Wetzler, Ben	4.50	0-0	0	1/1	0	0	4.0	5	2	2	1	5	.294	1
Schultz, Scott	8.21	0-1	0	3/0	0	0	7.2	7	7	7	6	10	.259	0
Gorton, Ryan	20.25	0-0	0	3/0	0	0	2.1	8	5	5	1	0	.571	2

Oregon State In The Postseason

All-Time Record: 38-24 (.619)

NCAA Regional Record: 21-15 (.583)

NCAA Super Regional Record: 6-3 (.667)

NCAA CWS Record: 11-6 (.647)

NCAA Appearances (11): 1952, 1962, 1963, 1983, 1985, 1986, 2005, 2006, 2007, 2009, 2010, 2011

Super Regional Appearances (3): 2005, 2006, 2007

College World Series Appearances (4): 1952, 2005, 2006, 2007

Head Coaches And The Postseason

Coach	Overall	Reg.	Super	CWS
Ralph Coleman	3-6	3-4	0-0	0-2
Jack Riley	2-6	2-6	0-0	0-0
Pat Casey	33-12	16-5	6-3	11-4

Postseason Superlatives

Most Runs: 19, vs. St. John's (6/5/05)

Most Runs Allowed: 17, vs. Stanford (5/24/85)

Fewest Runs: 0, vs. Stanford (5/27/83)

Fewest Runs Allowed: 0, 5 times

Win Streak: 10 games (6/4-6/24/07)

Most Wins (Pitcher): 5; Stutes, Nickerson

Largest Attendance (Reg.): 4,600 (6/7/52)

Largest Attendance (Super): 3,387 (6/11/11)

Largest Attendance (CWS): 30,335 (6/21/06)

All-Time Versus Opponents

Opponent	Overall	Reg.	Super	CWS
Arizona State	1-0	0-0	0-0	1-0
Arkansas	1-1	1-1	0-0	0-0
Baylor	0-1	0-0	0-0	0-1
Cal-State Fullerton	1-0	0-0	0-0	1-0
Creighton	1-0	1-0	0-0	0-0
Duke	0-1	0-0	0-0	0-1
Florida	0-1	0-1	0-0	0-0
Florida Atlantic	1-1	1-1	0-0	0-0
Fresno State	2-0	2-0	0-0	0-0
Georgia	2-0	1-0	0-0	1-0
Hawaii	1-0	1-0	0-0	0-0
Kansas	1-0	1-0	0-0	0-0
Miami (Fla.)	1-1	0-0	0-0	1-1
Michigan	2-0	0-0	2-0	0-0
North Carolina	4-1	0-0	0-0	4-1
Ohio State	1-0	1-0	0-0	0-0
Pepperdine	0-1	0-1	0-0	0-0
Rice	2-0	0-0	0-0	2-0
Richmond	1-0	1-0	0-0	0-0
Rutgers	2-0	2-0	0-0	0-0
Santa Clara	0-2	0-2	0-0	0-0
Stanford	2-3	0-3	2-0	0-0
St. John's	2-0	2-0	0-0	0-0
TCU	0-2	0-2	0-0	0-0
Texas	0-1	0-0	0-0	0-1
Texas A&M	2-0	2-0	0-0	0-0
Tulane	0-1	0-0	0-0	0-1
UALR	1-0	1-0	0-0	0-0
UC-Irvine	1-0	0-0	0-0	1-0
UC-Santa Barbara	0-1	0-1	0-0	0-0
USC	3-3	1-2	2-1	0-0
Vanderbilt	0-2	0-0	0-2	0-0
Virginia	2-1	2-1	0-0	0-0
Wright State	1-0	1-0	0-0	0-0

2012 OREGON STATE BASEBALL

POSTSEASON RESULTS

1952

Western Regional - Corvallis, Ore.

Date	Result	Opponent	WP	LP	Att.
6/6/52	W, 2-1	Fresno State	White	Bolger	3,200
6/7/52	W, 8-4	Fresno State	Wellman	Bishop	4,600

College World Series - Omaha, Neb.

Date	Result	Opponent	WP	LP	Att.
6/12/52	L, 7-18	Duke	Lewis	Goedhard	
6/13/52	L, 1-10	Texas	Robertson	Wellman	

1962

Western Regional - Santa Clara, Calif.

Date	Result	Opponent	WP	LP	Att.
	L, 1-8	Santa Clara			
	L, 5-7	Santa Clara			

1963

Western Regional - Corvallis, Ore.

Date	Result	Opponent	WP	LP	Att.
	L, 5-6	USC			
	W, 8-6	USC			
	L, 5-7	USC			

1983

Western Regional - Stanford, Calif.

Date	Result	Opponent	WP	LP	Att.
5/27/83	L, 0-14	Stanford	Myers	Reece	2,350
5/28/83	L, 3-7	UC-Santa Barbara	Fulmer	Anderson	450

1985

Western Regional - Stanford, Calif.

Date	Result	Opponent	WP	LP	Att.
5/24/85	L, 3-17	Stanford	Ballard	Sipple	2,600
5/25/85	L, 1-6	Pepperdine	Dubar	Brundage	300

1986

Midwest Regional - Stillwater, Okla.

Date	Result	Opponent	WP	LP	Att.
5/22/86	L, 3-4	Arkansas	Peters	Brundage	1,400
5/23/86	W, 7-1	Richmond	Sipple	Richardson	1,332
5/24/86	W, 1-0	Arkansas	Hulstrom	Parker	1,307
5/24/86	L, 7-10	Stanford	Wassenaar	Lambert	1,516

All-Regional Team: David Brundage, OF

2005

Corvallis Regional - Corvallis, Ore.

Date	Result	Opponent	WP	LP	Att.
6/3/05	W, 4-3	Ohio State	Gunderson	Meister	2,612
6/4/05	W, 11-1	St. John's	Nickerson	Wladyka	2,609
6/5/05	W, 19-3	St. John's	Maxwell	Smith	2,532

All-Regional Team: Mitch Canham (Most Outstanding Player), C; Jonah Nickerson, RHP; Andy Jenkins, 1B; Shea McFeely, 3B; Tyler Graham, OF; Jacoby Ellsbury, OF; Cole Gillespie, OF

Corvallis Super Regional - Corvallis, Ore.

Date	Result	Opponent	WP	LP	Att.
6/11/05	W, 10-4	USC	Buck	Kennedy	3,059
6/12/05	L, 8-9	USC	Koss	Gunderson	3,068
6/13/05	W, 10-8	USC	Kunz	Schlack	2,752

College World Series - Omaha, Neb.

Date	Result	Opponent	WP	LP	Att.
6/18/05	L, 1-3	Tulane	Owings	Nickerson	20,345
6/20/05	L, 3-4	Baylor	Mandel	Gunderson	13,000

2006

Corvallis Regional - Corvallis, Ore.

Date	Result	Opponent	WP	LP	Att.
6/2/06	W, 5-3	Wright State	Kunz	Smith	2,587
6/3/06	W, 11-3	Kansas	Nickerson	Land	2,957
6/4/06	W, 12-3	Hawaii	Stutes	Daly	2,783

All-Regional Team: Chris Kunda (Most Outstanding Player), 2B; Jonah Nickerson, RHP; Darwin Barney, SS; Cole Gillespie, OF; Tyler Graham, OF

Corvallis Super Regional - Corvallis, Ore.

Date	Result	Opponent	WP	LP	Att.
6/10/06	W, 4-3	Stanford	Buck	Reynolds	3,173
6/11/06	W, 15-0	Stanford	Nickerson	Gallagher	3,194

College World Series - Omaha, Neb.

Date	Result	Opponent	WP	LP	Att.
6/17/06	L, 1-11	Miami	Maine	Buck	25,417
6/19/06	W, 5-3	Georgia	Nickerson	Westphal	17,135
6/20/06	W, 8-1	Miami	Stutes	Gutierrez	26,241
6/21/06	W, 5-0	Rice	Turpen	Crow	30,335
6/22/06	W, 2-0	Rice	Nickerson	Degerman	19,161
6/24/06	L, 3-4	North Carolina	Hovis	Paterson	26,808
6/25/06	W, 11-7	North Carolina	Gunderson	Danford	25,046
6/26/06	W, 3-2	North Carolina	Buck	Bard	18,565

All-CWS Team: Jonah Nickerson (Most Outstanding Player), RHP; Bill Rowe, 1B; Shea McFeely, 3B; Cole Gillespie, OF; Kevin Gunderson, LHP

2007

Charlottesville Regional - Charlottesville, Va.

Date	Result	Opponent	WP	LP	Att.
6/1/07	W, 5-1	Rutgers	Paterson	Healing	2,097
6/2/07	L, 4-7	Virginia	Lambert	Kunz	3,212
6/4/07	W, 5-2	Rutgers	Reyes	Giannini	1,984
6/4/07	W, 5-3	Virginia	Paterson	Schwimer	3,212
6/5/07	W, 7-3	Virginia	Kunz	Lambert	2,389

All-Regional Team: Joe Paterson (Most Outstanding Player), LHP; Jordan Lennerton, 1B; Joey Wong, 2B; Darwin Barney, SS; Lonnie Lechelt, 3B; Chris Hopkins, OF

Corvallis Super Regional - Corvallis, Ore.

Date	Result	Opponent	WP	LP	Att.
6/10/07	W, 1-0	Michigan	Paterson	Putnam	3,284
6/11/07	W, 8-2	Michigan	Stutes	Wilson	3,178

College World Series - Omaha, Neb.

Date	Result	Opponent	WP	LP	Att.
6/16/07	W, 3-2	CS-Fullerton	Reyes	Roemer	26,559
6/18/07	W, 12-6	Arizona State	Stutes	Flores	21,692
6/20/07	W, 7-1	UC-Irvine	Turpen	Bergman	29,921
6/23/07	W, 11-4	North Carolina	Reyes	White	26,887
6/24/07	W, 9-3	North Carolina	Stutes	Putkonen	25,012

All-CWS Team: Jorge Reyes (Most Outstanding Player), RHP; Darwin Barney, SS; Mitch Canham, C; Mike Lissman, DH; Scott Santschi, OF; Joey Wong, 2B

2009

Fort Worth Regional - Fort Worth, Texas

Date	Result	Opponent	WP	LP	Att.
5/29/09	W, 9-8	Texas A&M	Gaviglio	Raley	2,822
5/30/09	L, 1-13	TCU	Winkler	Waldron	3,269
5/31/09	W, 13-5	Texas A&M	Reyes	Ehlert	2,496
5/31/09	L, 4-5	TCU	Marshall	Rhoderick	3,191

All-Regional Team: Koa Kahalehoe, OF; Ryan Ortiz, C; Jorge Reyes, RHP; John Tommasini, 2B

2012 OREGON STATE BASEBALL

POSTSEASON RESULTS/HONORS

2010

Gainesville Regional • Gainesville, Fla.

Date	Result	Opponent	WP	LP	Att.
6/4/10	W, 6-4	Florida Atlantic	Peavey	Gipson	1,117
6/5/10	L, 2-10	Florida	Panteliodis	Gaviglio	2,991
6/6/10	L, 7-11	Florida Atlantic	Adams	Waldron	1,340

All-Regional Team: Adalberto Santos, OF

2011

Corvallis Regional • Corvallis, Ore.

Date	Result	Opponent	WP	LP	Att.
6/3/11	W, 7-4	UALR	Schultz	Graziano	2,858
6/4/11	W, 5-1	Creighton	Gaviglio	Blach	3,103
6/5/11	W, 6-4	Georgia	Duke	Swegman	3,032

All-Regional Team: Sam Gaviglio (Most Outstanding Player), RHP; Andrew Susac, C; Parker Berberet, 1B; Carter Bell, 3B; Ryan Barnes, OF; Brian Stamps, OF; Garrett Nash, OF

Nashville Super Regional • Nashville, Tenn.

Date	Result	Opponent	WP	LP	Att.
6/10/11	L, 1-11	Vanderbilt	Gray	Gaviglio	3,349
6/11/11	L, 3-9	Vanderbilt	Clinard	Schultz	3,387



Scott Santschi



Adalberto Santos

All-Time Oregon State Postseason Honors

All-Regional Team (31)

Year	Player	Pos.	Location
1986	Dave Brundage	OF	Stillwater, Okla.
2005	Mitch Canham	C	Corvallis
2005	Jacoby Ellsbury	OF	Corvallis
2005	Cole Gillespie	OF	Corvallis
2005	Tyler Graham	OF	Corvallis
2005	Andy Jenkins	1B	Corvallis
2005	Shea McFeely	3B	Corvallis
2005	Jonah Nickerson	RHP	Corvallis
2006	Darwin Barney	SS	Corvallis
2006	Cole Gillespie	OF	Corvallis
2006	Tyler Graham	OF	Corvallis
2006	Chis Kunda	2B	Corvallis
2006	Jonah Nickerson	RHP	Corvallis
2007	Darwin Barney	SS	Charlottesville, Va.
2007	Chris Hopkins	OF	Charlottesville, Va.
2007	Lonnie Lechelt	3B	Charlottesville, Va.
2007	Jordan Lennerton	1B	Charlottesville, Va.
2007	Joe Paterson	LHP	Charlottesville, Va.
2007	Joey Wong	2B	Charlottesville, Va.
2009	Koa Kahalehoe	OF	Fort Worth, Texas
2009	Ryan Ortiz	C	Fort Worth, Texas
2009	Jorge Reyes	RHP	Fort Worth, Texas
2009	John Tommasini	2B	Fort Worth, Texas
2010	Adalberto Santos	OF	Gainesville, Fla.
2011	Ryan Barnes	OF	Corvallis
2011	Carter Bell	3B	Corvallis
2011	Parker Berberet	1B	Corvallis
2011	Sam Gaviglio	RHP	Corvallis
2011	Garrett Nash	OF	Corvallis
2011	Brian Stamps	OF	Corvallis
2011	Andrew Susac	C	Corvallis

All-College World Series Team (11)

Year	Player	Pos.	Location (Omaha)
2006	Cole Gillespie	OF	Rosenblatt
2006	Kevin Gunderson	LHP	Rosenblatt
2006	Shea McFeely	3B	Rosenblatt
2006	Jonah Nickerson	RHP	Rosenblatt
2006	Bill Rowe	1B	Rosenblatt
2007	Darwin Barney	SS	Rosenblatt
2007	Mitch Canham	C	Rosenblatt
2007	Mike Lissman	OF	Rosenblatt
2007	Jorge Reyes	RHP	Rosenblatt
2007	Scott Santschi	OF	Rosenblatt
2007	Joey Wong	2B	Rosenblatt

Most Outstanding Players (6)

Year	Player	Pos.	Location
2005	Mitch Canham	C	Corvallis Regional
2006	Chris Kunda	2B	Corvallis Regional
2006	Jonah Nickerson	RHP	Omaha CWS
2007	Joe Paterson	LHP	Charlottesville Regional
2007	Jorge Reyes	RHP	Omaha CWS
2011	Sam Gaviglio	RHP	Corvallis Regional

2012 OREGON STATE BASEBALL

POSTSEASON SUPERLATIVES

Career Leaders

Minimum 25 at bats, 10 Innings Pitched

Offense

Batting Average	.459, Andy Jenkins (2005)
Games Played	33, Darwin Barney (2005-07) 33, Mitch Canham (2005-07)
Games Started	33, Darwin Barney (2005-07)
At Bats	135, Darwin Barney (2005-07)
Runs Scored	33, Darwin Barney (2005-07)
Hits	40, Darwin Barney (2005-07)
Runs Batted In	26, Mitch Canham (2005-07)
Doubles	7, Mitch Canham (2005-07)
Triples	2, Andy Jenkins (2005) 2, John Wallace (2005-06) 2, Cole Gillespie (2005-06)
Home Runs	4, Jordan Lennerton (2007)
Walks	19, Darwin Barney (2005-07)
Strikeouts	28, Mitch Canham (2005-07)
Stolen Bases	8, Tyler Graham (2005-06)

Pitching

Earned Run Average	1.21, Joe Paterson (2006-07)
Wins	5, Jonah Nickerson (2005-06) 5, Mike Stutes (2006-07)
Winning Percentage	1.000, Mike Stutes (2006-07)
Saves	6, Kevin Gunderson (2005-06)
Games Pitched	16, Eddie Kunz (2006-07)
Games Started	8, Jonah Nickerson (2005-06) 8, Mike Stutes (2006-07)
Innings Pitched	58.0, Jonah Nickerson (2005-06)
Hits Allowed	49, Dallas Buck (2005-06)
Runs Allowed	26, Dallas Buck (2005-06)
Earned Runs Allowed	23, Dallas Buck (2005-06) 23, Mike Stutes (2006-07)
Walks Allowed	24, Dallas Buck (2005-06)
Strikeouts	52, Jonah Nickerson (2005-06)

Individual Postseason Leaders

Minimum 15 at bats, 5 Innings Pitched

Offense

Batting Average	.529 (9-17), Koa Kahalehoe (2009)
Games Played	13, seven players (2006)
Games Started	13, seven players (2006)
At Bats	54, Darwin Barney (2006)
Runs Scored	15, Bill Rowe (2006)
Hits	20, Tyler Graham (2006)
Runs Batted In	18, Bill Rowe (2006)
Doubles	5, Cole Gillespie (2006)
Triples	2, three times (2005, 2006, 2007)
Home Runs	4, Jordan Lennerton (2007)
Walks	10, Mike Lissman (2007)
Strikeouts	17, Lonnie Lechelt (2007)
Stolen Bases	6, Tyler Graham (2006)

Pitching

Earned Run Average	0.87, Daniel Turpen (2006)
Wins	4, Jonah Nickerson (2006)
Saves	5, Kevin Gunderson (2006)
Games Pitched	9, Joe Paterson (2007)
Games Started	5, Mike Stutes (2007), Jonah Nickerson (2006)
Innings Pitched	36.2, Jonah Nickerson (2006)
Hits Allowed	31, Dallas Buck (2006)
Runs Allowed	16, Dallas Buck (2006)
Earned Runs Allowed	16, Dallas Buck (2006)
Walks Allowed	17, Mike Stutes (2007)
Strikeouts	34, Jonah Nickerson (2006)

Team Game Superlatives

Offense

At Bats	46, vs. Virginia (6/2/07)
Runs Scored	19, vs. St. John's (6/5/05)
Hits	22, vs. St. John's (6/5/05)
Runs Batted In	19, vs. St. John's (6/5/05)
Doubles	5, vs. Kansas (6/3/06)
Triples	2, vs. Miami (6/17/06)
Home Runs	3, vs. USC (6/12/05)
Total Bases	33, vs. St. John's (6/5/05)
Walks	10, vs. Michigan (6/11/07)
Strikeouts	12, three times, last vs. Florida (6/5/10)
Stolen Bases	4, two times, last vs. Michigan (6/11/07)

Pitching

Innings Pitched	13.0, vs. Virginia (6/2/07)
Runs Allowed	17, vs. Stanford (5/24/85)
Earned Runs Allowed	17, vs. Stanford (5/24/85)
Walks Allowed	9, two times, last vs. Miami (6/17/06)
Strikeouts	11, four times, last vs. Creighton (6/4/11)
Hits Allowed	18, vs. Stanford (5/24/85)

Fielding

Putouts	39, vs. Virginia (6/2/07)
Assists	19, two times, last vs. TCU (5/30/09)
Errors	4, five times, last vs. Rutgers (6/4/07)
Passed Balls	2, four times, last vs. Virginia (6/2/07)
Double Plays Turned	3, vs. TCU (5/30/09)

Individual Game Superlatives

Offense

At Bats	6, 13 times, last by Ryan Ortiz vs. Texas A&M (5/31/09)
Runs Scored	4, Bill Rowe vs. Stanford (6/11/06)
Hits	5, three times, last vs. Koa Kahalehoe vs. Texas A&M (5/31/09)
Runs Batted In	6, Bill Rowe vs. Hawai'i (6/4/06)
Doubles	3, two times, last by Cole Gillespie vs. Kansas (6/3/06)
Triples	1, 14 times
Home Runs	2, three times, last by Chris Kunda vs. Kansas (6/3/06)
Total Bases	11, Andy Jenkins vs. USC (6/13/05)
Walks	2, 36 times
Strikeouts	3, eight times
Stolen Bases	2, two times, last by A. Santos vs. Texas A&M (5/29/09)

Pitching

Innings Pitched	9.0, six times last by Sam Gaviglio vs. Creighton (6/4/11)
Runs Allowed	10, Sam Gaviglio vs. Vanderbilt (6/10/11)
Earned Runs Allowed	10, Sam Gaviglio vs. Vanderbilt (6/10/11)
Walks Allowed	7, two times last by Dave Brundage vs. Arkansas (5/22/86)
Strikeouts	11, Sam Gaviglio vs. Creighton (6/4/11)
Hits Allowed	10, two times, last by Jorge Reyes vs. Texas A&M (5/31/09)

Complete Games By Oregon State Pitchers

6/4/11	Sam Gaviglio vs. Creighton (win)
5/31/09	Jorge Reyes vs. Texas A&M (win)
6/4/05	Jonah Nickerson vs. St. John's (win)
5/24/86	Bryce Hulstrom vs. Arkansas (win)
5/22/86	Dave Brundage vs. Arkansas (loss)
5/25/85	Dave Brundage vs. Pepperdine (loss)
5/28/83	Scott Anderson vs. UC Santa Barbara (loss)

* Statistical records date back to 1983 postseason

2012 OREGON STATE BASEBALL

OREGON STATE ALL-AMERICANS



Dwane Helbig

1952

ABCA 2nd

.418, 3 HR, 10 RBI
North only




Bailey Brem

1953

ABCA 3rd

4-1, 2.00 ERA
North only



Jay Dean

1954 (ABCA 1st)

.456, 26 RBI

1955 (ABCA 1st)
.465, 1 HR, 28 RBI



Larry Petersen

1960

ABCA 1st

.419, 19 RBI




Cecil Ira

1962 (ABCA 3rd)

11-4, 1.23 ERA

1963 (ABCA 3rd)
10-2, 1.82 ERA



Jim Wilson

1982

ABCA 3rd, BA 3rd

.336, 21 HR, 62 RBI



Dave Brundage

1986

ABCA 2nd

.366, 8 HR, 44 RBI
8-4, 3.19 ERA




Ken Bowen

1987

BA 2nd

.404, 9 HR, 51 RBI



Scott Christman

1993

ABCA, BA 2nd,
CB 1st

14-1, 2.20 ERA



Mason Smith

1994

BA 3rd, CB 3rd

11-3, 2.39 ERA



Mark Newell

1997

NCBWA 3rd

8-0, 2.12 ERA



Andrew Checketts

1998

CB 3rd, NCBWA
2nd

11-1, 3.77 ERA



Scott Nicholson

2001

CB 3rd

11-2, 3.58 ERA



Dallas Buck

2005 (ABCA 1st, BA
1st, CB 1st, NCBWA
2nd, USAT/SW 1st)
12-1, 2.09 ERA
2006 (ABCA 2nd, CB
2nd, NCBWA 2nd)
13-3, 3.44 ERA



Jacoby Ellsbury

2005

ABCA 1st, BA 1st,
CB 2nd, NCBWA
1st, USAT/SW 2nd

.406, 6 HR, 48 RBI



Jonah Nickerson

2005

USAT/SW 2nd
9-2, 2.13 ERA

2006

BA 2nd
13-4, 2.24 ERA



Cole Gillespie

2006

ABCA 1st,
BA 1st, CB 1st,
NCBWA 3rd

.374, 13 HR, 57 RBI



Kevin Gunderson

2006

NCBWA 2nd

3-2, 2.36 ERA,
20 SV



Pat Casey

2006 (Coach of the
Year: ABCA, BA,
CB, NCBWA)
2007
Coach of the Year
CB, ABCA



Mitch Canham

2007

CB 3rd

.326, 10 HR, 59 RBI



Sam Gaviglio

2011

BA 2nd, CB 2nd,
NCBWA 3rd

12-3, 2.54 ERA

Abbreviations

ABCA.....American Baseball Coaches Association
BA.....Baseball America
CB.....Collegiate Baseball newspaper
NCBWA.....National Collegiate Baseball Writers Association
USAT/SW.....USA Today/Sports Weekly



OSUBEAVERS.COM

2012 OREGON STATE BASEBALL

OREGON STATE HONORS/INTERNATIONALLY

All-Region Honors

As selected by the American Baseball Coaches Association

All-District VIII

1949	Frank Roelandt, C	*.508, 20 RBI
1950	Gene Tanselli, SS	*.380, 7 RBI
1951	John Thomas, C	*.280, 10 RBI
1952	Bailey Brem, P	*3-2, 2.41 ERA
	Dwane Helbig, OF	*.418, 3 HR, 10 RBI
1953	Bailey Brem, P	*4-1, 2.00 ERA
	John Thomas, C	*.316, 1 HR, 9 RBI
	Bud Shirtcliff, OF	*.292, 2 HR, 10 RBI
1954	Jay Dean, 1B	.456, 26 RBI, 0 HR
1955	Jay Dean, 1B	.465, 28 RBIs, 1 HR
1957	Twink Pedersen, 3B	.400, 21 RBI
1959	Jerry Droscher, OF	.321, 19 RBI
1960	Larry Petersen, OF	.419, 19 RBI
1962	Cecil Ira, P	11-4, 1.23 ERA
1963	Cecil Ira, P	10-2, 1.83 ERA
	Al Lehrer, OF	.374, 19 RBI

All-Region IX

1976	Pete Rowe, C	.338, 4 HR, 30 RBI
1977	Jeff Doyle, 1B (2nd)	.350, 5 HR, 30 RBI
1978	Bob McNair, 1B (2nd)	.316, 10 HR 46 RBI

1982	Jim Wilson, 1B	.336, 21 HR, 62 RBI
	Mike Gorman, P (2nd)	9-2, 2.93 ERA
	Mickey Riley, 2B (2nd)	.374, 23 RBI
1984	Scott Anderson, P (2nd)	8-6, 1.66 ERA
1985	Dave Brundage, 1B	.370, 4 HR, 40 RBI; 7-3, 4.63 ERA
	Ken Bowen, SS (2nd)	.332, 4 HR, 44 RBI
	John Sipple, P (2nd)	10-2, 4.53 ERA
1986	Dave Brundage, OF	.366, 8 HR 44 RBI; 8-4, 3.19 ERA
	Ken Bowen, SS (2nd)	.293, 6 HR, 28 RBI
	Bryce Hulstrom, P (2nd)	7-2, 2.51 ERA
1987	Ken Bowen, SS	.404, 9 HR, 51 RBI
	Jeff Otis, P (2nd)	9-4, 2.88 ERA
1988	Ben Johnson, SS (2nd)	.276, 1 HR 26 RBI
	Lance Rice, C (2nd)	.323, 5 HR, 47 RBI
	John Sipple, P (2nd)	6-3, 1.82 ERA
1989	Jeff Brauning, 2B (2nd)	.340, 1 HR 38 RBI
1990	R.A. Nietzel, UTIL	.355, 3 HR, 20 RBI
1993	Scott Christman, P	14-1, 2.20 ERA
	Kevin Hooker, 2B	.351, 0 HR, 31 RBI
	A.J. Marquardt, OF	.376, 6 HR, 40 RBI

All-West Region

Includes Oregon, Washington, California, Arizona

1998	Andrew Checketts, P (2nd)	11-1 3.77 ERA
2001	Chris Biles, OF	.395, 9 HR, 48 RBI
	Scott Nicholson, P	11-2, 3.58 ERA
2005	Dallas Buck, P	12-1, 2.09 ERA, 1 Sv
	Jacoby Ellsbury, OF	.406, 6 HR, 48 RBI
	Pat Casey	Coach of the Year
2006	Dallas Buck, P	13-3, 3.44 ERA
	Cole Gillespie, OF	.374, 13 HR, 57 RBI
	Kevin Gunderson, P	3-2, 2.36 ERA 20 Sv
	Pat Casey	Coach of the Year
2007	Mitch Canham, C	.326, 10 HR, 57 RBI
2011	Sam Gaviglio, P	12-3, 2.54

*-denotes that only Northern Division statistics are available for that season

Freshman All-Americans

Year	Name	Pos.	Org.	Team
1993	A.J. Marquadt	OF	Baseball America	Second
1996	Chris Pine	RHP	Baseball America	Second
1996	Chris Pine	RHP	Collegiate Baseball	HM
2000	Brian Barden	3B	Collegiate Baseball	First
2002	Aaron Mathews	OF	Collegiate Baseball	HM
2003	Jacoby Ellsbury	OF	Baseball America	Second
	Jacoby Ellsbury	OF	Collegiate Baseball	First
2004	Kevin Gunderson	LHP	Collegiate Baseball	First
2005	Darwin Barney	SS	Baseball America	Second

Year	Name	Pos.	Org.	Team
2005	Darwin Barney	SS	Collegiate Baseball	First
2007	Jorge Reyes	RHP	Baseball America	Second
2008	Kevin Rhoderick	RHP	Baseball America	Second
	Kevin Rhoderick	RHP	NCBWA	First
	Kevin Rhoderick	RHP	Collegiate Baseball	First
2009	Sam Gaviglio	RHP	Baseball America	Second
	Sam Gaviglio	RHP	NCBWA	First
	Sam Gaviglio	RHP	Collegiate Baseball	First
2010	Matt Boyd	UT	NCBWA	First
	Matt Boyd	UT	Collegiate Baseball	First
2011	Kavin Keyes	DH	Collegiate Baseball	First

Oregon State And International Baseball

Oregon State players who have played baseball Internationally

Brian Barden (2008 USA Baseball Olympic Team)

.265, 9 GP, 8 GS, 3 2B, 1 HR, 5 RBI, 4 BB, 1 SB

Brian Barden (2010 USA Baseball Pan Am Qualifying Team)

.320, 7 GP, 7 GS, 2 2B, 1 HR, 6 RBI, 2 BB, 0 SB

Darwin Barney (2006 USA Baseball Collegiate National Team)

.276, 30 GP, 28 GS, 7 2B, 1 HR, 8 RBI, 17 BB, 6 SB

Carter Bell (2010 Team Canada Collegiate National Team)

.300, 6 GP, 0 2B, 1 3B, 1 HR, 5 RBI, 2 BB, 1 SB

Matt Boyd (2011 USA Baseball Collegiate National Team)

1-0, 1.42 ERA, 5 APP, 0 GS, 6.1 IP, 4 R, 1 ER, 8 SO

Kevin Gunderson (2005 USA Baseball Collegiate National Team)

1-0, 0.45 ERA, 11 APP, 1 GS, 20.0 IP, 2 R, 1 ER, 17 SO

Jonah Nickerson (2005 USA Baseball Collegiate National Team)

1-1, 2.00 ERA, 6 APP, 1 GS, 18.0 IP, 6 R, 4 ER, 23 SO

Kevin Rhoderick (2008 USA Baseball Collegiate National Team)

0-0, 0.00 ERA, 1 APP, 0 GS, 1.0 IP, 0 R, 0 ER, 0 SO



Matt Boyd

2012 OREGON STATE BASEBALL

OREGON STATE ALL-CONFERENCE

(MVP)-denotes league Most Valuable Player or Player of the Year;
(FOY)-denotes league Freshman of the Year; (DPOY)-denotes Defensive Player of the Year

All-Northern Division

1948	Chuck Sauvain, P
1949	Frank Roelandt, C
1950	Gene Tanselli, SS Don White, P
1951	Pete Goodbrod, OF Gene Tanselli, SS Don White, P
1952	Bailey Brem, P Dwane Helbig, OF Chuck Fisk, SS (2nd) Pete Goodbrod, OF (2nd) Danny Johnston, 2B (2nd)
1953	Bailey Brem, P Jay Dean, 1B Bud Shirtcliff, OF Norb Wellman, P
1954	Jay Dean, 1B Chuck Fisk, 2B Jack Pinion, OF
1955	Jay Dean, 1B Jerry Exley, OF Jerry Bettendorf, IF (2nd) Bobby Buob, IF (2nd) Bill Epperle, P (2nd) Chuck Fisk, IF (2nd) John Fredericks, OF (2nd) Al Guidotti, P (2nd) Phil Jantze, OF (2nd) Dan Lovejoy, C (2nd)
1956	Jerry Exley, OF
1957	Tom Hunt, OF Twink Pedersen, 3B Syl Johnson, P (2nd) Dan Luby, 2B (2nd)
1958	Gene Bates, 1B Tom Bowen, 3B Gary Moore, P Bob Berreman, OF (HM) Ray Lunde, P (HM)
1959	Kim Bradshaw, OF Jerry Droscher, OF Bill Wagner, 3B Grimm Mason, OF (2nd) Gary Moore, P (2nd)
1960	Larry Petersen, OF Bill Wagner, 3B
1961	Grimm Mason, OF Bill Wagner, 3B
1962	Cecil Ira, P Al Lehrer, 3B
1963	Cecil Ira, P Al Lehrer, 3B Dave Long, 2B Frank Peters, OF Doug Stahl, SS
1964	Steve Clark, P
1965	Morrell Cray, C Ron Lucas, SS
1966	Jack Humphrey, P

All-Pacific-8

1967	Jack Humphrey, P (2nd)
------	------------------------

1987	Tom Jones, 1B (2nd) Bob Kaiser, OF (2nd)
1968	Ken Forsch, P (2nd) Tom Jones, 1B (2nd)
1969	Lute Barnes, SS (2nd)
1970	Bob Beall, 1B Dave Wiggins, UTIL (2nd)
1971	Dan Cunningham, UTIL (2)

All-Northern Division

1972	Dan Cunningham, UTIL
1974	Rob Drahn, DH Greg Jurgenson, P Pete Rowe, OF
1975	Ramon Gonzalez, OF Gail Meier, P Pete Rowe, C Tom Simas, UTIL
1976	Jeff Doyle, UTIL Ken Noble, P Pete Rowe, C
1977	Rich Dodge, OF Jeff Doyle, 2B Pete Rowe, C
1978	Rich Harper, C Bob McNair, 1B Jerry Miller, OF Jerry Yung, UTIL
1979	Dave Backen, UTIL
1980	Al Hunsinger, 3B Bob McNair, 1B
1981	Dave Backen, UTIL Al Hunsinger, 1B (MVP) Todd Thomas, OF
1982	Mike Gorman, P Jim Grove, OF Mickey Riley, 2B Jim Wilson, 1B (MVP)
1983	Jeff Reece, P (MVP) Steve Smith, OF Dain Syverson, 3B Todd Thomas, UTIL
1984	Scott Anderson, P Dain Syverson, 3B
1985	Ken Bowen, SS Dave Brundage, 1B Mel Malinak, 2B John Sipple, P Quinn Williams, 3B
1986	Ken Bowen, SS Dave Brundage, P, OF (MVP) Bryce Hulstrom, P Quinn Williams, 3B
1987	Ken Bowen, SS (MVP) Randy Duke, UTIL Jeff Otis, P Rod Scheckla, P
1988	Ben Johnson, SS Lance Rice, C John Sipple, P
1989	Jeff Brauning, 2B Ben Johnson, SS Jeff Otis, P
1990	Jeff Post, P Aaron Anderson, 1B (2nd) Ben Johnson, SS (2nd) R.A. Neitzel, 3B (2nd) Paul Sanders, C (2nd) Dave Schoppe, UTIL (2nd)

1991	Kevin Hooker, 2B Jeff Post, P (2nd) Paul Sanders, C (2nd) Dave Schoppe, UTIL (2nd)
1992	Jamie Burke, 3B (2nd) Scott Christman, P (2nd)
1993	Jamie Burke, 3B Scott Christman, P (MVP) Kevin Hooker, 2B Randy Hunter, C A.J. Marquardt, OF
1994	Mason Smith, P (MVP) A.J. Marquardt, OF Mike Thurman, P
1995	Kevin Hooker, UTIL Pat Meiwes, 3B Kevin Hooker, 2B (2nd) David Schmidt, C (2nd)
1996	Brandon Hageman, SS Ryan Lipe, 3B Eric Lovinger, P Ryan McDonald, 2B Chris Pine, P David Schmidt, C Chris Wakeland, OF
1997	Ben Bertrand, C Mike Boire, P Andrew Checketts, P Mike Leone, DH Ryan Lipe, 3B Ryan McDonald, 2B Mark Newell, P Jason Stranberg, OF
1998	Andrew Checketts, P (MVP) Ben Bertrand, C Rob Colley, OF Joe Gerber, DH

All-Pacific-10

1999	Joe Gerber, 1B Corrie Wilkie, 2B (HM) B.R. Cook, P (HM)
2000	Joe Gerber, 1B Drew Hedges, OF Brian Barden, 3B (HM) Andy Jarvis, DH (HM) Thad Johnson, P (HM) Scott Nicholson, P (HM)
2001	Brian Barden, 3B Chris Biles, OF Bryan Ingram, C Scott Nicholson, P Josh Carter, OF (HM) Curtis Davis, DH (HM) Thad Johnson, P (HM)
2002	Brian Barden, 3B Will Hudson, SS (HM) Andy Jarvis, 1B (HM) Ty Kline, P (HM) Aaron Mathews, OF (HM) Seth Pietsch, OF (HM) Jared Sanders, P (HM)
2003	Jake Postlewait, P Chris Biles, OF/DH (HM) Tony Calderon, IF (HM) Jacoby Ellsbury, OF (HM) Andy Jarvis, 1B (HM) Aaron Mathews, OF (HM) Seth Pietsch, OF (HM)

2004	Jacoby Ellsbury, OF Aaron Mathews, OF Jake Postlewait, P Kevin Gunderson, P (HM) Paul Richie, C (HM)
2005	Jacoby Ellsbury, OF (co-MVP) Darwin Barney, SS (FOY) Dallas Buck, P Kevin Gunderson, P Andy Jenkins, 1B Jonah Nickerson, P Nate Fogle, P (HM) Ryan Gipson, 2B (HM) Tyler Graham, OF (HM) Anton Maxwell, P (HM) Shea McFeely, 3B (HM)
2006	Cole Gillespie, OF (MVP) Darwin Barney, SS Dallas Buck, P Jonah Nickerson, P Kevin Gunderson, P Mitch Canham, C (HM) Shea McFeely, 3B (HM) Chris Kunda, 2B (DPOY)
2007	Mitch Canham, C Darwin Barney, SS (HM) Eddie Kunz, P (HM) Jordan Lennerton, 1B (HM)
2008	Ryan Ortiz, C Kevin Rhoderick, P (HM) Daniel Robertson, OF (HM) John Wallace, OF (HM)
2009	Ryan Ortiz, C Sam Gaviglio, P (HM) Jared Norris, 1B (HM) Kevin Rhoderick, P (HM) Adalberto Santos, UT (HM) Tyler Waldron, P (HM)
2010	Stefen Romero, 3B Adalberto Santos, OF Matt Boyd, P (HM) Rob Folsom, OF (HM) Greg Peavey, P (HM) Kevin Rhoderick, P (HM)
2011	Tony Bryant, P Sam Gaviglio, P Kavin Keyes, P Carter Bell, 3B (HM) Matt Boyd, P (HM) Ryan Dunn, SS (HM) Josh Osich, P (HM) Tyler Smith, 2B (HM) Andrew Susac, C (HM)

Coach of the Year

Northern Division

1982	Jack Riley
1983	Jack Riley
1986	Jack Riley
1993	Jack Riley
1994	Jack Riley
1997	Pat Casey

Pacific-10

2005	Pat Casey
2006	Pat Casey
2011	Pat Casey

2012 OREGON STATE BASEBALL

OREGON STATE PLAYERS OF THE WEEK

Pac-10/12 Superlatives

Players Of The Week

OSU Total: 59

North Division: 43

Selections By School

Arizona State	99
Stanford	67
Washington State	64
Oregon State	59
Washington	58
Arizona	56
USC	54
UCLA	51
California	45
Oregon	4

Multi OSU Selections

Ken Bowen	3
Ryan Ortiz	2
Andy Jarvis	2
Ryan Lipe	2
Todd Thomas	2
Jeff Reece	2
A.J. Marquadt	2
Quinn Williams	2
Dave Brundage	2
Jim Wilson	2

Pitchers Of The Week

OSU Total: 65

North Division: 46

Selections By School

Stanford	75
Oregon State	65
USC	62
UCLA	60
Arizona State	59
Arizona	46
Washington	41
Washington State	32
California	30
Oregon	2

Multi OSU Selections

Andrew Checketts	8
Scott Christman	6
Chris Pine	5
Sam Gaviglio	3
Dallas Buck	3
Scott Nicholson	3
Eric Lovinger	3
Jeff Post	3
Greg Peavey	2
Mike Thurman	2
Brody Percell	2
Mark Newell	2
Mason Smith	2
Jeff Smith	2
John Sipple	2
Bryce Hulstrom	2
Dave Brundage	2

Pac-10 Players Of The Week

Year	Date	Name	Position
2011	March 8	Andrew Susac	C
	April 11	Ryan Dunn	SS
	April 18	Kavin Keyes	DH
2010	May 31	Adalberto Santos	OF
2009	April 6	Ryan Ortiz	C
2008	March 25	Ryan Ortiz	C
	April 22	Lonnle Lechelt	3B
2006	May 23	Mitch Canham	C
	May 29	Cole Gillespie	OF
2005	April 12	Jacoby Ellsbury	OF
	April 26	Andy Jenkins	1B
2003	April 14	Aaron Mathews	OF
2002	May 6	Andy Jarvis	1B
2001	March 13	Andy Jarvis	1B
	March 27	Bryan Ingram	C
	April 23	Brian Barden	3B

Pac-10 Players Of The Week (North)

Year	Date	Name	Position
1998	February 17	Corrie Wilkie	2B
	March 3	Ryan Lipe	3B
	March 31	Rob Colley	OF
	April 6	Ben Bertrand	C
	April 20	Joe Gerber	1B
	May 11	Troy Schader	SS
1997	March 18	Matt Baillie	1B
	April 15	Ryan Lipe	3B
1996	March 5	David Schmidt	C
	March 19	Mark Leone	IF
	April 15	Chris Wakeland	OF
1995	March 7	Kevin Hooker	2B
1994	March 15	Brent Watts	3B
	April 5	Todd Black	OF
	May 16	A.J. Marquadt	OF
	May 23	A.J. Marquadt	OF
1993	March 9	Jim Champion	1B
1992	March 3	Randy Hunter	C
1991	March 26	Aaron Anderson	1B
1990	May 7	R.A. Neitzel	3B
1989	May 1	Scott Sanders	OF
	May 8	Brent Hahn	C
	May 15	Ben Johnson	SS
1988	May 9	Troy Haugen	3B
1987	March 23	Ken Bowen	SS
	April 6	Lance Rice	C
	May 3	Ken Bowen	SS
1986	April 14	Quinn Williams	SS
	April 21	Tim Lambert	3B
1985	March 3	Ken Bowen	SS
	April 1	Quinn Williams	SS
	April 8	Dave Brundage	1B
	May 6	Dave Brundage	1B
1984	March 26	Gary Hamilton	OF
	April 16	Scott Anderson	RHP
1983	May 2	Todd Thomas	SS
	May 16	Jeff Reece	RHP
	May 23	Jeff Reece	RHP
1982	April 19	Jim Wilson	1B
	April 26	Mike Gorman	RHP
	May 10	Jim Wilson	1B
1981	April 13	Todd Thomas	OF

Pac-10 Pitchers Of The Week

Year	Date	Name	Position
2011	March 1	Sam Gaviglio	RHP
	March 21	Sam Gaviglio	RHP
	May 2	Josh Osich	LHP
2010	March 1	Greg Peavey	RHP
	March 22	Tanner Robles	LHP
	April 12	Greg Peavey	RHP
	May 31	Sam Gaviglio	RHP
2006	May 23	Dallas Buck	RHP
2005	February 22	Anton Maxwell	LHP
	May 17	Dallas Buck	RHP
	May 24	Dallas Buck	RHP
2004	March 23	Andy Baldwin	RHP
	April 27	Kevin Gunderson	LHP
2002	April 29	Ben Rowe	RHP
2001	April 2	Scott Nicholson	LHP
	May 21	Scott Nicholson	LHP
2000	May 28	Scott Nicholson	LHP
1999	February 23	B.R. Cook	RHP
	April 26	B.R. Cook	RHP






Pac-10 Pitchers Of The Week (North)

Year	Date	Name	Position
1998	February 17	Andrew Checketts	RHP
	February 24	Chris Pine	RHP
	March 3	Andrew Checketts	RHP
	March 10	Brody Percell	LHP
	March 24	Andrew Checketts	RHP
	March 31	Andrew Checketts	RHP
	April 13	Chris Pine	RHP
	April 20	Brody Percell	LHP
	May 4	Andrew Checketts	RHP
1997	March 18	Mark Newell	RHP
	April 1	Mark Newell	RHP
	May 6	Andrew Checketts	RHP
	May 13	James Bronson	RHP
1996	March 5	Eric Lovinger	RHP
	March 19	Chris Pine	RHP
	April 8	Andrew Checketts	RHP
	April 22	Andrew Checketts	RHP
	April 29	Chris Pine	RHP
	May 6	Chris Pine	RHP
	May 13	Eric Lovinger	RHP
1995	March 14	Kevin Hooker	RHP
1994	March 22	Mason Smith	RHP
	April 5	Mike Thurman	RHP
	April 11	Eric Lovinger	RHP
	May 16	Mason Smith	RHP
1993	March 23	Mike Thurman	RHP
	April 12	Scott Christman	LHP
	April 19	Scott Christman	LHP
	May 17	Scott Christman	LHP
	May 24	Scott Christman	LHP
1992	March 17	Scott Christman	LHP
	March 30	Jeff Post	RHP
	April 27	Scott Christman	LHP
1991	March 26	Jeff Smith	RHP
	April 16	Jeff Post	RHP
	May 14	Jeff Smith	RHP
1990	May 7	Jeff Post	RHP
1988	May 2	John Sipple	LHP
	May 9	John Sipple	LHP
1987	March 23	Chris Payne	RHP
	April 27	Rod Scheckla	RHP
	May 10	Jeff Otis	RHP
1986	March 31	Bryce Hulstrom	LHP
	April 14	Bryce Hulstrom	LHP
	April 28	Dave Brundage	LHP
	May 5	Dave Brundage	LHP

2012 OREGON STATE BASEBALL

ACADEMIC HONORS

Academic All-Americans

				
Ken Bowen 1986 & 1987	Bryan Ganter 1986 & 1987	Mason Smith 1994	Ben Bertrand 1998	Mitch Canham 2007
Marketing	Pre-Medicine	Business	Science	Business Administration
3.60 GPA	3.65 GPA	3.83 GPA	3.46 GPA	3.53 GPA


Pac-10/12 Conference All-Academic

(MVP)-denotes player was on first team; (2nd)
- denotes player was named to second team;
(HM) - denotes honorable mention.

Year	Player	Year	Team
1991	David Anderson	Jr.	1st
	Mason Smith	Fr.	1st
	Paul Sanders	Sr.	2nd
	Kevin Hooker	Fr.	HM
	Jon Yonemitsu	So.	HM
1992	David Anderson	Sr.	1st
	Mason Smith	So.	1st
1993	Mason Smith	Jr.	1st
1994	Mason Smith	Sr.	1st
1996	Ryan Lipe	So.	1st
	Mitch Gregg	So.	HM
1997	Ben Bertrand	Jr.	1st
	Ryan Lipe	Jr.	1st
1998	Ben Bertrand	Sr.	1st
	Ryan Lipe	Sr.	1st
	B.R. Cook	So.	HM
	Curtis Davis	RFr.	HM
1999	B.R. Cook	Jr.	1st
	Jeff Sakamoto	Sr.	1st
	Paul Hansen	So.	HM

Year	Player	Year	Team
2000	Paul Hansen	Jr.	HM
	Tim Dryden	Sr.	HM
2001	Stephen Copeland	So.	1st
	Thad Johnson	Sr.	1st
	Zach Gordon	Sr.	2nd
	Mark McLemore	So.	HM
	Pat Stevens	Jr.	HM
2002	Stephen Copeland	Jr.	1st
	Tom Creighton	Sr.	HM
	Mark McLemore	Jr.	HM
	Ben Rowe	So.	HM
2003	Stephen Copeland	Sr.	1st
	Kane TenPas	Jr.	1st
	Ben Rowe	Jr.	HM
	Mike Ekstrom	So.	HM
2004	Jacoby Ellsbury	So.	HM
	Billy Munich	So.	HM
	Ben Rowe	Sr.	HM
2005	Mitch Canham	RFr.	2nd
	Jacoby Ellsbury	Jr.	HM
	Jake McCormick	So.	HM
	Billy Munich	Jr.	HM
	Kurt Steele	Jr.	HM

Year	Player	Year	Team
2006	Mitch Canham	So.	1st
	Jake McCormick	Jr.	HM
2007	Mitch Canham	Jr.	1st
	Joey Lakowski	Sr.	1st
	Joe Paterson	Jr.	2nd
	Jake McCormick	Sr.	HM
	Scott Santschi	Sr.	HM
	John Wallace	So.	HM
2008	Braden Wells	Sr.	2nd
	Jason Ogata	Jr.	HM
	Ryan Ortiz	So.	HM
	John Wallace	Jr.	HM
2009	John Wallace	Sr.	2nd
	Rob Folsom	Jr.	HM
	Ryan Ortiz	Jr.	HM
	Kraig Sitton	So.	HM
2010	Rob Folsom	Sr.	2nd
	Kraig Sitton	Jr.	HM
2011	Ryan Barnes	So.	HM
	Parker Berberet	Sr.	HM
	Garrett Nash	So.	HM



Ben Bertrand



John Wallace

2012 OREGON STATE BASEBALL

OREGON STATE IN THE PROS 2011/MAJOR LEAGUERS

Hitters

Player	Org.	Team	Avg.	G	AB	R	H	2B	3B	HR	RBI	TB	BB	SO	SB	CS	OBP	SLG
Barden, Brian	TEX	Round Rock (AAA)	.357	53	207	38	74	18	1	7	38	115	17	33	1	1	.403	.556
Barney, Darwin	CHC	Chicago Cubs (MLB)	.276	143	529	66	146	23	6	2	43	187	22	67	9	2	.313	.353
Bell, Carter	AZ	Yakima Bears (A)	.270	41	163	15	44	8	2	1	17	59	11	31	1	0	.320	.362
Berberet, Parker	MIL	Helena (R)	.243	65	251	39	61	15	2	7	40	101	30	68	0	3	.325	.402
Canham, Mitch	OAK	Sacramento (AAA)	.280	8	25	2	7	0	0	0	0	7	5	7	0	0	.400	.280
	OAK	Midland (AA)	.226	45	155	22	35	5	2	0	18	44	15	30	2	0	.299	.284
Ellsbury, Jacoby	BOS	Boston (MLB)	.321	158	660	119	212	46	5	32	105	364	52	98	39	15	.552	.376
Gillespie, Cole	AZ	Arizona (MLB)	.333	5	6	2	2	0	0	1	4	5	1	1	0	0	.833	.429
		Reno (AAA)	.300	137	484	100	145	19	16	12	79	232	81	91	24	5	.405	.479
Graham, Tyler	SF	Fresno (AAA)	.273	127	414	82	113	18	3	1	31	140	31	80	60	12	.337	.338
Hopkins, Chris	TOR	Dunedin (A)	.222	58	135	20	30	0	0	0	13	40	23	32	11	1	.348	.296
Lennerton, Jordan	DET	Lakeland (A)	.285	136	484	75	138	33	1	14	75	215	92	125	0	0	.397	.444
Ortiz, Ryan	OAK	Midland (AA)	.237	47	152	19	36	4	0	2	14	46	21	40	2	0	.357	.303
	OAK	Stockton (A)	.340	28	97	17	33	5	0	4	21	50	21	22	2	0	.455	.515
Robertson, Daniel	SD	San Antonio (AA)	.283	124	438	97	124	23	5	5	44	172	55	51	20	6	.370	.393
Romero, Stefen	SEA	Clinton (A)	.280	116	429	62	120	22	4	16	65	198	32	69	16	9	.342	.462
Santos, Adalberto	PIT	Bradenton (A)	.314	105	353	59	111	22	7	7	49	168	45	52	27	4	.392	.476
Stamps, Brian	ATL	Braves (R)	.206	43	97	15	20	1	0	2	8	27	5	40	6	2	.267	.278
	ATL	Danville (R)	.000	3	7	0	0	0	0	0	0	0	0	3	0	0	.000	.000
Susac, Andrew	SF	DID NOT PLAY - Signed Late																
Wong, Joey	COL	Asheville (A)	.286	101	360	43	103	20	3	6	55	147	27	61	8	9	.353	.408

Pitchers

Pitcher	Org.	Team	W	L	ERA	G	GS	CG	SHO	SV	IP	H	R	ER	HR	BB	SO	AVG
Baldwin, Andy	MIN	Rochester (AAA)	7	13	5.51	25	24	2	0	0	143.2	160	92	88	33	34	107	.279
Ekstrom, Mike	TB	Tampa Bay (MLB)	0	0	0.00	1	0	0	0	0	1.0	1	0	0	0	0	1	.250
	TB	Durham (AAA)	6	4	4.35	46	1	0	0	5	68.1	75	37	33	5	29	65	.280
Gaviglio, Sam	STL	Batavia (A)	0	0	0.00	2	0	0	0	0	4.0	2	0	0	0	0	4	.143
Kunz, Eddie	SD	San Antonio (AA)	2	1	4.30	52	0	0	0	0	73.1	72	42	35	4	34	27	.266
Nygren, James	FL	Jupiter (A)	0	0	9.00	1	0	0	0	0	2.0	4	2	2	1	1	1	.444
	FL	Marlins (R)	4	1	1.36	19	0	0	0	6	33.0	19	9	5	1	5	34	.162
Osich, Josh	SF	DID NOT PLAY - Signed Late																
Paterson, Joe	AZ	Arizona (MLB)	0	1	2.91	62	0	0	0	1	34.0	28	11	11	1	15	28	.224
Peavey, Greg	NYM	St. Lucie (A)	5	4	3.97	13	10	1	0	0	59.0	66	31	26	1	15	39	.289
	NYM	Savannah (A)	6	2	3.12	14	14	0	0	0	78.0	75	31	27	3	11	69	.256
Reyes, Jorge	SD	San Antonio (AA)	10	3	3.12	33	20	0	0	0	112.2	111	42	39	6	30	98	.261
Robles, Tanner	CIN	Dayton (A)	7	9	5.40	21	20	1	0	0	86.2	83	67	52	8	69	85	.249
	CIN	Reds (R)	2	0	2.77	3	2	0	0	0	13.0	7	4	4	0	6	17	.152
Sitton, Kraig	COL	Asheville (A)	7	1	4.59	53	0	0	0	0	68.2	82	45	35	11	15	53	.307
Stutes, Mike	PHI	Philadelphia (MLB)	6	2	3.63	57	0	0	0	0	62.0	49	25	25	7	28	58	.218
	PHI	Scranton-WB (AAA)	2	1	1.80	7	0	0	0	1	10.0	9	3	2	0	4	14	.243
Turpen, Daniel	COL	Tulsa (AA)	2	4	4.83	48	1	0	0	11	59.2	63	34	32	5	35	33	.284
Waldron, Tyler	PIT	Bradenton (A)	4	1	4.25	7	5	0	0	0	29.2	35	15	14	3	5	16	.297
	PIT	West Virginia (A)	7	6	4.82	19	17	0	0	0	97.0	91	53	52	14	26	64	.244

Former Beavers In The Major Leagues



SCOTT ANDERSON (1981-1984)

Year	Club	W	L	G	GS	CG	SHO	SV	IP	H	R	ER	BB	SO	ERA
1987	Texas (AL)	0	1	8	0	0	0	0	11.1	17	12	12	8	6	9.53
1990	Montreal (NL)	0	1	4	3	0	0	0	18.0	12	6	6	5	16	3.00
1995	Kansas City (AL)	1	0	6	4	0	0	0	25.1	29	15	15	8	6	5.33
MLB Totals (3 seasons)		1	2	18	7	0	0	0	54.2	58	33	33	21	28	5.43
OSU Career (4 seasons)		25	17	67	40	19	1	5	325.2	291	171	126	147	258	3.48



BRIAN BARDEN (2000-2002)

Year	Club	AVG	GP	AB	R	H	2B	3B	HR	RBI	SLG	BB	SO	OBA	SB
2007	Arizona (NL)	.083	8	12	0	1	0	0	0	0	.083	0	3	.083	0
2007	St. Louis (NL)	.217	15	23	6	5	1	0	0	0	.261	2	4	.280	0
2008	St. Louis (NL)	.222	9	9	0	2	0	0	0	1	.222	0	4	.222	0
2009	St. Louis (NL)	.233	52	103	13	24	3	0	4	10	.379	6	21	.286	0
2010	Florida (NL)	.179	35	28	2	5	0	0	0	3	.179	3	12	.281	0
MLB Totals (4 seasons)		.211	119	175	21	37	4	0	4	14	.302	11	44	.258	0
OSU Career (3 seasons)		.362	156	150	148	231	39	5	25	154	.556	51	86	.417	9



LUTE BARNES (1967-1969)

Year	Club	AVG	GP	AB	R	H	2B	3B	HR	RBI	SLG	BB	SO	OBA	SB
1972	New York (NL)	.236	24	72	5	17	2	2	0	6	.319	6	4	.291	0
1973	New York (NL)	.500	3	2	2	1	0	0	0	1	.500	0	1	.500	0
MLB Totals (2 seasons)		.243	27	74	7	18	2	2	0	7	.324	6	5	.296	0
OSU Career (3 seasons)		.287	-	429	-	123	15	7	2	39	.368	-	-	-	25


2012 OREGON STATE BASEBALL

OREGON STATE IN THE MAJOR LEAGUES



DARWIN BARNEY (2005-2007)

Year	Club	AVG	GP	AB	R	H	2B	3B	HR	RBI	SLG	BB	SO	OBA	SB
2010	Chicago (NL)	.241	30	79	12	19	4	0	0	2	.291	6	12	.294	0
2011	Chicago (NL)	.276	143	529	66	146	23	6	2	43	.313	22	67	.353	9
MLB Totals (2 seasons)		.261	173	608	78	165	27	6	2	45	.310	28	79	.345	9
OSU Career (3 seasons)		.311	191	765	152	238	40	6	7	136	.407	99	73	.396	36




BOB BEALL (1968-1970)

Year	Club	AVG	GP	AB	R	H	2B	3B	HR	RBI	SLG	BB	SO	OBA	SB
1975	Atlanta (NL)	.226	20	31	2	7	2	0	0	1	.290	6	9	.351	0
1978	Atlanta (NL)	.243	108	185	29	45	8	0	1	16	.303	36	27	.368	4
1979	Atlanta (NL)	.133	17	15	1	2	2	0	0	1	.267	3	4	.263	0
1980	Pittsburgh (NL)	.000	3	3	0	0	0	0	0	0	.000	0	1	.000	0
MLB Totals (4 seasons)		.231	148	234	32	54	12	0	1	18	.295	45	41	.355	4
OSU Career (3 seasons)		.269	-	357	-	96	16	8	7	58	.417	-	-	-	22



JAMIE BURKE (1992-1993)

Year	Club	AVG	GP	AB	R	H	2B	3B	HR	RBI	SLG	BB	SO	OBA	SB
2001	Anaheim (AL)	.200	9	5	1	1	0	0	0	0	.200	0	2	.200	0
2003	Chicago (AL)	.375	6	8	0	3	0	0	0	2	.375	0	0	.375	0
2004	Chicago (AL)	.333	57	120	22	40	9	0	0	15	.408	10	13	.386	0
2005	Chicago (AL)	.000	1	0	0	0	0	0	0	0	.000	0	0	.000	0
2007	Seattle (AL)	.301	50	113	19	34	8	0	1	12	.398	7	17	.363	0
2008	Seattle (AL)	.261	48	92	10	24	3	0	1	8	.326	5	7	.303	0
2009	Seattle (AL)	.122	13	41	1	5	0	0	1	1	.195	2	13	.163	0
2009	Washington (NL)	.100	6	10	0	1	0	0	0	1	.100	1	5	.167	0
2010	Washington (NL)	.000	1	0	0	0	0	0	0	0	.000	0	0	.000	0
MLB Totals (8 seasons)		.277	191	390	53	108	20	0	3	39	.351	25	57	.328	0
OSU Career (2 seasons)		.341	89	317	66	108	18	4	2	67	.441	52	38	.434	-



ED COLEMAN (1924)

Year	Club	AVG	GP	AB	R	H	2B	3B	HR	RBI	SLG	BB	SO	OBA	SB
1932	Philadelphia (AL)	.342	26	73	13	25	7	1	1	13	.507	1	6	.351	1
1933	Philadelphia (AL)	.281	102	388	48	109	26	3	6	68	.410	19	51	.318	0
1934	Philadelphia (AL)	.280	101	329	53	92	14	6	14	60	.486	29	34	.342	0
1935	Philadelphia (AL)	.077	10	13	0	1	0	0	0	0	.077	0	3	.077	0
1935	St. Louis (AL)	.287	108	397	66	114	15	9	17	71	.499	53	41	.373	0
1936	St. Louis (AL)	.292	92	137	13	40	5	4	2	34	.431	15	17	.366	0
MLB Totals (5 seasons)		.285	439	1337	193	381	67	23	40	246	.459	117	152	.345	1



JEFF DOYLE (1975-1977)

Year	Club	AVG	GP	AB	R	H	2B	3B	HR	RBI	SLG	BB	SO	OBA	SB
1983	St. Louis (NL)	.297	13	37	4	11	1	2	0	2	.432	1	3	.316	0
MLB Totals (1 season)		.297	13	37	4	11	1	2	0	2	.432	1	3	.316	0
OSU Career (3 seasons)		.317	-	407	109	129	22	9	7	64	.469	-	-	-	54



GLENN ELLIOTT (1940-1942)

Year	Club	W	L	G	GS	CG	SHO	SV	IP	H	R	ER	BB	SO	ERA
1947	Boston (NL)	0	1	11	0	0	0	1	19.0	18	10	10	11	8	4.74
1948	Boston (NL)	1	0	1	1	0	0	0	3.0	5	1	1	1	2	3.00
1949	Boston (NL)	3	4	22	6	1	0	0	68.1	70	35	30	27	15	3.95
MLB Totals (3 seasons)		4	5	34	7	1	0	1	90.1	93	46	41	39	25	4.08



MIKE EKSTROM (2002-03)

Year	Club	W	L	G	GS	CG	SHO	SV	IP	H	R	ER	BB	SO	ERA
2008	San Diego (NL)	0	2	8	0	0	0	0	9.2	14	8	8	7	6	7.45
2009	San Diego (NL)	0	0	12	0	0	0	0	18.1	21	14	13	8	19	6.38
2010	Tampa Bay (AL)	0	1	15	0	0	0	0	16.1	12	6	6	9	10	3.31
2011	Tampa Bay (AL)	0	0	1	0	0	0	0	1.0	1	0	0	0	1	0.00
MLB Totals (4 seasons)		0	3	36	0	0	0	0	45.1	48	28	27	24	36	5.36
OSU Career (2 seasons)		3	2	41	1	0	0	3	64.2	86	49	41	36	29	5.71



JACOBY ELLSBURY (2003-2005)

Year	Club	AVG	GP	AB	R	H	2B	3B	HR	RBI	SLG	BB	SO	OBA	SB
2007	Boston (AL)	.353	33	116	20	41	7	1	3	18	.509	8	15	.394	9
2008	Boston (AL)	.280	145	554	98	155	22	7	9	47	.394	41	80	.336	50
2009	Boston (AL)	.301	153	624	94	182	27	10	8	60	.415	49	74	.355	70
2010	Boston (AL)	.192	16	78	10	15	4	0	0	5	.244	4	9	.241	7
2011	Boston (AL)	.321	158	660	119	212	46	5	32	105	.552	52	98	.376	39
MLB Totals (5 seasons)		.301	507	2032	341	611	106	23	52	235	.452	154	276	.354	175
OSU Career (3 seasons)		.365	160	646	168	236	37	8	16	101	.522	92	71	.464	60

2012 OREGON STATE BASEBALL

OREGON STATE IN THE MAJOR LEAGUES



KEN FORSCH (1967-1968)

Year	Club	W	L	G	GS	CG	SHO	SV	IP	H	R	ER	BB	SO	ERA
1970	Houston (NL)	1	2	4	4	1	0	0	24.0	28	15	15	5	13	5.63
1971	Houston (NL)	8	8	33	23	7	2	0	188.1	162	60	53	53	131	2.53
1972	Houston (NL)	6	8	30	24	1	0	0	156.1	163	75	68	62	113	3.91
1973	Houston (NL)	9	12	46	26	5	0	4	201.1	197	101	94	74	149	4.20
1974	Houston (NL)	8	7	70	0	0	0	10	103.1	98	38	32	37	48	2.79
1975	Houston (NL)	4	8	34	9	2	0	2	109.0	114	42	39	30	54	3.22
1976	Houston (NL)	4	3	52	0	0	0	19	92.0	76	23	22	26	49	2.15
1977	Houston (NL)	5	8	42	5	0	0	8	86.0	80	32	26	28	45	2.72
1978	Houston (NL)	10	6	52	6	4	2	7	133.1	136	44	40	37	71	2.70
1979	Houston (NL)	11	6	26	24	10	2	0	177.2	155	67	60	35	58	3.04
1980	Houston (NL)	12	13	32	32	6	3	0	222.1	230	90	79	41	84	3.20
1981	California (AL)	11	7	20	20	10	4	0	153.0	143	54	49	27	55	2.88
1982	California (AL)	13	11	37	35	12	4	0	228.0	225	108	98	57	73	3.87
1983	California (AL)	11	12	31	31	11	1	0	219.1	226	107	99	61	81	4.06
1984	California (AL)	1	1	2	2	1	0	0	16.1	14	4	4	3	10	2.20
1986	California (AL)	0	1	10	0	0	0	1	17.0	24	21	18	10	13	9.53
MLB Totals (16 seasons)		114	113	521	241	70	18	51	2127.1	2071	881	796	586	1047	3.37
OSU Career (2 seasons)		13	6	-	-	-	-	-	157.1	117	-	37	56	184	2.12



COLE GILLESPIE (2004-2006)

Year	Club	AVG	GP	AB	R	H	2B	3B	HR	RBI	SLG	BB	SO	OBA	SB
2010	Arizona (NL)	.231	45	104	11	24	8	0	2	12	.365	7	29	.283	1
2011	Arizona (NL)	.333	5	6	2	2	0	0	1	4	.833	1	1	.429	0
MLB Totals (1 season)		.236	50	110	13	26	8	0	3	16	.391	8	30	.292	1
OSU Career (3 seasons)		.348	132	394	117	137	33	8	14	79	.579	77	64	.467	19



DON JOHNSON (1932)

Year	Club	AVG	GP	AB	R	H	2B	3B	HR	RBI	SLG	BB	SO	OBA	SB
1943	Chicago (NL)	.190	10	42	5	8	2	0	0	1	.238	2	4	.227	0
1944	Chicago (NL)	.278	154	608	50	169	37	1	2	71	.352	28	48	.311	8
1945	Chicago (NL)	.302	138	557	94	168	23	2	2	58	.361	32	34	.343	9
1946	Chicago (NL)	.242	83	314	37	76	10	1	1	19	.290	26	39	.306	6
1947	Chicago (NL)	.259	120	402	33	104	17	2	3	26	.333	24	45	.302	2
1948	Chicago (NL)	.250	6	12	0	3	0	0	0	0	.250	0	1	.250	1
MLB Totals (6 seasons)		.273	511	1935	219	528	89	6	8	175	.337	112	171	.315	26



EDDIE KUNZ (2005-2007)

Year	Club	W	L	G	GS	CG	SHO	SV	IP	H	R	ER	BB	SO	ERA
2008	New York (NL)	0	0	4	0	0	0	0	2.2	5	4	4	1	1	13.50
MLB Totals (1 season)		0	0	4	0	0	0	0	2.2	5	4	4	1	1	13.50
OSU Career (3 seasons)		10	2	73	0	0	0	12	100.1	77	45	34	46	81	3.05



JOHN LEOVICH (1940)

Year	Club	AVG	GP	AB	R	H	2B	3B	HR	RBI	SLG	BB	SO	OBA	SB
1941	Philadelphia (AL)	.500	1	2	0	1	1	0	0	0	1.000	0	0	.500	0
MLB Totals (1 season)		.500	1	2	0	1	1	0	0	0	1.000	0	0	.500	0



STEVE LYONS (1979-1981)

Year	Club	AVG	GP	AB	R	H	2B	3B	HR	RBI	SLG	BB	SO	OBA	SB
1985	Boston (AL)	.264	133	371	52	98	14	3	5	30	.358	32	64	.322	12
1986	Boston (AL)	.250	59	124	20	31	7	2	1	14	.363	12	23	.312	2
1986	Chicago (AL)	.203	42	123	10	25	2	1	0	6	.236	7	24	.248	2
1987	Chicago (AL)	.280	76	193	26	54	11	1	1	19	.363	12	37	.320	3
1988	Chicago (AL)	.269	146	472	59	127	28	3	5	45	.373	32	59	.313	1
1989	Chicago (AL)	.264	140	443	51	117	21	3	2	50	.339	35	68	.317	9
1990	Chicago (AL)	.192	94	146	22	28	6	1	1	11	.267	10	41	.245	1
1991	Boston (AL)	.241	87	212	15	51	10	1	4	17	.354	11	35	.277	10
1992	Atlanta (NL)	.071	11	14	0	1	0	1	0	1	.214	0	4	.071	0
1992	Montreal (NL)	.231	16	13	2	3	0	0	0	1	.231	1	3	.286	1
1992	Boston (AL)	.250	21	28	3	7	0	1	0	2	.321	2	1	.300	0
1993	Boston (AL)	.130	28	23	4	3	1	0	0	0	.174	2	5	.200	1
MLB Totals (9 seasons)		.252	853	2162	264	545	100	17	19	196	.340	156	364	.301	42
OSU Career (3 seasons)		.237	132	476	96	113	16	6	12	88	.372	99	48	.467	43

2012 OREGON STATE BASEBALL

OREGON STATE IN THE MAJOR LEAGUES



HOWARD MAPLE (1927-1929)

Year	Club	AVG	GP	AB	R	H	2B	3B	HR	RBI	SLG	BB	SO	OBA	SB
1932	Washington (AL)	.244	44	41	6	10	0	1	0	7	.293	7	7	.367	0
MLB Totals (1 season)		.244	44	41	6	10	0	1	0	7	.293	7	7	.367	0




MARK McLEMORE (2000-2002)

Year	Club	W	L	G	GS	CG	SHO	SV	IP	H	R	ER	BB	SO	ERA
2007	Houston (NL)	3	0	29	0	0	0	0	35.0	38	17	15	18	35	3.86
MLB Totals (1 season)		3	0	29	0	0	0	0	35.0	38	17	15	18	35	3.86
OSU Career (3 seasons)		3	9	40	22	0	0	0	103.2	125	90	78	59	78	6.77



JOE PATERSON (2006-2007)

Year	Club	W	L	G	GS	CG	SHO	SV	IP	H	R	ER	BB	SO	ERA
2011	Arizona (NL)	0	1	62	0	0	0	1	34.0	28	11	11	15	28	2.91
MLB Totals (1 season)		0	1	62	0	0	0	1	34.0	28	11	11	15	28	2.91
OSU Career (2 seasons)		11	7	52	18	0	0	3	160.1	152	71	66	40	106	3.70



WES SCHULMERICH (1925-1927)

Year	Club	AVG	GP	AB	R	H	2B	3B	HR	RBI	SLG	BB	SO	OBA	SB
1931	Boston (NL)	.309	95	327	36	101	17	7	2	43	.422	28	30	.363	0
1932	Boston (NL)	.260	119	404	47	105	22	5	11	57	.421	27	61	.260	5
1933	Boston (NL)	.247	29	85	10	21	6	1	1	13	.376	5	10	.289	0
1933	Philadelphia (NL)	.334	97	365	53	122	19	4	8	59	.474	32	45	.394	1
1934	Philadelphia (NL)	.250	15	52	2	13	1	0	0	1	.269	4	8	.316	0
1934	Cincinnati (NL)	.263	74	209	21	55	7	3	5	19	.402	22	43	.333	1
MLB Totals (4 seasons)		.289	429	1442	169	417	73	20	27	192	.424	118	197	.347	7



MIKE STUTES (2006-2008)

Year	Club	W	L	G	GS	CG	SHO	SV	IP	H	R	ER	BB	SO	ERA
2011	Philadelphia (NL)	6	2	57	0	0	0	0	62.0	49	25	25	28	58	3.63
MLB Totals (1 season)		6	2	57	0	0	0	0	62.0	49	25	25	28	58	3.63
OSU Career (3 seasons)		24	11	53	50	1	0	0	302.0	277	159	140	139	287	4.17



MIKE THURMAN (1992-1994)

Year	Club	W	L	G	GS	CG	SHO	SV	IP	H	R	ER	BB	SO	ERA
1997	Montreal (NL)	1	0	5	2	0	0	0	11.2	8	9	7	4	8	5.40
1998	Montreal (NL)	4	5	14	13	0	0	0	67.0	60	38	35	26	32	4.70
1999	Montreal (NL)	7	11	29	27	0	0	0	146.2	140	84	66	52	85	4.05
2000	Montreal (NL)	4	9	17	17	0	0	0	88.1	112	69	63	46	52	6.42
2001	Montreal (NL)	9	11	28	26	0	0	0	147.0	172	90	87	50	96	5.33
2002	New York (AL)	1	0	12	2	0	0	0	33.0	45	21	19	12	23	5.18
MLB Totals (6 seasons)		26	36	105	87	0	0	0	493.2	537	311	277	190	296	5.05
OSU Career (3 seasons)		17	5	43	26	13	3	1	213.0	215	99	86	72	176	3.63



CHRIS WAKELAND (1995-1996)

Year	Club	AVG	GP	AB	R	H	2B	3B	HR	RBI	SLG	BB	SO	OBA	SB
2001	Detroit (AL)	.250	10	36	5	9	2	0	2	6	.472	0	13	.250	0
MLB Totals (1 season)		.250	10	36	5	9	2	0	2	6	.472	0	13	.250	0
OSU Career (2 seasons)		.341	95	346	82	118	25	6	15	82	.535	35	87	.402	9



JIM WILSON (1980-1982)

Year	Club	AVG	GP	AB	R	H	2B	3B	HR	RBI	SLG	BB	SO	OBA	SB
1985	Cleveland (AL)	.357	4	14	2	5	0	0	0	4	.357	1	3	.400	0
1989	Seattle (AL)	.000	5	8	0	0	0	0	0	0	.000	0	3	.000	0
MLB Totals (2 seasons)		.227	9	22	2	5	0	0	0	4	.227	1	6	.261	0
OSU Career (3 seasons)		.316	107	342	89	108	28	1	27	105	.640	61	65	.419	1

2012 OREGON STATE BASEBALL

OREGON STATE IN THE MAJOR LEAGUE DRAFT

Where OSU players were drafted by Major League Baseball teams at the conclusion of their college careers (June regular draft, unless otherwise noted).

Year	Player	Pos.	Round	Team
1968	Ken Forsch	RHP	18	Houston
1969	Lute Barnes	2B	21	New York Mets
1970	Bob Beall %	1B-OF	28	Philadelphia
	Jerry Johnson	LHP	2	New York Yankees
1971	Curt Daniels %	SS	8	Baltimore
1974	Greg Jurgenson	LHP	10	Houston
1975	Andrew Mason %	3B	3	Texas
	Steve Wilkins %	OF	3	Pittsburgh
1977	Tom Costello %	RHP	4	Minnesota
	Scott Anderson	RHP	4	Montreal
	Jeff Doyle	SS	6	St. Louis
	Pete Rowe	C	11	Toronto
	Tom Chamberlain	RHP	11	St. Louis
1980	Bob McNair	1B	4	Toronto
1981	Steve Lyons	SS-OF	1	Boston
	Al Hunsinger	1B	16	St. Louis
1982	Jim Wilson	1B	2	Cleveland
	Mike Gorman	RHP	21	Oakland
1983	Rob Holbrook %	RHP	2	Toronto
	Jeff Reece	LHP	3	Milwaukee
	Steve Smith	OF	11	Cleveland
	Todd Thomas	OF	31	San Francisco
1984	Scott Anderson	RHP	7	Texas
	Dain Syverson	SS-C	20	Cleveland
	Lindsey Johnson	C	21	Pittsburgh
1986	Dave Brundage	OF-LHP	4	Philadelphia
	Bryce Hulstrom	LHP	9	Chicago White Sox
	Keith Krafve	3B	31	San Francisco
1987	Ken Bowen	SS	6	Kansas City
	Rich Duke	C	24	Atlanta
	Bryan Ganter	OF	27	Cincinnati
1988	Lance Rice	C	15	Los Angeles
	John Sipple	LHP	16	Texas
	Rod Scheckla	RHP	26	Houston
1989	Jeff Brauning	IF	26	San Francisco
1990	Ben Johnson	SS	29	Pittsburgh
1991	Paul Sanders	C	32	Kansas City
	Jeff Smith	RHP	44	Kansas City
1993	Scott Christman	LHP	1	Chicago White Sox
	Jamie Burke	3B	9	California
1994	Mike Thurman &	RHP	1	Montreal
	Mason Smith	RHP	18	Toronto
	Jim Champion	1B	32	Minnesota
1995	Kevin Hooker	RHP-2B	31	Philadelphia
1996	David Schmidt	C	8	St. Louis
	Chris Wakeland	OF	15	Detroit
	Eric Lovinger	RHP	41	Los Angeles
1997	Joe Messman	RHP	7	Houston
	Tyler Swinburnson	RHP	16	Cleveland
1998	Chris Pine	RHP	5	Milwaukee
	Brody Percell	LHP	7	Cleveland
	Andrew Checketts	RHP	21	Boston
	Matt Bailie	1B-RHP	22	Philadelphia
1999	B.R. Cook	RHP	3	St. Louis
	Troy Schader	SS	21	San Diego
2000	Joe Gerber	1B	24	Detroit
2001	Scott Nicholson	LHP	8	Colorado
	Bryan Ingram	C	12	Colorado
	Josh Carter	OF	14	San Diego
2002	Mark McLemore	LHP	4	Houston
	Brian Barden	3B	6	Arizona
	Will Hudson	SS	20	New York Mets

Year	Player	Pos.	Round	Team
2003	Seth Pietsch	OF	8	New York Mets
	Levi Webber	1B	25	St. Louis
	Bill Rowe ^	RHP	24	Texas
2004	Andy Baldwin	RHP	5	Philadelphia
	Jake Postlewait	LHP	7	Colorado
	Kyle Aselton	LHP	11	Minnesota
	Jared Sanders	RHP	14	Cincinnati
	Aaron Mathews	OF	19	Toronto
	Nathan Pendley	LHP	19	San Francisco
2005	Jacoby Ellsbury	OF	1	Boston
	Andy Jenkins	1B	11	Florida
	Nate Fogle	RHP	11	Texas
	Tyler Graham ^	OF	14	Chicago Cubs
2006	Dallas Buck	RHP	3	Arizona
	Cole Gillespie	OF	3	Milwaukee
	Kevin Gunderson	LHP	5	Atlanta
	Jonah Nickerson	RHP	7	Detroit
	Tyler Graham	OF	19	San Francisco
	Chris Kunda	2B	19	New York Yankees
	Shea McFeely	3B	28	Arizona
	Mitch Canham ^	C	41	St. Louis
	Jon Koller	RHP	48	New York Mets
2007	Eddie Kunz	RHP	1	New York Mets
	Mitch Canham &	C	1	San Diego
	Darwin Barney	SS	4	Chicago Cubs
	Daniel Turpen	RHP	8	San Francisco
	Mike Stutes ^	RHP	9	St. Louis
	Joe Paterson	LHP	10	San Francisco
	Anton Maxwell	LHP	31	Texas
	Chris Hopkins ^	OF	44	Kansas City
2008	Mike Stutes	RHP	11	Philadelphia
	Lonnie Lechelt	IF	21	Florida
	Chris Hopkins	OF	24	Toronto
	Mark Grbavac ^	RHP	32	New York Mets
	Jordan Lennerton	1B	33	Detroit
	Daniel Robertson	OF	33	San Diego
	Jason Ogata	UT	38	Texas
2009	Ryan Ortiz	C	6	Oakland
	Jorge Reyes	RHP	17	San Diego
	Kraig Sitton ^	LHP	17	Boston
	Joey Wong	SS	24	Colorado
	Greg Peavey ^	RHP	32	Houston
	Adalberto Santos ^	UT	35	San Diego
2010	Tyler Waldron	RHP	5	Pittsburgh
	Greg Peavey	RHP	6	New York Mets
	Kraig Sitton	LHP	7	Colorado
	Josh Osich ^	LHP	7	Los Angeles Angels
	Tanner Robles	LHP	9	Cincinnati
	Kevin Rhoderick	RHP	9	Chicago Cubs
	Stefen Romero	3B	12	Seattle
	Adalberto Santos	OF	22	Pittsburgh
2011	Andrew Susac	C	2	San Francisco
	Sam Gaviglio	RHP	5	St. Louis
	Josh Osich	LHP	6	San Francisco
	Brian Stamps	OF	24	Atlanta
	Parker Berberet	C	25	Milwaukee
	Carter Bell	3B	29	Arizona
	James Nygren	RHP	33	Florida
	Taylor Starr ^	RHP	37	Cleveland

Key

& - First round supplemental

% - January draft

^ - Returned to school

2012 OREGON STATE BASEBALL

OREGON STATE MLB SELECTIONS BY CLUB

Team	Player	Pos.	Round	Year
Arizona (4)	Brian Barden	3B	6	2002
	Dallas Buck	RHP	3	2006
	Shea McFeely	3B	28	2006
	Carter Bell	3B	29	2011
Atlanta (3)	Rich Duke	C	24	1987
	Kevin Gunderson	LHP	5	2006
	Brian Stamps	OF	24	2011
Baltimore (1)	Curt Daniels	SS	8	1971
Boston (4)	Steve Lyons	SS-OF	1	1981
	Andrew Checketts	RHP	21	1998
	Jacoby Ellsbury	OF	1	2005
	Kraig Sitton	LHP	17	2009
Chicago Cubs (3)	Tyler Graham	OF	14	2005
	Darwin Barney	SS	4	2007
	Kevin Rhoderick	RHP	9	2010
Chicago White Sox (2)	Bryce Hulstrom	LHP	9	1986
	Scott Christman	LHP	1	1993
Cincinnati (3)	Bryan Ganter	OF	27	1987
	Jared Sanders	RHP	14	2004
	Tanner Robles	LHP	9	2010
Cleveland (6)	Jim Wilson	1B	2	1982
	Steve Smith	OF	11	1983
	Dain Syverson	SS-C	20	1984
	Tyler Swinburnson	RHP	16	1997
	Brody Percell	LHP	7	1998
	Taylor Starr	RHP	37	2011
Colorado (5)	Scott Nicholson	LHP	8	2001
	Bryan Ingram	C	12	2001
	Jake Postlewait	LHP	7	2004
	Joey Wong	SS	24	2009
	Kraig Sitton	LHP	7	2010
Detroit (4)	Chris Wakeland	OF	15	1996
	Joe Gerber	1B	24	2000
	Jonah Nickerson	RHP	7	2006
	Jordan Lennerton	1B	33	2008
Florida (3)	Andy Jenkins	1B	11	2005
	Lonnie Lechelt	IF	21	2008
	James Nygren	RHP	33	2011
Houston (6)	Ken Forsch	RHP	18	1968
	Greg Jurgenson	LHP	10	1974
	Rod Sheckla	RHP	26	1988
	Tyler Messman	RHP	7	1997
	Mark McLemore	LHP	4	2002
	Greg Peavey	RHP	32	2009
LA Angels/California (2)	Jamie Burke	3B	9	1993
	Josh Osich	LHP	7	2010
Los Angeles (2)	Lance Rice	C	15	1988
	Eric Lovinger	RHP	41	1996
Kansas City (4)	Ken Bowen	SS	6	1987
	Paul Sanders	C	32	1991
	Jeff Smith	RHP	44	1991
	Chris Hopkins	OF	44	2007
Milwaukee (4)	Jeff Reece	LHP	3	1983
	Chris Pine	RHP	5	1998
	Cole Gillespie	OF	3	2006
	Parker Berberet	C	25	2011
Minnesota (3)	Tom Costello	RHP	4	1977
	Jim Champion	1B	32	1994
	Kyle Aselton	LHP	11	2004

Team	Player	Pos.	Round	Year
New York Mets (7)	Lute Barnes	2B	21	1969
	Will Hudson	SS	20	2002
	Seth Pietsch	OF	8	2003
	Jon Koller	RHP	48	2006
	Eddie Kunz	RHP	1	2007
	Mark Grbavac	RHP	32	2008
	Greg Peavey	RHP	6	2010
New York Yankees (2)	Jerry Johnson	LHP	2	1970
	Chris Kunda	2B	19	2006
Oakland (2)	Mike Gorman	RHP	21	1982
	Ryan Ortiz	C	6	2009
Philadelphia (6)	Bob Beall	1B-OF	28	1970
	Dave Brundage	OF-LHP	4	1986
	Kevin Hooker	RHP-2B	31	1995
	Matt Bailie	1B-RHP	22	1998
	Andy Baldwin	RHP	5	2004
	Mike Stutes	RHP	11	2008
Pittsburgh (5)	Steve Wilkins	OF	3	1975
	Lindsey Johnson	C	21	1984
	Ben Johnson	SS	29	1990
	Tyler Waldron	RHP	5	2010
	Adalberto Santos	OF	22	2010
St. Louis (9)	Jeff Doyle	SS	6	1977
	Tom Chamberlain	RHP	11	1977
	Mike Gorman	RHP	21	1981
	David Schmidt	C	8	1996
	B.R. Cook	RHP	3	1999
	Levi Webber	1B	25	2003
	Mitch Canham	C	41	2006
	Mike Stutes	RHP	9	2007
	Sam Gaviglio	RHP	5	2011
San Diego (6)	Troy Schader	SS	21	1999
	Josh Carter	OF	14	2001
	Mitch Canham	C	1	2007
	Daniel Robertson	OF	33	2008
	Jorge Reyes	RHP	17	2009
	Adalberto Santos	UT	35	2009
San Francisco (9)	Todd Thomas	OF	31	1983
	Keith Krafve	3B	31	1986
	Jeff Brauning	IF	26	1989
	Nathan Pendley	LHP	19	2004
	Tyler Graham	OF	19	2006
	Daniel Turpen	RHP	8	2007
	Joe Paterson	LHP	10	2007
	Andrew Susac	C	2	2011
	Josh Osich	LHP	6	2011
Seattle (1)	Stefen Romero	3B	12	2010
Texas (7)	Andrew Mason	3B	3	1975
	Scott Anderson	RHP	7	1984
	John Sipple	LHP	16	1988
	Bill Rowe	RHP	24	2003
	Nate Fogle	RHP	11	2005
	Anton Maxwell	LHP	31	2007
	Jason Ogata	UT	38	2008
Toronto (6)	Pete Rowe	C	11	1977
	Bob McNair	1B	4	1980
	Rece Holbrook	RHP	2	1983
	Mason Smith	RHP	18	1994
	Aaron Mathews	OF	19	2004
	Chris Hopkins	OF	24	2008
Washington/Montreal (2)	Scott Anderson	RHP	4	1977
	Mike Thurman	RHP	1	1994

2012 OREGON STATE BASEBALL

OREGON STATE TEAM AWARDS

Victor Brown Trophy

Awarded to Oregon State's Most Valuable Player. The trophy is given by the Sigma Alpha Epsilon fraternity in honor of the late Beaver outfielder, who was killed in World War II.

1947 Don Bower, 2B
1948 Harry Richards, 2B
1949 Frank Roelandt, C
1950 Gene Tanselli, SS
1951 Don Taylor, 1B
1952 Don White, P
1953 Bud Shirliff, OF
1954 Jay Dean, 1B
1955 Jay Dean, 1B
1956 Dan Lovejoy, C
1957 Syl Johnson, P
1958 Tom Bowen, 3B
1959 Kim Bradshaw, OF
1960 Jerry Droscher, OF
1961 Grimm Mason, OF
1962 Larry Petersen, OF
1963 Al Lehrer, OF
1964 Steve Clark, P
1965 Morrell Cray, C
1966 Ron Lucas, C
1967 Bill Bonser, C
1968 Tom Tracey, OF
1969 Tim Gleason, C
1970 Bob Beall, INF
1971 Doug Miller, OF
1972 Doug Miller, OF
1973 Dan Cunningham, OF
1974 Tom Drahn, IF
1975 Tom Simas, 2B
1976 Pete Rowe, C
1977 Jeff Doyle, 2B
1978 Bob McNair, 1B
1979 Bob Flynn, P
1980 Bob McNair, 1B
1981 Al Hunsinger, 1B
1982 Jim Wilson, 1B
1983 Jeff Reece, P
1984 Scott Anderson, P
1985 Dave Brundage, 1B-P
1986 Dave Brundage, OF-P
1987 Ken Bowen, INF
1988 Lance Rice, C
1989 Jeff Brauning, 2B
1990 Paul Sanders, OF
1991 R.A. Neitzel, INF
1992 Paul Sanders, C
1993 Jamie Burke, 3B
1994 Scott Christman, P
1995 Kevin Hooker, P-INF
1996 David Schmidt, C
1997 Ryan McDonald, 2B
1998 Andrew Checketts, P
1999 Joe Gerber, 1B
2000 Brian Barden, 3B
2001 Scott Nicholson, P
2002 Tom Creighton, UT
2003 Seth Pietsch, OF
2004 Jake Postlewait, P
2005 Jacoby Ellsbury, OF
2006 Andy Jenkins, 1B
2007 Kevin Gunderson, P
2008 Darwin Barney, SS
2009 Mitch Canham, C
2010 Ryan Ortiz, C
2011 Ryan Ortiz, C
2010 Adalberto Santos, OF
2011 Ryan Dunn, SS

Bill Cloyes Award

Awarded to Oregon State's Most Valuable Pitcher. The trophy is named for the former Beaver pitcher.

1955 Lowell Pearce
1956 Dan Lovejoy
1957 Syl Johnson
1958 Ray Lunde



Joey Wong

1959 Gary Moore
1960 Bill Oerding
1961 Leon Criner
1962 Cecil Ira
1963 Cecil Ira
1964 Steve Clark
1965 Wayne Swango
1966 Jack Humphrey
1967 Jack Humphrey
1968 Ken Forsch
1969 Jim Powell
1970 Jerry Johnson
1971 Greg Lebeck
1972 Greg Jurgenson
1973 Gail Meier
1974 Greg Jurgenson
1975 Gail Meier
1976 Ken Noble
1977 Scott Anderson
1978 Eric Sallee
1979 Pat Barry
1980 Bob Flynn
1981 Kyle Dunning
1982 John Collins
1983 Mike Gorman
1984 Jeff Reece
1985 Scott Anderson
1986 John Sipple
1987 John Sipple
1988 Dave Brundage
1989 Bryce Hulstrom
1990 Jeff Otis
1991 John Sipple
1992 Jeff Post
1993 Jeff Post
1994 Scott Christman
1995 Mason Smith
1996 Kevin Hooker
1997 Eric Loving
1998 Mark Newell
1999 Andrew Checketts
2000 B.R. Cook
2001 Scott Nicholson
2002 Scott Nicholson
2003 Ty Kline
2004 Jared Sanders
2005 Jake Postlewait
2006 Jake Postlewait
2007 Dallas Buck
2008 Kevin Gunderson
2009 Jonah Nickerson
2010 Dallas Buck
2011 Jonah Nickerson
2012 Joe Paterson
2013 Kevin Rhoderick
2014 Sam Gaviglio
2015 Greg Peavey
2016 Sam Gaviglio

Bill Bonser Award

Awarded to Oregon State's Most Improved Player. The trophy is named for the former Beaver catcher.

1973 Tom Apa, C
1974 Gary Beck, 3B
1975 Tom Simas, 3B
1976 Jeff Doyle, 2B
1977 Jerry Miller, OF
1978 Jerry Yung, 3B
1979 Dave Backen, OF
1980 Mark Niles, P
1981 Bob McNair, 1B
1982 John Collins, P
1983 Bill Gassaway, P
1984 Chris Newman, 1B
1985 Scott Anderson, P
1986 Ken Bowen, SS
1987 Bryan Ganter, OF
1988 Tim Lambert, DH
1989 Keith Krafve, 3B
1990 Randy Duke, 1B-DH
1991 Troy Haugen, 3B
1992 Lance Donaly, P
1993 R.A. Neitzel, IF
1994 Kevin Hooker, IF
1995 Mason Smith, P
1996 Randy Hunter, C
1997 Kevin Hooker, 2B-P
1998 Mike Thurman, P
1999 A.J. Marquardt, OF
2000 Jeremy Beard, P
2001 David Schmidt, C
2002 Chris Wakeland, OF
2003 Mark Newell, P
2004 Ben Bertrand, C
2005 Bryan Ingram, C
2006 Eric Stark, OF
2007 Chris Biles, OF
2008 Tom Creighton, UT
2009 Seth Pietsch, OF
2010 Paul Richie, C
2011 Cole Gillespie, OF
2012 Chris Kunda, 2B
2013 Scott Santschi, OF
2014 Ryan Ortiz, C
2015 Jared Norris, 1B
2016 Andrew Susac, C
2017 Jake Rodriguez, 2B

Gold Glove Award

Awarded to Oregon State's Most Outstanding Fielder.

1973 Ty Gorton, 2B
1974 Ramon Gonzalez, OF
1975 Ramon Gonzalez, OF
1976 Jeff Doyle, 2B
1977 Jeff Doyle, 2B
1978 Jerry Yung, 3B
1979 Steve Lyons, OF

1980 Steve Lyons, 3B
1981 Al Hunsinger, 1B
1982 Mickey Riley, 2B
1983 Mickey Riley, 2B
1984 Ken Bowen, 2B
1985 Ken Bowen, SS
1986 Ken Bowen, SS
1987 Lance Rice, C
1988 Ben Johnson, SS
1989 Jeff Brauning, 2B
1990 Troy Haugen, 3B
1991 Paul Sanders, OF
1992 Aaron Anderson, OF
1993 Paul Sanders, C
1994 Dave Schoppe, UTIL
1995 Allen Snelling, SS
1996 Aaron Anderson, OF
1997 A.J. Marquardt, OF
1998 Allen Snelling, SS
1999 Brent Watts, UTIL
2000 David Schmidt, C
2001 Matt Bailie, 1B
2002 Abino Vazquez, OF
2003 Matt Bailie, 1B
2004 Corrie Wilkie, 2B
2005 Bryan Ingram, C
2006 Bryan Ingram, C
2007 Aaron Mathews, OF
2008 Aaron Mathews, OF
2009 Aaron Mathews, OF
2010 Jacoby Ellsbury, OF
2011 Chris Kunda, 2B
2012 Joey Wong, 2B
2013 Joey Wong, SS
2014 Joey Wong, SS
2015 Keith Jennette, SS
2016 Brian Stamps, OF

Bert Babb Sr. Scholarship

Periodically awarded to a deserving Oregon State player. The scholarship is given in honor of the late Bert Babb Sr., a former Oregon State pitcher.

1972-73 Cory Kerwood
1973-74 Gail Meier
1974-75 Dave Gassaway
1975-76 Jerry Miller
1978-79 Robert Webster
1979-80 Steve Lyons
1981-82 Mark Allen
1982-83 Jeff Reece
1983-84 Rich Duke
1984-85 Scott Klug
1986-87 Keith Krafve
1990-91 Paul Sanders
1991-92 Mason Smith
1992-93 Jeff Post
1993-94 Mason Smith
1994-95 Kevin Hooker
1995-96 Kevin Hooker
1996-97 Ryan McDonald
1997-98 Rob Colley
1998-99 Rob Colley
1999-00 Jake Quiring
2000-01 Jake Quiring
2001-02 Jake Quiring
2002-03 Jake Quiring
2003-04 Jake Quiring
2004-05 Jacoby Ellsbury
2005-06 Ryan Gipson
2006-07 Jason Ogata
2007-08 Jason Ogata
2008-09 Mike Chiarelli
2009-10 Andrew Susac
2010-11 Tyler Smith

2012 OREGON STATE BASEBALL

OREGON STATE LETTERWINNERS

A

Acosta, Luke.....	2011
Adams, Verdell.....	1972
Akers, Leon.....	1950
Akina, Jason.....	1992-93
Allen, Mark.....	1982-83
Amacher, Harry.....	1942
Ammon, Erik.....	2006-08
Anderson, Aaron.....	1988, 90-92
Anderson, Al.....	1948
Anderson, Bret.....	1989-92
Anderson, Danny.....	2005
Anderson, David.....	1990-92
Anderson, Kenny.....	2002-03
Anderson, Scott.....	1976-77
Anderson, Scott.....	1981-84
Anderson, Travis.....	2010
Anhorn, Bill.....	1962
Antone, Doug.....	1973
Apa, Tom.....	1972-74
Aselton, Kyle.....	2004
Atwood, Derek.....	1987-88
Atwood, James.....	2000
Ayers, Stacey.....	1991
Ayo, Keke.....	1983-84

B

Babb, Bert.....	1920-22
Backen, David.....	1978-81
Backman, Mike.....	1975
Baechtel, Richard.....	1932
Bagley, Orlo.....	1928
Bailey, Brian.....	1960-62
Bailey, Kenneth.....	1973-74
Bailey, King.....	1931
Bailie, Matt.....	1995-98
Baker, Gary.....	1959-61
Baker, Loris.....	1924-26
Baldwin, Andy.....	2003-04
Baldwin, J.D.....	1915-16, 18
Ball, Wayne.....	1987-88
Ballard, Rod.....	1929-30
Baltus, Tim.....	1978
Banholzer, John.....	1988-89
Barden, Brian.....	2000-02
Barnes, Lute.....	1967-69
Barnes, Ryan.....	2010-11
Barnett, Jeff.....	1991
Barney, Darwin.....	2005-07
Barry, Pat.....	1975-78
Bates, Garrett.....	1998-99
Bauer, Wayne.....	1931
Baylis, Cole.....	2011
Beall, Bob.....	1968-70
Beall, Jim.....	1970-72
Beard, Jeremy.....	1994-95
Beatty, Mel.....	1934-35
Beaty, Jesse.....	1907-08
Beck, Gary.....	1972-75
Bedford, Don.....	1948
Bell, Carter.....	2009-11
Bell, Thurman.....	1964-66
Belleville, Bergan.....	1927-29
Benson, Cleve.....	1967, 69
Berberet, Parker.....	2010-11
Berg, Bud.....	1950, 52
Bergstrom, Bob.....	1934-36
Berke, Scotty.....	2007
Berremman, Bob.....	1958-59
Bertrand, Ben.....	1997-98
Besaw, Alex.....	2008
Bettendorf, Jerome.....	1955-56
Beverley, Kyle.....	2009
Biancone, John.....	1931-33
Biles, Chris.....	2000-03
Bilyeu, H.....	1907-08
Bishop, Bob.....	1979-82
Black, Todd.....	1994
Blackburn, Stan.....	1976
Bland, Darren.....	1995
Boire, Mike.....	1996-99
Boley, Ron.....	1966
Bonney, Bob.....	1938-40

Bonser, Bill.....	1965-67
Boone, Art.....	1923
Booser, Cam.....	2011
Booth, Claude.....	1921-22, 26
Booth, Willard.....	1936
Boultinghouse, Harvey.....	1928-30
Bouton, Red.....	1927
Bowen, Jack.....	1956-57
Bowen, Ken.....	1984-87
Bowen, Tom.....	1956-58
Bower, Don.....	1943, 46-47
Bowman, James.....	1997
Boyd, Jeffrey.....	1978
Boyd, Logan.....	2008-09
Boyd, Matt.....	2010-11
Bradley, Ken.....	1940
Bradshaw, Kim.....	1957-59
Bratt, Jason.....	1989-91
Brauning, Jeff.....	1988-89
Brem, Bailey.....	1951-53
Bronson, Jason.....	1997-98
Brown, Al.....	1930-31
Brown, Reed.....	2005, 07-08
Brown, Vic.....	1942-43
Brundage, Dave.....	1984-86
Brundage, Jim.....	1986-87
Bryant, Tony.....	2010-11
Buck, Dallas.....	2004-06
Budrow, Brian.....	2006-07
Buehler, Knute.....	1983-85
Buehler, Larry.....	1973
Buob, Bobby.....	1952-55
Burke, Jamie.....	1992-93
Burns, Wayne.....	1971-73
Burton, Ed.....	1946
Busik, Chad.....	1990, 92

C

Calderon, Tony.....	2003-04
Callan, Bill.....	1933-34
Calvin, Todd.....	1983-84
Campbell, Will.....	2008
Campos, Chris.....	2004-05
Canham, Mitch.....	2004-07
Capka, Ted.....	1942
Card, Bryn.....	2007
Carpenter, Ken.....	1949
Carroll, Emil.....	1909-10
Carroll, Jason.....	1990-92
Carter, Josh.....	1999-2001
Casey, Brett.....	2007-09
Cate, Jack.....	1931
Cave, Jim.....	1972-73
Ceasar, Lestee.....	1984-87
Cecil, Don.....	1943, 46
Cecil, Dorwood.....	1946
Chamberlain, Tom.....	1975-77
Champion, Jim.....	1992-94
Chapman, Kirk.....	1962, 64
Charbonneau, Joe.....	1973-75
Chatterton, Lloyd.....	1937
Checketts, Andrew.....	1996-98
Chiarelli, Mike.....	2009
Child, Dan.....	2011
Christianson, Bob.....	1948-50
Christman, Scott.....	1991-93
Churchill, Robert.....	1943, 47
Clark, Noel.....	2003
Clark, Steve.....	1962-64
Clarke, Jim.....	1932-34
Cleveland, Andy.....	1964-65
Cloud, Marty.....	1983
Clow, Craig.....	1987
Cloyes, Bill.....	1927-29
Coleman, Ed.....	1924
Coleman, Jackson.....	2000
Coleman, Ralph Sr.....	1918
Coleman, Ralph Jr.....	1954
Colley, Rob.....	1998-99
Collins, John.....	1980-81
Conkling, Earl.....	1935-37
Conley, Greg.....	1998
Conrad, Brian.....	1982-83
Conyers, Kit.....	1916
Cook, B.R.....	1997-99

Cooper, Harry.....	1910-12
Cooper, Roy.....	1908
Copeland, Stephen.....	2000-03
Cowan, Justin.....	1997
Cramer, Bob.....	1978
Cramer, Fred.....	1936
Crary, Morrill.....	1963-65
Craske, Don.....	1980
Creider, Ed.....	1935-37
Creighton, Tom.....	2002
Crews, Wren.....	1907-10
Criner, Leon.....	1959, 61
Critser, Roy.....	1959-60
Cronin, Joe.....	1932
Crow, Steve.....	1967-69
Crownover, Tim.....	1978
Cuckovich, Mel.....	1971-73
Culver, Benjamin.....	1912-14
Cunningham, Dan.....	1971-73

D

Daniels, Curt.....	1970
Daniels, Tom.....	1984-86
Darnell.....	1912
Daron, Pat.....	1974
Daulton, Ron.....	1984-86
Davis, Curtis.....	1998-2001
Davis, Wilbur.....	1909
Day, Bruce.....	1960-61
Dazey, Eric.....	1986, 88
Dean, Jay.....	1952-55
Demorest, Harry.....	1961-63
Derryberry, Jeff.....	1994-95
Dixon, John.....	1993-95
Dockery, Bud.....	1934-36
Dodge, Rich.....	1974-77
Donaly, Lance.....	1986-89
Dooley, Ed.....	1937
Doolittle, Harold.....	1915-16
Doupe, Paul.....	1969-70
Doyle, Jeff.....	1975-77
Drahn, Rob.....	1974-76
Droscher, Jerry.....	1958-60
Dryden, Tim.....	1999-2000
Duarte, Pedro.....	1912
Duerr, Brian.....	1998-99
Duffy, Mike.....	1921-23
Dufort, Dave.....	1987-88
Duke, Adam.....	2011
Duke, Randy.....	1986-88
Duke, Rich.....	1984-87
Dunn, Ryan.....	2011
Dunning, Kyle.....	1980-81
Durdan, Don.....	1941-42
Duren, Russ.....	1987
Durrie, Harry.....	1972-75
Dwyer, Anthony.....	1925-26
Dyer, Ron.....	1979-81

E

Edwards, Kevin.....	1986
Efraimson, Tim.....	1994-95
Ehinger, Yoshi.....	1997
Ekstrom, Mike.....	2002-03
Elliott, Glenn.....	1940-42
Ellsbury, Jacoby.....	2003-05
Emigh, Elmer.....	1931
Endicott, Steve.....	1970
Erickson, Gil.....	1932
Erickson, Rick.....	1949-50
Escallier, Arthur.....	1924-26
Evans, Jackson.....	2008
Exley, Jerry.....	1954-56

F

Fajer, Cameron.....	1988
Falk, Jim.....	1962
Farra, Duke.....	1925
Faurie, Pete.....	1924-26
Fawcett, Don.....	1950
Fenger, Arnold.....	1937-39
Finch, Howard.....	1985-86

Fisk, Chuck.....	1952-55
Flynn, Rob.....	1978-79
Fogle, Nate.....	2005
Folsom, Rob.....	2005, 2008-10
Fonnesbeck, Gary.....	1986
Ford, Richard.....	1926-27
Fors, Felix.....	1924-26
Forsch, Ken.....	1967-68
Fortier, Bud.....	1947
Foster, Kyle.....	2008-09
Frahler, Andy.....	1943
Francis, Robert.....	1908
Frazier, Bill.....	1943
Frederick, Johnny.....	1955
Freeman, Clay.....	1909
French, Bruce.....	1983-84
Fryer, Carl.....	1913-15
Funk, Arnold.....	1916

G

Gallagher, Fred.....	1947
Gallagher, Shane.....	1982-83
Galloway, DeWaine.....	1943
Gambbee, Dave.....	1957
Ganter, Bryan.....	1984-87
Garber, Richard.....	1922-23, 25
Garcia, Josh.....	2002
Garner, Ron.....	1971-74
Gassaway, Bill.....	1979-82
Gassaway, Dave.....	1977
Gaviglio, Sam.....	2009-11
Gee, Dennis.....	1972
Gentz, Keith.....	1970-71
George, Drew.....	2007-08
Gerber, Joe.....	1997-2000
Gianotti, Mike.....	1977-78
Gibbs, Blake.....	2009-10
Gill, Levi.....	2001
Gill, Whitney.....	1919-21
Gillespie, Cole.....	2004-06
Gipson, Ryan.....	2005-06
Gits, Mike.....	1999
Glaisyer, Harold.....	1913
Gleason, Tim.....	1968-69
Goble, Roy.....	1913-16
Goedhard, Alex.....	1952
Gonzalez, Ramon.....	1974-75
Gonzalez, Rick.....	1977-78
Goodbrod, Pete.....	1950-52
Goodell, Ryan.....	1969-70
Gordon, Max.....	2011
Gordon, Zach.....	2000-01
Gorman, Mike.....	1979-82
Gorton, Ryan.....	2009-11
Gott, Rod.....	1999-2000
Graham, Tyler.....	2003-06
Gray, Joe.....	1936, 38
Grayson, Buck.....	1929-31
Grbavac, Mark.....	2006-09
Gregg, Mitch.....	1995-96
Gressler, Todd.....	1987-88
Groce, Jack.....	1912-13
Grove, Jim.....	1979-82
Guidotti, Al.....	1954-56
Gunderson, Kevin.....	2004-06
Gunderson, Matt.....	1996
Gurley, Wayne.....	1918-19
Gustafson, Carl.....	1947-49

H

Hafenfeld, Bernard.....	1926-27, 29
Hahn, Brent.....	1989
Hamilton, Gary.....	1983-86
Hammer, Kenneth.....	1928, 31
Hansen, Gene.....	1947
Hansen, Paul.....	1998-2000
Hardie, Tim.....	1993
Hardin, Scott.....	1994-95
Harle, Warren.....	1957
Harper, Rich.....	1975-78
Harper, Bill.....	1948-50
Hartman, Tex.....	1919-21
Hartley, Eugene.....	1925-26

2012 OREGON STATE BASEBALL

OREGON STATE LETTERWINNERS

Hass, Mike.....	2004
Haugen, Troy.....	1987-89
Hayes, Brandon.....	2008-10
Hayes, Danny.....	2010-11
Hayes, Kevin.....	1978
Hays, Craig.....	1999-2002
Hays, Stan.....	1953
Hayward, Dave.....	1961-63
Hearing, Mike.....	1979
Hedges, Drew.....	1997-2000
Heinrich, Ryan.....	1993-94
Helbig, Dwane.....	1952
Hellar, Derek.....	1985
Heniges, David.....	1966
Henkle, Lynn.....	1911
Henzel, Dick.....	1929-31
Hernandez, Matt.....	2004
Heyden, Derek.....	1987-89
Hibbard, George.....	1933-35
Hilliard, Gene.....	1961-63
Hilts, Ryan.....	1996
Hobbs, Tom.....	1964-66
Hodgens, Blain.....	1927
Holbrook, Rob.....	1979-82
Hollenbeck, Bob.....	1934
Holmquist, Dewey.....	1922-23
Hooker, Kevin.....	1991-93, 95
Hopkins, Chris.....	2007-08
Hopkins, Jeff.....	1989-90
Hopp, Don.....	1952
Horton, Mervin.....	1909-10
Houck, Cub.....	1951-52
Houdek, Otto.....	1937-38
Housely, Scott.....	1977
Howard, Josh.....	2001
Howard, Kelly.....	1978
Hubbard, Clyde.....	1918-21
Hudson, Will.....	2000-02
Hughes, Emmet.....	1920-21
Hughes, Harley.....	1924
Hughes, Henry.....	1932
Hulstrom, Bryce.....	1984-86
Humphrey, Jack.....	1966-67
Hunsinger, Al.....	1980-81
Hunt, Tom.....	1955-57
Hunter, Randy.....	1991-93
Hutt, Lester.....	1912-15
Hurley, Kim.....	1975-76

I

Ingram, Bryan.....	1999-2001
Ira, Cecil.....	1961-63

J

Jackson, Bruce.....	1972-74
Jackson, Mark.....	2003
Jackson, Stephen.....	1995-96
Jarvis, Andy.....	2000-03
Jarvis, Jim.....	1964-65
Jenkins, Andy.....	2004-05
Jenks, James.....	1926-27
Jenks, James.....	1953
Jennette, Keith.....	2010
Jensen, Karl.....	1931-33
Johnson, Art.....	1924-25
Johnson, Ben.....	1989-89
Johnson, Chris.....	1968-69
Johnson, Don.....	1932
Johnson, Jerry.....	1968-70
Johnson, Ken.....	1943
Johnson, Lindsey.....	1981-84
Johnson, Syl.....	1955-57
Johnson, Thad.....	2000-01
Johnston, Danny.....	1951-53
Johnston, Dean.....	1936
Johnston, Paul.....	1941
Jones, Dylan.....	2010-11
Jones, James.....	1976-77
Jones, Johnny.....	1976-77
Jones, Tom.....	1966-68
Joslyn, Kevin.....	2004-05
Jurgenson, Greg.....	1972-74



Jordan Lennerton

K

Kahalehoe, Koa.....	2006-09
Kaiser, Bob.....	1965-67
Kaleikilo, Chris.....	1990
Kalibak, William.....	1936-37
Kappel, Rudy.....	1937
Kasberger, Joe.....	1920-22
Keck, Mike.....	1970
Keck, Walter.....	1909-11
Keema, Bud.....	1931-33
Keene, Lawrence.....	1909-11
Keene, Spec.....	1919-21
Keema, Bud.....	1931-33
Keim, Greg.....	2006-07
Keitzman, Blake.....	2007-08
Keller, Josh.....	2007-08
Keudell, Ron.....	1982
Keyes, Kevin.....	2011
Kidd, Brad.....	2008-09
Kirchem, Herb.....	1979
Kirchner, Walt.....	1943, 47-48
Kissner, Tim.....	1993-94
Kline, Ty.....	2002-03
Klug, Scott.....	1985-86
Kluss, Dennis.....	1986
Knight, Brooke.....	1992-94
Knotts, Aaron.....	1995
Kohler, Dick.....	1946-48
Kolkowski, Bruno.....	1934-35
Koller, Jon.....	2003, 05-06
Krafve, Keith.....	1983-86
Krafve, Ralph.....	1950-51
Kramien, Lionel.....	1922
Krueger, Dutch.....	1918
Kruger, Pete.....	1947
Kunda, Chris.....	2003-06
Kunz, Eddie.....	2005-07

L

Lake, Rob.....	1997
Lakowske, Joey.....	2007
Lambert, Tim.....	1985-88
Landrum, Ken.....	1974-75
Lankow, Geof.....	1966
Larson, Barry.....	1993-94
Laybourn, Greg.....	2006
Lebeck, Greg.....	1969-71
Leberge, Kevin.....	1975-76
Lechelt, Lonnie.....	2005-08
Ledbetter, Todd.....	1988-89
Ledesma, Joey.....	2005
Lee, Terry.....	1968-70
Lehrer, Al.....	1962-63
Lennerton, Jordan.....	2007-08
Leone, Mike.....	1996-97
Leovich, John.....	1940
Lewis, Fred.....	1938-39
Lipe, Ryan.....	1995-98
Lissman, Mike.....	2004-07
Lodell, Carl.....	1918-20

Loffer, Jesse.....	1940
Logan, John.....	1926, 28
Long, Dave.....	1962-63
Looff, Hans.....	1913-16
Looney, H.B.....	1908
Lotti, Logan.....	2009
Lovejoy, Dan.....	1955-57
Lovinger, Eric.....	1992, 94-96
Luby, Dan.....	1957-59
Lucas, Ron.....	1965-67
Lundberg, Roy.....	1932
Lunde, Ray.....	1958-60
Luster, Corey.....	1990-92
Lyons, Steve.....	1979-81

M

MacRae, Elwin.....	1941-42
Mack, Joe.....	1930-32
Mack, John.....	1943, 47-49
Maddux, Walt.....	1983-84
Mallinak, Mel.....	1985-86
Malloy, Marc.....	1991, 94-95
Maple, Howard.....	1927-29
Marrett, Charles.....	1928
Markham, Terry.....	1964-65
Marquardt, A.J.....	1993-94
Marsden, Wallace.....	1933
Martin, Bob.....	1970
Martinez, Bill.....	1974-77
Masewicz, Brian.....	1995-96
Mason, Don.....	1969
Mason, Ellis.....	1937-38
Mason, Grimm.....	1958-59, 61
Mathews, Aaron.....	2002-04
Maxwell, Anton.....	2005-07
McBride, Jason.....	2001-02
McCarthy, Craig.....	1990-91
McCluskey, Bill.....	1942-43
McCormick, Jake.....	2004-07
McCowan, Joel.....	1972-74
McDonald, Ryan.....	1996-97
McEwan, Jim.....	1935
McFadden, Dave.....	1957
McFeely, Shea.....	2004-06
McGrew, Ben.....	2002
McKenna, Hugh.....	1921-23
McKennon, Russell.....	1928, 30-31
McKinney, Earl.....	1938-39
McLemore, Mark.....	2000-02
McMullen, Ian.....	2002-03
McNair, Bob.....	1978-80
McMillan, Anthony.....	1913
Meier, Gail.....	1973-76
Meiwe, Pat.....	1991-92, 94-95
Mellinger, Brad.....	2003
Mencas, Val.....	1995, 97-98
Mendenhall, Frank.....	1922
Merrill, Zador.....	1974-76
Merryman, Art.....	1936-37
Messman, Joe.....	1997

Meyer, Bill.....	1937-39
Miller, Cecil.....	1919-21
Miller, Doug.....	1970-72
Miller, Jerry.....	1976-78
Miller, Michael.....	2008-11
Mitchell, Jed.....	1999, 2001
Mitola, Dan.....	1933-35
Mohler, Lynn.....	1955
Mooney, Bryce.....	2008
Moore, C.L.....	1907
Moore, Gary.....	1958-60
Moore, Harry.....	1908
Moore, Jeff.....	1987-88
Moore, Otto.....	1908-11
Moreland, Julius.....	1913-14
Morgan, Walter.....	1914-16
Morrison, Scott.....	1992-95
Mouw, Rob.....	1987-88
Moye, Rene.....	1959
Muench, Gregg.....	1982-83
Munich, Billy.....	2003-05
Murray, C.S.....	1907
Myers, Jason.....	1993-94
Myers, Jeffrey.....	1982-84
Myhre, Joe.....	1974-75

N

Nash, Garrett.....	2008, 2011
Naylor, Mike.....	1970
Neal, Travis.....	1983-84
Negri, Frank.....	1957
Neitzel, R.A.....	1988-90
Nelson, Ed.....	1950-52
Nelson, Scott.....	2003-05
Newell, Mark.....	1996-97, 99-2000
Newman, Chris.....	1980, 83
Nicholson, Scott.....	2000-01
Nickerson, Jonah.....	2004-06
Nielson, Ken.....	1989
Nightengale, Fred.....	1929-30
Niles, Mark.....	1979
Noble, Ken.....	1975-78
Noel, John.....	1971-74
Noonan, Val.....	1921-23
Norris, Jared.....	2009-11
Nygren, James.....	2008-11

O

O'Neill, Dan.....	1982-84
Oberst, Ray.....	1943, 47-48
Oerding, Bill.....	1959-61
Ogata, Jason.....	2007-08
Oliphant, Jeff.....	1981
Olsen, E.C.....	1918
Olson, Steve.....	1963
Orell, Bernard.....	1937-38
Ortiz, Ryan.....	2007-09
Osich, Josh.....	2008-09, 2011
Ostmo, Erik.....	1989-90
Otis, Jeff.....	1986-89

P

Paczynski, Mark.....	1971
Paine, Fred.....	1957
Palfrey, Ernest.....	1919-20, 22
Parisotto, John.....	1966
Parkinson, Robert.....	1923
Paterson, Joe.....	2006-07
Patterson, Leonard.....	1938-39
Paul, Mike.....	1974, 76-77
Paust, Ashley.....	1928
Payne, Chris.....	1985-88
Pearce, Lowell.....	1955-56, 58
Pearson, Dan.....	1978-79
Pearson, John.....	1971
Peavey, Greg.....	2008-10
Pederson, Doug.....	1941-42
Pederson, Twink.....	1956-58
Pegnam, John.....	1993
Pendergrass, F.R.....	1907
Pendley, Nathan.....	2003-04

2012 OREGON STATE BASEBALL

OREGON STATE LETTERWINNERS

Pennell, Lee.....	1929-31
Percell, Brody.....	1995-98
Perry, Glen.....	1922-24
Perry, Tony.....	1969-70
Peters, Frank.....	1963-64
Peters, Norm.....	1940-42
Petersen, Larry.....	1960-62
Peterson, Robert.....	1932
Petrella, Albert.....	1938
Petroni, Carlo.....	1959-61
Phillips, Jim.....	1956, 58
Phillips, Lige.....	1909, 12
Piesker, Jarak.....	1979-80
Pietsch, Seth.....	2001-03
Pine, Chris.....	1996-98
Pinion, Jack.....	1954
Pinion, Paul.....	1989
Plante, Rich.....	1974
Plato, Bruce.....	1977-78
Poff, Ray.....	1908-11
Pomerenke, Gary.....	1972-73
Post, Jeff.....	1989-92
Postlewait, Jake.....	2001-04
Powell, James.....	1967-69
Poyer, Jordan.....	2011
Preston, Edward.....	1918
Preston, Robin.....	1972
Priseman, Casey.....	2005-06

Q

Quayle, Billy.....	1927-29
Quesinberry, Bob.....	1949
Quinn, Robert.....	1924-25
Quiring, Andy.....	2010
Quiring, Jake.....	2002-03

R

Rainwater, Travis.....	1999
Ranstad, Hal.....	1998-99
Rasmussen, Boyd.....	1933-35
Reardon.....	1919
Recuenca, Rob.....	2003
Reece, Jeff.....	1981-83
Reed, Clifford.....	1910-11
Reinking, Ed.....	1960
Remmell, Art.....	1928
Renault, Nick.....	2000
Renne, Steve.....	1967-70
Reyes, Jorge.....	2007-09
Reynolds, Kerisi.....	2001-03
Rhoderick, Kevin.....	2008-10
Rice, Lance.....	1985-88
Rich, Larry.....	1968-70
Richards, Harry.....	1946-49
Richie, Paul.....	2001-04
Richter, Gary.....	1977-79
Rickson, Carl.....	1918-20
Ridenour, Ryan.....	1988
Ridings, Red.....	1923-25
Rieben, George.....	1909-12
Riley, Mickey.....	1980-83
Riphey, Tom.....	1922-24
Rittenhouse, James.....	1933
Robbins, Orlie.....	1926
Robertson, Daniel.....	2008
Robles, Tanner.....	2008-10
Rodriguez, Jake.....	2011
Roelandt, Frank.....	1943, 47-49
Romero, Stefan.....	2009-10
Rooper, John.....	1907-08
Rothstrom, Ray.....	1953-54
Rowe, Ben.....	2001-04
Rowe, Bill.....	2006
Rowe, Mike.....	1978
Rowe, Pete.....	1974-77
Rowe, Rob.....	1972
Rudolph, Steve.....	1976-79
Rudzick, Bill.....	1959-60
Ruggles, Jim.....	1952-55
Rumrey, K.C.....	1999
Runyon, J.R.....	2002
Rushing, John.....	1984-85



Daniel Turpen

S

Sallee, Eric.....	1978
Sakamoto, Jeff.....	1999
Sanders, Jared.....	2002-04
Sanders, Paul.....	1990-91
Sanders, Scott.....	1988-90
Santos, Adalberto.....	2009-10
Santschi, Scott.....	2006-07
Sauvain, Chuck.....	1946-49
Schader, Troy.....	1997-99
Scheckla, Rod.....	1987-88
Schimmel, Jack.....	1946
Schlottman, Charlie.....	1975-77
Schmidt, David.....	1994-96
Schneider, Bob.....	1932
Schofield, Travis.....	1990
Schoppe, David.....	1989-91
Schroeder, Chad.....	2004
Schulmerich, Wes.....	1925-27
Schultz, John.....	1992-94
Schultz, Scott.....	2011
Schulze, Harry.....	1946-47
Schwab, Arland.....	1938-40
Scott, Monte.....	1977
Seeley, Blossom.....	1915-16
Seibert, Emil.....	1919-20
Selberg, Eric.....	1966-67
Shade, Jack.....	1922
Shaffer, Mark.....	1987-88
Shaw, Clayton.....	1939-41
Shaw, James.....	1912-14
Shaw, Pat.....	1980-82
Shelton, Todd.....	2005
Shields, Ian.....	1990, 92
Shirtcliff, Bud.....	1951-53
Shoup, Tom.....	1968-70
Shupe, Max.....	2009
Siebert, Emil.....	1918
Sieberts, Ade.....	1914-16
Siemons, Holly.....	1911
Sigrist, John.....	1924-26
Simas, Tom.....	1974-75
Simas, Warren.....	1942, 47
Simmons, David.....	1977-78
Sims, Rod.....	1938-40
Sinclair, Free.....	1914
Sipple, John.....	1984-86, 88
Sitton, Kraig.....	2008-10
Skeen, Scott.....	1997
Skoog, Jim.....	1965-67
Skriver, Larry.....	1971-74
Smith, Mason.....	1991-94
Smith, Simeon.....	1913-15
Smith, Steve.....	1981-83
Smith, Tyler.....	2010-11
Snelling, Allen.....	1992-95
Snyder, Ray.....	1949-50
Sogard, Alex.....	2007
Soller, Fred.....	1937-39
Solomon, Dale.....	2007-08
South, Veeder.....	1963-65
Specht, Lyle.....	1940-41
Sprick, Jack.....	1946
Stahl, Doug.....	1962-64

Stamps, Brian.....	2011
Stark, Eric.....	1998-2001
Starr, Taylor.....	2008-09
Steele, Kurt.....	2003-05
Stephenson, Jack.....	1952, 54-55
Stevens, Pat.....	2001-02
Stevens, Ron.....	1963
Stiltner, Nick.....	2009-10
Stolz, Bob.....	1950
Stone, Bryan.....	2004
Stranberg, Jason.....	1996-98
Straub, Dennis.....	1962-64
Street, Andy.....	1923
Strode, Brett.....	1999
Strode, Don.....	1942
Strutton, Mike.....	1983-84
Sturgeon, Chris.....	1994-96
Stutes, Mike.....	2006-08
Stykel, Don.....	1998-2000
Sullivan, John.....	1923-25
Summerfield, Darryl.....	1966-68
Summers, Chris.....	1991
Summers, Stan.....	1920-21
Supple, Joe.....	1914, 16
Susac, Andrew.....	2010-11
Swango, Wayne.....	1964-66
Swann, Claude.....	1907-08
Swedberg, Steve.....	1971-73
Swinburnson, Tyler.....	1995, 97
Syversen, Dain.....	1982-84

T

Taggart, Lawrence.....	1922
Takami, Ralph.....	1937-39
Talcott, Chris.....	1986-88
Tanselli, Gene.....	1949-51
Tanselli, Lou.....	1979-81
Taroli, Ray.....	1971-74
Tasto, Dutch.....	1921-23
Taylor, Donald.....	1951
Tebb, Fred.....	1924-25
Tema, Bryan.....	1986-87
TenPas, Kane.....	2001-03
Terrell, James.....	1983-85
Thomas, Todd.....	1980-83
Thomas, John.....	1951-53
Thurman, Mike.....	1992-94
Tommasini, John.....	2008-10
Torson, Jim.....	1928-30
Tower, Denny.....	1966-68
Tracey, Tom.....	1967-68
Trask, Rod.....	1964-65
Tuck, Jeff.....	1995-96
Turk, Joe.....	1911
Turpen, Daniel.....	2005-07

U

Umemoto, Robert.....	1972-73
Underiner, Dave.....	1979

V

Vanderbundt, Skip.....	1967
Vazquez, Abino.....	1996-97

Vermillion, Tyson.....	1996-97
Versluis, Pat.....	1999
Vladic, Larry.....	1987-88, 90-91

W

Wagner, Bill.....	1959-61
Wagner, Fred.....	1930
Wagner, Geoff.....	2005-06
Wagner, Heinie.....	1924
Wakeland, Chris.....	1995-96
Waldron, Tyler.....	2009-10
Walker, Larry.....	1958
Wallace, John.....	2006-09
Walters, Red.....	1912
Ward, Dallas.....	1925, 27
Ward, Thomas.....	1933, 35
Warren, Brent.....	2009-10
Watts, Brent.....	1993-94
Webber, Levi.....	2001-03
Weber, Tass.....	1933-34
Webster, Bob.....	1979-80
Wegner, Lou.....	1946-47, 49
Weide, Karl.....	1966, 69
Weimer, Elmer.....	1943
Weller, Theodore.....	1913-16
Wellman, Norb.....	1952-54
Wells, Braden.....	2007-08
West, Ken.....	1980-81, 83
Wetzler, Ben.....	2011
Wheeler, Todd.....	1981-82
Wheeling, Mark.....	1995
White, Don.....	1950-52
Whitelaw, John.....	1959-60
Wiggins, Dave.....	1970-71
Wilkins, Chris.....	2000-01
Wilkins, Steve.....	1975-76
Williams, William.....	1914-16
Williams, David.....	1989-92
Williams, Gene.....	1940, 42
Williams, Kevin.....	1977
Williams, Paul.....	2001
Williams, Quinn.....	1983-86
Williams, Steven.....	1977
Wilkie, Corrie.....	1998-99
Wilson, Dick.....	1954-56
Wilson, Jim.....	1980-82
Wilson, Lloyd.....	1969-71
Wintermute, Ira.....	1936
Winters, Glen.....	1926-27
Wirth, Tim.....	1987
Withrow, Jim.....	1954
Woerner, Jack.....	1934-36
Wolff, Carl.....	1907, 11
Wong, Joey.....	2007-09
Wood, Carlton.....	1928-30
Woodard, Jack.....	1933
Woodard, Walter.....	1931-32
Woodward, Woody.....	1923, 25
Worthley, Norman.....	1935-36
Wray, Corky.....	2000-01
Wray, Doug.....	1955
Wright, Oran.....	1939
Wright, Willard.....	1938
Wynne, Richard.....	1924-25

Y

Yonemitsu, Jon.....	1990-93
Younce, Earl.....	1937-38
Younce, Len.....	1940-41
Young, Richard.....	1923-25
Yunker, Jason.....	1987-88

Z

Zarbinsky, Ron.....	1957
---------------------	------

Honorary

Halbrook, Scott.....	1982
----------------------	------