


GV 958
07
07
1978



1978
OREGON STATE
FOOTBALL



WILLIE JOHNSON
Sophomore Tailback

PRESS BOOK AWARD

The 1977 Oregon State football media guide was selected by CoSIDA as the top publication of its kind in District 8 of the NCAA and No. 2 in the national overall. We thank CoSIDA for the honor.

OREGON STATE STAFF

GN958
07
07
1978

All personnel may be reached through the Athletic Department number during regular working hours. Office and home numbers are listed below.

Athletic Department	Area Code 503 754-2611
Athletic Ticket Office	754-4455
Sports Information Office	754-3720
Football Office	754-2614
	HOME
Director of Athletics: DEE ANDROS	753-5886
Associate Director: PAUL VALENTI	753-3731
Head Football: CRAIG FERTIG	
Assistant Football: RAY BRAUN	757-0614
Assistant Football: LARRY BRYAN	757-9029
Assistant Football: TONY KOPAY	753-0469
Assistant Football: MIKE KUKLENSKI	
Assistant Football: NATE SHAW	757-9833
Assistant Football: ED SOWASH	753-9919
Assistant Football: JOHN FONTES	757-9724
Head Basketball: RALPH MILLER	757-1897
Assistant Basketball: JIM ANDERSON	752-5778
Assistant Basketball: DAVE LEACH	752-8251
Head Wrestling: DALE THOMAS (ex 3224)	752-1759
Assistant Wrestling: JIM POND (ex 3224)	752-8050
Head Baseball: JACK RILEY	752-6613
Assistant Baseball: DEL KERBER	928-1461
Head Track: STEVE SIMMONS	753-9944
Crew Coach: KARL DRLICA	753-7446
Golf Coach: JERRY WEILER (ex 4033)	753-9934
Business Manager: JERRY WARD	753-1922
Administrative Assistant: JACK RAINEY	926-4770
Ticket Manager: ELAINE VANVLEET	752-3809
Trainer: BILL ROBERTSON	753-4108
Assistant Trainer: LOREN SOLUM	752-5471
Equipment Manager: DON SHELLEY	752-1171
Assistant Equipment Manager: AL MURPHY	754-0075
Assistant Equipment Manager: BILL WOJCIECHOWSKIE	745-5806
Groundsman: TOM RIES	929-5351
Accountant: BETTY COCHRAN	258-7933
Asst. Ath. Dir. & Beaver Club Director: JIM RUDD	757-7879
Team Doctor: DR. STEVEN ROY	753-9317
Director Public Relations & Promotions: HAL COWAN	757-1446
Sports Information Director: JOHN EGGERS	753-6178
Assistant Sports Information Director: SCOTT JOHNSON	757-7759
Women's SID: JUDY NIESSLEIN	752-8711
Office Secretaries: ANNE HARPER, BECKY HAZEL, DOROTHY MEJDELL, JEAN REIMAN, SHARI TIBBETTS, MARVI CALLAHAN, KRIS WILBURN, LYNDA WOLFENBARGER	
Parker Stadium Press Box	754-2410
BEEPER PHONE NUMBER (2½ minute tape recording)	754-2000

The 1978 edition of the Oregon State football press guide for PRESS—RADIO—TELEVISION contains the basic information on OSU football and was compiled and edited by Hal Cowan, Director, Public Relations & Promotions, Gill Coliseum, Oregon State University, Corvallis, Oregon 97331.

THIS BOOK MAY BE PURCHASED FOR \$2.00 PER COPY. PLEASE INCLUDE 50c ADDITIONAL TO COVER MAILING COST.

Table of Contents

SCHEDULES & RESULTS

1978 Schedule	3
1977 Results	3
Future OSU Schedules	IBC
Opponents Schedule	Back Cover

PRESS INFORMATION

Press Services, Tickets	4
OSU Radio Network	5
Craig Fertig TV Show	5
Team Travel Itinerary, PR Itinerary	6
Ticket Information, Parker Stadium Diagram	7

GENERAL INFORMATION

Parker Stadium	8-9
Oregon State University	10
Pacific-10 Conference	148-149

OSU STAFF

Staff & Home Phone Numbers	1
Craig Fertig, Head Coach	12-13
Tony Kopay, Offensive Coordinator	13-14
Ray Braun, Defensive Coordinator	14
Larry Bryan, Quarterbacks	15
Ed Sowash, Linebackers	16
Nate Shaw, Defensive Secondary	17
Mike Kuklenski, Running Backs	17-18
John Fontes, Linebackers	18-19
Matt Hammack, Receivers	19
Dee Andros, Athletic Director	21-22
Dr. Robert W. MacVicar, President	22-23
Paul Valenti, Associate Athletic Director	24
Administrative Staff	25-28

OPPONENTS

1978 OSU Opponents	34-44
--------------------	-------

1977 SUMMARY INFORMATION

Summary of 1977 Games	45-48
1977 OSU Statistics	49-51
1977 Pacific-8 Statistics	52-55
Players of the Week, Honors for 1977 Beavers	56
1977 All-Conference Team	57

1978 OSU BEAVERS

Outlook	30-32
Beaver Profiles	61-92
Offensive Depth Chart	72
Defensive Depth Chart (Orange Section)	73
Alphabetical Roster (Orange Section)	76
Personnel Summary (Orange Section)	77
Numerical Roster (Orange Section)	78
Lettermen Returning/Lost, Pronunciation Guide	79
Freshman Profiles	93-99

HISTORY

Pacific-8 Yearly Standings	58-59
Top 10 Season Statistical Leaders	101
Top 10 Career Statistical Leaders	102
Career, Season Statistical Leaders	103-105
All-Time OSU Football Records	106-110
OSU Series Standings	111-113
Intersectional Record	114
Through The Years	115-116
Former OSU Coaches, Records	117
Attendance Records	118-119
Rose Bowl Scores	120
Ex-Beavers in Pro Football	121-122
Awards	124-130
Post-Season Competition	126-128
OSU Athletic Directors	130
OSU Results, 1893-1977	131-139
OSU Football Lettermen	140-147

Oregon State University (Corvallis)
 (Football)

1978 OREGON STATE SCHEDULE

Date	Opponent	Site	Game Time	Reserve Seats
Sept. 9	BRIGHAM YOUNG	CORVALLIS	6:00 PDT	\$8.00
Sept. 16	*Arizona	Tucson	7:30 MST	\$8.00
Sept. 23	Tennessee	Knoxville	7:30 EDT	\$10.00
Sept. 30	*WASHINGTON	CORVALLIS	1:30 PDT	\$8.00
Oct. 7	Minnesota	Minneapolis	1:30 CDT	\$8.00
Oct. 14	Bye			
Oct. 21	*USC	Los Angeles	1:30 PDT	\$9.00
Oct. 28	*Stanford	Palo Alto	1:30 PDT	\$8.00
Nov. 4	*Washington State	Pullman	1:00 PST	\$8.25
Nov. 11	*UCLA	CORVALLIS	2:00 PST	\$8.00
Nov. 18	*ARIZONA STATE	CORVALLIS	1:30 PST	\$8.00
Nov. 25	*OREGON	CORVALLIS	1:30 PST	\$10.00

*Indicates Pacific-10 Game

1977 OSU RESULTS

Opponent	OSU Score	Site	Attendance
Syracuse	24-12	Corvallis	22,000
*USC	10-17	Corvallis	31,143
Arizona State	31-33	Tempe	57,535
Tennessee	10-41	Knoxville	82,865
Brigham Young	24-19	Corvallis	33,965
*California	17-41	Berkeley	33,400
*Washington	6-14	Seattle	46,677
*Stanford	7-26	Corvallis	20,196
*Washington State	10-24	Corvallis	22,567
*UCLA	18-48	Los Angeles	35,529
*Oregon	16-28	Eugene	34,068

*Indicates Pacific-8 Game

Total Attendance	419,945
Average Season Attendance	38,177
Home Attendance	129,871
Average Home Attendance	25,974
Road Attendance	290,074
Average Road Attendance	48,346

OSU RECORD AGAINST 1978 OPPONENTS

	G	W	L	T	Series
Brigham Young	6	4	2	0	1955
Arizona	2	1	1	0	1966
Tennessee	1	0	1	0	1977
Washington	63	24	35	4	1897
Minnesota	1	0	1	0	1954
USC	47	7	36	4	1914
Stanford	45	13	30	2	1919
Washington State	65	34	29	2	1903
UCLA	34	8	22	4	1930
Arizona State	9	5	4	0	1961
Oregon	81	37	35	9	1894

Press Information

PRESS BOX TICKETS, ACCOMMODATIONS

Press box tickets for games at Parker Stadium may be obtained by working press and radio & TV personnel by writing the Sports Information Department, Oregon State University, Gill Coliseum, Corvallis, Oregon 97331. There is a limit of six people per radio booth. Tickets should be ordered in advance to permit mailing. Press parking is available at Parker Stadium. When requests are received after the Wednesday prior to the game, tickets will be left at Parker Stadium "WILL CALL" window. **NON-WORKING INDIVIDUALS WILL NOT BE PERMITTED ON THE PRESS LEVEL.** Those who plan to drive to Parker Stadium should apply for parking passes at the same time press box tickets are requested.

PHOTOGRAPHY

Sideline tags will be issued to photographers representing daily newspapers, TV, wire and photo services. Sideline tags **WILL NOT ADMIT** bearer to press box. The NATIONAL rule limits the shooting of pictures to an area outside a five-foot restraining line enclosing the playing field. Pictures may be taken between the 35-yard lines during the **FIRST QUARTER ONLY.** Sideline photo tags or press box photo passes may be obtained from the OSU Sports Information Department.

SERVICES

The Sports Information Department will furnish a play-by-play after each quarter. Statistics will be available at halftime and the conclusion of the game. Lineups, substitutions, scoring summary, quotes and other pertinent information will be available after the game. A press box PA is also available. The buffet will be open at the rear of the press box prior to the game for a light lunch.

TELECOPIERS

The Parker Stadium press box is wired to handle Telecopiers. Media planning to use such devices must make their own arrangements with Pacific Northwest Bell (757-1551) in Corvallis for a telephone as phones will not be available for Telecopier use in the press box. Phones are available in the Sports Information Office in Gill Coliseum, however. The Sports Information Department does have one Xerox Telecopier which can be used upon request.

ROAD GAMES

Requests for press tickets to games away from home should be made to the following Sports Information Directors:

ARIZONA — Frank Soltys, Sports Information Director, University of Arizona, Tucson, Arizona 85720 (AC 602 884-1919)

TENNESSEE — Haywood Harris, Sports Information Director, University of Tennessee, Knoxville, Tennessee 37916 (AC 615 974-3373)

MINNESOTA — Bob Peterson, Sports Information Director, University of Minnesota, Minneapolis, Minnesota 55455 (AC 612 373-5236)

USC — Jim Perry, Sports Information Director, University of Southern California, University Park, Los Angeles, CA 90007 (AC 213 741-2224)

STANFORD — Gary Cavalli, Sports Information Director, Stanford University, Stanford, CA 94305 (AC 415 497-4418)

WASHINGTON STATE — Rod Commons, Sports Information Director, Washington State University, Pullman, WA 99164 (AC 509 335-4501)

Oregon State Radio Network



Darrell Aune


Every Oregon State University football game, both home and away, will be carried live throughout the state of Oregon and much of Washington over a 23-station Oregon State University sports network. Veteran sportscaster Darrell Aune will once again call the play-by-play action for Beaver football. Aune, KEX Sports Director and "Voice of the Beavers" is a graduate of Washington State University and will be starting his ninth year as play-by-play broadcaster for the Oregon State Sports Network. While he was at Washington State he did play-by-play for the Cougars. He also did play-by-play for Southern Colorado College in Pueblo, Colorado, before joining KEX. He was named Oregon "Sportscaster of the Year" for two consecutive years and is past president of the Oregon Sportscasters and Sportswriters Association.

Jim Howe, KEX News Director, provides color for all Oregon State football games and has been with the KEX news department for 16 years, the last 13 as News Director. This will be his sixth year as a color-man for the Oregon State broadcasts. Previously, he was play-by-play announcer for the KEX Metro League game of the week. Howe is past-president of the UPI Broadcast News for Oregon.

Radio station KEX (1190), Portland, originates the broadcast for the 23-station network, which includes the following stations:

KAST — Astoria	KJDY — John Day	KEX — Portland
KBKR — Baker	KAGO — Klamath Falls	KRCC — Prineville
KLOO — Corvallis	KLBM — LaGrande	KPRB — Redmond
KNND — Cottage Grove	KQIK — Lakeview	KQEN — Roseburg
KWVR — Enterprise	KBCH — Lincoln City	KOHI — St. Helens
KPNW — Eugene	KMED — Medford	KFIR — Sweethome
KOHU — Hermiston	KNPT — Newport	KTIL — Tillamook
KIHR — Hood River	KUMA — Pendleton	

Craig Fertig TV Show



Jimmy Jones

For the second straight year, the "Craig Fertig Show" will be televised each Sunday of the 1978 Oregon State football season, starting with the first show, September 10, and running through November 26.

The one hour show, sponsored by Equitable Savings & Loan, will be shown from 5:00 to 6:00 p.m. over the OEPBS (Oregon Education Public Broadcasting Service) network. The network includes KOAC (channel 7), Corvallis; KOAP (channel 10), Portland; and KTVR (channel 13), LaGrande.

KPTV Sports Director Jimmy Jones will serve once again as the host for the Craig Fertig show. Jones, who also serves as the Beavers' play-by-play voice on televised basketball games, has been named Oregon's "Sportscaster of the Year" seven times since he has been at KPTV.

OSU Travel Itinerary

ARIZONA — Sept. 16

Travel: United Air Lines charter flight. Leave Portland 10:00 a.m. PDT on Friday, Sept. 15 and arrive in Tucson at 12:35 MST. Return flight departs Tucson at 9:00 a.m. MST on Sunday, Sept. 17 and arrives at Portland 11:40 a.m. PDT.

Hotel: Double Tree Inn, 4455 S. Alvernon Way, Tucson, Arizona 85711. Phone: AC 602 881-4200.

PR Advance: Arrive in Tucson Monday night, Sept. 11 and stay at Double Tree Inn.

TENNESSEE, Sept. 23

Travel: United Air Lines charter flight. Leave Portland 10:00 a.m. PDT on Friday, Sept. 22 and arrive in Knoxville at 5:20 EDT. Return flight departs Knoxville at 10:00 a.m. EDT on Sunday, Sept. 24 and arrives at Portland 11:55 a.m. PDT.

Hotel: Hyatt Regency Hotel, 500 Hill Ave. S.E., Knoxville, Tenn. 37901. Phone: 615 637-1234.

PR Advance: Arrive in Nashville, Tenn., on Tuesday night, Sept. 19 and will be in Nashville Wednesday morning and move to Knoxville Wednesday afternoon. Will stay at Hyatt Regency in Knoxville.

MINNESOTA, Oct. 7

Travel: United Air Lines charter flight. Leave Portland 10:00 a.m. PDT on Thursday, Oct. 5 and arrive in Minneapolis at 4:00 p.m. CDT. Return flight departs Minneapolis at 6:30 p.m. CDT on Saturday, Oct. 7 and arrives at Portland 8:00 p.m. PDT.

Hotel: Midway Twins Motor Inn, 1975 University Ave., St. Paul, Minn. 55104. Phone: AC 612 645-0311.

PR Advance: Arrive in Minneapolis Tuesday night, Oct. 3 and stay at Midway Twins Motor Inn, St. Paul.

USC, Oct. 21

Travel: At this time no set arrangements. It will either be a charter flight out of Eugene or commercial out of Portland.

Hotel: Hyatt Regency Hotel, 711 South Hope St., Los Angeles, CA 90017. Phone: AC 213 683-1234.

PR Advance: Arrive in Los Angeles on Monday night, Oct. 16 and will stay at Hyatt Regency Hotel.

STANFORD, Oct. 28

Travel: United Air Lines commercial flight. Leave Eugene at 10:40 a.m. PDT on Friday, Oct. 27 on UAL flight #511 and arrive in San Francisco at 12:00 noon. Return flight leaves San Francisco at 6:30 p.m. PDT on Saturday, Oct. 28 on UAL flight #536 and arrive in Eugene at 7:45 p.m. PDT.

Hotel: Cabana Hyatt Hotel, 4290 El Camino Real, Palo Alto, CA 94306. Phone: AC 415 483-0800.

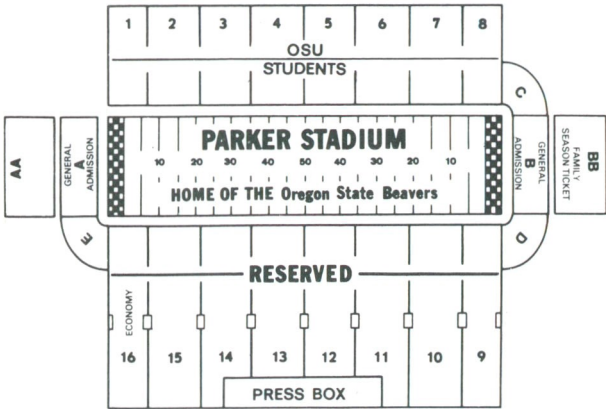
PR Advance: Arrive in San Francisco on Monday morning, Oct. 23 and stay at Cabana Hyatt Hotel in Palo Alto.

WASHINGTON STATE, Nov. 4

Travel: Northwest Orient commercial flight. Leave Portland at 1:10 p.m. PST on Friday, Nov. 3 on Northwest flight #610 and arrive at Spokane at 2:02 p.m. PST. Bus from Spokane to Moscow, Idaho. Return flight leaves Spokane at 6:40 p.m. PST on Saturday, Nov. 4 on Northwest flight #69 and arrives in Portland at 7:35 p.m. PST.

Hotel: University Inn, Pullman Highway, Moscow, Idaho 83843. Phone: AC 208 882-0550.

PR Advance: Arrive in Spokane on Tuesday morning, Oct. 31 and will stay at Desert Sahara Motor Lodge Tuesday and Wednesday and University Inn, Moscow on Thursday.



Students — 1-8
 Season — 12-15
 Economy — 16

Faculty/Staff — 11
 Visiting Teams — 9-10
 General Admission — Letter Sec.

TICKET INFORMATION

Season Ticket (5 games)	\$42.00
Economy Season Ticket (Section 16 Only)	\$27.00
Family Season Ticket	\$42.00
(2 adults and 4 children)	

ROAD GAMES

Arizona	\$8.00
Tennessee	\$10.00
Minnesota	\$8.00
USC	\$9.00
Stanford	\$8.00
Washington State	\$8.25

TICKET AGENCIES

ALBANY — Vince Barrett Sports. **ASTORIA** — Steinbock Pharmacy. **CORVALLIS** — Nickallan's Menswear; Elks Lodge. **COOS BAY** — Bay Area Athletic Supply. **EUGENE** — Mattox Pipe Shop. **HILLSBORO** — Hillsboro Arqus. **LEBANON** — Reeves Clothing Store. **MEDFORD** — Central Rexall Drug. **NEWPORT** — Moby Dick's Fine Foods. **PORTLAND** — Stevens & Sons Jewelers (Lloyd Center); Meier & Frank Tickets (downtown). **ROSEBURG** — Larry's Man's Shop. **SALEM** — Bill Beard Sporting Goods; American Federal Savings & Loan.

OREGON STATE ATHLETIC TICKET OFFICE

107 Gill Coliseum

Corvallis, OR 97331

Phone: 754-GILL or 754-4455

PARKER STADIUM

Parker Stadium, right in the heart of the beautiful Oregon State University campus, ranks as one of the finest and most up-to-date football plants in America.

Seven years ago, they added 9000 west sideline seats, bringing the total capacity to 40,750 seats. An overflow crowd of 41,494, largest then ever to witness an athletic event in the state of Oregon, was on hand to watch Oregon State hand national champion Southern California its only defeat (3-0).

About 27,500 seats at Parker Stadium are of the sideline variety. There are 82 rows on the west sidelines and 40 rows on the east sidelines, and the entire east sideline of 9000 seats has been turned over to OSU students.

Parker Stadium is named for Charles T. Parker, a Portland businessman and OSU graduate who played a major and financial role in its opening in 1953. The stadium was built at no cost to taxpayers, through donations from OSU alums and friends. Original seating was 28,000, which at that time appeared adequate.

Some years ago, additional seats in the end zone and corners raised the total capacity to 33,000. Then, in time for the 1968 season, the new west sideline addition raised it to 40,750, and contributions again helped make this possible. Mr. Parker made a sizeable contribution, just as he had in 1953, and his gift was matched. The late Jack Brandis, Portland and Corvallis forestry executive, headed up a small committee that secured the matching funds. OSU athletic department funds were also used.

Now, the Beavers have another brand new Astro Turf installation, just completed last August. The new "rug," worth over \$273,000, cost the University about \$81,000 and was funded 49 percent from physical education, 31 percent from intercollegiate athletics and 20 percent from student fees.

Chief architect for the new addition was Dan Zarosinski, Portland engineer. Zarosinski received his B.A. and M.A. degree in Engineering at OSU and played three years of varsity football for the Beavers (1949-51).

Parker Stadium is picturesque, as well as practical. There's a lot of parking space, within close walking distance of the stadium. Every seat is a good seat, with no posts. From some of the higher rows, one has a beautiful view of the McDonald National Forest, Mary's Peak and the Coast Range of mountains. Dressing rooms for players are located in close-by Gill Coliseum, less than 100 yards from the playing field.


The press box, high atop the west sideline stands, is one of the most workable to be found anywhere.

First floor is strictly for members of the working press. There are 56 seats in the front row, and 52 seats in the elevated back row; with lots of walking room in between. Nobody is crowded. Another big working area is located back of the two press rows. Also, there is a lunch bar, with tables and chairs.

The second floor is reserved for radio and TV media, plus home and visiting coaches (phones to field). Two huge TV and photography booths are 22 feet 6 inches across each, and 27 feet deep. Ten smaller booths, each 11 feet 3 inches across and 27 feet deep, are used by radio, coaches, statisticians, etc. Under good weather conditions, the press box roof also could be used for TV or photography purposes.

One of the best additions is the press box elevator, which was made possible by a donor who prefers to remain anonymous. The elevator runs from the lower level to all floor levels.

PARKER STADIUM



Oregon State University

Oregon State University

PRESIDENT: Dr. Robert W. MacVicar (Wyoming)
DEAN OF ADMINISTRATION: Milosh Popovich (OSU)
DEAN OF STUDENTS: Dr. Robert W. Chick (Missouri)
FACULTY ATHLETIC REPRESENTATIVE: John R. Davis (Minnesota)
REGISTRAR: Wallace (Bud) Gibbs (OSU)
LOCATION: Corvallis (population 40,200)
ENROLLMENT: 16,513
WHEN ESTABLISHED: 1868 as a land grant institution
COLORS: Orange and black
NICKNAME: Beavers
FOOTBALL: Parker Stadium (41,000)
BASKETBALL: Gill Coliseum (10,000)
BASEBALL: Coleman Field (2,000)
TRACK: Wayne Valley Field (4,000)
CONFERENCE: Pacific-10

Oregon State University is Oregon's oldest state-supported institution of higher learning. It uses Oct. 27, 1868 as its Charter Day.

Like many of the leading public universities in the U.S., Oregon State was established as a Land Grant or "people's college" under the historic Morrill Act signed by President Abraham Lincoln. The act provided grants of lands to the various states to start public colleges that would extend educational opportunities to all who had the will and ability to learn.

In its early years, the school was located in "downtown Corvallis." A 35-acre farm was purchased in 1870 for a new college campus west of town. The first building, Benton Hall, was completed in 1888.

In the beginning, the curriculum was typical of the colleges of the period. There was a classical course leading to the Bachelor of Arts degree and a scientific course leading to the Bachelor of Science.

Agriculture was added in 1869 under the impetus of the Land Grant Act. Commerce, household economy and engineering courses came soon too and in 1908, four professional schools were established: Agriculture, Commerce, Engineering, and Home Economics.

With 16,500 students now, Oregon State offers a complete university curriculum. The College of Science and the College of Liberal Arts are the largest academic units. Schools include Agriculture, Business and Technology, Education, Engineering, Forestry, Home Economics, Oceanography, Pharmacy, and a Division of Health and Physical Education.

OSU's 400-acre, tree-lined campus now has about 100 buildings and research laboratories. Classroom buildings, the library, and student activity areas are located in the center. Residence halls and research areas are on the edges.

In September 1971, Oregon State was designated by the U.S. Commerce Department as one of the nation's first four Sea Grant colleges as well. As such, it is charged with leadership in the wise development of marine resources.

Oregon State's ocean research vessels (four) are docked at Newport on the Oregon Coast, just 55 miles from the campus. The university's Marine Science Center there has become one of the top tourist attractions in the Northwest.



The Coaching Staff . .

Coaching Staff



CRAIG FERTIG
Head Football Coach

COLLEGE: USC, 1964

AGE: Born 5/7/42 in Bell, CA

RECORD: 4-19-0

YEAR AT OSU: 3rd

Craig Fertig, 36, a dynamic young coach with a rich football heritage already behind him, heads into his third season as Oregon State's football coach this fall.

Fertig was named OSU's head coach in December, 1975. Since that time Fertig has been a whirling dervish while working toward his goal of returning Beaver football back to the winning tradition that OSU has known for many years. Fertig came to Oregon State with a reputation of having a sound football philosophy, a strong recruiter and the ability to promote college football. He certainly has more than fulfilled his advanced billing.

Fertig, of course, replaced a fabled name among the nation's grid mentors in Dee Andros. In announcing Fertig as his replacement, Andros, now OSU's Athletic Director, said, "We looked the entire country over for the best man available for our coaching job and I don't think under any circumstances could we have found a better man than Craig Fertig".

Fertig had a rich foundation already behind him as he awaited realization of his biggest dream — a head coaching job at a Pacific-8 school.

Fertig's football career got its beginning as an all-city quarterback at Huntington Park, Ca., High School. Then, it was on to University of Southern California where he enjoyed an outstanding collegiate career playing under John McKay. While quarterbacking the Trojans, Craig established eight USC records in passing, including most yards passing on one game, 371. Craig was a member of USC's 1962 Rose Bowl and national championship team and was co-captain of the 1964 club. He was named winner of the Davis-Teschke Award his senior year at USC which is given to the most inspirational player on the USC squad.

Following his senior year, Fertig was drafted by the Pittsburgh Steelers of the NFL but elected to accept an assistant coaching job at USC under McKay rather than play professional football. That decision Craig has never regretted. "I regard John McKay as the master, one of the great men of collegiate football history and it was an honor for me to have been on his staff", Fertig asserts. "And naturally, I carry much of his philosophy into my teaching of the game at OSU".

Fertig spent nine years with McKay before he left to join the World Football League ranks in 1974 as offensive coordinator of the Portland Storm under Dick Coury. Following the demise of the WFL, Fertig returned to USC as offensive coordinator in 1975 in charge of the quarterbacks and receivers once again.

All told, USC recorded a fantastic record of 84-20-6 in 10 years Fertig served as a McKay assistant, including six Rose Bowl and one Liberty Bowl appearance. USC won seven Pacific-8 championships and three national titles during that 10-year span.

His former boss, John McKay had this to say about Craig: "To me, Craig Fertig has always been more than an assistant coach. He did an excellent job at the University of Southern California and I know he and his staff will win at Oregon State. He is a well rounded person and has a solid knowledge in every coaching area".

Another well known name in the football coaching ranks, Paul "Bear" Bryant, also offered the following comment when Fertig was named OSU's head coach: "Ever since Craig beat Notre Dame I've followed his career very closely. USC's win over Notre Dame made us the national champions and we made Craig an honorary 'Bama letterman and sent him a letter jacket. Ever since that I've taken a personal interest in his career and I know that Oregon State made a very wise decision".

Two very famous athletes that Fertig associated with at USC were O. J. Simpson and Lynn Swann. Simpson had this to say about his former coach: "Craig and I have been friends for a number of years. He helped me a lot as a running back at USC and I owe a lot to him because he had a definite impact on the type of person I am today. I am gratified he would consider me to help endorse his program". Swann added: "Even though Coach Fertig did not personally coach at USC, the impact he had on our total offense was tremendous. I know a number of his assistants at Oregon State and there is no doubt in my mind OSU is on the way back to the top".

While a prep star at Huntington Park, Craig earned three letters in football and three in baseball.

Craig is a member of the American Football Coaches Association and the Screen Actors Guild. While an athlete at USC, Craig appeared in several movies.

Craig was married in 1964 to the former Nancy Jane Hooper and the couple have two children, Marc, 9; and Jennifer, 7. One of Craig's most ardent boosters is his father, Henry Fertig, who recently retired as Chief of Police in Huntington Park, Ca.



TONY KOPAY

Offensive Coordinator

ASSIGNMENT: Offensive Coordinator
& Offensive Line

COLLEGE: Washington, 1961

AGE: Born 1/22/40 in Chicago, Ill.

YEAR AT OSU: 3rd

PREP ATHLETIC CAREER: Played four years of football and earned four letters at Notre Dame High School in Sherman Oaks, Ca. He was All-Catholic League running back junior and senior years and was co-captain as a senior. He also earned four letters in track as a hurdler and pole vaulter and was co-captain of track team his senior year.

COLLEGE ATHLETIC CAREER: Played two years at Pierce Junior College in Woodland Hills, Ca. (1958-59) and was an All-Western States Conference running back. He was co-captain his sophomore year. Transferred to Washington and was starting fullback on two straight Rose Bowl teams (1960-61). Huskies beat Wisconsin in '61 Rose Bowl, 44-8, and won national championship with 17-7 win over Minnesota in '62 Rose Bowl.

PREVIOUS COACHING EXPERIENCE: (1961-62) Served as graduate assistant coach under Jim Owens at Washington. (1963-64) Head coach at Crespi Carmelite High School, Encino, Ca. In 1963 his JV and freshman teams were Camino Real League champions and in 1964 his varsity team was Camino Real League co-champs and he was named San Fernando Valley Coach of the Year runner-up. Crespi Carmelite also reached CIF AAA semifinals in 1964. (1965-70) Assistant coach at UCLA under Tommy Prothro. He was freshman coach during '65 and '66 seasons, defensive secondary coach in 1967-68 and offensive line coach in 1969-70. (1971-72) Assistant coach under Pepper Rodgers at UCLA. (1973-74) Offensive coordinator at Washington under Jim Owens. (1975) Assistant coach at Missouri under Al Onofrio.

EDUCATION: Graduated from Notre Dame High School, Sherman Oaks, Ca., 1958. Graduated from Pierce Junior College, Woodland Hills, Ca., 1959. Graduated from Washington, 1961, with B.A. in Physical Education and Education.

FAMILY: Married to former Maryon Vusich. Tony and Maryon have one daughter, Kristen, age 9.

FERTIG ON KOPAY: "I feel lucky to have a man not only of Tony's coaching caliber and knowledge, but also of his personality and the way he gets along with people. He played and coached at good universities with the Pacific-8 and can relate to our conference and the necessities to developing a winning formula quite well".



RAY BRAUN

Defensive Coordinator

ASSIGNMENT: Defensive Coordinator & Defensive Line

COLLEGE: North Dakota State, 1962

AGE: Born 3/6/39 in Killdeer, North Dakota

YEAR AT OSU: 3rd

PREP ATHLETIC CAREER: Played football, basketball, baseball and track at Killdeer High School in Killdeer, North Dakota. Earned three letters in football and was team captain. He earned four letters in basketball and his team was third in state tournament his junior year. He earned two letters in baseball and three in track.

COLLEGE ATHLETIC CAREER: Played football, baseball and participated in track and wrestling at North Dakota State (1957-62). He earned four letters in football and was tri-captain as a senior. He was also named All-Conference defensive end as a senior. He earned two letters in wrestling and one each in track and baseball.

PREVIOUS COACHING EXPERIENCE: (1962) Head football coach and assistant wrestling coach at Assumption Abbey High School and his football team was 8-0 on the season. (1963-64) Head football coach at Minot Ryan High School, Minot, North Dakota. His team was 3-4-1 in 1963 and 8-0-0 in 1964. (1965) Head football coach at Baker Montana High School. His team was 8-0-0. (1966) Head football coach at Missoula Hellgate High School. His team was 8-0-0. (1967) Head football coach Montana Tech High School. His team was 3-5-0. His six-year record as a prep head coach reads 38-9-1. (1968-71) Assistant football coach at North Dakota State and team was 37-3-1 during that span and participated in 1968 Pecan Bowl and 1969 Camellia Bowl. (1972-73) Assistant football coach at Washington State under Jim Sweeney. WSU was 12-10 in those two years. (1974) Linebacker coach for Portland Storm of WFL under Dick Coury. (1975) Linebacker coach for Portland Thunder of WFL.

EDUCATION: Graduated from Killdeer High School, Killdeer, North Dakota, 1967. Graduated from North Dakota State, Fargo, North Dakota, 1962. Received Master's Degree from North Dakota State in 1968.

FAMILY: Married former JoAnn Skackenko in 1958. Ray and JoAnn have five boys, Dennis, 19; Lynn, 17; Cleon, 16; Allan, 15; and Doug, 12.

FERTIG ON BRAUN: "Ray helped to rebuild the Washington State program, a program that became very competitive when Ray was there (WSU was 12-10 during Braun's stay). He is an outstanding technician and is one of the greatest defensive teachers in the game today".



LARRY BRYAN

Quarterbacks

ASSIGNMENT: Quarterbacks

COLLEGE: Utah State, 1964

AGE: Born 11/3/41 in Lafayette, Indiana

YEAR AT OSU: 3rd

PREP ATHLETIC CAREER: Larry was a teammate of Craig Fertig at Huntington Park High School. Larry lettered in football, four years; track, three years; and swimming, one year. Larry attended Huntington Park from 1955-60 and his football team won the city championship in 1959 and Larry was named to the all-city team and was the Eastern League's "Player of the Year" as a senior. He also went on to play in the Shrine All-Star game following graduation. As a track competitor, Larry was the league 440 champion and he won the city 50-yard freestyle crown as a freshman, the only year he competed in the sport.

COLLEGE ATHLETIC CAREER: Larry attended Glendale, Ca., City College during the 1960-61 school year and he was named to the junior college All-America squad as a running back. He then moved to Utah State where he played three years under John Ralston as an offensive and defensive back from 1961-63. Utah State was ranked 10th in the nation during Larry's sophomore year. Utah State was 9-0-1 in 1961, 8-1-1 in 1962 and 8-2 in 1963.

PREVIOUS COACHING EXPERIENCE: (1964-65) Served as freshman coach at Utah State and his teams were 4-0 and 3-0-1, respectively. (1966-68) Assistant coach at Bishop Amat High School in La Puente, Ca. (Bishop Amat was 6-3, 8-1 and 9-1 those three years, respectively. Bishop Amat also reached the CIF playoffs each year. (1969) Assistant coach at USC under John McKay in charge of running backs. Trojans were 10-0-1 that year and beat Michigan 10-3 in the Rose Bowl. (1971) Served as assistant coach at Bishop Amat and Bishop Amat won the CIF AAAA championship with a 13-0 record behind quarterback John Sciarra. (1972-73) Served as Athletic Director and head football coach at Salesian High School in Los Angeles. His club was 5-3-1 and 6-3 in two years. (1974) Assistant coach for Hawaiians in World Football League. (1975) Defensive secondary coach for Utah State under Phil Kruegar. Utah State was 7-4 in 1975. Larry has coached such players as Sciarria, Altie Taylor, Utah State running back now with Detroit Lions; Clarence Davis, USC and Oakland Raiders; Pat Haden and Johnny McKay at Bishop Amat and USC.

EDUCATION: Graduated from Huntington Park, Ca., High School in 1960. Attended Glendale City College (1960-61) and graduated from Utah State University with a B.S. in Physical Education in 1964.

FAMILY: Larry is married to the former Gayle Wangsgard (1965) and he and Gayle have two children, Derek, 12; and Pete, 8.

FERTIG ON BRYAN: "Larry was a great player on the good Utah State teams and coached on several championship teams on the high school level and at USC. He knows what it takes to have an outstanding running attack, and I'm pleased to have him with me at OSU".



ED SOWASH

Linebackers and Special Teams

ASSIGNMENT: Linebackers & Special Teams

COLLEGE: University of the Pacific, 1959

AGE: Born 8/22/37 in St. Louis, Missouri

YEAR AT OSU: 3rd

PREP ATHLETIC CAREER: Ed attended Vallejo High School in Vallejo, Ca. and graduated in 1954. At Vallejo, Ed earned four letters each in football and baseball. In football, Ed was an All-League and All-North Coast pick and in his senior year, Vallejo was voted the top prep team in the nation. Ed was All-League and All-North Coast in baseball and his school's most valuable player as a first baseman-outfielder.

COLLEGE ATHLETIC CAREER: Ed earned four letters each in football and baseball at University of the Pacific in Stockton. He was an honorable mention All-Coast pick as an offensive lineman his junior year. He was UOP's most valuable player three years in a row in baseball.

PROFESSIONAL ATHLETIC CAREER: After graduating from UOP in 1959, Ed signed a professional baseball contract with the Detroit Tigers and played two years in the Detroit and Baltimore Orioles organizations as an outfielder.

PREVIOUS COACHING EXPERIENCE: (1960-62) Assistant football coach and head baseball coach at St. Mary's High School in Stockton, Ca. His football teams went 8-1-0 and 5-2-2, respectively. (1963-64) Director of Athletics, head football coach and baseball coach, plus being recreation director for the city, while at Gustine High School in San Joaquin, Ca. At Gustine, his teams recorded 9-1-0 two years in a row. (1965-66) Head football coach at Santa Rosa High School in Santa Rosa, Ca. His teams were 4-5-0 and 3-5-0 in two years at Santa Rosa. (1967) Head football coach at Barstow Junior College, Barstow, Ca., where his club went 5-5-0. (1968) Assistant football coach and assistant baseball coach at Sacramento State, Sacramento, Ca. Sacramento State was 5-1-0 in 1968. (1969-70) Assistant football coach at New Mexico State University, Las Cruces, New Mexico. (1971-73) Head football coach at Los Angeles Valley College. (1974-75) Assistant football coach at USC under John McKay. During his coaching career at Gustine High School, he was named "Coach of the Year" in 1963 and '64. USC defeated Ohio State 18-17 in the Rose Bowl after the 1974 season and Team A & M in the Liberty Bowl in '75 while Ed was an assistant. He coached such players as Jim Willoughby, a pitcher for the Boston Red Sox, while at Gustine; Dan Lightfoot, former All-Coast guard at Stanford, while at Santa Rosa; and Ron Po James, running back with Philadelphia Eagles, while at New Mexico State.

EDUCATION: Graduated from Vallejo High School in 1954 and from UOP in 1959 with a B.S. in Physical Education. Earned his Master's in Physical Education from UOP in 1965.

FAMILY: Ed is married to the former Darla Zunino (1958) and he and Darla have two children, Cindy, 19, and Steven, 17. Cindy, a freshman at OSU, is on Beaver rally squad.

FERTIG ON SOWASH: "Ed played on some great teams at Pacific and has coached on some great teams at USC as well. It takes a certain type of person to coach the offensive line. They speak a different language, one that Ed understands. He is a very fine football coach."



NATE SHAW

Defensive Backs

ASSIGNMENT: Defensive Backs

COLLEGE: USC, 1966

AGE: Born 5/20/45 in San Diego, CA

YEAR AT OSU: 3rd

PREP ATHLETIC CAREER: Nate was a three-sport star at Lincoln High School in San Diego. He earned three letters each in football, basketball and baseball. As a football player, Nate earned all-CIF honors, all-city, all-Southern League, All-America and Player of the Year plaudits. In basketball, Nate was an all-Southern League pick and MVP of his team. Once again, in baseball Nate was all-League and team MVP.

COLLEGE ATHLETIC CAREER: Nate played football one year (1963) at San Diego City College before transferring to USC where he earned three letters playing for John McKay. While playing in the defensive secondary for the Trojans, Nate earned all-Pacific-8 and All-America honors. He played in the 1967 Rose Bowl and Hula Bowl games.

PROFESSIONAL ATHLETIC CAREER: Played three years for the Los Angeles Rams of the NFL, 1969-71.

MILITARY: Spent two years in the U.S. Army (1967-68) and was discharged as a sergeant.

PREVIOUS COACHING EXPERIENCE: (1975) Nate was the defensive secondary coach for Los Angeles Southwest JC before joining Craig Fertig's staff.

EDUCATION: Graduate from Lincoln High School in San Diego, Ca., 1963. Attended San Diego City College for one semester (1963) and graduated from USC in 1966.

FAMILY: Nate is married to the former Sharon Pain (1967) and Nate and Sharon have two children, Jean, 8; and Christal, 4.

FERTIG ON SHAW: "Nate knows the game. He is a very good teacher of defensive backs. He knows what coverages are and can really show the kids. His great experience and professional background is a tremendous plus. A young man can relate to a coach of Nate Shaw's stature".



MIKE KUKLENSKI

Running Backs

ASSIGNMENT: Running Backs

COLLEGE: Washington, 1964

AGE: Born 3/25/40 in Walla Walla, WA

YEAR AT OSU: 5th

PREP ATHLETIC CAREER: Mike played prep football at Roosevelt High School in Seattle and started three years, the first sophomore to make the starting lineup at that school in 12 years. He was a second team all-city pick as a sophomore and first team pick as a junior and senior. He was team captain his final two years and he played in the 1958 East-West Shrine All-Star game.

COLLEGE ATHLETIC CAREER: Mike played two years of football at Yakima Junior College (1959-60), where he earned all-state honors and then he moved on to be a starting linebacker for the Washington Huskies. Mike red-shirted his first year at Washington and played in

1962 and '63 and played for the Huskies in the 1964 Rose Bowl against Illinois.

PREVIOUS COACHING EXPERIENCE: (1964-65) Mike served as freshman coach at Washington under Jim Owens. (1965-67) Head football coach at Bell Gardens High School in Bell Gardens, Ca. (1967-69) Athletic Director and head football coach at Pius X High School in Downey, Ca. (1969-73) Served as defensive coordinator for five years at Long Beach State where he helped develop such players as Terry Metcalf, St. Louis Cardinals; Jeff Severson, Houston Oilers; John Kahler, Kansas City chiefs; Reggie Berry, San Diego Chargers; Homer Post, New England Patriots; and Leon Burns, San Diego Chargers. (1974-75) Assistant coach under Dee Andros at OSU, serving as defensive secondary coach.

EDUCATION: Graduated from Roosevelt High School in Seattle, Wa., 1958. Graduated from Yakima Junior College, 1961. Graduated with B.A. in Education from Washington, 1964. Earned his M.A. in Education from Chapman College in 1969.

FAMILY: Mike has one daughter, Karrie, 7.

FERTIG ON KUKLENSKI: "Mike is one of the toughest football players I have ever been around. I had the misfortune of playing against him and I know he teaches like he played, very hard and tough. And, that is what it takes to be an effective linebacker coach".



JOHN FONTES

Linebackers

ASSIGNMENT: Linebackers

COLLEGE: Iowa, 1973

AGE: Born 6/24/49 in Canton, Ohio

YEAR AT OSU: 3rd

PREP ATHLETIC CAREER: John started his prep career at McKinley High School in Canton, Ohio, and played his final two years at Madison High School in Mansfield, Ohio. He graduated from Madison in 1968. He played football, basketball and baseball at McKinley High School as a freshman and sophomore. As a junior at Madison, he played football, basketball and baseball and was honorable mention all-state as a linebacker. As a senior, he played only football and was an all-state linebacker for Madison.

COLLEGE ATHLETIC CAREER: John was recruited by Ray Nagel to the University of Iowa as a freshman in 1968, where he played football as a defensive halfback in 1968 and 1969. Knee surgery forced him to drop football after the 1969 season.

PREVIOUS COACHING EXPERIENCE: John served as a graduate assistant at University of Iowa from 1970 through 1973. After graduating from Iowa in spring of 1973, he joined the Long Beach Poly, Ca., High School staff in April, 1974, as an assistant coach under Mike Scarpace. After a record of 0-8 in 1973, Long Beach Poly went 6-4 in 1974 and finished second in the league standings and made the playoffs. In 1975, Long Beach Poly went 8-1 while winning the league championship and earning a playoff berth. He joined the Oregon State staff in the spring of 1976.

EDUCATION: Graduated from University of Iowa with a B.S. in Physical Education and a minor in English and Humanities in 1973. Graduated from Madison High School in Mansfield, Ohio, in 1968.

FAMILY: John is the youngest of five boys in his family. His oldest brother Mel is a prep football coach in Sacramento, Ca. His brother Len is an assistant football coach at the U.S. Naval Academy. His brother Wayne is an assistant football coach with the Tampa Bay

Buccaneers of the NFL and his brother Arnie is in private business in Southern California, but is very active in Pop Warner football. John is married to former Therese Quelle.

FERTIG ON FONTES: "John comes from a great football family and has a fine knowledge of the game. He is an outstanding recruiter and is one of the best young coaches in the country".



MATT HAMMACK

Wide Receivers

ASSIGNMENT: Wide Receivers

COLLEGE: Oregon State, 1977

AGE: Born 1/29/54 in Portland

YEAR AT OSU: 1st

PREP ATHLETIC CAREER: Matt played his prep football at Sunset High School in Portland under Coach Pete Hopkins, earning three letters. He was co-captain as a senior and Sunset's "Most Valuable Player". He also lettered in golf and track at Sunset.


COLLEGE ATHLETIC CAREER: Matt spent five years at Oregon State, missing the 1975 season due to an injury. He earned four letters at OSU. He was a starting wide receiver as a senior, catching 20 passes for 261 yards and 1 touchdown. All told, he caught 36 passes for 492 yards and 2 touchdowns during his OSU career.

PREVIOUS COACHING EXPERIENCE: Upon graduation in 1977 from OSU, Coach Craig Fertig hired Matt as a part-time coach and he worked with the receivers and scout teams. Following the 1977 season, Matt was hired as an assistant offensive line coach by SMU under Coach Ron Meyer, a position he held prior to being hired by OSU.

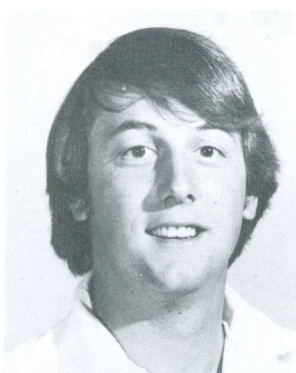
EDUCATION: Graduated from Sunset High School in Portland, 1973. Graduated in 1977 from Oregon State with a B.A. degree in Education.

FAMILY: Matt has two older brothers, Jon, 34, and Jeff, 32, and an older sister, Linda, 32.

PART-TIME COACHES



JIM WALKER
Offensive Line



DOUG SAMs
Defensive Line



Administration . . .



DEE ANDROS

Director of Athletics

"The Great Pumpkin" started a new "Era" at Oregon State University when he announced he was resigning as the Beavers' head football coach following the 1975 season. Shortly after his resignation as football coach, Dee was named as Director of Athletics, succeeding Jim Barratt to become the eighth Athletic Director in OSU history.

Dee's decision to give up the OSU football reigns ended a happy and successful 25 years as a grid coach, the final 14 as a head coach.

Dee's athletic career began back in Oklahoma City, Okla., where he was born October 17, 1924. Dee played four years of prep football at Central High School in Oklahoma City, plus he also earned an additional two letters in wrestling. After graduating from Oklahoma City High School in 1942, Dee entered the Marine Corps and served in the Marines from 1942-46 through the duration of World War II and was decorated with a Bronze Star in the battle of Iwo Jima for heroic achievement. Dee was a sergeant in the Marines at the time of his discharge.

Following his discharge in the Marines, Dee entered University of Oklahoma where he played football for four years, the first year under the late Jim Tatum and the Sooners went to the Gator Bowl that year. The next three years were under Bud Wilkinson and twice the Sooners reached the Sugar Bowl. Dee graduated from Oklahoma in 1950. It was at Oklahoma that he met and married his lovely wife Luella. Demosthenes Konstandies Andreopoulos (Dee's full name) was married to the former Luella Thomas on January, 1949.

ANDROS COACHING RECORD

3 YEARS AT IDAHO

Year	W	L	T	PCT.
1962	2	6	1	.250
1963	5	4	0	.556
1964	4	6	0	.400
TOTAL	11	16	1	.407

11 YEARS AT OREGON STATE

1965	5	5	0	.500
1966	7	3	0	.700
1967	7	2	1	.778
1968	7	3	0	.700
1969	6	4	0	.600
1970	6	5	0	.545
1971	5	6	0	.455
1972	2	9	0	.182
1973	2	9	0	.182
1974	3	8	0	.273
1975	1	10	0	.090
TOTAL	51	64	1	.443

14-YEAR OVERALL RECORD

	62	80	2	.437
--	----	----	---	------

Following his graduation from Oklahoma, Dee immediately launched his very successful coaching career. He started out as an assistant under Wilkinson on the Oklahoma staff for three years (1950-52). In 1953, Dee served as line coach at Kansas and then moved on to Texas Tech in 1954-55. He joined Pete Elliott as an assistant at Nebraska in 1956 and followed Elliott to California for three more years (1957-59). He also followed Elliott to Illinois for two more years (1960-61) before gaining his first head job, University of Idaho in 1962.

While Dee was serving as an assistant, Texas Tech went to the Sun Bowl and California to the Rose Bowl in 1959.

Dee spent three years at Idaho where he compiled a 11-16-1 record.

Dee was named head coach at OSU, following the departure of Tommy Prothro to UCLA, in 1965. Since Dee arrived at Oregon State, few coaches have ever enjoyed the national attention that has been bestowed on the "Great Pumpkin". Under Dee's leadership, the Beavers were runner-up in the tough Pacific-8 Conference four times.

Perhaps Dee's most famous season was in 1967, a team that was called the "Giant Killers". That year, OSU defeated then No. 2 ranked Purdue on the road and two weeks later tied No. 2 ranked UCLA in Los Angeles, which prompted Dee to say, "I'm tired of playing these No. 2 teams, bring on No. 1". His Beavers then proceeded to defeat the No. 1 ranked USC Trojans, led by O. J. Simpson, the next week in Corvallis, 3-0.

Dee's brilliant coaching career has brought him many honors and much acclaim. He has served as a coach in three different post-season all-star games, the Hula Bowl, the Coaches All-America Bowl and the East-West Shrine Game.

Some of Dee's teammates at Oklahoma included Jim Owens, ex-Washington coach; Darrell Royal, Texas; Bert Clark, ex-Washington State coach; and Jack Mitchell, ex-Kansas coach.

Dee got his famous "Great Pumpkin" nickname from a veteran Northwest sports writer, Harry Missildine, Sports Editor of the Spokesman-Review in Spokane, Wash. Harry noticed that Dee was always dressed in orange while near the gridiron, and for that matter most everywhere else he travels, thus the "Great Pumpkin" nickname.

Dee as a football coach, and even more now as an athletic director, is in constant demand as a speaker and tries to fill as many speaking engagements as possible.

Dee and Luella have one daughter, Jeanna, 21.



DR. ROBERT W. MACVICAR

President

Dr. Robert MacVicar, a national educational and scientific leader, has been president since July 1, 1970, of Oregon State University, Oregon's oldest public institution of higher learning.

He came to Oregon State from Southern Illinois University where he had served first as vice president for academic affairs and then as chancellor.

Earlier, MacVicar had been on the faculty of Oklahoma State University as professor of chemistry, dean of the graduate school, and vice president of academic affairs.

Born September 28, 1918, MacVicar received his bachelor's degree from the University of Wyoming; his master's degree in chemistry from Oklahoma State; and his doctor's degree in biochemistry from the University of Wisconsin.

When MacVicar was graduated with highest honors from the University of Wyoming in 1939, he was chosen to be a Rhodes Scholar. He was unable to go to England for the special advanced work, however, because of the start of World War II in Europe and his own military service as an officer in the Food and Nutrition Division, U.S. Army Sanitary Corps.

President MacVicar is currently serving as a member of the American Council on Education's new Commission on Leadership Development in Higher Education. He has been on the Council of the Association of State Universities and Land Grant Colleges; consultant to the U.S. Office of Education, 1956-70; consultant to the Atomic Energy Commission, 1958-69; and was a member of the Educational Advisory Committee of the National Science Foundation, 1957-69.

He also was a founding member of the board of the Central Educational Midwest Research Laboratory, St. Louis, Mo., and chairman of the Laboratory executive committee for three years.

In April 1972, he was one of seven representatives of government and higher education named to a policy-level steering committee to guide a nationwide program for higher education information exchange. The program is directed by the National Center for Higher Education Management Systems.

In 1971, MacVicar was named to the Oregon committee for selection of Rhodes Scholars. He is a member of the nation's two major academic honor societies — Phi Kappa Phi and Phi Beta Kappa — and the national research honorary, Sigma Xi. He is author of some 135 papers, reports and articles.

MacVicar's professional memberships include the American Society of Biological Chemists, American Chemical Society, American Institute of Nutrition, Nutrition Society of Great Britain, and the Society for Experimental Biology and Medicine.

MacVicar Active President

Since he became Oregon State University's 14th president in 1970, Dr. Robert MacVicar has become noted in the Northwest for his tremendous energy, long work days, and his ability to communicate with people — students, parents, legislators, business men, senior citizens.

Breakfasts for him are times for meetings. Evenings are for speaking engagements, meetings and conferences, teaching a class at the university on trends in higher education, and for inviting students into his home for informal talks and for listening to their points of view.

In 1972, the university president moved into a resident hall for part of a week to better appreciate student needs and wishes concerning their college programs. On a continuing basis, he and the student body president hold regular question-and-answer sessions on campus for anyone who has something to say or ask.

During the first year in Oregon, MacVicar traveled more than 30,000 miles to become acquainted with the people, resources and needs of the state. His pace hasn't slackened since then. He has visited every part of the state and spoken in almost every community.

His voice has become one of the best known and most heeded in the Northwest on educational, scientific, and research programs and problems.

Mrs. MacVicar is an educator too as well as a homemaker. She holds bachelor's and master's degrees from Oklahoma State University and met her husband while both were professors there. They were married in 1948. Mrs. MacVicar also taught for two years in Boston at a day care center and did a year's advanced work at Child Education Foundation in New York City.

The MacVicar family has two children.



PAUL VALENTI

Associate Director of Athletics

Paul Valenti graduated from Tamalpias High School in Mill Valley, Calif., in 1938 and that fall enrolled at Oregon State University. Except for time out for World War II and service in the Navy (1942-45), Paul has been a member of the OSU family ever since, first as a player, then as a coach and administrator.

Paul played four years of basketball at OSU, earning three letters under legendary Slats Gill and playing on two Northern Division championship teams, 1940 and 1942. Following his stint in the Navy for World War II, Paul returned to Corvallis and joined his old coach, Slats, as an assistant, a capacity he served until 1958 when Slats retired as an active coach to become athletic director.

Paul was the logical man to take over the OSU basketball post when Slats retired and he did an outstanding job for six seasons as the Beavers' head coach. His six-year record found Valenti's teams winning 85 and losing 74 and his 1966 team captured the Pacific-8 championship, the last team to wrestle the title away from UCLA.

Jim Jarvis, Loy Petersen, Charlie White, Freddie Boyd and Ed Fredenburg were some of the outstanding players to perform under Valenti during his tenure as Beaver basketball coach.

After relinquishing his head basketball position, Paul was named Assistant Athletic Director and tennis coach. He was OSU's tennis coach for six years before the sport was discontinued at OSU following the 1975 season.

VALENTI'S COACHING RECORD 6 YEARS AT OSU

Year	W	L	PCT
1965	16	10	.615
1966*	21	7	.750
1967	14	14	.500
1968	12	13	.480
1969	12	14	.462
1970	10	16	.385
TOTAL	85	74	.535

*Pacific-8 Champions

When Dee Andros was appointed Director of Athletics, Paul was immediately promoted to Associate Director of Athletics by Andros and given much more responsibility. Among many duties, Paul is responsible for the grounds and maintenance of OSU athletic facilities.

Paul was an outstanding athlete as a prep, earning four letters in basketball and tennis and earning all-league honors three times in each sport. After earning his B.A. Degree in 1942, Paul also added his Master's from OSU in 1949.

Born 9/10/20 in San Francisco, Ca., Paul and his wife Francine have two daughters, Jo Ann, 29; and Victoria, 27.

JIM RUDD, Assistant Athletic Director for Fund Raising and Travel Coordination — Jim joined the Oregon State staff in 1974 as Director of Sales & Promotion. In January, 1976, Jim switched positions in the department to become the first ever Executive Director of the Beaver Club, OSU's athletic fund raising organization. His title was changed to Assistant Athletic Director for Fund Raising and Travel Coordination in January, 1977. Jim remains in charge of Beaver Club. Jim is a 1970 graduate of University of Northern Iowa where he received his B.A. in Education. Jim received his M.A. in Education from the same school in 1972. Jim enjoyed an outstanding athletic career at Northern Iowa, winning three letters in football, and earning all-conference honors as a lineman. As a prep at Salt Community High School in Salt City, Iowa, Jim earned four football letters, three basketball and four in track. He was the Class AA shot put champion and 1966 state record holder at 58-0, plus he earned all-state honors in football. Born 3/1/48 in Sac City, Iowa. Jim and his wife Cathy have no children.



JERRY WARD, Business Manager — Jerry, 44, joined the OSU staff on October 1, 1976, as interim athletic business manager, replacing Comm Hennessey, and was appointed the department business manager January 1, 1977. Jerry is a retired Lieutenant Colonel in the United States Army, having spent 20 years of service, including overseas duty in Panama, Viet Nam and Thailand. He was decorated with the Bronze Star and the Legion of Merit during his Viet Nam tour of duty. He is a 1952 graduate of Corvallis High School where he lettered in basketball and baseball. After attending Oregon State for two years, Jerry graduated from the University of Texas in 1956 and has a Master's degree in Business Administration from OSU. Prior to joining the athletic department staff, Jerry had spent five years as director of instruction in the OSU ROTC program. Jerry and his wife Dale have three children, Jay, 19, a sophomore at OSU; Dan, 17, a senior at Crescent Valley; and Mary Ellen, 14. Jerry was born 6/21/34 in Glendale, Ca.



JACK RAINEY, Administrative Assistant — Jack is currently in his eighth year at OSU and serves as an Administrative Assistant to Dee Andros, in addition to his academic counselor duties. Jack graduated from high school in Jerome, Idaho, and served one year in the U.S. Marine Corps prior to enrolling at the University of Idaho, where he earned his B.S. and M.S. degrees in Education. He was a teacher and coach at Filler High, Idaho (1949-50), Weiser High, Idaho (1950-55), LaGrande High, Oregon (1955-63) and Albany High, Oregon (1963-69) before coming to OSU in 1969 as a graduate assistant in the School of Physical Education. He was later named assistant baseball and basketball coach and eventually became academic coordinator. Born 5/3/27 in Ventura, Ca., Jack and his wife Clarice have three children, Christy, 26; Kyle, 24; and Reed, 16.





HAL COWAN, Director of Public Relations & Promotions — Joined the OSU staff in January, 1976, as Director of Sales & Promotions and was promoted in April to Director of Public Relations & Promotions. Cowan is in charge of the Sports Information Department, ticket sales and promotions. Prior to joining the OSU staff, Cowan served as Director of Public Relations with the Portland Storm of the World Football League; Sports Information Director at the University of Oregon (1967-74); Assistant Sports Information Director at the University of California in Berkeley (1966-67); Sports Information Director at Central Michigan University (1965-66). Cowan is a 1964 graduate of Linfield College with a B.A. in Journalism. Cowan also was a sports writer for the Oregonian and Oregon Statesman and served in the U.S. Army as a 1st Lieutenant in the Medical Service Corps before taking the SID position at Central Michigan. Cowan is a 1958 graduate of North Salem High School. He participated in football, basketball, cross country and baseball at North Salem and baseball at Linfield. Several of Cowan's press books, football, basketball, and track/baseball, have won national awards and he also served on the NCAA Public Relations Committee. Born 3/26/40 in McCook, Neb. Hal has two boys, Chris, 11; and Greg, 6; and his wife's name is Jan.



JOHN EGGERS, Sports Information Director — John is starting his 27th year on the OSU staff: John joined the OSU staff on July 1, 1950, as an assistant to director Irwin Harris, and was moved up to the SID position on July 1, 1952. Eggers was born and raised in Pendleton, the "Round-Up City" of eastern Oregon. He was an all-state basketball player at Pendleton High, a prep teammate of Lew Beck who later went on to win All-America fame at OSU and play in the Olympic Games. Eggers played one varsity basketball season at Willamette while only a freshman before enlisting in the Navy for World War II. After discharge, he attended OSU from the fall of 1946 through 1949. Before returning to the OSU staff, he worked for one year as a sports writer on the Oregonian in Portland. Born 7/18/22 in Pendleton. John and his wife Jean have three sons, Kerry, 24; Brent, 21; and Tom, 16.



SCOTT JOHNSON, Assistant Sports Information Director — The newest member of the Oregon State University staff, Johnson assumed his duties on August 9, 1976. For the previous four years, he was the Sports Information Director at Clackamas Community College. He also was the publicity director for the Oregon Community College Athletic Association the past three years. Johnson's 1975 football program was a national winner in the NCAA for excellence. He is a 1972 graduate of the University of Oregon with a B.S. in Journalism. Johnson is a graduate of Rex Putnam High School in Milwaukie in 1968 where he participated in football, basketball and baseball. Born 7/20/50 in Weiser, Idaho. Scott and his wife Julie have no children.



BILL ROBERTSON, Trainer — Bill has been OSU's trainer since 1946. The very popular Robertson goes by the nickname "Ropes". Bill was born March 6, 1915 in Vancouver, B.C., Canada and moved to the United States at an early age and became a U.S. citizen. He graduated from Portland's Benson Tech in 1934. After working at the Multnomah Athletic Club for three years, he enrolled at OSU in 1937 and joined the Army in 1941. After being discharged as an infantry staff sergeant in 1945, Bill returned to OSU and was named the Beavers' trainer July 1, 1946. Bill later got his B.S. Degree in Science in 1948. His illustrious career has found him being inducted into the Helms Hall of Fame for athletic trainers, serving as Olympic trainer for the 1964 Olympic Games in Tokyo. Bill also went to the Far East in 1967 (summer) to put on clinics for trainers for the Department of Defense. Bill is very much in demand at banquets as a speaker and is very famous for his vocal rendition of "Casey at the Bat" and dozens of other recitations. Bill and his wife Mary have three children, Billy, 31; Nancy, 30; and Penny, 29.



LOREN SOLUM, Assistant Trainer — Joined the OSU staff in 1969 and has served as an assistant trainer to Bill Robertson ever since. Loren also runs the OSU weight training program. Loren is a 1959 graduate of Wallace High School in Wallace, Idaho, and a 1965 graduate of the University of Idaho. He attended Columbia Basin Junior College for one year prior to enrolling at Idaho where he received his B.S. in Education. Loren also holds a M.S. in Education from OSU (1969). Loren participated in football, basketball, baseball and track in high school and football, baseball and basketball at Columbia Basin and football at Idaho. He spent three years as a teacher at Kellogg, Idaho, High School before joining the OSU staff. Born 12/7/41, Loren and his wife Tricia have two children, David, 6, and Tracy, 4.



DON SHELLEY, Equipment Manager — Don has been the OSU Equipment Manager since 1961. Don attended Oregon State in 1932 and 1933 after graduating from North Bend High School in 1932. He attended Behnke-Walker Business College from 1934-36, where he received his Business degree. He worked for Evans Products in Coos Bay from 1936-42 and then spent four years in the Navy. From 1946-54 he was part owner of a sawmill and from 1955-59 he worked for Holmes Eureka Lumber Company before taking his OSU position. Born 4/14/14, Don and his wife Elva have two children, Kristin, 27 and Jon, 29.



ELAINE VAN VLEET, Ticket Manager — Elaine was named ticket manager, replacing Beth Monroe who retired in April, 1977, after serving as acting ticket manager from January 1. Elaine is now in her eighth year with the OSU Athletic Department after working as assistant ticket manager. Elaine is a graduate of Ashland High School and she also attended Southern Oregon College. Born 7/11/37 in Medford. Elaine and Carlos have five children, Marla, 22; Bill, 20; Chuck, 18; John, 16; and Bob, 14.



DR. STEVEN ROY, Team Physician — A native of Cape Town, South Africa, Dr. Steven Roy is in his third year as OSU's team doctor. Dr. Roy earned his M.B. and CHB Degree in Medicine at the Cape Town Medical School and came to OSU in 1974 as an associate professor with the Department of Student Health. His work, in addition to student health and athletic medicine, includes guest lectures and class work involving in Cape Town, Dr. Roy and his wife Susie have two children, Anthony, 7; and Jessica, 5.

Additional Athletic Department Personnel

Basketball Equipment Manager	Bill Wojciechowski
Baseball & Track Equipment Manager	Al Murphy
Accountant	Virginia Williams
Groundsman	Tom Ries
Department Secretaries	Sally Blanc
	Anne Harper
	Becky Hazel
	Dorothy Mejdell
	Jean Reiman
	Shari Tibbetts
	Marvi Callahan
	Lynda Wolfenbarger



The Outlook . . .

THE OUTLOOK

(The following questions were answered by Coach Craig Fertig regarding his views on the 1978 Oregon State football team.)

QUESTION: What are the strengths of the 1978 team?

"I think our basic strength is in the experience of our receivers with people like Karl Halberg, Steve Coury and Dwayne Hall. We are three deep at our wide receiver positions and also at tight end with Chris Smith, Terry Beck and Iris Hawkins. I think another strength would be our two running backs, James Fields and Willie Johnson, and our quarterback position. I also think the leg of Kieron Walford is a strength."

QUESTION: What are the areas that concern you going into the fall?

"Our biggest concern is our offensive line. We think we have the athletes to play there, but they are very young. The average age is 19 years old and eight linemen in the two deep have never appeared in a varsity football game before. We call our line the "Pamper Patrol" they are so young. So, this concerns me. They have the athletic ability and the intelligence to do it, but obviously they do not have experience. I am concerned about our linebackers on defense. We have three starters back (Kent Peyton, Kent Howe and Reggie Williams), but behind them will be all freshmen."

QUESTION: Where do the Beavers have the most depth?

"We have our most depth at quarterback and receivers on offense and the secondary on defense."

QUESTION: Where do the Beavers lack depth?

"We lack depth in the defensive line, the offensive line, at linebackers and at the fullback position."

QUESTION: What will the Beavers do offensively this year?

"We are going to be a down and distance offensive team. We will basically be in the "I" formation with a lot of shifting and movement, much like the Dallas Cowboys. In an obvious passing down and when we feel we are going to throw the football we are going to take advantage of the experience of our receivers and bring a fourth receiver into the game. One of our running backs will come out and we will insert one of our experienced receivers. On the other hand, in short yardage and goal line situations when people know that we are going to run the football, we plan to bring in the extra tight end and an extra running back and take out the flanker and just go to what we call the "Andros T."

QUESTION: What will the Beavers do defensively this year?

"Defensively we are going to be a multiple front team once again. Basically we will go with four down linemen, three linebackers and four defensive backs. We like to move our fronts around according to the down and distance and the situations. So you will see us in an odd front, you will see us in an even front and you will see us in man to man and zone pass coverages."

QUESTION: How much do you anticipate incoming freshmen will help this year's club and which freshmen do you feel will help early?

"I think they must contribute, especially in the skill positions. We had four freshmen in school early for spring drills and I think three of them will really contribute this year and that would be Eric Pettigrew at offensive tackle, Reggie Doby at middle linebacker and Mel Coons at offensive guard. Incoming freshmen this fall that we feel have the best chance to contribute right away would be Tim Sim and Mike Smith at tailback and Steve Ames or Harv Childress at fullback or linebacker and safety Leroy Edwards."

QUESTION: As a result of spring practice do you feel all 22 starting positions are set going into the fall?

"I would say that we are still up in the air at a few positions. The majority of the positions are set but I think in the offensive line there are still a couple of question marks. The quarterback position would be a question mark. I think defensively one of the tackle positions would be a question mark and one of the defensive ends and maybe the free safety position would be a question mark."

QUESTION: Do you feel OSU will be improved this year?

"I think we will be very much improved. The fact that we have much more team speed than we have had since we have been here is a big reason. I don't think there is any substitute for that. With the experience of our quarterbacks and receivers I think we are going to be a much better offensive team if we can protect our quarterbacks. Defensively, if we can stay healthy I think we can play with most people. The thing that concerns me is playing a schedule that has five teams that played in bowl games (Washington, Minnesota, USC, Stanford and Arizona State) and a sixth (Brigham Young) could have. I know that we are going to be improved, but I am sure everyone on our schedule is going to be also."

QUESTION: Evaluate OSU's quarterbacks!

"If we were going to start tomorrow, John Norman would be our quarterback, but I think Steve Smith and Dave White gave John every challenge that they could during spring practice. I would say that one of those three people will be our starting quarterback, and I wouldn't count Scott Richardson out of there either."

QUESTION: Evaluate OSU's receivers!

"I think that Dwayne Hall, Steve Coury and Karl Halberg can play with anybody in the league. They are backed up by Justin Willis, who had a tremendous spring game, and James Scruggs and Jim Clark, so we do have a good group there."

QUESTION: Evaluate OSU's running backs!

"I think we are blessed with a fine tailback in Willie Johnson, he is getting better and better. In fact, he was one of the bright spots of the spring. If James Fields can come off his injury (stretched ligament in his left ankle during week of spring practice) it will give us size and speed in the backfield. (Fields is moving to fullback after starting two years at tailback.) Who will be the backup people concerns me. We moved Andy Bardosi to fullback during the spring so he and Duane Gerardi will be backup fullbacks and one of the freshmen, either Steve Ames or Harv Childress might be there too. As far as backing up Willie, I think it will be Mike Smith and Tim Sim, both freshmen."

QUESTION: Evaluate OSU's offensive line!

"They are very young. Hopefully Kevin Donaghue can come off his foot injury and start at guard for us. Donaghue will be the only returning starter. Our starting tackles right now would be Rich Humphreys and Doug Johnston and they would be backed up by Eric Pettigrew, who might beat Johnston out by the time we open with BYU, and Craig Spiegelberg, who was a starter two years ago. The other guard position would be Brian Stack as a starter, backed up by Matt Reinhard or Brad Sorem. Sorem will probably be our starting center, backed up by Gregg McDonald. Tight end will be Chris Smith, backed up by Iris Hawkins and Terry Beck."

QUESTION: Evaluate OSU's kicking game!

"I think we should be very strong in the kicking game off what I saw in the spring game with John Misko as the punter and Kieron Walford as the place kicker. Misko still has a long way to go, but I think he has the ability to be a fine punter. I know Walford has been a proven kicker for us. The new rule in college football will make it a little tougher on him in the fact he does have such a strong leg that at times

we have gone for a 55 yard or longer field goal, but now with the rule of giving the ball to the opponent from the line of scrimmage on a miss might cut down on some of the long attempts. There will be some decisions made on when we will go for it, but I still have tremendous confidence in Kieron."

QUESTION: Evaluate OSU's defensive line!

"Hopefully this could be one of the strengths of our team if Jerry Wilkinson can reach the potential he had a year ago before his leg injury in the USC game. I think Tom Schillinger proved that he can play in our league. There is a real battle going on at the other end spot between Nick Westerberg and Dean Anderson and I don't know which one of those two will be the starter but they will both play a lot. The other tackle position concerns me. It could be Craig Roussell, it could be Kevin Messenger or it could be Bob Priest. We are really not sure at this time."

QUESTION: Evaluate OSU's linebackers!

"Three starters are back, Kent Peyton, Kent Howe and Reggie Williams, but behind them it is going to be the freshman class. I think Reggie Doby made great strides in the spring pushing Peyton for the starting position."

QUESTION: Evaluate OSU's secondary!

"With Tom Stevens and Lenny Holmes returning we have experience back there as they have been two-year starters and Rob Emmons started for us at free safety last year but did not participate in spring drills because of a shoulder injury. Dan Wells and Dee Ward both had a good spring at free safety and with Leroy Edwards coming in we may move some people around back there. Tim Smith played well as a junior college transfer at the other corner this spring. Dave Horton is our only other experienced corner so we have got to find some backup help at the corners."

QUESTION: Evaluate OSU's schedule!

"Each year the coach always says it is the toughest schedule he has had, but I really believe that this year. Our schedule was ranked the 11th toughest in college football last year and this year's is tougher. We play five teams (Washington, Minnesota, USC, Stanford and Arizona State) that went to bowl games last year and a sixth, BYU, certainly could have. I think it is the toughest schedule we have had since we have been here and in BYU we have the toughest opener since we have been here."

QUESTION: Explain your offensive philosophy of football!

"We like to make you defend a formation and show you something and take it away from you by shifting or putting someone in motion to where we put the burden of the intelligence or adjustment on the defense, not on the offense. We try to keep it simple but make it appear like we are doing a lot of things. I think you can foul up your football players by trying to do too much. So we try to keep it simple, but yet use so many varied formations and shifts and motions and things like that to try to confuse the opponent. We are a down and distance offensive football team. We feel like that in certain situations we want to have certain players in the game, depending on whether we want to run or throw the football."

QUESTION: Explain your defensive philosophy of football!

"We are a down and distance team so that when we suspect the draw play we are going to have a certain defense called and when we suspect pass we are going to have a certain defense called. Again, we try to put the intelligence burden on the opponent by lining up and showing him one defense and on the snap of the ball or just prior going to another defense. As an offensive lineman opposing OSU, you had better have your head up and be very intelligent because we are going to move around and we won't be in the same place two downs in a row."

The Opponents



Game 1 BRIGHAM YOUNG

Sept. 9 at Corvallis 6:00 p.m. PDT

(Parker Stadium — Capacity 41,000)

Location — Provo, Utah
 Conference — Western Athletic
 Athletic Director — Glen Tuckett
 SID — Dave Schulthess (AC 801 374-1211,
 ext. 4911) Home (801 225-6566)
 Nickname — Cougars
 Colors — Royal Blue & White
 Enrollment — 25,000
 Stadium — BYU Stadium (30,000)
 1977 Record — 9-2; Conference — 6-1 (1st-T)
 Offensive System — Pro Set
 Defensive System — 4-3
 Lettermen Returning — 50; Lost — 24
 Starters Returning — 11; Off-4, Def-7
 Head Coach — LaVell Edwards, Utah State '52
 (Record at BYU 43-24-1, 6 yrs.)



LaVELL EDWARDS

Assistants — Dave Kragthorpe, assistant head coach; Dick Felt, def. coordinator; Tom Ramage, def. line; Garth Hall, running backs; Fred Whittingham, linebackers; Norm Chow, tight ends, centers; Mel Jay Olson, JV coordinator.

1978 SCHEDULE

Sept. 9	at OREGON STATE
Sept. 16	at Arizona State (N)
Sept. 23	Colorado State
Sept. 30	at New Mexico
Oct. 7	Utah State
Oct. 14	at Oregon
Oct. 21	Texas-El Paso
Nov. 4	Wyoming
Nov. 11	San Diego State
Nov. 18	at Utah
Nov. 25	at Hawaii (N)
Dec. 2	Nevada-Las Vegas at Tokyo

1977 RESULTS (9-2-0)

39	Kansas State	0
65	at Utah State	6
54	New Mexico	19
19	at OREGON STATE	24
63	at Colorado State	17
10	at Wyoming	7
34	Arizona	14
38	Utah	8
13	at Arizona State	24
30	Long Beach State	27
68	at Texas-El Paso	19
433		165

FROM THE RECORD BOOK

Games — 6 Won by OSU — 4 Brigham Young — 2 Tied — 0

Biggest OSU Win Margin — 35-0 (1961)
 Biggest BYU Win Margin — 37-14 (1973)

OSU-BYU
 1955 — 34- 0
 1961 — 35- 0

OSU-BYU
 1967 — 13-31
 1972 — 29- 3

OSU-BYU
 1973 — 14-37
 1977 — 24-19

TOP COUGAR RETURNEES

RUSHING	TCB	YG	YL	NYG	AVG	TD	LG
Scott Phillips	47	349	24	325	6.9	5	32
Bill Ring	58	267	5	262	4.5	1	32
Casey Wingard	33	211	19	192	5.8	1	45
PASSING	PA	PC	INT	YDS	PCT	TD	LG
Marc Wilson	277	164	18	2418	.592	24	72
Jim McMahon	16	10	1	103	.625	1	46
RECEIVING	NO	YDS	AVG	TD	LG		
Mike Chronister	38	649	17.1	11	72		
Tod Thompson	37	602	16.3	8	39		

GAME 2 ARIZONA

Sept. 16 at Tucson 7:30 p.m. MST

(Arizona Stadium — Capacity 57,000)

Location — Tucson, Arizona
 Conference — Pacific-10
 Athletic Director — David Strack
 SID — Frank Soltys (AC 602 884-1919)
 Home (602 326-5697)
 Nickname — Wildcats
 Colors — Cardinal Red & Navy Blue
 Enrollment — 31,754
 Stadium — Arizona (57,000)
 1977 Record — 5-7; Conference — 3-4 (5th)
 Offensive System — Pro-T
 Defensive System — 5-2
 Lettermen Returning — 37; Lost — 15
 Starters Returning — 14; Off-6, Def-7
 Head Coach — Tony Mason, Clarion State '50
 (Record at Arizona — 5-7, 1 yr.)



TONY MASON

Assistants — Jack Jordan, off. backs; Wayne Jones, quarterbacks and receivers; Willie Peete, tight ends and tackles; Tony Yelovich, off. line; Tom Roggeman, def. line; Bob Shaw, linebackers; Karl Singer, def. ends; Bob Valesente, def. backs.

1978 SCHEDULE

Sept. 9	Kansas State (N)	10
Sept. 16	OREGON STATE (N)	14
Sept. 23	at Texas Tech (N)	41
Sept. 30	Iowa (N)	12
Oct. 7	at Michigan	26
Oct. 14	California (N)	45
Oct. 21	Bye	14
Oct. 27	at UCLA (N)	14
Nov. 4	at Washington	15
Nov. 11	at Oregon	41
Nov. 18	Washington State (N)	7
Nov. 25	Arizona State (N)	17
		256

1977 RESULTS (5-7-0)

at Auburn	21
San Diego State	21
at Iowa	7
at Wyoming	13
Texas Tech	31
Utah	17
at Brigham Young	34
Colorado State	35
New Mexico	13
at UTEP	24
at Arizona State	23
at Hawaii	10
	250

FROM THE RECORD BOOK

Games — 2 Won by OSU — 1 Arizona — 1 Tied — 0

Biggest OSU Win Margin — 31-12 (1966)
 Biggest Arizona Win Margin — 34-22 (1971)

OSU-A
 1966 — 31-12

OSU-A
 1971 — 22-34

TOP WILDCAT RETURNEES

RUSHING	TCB	YG	YL	NYG	AVG	TD	LG
Hubert Oliver	96	537	18	519	5.4	1	45
Jim Krohn	78	288	86	202	2.6	2	25
Brian Stevenson	44	156	17	139	3.2	1	15
PASSING	PA	PC	INT	YDS	PCT	TD	LG
Jim Krohn	73	27	6	392	.370	2	49
RECEIVING	PC	YDS	AVG	TD	LG		
Tim Haynes	24	363	15.1	0	42		
Ron Beyer	20	339	17.0	2	41		
Reed May	13	267	20.5	0	58		

Game 3 TENNESSEE

Sept. 23 at Knoxville, Tenn. 7:30 EDT

(Neyland Stadium — Capacity 80,250)

Location — Knoxville, Tenn.
 Conference — Southeastern
 Athletic Director — Bob Woodruff
 SID — Haywood Harris (AC 615 974-3371);
 Home (615 584-3347)
 Nickname — Volunteers or Vols
 Colors — Orange & White
 Enrollment — 30,468
 Stadium — Neyland (80,250)
 1977 Record — 4-7; Conference — 1-5 (8th)
 Offensive System — Veer
 Defensive System — 5-2
 Lettermen Returning — 39; Lost — 19
 Starters Returning — 12; Off-4, Def-4
 Head Coach — Johnny Majors, Tennessee '57
 Record at Tennessee — 4-7, 1 yr.)



JOHNNY MAJORS

Assistants — Joe Madden, asst. head coach; Henry Lee Parker, administrative aid; Joe Avezzano, off. coordinator; Bobby Roper, def. coordinator; George Cafego, kickers; Bill Cox, quarterbacks; Jim Dyer, def. line; Robbie Franklin, linebackers; Bobby Jackson, off. backfield; Bob Harrison, receivers.

1978 SCHEDULE

Sept. 16	UCLA (N)	17
Sept. 23	OREGON STATE [N]	24
Sept. 30	at Auburn	12
Oct. 7	Army	41
Oct. 21	Alabama	8
Oct. 28	Mississippi St. (Memphis)	10 17
Nov. 4	Duke	27
Nov. 11	at Notre Dame	14
Nov. 18	Mississippi	17
Nov. 25	Kentucky	42
Dec. 2	at Vanderbilt	229

1977 RESULTS [4-7-0]

California	27
Boston College	18
Auburn	14
OREGON STATE	10
Georgia Tech	24
Alabama	24
Florida	27
Memphis State	14
Mississippi	43
Kentucky	21
Vanderbilt	7
Total	229

FROM THE RECORD BOOK

Games — 1 Won by OSU — 0 Tennessee — 1 Tied — 0

Biggest OSU Win Margin — None

Biggest Tennessee Win Margin — 41-10 (1977)

OSU-Tenn

1977 — 10-41

TOP VOLUNTEER RETURNEES

RUSHING	TCB	YG	YL	NYG	AVG	TD	LG
Kelsey Finch	154	795	25	770	5.0	8	99
Jimmy Streater	136	594	197	397	2.9	8	80
Nate Sumpter	55	319	0	319	5.8	1	22
PASSING	PA	PC	INT	YDS	PCT	TD	LG
Jimmy Streater	105	59	4	742	.562	4	72
Joe Hough	23	10	1	125	.435	1	33
RECEIVING	PC	YDS	AVG	TD	LG		
Reggie Harper	30	331	11.0	1	37		
Billy Arbo	20	314	15.7	2	72		
Jeff Moore	18	275	15.3	2	51		


Game 4 WASHINGTON

Sept. 30 at Corvallis (ABC-TV) 1:30 p.m. PDT

(Parker Stadium — Capacity 41,000)

Location — Seattle, WA
 Conference — Pacific-10
 Athletic Director — Mike Lude
 SID — Mike Wilson (AC 206 543-2230)
 Home (206 746-5347)

Nickname — Huskies
 Colors — Purple & Gold
 Enrollment — 37,000
 Stadium — Husky Stadium (58,946)
 1977 Record — 8-4-0; Conference — 6-1 (1st)
 Offensive System — I
 Defensive System — 3-4-4
 Lettermen Returning — 45; Lost — 12
 Starters Returning — 18; Off-9, Def-9
 Head Coach — Don James, Miami (Fla.), '54
 (Record at Washington — 19-15-0, 3 yrs.)



DON JAMES

Assistants — Dick Scesniak, off. coordinator & off. line; Jim Lambright, def. coordinator & inside linebackers; Ray Dorr, quarterback; Al Roberts, running backs; Bob Stull, wide receivers; John Pease, def. line; Skip Hall, outside linebackers; Chick Harris, def. backs.

1978 SCHEDULE

Sept. 9	UCLA
Sept. 16	Kansas
Sept. 23	at Indiana
Sept. 30	at OREGON STATE
Oct. 7	Alabama
Oct. 14	at Stanford
Oct. 21	Oregon
Oct. 28	Arizona State
Nov. 4	Arizona
Nov. 11	at USC
Nov. 18	Bye
Nov. 25	at Washington State (Spokane)

1977 RESULTS [8-4-0]

18	Mississippi State	27
24	San Jose State	3
20	at Syracuse	22
17	at Minnesota	19
54	at Oregon	0
45	Stanford	21
14	OREGON STATE	6
12	at UCLA	20
50	at California	31
28	USC	10
35	Washington State	15
27	*Michigan	20
344	(*Rose Bowl)	194

FROM THE RECORD BOOK

Games — 63 Won by OSU — 24 Washington — 35 Tied — 4

Biggest OSU Win Margin — 29-0 (1928)

Biggest Washington Win Margin — 47-0 (1913)

OSU-W	OSU-W	OSU-W	OSU-W
1897 — 16-0	1920 — 3-0	1947 — 14-7	1963 — 7-34
1902 — 5-16	1921 — 24-0	1948 — 14-14	1964 — 9-7
1903 — 0-5	1922 — 3-14	1949 — 7-3	1965 — 21-28
1904 — 26-5	1923 — 0-14	1950 — 6-35	1966 — 24-13
1905 — 16-0	1924 — 3-6	1951 — 40-14	1967 — 6-13
1906 — 0-0	1928 — 29-0	1952 — 13-38	1968 — 35-21
1908 — 0-32	1934 — 7-14	1953 — 0-38	1969 — 10-6
1909 — 0-21	1936 — 7-19	1954 — 7-17	1970 — 20-29
1910 — 0-22	1937 — 6-3	1955 — 13-7	1971 — 14-38
1911 — 0-34	1938 — 13-6	1956 — 38-20	1972 — 16-23
1912 — 3-9	1939 — 13-7	1957 — 6-19	1973 — 31-7
1913 — 0-47	1940 — 0-19	1958 — 14-12	1974 — 23-9
1914 — 0-0	1941 — 9-6	1959 — 6-13	1975 — 7-35
1916 — 0-35	1942 — 0-13	1960 — 29-30	1976 — 12-24
1917 — 0-0	1945 — 0-13	1961 — 3-0	1977 — 6-14
1918 — 0-6	1946 — 21-12	1962 — 13-14	

TOP HUSKY RETURNEES

RUSHING	TCB	YG	YL	NYG	AVG	TD	LG
Joe Steele	198	912	47	865	4.4	10	83
Ron Gipson	119	593	18	575	4.8	2	59

Game 5 MINNESOTA

Oct. 7 at Minneapolis, Minn. 1:30 CDT

(Memorial Stadium — Capacity 56,552)

Location — Minneapolis, Minn.
 Conference — Big Ten
 Athletic Director — Paul Giel
 SID — Bob Peterson (AC 612 373-5236)
 Home (612 757-1538)

Nickname — Golden Gophers
 Colors — Maroon & Gold
 Enrollment — 47,000
 Stadium — Memorial (56,552)
 1977 Record — 7-5; Conference — 4-4 (5th)
 Offensive System — Power I, Wing T
 Defensive System — 5-3
 Lettermen Returning — 32; Lost — 17
 Starters Returning — 12; Off-7, Def-5
 Head Coach — Cal Stoll, Minnesota '50



CAL STOLL

(Record at Minnesota — 34-32-0, 6 yrs.)
 Assistants — John Coatta, off. coordinator & quarterbacks; Roger French, off. line; Paul Olson, off. line; Charlie Wade, receivers; Dick Moseley, def. coordinator & def. backs; Bruce Vandersall, linebackers; Cal Jones, def. line; Butch Nash, def. ends.

1978 SCHEDULE

Sept. 16 Toledo
 Sept. 23 Ohio State
 Sept. 30 at UCLA (N)
Oct. 7 OREGON STATE
 Oct. 14 Iowa
 Oct. 21 at Northwestern
 Oct. 28 at Michigan
 Nov. 4 Indiana
 Nov. 11 at Michigan State
 Nov. 18 Illinois
 Nov. 25 at Wisconsin

1977 RESULTS [7-5-0]

10	Western Michigan	7
7	Ohio State	38
27	UCLA	13
19	Washington	17
6	Iowa	18
13	Northwestern	7
16	Michigan	0
22	Indiana	34
10	Michigan State	29
21	Illinois	0
13	Wisconsin	7
7	*Maryland	17
164	(* Hall of Fame Classic)	170

FROM THE RECORD BOOK

Games — 1 Won by OSU — 0 Minnesota — 1 Tied — 0

Biggest OSU Win — None
 Biggest Minnesota Win — 44-6 (1954)

OSU-Minn
 1954 — 6-44

TOP GOPHER RETURNEES

RUSHING	TCB	YG	YL	NYG	AVG	TD	LG
Kent Kitzmann	151	647	0	647	4.3	4	22
Marion Barber	128	608	26	582	4.5	2	34
Jeff Thompson	79	281	2	279	3.5	3	16
PASSING	PA	PC	INT	YDS	PCT	TD	LG
Wendell Avery	76	33	4	461	.434	3	39
Mark Carlson	34	14	2	179	.412	0	23
RECEIVING	PC	YDS	AVG	TD	LG		
Jeff Anhorn	16	217	13.6	2	23		
Elmer Bailey	15	250	16.7	1	39		
Steve Breault	6	61	10.2	0	14		

Game 6 USC

Oct. 21 at Los Angeles 1:30 p.m. PDT

(Los Angeles Coliseum — Capacity 71,000)

Location — Los Angeles, CA
 Conference — Pacific-10
 Athletic Director — Dr. Richard Perry
 SID — Jim Perry (AC 213 741-2224)
 Home (213 797-2435)
 Nickname — Trojans
 Colors — Cardinal & Gold
 Enrollment — 24,000
 Stadium — Los Angeles Coliseum (71,000)
 1977 Record — 8-4-0; Conference — 5-3 (2nd-T)
 Offensive System — I
 Defensive System — 5-2
 Lettermen Returning — 33; Lost — 20
 Starters Returning — 11; Off-5, Def-6
 Head Coach — John Robinson, Oregon '58
 (Record at USC — 19-5-0, 2 yrs.)



JOHN ROBINSON

Assistants — Marv Goux, assistant head coach & def. line; Paul Hackett, quarterbacks; Hudson Houck, off. line; John Jackson, off. backs; Don Lindsey, def. coordinator & inside linebackers; John Marshall, outside linebackers; Bob Toledo, def. secondary; Norv Turner, wide receivers; Gill Haskell, special teams.

1978 SCHEDULE

Sept. 9	Texas Tech	27
Sept. 16	at Oregon	17
Sept. 23	at Alabama (N)	51
Sept. 29	Michigan State (N)	41
Oct. 7	Bye	20
Oct. 14	at Arizona State (N)	33
Oct. 21	OREGON STATE	19
Oct. 28	California	14
Nov. 4	at Stanford	49
Nov. 11	Washington	10
Nov. 18	UCLA	29
Nov. 25	Notre Dame	47
Dec. 2	at Hawaii	357

1977 RESULTS [8-4-0]

at Missouri	10
at OREGON STATE	10
Texas Christian	0
Washington State	7
Alabama	21
Oregon	15
at Notre Dame	49
at California	17
Stanford	0
at Washington	28
UCLA	27
*Texas A & M	28
(*Bluebonnet Bowl)	212

FROM THE RECORD BOOK

Games — 47 Won by OSU — 7 USC — 36 Tied — 4

Biggest OSU Win Margin — 38-6 (1914)
 Biggest USC Win Margin — 56-0 (1976)

OSU-SC	OSU-SC	OSU-SC	OSU-SC
1914 — 38- 6	1932 — 0-10	1947 — 6-48	1965 — 12-26
1916 — 16- 7	1933 — 0- 0	1948 — 6-21	1966 — 0-21
1921 — 0- 7	1934 — 6- 6	1951 — 14-16	1967 — 3- 0
1924 — 3-17	1935 — 13- 7	1952 — 6-28	1968 — 13-17
1925 — 0-28	1936 — 7-38	1953 — 0-37	1969 — 7-31
1926 — 7-17	1937 — 12-12	1954 — 0-34	1970 — 13-45
1927 — 12-13	1938 — 0- 7	1956 — 13-21	1972 — 6-51
1928 — 0-19	1939 — 7-19	1957 — 20- 0	1973 — 7-21
1929 — 7-21	1940 — 0- 0	1958 — 0-21	1974 — 10-31
1930 — 7-27	1941 — 7-13	1959 — 6-27	1975 — 7-24
1931 — 0-30	1945 — 7-34	1960 — 14- 0	1976 — 0-56
	1946 — 6- 0	1963 — 22-28	1977 — 10-17

TOP TROJAN RETURNEES

RUSHING	TCB	YG	YL	NYG	AVG	TD	LG
Charles White	285	1560	82	1478	5.2	7	62
Dwight Ford	98	788	25	763	7.8	6	94
PASSING	PA	PC	INT	YDS	PCT	TD	LG
Paul McDonald	27	17	0	191	630	0	27
RECEIVING	PC	YDS	AVG	TD	LG		
Calvin Sweeney	33	564	17.1	6	44		

Game 7 STANFORD

Oct. 28 at Palo Alto 1:30 p.m. PDT

(Stanford Stadium — Capacity 85,013)

Location — Stanford, CA
 Conference — Pacific-10
 Athletic Director — Joseph Ruetz
 SID — Gary Cavalli (AC 415 497-4418)
 Home (415 967-7597)



BILL WALSH

Nickname — Cardinals
 Colors — Cardinal & White
 Enrollment — 6,435
 Stadium — Stanford (85,013)
 1977 Record — 9-3; Conference — 5-2 (2nd-T)
 Offensive System — Pro Set
 Defensive System — 3-4-4
 Lettermen Returning — 40; Lost — 16
 Starters Returning — 11; Off-4, Def-7
 Head Coach — Bill Walsh, San Jose State '54
 (Record at Stanford — 9-3-0, 1 yr.)

Assistants — Russel Charles, linebackers; Rod Dowhower, quarterbacks & receivers; Denny Green, running backs; Norb Hecker, linebackers; Tom Lovat, off. line; George Seifert, def. backs; Fred vonAppen, def. line; Doug Singles, off. line.

1978 SCHEDULE

Sept. 9	Oklahoma
Sept. 16	San Jose State
Sept. 23	at Illinois
Sept. 30	Tulane
Oct. 7	at UCLA (N)
Oct. 14	Washington
Oct. 21	at Washington State
Oct. 28	OREGON STATE
Nov. 4	USC
Nov. 11	at Arizona State (N)
Nov. 18	at California

1977 RESULTS [9-3-0]

21	at Colorado	27
21	at Tulane	17
37	Illinois	24
20	Oregon	10
32	UCLA	28
21	at Washington	45
31	Washington State	29
26	at OREGON STATE	7
0	at USC	49
31	San Jose State	26
21	California	3
24	*Louisiana State	14
285	(*Sun Bowl)	279

FROM THE RECORD BOOK

Games — 45 Won by OSU — 13 Stanford — 30 Tied — 2

Biggest OSU Win Margin — 27-0 (1962)

Biggest Stanford Win Margin — 48-10 (1970)

OSU-S	OSU-S	OSU-S	OSU-S
1919 — 6-14	1937 — 0- 0	1952 — 28-41	1964 — 7-16
1921 — 7-14	1938 — 6- 0	1953 — 0-21	1967 — 13- 7
1922 — 0- 6	1939 — 12- 0	1955 — 10- 0	1968 — 29- 7
1925 — 10-26	1940 — 14-28	1956 — 20-19	1969 — 0-33
1927 — 6-20	1941 — 10- 0	1957 — 24-14	1970 — 10-48
1929 — 7-40	1942 — 13-49	1958 — 24-16	1971 — 24-31
1930 — 7-13	1946 — 0- 0	1959 — 22-39	1972 — 11-17
1931 — 7-24	1947 — 13- 7	1960 — 25-21	1973 — 23-24
1932 — 0-27	1949 — 7-27	1961 — 0-35	1974 — 13-17
1934 — 0-17	1950 — 0-21	1962 — 27- 0	1975 — 22-28
1936 — 14-20	1951 — 14-35	1963 — 10- 7	1976 — 3-24
			1977 — 7-26

TOP CARDINAL RETURNEES

RUSHING	TCB	YG	YL	NYG	AVG	TD	LG
Darrin Nelson	183	1123	54	1069	5.8	3	48
Phil Francis	88	381	8	373	4.2	4	16
PASSING	PA	PC	INT	YDS	PCT	TD	LG
Steve Dils	42	27	0	335	.643	1	40
RECEIVING	PC	YDS	AVG	TD	LG		
Darrin Nelson	50	524	10.5	3	65		

Game 8 WASHINGTON STATE

Nov. 4 at Pullman 1:00 p.m. PST

(Martin Stadium — Capacity 27,500)

Location — Pullman, WA
 Conference — Pacific-10
 Athletic Director — Sam Jankovich
 SID — Rod Commons (AC 509 335-7758)
 Home (509 564-6271)
 Nickname — Cougars
 Colors — Crimson & Gray
 Enrollment — 16,500
 Stadium — Martin (27,500)
 1977 Record — 6-5-0; Conference — 3-4 (5th-T)
 Offensive System — Veer
 Defensive System — 5-2
 Lettermen Returning — 42; Lost — 19
 Starters Returning — 10; Off-4, Def-6
 Head Coach — Jim Walden, Wyoming '60
 (Record at WSU — 1st year)



JIM WALDEN

Assistants — Rich Glover, def. line; Dave Walker, def. line; Michael Church, linebackers; Steve Morton, tight ends; Gary Gagnon, running backs; Jerry Wamsley, def. backs; Pat Ruel, off. line; Al Sandahl, quarterbacks; Ken Woody, receivers; Linday Hughes, def. ends.

1978 SCHEDULE

Sept. 9 Nevada, Las Vegas (N-Spo)
 Sept. 16 Idaho
 Sept. 23 Arizona State (Spo)
 Sept. 30 at Army
 Oct. 7 Bye
 Oct. 14 at UCLA (N)
 Oct. 21 Stanford
 Oct. 28 at Oregon
Nov. 4 OREGON STATE
 Nov. 11 at California
 Nov. 18 at Arizona (N)
 Nov. 25 Washington (Spo)

1977 RESULTS [6-5-0]

19 at Nebraska 10
 23 at Michigan State 21
 12 at Kansas 14
 7 at USC 41
 17 California 10
 16 UCLA 27
 29 at Stanford 31
 56 Oregon 20
24 at OREGON STATE 10
 45 Idaho 17
 15 at Washington 35
 263 236

FROM THE RECORD BOOK

Games — 66 Won by OSU — 35 WSU — 29 Tied — 2
 Biggest OSU Win Margin — 39-3 (1969)
 Biggest WSU Win Margin — 33-0 (1945)

OSU-WSU	OSU-WSU	OSU-WSU	OSU-WSU
1903 — 6- 0	1928 — 7- 9	1946 — 13-12	1963 — 30- 6
1905 — 29- 0	1929 — 0- 9	1947 — 13-14	1964 — 24- 7
1910 — 9- 3	1930 — 7-14	1948 — 26-26	1965 — 8-10
1911 — 6- 0	1931 — 6- 7	1949 — 35- 6	1966 — 41-13
1912 — 9-10	1932 — 6- 7	1950 — 7-21	1967 — 35- 7
1913 — 10- 2	1933 — 2- 0	1951 — 13-26	1968 — 16- 8
1914 — 7- 0	1934 — 0-31	1952 — 20-33	1969 — 3-38
1915 — 0-29	1935 — 13-26	1953 — 7- 0	1970 — 28-16
1916 — 13-10	1936 — 6-16	1954 — 6-34	1971 — 21-14
1917 — 0- 6	1937 — 7- 0	1955 — 14- 6	1972 — 7-37
1919 — 6- 0	1938 — 7- 6	1956 — 21- 0	1973 — 7-13
1920 — 0-28	1939 — 13- 0	1957 — 39-25	1974 — 17- 3
1921 — 3- 7	1940 — 21- 0	1958 — 0- 7	1975 — 7- 0
1922 — 16- 0	1941 — 0- 7	1959 — 0-14	1976 — 24-29
1923 — 3- 3	1942 — 13-26	1960 — 20-10	1977 — 10-24
1924 — 14-13	1945 — 0-33	1961 — 14- 6	
1927 — 13- 6	1945 — 6-13	1962 — 18-12	

TOP COUGAR RETURNEES

	TCB	YG	YL	NYG	AVG	TD	LG
RUSHING Mike Washington	89	363	25	338	3.9	3	38
	PA	PC	INT	YDS	PCT	TD	LG
PASSING Jack Thompson	329	192	13	2372	.584	13	61


Game 9 UCLA

Nov. 11 at Corvallis 2:00 PST

(Parker Stadium — Capacity 41,000)

Location — Los Angeles, CA
 Conference — Pacific-10
 Athletic Director — J. D. Morgan
 SID — Vic Kelley (AC 213 825-3732)
 Home (213 784-3865)

Nickname — Bruins
 Colors — Navy Blue & Gold
 Enrollment — 32,130
 Stadium — L.A. Memorial Coliseum (92,604)
 1977 Record — 7-4; Conference — 5-2 (2nd-T)
 Offensive System — Multiple Veer
 Defensive System — "50"
 Lettermen Returning — 44; Lost — 19
 Starters Returning — 13; Off-6, Def-7
 Head Coach — Terry Donahue, UCLA '67
 (Record at UCLA — 16-6-1, 2 yrs.)



Terry Donahue

Assistants — Foster Andersen, off. tackles & tight ends; Gary Blackney, def. backs; Bob Field, outside linebackers; Jed Hughes, def. coordinator & inside linebackers; Doug Kay, def. line; Bill Matthews, running backs; Dwain Painter, quarterbacks & receivers; Don Riley, centers and guards.

1978 SCHEDULE

Sept. 9	at Washington
Sept. 16	at Tennessee (N)
Sept. 23	at Kansas
Sept. 30	Minnesota (N)
Oct. 7	Stanford (N)
Oct. 14	Washington State (N)
Oct. 21	at California
Oct. 27	Arizona (N)
Nov. 4	Oregon
Nov. 11	at OREGON STATE
Nov. 18	USC

1977 RESULTS — 7-4-0

13	Houston	17
17	Kansas	7
13	Minnesota	27
34	Iowa	16
28	Stanford	32
27	Washington State	16
21	California	19
20	Washington	12
21	Oregon	3
48	OREGON STATE	18
27	USC	29
269		196

FROM THE RECORD BOOK

Games — 34 Won by OSU — 8 UCLA — 22 Tied — 4

Biggest OSU Win Margin — 28-0 (1948)
 Biggest UCLA Win Margin — 61-0 (1954)

OSU-UCLA	OSU-UCLA	OSU-UCLA	OSU-UCLA
1930 — 19- 0	1941 — 19- 0	1952 — 0-57	1969 — 0-37
1934 — 7-25	1942 — 7-30	1953 — 0-41	1970 — 9-14
1935 — 7-20	1946 — 7-50	1954 — 0-61	1971 — 34-17
1936 — 13-22	1947 — 7-27	1955 — 0-38	1972 — 7-37
1937 — 7- 7	1948 — 28- 0	1956 — 21- 7	1973 — 14-56
1938 — 6- 6	1949 — 13-35	1957 — 7-26	1974 — 14-33
1939 — 13-13	1950 — 13-20	1958 — 14- 0	1975 — 9-31
1940 — 7- 0	1951 — 0- 7	1967 — 16-16	1976 — 14-45
		1968 — 45-21	1977 — 18-48

TOP BRUIN RETURNEES

RUSHING	TCB	YG	YL	NYG	AVG	TD	LG
James Owens	176	961	23	938	5.3	4	71
Theotis Brown	115	547	8	539	4.7	5	75
Rick Bashore	131	481	164	317	2.4	4	41
PASSING	PA	PC	INT	YDS	PCT	TD	LG
Rich Bashore	149	74	7	1015	.497	9	56
Steve Bukich	24	14	1	228	.583	1	47
RECEIVING	PC	YDS	AVG	TD	LG		
Theotis Brown	16	135	8.4	2	21		
James Owens	15	146	9.7	1	32		

Game 10 ARIZONA STATE

Nov. 18 at Corvallis 1:30 p.m. PST

(Parker Stadium — Capacity 41,000)

Location — Tempe, Arizona

Conference — Pacific-10

Athletic Director — Dr. Fred Miller

SID — Dick Mullins (AC 602 965-6593)

Home (602 967-3016)

Nickname — Sun Devils

Colors — Maroon & Gold

Enrollment — 35,278

Stadium — Sun Devil (70,104)

1977 Record — 9-3-0; Conference — 6-1 (1st-T)

Offensive System — Pro Set

Defensive System — 4-3

Lettermen Returning — 36; Lost & 18

Starters Returning — 11; Off-5, Def-6

Head Coach — Frank Kush, Michigan State '53

(Record at ASU — 164-49-1, 20 yrs.)

Assistants — Don Baker, off. backs; Bob Karmelowicz, off. line; Richard Mann, wide receivers; Gary Horton, tight ends; Bob Owens, def. ends & linebackers; Greg Mohns, def. line; Fred Glick, def. secondary; Bill Kajikawa, freshmen.



FRANK KUSH

1978 SCHEDULE

Sept. 9	Pacific (N)	35
Sept. 16	Brigham Young (N)	33
Sept. 23	at WSU (Spokane)	0
Sept. 30	Texas El Paso (N)	45
Oct. 7	at Northwestern	37
Oct. 14	USC (N)	66
Oct. 21	Bye	47
Oct. 28	at Washington	45
Nov. 4	California (N)	24
Nov. 11	Stanford (N)	14
Nov. 18	at OREGON STATE	23
Nov. 25	at Arizona (N)	30
		369

1977 RESULTS [9-3-0]

Northwestern	3
OREGON STATE	31
Missouri	15
at New Mexico	24
at Air Force	14
Texas El Paso	3
at Utah	19
Wyoming	0
Brigham Young	13
at Colorado State	25
Arizona	7
*Penn State	42
(* Fiesta Bowl)	153

FROM THE RECORD BOOK

Games — 9 Won by OSU — 5 Arizona State — 4 Tied — 0

Biggest OSU Win Margin — 30-7 (1969)

Biggest ASU Win Margin — 38-7 (1972)

OSU-ASU	OSU-ASU	OSU-ASU	OSU-ASU
1961 — 23-24	1967 — 27-21	1969 — 30-7	1972 — 7-38
1966 — 18-17	1968 — 28-9	1971 — 24-18	1973 — 14-44
			1977 — 31-33

TOP SUN DEVIL RETURNEES


RUSHING	TCB	YG	YL	NYG	AVG	TD	LG
Mike Harris	163	745	7	738	4.5	3	36
Arthur Lane	167	668	20	648	3.9	6	32
George Perry	128	506	20	486	3.8	9	18
PASSING	PA	PC	INT	YDS	PCT	TD	LG
Mark Malone	26	14	1	197	.538	2	36
RECEIVING	PC	YDS	AVG	TD	LG		
Mike Harris	17	107	6.3	0	45		
Chris DeFrance	11	291	26.5	3	62		
Marshall Edwards	8	97	12.1	0	25		

Game 11 OREGON

Nov. 25 at Corvallis 1:30 p.m. PST

(Parker Stadium — Capacity 41,000)

Location — Eugene, OR
 Conference — Pacific-10
 Athletic Director — Dr. John Caine
 SID — George Beres (686-5494)
 Home (344-0282)
 Nickname — Ducks or Webfoots
 Colors — Green & Yellow
 Enrollment — 16,500
 Stadium — Autzen (41,097)
 1977 Record — 2-9; Conference — 1-6 (7th)
 Offensive System — I-Option
 Defensive System — 4-3
 Lettermen Returning — 36; Lost — 20
 Starters Returning — 10; Off-5, Def-5
 Head Coach — Rich Brooks, Oregon State '63
 Record at Oregon, 2-9-0, 1 yr.)



RICH BROOKS

Assistants — John Becker, quarterbacks & receivers; Ron Hudson, running backs; Bob McCray, off. line; Bill Tarrow, off. line; Howard Tippet, def. coordinator; Andy Christoff, outside linebackers; Joe Shaffeld, inside linebackers; Milt Jackson, def. secondary.

1978 SCHEDULE

Sept. 9	at Colorado
Sept. 16	USC (N)
Sept. 23	Texas Christian (N)
Sept. 30	at Wisconsin
Oct. 7	at California
Oct. 14	Brigham Young
Oct. 21	at Washington
Oct. 28	Washington State
Nov. 4	at UCLA
Nov. 11	Arizona
Nov. 18	Bye
Nov. 25	at OREGON STATE

1977 RESULTS [2-9-0]

16	at Georgia	27
29	at Texas Christian	24
10	Wisconsin	22
10	at Stanford	20
0	Washington	54
15	at USC	33
17	at LSU	56
20	at Washington State	56
3	UCLA	21
16	California	48
28	OREGON STATE	16
164		377

FROM THE RECORD BOOK

Games — 81 Won by OSU — 37 Oregon — 35 Tied — 9

Biggest OSU Win Margin — 39-2 (1942)
 Biggest Oregon Win Margin — 44-0 (1895)

OSU-UO	OSU-UO	OSU-UO	OSU-UO	OSU-UO
1894 — 16- 0	1912 — 0- 3	1928 — 0-12	1945 — 19- 6	1960 — 14-14
1895 — 0-44	1913 — 10-10	1929 — 0-16	13-12	1961 — 6- 2
1896 — 0- 2	1914 — 3- 3	1930 — 15- 0	1946 — 13- 0	1962 — 20-17
8-12	1915 — 0- 9	1931 — 0- 0	1947 — 6-14	1963 — 14-31
1897 — 26- 8	1916 — 0-27	1932 — 6-12	1948 — 0-10	1964 — 7- 6
1898 — 0-38	1917 — 14- 7	1933 — 3-13	1949 — 20-10	1965 — 19-14
1899 — 0-38	1918 — 6-13	1934 — 6- 9	1950 — 14- 2	1966 — 20-15
1902 — 0- 0	1919 — 0- 9	1935 — 0-13	1951 — 14- 7	1967 — 14-10
1903 — 0- 5	1920 — 0- 0	1936 — 18- 0	1952 — 22-19	1968 — 41-19
1904 — 5- 6	1921 — 0- 0	1937 — 14- 0	1953 — 7- 0	1969 — 10- 7
1905 — 0- 6	1922 — 0-10	1938 — 14- 0	1954 — 14-33	1970 — 24- 9
1906 — 0- 0	1923 — 6- 0	1939 — 19-14	1955 — 0-28	1971 — 30-29
1907 — 4- 0	1924 — 3- 7	1940 — 0-20	1956 — 14-14	1972 — 3-30
1908 — 0- 8	1925 — 24-13	1941 — 12- 7	1957 — 10- 7	1973 — 17-14
1909 — 0-12	1926 — 16- 0	1942 — 39- 2	1958 — 0-20	1974 — 35-16
1910 — 0-12	1927 — 31- 7		1959 — 15- 7	1975 — 7-14
				1976 — 14-23
				1977 — 16-28

TOP DUCK RETURNNEES

RUSHING	TCB	YG	YL	NYG	AVG	TD	LG
Vince Williams	71	318	2	316	4.5	0	32
PASSING	PA	PC	INT	YDS	PCT	TD	LG
Dan Daly	47	22	4	177	.468	1	21
RECEIVING	PC	YDS	AVG	TD	LG		
Ken Page	40	591	14.8	3	70		

1977 GAME SUMMARY

Game 1 — Oregon State 24, Syracuse 12

Sept. 10 at Corvallis

Syracuse 0 5 0 7 — 12
OSU 3 7 7 7 — 24

Weather: Warm & Sunny, 74°
Attendance: 22,000

OSU — Kieron Walford 22 FG

SYR — Safety, Jerry Martin blocks punt out of end zone

SYR — Dave Jacobs 20 FG

OSU — Karl Halberg 15 pass from John Norman (Walford kick)

OSU — Rich Kahoonei 6 run (Walford kick)

SYR — Bill Hurley 10 run (Jacobs kick)

OSU — James Fields 1 run (Walford kick)

OSU	SYR	OSU	SYR
233 Net Yards Rushing	164	1 Passes Had Intercepted	0
21 Passes Attempted	15	23 Total First Downs	12
13 Passes Completed	8	5/25.8 Punts/Average	7/34.3
127 Net Yards Passing	110	3/0 Fumbles/Lost	2/0
360 Total Net Yards	274	8/49 Penalties/Yards	10/92

Game 2 — USC 17, Oregon State 10

Sept. 17 at Corvallis

USC 7 0 3 7 — 17
OSU 0 0 7 3 — 10

Weather: Overcast & Warm, 59°
Attendance: 31,143

USC — Lynn Cain 2 run (Art Sorce kick)

USC — Sorce 31 FG

OSU — Terry Beck 23 pass from John Norman (Kieron Walford kick)

OSU — Walford 26 FG

USC — Randy Simmrin 50 pass from Rob Hertel (Sorce kick)

OSU	USC	OSU	USC
53 Net Yards Rushing	275	2 Passes Had Intercepted	2
39 Passes Attempted	19	14 Total First Downs	22
16 Passes Completed	9	10/34.9 Punts/Average	3/39.7
142 Net Yards Passing	140	1/0 Fumbles/Lost	4/4
195 Total Net Yards	415	6/57 Penalties/Yards	6/63

Game 3 — Arizona State 33, Oregon State 31

Sept. 24 at Tempe, Arizona

OSU 7 10 7 7 — 31
ASU 10 7 7 9 — 33

Weather: Hot & Clear, 93°
Attendance: 57,535

OSU — James Fields 1 run (Kieron Walford kick)

ASU — Steve Hicks 34 FG

ASU — John Jefferson 14 pass from Dennis Sproul (Hicks kick)

OSU — John Norman 3 run (Walford kick)

ASU — Ron Washington 7 pass from Sproul (Hicks kick)

OSU — Walford 42 FG

ASU — Arthur Lane 9 run (Hicks kick)

OSU — Fields 1 run (Walford kick)

ASU — Jefferson 6 run (kick failed)

OSU — Steve Coury 13 pass from Norman (Walford kick)

ASU — Hicks 41 FG

OSU	ASU	OSU	ASU
191 Net Yards Rushing	117	0 Passes Had Intercepted	2
37 Passes Attempted	33	23 Total First Downs	22
20 Passes Completed	17	5/33.4 Punts/Average	3/35.6
247 Net Yards Passing	252	1/0 Fumbles/Lost	1/0
438 Total Net Yards	369	9/83 Penalties/Yards	0/0

Game 4 — Tennessee 41, Oregon State 10

Oct. 1 at Knoxville, Tenn.

OSU 3 0 7 0 — 10 Weather: Overcast, cool
Tennessee 0 31 7 3 — 41 Attendance: 82,865

OSU — Kieron Walford 48 FG

TENN — Frank Foxx 7 run (Jim Gaylor kick)

TENN — Safety, John Norman tackled in end zone

TENN — Gary Moore 37 pass from Pat Ryan (Foxx run)

TENN — Ryan 1 run (Gaylor kick)

TENN — Thomas Rowsey 31 pass interception (Gaylor kick)

OSU — Jarvis Redwine 5 run (Walford kick)

TENN — Ryan 7 run (Gaylor kick)

TENN — Gaylor 39 FG

OSU	TENN	OSU	TENN
188 Net Yards Rushing	181	1 Passes Had Intercepted	0
21 Passes Attempted	14	15 Total First Downs	18
5 Passes Completed	8	7/30.7 Punts/Average	6/52.0
38 Net Yards Passing	136	3/2 Fumbles/Lost	3/1
226 Total Net Yards	317	4/29 Penalties/Yards	3/37

Game 5 — Oregon State 24, Brigham Young 19

Oct. 8 at Corvallis

BYU 7 6 6 0 — 19 Weather: Sunny & Warm, 56°
OSU 0 0 17 7 — 24 Attendance: 33,965

BYU — Roger Gourley 18 pass from Gifford Nielson (Dev Duke kick)

BYU — Mike Chronister 3 pass from Nielson (kick failed)

BYU — Chronister 3 pass from Nielson (kick failed)

OSU — Dwayne Hall 40 pass from John Norman (Kieron Walford kick)

OSU — Kent Howe 32 pass interception (Walford kick)

OSU — Walford 37 FG

OSU — Gene Dales 79 pass interception (Walford kick)

OSU	BYU	OSU	BYU
128 Net Yards Rushing	45	1 Passes Had Intercepted	3
21 Passes Attempted	49	14 Total First Downs	21
9 Passes Completed	23	12/37.6 Punts/Average	8/39.4
90 Net Yards Passing	284	0 Fumbles/Lost	2/1
218 Total Net Yards	329	2/7 Penalties/Yards	5/20

Game 6 — California 41, Oregon State 17

Oct. 15 at Berkeley

OSU 3 7 0 7 — 17 Weather: Clear & Warm, 65°
California 20 7 0 14 — 41 Attendance: 33,400

CAL — Floyd Eddings 93 pass from Charlie Young (run failed)

CAL — Paul Jones 10 run (Jim Breech kick)

OSU — Kieron Walford 38 FG

CAL — Oliver Hillmon 4 run (Breech kick)

CAL — Hillmon 3 run (Breech kick)

OSU — Byron Kellar 1 run (Walford kick)

OSU — James Fields 13 run (Walford kick)

CAL — Hillmon 85 pass from Young (Breech kick)

CAL — Hillmon 43 pass from Young (Breech kick)

OSU	CAL	OSU	CAL
95 Net Yards Rushing	160	1 Passes Had Intercepted	1
22 Passes Attempted	32	19 Total First Downs	26
10 Passes Completed	23	6/33.8 Punts/Average	0/0
117 Net Yards Passing	436	2/1 Fumbles/Lost	3/3
212 Total Net Yards	596	5/55 Penalties/Yards	16/153

Game 7 — Washington 14, Oregon State 6

Oct. 22 at Seattle

OSU 0 3 0 3 — 6 Weather: Cloudy & Warm, 61°
 Washington 0 0 7 7 — 14 Attendance: 46,677

OSU — Kieron Walford 40 FG

WASH — Ron Gipson 13 run (Steve Robbins kick)

OSU — Walford 21 FG

WASH — Spider Games 30 pass from Warren Moon (Robbins kick)

OSU	WASH	OSU	WASH
112 Net Yards Rushing	190	1 Passes Had Intercepted	1
17 Passes Attempted	15	9 Total First Downs	13
5 Passes Completed	7	9/35.5 Punts/Average	8/37.3
62 Net Yards Passing	92	4/2 Fumbles/Lost	7/3
174 Total Net Yards	282	3/44 Penalties/Yards	8/70

Game 8 — Stanford 26, Oregon State 7

Oct. 29 at Corvallis

Stanford 0 10 0 16 — 26 Weather: Rainy & Cool, 49°
 OSU 0 0 7 0 — 7 Attendance: 20,196

STAN — Ken Naber 48 FG

STAN — James Lofton 10 pass from Guy Benjamin (Naber kick)

OSU — Terry Beck 3 pass from John Norman (Kieron Walford kick)

STAN — Darrin Nelson 22 pass from Benjamin (Naber kick)

STAN — Safety, Tom Hall tackled Norman in end zone

STAN — Gordon Banks 9 pass from Benjamin (Naber kick)

OSU	STAN	OSU	STAN
216 Net Yards Rushing	193	2 Passes Had Intercepted	0
19 Passes Attempted	29	16 Total First Downs	23
8 Passes Completed	17	6/33.0 Punts/Average	5/38.2
71 Net Yards Passing	176	0/0 Fumbles/Lost	3/0
287 Total Net Yards	369	8/50 Penalties/Yards	4/20

Game 9 — Washington State 24, Oregon State 10

Nov. 5 at Corvallis

WSU 7 7 3 7 — 24 Weather: Overcast, 50°
 OSU 0 7 3 0 — 10 Attendance: 22,657

WSU — Dan Doornick 1 run (Paul Watson kick)

WSU — Doornick 1 run (Watson kick)

OSU — Rich Kahoonei 1 run (Kieron Walford kick)

WSU — Watson 27 FG

OSU — Walford 45 FG

WSU — Jack Thompson 2 run (Watson kick)

OSU	WSU	OSU	WSU
119 Net Yards Rushing	136	2 Passes Had Intercepted	2
22 Passes Attempted	19	16 Total First Downs	18
11 Passes Completed	11	4/41.8 Punts/Average	4/43.5
130 Net Yards Passing	111	4/1 Fumbles/Lost	5/2
249 Total Net Yards	247	4/53 Penalties/Yards	5/71

Game 10 — UCLA 48, Oregon State 18

Nov. 12 at Los Angeles

OSU 3 7 0 8 — 18
 UCLA 10 21 3 14 — 48

Weather: Sunny & Hazy, 70°
 Attendance: 35,524

OSU — Kieron Walford 42 FG

UCLA — James Owens 71 run (Frank Corral kick)

UCLA — Frank Corral 43 FG

UCLA — Steve Bukich 1 run (Corral kick)

OSU — Steve Coury 14 pass from John Norman (Walford kick)

UCLA — Homer Butler 47 pass from Bukich (Corral kick)

UCLA — Theotis Brown 3 run (Corral kick)

UCLA — Corral 44 FG

UCLA — Raymond Bell 75 pass interception (Corral kick)

OSU — Rich Kahoonei 1 run (James Fields run)

UCLA — Scott Stauch 6 run (Corral kick)

OSU	UCLA	OSU	UCLA
90 Net Yards Rushing	247	1 Passes Had Intercepted	0
31 Passes Attempted	16	16 Total First Downs	20
15 Passes Completed	11	6/38.3 Punts/Average	3/41.0
154 Net Yards Passing	145	2/1 Fumbles/Lost	4/1
244 Total Net Yards	392	2/16 Penalties/Yards	7/58

Game 11 — Oregon 28, Oregon State 16

Nov. 19 at Eugene

OSU 0 10 0 6 — 16
 Oregon 7 21 0 0 — 28

Weather: Cold & Foggy, 30°
 Attendance: 34,068

UO — Kim Nutting 1 run (Roy Geiger kick)

UO — Nutting 1 run (Geiger kick)

OSU — Kieron Walford 34 FG

UO — Dennis Bullock 4 run (Geiger kick)

UO — Tom Cafferty 12 pass from Jack Henderson (Geiger kick)

OSU — James Fields 1 run (Kieron Walford kick)

OSU — Rich Kahoonei 1 run (pass failed)

OSU	UO	OSU	UO
226 Net Yards Rushing	298	0 Passes Had Intercepted	2
27 Passes Attempted	19	23 Total First Downs	20
13 Passes Completed	12	3/35.3 Punts/Average	2/31.0
147 Net Yards Passing	168	4/2 Fumbles/Lost	2/1
373 Total Net Yards	414	7/60 Penalties/Yards	6/54

1977 Oregon State Statistics

	OSU	Opponents
Number Rushing Plays.....	555	524
Yards Gained Rushing.....	2089	2419
Yards Lost Rushing.....	438	413
NET YARDS RUSHING.....	1651	2006
Passes Attempted.....	273	260
Passes Completed.....	125	146
Passes Had Intercepted.....	12	13
YARDS GAINED PASSING.....	1325	2050
Total Plays.....	832	784
TOTAL OFFENSE.....	2976	4056
Average Yards Per Game.....	270.5	368.7
First Downs Rushing.....	107	114
First Downs Passing.....	66	86
First Downs Penalties.....	15	15
TOTAL FIRST DOWNS.....	188	215
Punts/Average.....	73/34.7	49/39.6
Punt Returns/Average.....	20/6.5	27/6.6
Kickoff Returns/Average.....	39/20.0	34/22.9
Penalties/Yards.....	68/633	73/707
Fumbles/Lost.....	24/9	36/16

INDIVIDUAL STATISTICS

RUSHING	TCB	YG	YL	NYG	AVG	TD	LG
JAMES FIELDS, TB	191	777	37	740	3.87	5	29
WILLIE JOHNSON, TB	69	224	23	201	2.91	0	16
Byron Kellar, FB	47	199	10	189	4.02	1	15
Rich Kahoonei, FB	57	188	7	181	3.18	4	16
JOHN NORMAN, QB	127	360	259	101	0.80	1	18
Jarvis Redwine, TB	16	95	1	94	5.88	1	16
Kyle Grossart, QB	37	173	87	86	2.32	0	31
KARL HALBERG, FL	9	71	10	61	6.78	0	15
STEVE COURY, FL	1	2	0	2	2.00	0	2
Wendell Smith, K	1	0	4	-4		0	-4
OSU TOTALS	555	2089	438	1651	2.97	12	31
OPPONENTS	524	2419	413	2006	3.83	21	71

PASSING	PA	PC	HI	YDS	PCT	TD	LG
JOHN NORMAN, QB	200	90	8	929	.450	6	40
Kyle Grossart, QB	74	34	4	349	.459	0	26
KARL HALBERG, FL	1	1	0	47	1.000	0	47
Duane James, FL	1	0	0	0	.000	0	0
JEFF KYNASTON, QB	1	0	0	0	.000	0	0
OSU TOTALS	273	125	12	1325	.458	6	47
OPPONENTS	260	146	13	2050	.562	16	85

TOTAL OFFENSE	PLAYS	RUSH	PASS	YDS	GAME AVG	PLAY AVG
JOHN NORMAN	327	101	929	1030	93.6	3.15
JAMES FIELDS	191	740	0	740	74.0	3.87
OSU TOTALS	832	1651	1325	2976	270.5	3.58
OPPONENTS	784	2006	2050	4056	368.7	5.17

Returning Players Listed in ALL CAPS

RECEIVING	NO	YDS	AVG	TD	LG
STEVE COURY, FL	36	458	12.7	2	47
KARL HALBERG, FL	22	274	12.5	1	26
Byron Kellar, FB	14	87	6.2	0	11
DWAYNE HALL, SE	13	172	13.2	1	40
WILLIE JOHNSON, TB	11	75	6.8	0	21
TERRY BECK, TE	10	114	11.4	2	23
JAMES FIELDS, TB	10	62	6.2	0	17
CHRIS SMITH, TE	4	56	14.0	0	19
Rich Kahoonei, FB	4	10	2.5	0	5
Duane James, FL	1	17	17.0	0	17
OSU TOTALS	125	1325	10.6	6	47
OPPONENTS	146	2050	14.0	16	85

SCORING	TD	1-XP	2-XP	S	FG	Total
KIERON WALFORD, K	0	18-18	0	0	11-18	51
JAMES FIELDS, TB	5	0	1	0	0	32
Rich Kahoonei, FB	4	0	0	0	0	24
TERRY BECK, TE	2	0	0	0	0	12
STEVE COURY, FL	2	0	0	0	0	12
Jarvis Redwine, TB	1	0	0	0	0	6
JOHN NORMAN, QB	1	0	0	0	0	6
KARL HALBERG, FL	1	0	0	0	0	6
DWAYNE HALL, SE	1	0	0	0	0	6
KENT HOWE, LB	1	0	0	0	0	6
Gene Dales, LB	1	0	0	0	0	6
Byron Kellar, FB	1	0	0	0	0	6
OSU TOTALS	20	18-18	1-2	0	11-18	173
OPPONENTS	39	34-37	1-2	3	9-21	303

FG KICKING	20-29	30-39	40-49	50-59	60-70	POINTS
Walford	3-3	3-4	5-7	0-4	0-0	33
Opponents	2-4	3-5	4-5	0-7	0-0	27

ALL-PURPOSE	RUSH	PASS REC.	PUNT RET.	KO RET.	TOT	AVG
JAMES FIELDS	740	62	0	97	899	89.9
STEVE COURY	2	458	105	177	742	74.2
WILLIE JOHNSON	201	75	0	337	613	61.3

INTERCEPTIONS	NO	YDS	AVG	TD	LG
LENNY HOLMES, CB	3	16	5.3	0	16
Gene Dales, LB	2	87	43.5	1	79
KENT HOWE, LB	2	33	16.5	1	32
Kerry Justin, CB	1	63	63.0	0	63
DAVE HORTON, CB	1	44	44.0	0	44
MARK CAMERON, FS	1	12	12.0	0	12
KENT PEYTON, LB	1	5	5.0	0	5
ROB EMMONS, FS	1	0	0.0	0	0
TOM STEVENS, SS	1	0	0.0	0	0

(Peyton 1 intercepted fumble, ret. 5 yds.)

OSU TOTALS	13	260	20.0	2	79
OPPONENTS	12	172	14.3	2	75

PUNTING	NO	YDS	BLKD	AVG	LK
Wendell Smith	29	1062	1	36.6	56
Mike Babb	43	1473	0	34.3	49
Team	1				
OSU TOTALS	73	2535	1	34.7	56
OPPONENTS	49	1942	0	39.6	71

Returning Players Listed in ALL CAPS

KICKOFF RETURNS	NO	YDS	AVG	TD	LG
Robert Manor, LB	2	47	23.5	0	26
WILLIE JOHNSON, TB	16	337	21.1	0	53
STEVE COURY, FL	9	177	19.7	0	30
JAMES FIELDS, TB	5	97	19.4	0	27
DWAYNE HALL, SE	5	89	17.8	0	26
DAVE HORTON, CB	2	34	17.0	0	22
OSU TOTALS	39	781	20.0	0	53
OPPONENTS	34	781	22.9	0	72

PUNT RETURNS	NO	YDS	AVG	TD	LG
STEVE COURY, FL	15	105	7.0	0	29
DWAYNE HALL, SE	3	21	7.0	0	10
KARL HALBERG, FL	1	2	2.0	0	2
DAVE HORTON, CB	1	2	2.0	0	2
OSU TOTALS	20	130	6.5	0	29
OPPONENTS	27	179	6.6	0	52

SCORING BY QUARTERS	1	2	3	4	TOTAL
OSU	19	51	55	48	173
Opponents	68	115	36	84	303

DEFENSIVE STATISTICS

NAME	TACKLES		TOTAL	FUMB RCVD	PASS INTC	PASS BRUP	QB SACKS	LOSS YARDAGE
	UT	AT						
KENT PEYTON, mlb	57	37	94	1	1	3	0	-29
TOM STEVENS, ss	56	30	86	4	1	3	0	-13
Gene Dales, wlb	47	25	72	1	2	1	3	-46
Greg Marshall, dt	46	25	71	0	0	5	4	-76
KENT HOWE, slb	41	27	68	1	2	0	0	-38
ROB EMMONS, fs	39	21	60	0	1	0	0	-2
LENNY HOLMES, cb	31	12	43	0	3	10	0	-3
Troy Gusick, dt	24	19	43	2	0	2	4	-32
Kerry Justin, cb	29	10	39	0	1	6	0	0
TOM SCHILLINGER, de	24	15	39	1	0	0	2	-21
DAVE HORTON, cb	31	6	37	0	1	2	0	0
Joel Malone, dt	20	17	37	0	0	0	3	-33
Clarence Smithey, de	22	14	36	1	0	0	4	-47
REGGIE WILLIAMS, slb	15	9	24	0	0	1	0	-6
MARK CAMERON, fs	13	7	20	1	0	0	0	0
Russ Harris, de	12	6	18	1	0	0	0	-9
DAN WELLS, fs	11	5	16	0	0	1	0	0
Robert Manor, wlb	2	11	13	0	0	0	0	0
CRAIG ROUSSELL, dt	4	4	8	0	0	0	0	0
JEROME WILLIAMS, ss	7	1	8	1	0	1	0	-4
JERRY WILKINSON, de	4	2	6	0	0	0	0	-5
ROB RUPLEY, de	4	2	6	0	0	0	0	-13
NICK WESTERBERG, de	5	1	6	0	0	0	0	0
BOB PRIEST, dt	3	2	5	0	0	0	0	0
LEW WILSON, mlb	4	1	5	0	0	0	0	0
DEE WARD, ss	4	0	4	0	0	0	0	0
Kirk Balin, mlb	2	1	3	0	0	0	0	0
SCOTT TRAPP, wlb	3	0	3	0	0	0	0	0
JOHN COBB, cb	1	1	2	0	0	0	0	0
RICK RAE, cb	1	0	1	0	0	0	0	0
KEVIN MESSENGER, dt	1	0	1	0	0	0	0	0

Returning Players Listed in ALL CAPS

1977 Pacific-8 Team Statistics

TEAM OFFENSE

Team	G	Plays	Yds	Play Avg	Game Avg
USC	11	839	4959	5.9	450.8
Stanford	11	846	4750	5.6	431.8
California	11	866	4380	5.1	398.2
Wash. St.	11	830	4323	5.2	393.0
Washington	11	792	4065	5.1	369.5
UCLA	11	775	3817	4.9	347.0
Oregon	11	797	3167	4.0	287.9
Oregon St.	11	832	2976	3.6	270.5

RUSHING OFFENSE

Team	G	Plays	Yds	Play Avg	Game Avg
USC	11	576	2857	5.0	259.7
UCLA	11	601	2569	4.3	233.5
Washington	11	580	2428	4.2	220.7
Stanford	11	474	1894	4.0	172.2
Wash. St.	11	484	1762	3.6	160.2
Oregon St.	11	555	1651	3.0	150.1
California	11	476	1543	3.2	140.3
Oregon	11	501	1532	3.1	139.3

PASSING OFFENSE

Team	PA-PC-HI	Pct.	Yds.	Game Avg.
Stanford	372-235-15	.632	2856	259.6
California	391-214-6	.547	2837	257.9
Wash. St.	346-202-13	.584	2581	234.6
USC	263-140-18	.532	2102	191.1
Washington	212-120-7	.566	1637	148.8
Oregon	296-141-14	.476	1635	148.6
Oregon St.	277-125-12	.451	1325	120.5
UCLA	174-89-8	.511	1248	113.5

TEAM DEFENSE

Team	G	Plays	Yds.	Play Avg.	Game Avg.
USC	11	775	3052	3.9	277.4
Washington	11	790	3274	4.1	297.6
California	11	818	3346	4.1	304.2
UCLA	11	816	3611	4.4	328.3
Oregon St.	11	784	4056	5.2	368.7
Wash. St.	11	839	4266	5.1	387.8
Stanford	11	787	4414	5.6	401.3
Oregon	11	895	4890	5.5	444.5

RUSHING DEFENSE

Team	G	Plays	Yds.	Play Avg.	Game Avg.
USC	11	492	1552	3.2	141.1
Washington	11	511	1634	3.2	148.5
UCLA	11	582	1696	3.2	154.2
California	11	546	1948	3.6	177.1
Oregon St.	11	524	2006	3.8	182.4
Wash. St.	11	571	2281	4.0	207.4
Stanford	11	556	2489	4.5	226.3
Oregon	11	644	3303	4.8	300.3

PASSING DEFENSE

Team	PA-PC-HI	Pct.	Yds.	Game Avg.
California	272-122-12	.449	1398	127.1
USC	283-136-15	.481	1500	136.4
Washington	279-135-16	.484	1640	149.1
Stanford	231-138-10	.597	1745	158.6
Oregon	251-128-11	.510	1819	165.4
UCLA	284-159-15	.560	1915	174.1
Wash. St.	268-131-9	.488	1985	180.5
Oregon St.	260-146-13	.562	2050	186.4

SCORING DEFENSE

Team	G	Pts.	Avg.
Washington	11	174	15.8
USC	11	184	16.7
UCLA	11	196	17.8
California	11	211	19.2
Wash. St.	11	236	21.5
Stanford	11	265	24.1
Oregon St.	11	303	27.5
Oregon	11	367	33.4

SCORING OFFENSE

Team	G	Pts.	Avg.
Washington	11	317	28.8
USC	11	310	28.2
California	11	300	27.3
UCLA	11	269	24.5
Wash. St.	11	263	23.8
Stanford	11	261	23.7
Oregon St.	11	173	15.7
Oregon	11	164	14.9

INDIVIDUAL TOTAL OFFENSE

Name	G	Plays	Yards	TDR	Play Avg.	Game Avg.
Guy Benjamin, Stanford	10	373	2409	21	6.5	240.9
Jack Thompson, WSU	11	387	2339	17	6.0	212.6
Charlie Young, California	11	297	1876	16	6.3	170.5
Warren Moon, Washington	11	298	1850	17	6.2	168.2
Rob Hertel, USC	11	272	1824	16	6.7	165.8
Jack Henderson, Oregon	9	314	1269	7	4.0	141.0
Rick Bashore, UCLA	10	280	1332	13	4.8	133.2
Charles White, USC	11	264	1291	7	4.9	117.4
Darrin Nelson, Stanford	11	183	1069	3	5.8	97.2
John Norman, Oregon St.	11	327	1030	7	3.1	93.6

PASSING

(Minimum of 100 attempts)

Name	PA-PC-HI	TD	Pct.	Yds.	Int. Pct.	TD Pct.	Av/Att.	Rating*
Guy Benjamin, Stanford	330-208-15	19	63.0	2521	4.5	5.8	7.64	87.0
Warren Moon, Washington	199-113-7	11	56.8	1584	3.5	5.5	7.90	86.0
Gary Graumann, California	118-63-2	5	53.4	797	1.7	4.2	6.75	81.6
Jack Thompson, Wash. St.	329-192-13	13	58.4	2372	4.0	3.6	7.21	76.1
Charlie Young, California	249-135-13	12	54.2	1875	5.2	4.8	7.53	72.9
Rick Bashore, UCLA	149-74-7	9	49.7	1015	4.7	6.0	6.81	72.3
Rob Hertel, USC	230-121-18	15	52.6	1899	7.8	6.5	8.26	69.5
Jack Henderson, Oregon	223-108-7	5	48.4	1286	3.1	2.2	5.76	60.8
John Norman, Oregon St.	200-90-8	6	45.0	929	4.0	3.0	4.65	52.3

*Passing Rating based on a formula which ranks passers in four categories: TD Pct., Completion Pct., Interception Pct., and Average Per Attempt.

INDIVIDUAL RUSHING

Name	G	Att.	Yards	TD	Play Avg.	Game Avg.
Charles White, USC	11	264	1291	7	4.9	117.4
Darrin Nelson, Stanford	11	183	1069	3	5.8	97.2
Paul Jones, California	9	189	805	6	4.3	89.4
Joe Steele, Washington	10	198	865	10	4.4	86.5
James Owens, UCLA	11	176	938	4	5.3	85.3
James Fields, OSU	10	191	740	5	3.9	74.0
Theotis Brown, UCLA	8	105	539	5	5.1	67.4
Dwight Ford, USC	11	85	711	5	8.4	64.6
Dan Doornink, Wash. St.	10	144	592	3	4.1	59.2
Ron Gipson, Washington	11	119	575	2	4.8	52.3

INDIVIDUAL PASS RECEIVING

Name	No.	Yds.	TD
James Lofton, Stanford	53	931	12
Jesse Thompson, California	51	797	5
George Freitas, California	50	673	4
Darrin Nelson, Stanford	50	524	3
Bill Kellar, Stanford	46	653	33
Brian Kelly, WSU	44	675	8
Mike Levenseller, WSU	43	736	2
Ken Page, Oregon	40	591	3
Randy Simmrin, USC	36	752	4
Steve Coury, OSU	36	458	2

INDIVIDUAL PUNTING

Name	No.	Avg.
Gavin Hedrick, WSU	52	44.7
Dan Melville, California	44	42.3
Brad Fox, Stanford	43	41.0
Marty King, USC	46	39.8
Frank Corral, UCLA	27	36.8
Wendell Smith, OSU	29	36.6
Aaron Wilson, Washington	57	36.1
Roy Geiger, Oregon	71	35.6
Matt McFarland, UCLA	22	35.3
Mike Babb, OSU	43	34.3

INDIVIDUAL PUNT RETURNS

Name	No.	Yds.	Avg.
Nesby Glasgow, Washington	29	266	9.2
Ken McAllister, California	33	252	7.6
Lynn Cain, USC	30	211	7.0
Steve Coury, OSU	15	105	7.0
Mike Levenseller, WSU	23	157	6.8

INDIVIDUAL KICKOFF RETURNS

Name	No.	Yds.	Avg.
Mike Washington, WSU	14	353	25.2
Floyd Eddings, California	17	373	21.9
Willie Johnson, OSU	16	337	21.1
Billy Anderson, Stanford	19	395	20.8
Gary Beck, Oregon	16	330	20.6
Dwight Ford, USC	15	306	21.4
Mark Lee, Washington	12	215	17.9
James Owens, UCLA	14	234	16.7
Reggie Grant, Oregon	12	187	15.6
Gordon Banks, Stanford	16	222	13.8

INDIVIDUAL INTERCEPTIONS

Name	No.	Yds.	TD
Ken Easley, UCLA	6	33	0
Ricky Odom, USC	5	15	0
Kenny Bryant, Oregon	4	122	1
Mike Jackson, Washington	4	18	0
Anthony Green, California	3	83	0
Dennis Thurman, USC	3	37	0
Lenny Holmes, OSU	3	16	0
Gene Dales, OSU	2	87	1
Kyle Heinrich, Washington	2	77	0

INDIVIDUAL SCORING

Name	TD	FG	PAT	Pts.
Jimmy Breech, California	0	16-27	34-34	82
Steve Robbins, Washington	0	14-22	37-37	79
Joe Steele, Washington	13	0	0	78
James Lofton, Stanford	12	0	0	74
Ken Naber, Stanford	0	12-19	24-26	60
Paul Watson, WSU	0	10-21	29-30	59
Frank Jordan, USC	0	12-17	23-25	59
Roy Geiger, Oregon	0	12-18	16-17	52
Kieron Walford, OSU	0	11-18	18-18	51
Charles White, USC	8	0	0	48
Oliver Hillmon, California	8	0	0	48

TEAM FIRST DOWNS

Team	Rush	Pass	Pen	Total
Stanford	124	135	14	273
USC	145	89	12	246
California	103	124	12	239
Wash. St.	105	116	12	233
Washington	110	79	13	202
UCLA	122	59	11	192
Oregon St.	107	66	15	188
Oregon	102	73	5	181

TEAM TURNOVERS

Team	Opp.	Own	Difference
Oregon St.	29	21	+8
Washington	34	26	+8
UCLA	30	26	+4
Wash. St.	31	29	+2
Oregon	35	34	+1
California	30	30	0
Stanford	24	25	-1
USC	33	37	-4

TEAM PUNTING EFFICIENCY

Team	G	Punts	Yds.	Punt Avg.	No. Ret.	Yds. Ret.	Ret. Avg.	Net Yds.	Net Avg.
California	11	46	1891	41.1	20	83	4.2	1808	39.3
Wash. St.	11	54	2339	43.3	26	293	11.3	2046	37.9
Stanford	11	43	1773	41.2	23	179	7.8	1594	37.1
USC	11	50	1867	37.3	24	158	6.6	1709	34.1
Washington	11	62	2194	25.4	24	107	4.5	2087	33.7
UCLA	11	53	1871	35.3	22	135	6.1	1736	32.8
Oregon	11	71	2469	35.6	21	168	8.0	2301	32.4
Oregon St.	11	73	2535	34.7	27	179	6.6	2356	32.3

1977 Pacific-8 Players of the Week

Date	Offense	Defense
Sept. 10	Jack Thompson, WSU	Dean Pedigo, WSU
Sept. 17	Jack Thompson, WSU	Greg Marshall, OSU
Sept. 24	Paul Jones, California Guy Benjamin, Stanford	Walt Underwood, USC
Oct. 1	Charlie Young, California	Dennis Thurman, USC
Oct. 8	Darrin Nelson, Stanford	Gene Dales, OSU
Oct. 15	Charlie Young, California	Michael Jackson, Washington
Oct. 22	James Lofton, Stanford	Cliff Bethea, Washington
Oct. 29	Guy Benjamin, Stanford	Anthony Green, California
Nov. 5	Mosi Tatupu, USC Warren Moon, Washington	Ed Gutierrez, USC
Nov. 12	Warren Moon, Washington	Michael Jackson, Washington
Nov. 19	Gary Beck, Oregon	Michael Jackson, Washington

Honors for '77 Beavers

JIM WALKER, C

All-Pacific-8, 2nd Team
All-Coast, 2nd Team AP
All-America, Honorable
Mention AP
Challenge Bowl
Team Captain

GREG MARSHALL, DT

All-Pacific-8, 2nd Team
All-Coast, 2nd Team AP
Outstanding Defensive
Lineman
Most Inspirational Player
Team Captain
Highest GPA

LENNY HOLMES, CB

All-Pacific-8, 2nd Team
Outstanding Defensive Back

KERRY JUSTIN, CB

All-Pac-8 Honorable Mention
Challenge Bowl

VERN WARD, OT

Outstanding Off. Lineman
Challenge Bowl

GENE DALES, LB

Challenge Bowl

LARRY WINKLER, OG

Challenge Bowl

JAMES FIELDS, TB

Outstanding Offensive Back

TOM STEVENS, SS

Outstanding Defensive Back

KARL HALBERG, FL

Most Improved Off. Player

STEVE COURY, SE

Outstanding Receiver

KENT PEYTON, MLB

Outstanding Linebacker

WILLIE JOHNSON, TB

Outstanding Freshman

CHRIS SMITH, TE

Outstanding Freshman

1977 Pacific-8 Standings

	(Conference Games)					(All Games)				
	W	L	T	Pts.	Opp.	W	L	T	Pts.	Opp.
Washington	6	1	0	238	103	7	4	0	317	174
Stanford	5	2	0	151	171	8	3	0	261	265
USC	5	2	0	193	104	7	4	0	310	184
UCLA	5	2	0	192	129	7	4	0	274	196
California	3	4	0	125	156	7	4	0	300	211
Washington State	3	4	0	164	164	6	5	0	263	236
Oregon	1	6	0	94	248	2	9	0	164	376
Oregon State	0	7	0	84	198	2	9	0	173	303

1977 Pacific-8 All-Conference Team

OFFENSE

Pos.	Name	Ht.	Wt.	Class	Hometown
TE	George Freitas, Cal.	6-3	220	Sr.	Visalia, CA
T	Gordon King, Stan.	6-6	255	Sr.	Fair Oaks, CA
T	Gus Coppens, UCLA	6-6½	260	Sr.	Fullerton, CA
G	Pat Howell, USC	6-6	255	Jr.	Fresno, CA
G	Jeff Toews, Wash.	6-3	263	Jr.	San Jose, CA
G	Brad Budde, USC	6-5	250	So.	Kansas City, MO
C	Blair Bush, Wash.	6-3	239	Sr.	Palos Verdes, CA
QB	Guy Benjamin, Stan.	6-3	202	Sr.	Sepulveda, CA
RB	Charles White, USC	5-11	187	So.	San Fernando, CA
RB	Darrin Nelson, Stan.	5-9	170	Fr.	Los Angeles, CA
WR	James Lofton, Stan.	6-3	187	Sr.	Los Angeles, CA
WR	Mike Levenseller, WSU	6-1	180	Sr.	Tacoma, WA
PK	Jim Breech, Cal.	5-7	165	Sr.	Sacramento, CA

First Team

Second Team

TE	Bill Gay, USC	6-6	225	Sr.	San Diego, CA
T	Anthony Munoz, USC	6-6	280	So.	Ontario, CA
T	John Schumacher, USC	6-5	275	Sr.	Pasadena, CA
G	Duke Lefler, Cal.	6-5	255	Jr.	Stockton, CA
G	Mark Hill, Stan.	6-4	259	Sr.	Santa Clara, CA
C	Jim Walker, OSU	6-2	258	Sr.	Mrytle Point, OR
QB	Jack Thompson, WSU	6-3	215	Jr.	Seattle, WA
RB	Joe Steele, Wash.	6-4	197	So.	Seattle, WA
RB	Paul Jones, Cal.	6-2	225	So.	San Jose, CA
WR	Jesse Thompson, Cal.	6-2	185	Sr.	Merced, CA
WR	Randy Simmrin, USC	6-1	165	Sr.	Burbank, CA

HONORABLE MENTION

(Received votes from at least two coaches)

OT Max Montoya, UCLA; OT Leo Biedermann, California; QB Warren Moon, Washington; RB James Owens, UCLA; WR Brian Kelly, Wash. State; WR Robert Gaines, Washington; DL George Yarno, Washington State; DL Vince Goldsmith, Oregon; LB Mel Cook, Oregon; LB Garry Cobb, USC; DB Ken Bryant, Oregon; **DB Kerry Justin, Oregon State**; P Brad Fox, Stanford.

DEFENSE

Pos.	Name	Ht.	Wt.	Class	Hometown
DL	Walt Underwood, USC	6-4	230	Sr.	Atlanta, GA
DL	Ralph DeLoach, Cal.	6-5	240	Jr.	Sacramento, CA
DL	Manu Tuiasosopo, UCLA	6-3	240	Jr.	Long Beach, CA
LB	Clay Matthews, USC	6-2½	232	Sr.	Kenilworth, IL
LB	Jerry Robinson, UCLA	6-3	208	Jr.	Santa Rosa, CA
LB	Michael Jackson, Wash.	6-0	215	Jr.	Pasco, WA
LB	Gordon Ceresino, Stan.	6-2	219	Jr.	Canoga Park, CA
DB	Dennis Thurman, USC	5-11	173	Sr.	Santa Monica, CA
DB	Ken Easley, UCLA	6-3½	200	Fr.	Chesapeake, VA
DB	Nesby Glasgow, Wash.	5-10	180	Jr.	Lynwood, CA
DB	Levi Armstrong, UCLA	6-2	180	Sr.	San Francisco, CA
DB	Ricky Odom, USC	6-0	180	Sr.	Los Angeles, CA
P	Gavin Hedrick, WSU	6-3	190	Sr.	Costa Mesa, CA

First Team

Second Team

DL	Greg Marshall, OSU	6-3	245	Sr.	Lake Oswego, OR
DL	Dave Browning, Wash.	6-4	239	Sr.	Fairfield, WA
DL	Doug Martin, Wash.	6-3	235	So.	Fairfield, CA
LB	Frank Stephens, UCLA	6-2	205	Sr.	San Diego, CA
LB	Don Hover, WSU	6-2	220	Sr.	Issaquah, WA
LB	Burl Toler, Cal.	6-2	200	Sr.	San Francisco, CA
LB	Ed Guterrez, USC	6-0	205	Sr.	Los Angeles, CA
DB	Anthony Green, Cal.	6-1	190	Sr.	Martinez, CA
DB	Ken Greene, WSU	6-2	188	Sr.	Omak, WA
DB	Kyle Heinrich, Wash.	6-0	180	Jr.	Saratoga, CA
DB	Lenny Holmes, OSU	5-11	173	Jr.	LaCanada, CA
DB	Ken McAllister, Cal.	5-11	180	Sr.	Hawthorne, CA
P	Dan Melville, Cal.	6-1	195	Jr.	San Diego, CA

How PAC-8 Teams Have Finished In The Top 10 Nationally

[Associated Press rankings first began in 1936]

SOUTHERN CALIFORNIA	OREGON STATE	OREGON
2nd (1976)	7th (1967)	9th (1948)
2nd (1974)	8th (1964)	
8th (1973)	10th (1956)	
1st (1972)		UCLA
4th (1968)		5th (1975)
1st (1967)	WASHINGTON STATE	5th (1966)
10th (1965)	None	4th (1965)
10th (1964)		4th (1955)
1st (1962)		2nd (1954)
5th (1952)	WASHINGTON	5th (1953)
8th (1947)		6th (1952)
7th (1944)		4th (1946)
3rd (1939)		7th (1939)
7th (1938)		
CALIFORNIA	10th (1977)	STANFORD
5th (1950)	6th (1960)	10th (1971)
3rd (1949)	8th (1959)	8th (1970)
4th (1948)	10th (1940)	7th (1951)
2nd (1937)	5th (1936)	2nd (1940)

Pacific-8 Yearly Standings

YEAR-BY-YEAR

1959						1963					
	W	L	T	Pts	Op		W	L	T	Pts	Op
Washington*	3	1	0	68	29	Washington*	4	1	0	96	58
USC	3	1	0	69	60	USC	3	1	0	94	45
UCLA	3	1	0	91	51	UCLA	2	2	0	30	60
California	1	3	0	39	70	WSU	1	1	0	32	31
Stanford	0	4	0	58	115	California	1	3	0	74	103
						Stanford	1	4	0	74	103
1960						1964					
Washington*	4	0	0	100	25	OSU*	3	1	0	74	36
USC	3	1	0	65	56	USC	3	1	0	88	58
UCLA	2	2	0	68	35	Washington	5	2	0	84	65
California	1	3	0	38	92	UCLA	2	2	0	85	97
Stanford	0	4	0	34	97	Stanford	3	4	0	100	95
						Oregon	1	2	1	42	38
1961						WSU	1	2	1	57	82
UCLA*	3	1	0	78	39	California	0	4	0	61	93
USC	2	1	1	65	39						
Washington	2	1	1	44	34	1965					
Stanford	1	3	0	35	70		W	L	T	Pts	Op
California	1	3	0	22	87	UCLA*	4	0	0	134	56
						USC	4	1	0	125	32
1962						WSU	2	1	0	46	42
USC*	4	0	0	99	23	Washington	4	3	0	156	136
Washington	4	1	0	97	35	Stanford	2	3	0	47	106
WSU	1	1	0	42	32	California	2	3	0	50	112
Stanford	2	3	0	67	94	OSU	1	3	0	60	78
UCLA	1	3	0	36	77	Oregon	0	5	0	55	111
California	0	4	0	35	115						

		1966					1972					
		W	L	T	Pts	Op	USC*					
USC*		4	1	0	101	44	USC*	7	0	0	243	59
OSU		3	1	0	85	62	UCLA	5	2	0	242	137
UCLA		3	1	0	55	38	WSU	4	3	0	168	164
Washington		4	3	1	114	102	Washington	4	3	0	128	160
California		2	3	0	76	102	California	3	4	0	163	208
Oregon		1	3	0	42	47	Stanford	2	5	0	136	135
WSU		1	3	0	40	94	Oregon	2	5	0	108	184
Stanford		1	4	0	43	67	OSU	1	6	0	76	218

		1967					1973					
USC*		6	1	0	182	47	USC*	7	0	0	240	124
OSU		4	1	1	87	53	UCLA	6	1	0	302	104
UCLA		4	1	1	193	90	Stanford	5	2	0	181	161
Stanford		3	4	0	88	121	WSU	4	3	0	179	190
Washington		3	4	0	82	106	OSU	2	5	0	113	159
California		2	3	0	79	107	California	2	5	0	168	272
WSU		1	5	0	62	190	Oregon	2	5	0	151	130
Oregon		1	5	0	60	119	Washington	0	7	0	128	322


		1968					1974					
USC*		6	0	0	114	90	USC*	6	0	1	226	69
OSU		5	1	0	179	93	Stanford	5	1	1	133	115
Stanford		3	3	1	152	129	California	4	2	1	184	148
California		2	2	1	99	85	UCLA	4	2	1	130	108
UCLA		2	4	0	103	156	OSU	3	4	0	126	126
Oregon		2	4	0	82	138	Washington	3	4	0	184	177
WSU		1	3	1	87	95	WSU	1	6	0	112	195
Washington		1	5	1	61	118	Oregon	0	7	0	49	216

		1969					1975					
USC*		6	0	0	129	66	UCLA*	6	1	0	215	123
UCLA		5	1	1	217	72	California	6	1	0	235	132
Stanford		5	1	1	204	81	Stanford	5	2	0	188	166
OSU		4	3	0	100	120	Washington	5	2	0	160	122
Oregon		2	3	0	64	82	USC	3	4	0	122	94
California		2	4	0	101	123	Oregon	2	5	0	114	182
Washington		1	6	0	84	191	OSU	1	6	0	83	183
WSU		0	7	0	69	233	WSU	0	7	0	109	213

		1970					1976					
Stanford*		6	1	0	220	101	USC*	7	0	0	234	81
Washington		4	3	0	233	176	UCLA	6	1	0	260	100
UCLA		4	3	0	204	168	Stanford	5	2	0	179	174
California		4	3	0	166	123	California	3	4	0	115	124
Oregon		4	3	0	152	166	Washington	3	4	0	141	142
OSU		3	4	0	120	171	WSU	2	5	0	139	227
USC		3	4	0	194	163	OSU	1	6	0	87	210
WSU		0	7	0	112	331	Oregon	1	6	0	79	215

		1971					1977					
Stanford*		5	1	0	162	98	Washington*	6	1	0	238	103
OSU		3	2	0	123	129	Stanford	5	2	0	151	171
Washington		3	3	0	128	99	USC	5	2	0	193	104
USC		2	2	1	91	100	UCLA	5	2	0	192	129
Oregon		2	3	0	118	143	California	3	4	0	125	156
WSU		2	4	0	130	157	WSU	3	4	0	164	164
UCLA		1	3	1	79	107	Oregon	1	6	0	94	248
California	(Games didn't count)						OSU	0	7	0	84	198

*Rose Bowl Representative




Meet The Beavers

MEET THE BEAVERS

OFFENSE

TE Lettermen Returning: *Chris Smith, *Terry Beck
 Lettermen Lost: **Dave Patapoff

87 *CHRIS LAWRENCE SMITH, 6-3, 222, Soph., Fair Oaks, CA (Bella Vista) – Chris emerged as OSU's starting tight end at the tail end of



last season, starting against Washington, Stanford, UCLA and Oregon . . . he caught 4 passes for 56 yards during the season . . . he is a strong blocker and has good hands . . . with a year of experience under his belt, Chris figures to be a very solid tight end for the Beavers this fall . . . he will return as the No. 1 tight end . . . Chris played his prep football under Don Driscoll at Bella Vista High School, earning two letters as an offensive and defensive tackle . . . as a senior, he was named all-league, all-city, all-Northern California and all-superior California

and he played in the Optimist All-Star game in Sacramento . . . his high school team was 17-5-1 in two years . . . Chris was a solid student in high school and entered OSU with a 3.38 GPA . . . he has a younger brother, Greg, 15 . . . his father, Michael Smith, also played college football as he played at the University of the Pacific . . . his major at OSU is Exploratory Studies . . . born 5/22/59 in Burlingame, CA.

OSU STATISTICS

Year	PC	YDS	AVG	LG	TD
1977	4	56	14.0	0	19

90 *TERRY L. BECK, 6-4, 220, Jr., Corvallis (Corvallis) – Terry started seven of OSU's games last fall as a sophomore – Syracuse, USC,



Arizona State, Tennessee, BYU, California, Washington and WSU . . . Terry missed spring drills, resting a minor leg injury . . . he was red-shirted in 1976 . . . Terry caught 10 passes for the Beavers last year for 114 yards and two touchdowns . . . his touchdowns came against USC and Stanford . . . Terry combines with Chris Smith and Iris Hawkins to give the Beavers a solid trio of tight ends . . . if Terry remains healthy he will be in the thick of the fight for the starting job at tight end . . . Terry earned three letters apiece in football and basketball at

Corvallis High School . . . he played his prep football under Chuck Solberg and the Spartans were 24-6 during that span . . . he was a first team Valley League selection on offense and defense as a junior and senior and a first team all-state pick on offense and defense as a senior and a Parade Magazine prep All-America choice . . . his younger brother Joe was a basketball letterman at Corvallis High School and played last year at Linn-Benton CC and will be a member of the Portland State basketball squad this year . . . Terry had a 3.4 GPA out of high school and is a Liberal Studies major at OSU . . . born 2/7/57 in Vancouver, WA.

OSU STATISTICS

Year	PC	YDS	AVG	TD	LG
1977	10	114	11.4	2	23

89 IRIS HAWKINS, 6-4, 218, Jr., Los Angeles, CA (Sterling (N.J.) High School-Los Angeles City College) — Iris transferred to OSU from Los Angeles City College at mid-year in time for spring practice . . . Iris is a service veteran, having spent four years in the Air Force and he is the oldest player on the squad at 27 years old . . . Iris played tight end and defensive end at OACC under Coach Luther Hayes . . . he was a second team all-league choice on defense as a freshman and first team pick as a sophomore . . . he was named the outstanding lineman two years in a row at LACC and was named the team's Most Valuable Player as a sophomore and also the scholastic award for academic excellence . . . he played his prep football at Sterling High School in Stamford, N.J. under Coach George Coombs and graduated in 1968 . . . he also lettered in baseball . . . he rates Willie Mays his favorite athlete and he decided to enroll at OSU because of the outstanding radio and television school . . . he enrolled at OSU with a 3.0 GPA and is a Communications major and he plans to be a radio announcer . . . born 10/2/50 in New Orleans, LA.

TACKLES Lettermen Returning: ****Craig Spiegelberg**
 Lettermen Lost: ****Gordy Neumann, **Vern Ward, *Dan Schultz**

73 **CRAIG EDWIN SPIEGELBERG, 6-5½, 252, Sr., Bellevue, WA (Sammamish) — Craig was a senior starting strong tackle last year and was injured in the Beavers' first game against Syracuse (knee) and was given another year of eligibility . . . as a junior, he started 10 of the Beavers' 12 games . . . he was hobbled much of his junior year with an injured achilles tendon, which caused him to miss the LSU and Syracuse games . . . Craig is the only experienced offensive tackle on the OSU roster, but he will return for fall practice playing behind sophomore Rich Humphreys at strong tackle . . . obviously with his experience, he is bound to see plenty of action for the Beavers this fall . . .



Craig came to OSU from Sammamish High School where he was an all-league offensive tackle under Coach John Schindele . . . he earned two letters in football and two in track, putting the shot and throwing the discus . . . his prep marks were 50-1 and 156-11 . . . Craig has been a leader since he has been at OSU and an outstanding student . . . he enrolled at OSU with a 3.3 GPA . . . his major is Business Administration . . . he has an older brother, Marc, and two younger sisters, Carol and Lisa . . . born 8/18/56 in Inglewood, CA.

76 RICH C. HUMPHREYS, 6-6, 261, Soph., Boise, Idaho (Borah) — Rich enjoyed a very good spring practice for the Beavers and showed constant improvement . . . he will return as the Beavers' No. 1 strong tackle and will obviously have a lot of weight on his shoulders with no previous varsity playing time . . . the OSU staff is confident Rich has the tools and the motivation to get the job done . . . Rich enrolled at OSU out of Borah High School in Boise, Idaho, where he was named "Lineman of the Year" in Idaho as a senior . . . he also earned all-city, all-league and all-state honors . . . Borah had some powerful teams during his tenure and Borah won the state championship his senior year . . . he was a teammate with current Beaver quarterback Scott Richardson at Borah . . . he also earned letters in wrestling, track and basketball at Borah . . . winning the state championship in football has been his top athletic thrill to date . . . one of the reasons he picked OSU as his school is the fact OSU has a great Marine Science program . . . he rates Bob Lilly his favorite athlete . . . he entered OSU with a 3.0 GPA . . . he has two older brothers, Mike, 26, and Jim, 23 . . . he is a Biology major and he plans a career in Oceanography . . . born 4/17/59 in Boise, Idaho.

71 DOUGLAS VAUGHN (DOUG) JOHNSTON, 6-5, 252, Soph., Portland (Benson) — Doug earned the No. 1 weak tackle position as a result of his play during spring practice . . . he did not have any varsity playing time last year as a freshman . . . he came to OSU as an all-city and all-state selection out of Portland's Benson High School . . . he played his prep football under Coach Mike Lopez . . . Benson was 26-4 during Doug's three years at Benson . . . he also performed in the Shrine All-Star football game . . . he was the Most Valuable Lineman on the Benson squad two years in a row . . . Benson won the PIL title Doug's sophomore year and that still ranks as his top athletic thrill . . . he has an older brother, Scott, 20, and a younger brother, Steven, 16 . . . Doug is a Liberal Arts major . . . born 10/10/58 in Portland, OR.

**GUARDS Lettermen Returning: **Kevin Donaghue, **Brian Stack
Lettermen Lost: **** Jeff Worth, *** Larry Winkler**

64 **KEVIN CARL DONAGHUE, 6-3½, 255, Jr., Inglewood, CA (Inglewood) — Kevin started all 11 games at strong guard last year for



the Beavers despite a very painful foot and he started three games on offense as a freshman and two games on defense as a tackle . . . he would have started the rest of the games as a freshman had it not been for a back and knee injury . . . Kevin missed spring drills as a result of surgery on his foot to have a bone graft . . . it is still questionable whether he will be at full strength and ready to go this fall . . . it would be a real blow to the Beavers if he isn't ready to go as he is not only the Beavers' most experienced

lineman on the OSU roster . . . at full strength he certainly rates mention as an all-star candidate . . . Kevin has great strength, being one of the top weight lifters on the squad and he also has outstanding speed for an offensive lineman . . . he will be the No. 1 strong guard if he is able to play this fall . . . Kevin was a highly sought after prep star at Inglewood High School where he played football under Coach Phil Cantwell . . . he played a total of nine positions on offense and defense for Inglewood in football, a real testimonial of his ability . . . as a junior, Kevin was all-league (Ocean) as a defensive end and second team as a tight end . . . as a senior, he was all-league at linebacker and offensive tackle . . . he also was selected first team all-South Bay as an offensive tackle and all-district at linebacker and all-CIF AAAA at offensive tackle . . . he was named to the all-Southland team and played in the Shrine All-Star game and the Lions All-Star game in Los Angeles . . . he also lettered in track, putting the shot 57-0 . . . former Green Bay Packer guard Jerry Kramer is his favorite athlete . . . Kevin entered OSU with a 3.2 GPA and still maintains a GPA over 3.0 . . . he is a Sociology major . . . he has one older brother, Mike, 23 . . . born 11/3/57 in New York, N.Y.

60 **BRIAN STACK, 6-0½, 245, Jr., Placentia, CA (El Dorado) --

After earning two letters the past two seasons as a reserve offensive guard, Brian earned the No. 1 weak guard spot during spring drills . . . he has continued to show improvement since he has been at OSU and is a dedicated, intelligent football player . . . he originally came to OSU as a walk on player, but immediately earned a spot on the Beavers' traveling squad . . . for pure physical strength, he is one of the strongest players on the OSU squad and bench presses over 450 pounds . . . he played his prep football at El Dorado High School under Coach Glen Hastings and El Dorado was 22-4 during his two varsity season

. . . he was an all-league selection as a junior and senior and earned all-county, all-CIF and honorable mention prep All-America honors as a senior . . . following his senior year, he played in the Shrine East-West All-Star game . . . he also earned two letters in track, running the hurdles and putting the shot . . . he had a best of 56-5½ in the shot,



finishing 5th in the CIF sectional meet as a senior . . . he is an outstanding student and had a 3.3 GPA in high school and was voted into the Society of Distinguished American High School Students . . . playing in the Shrine East-West game has been his top athletic thrill to date . . . his older brother Steve, 27, played football at Citrus Junior College . . . he also has an older sister, Lynn, 22 . . . Brian is a Geology major . . . born 4/19/58 in Arcadia, CA.

68 MATTHEW CHARLES (MATT) REINHARD, 6-3, 242, Soph., Willits, CA (Willits) — Matt is part of Oregon State's strong nucleus of young offensive linemen . . . Matt did not letter last year as a freshman . . . he will return to fall drills listed as OSU's No. 2 strong guard behind Kevin Donaghue, but that could change if Donaghue's foot surgery doesn't heal sufficiently to allow him to play . . . Matt lettered in wrestling (4), football (3) and track (3) at Willits High School . . . Matt played offensive tackle and nose guard on defense for Coach Steve Short at Willits . . . Matt was an all-league selection as a junior and senior and he was named defensive "Player of the Year" in his league as a senior . . . he was also named all-Redwood Empire first team and was selected as the scholar athlete of Mendocino County after posting a 3.75 GPA . . . his prep football team was 19-8 in three years and he had a best of 50-0 in the shot put as a track competitor . . . as a wrestler, he was 18-1 as a heavyweight his senior year . . . Matt comes from a very athletic family as his brother Bob Jr. lettered four years at Stanford (1966-70) and his dad, Robert Reinhard, was a former two-time All-America grid star at California . . . Matt decided to enroll at OSU because "I like the school and what it's trying to do with its football program" . . . in addition to his older brother, who now lives in Albany, he has an older sister, Diane, 37, and a younger brother, Russell, 17 . . . Business Administration major . . . born 5/25/59 in Glendale, CA.

62 DARREN NEAL COUTS, 6-4, 239, Soph., Eugene (Crow) — Darren came to OSU from small Crow High School, a class A school, and started out as a linebacker and moved to the defensive line as a freshman and was switched to offensive guard during spring drills and has found a home . . . he still has a lot to learn and has the raw ability to play the position . . . Darren played football, basketball and track at Crow High School . . . he was selected all-league (Trico) in football and was named to play on the West team in the East-West Shrine All-Star game at Baker as an offensive tackle . . . in track and field, Darren was a sprinter with a 10.6 best in the 100 yard dash and he also put the shot put . . . he played prep football under Coach Tim Strinz . . . he lists getting a football scholarship at OSU, being picked for the Shrine football squad and playing in the state basketball tournament as a senior as his top athletic thrills . . . he entered OSU with a 3.0 GPA out of high school . . . Darren is one of seven children in his family . . . born 12/6/58 in Myrtle Point.

CENTERS Lettermen Returning: *Gregg McDonald

Lettermen Lost: **Jim Walker, **Dennis Vanderwall**

50 *GREGG RUSSELL McDONALD, 6-1, 231, Sr., Scio — Gregg earned a letter for OSU last year as he handled all of the snaps for punting, field goal and PAT situations . . . he was a walk on player out of Scio High School two years ago . . . he has shown steady improvement and his perseverance has paid off . . . he is now in scholarship and he returns this fall as the No. 2 offensive center behind Brad Sorem and, once again, he will handle the long snaps for kicking situations . . . he played football (3), basketball (4) and track (3) at Scio . . . surprisingly, he was a quarterback and defensive back in football for coach John Sparseen and he earned all-league (Tri-River) and all-state honors . . . he set a state class A record in the shot put and discus with marks of 58-2½ and 167-10 while a senior at Scio . . . he also was the leading scorer on the basketball team for two years as a forward . . . he played in the East-West Shrine All-Star game . . . he



LINEBACKERS Lettermen Returning: ****Kent Peyton, **Kent Howe, **Scott Trapp, *Reggie Williams**
 Lettermen Lost: *****Gene Dales, **Robert Manor**

59 **KENT HOUSTON PEYTON, 6-3½, 216, Sr., **Beaumont, CA** (Beaumont-Mt. San Jacinto JC) — Kent transferred to OSU in the



summer of 1976 and has been the Beavers' starting middle linebacker since the fourth game (Syracuse) of his sophomore year . . . he did miss the final game of the 1976 season with Hawaii with an ankle injury . . . he started all 11 games for the Beavers last year . . . he is the quarterback of OSU's defense and calls all defensive signals . . . the Beavers are an entirely different team when Kent is not in the game . . . he has great lateral mobility and is very intelligent . . . he has always been around a 4.0 student . . . he had a 3.85 GPA at Beaumont

High School and a 4.00 at Mt. San Jacinto . . . he is a Civil Engineering major . . . Kent was the leading tackler on the OSU squad last year with 94 and had one pass interception . . . he has been a very dedicated player ever since he arrived at OSU and is one of the team leaders . . . he played one year at Mt. San Jacinto, along with OSU quarterback John Norman, before transferring to OSU (he transferred a year early because he had no academic challenge at Mt. San Jacinto) . . . he was the leading tackler on the club under Coach Bob Stangel and was named all-league (Desert Conference) . . . he was a three-time all-league linebacker at Beaumont High School and led the club in tackles all three years from his middle linebacker spot . . . he was named the DeAnza League's "Most Valuable Player" his senior year in football . . . he also was an all-league forward in basketball as a senior . . . he earned four track letters and was a three-time shot put and two-time league discus champion . . . he had bests of 56-2 in the shot, 149-0 in the discus and 6-2 in the high jump . . . he has two older brothers, Mark, 23, and Rick, 22 . . . his brother Rick played football at Cal Davis . . . his father, Al Peyton, is a junior high school principal . . . born 12/12/56 in Sheridan, Wyoming.

43 **KENT EDWARD HOWE, 6-0½, 208, Sr., **Lake Oswego (Lake Oswego)** — Kent Howe started five games for OSU in 1976 as a weak



linebacker and then five games into last season he was moved to strong linebacker where he started all seven remaining games . . . his first start last year at strong linebacker was against BYU and he made a big splash . . . he intercepted a pass and returned it 32 yards for the Beavers first touchdown in the game and turned the momentum to OSU and the Beavers went on to upset the previously unbeaten Cougars 24-19 . . . for the year, Kent had 68 tackles, fifth highest on the club, and two pass interceptions . . . he is OSU's No. 1 strong

linebacker heading into his final year at OSU . . . all told, he has three interceptions to his credit at OSU . . . as a former running back, he has outstanding speed . . . Kent played his prep football at Lake Oswego under Coach Boyd Crawford and earned three letters . . . he also was a three-year track letterman with bests of 10.5 in the 100, 48-11 in the shot and 195-0 in the javelin . . . he earned all-city, all-league (Wilco) and all-state honors his senior year in football as a linebacker and all-league as a running back . . . he was selected to play in the Shrine All-Star game as a linebacker . . . Lake Oswego was 10-1 and reached the quarterfinals of the state AAA playoffs his senior year . . . Kent is a Business Administration major . . . he has four brothers and sisters, Lina, 22; Steve, 20; Brad, 16; and Geri, 14 . . . born 10/29/56 in Coquille.

36 **SCOTT ALAN TRAPP, 6-2, 215, Jr., Portland (Sunset) — Scott has lettered the past two years as a reserve safety and weak linebacker



and has been a solid player on the special teams for two years . . . Scott suffered a knee injury which required surgery during spring practice and his status this fall is questionable . . . Scott came to Oregon State from Sunset's state AAA championship team of 1975, where he played tight end, safety and fullback . . . Scott is a versatile athlete and can help in a lot of ways . . . he had four interceptions as a senior at Sunset and was named to the all-city, all-Metro and all-state squads as a senior . . . he was named Sunset's "Most Valuable Defensive Player" in

1975 . . . he played in the Shrine All-Star game . . . Sunset was 20-10-0 during the three years he played for Coach Don Mathews . . . winning the state AAA football championship has been his top athletic thrill . . . he entered OSU with a 3.0 GPA and his major is Sociology . . . his father, Charles Trapp, is an Air Force pilot . . . he has two younger sisters, Linda, 18, and DeeDee, 13 . . . born 4/25/58 in Reno, Nevada.

58 *REGGIE EUGENE WILLIAMS, 6-1, 226, Soph., Carson, CA (Banning) — Reggie came to OSU last year as one of the youngest



athletes to ever play major college football . . . Reggie was 16 years old when he lined up as OSU's starting weak side linebacker against Syracuse . . . he started OSU's first four games last year before yielding to senior Gene Dales the final seven games . . . there is no doubt that Reggie is firmly entrenched as OSU's weak linebacker this year and it will be difficult to dislodge him for the next three years . . . despite his youth, Coach Craig Fertig said he had a chance to be an outstanding player from the minute he stepped on the OSU campus last year

. . . Reggie has great quickness and is very intelligent . . . Reggie never played linebacker until he arrived at OSU which meant a big adjustment for him . . . he was a two-year letterman tight end at Banning High School (he was too young to play as a sophomore, according to CIF rules) and also a two-year letterman forward in basketball . . . Reggie earned all-Marine League and all-city honors as a senior and was selected to play in the South Bay Lions All-Star game . . . he was also selected to the Who's Who All-America team . . . Reggie played on a Banning team that produced a 34-3 record in three years and won the city 4A football championship under Coach Chris Ferregamo . . . winning that title has been his top athletic thrill . . . he is an outstanding student and enrolled at OSU with a 3.3 GPA . . . he was a member of National Honor Society . . . he picked OSU because, "I liked the surroundings, people and coaches" . . . Reggie is a Business Administration major at OSU . . . he has one younger sister, Michelle, 13 . . . born 11/5/60 in Presque Isle, Maine.

41 DANNE LEWIS COLE, JR., 6-2, 196, Soph., Hayward, CA (fHayward) — Danne played free safety as a freshman last year and

saw limited action on special teams . . . he was shifted to weak linebacker during spring drills, a position he played in high school . . . he was a three-time all-league selection as a linebacker in high school and was named as a prep All-America his senior year . . . he also played in the Alameda-Contra Coast All-Star game following his senior year . . . Hayward was 20-9-1 in Danne's three years under Coach Jeff Rankin and Gary Clark . . . Danne was also an outfielder on the baseball team . . . Jack Lambert is his favorite athlete . . . he has three sisters, Liz, 26, Dianne, 23, and Lonnie, 17 . . . he is a Physical Therapy major . . . born 12/20/58 in Hayward, CA.

DEFENSIVE BACKS Lettermen Returning: ***Lenny Holmes, ***Dave Horton, **Tom Stevens, **Dan Wells, **Jerome Williams, *Rob Emmons, *Dee Ward

Lettermen Lost: **Kerry Justin

35 *LEONARD THOMAS (LENNY) HOLMES, 5-11, 172, Sr., La Canada, CA (St. Francis)** — Lenny started 10 of OSU's 11 games last



year at left cornerback, missing the Oregon game because of a neck injury . . . he was selected by the Pacific-8 coaches as a second team all-Pacific-8 defensive back . . . he had 43 tackles last year and intercepted a team high 3 passes and broke up 10 other passes . . . as a sophomore, he started the Beavers first five games and then a broken wrist sidelined him for the rest of the year . . . he intercepted two passes as a sophomore and has 5 career interceptions . . . he is OSU's most experienced defensive back and one of the best in the

Pacific-10 Conference . . . "he will tackle anything that moves and hit a good lick," said Coach Craig Fertig . . . Lenny played his prep football at St. Francis High School, earning three letters in both track and football . . . he was a sprinter in track and had bests of 9.9 and 22.8 . . . he played football under Coach Jack Friedman and was all-league (Del Ray) as an offensive and defensive back . . . he also was named all-CIF and all-San Gabriel Valley and played in the San Gabriel Valley All-Star game . . . Lenny entered OSU with a 3.3 GPA and was a scholar athlete award winner in high school . . . he is a Business Administration major at OSU . . . he has an older sister, Suzanne, 26 . . . born 3/9/57 in Los Angeles, CA.

OSU STATISTICS

Year	PASS INT	YDS	AVG	TD	LG
1976	2	13	6.5	0	13
1977	3	16	5.3	0	16
Total	5	29	5.8	0	16

47 *DAVE HORTON, 5-9½, 170, Sr., Tacoma, WA (Mt. Tahoma)** — Dave has been a valuable backup cornerback for the past three years



. . . last year he started four games when Kerry Justin and Lenny Holmes were injured . . . he started the Washington, Stanford, WSU and Oregon games . . . he intercepted one pass and returned it 44 yards in the WSU game . . . he made 37 tackles during the year and broke up two other passes . . . even though he is listed as the No. 2 right corner behind Tim Smith, he will get his share of action this fall . . . he is very dependable . . . Dave enjoyed a fine prep career at Mt. Tahoma High School . . . he was a two-time all-city pick as both an offensive

running back and defensive back . . . he was an all-state selection as a senior cornerback and he performed in the Shrine All-Star game following graduation . . . as a running back, he averaged 10 yards per carry and scored 12 touchdowns . . . he also had 8 interceptions . . . he lettered in track and had a best of 19.7 in the 180-yard low hurdles . . . he played football for Coach Joe Stortini at Mt. Tahoma and his team was 20-5 during his tenure . . . Rod Milburn is his favorite athlete . . . his top athletic thrill was starting as a freshman for OSU against Colorado State . . . his older brother Albert played football and baseball for Grays Harbor JC in 1975-76 . . . his younger brother, Ray "Buddy" Horton, played JV football for OSU last year as a freshman . . . he also has another brother, Brian, 12, and a sister, Cindy, 20 . . . Dave entered OSU with a 3.4 GPA and he is a Speech major . . . born 11/23/56 in Tacoma, WA.

OSU STATISTICS

Year	pass int	yds	avg	lg	p-ret	yds	avg	lg	k-ret	yds	avg	lg
1977	1	44	44.0	44	1	2	2.0	2	2	34	17.0	22

27 ****THOMAS KENDRICK (TOM) STEVENS, 6-1, 183, Sr., Lafayette, CA (Acalanes)** — Tom became OSU's starting strong safety in the




third game of his sophomore season against LSU, and he was started every game since, 21 straight . . . he intercepted one pass as a sophomore and returned it 38 yards for a touchdown against WSU and he had one interception last year . . . he was second on the team in tackles with 86 . . . "Tom has good speed, excellent tackler, but most of all, he is a highly intelligent person," said Coach Craig Fertig . . . Tom should be one of the premier safeties in the Pacific-10 this year . . . Tom entered OSU in 1975 as a non-recruited player

and decided to give football a try in spring practice of 1976 and earned a backup role at strong safety . . . Fertig naturally rewarded Tom with a scholarship after his sophomore season . . . Tom played his prep football for Coach Don Madera at Acalanes High School and was a fullback and safety . . . he was a pitcher in baseball, hurdler and sprinter in track and forward in basketball . . . he had bests of 51.2 in the quarter, 39.2 in the 330 low hurdles and 15.1 in the 120 high hurdles . . . he runs the 40 yard dash in 4.6 . . . he played in the Contra Costa County All-Star game following his senior year . . . his father, Robert Stevens, played at OSU in 1942-46 and his older brother Jim played for Cal Poly/SLO from 1969-72 . . . he also has two older sisters, Caryl and Joanne . . . Tom entered OSU with a 3.41 GPA and is a Construction Engineering Management major . . . born 4/26/57 in Walnut Creek, CA.

OSU STATISTICS

Year	PASS INT	YDS	AVG	TD	LG
1976	1	38	38.0	1	38
1977	1	0	0.0	0	0

25 ****DANIEL CHARLES (DAN) WELLS, 6-2½, 189, Jr., Eugene (North Eugene)** — Dan opened the season last year as the Beavers' starting free safety and started against Syracuse and USC and lost his No. 1 spot to Rob Emmons for the remainder of the season . . . he played behind All-Coast free safety Jay Locey his freshman year . . . he has been an excellent special teams player for two years . . . he intercepted one pass as a freshman, that against Oregon . . . he had 16 tackles last year and broke up one pass . . . he played with great enthusiasm during spring practice and won back his No. 1 spot at free safety . . . he is one of the hardest hitters on the club . . . with two years of



experience, Dan should be in for an outstanding junior year . . . he played his prep football at North Eugene High School under Coach Bob Anderson . . . he earned two letters each in football, basketball and baseball at North Eugene . . . he played several positions in football, a good indication of his all-around athletic ability . . . he played defensive back, running back, quarterback, wide receiver and tight end . . . he played first base and pitched in baseball and was a guard on the Highlanders state AAA championship basketball team his senior year . . . he was named all-state in football as a defensive back and played in the Shrine All-Star game . . . he was a third team all-district pick in basketball . . . as a senior, North Eugene was 10-1 in football and 25-1 in basketball . . . winning the state basketball crown and being recruited for college football have been his top athletic thrills . . . Reggie Jackson is his favorite athlete . . . a cousin, Gary Garrison, is a wide receiver with the San Diego Chargers . . . he entered OSU with a 3.40 GPA and is an Industrial Engineer major . . . born 4/26/58 in El Paso, Texas.

OSU STATISTICS

Year	PASS INT	YDS	AVG	TD	LG
1976	1	15	15.0	0	15


46 **JEROME WILLIAMS, 6-1, 187, Jr., Los Angeles, CA (Dorsey) —

Jerome has been a backup strong safety for the past two years, but where he has been most valuable for OSU in the past two years is in his role on the special teams . . . Jerome is a very hard-nosed player and delights making a tackle on kick coverage situations . . . he had 8 tackles last year . . . he was also used a lot when OSU went to a five dee secondary as the extra back . . . Jerome came to Oregon State from Dorsey High School where he was named all-city and all-league as a defensive back and was named the "Most Valuable Player" on his squad . . . Jerome is a Physical Education major at OSU . . . born 6/11/57 in Los Angeles, CA.



24 *ROBERT PATRICK (ROB) EMMONS, 6-1, 184, Jr., Corvallis (Crescent Valley) —

Rob transferred to Oregon State in 1976 from California and sat out the year . . . he won the starting free safety position after two games into the season and started the Beavers last 9 games . . . he was bothered with a painful pinched nerve in his neck-shoulder area all year which caused him to come out of the lineup many times . . . he had surgery to correct the problem in the off season and missed spring practice . . . his condition remains questionable for the 1978 season and he is listed No. 3 on the depth chart for that reason . . . Rob intercepted one pass last year and was sixth on the club in tackles with 60 . . . Rob graduated from Crescent Valley and signed a letter of intent with California . . . he was injured his freshman year and then transferred back home to OSU . . . Rob is an outstanding all-around athlete . . . he has the ability to play in the defensive secondary, or he could be a running back or wide receiver . . . Rob played for Coach Gary Ritchie at Crescent Valley and he was named all-league (Valley League) twice on both offense and defense . . . he was all-state as a junior on defense and all-state as a senior on both squads . . . he was voted the "Outstanding Player" in the 1975 Shrine All-Star game . . . he also lettered in track and basketball at Crescent Valley . . . he had bests of 10.0 and 22.5 as a sprinter and he averaged 7.5 yards per carry as a running back his senior year . . . scoring two touchdowns in the Shrine game has been his top athletic thrill to date . . . O. J. Simpson is his favorite athlete . . . Mike Emmons, a cousin, played football for Washington . . . his older brother Dan played football for Willamette . . . he has an older sister, Becky, 25, and two younger brothers, Davey, 15, and Jon, 9 . . . he had a 3.44 GPA in high school . . . he is a Business Administration major . . . born 1/5/57 in Albany.




OSU STATISTICS

Year	PASS INT	YDS	AVG	TD	LG
1977	1	0	0.0	0	0

20 *DONALD DOUGLAS (DEE) WARD, 6-1, 178, Soph., Newport Beach, CA (Newport Harbor) —

Dee earned a letter as a backup safety on defense last year . . . he was a regular on OSU's special teams, which produced the playing time for his letter . . . he is currently listed as No. 2 free safety after a strong spring . . . Dee came to OSU from Newport Harbor High School where he lettered in football, track and baseball . . . in football he was all-Sunset League as a safety and all-Orange Coast . . . he played in the North-South Orange County Shrine game following his senior year . . . he was named "Most Valuable Player" at Newport Harbor High School his senior year . . . he played football under Coach Bill Pizzica . . . as a track athlete, he had bests of 10.3, 23.7 and 51.2 in the sprints and 40.6 in the 330 low



hurdles . . . he long jumped 22-1½ and triple jumped 43-1 . . . Dee comes from a very athletic family . . . his grandfather, Lowell Goode, played basketball at USC (1928) and his uncle, Roy Ward, played football at California (1949) . . . his father, Don Ward, played basketball and baseball at USC (1950) . . . his father and mother also own a tennis club at Newport Beach . . . Jack Tatum is his favorite athlete . . . he had a 3.0 GPA in high school and is a Business Administration major . . . he has three sisters, Corrie, 21; Mollie, 17; Merrie, 15; and a brother, Gilbert, 13 . . . born 8/12/58 in Newport Beach, CA.

21 *MARK ALLEN CAMERON, 5-10, 180, Sr., San Bernardino, CA (Pacific-San Bernardino Valley College) — Mark enrolled at OSU last



summer as a walk on and made the Beavers' traveling squad as a reserve defensive back . . . he earned his letter with an outstanding game against Oregon as Lenny Holmes and Rob Emmons were injured and Mark was credited with 16 tackles against the Ducks . . . all told, he had 20 on the season . . . he played on the special teams squad last year . . . he played two years for San Bernardino Valley College and was an all-league pick as a sophomore . . . he was captain of his team and selected as the "Most Valuable Defensive Player" on the club . . . he earned three football letters, three track and two basketball numerals at Pacific High School . . . he was a pole vaulter in track with a best of 13-0 . . . O. J. Simpson is his favorite athlete . . . he is an outstanding student and had a 3.95 GPA in high school and entered OSU with a 3.92 GPA . . . he is a Business Administration major and plans to be a lawyer . . . his father, Ed Cameron, played football at Stanford . . . he has an older brother, Edward, 22, and a younger sister, Linda, 13 . . . born 4/9/57 in El Paso, Texas.

22 TIM ALFRED SMITH, 6-2, 186, Jr., Santa Ana, CA (Santa Ana-Santa Ana JC) — Tim transferred to Oregon State from Santa Ana JC spring quarter . . . OSU lost only one player from its secondary last year, two-year starter Kerry Justin at right corner and Tim was recruited to take his place and he did just that in spring practice and he will return this fall as the Beavers' No. 1 right cornerback . . . at Santa Ana JC last year, Tim was all-South Coast League and honorable mention JC All-America as a cornerback . . . he played under Coach Howard Black at Santa Ana JC . . . prior to attending Santa Ana JC, Tim played for Coach Bob Larson at Santa Ana High School as a wide receiver and cornerback . . . he was all-Orange County as a senior and played in the Orange County All-Star game . . . as a junior, he had 9 interceptions and returned 2 punts for touchdowns on runs of 56 and 43 yards and he had 26 receptions and 5 touchdowns . . . as a senior, he had 8 interceptions and 30 receptions for 6 touchdowns . . . Tim has four brothers and sisters, June, 22; Pamela, 18; Denise, 16; and Mark, 5 . . . he is a Communications major . . . born 8/17/57 in Riverside, CA.

40 TERRY LEWIS BATCHELDER, 6-2, 200, Soph., San Mateo, CA (Hillsdale) — Terry came to OSU last year as a flanker but was moved to the defensive secondary during his freshman season . . . he played well during the spring and will return on August 21 as the Beavers' No. 2 strong safety behind Tom Stevens . . . Terry had an outstanding prep athletic career at Hillsdale High School which was hampered by knee surgery . . . he earned four letters in football and basketball and one in baseball . . . Terry was named to the Mid-Peninsula League all-star team all four years as a football player while playing quarterback and safety on defense . . . Terry was the league MVP as a junior . . . he had knee surgery during his senior year of football, but still recovered in time to play basketball . . . Terry's father, George Batchelder, played football for Harvard in 1951-52 . . . Terry entered OSU with a 3.0 GPA out of Hillsdale . . . he is a General Science major . . . he has an older brother, Van, 21, and a younger brother, Kim, 14 . . . born 2/17/59 in Bremerton, WA.

Incoming Beaver Freshmen Profiles

(In Alphabetical Order)

39 STEVE AMES, 6-2, 218, LB-FB, Tahoe City, CA (North Tahoe) — Steve was easily one of the most sought after recruits that Oregon State landed . . . Steve played both fullback and linebacker at North Tahoe High School and was outstanding at both positions . . . he could end up at either position for OSU . . . he has speed, size and strength as evidenced by his 4.7 speed in the 40-yard dash and that he lettered in football (3), track (3), basketball (3) and baseball one year . . . he gained 1,100 yards rushing as a fullback during his senior year . . . he put the shot 54-0 as a junior . . . he was voted all-Northern California in football as a senior and was a three-time all-league choice (Pioneer League) . . . he was a two-time all-league basketball pick . . . he played his prep football under Coach Ken Dalton and North Tahoe was 24-5-1 during his three-year tenure . . . Steve will enter OSU with a 3.00 GPA out of high school and plans to major in Physical Education . . . Larry Czonka is his favorite athlete . . . he has an older sister, Julie, 22, and a younger sister, Bonnie, 10 . . . one of the main factors that influenced Steve to sign a letter of intent with the Beavers was the location of OSU, which is much like his home area . . . born 3/6/59 in San Francisco, CA.

31 DEREK ANTHONY BELL, 6-2, 175, CB, Tampa, FL (Leto) — Derek is the second player in as many years to sign a letter of intent with the Beavers from Leto High School . . . sophomore tailback Willie Johnson also hails from the same high school . . . Derek earned all-state honors in Florida . . . in addition to playing cornerback, Derek was also a wide receiver at Leto . . . he has 4.6 speed in the 40-yard dash . . . he earned two letters as a track sprinter and two in football . . . Derek calls Tony Dorsett his favorite athlete . . . he will enter OSU with a 2.9 GPA out of Leto High School and he plans to major in Education . . . he is the oldest of five children in his family, which includes Deldre, Herbert, Kevin and Reese . . . born 6/23/59 in New York, N.Y.

75 JEFF LYNN BREWER, 6-4, 266, DT, Bend — Jeff graduated in mid-year and was available for spring drills at Oregon State . . . he will return for fall drills listed as the Beavers' No. 3 defensive left tackle . . . Jeff has the physical tools to be a college football player but has not had a lot of experience . . . he definitely benefited by being out for spring football as he had only one year of high school at Bend . . . he played under Coach George Potter at Bend and the Lava Bears were 7-3 and Jeff earned all-league and honorable mention all-state honors for his play as a senior . . . he also lettered two years in wrestling . . . Jeff plans to major in Animal Science at OSU . . . he has one older sister, Treasa, 20 . . . born 3/6/60 in Fallbrook, CA.

45 HARVEY THOMAS (HARV) CHILDRESS, 6-3, 218, FG-LB, Myrtle Creek (South Umpqua) — Harv was one of the most sought after players on the West Coast . . . he was recruited heavily by schools in the Pacific-10, Big Eight and Southwest Conference and finally picked OSU over Arkansas . . . Harv was a two-time all-state pick on both offense (fullback) and defense (linebacker) after leading South Umpqua to an undefeated season and the state AA grid title as a senior and a co-championship with Vale the year before after the two teams tied in the championship game . . . in addition to being a two-time all-state pick, he was a three-time all-league (Sky-Em League) selection on both offense and defense and he was voted the Most Valuable Player in the league after his senior year . . . Harv was also selected to play in the East-West Shrine game . . . Harv could end up playing either fullback or linebacker for the Beavers, but very likely will start out at fullback . . . as a fullback, Harv rushed for 1,298 yards as a

senior, an average 6.5 yards per carry . . . he played football under Coach Kent Wigle and the Lancers were 32-1-1 in three years . . . Harv also lettered as a forward on the basketball team and as a third baseman on the baseball team . . . Harv's twin brother Jack was also a senior on the South Umpqua squad and was selected to the all-state team as an offensive guard and defensive end, despite weighing only 180 pounds . . . winning the state championship last year has been Harv's top athletic thrill to date . . . he is also an outstanding student and is a member of National Honor Society and will bring a 3.22 GPA to OSU . . . he is currently undecided on a college major . . . in addition to his twin brother Jack, he has two older sisters, Betty, 20; and Karla, 22 . . . born 5/4/60 in Roseburg.

66 MELVIN KIM (MEL) COONS, 6-4, 265, OG, Wasilli, AK (Wassili) — Mel was one of four early prep graduates that took part in Oregon State's spring practice and the move was most beneficial in Mel's case as his play and progress during the spring virtually assures him of being a factor on the 1978 OSU football team . . . he will return for fall drills listed as the No. 2 weak guard behind Brian Stack . . . Mel first caught the eye of the Beaver coaches in the Craig Fertig Football Camp last summer . . . Mel played his prep football as a junior at Wasilli High School in Wasilli, Alaska, making Mel one of the few collegians from Alaska . . . as a freshman and sophomore he played at San Diego, Ca., Military Academy . . . Wasilli had only a seven-game schedule his junior year and was 2-5 . . . he played only one game as a senior . . . were it not for his appearance in the Fertig camp, he very likely would have gone completely unnoticed . . . he also lettered in basketball as a center and in track as a discus (157-0) thrower and shot putter (52-4) . . . when Mel arrived at OSU he weighed 280, but spring football and the Beavers' weight program trimmed him down to 265 at the end of spring drills . . . Mel is an only child . . . he is a Physical Education major . . . born 6/20/60 in Kentucky.

57 REGINALD LOUIS (REGGIE) DOBY, 6-0½, 229, MLB, Pomona, CA (Pomona) — Reggie was a mid-year graduate from Pomona High School and enrolled at OSU for spring term and participated in spring practice where he made a big hit and proved he will become an outstanding collegiate football player . . . he will return for the fall entrenched as the Beavers' No. 2 middle linebacker behind senior veteran Kent Peyton . . . Reggie certainly has the physical tools and the aptitude to be an outstanding middle linebacker . . . Reggie was the Most Valuable Player on his squad at Pomona High School and was a two-time all-San Antonio League (second team as junior) middle linebacker . . . he was a three-year track letterman as a shot putter and he also won several prizes as a weight lifter, bench pressing 380 pounds . . . he runs the 40 yard dash in 4.8 . . . he played prep football under Coach Mike Clifton . . . being named the "Athlete of the Year" at Pomona High School has been his top athletic thrill . . . he has two brothers, Wayne and Milford and a sister, Valerie . . . his brother Wayne attends Mt. San Antonio Junior College . . . he is a Physical Education major . . . born 12/17/59 in Los Angeles, CA.

1 LEROY EDWARDS, 6-5, 205, FS, Ocala, Florida (Vanguard) — Leroy was one of Oregon State's most sought after recruits . . . Edwards decided to enroll at OSU after being recruited by Kentucky, Maryland and Tennessee . . . Leroy earned all-state, all-Central Florida and all-league (Big Sun League) honors as a free safety . . . his Vanguard team won the Big Sun League title last year with a record of 9-3 . . . in addition to lettering in football, Leroy also earned letters in basketball and track . . . he has 4.5 speed in the 40 yard dash and was a sprinter on the Vanguard track team . . . he played his prep football under Coach Tom Freeman . . . he has a younger sister, Voncea . . . he is a Physical Education major . . . born 1/11/60 in Ocala, Florida.

84 DANIEL JOSEPH (DAN) FIDEL, 6-4, 205, SE, Camarillo, CA (Camarillo) — Dan was virtually all everything at Camarillo High School and was named "Athlete of the Year" at Camarillo High School by the Camarillo Daily News . . . Dan caught 55 passes for 900 yards and 11 touchdowns as a senior split end for Camarillo and went on to win all-CIF honors, all-league and all-county . . . he was named the Most Valuable Offensive Player in Ventura County . . . in addition to his outstanding football ability, Dan was also an outstanding prep shortstop . . . he played his prep football under Coach Art Pena . . . he has a cousin, Kevin Fidel, playing football for San Diego State . . . he has three older brothers, Pat, 23; Donovan, 21; and Jerry, 20 . . . he plans to be an Agriculture major at OSU . . . born 10/5/59 in Oxnard, CA.

51 JAMES JOSEPH (J. J.) GRACIO, 5-11, 207, WLB, San Diego, CA (Marian) — J. J. is an all-around athlete with a lot of strength . . . he played fullback and linebacker for Marian High School and wound up his prep career as the school's all-time leading rusher and tackles . . . he was named the school's Most Valuable Player all three years he played, a very unusual accomplishment . . . he earned all-city honors twice, all-league (Metro 3A) honors twice and prep All-America honors as a senior as well as being all-CIF AAAA Southern Section . . . he earned four letters in wrestling and captured the CIF 191-pound title and was fifth in the state meet . . . played his prep football under Coach Phil Bryant . . . he bench presses 380 pounds and runs 4.7 in the 40 yard dash . . . being named a prep All-America in football and receiving a scholarship from OSU in football are J. J.'s top athletic thrills to date . . . one of the reasons J. J. decided to enroll at OSU is the fact he was born in Oregon and "loves the country and fresh air" . . . he brings a 2.99 GPA to OSU and plans to major in Business Administration . . . he has three younger sisters, Holly, 13; Bridgett, 15; and Crystal, 16 . . . born 3/23/60 in Oregon.

63 RUDOLPH (RUDY) GUICE, JR., 6-2, 220, SLB, San Francisco, CA (Galileo) — Rudy was an all-city middle linebacker and offensive tackle for Galileo High School and was named "Lineman of the Year" in San Francisco after his senior year . . . he was a second team all-Northern California selection and his team's Most Valuable Player . . . in addition to lettering in football, Rudy also lettered in track putting the shot and throwing the discus . . . Rudy played prep football under Coach George White . . . Rudy has good speed, 4.8 in the 40 yard dash, and he also is a place kicker . . . Rudy decided to attend OSU because, "I like the surroundings, coaches, players and professors who I have met and everyone is friendly" . . . he will enroll at OSU with a 2.9 GPA . . . he plans to major in Business Administration . . . he is the oldest of four children in his family . . . he has three brothers and sisters, Alonzo, 15; Elaine, 13; and Michael, 11 . . . born 9/28/60 in Shreveport, LA.

79 TODD HENRY KOPP, 6-5, 242, OT, Pendleton — Todd signed a letter of intent at Oregon State after an outstanding prep football career at Pendleton High School under Coach Don Requa . . . Todd earned three letters in football for Pendleton and was named all-league (Intermountain Conference) and second team all-state as a senior . . . Pendleton produced a 20-11 record during the three years Todd played . . . he also played basketball and lettered one year in track for Pendleton . . . Todd is also an outstanding student, bringing a 3.3 GPA to OSU . . . he plans to major in Forestry . . . he has one older sister, Nancy, 22 . . . born 2/17/60 in Portland.

70 FRANK ROBERT KRAWIECKI, 6-5, 242, OT, Tacoma, WA (Wilson) — Frank was a second team all-city pick at both offensive and defensive tackle for Wilson High School, plus he earned honorable mention all-state honors . . . Frank will report to OSU for fall drills and will be installed at weak tackle on offense . . . Frank played his prep football for Varney Neese and his Wilson team was 13-3 over a two-year period . . . in addition to his football ability, Frank is an outstanding student and will bring a 3.20 GPA to OSU and he plans to major in Mathematics . . . he has an older brother, Jurgen, 22, and a younger sister, Mary, 15 . . . born 12/20/60 in Munich, West Germany.

53 ROGER LEVASA, 6-3, 250, DT, Long Beach, CA (Long Beach Poly) — Roger was an outstanding prep athlete at Long Beach Poly High School and enters OSU with an outstanding reputation . . . Coach Craig Fertig has projected that Levasa has a good chance of seeing plenty of action in his rookie year . . . he was named "Most Valuable Defensive Lineman" in the Moore League as a senior while earning all-league and all-CIF honors . . . he was selected to play in the 605 All-Star game following his senior year . . . Roger also lettered in wrestling and track . . . he was the league shot put champion and has a best of 55-6 in the shot put . . . he played his prep football under Coach Gene Noji . . . Roger is also an outstanding student, posting a 3.80 GPA out of high school . . . he plans to major in either English or History . . . born 5/18/59 in Samoa.

78 RICHARD STEPHEN (RICK) LOBERG, 6-4, 245, DT, San Rafael, CA (Terra Linda) — Rick was a two-time all-league choice at offensive and defensive tackle for Terra Linda High School and was the Marin County Lineman of the Year both years . . . he played his prep football under Don Lucas and his team was 15-4-2 over a two-year period . . . Rick decided to enroll at OSU because he liked the coaching staff and the location of the school . . . making the all-league team as a junior has been his top athletic thrill to date . . . two of Rick's older brothers, Jon and Larry, lettered in football at Santa Clara . . . Rick is undecided on a college major . . . in addition to brothers Jon, 23, and Larry, 21, he also has a sister, Jeri, 22, and brothers Rocky, 19; Greg, 16; and Erik, 14 . . . born 6/5/59 in San Rafael, CA.

72 ERIC BRYANT PETTIGREW, 6-6, 276, OT, La Puente, CA (Nogales) — Eric enrolled at Oregon State during spring quarter after graduating from Nogales in mid-year . . . Eric made a big impression during spring drills and left many thinking that stardom is certainly within his reach . . . he will report as the Beavers' No. 2 weak tackle, but he could very well be a starter at that position when OSU opens the 1978 season against Brigham Young, despite being only 17 years old . . . Eric earned two football letters at Nogales and three basketball letters . . . by enrolling at OSU spring quarter, Eric passed up his senior year of basketball at Nogales . . . he was an all-league selection as a junior and senior . . . he played football under Coach George King and Nogales was 7-11-1 during his two-year span . . . he has two younger sisters, Diane, 15, and Vicki, 14 . . . he is a Journalism major at OSU and plans to enter the advertising field . . . born 11/25/60 in Los Angeles, CA.

55 STEPHAN JOHN SHATYNSKI, 6-2, 230, MLB, Downey, CA (Loyola) — Steve played his prep football under Steve Grady at Loyola High School and was an all-league and prep All-America honorable mention selection following his senior year . . . he won four letters in football and his school was 43-6-1 during his prep career . . . as a sophomore, his Loyola team won the CIF AAAA championship game in the Los Angeles Memorial Coliseum . . . Steve's father, James

Shatynski, played football for William & Mary (1949-53) . . . Steve is also an outstanding student and has a 3.25 GPA and he plans to major in Business Administration at OSU . . . Steve has one brother, Mike, 20 and three sisters, Mary, 19; Cathy, 15; and Angie, 8 . . . born 12/7/59 in Dallas, Texas.

34 TIMOTHY JAMES (TIM) SIM, 6-1, 192, TB, Halsey (Central Linn) — When you talk about the best all-around athlete it always brings a lot of opinions to the forefront, but Tim Sim certainly has to rank as one of the better all-around athletes ever produced in the State of Oregon . . . his list of accomplishments are long . . . for starters, he was named Prep Athlete of the Year by the Eugene Register Guard for leading Central Linn to the state Class AA track and field title and to the school's first-ever appearances in the state football playoffs and basketball tournaments . . . he shot .580 from the floor while scoring nearly 20 points a game in leading Central Linn to a 18-4 basketball record as a senior, the best record in school history while playing forward at 6-1 . . . in basketball, Tim averaged 14.3 points per game for three years and had over 1,000 rebounds and he was an all-state pick and he earned second team all-tournament the State AA tourney . . . he was a second team all-league pick in basketball as a junior . . . in football, Tim earned four letters as a tailback-linebacker . . . he was a two-time all-league pick and an all-state selection as a senior while playing under Coach Chuck DeAutremont . . . Tim, who has 4.6 speed in the 40 yard dash, rushed for over 1,200 yards for Central Linn as a senior and 2,000 in his career . . . he scored five touchdowns in one game against Taft, returning four kickoffs for touchdowns . . . his track accomplishments are even more amazing . . . as a senior, he scored 26¼ of Central Linn's 41 state championship points by winning the 110-meter high hurdles and the 300-meter intermediate hurdles, placing third in the long jump and running a leg on the 400-meter relay team that finished sixth . . . immediately following his performance in the state meet, he went to Portland won his third straight Oregon AAU decathlon championship, this time with a record 7,170 points . . . as a junior, he finished second in the national AAU junior olympics decathlon with 6,903 points . . . he was also high point man in the 1977 state AA meet with 26 points with finishes of 4th in long jump; 3rd in intermediate hurdles and 100 yard dash; 2nd in 110 meter hurdles and a leg on 2nd place 440 relay . . . his 13.9 time in 110 meter high hurdles is a state AA record . . . he has a best of 38.9 in the intermediate hurdles . . . his decathlon track bests are: 100 meters (11.1); long jump (22-3); shot put (45-10); high jump (6-4); 400 (50.3); 110 meter HH (13.9); discus (133-8); pole vault (12-10); javelin (170-1); 1,500 (4:43.0) . . . in addition to earning 11 varsity letters at Central Linn, Tim also found time to be an exceptional student, earning a 3.83 GPA . . . he lists Walter Payton as his favorite athlete . . . getting a football scholarship at OSU has been his top athletic thrill . . . he decided to enroll at OSU because, "I like the program, coaches and players and it was my goal" . . . his coach, Chuck DeAutremont, called Tim, "the best all-around athlete he has coached in 30 years" . . . Tim was student body vice president at Central Linn . . . his older sister, Roslyn, 21, was a former cheerleader at OSU . . . he also has a younger sister, Nancy, 15 . . . his father, Bill Sim, gets the credit, according to Tim, for what he has achieved so far . . . "he is my personal coach", Tim claims . . . born 3/5/60 in Albany.

14 VICTOR EUGENE SIMMONS, 6-3, 205, SE, Richmond, CA (McClymonds) — Victor is another multi-talented athlete that earned impressive honors in two sports — football and basketball . . . in football, Victor played wide receiver and linebacker for McClymonds High School and he will start out at OSU as a split end . . . he earned all-city honors, all-Northern California and prep All-America recognition . . . Victor was also a standout on the basketball floor . . . he was named by the Oakland Tribune as co-Player of the Year in the Eastbay, along with Guy Williams of Bishop O'Dowd . . . Victor averaged 17.0 points per game as a forward during the regular season but was scoring dyamo during the famed Oakland Tournament of Champions . . . it was Victor's 23-point effort in the championship game against Crenshaw of Los Angeles which led McClymonds to

victory . . . Victor was selected to the all-tournament team as well . . . he also was all-Eastbay in basketball . . . Victor also plans to turn out for the OSU basketball team at the conclusion of football season . . . he rates Dave Casper as his favorite athlete . . . he has one younger brother, Leroy, 16 . . . born 11/5/60 in Joliet, Ill.

16 EDWARD MICHAEL (ED) SINGLER, 6-1, 180, QB, Medford — Ed enters Oregon State as another two-sport star, earning all-state honors in both football and basketball . . . Ed plans to play both football and basketball at Oregon State . . . in two years as the Medford Black Tornado quarterback, Ed rushed and passed for 3,557 yards and he rushed or passed for 36 touchdowns . . . he led Medford to the State AAA championship semifinals and a 11-1-1 record overall . . . he was all-Southern Oregon Conference as a junior and as a senior he was all-league, all-state and the Most Valuable Player in the Southern Oregon Conference . . . he was selected to play in the Shrine All-Star football game and the high school all-star basketball series . . . he was captain of the football and basketball teams as a senior . . . in basketball as a junior he was all-tournament AAA and as a senior he was all-league, all-state and all-tournament . . . he was the Southern Oregon Conference scoring leader with 480 points in 20 games (20.0 average) and he averaged 19.0 on the 28-game season . . . all told, he scored 1,406 points in basketball for Medford and his coach, Frank Roelandt, said: "Ed is a very good transition player and opportunist . . . his reflexes are unequaled" . . . Ed also ran 49.9 in the 440 . . . he played prep football under Coach Fred Spiegelberg . . . Ed's older brother, Bill, was an all-Pacific-8 wide receiver at Stanford, graduating in 1975 . . . he has two older sisters, Tiffany, 22, and Shelley, 21 . . . Ed decided to enroll at OSU because, "I liked the coaching staff and I want to play quarterback" . . . Ed will enter OSU with a 3.0 GPA but is undecided on a major . . . born 10/29/59 in Medford.

30 MICHAEL ROBERT (MIKE) SMITH, 6-2, 195, TB, Portland (Parkrose) — Mike, like most of the other Beaver recruits, was a three-sport star in high school . . . he was selected all-Metro League, all-state and honorable mention All-America as a tailback in football . . . in basketball he was a starting guard on the Broncos team that went 25-1 his junior year and third in the state and then went undefeated his senior year to win the State AAA championship . . . he was selected to the all-tournament second team his senior year and was an all-Metro League pick . . . in track, he was the state 220 and 440 champion as a junior and 440 champ as a sophomore and senior . . . as a senior in football, Mike averaged 5.7 yards per carry and 10.6 yards every time he touched the football . . . his longest run from scrimmage was 93 yards . . . he runs the 40-yard dash in 4.6 . . . he has bests of 9.9 in the 100, 21.6 in the 220 and 48.5 in the 440 . . . he was selected to play in the Shrine All-Star football game and the high school all-star basketball series . . . one national publication picked Mike as one of the top 50 prep backs in the nation . . . Mike is also an exceptional student . . . he will enroll at OSU with a 3.52 GPA out of Parkrose . . . he was a member of National Honor Society . . . he rates Joe Namath and O. J. Simpson as his favorite two athletes . . . he plans to major in Business Administration and wants to become a Realtor like his father, Dale Smith . . . born 1/13/60 in Portland.

65 JEFFREY DAVID (JEFF) SPENCER, 6-4, 235, C, Sacramento, CA (Rio Americano) — Jeff was a four-year letterman offensive lineman for Rio Americano High School, playing under Coach Max Miller . . . as a senior, Jeff earned all-city, all-league and honorable mention All-Northern California honors . . . he also was selected to play in the Optimist all-star football game in Sacramento in August . . . being selected to play in the Optimist All-Star game has been his top thrill . . . Jeff selected OSU because, "I like the city, the friendly atmosphere and the coaches" . . . Jeff has two older brothers, Mike, 27 and Steve, 24 . . . his brother Steve graduated from OSU . . . he is undecided on a college major . . . born 9/3/59 in Fargo, ND.

12 MARSHALL THOMAS SPERBECK, 6-3, 187, QB, Sacramento, CA (Valley) — Marshall played football for Valley High School as a senior (a first-year school) under Mel Fontes, older brother of present Oregon State assistant John Fontes . . . he played his previous three years at Christian Brothers High School . . . as a senior, Marshall completed 173 of 324 passes for 2,490 yards . . . his completion percentage was .534 and he passed for 10 touchdowns and ran for six more . . . Marshall's passing marks were good enough to break current OSU quarterback coach Rob Adolph's Northern California prep mark of 2,276 yards . . . Marshall was named all-league (Capital Valley), all-city, all-superior California and all-Northern California, plus he was named to play in the Optimist All-Star game . . . he was also selected as the Sacramento area Most Valuable Player in football . . . in addition to playing football, Marshall also lettered in basketball . . . being named MVP of the Sacramento area has been his top athletic thrill to date . . . he rates Joe Namath as his favorite player . . . his grandfather, Thomas Sperbeck, played football for St. Mary's College . . . he will enroll at OSU with a 3.1 GPA and he plans to major in Physical Education . . . born 5/19/60 in Sacramento, CA.

96 KIP MILLER STOREY, 6-5, 212, DE, Boise, Idaho (Capital) — Kip earned all-city and all-state honors at Boise's Capital High School as a senior and was named "Lineman of the Year" in Idaho, same honor as current Beaver offensive tackle Rich Humphreys won the year before . . . Kip's team was 10-1 his senior year and 22-7 in three years . . . he also lettered in track, throwing the discus and putting the shot . . . Kip comes from an OSU background as his father, Will Storey, earned three letters in football for the Beavers (1950-51-52) and his uncle, Kenneth Storey, lettered in basketball (1948-51) . . . he has one older sister, Sharon, 19 . . . he will enter OSU with a 2.83 GPA and plans to major in Civil Engineering . . . born 8/24/60 in Bend.



Records

ALL-TIME INDIVIDUAL RECORDS

Season Leaders

RUSHING

	Player	Year	TCB	YG	YL	NYG	AVG	TD
1.	Bill Enyart	1968	293	1309	5	1304	4.5	17
2.	Pete Pifer	1965	234	1109	14	1095	4.7	6
3.	Pete Pifer	1966	230	1101	13	1088	4.7	12
4.	Dave Schilling	1970	254	1088	4	1084	4.3	5
5.	Bill Enyart	1967	199	854	3	851	4.3	8
6.	Dave Schilling	1971	214	836	3	833	3.9	10
7.	Sam Baker	1951	180	830	22	808	4.5	11
8.	Nub Beamer	1957	172	785	25	760	4.4	8
9.	James Fields	1977	191	777	37	740	3.9	5
10.	Ken Carpenter	1949	136	759	70	689	5.1	8

PASSING

	Player	Year	PA	PC	HI	NYG	PCT	TD
1.	Terry Baker	1962	203	112	5	1738	.552	15
2.	Alvin White	1974	256	120	13	1662	.469	5
3.	Alvin White	1973	301	130	23	1437	.432	5
4.	Steve Endicott	1971	203	105	20	1334	.517	9
5.	Gordon Queen	1963	183	84	12	1281	.459	16
6.	Steve Endicott	1969	190	93	17	1251	.489	10
7.	Paul Brothers	1964	144	75	4	1036	.521	7
8.	Kyle Grossart	1975	185	89	12	969	.481	4
9.	John Norman	1977	200	90	8	929	.450	6
10.	Steve Preece	1968	126	55	9	881	.437	5

TOTAL OFFENSE

	Player	Year	Plays	Rush	Pass	Total
1.	Terry Baker	1962	318	538	1738	2276
2.	Alvin White	1974	358	298	1662	1960
3.	Steve Endicott	1971	272	154	1334	1488
4.	Paul Brothers	1964	295	451	1036	1487
5.	Terry Baker	1960	228	610	863	1473
6.	Alvin White	1973	354	9	1437	1446
7.	Bill Enyart	1968	293	1304	0	1304
8.	Gordon Queen	1963	258	16	1281	1297
9.	Terry Baker	1961	207	355	875	1230
10.	Steve Endicott	1969	249	-83	1251	1168

PASS RECEPTIONS

	Player	Year	No.	Yards	Avg.	TD
1.	Vern Burke	1962	69	1007	14.6	10
2.	Vern Burke	1963	48	792	16.5	9
3.	Jeff Kolberg	1970	39	534	13.7	5
4.	John Thomas	1950	36	350	9.7	1
5.	Steve Coury	1977	36	458	12.7	2
6.	Olvin Moreland	1964	35	428	12.2	1
	Jeff Kolberg	1971	35	525	15.0	5
8.	Dick Maurer	1973	33	326	9.9	0
9.	Lee Overton	1976	30	382	12.7	4
10.	Jack Gotta	1952	29	351	12.1	2

SCORING

	Player	Year	TD	PAT	2-PT.	FG	PTS
1.	Bill Enyart	1968	17	0	0	0	102
2.	Billy Main	1968	14	0	0	0	84
3.	Pete Pifer	1966	12	0	0	0	72
4.	Sam Baker	1951	11	1	0	0	67
5.	Vern Burke	1962	10	0	2	0	64
6.	Dave Schilling	1971	10	0	0	0	60
7.	Terry Baker	1962	9	0	2	0	58
8.	Vern Burke	1963	9	0	1	0	56
9.	Ken Carpenter	1949	9	0	0	0	54
	Joe Francis	1957	9	0	0	0	54

CAREER LEADERS

RUSHING

	Player	Years	TCB	YG	YL	NYG	AVG	TD
1.	Dave Schilling	(1969-70-71)	641	2563	11	2552	4.0	20
2.	Pete Pifer	(1964-65-66)	474	2260	27	2233	4.7	18
3.	Bill Enyart	(1967-68)	492	2163	8	2155	4.4	25
4.	Sam Baker	(1950-51-52)	487	2043	96	1947	4.0	23
5.	Ken Carpenter	(46-47-48-49)	441			1910	4.3	
6.	Billy Main	(1967-68-69)	347	1709	99	1621	4.7	16
7.	Terry Baker	(1960-61-62)	299	1921	418	1503	5.0	16
8.	James Fields	(1976-77-)	354	1477	88	1389	3.9	11
9.	Dick Twenge	(46-47-48-49)				1378		20
10.	Nub Beamer	(1956-57-58)	315	1410	52	1358	4.3	13

PASSING

	Player	Years	PA	PC	HI	NYG	PCT	TD
1.	Terry Baker	(1960-61-62)	454	233	25	3476	.513	23
2.	Alvin White	(1973-74)	557	250	36	3099	.449	10
3.	Steve Endicott	(1969-70-71)	456	227	38	2940	.498	24
4.	Paul Brothers	(1964-65-66)	387	175	17	2062	.452	14
5.	Gene Morrow	(1949-50-51)	303	128	31	1723	.422	13
6.	Steve Preece	(1966-67-68)	270	104	22	1651	.385	8
7.	Kyle Grossart	(1975-76-77)	312	145	18	1584	.468	8
8.	Jim Withrow	(51-52-53-54)	289	124	31	1577	.429	10
9.	Gordon Queen	(1962-63-64)	217	99	14	1541	.456	23

TOTAL OFFENSE

	Player	Years	Plays	Rush	Pass	Total
1.	Terry Baker	(1960-61-62)	753	1503	3476	4979
2.	Alvin White	(1973-74)	712	307	3099	3406
3.	Paul Brothers	(1964-65-66)	871	1093	2062	3155
4.	Steve Endicott	(1969-70-71)	605	112	2940	3052
5.	Ken Carpenter	(1946-47-48-49)	607	1910	936	2846
6.	Dave Schilling	(1969-70-71)	641	2552	0	2552
7.	Joe Francis	(1955-56-57)	443	1296	1170	2466
8.	Steve Preece	(1966-67-68)	493	729	1651	2830
9.	Pete Pifer	(1964-65-66)	474	2233	0	2233
10.	Don Samuel	(1946-47-48)	432	869	1353	2222
11.	Bill Enyart	(1966-67-68)	492	2155	0	2155
12.	Sam Baker	(1950-51-52)	497	1947	81	2028

PASS RECEPTIONS

	Player	Years	PC	YDS	AVG	TD
1.	Vern Burke	(1962-63)	117	1799	15.4	19
2.	Jeff Kolberg	(1969-70-71)	92	1364	14.8	11
3.	Lee Overton	(73-74-75-76)	90	1308	14.5	8
4.	John Thomas	(1949-50-51)	78	858	11.0	4
5.	Dick Maurer	(1972-73-74)	49	471	9.6	0
6.	Oivin Moreland	(1962-63-64)	48	641	13.4	3
7.	Bob Grim	(1964-65-66)	46	517	11.2	2
8.	Billy Main	(1967-68-69)	46	714	15.5	10
9.	Clark Hoss	(1969-70-71)	46	600	13.0	4
10.	Roger Cantlon	(1966-67-68)	45	699	15.5	2

SCORING

	Player	Years	TD	1-pat	2-pat	FG	Pts
1.	Billy Main	(1967-68-69)	27	0	0	0	162
2.	Bill Enyart	(1967-68)	25	0	0	0	150
3.	Ken Carpenter	(46-47-48-49)	24	0	0	0	144
4.	Sam Baker	(1950-51-52)	23	1	0	0	139
5.	Dick Twenge	(46-47-48-49)	20	0	0	0	120
6.	Vern Burke	(1962-63)	19	0	3	0	120
7.	Dave Schilling	(1969-70-71)	20	0	0	0	120
8.	Pete Pifer	(1964-65-66)	18	0	0	0	108
9.	Terry Baker	(1960-61-62)	16	0	4	0	104
10.	Kieron Walford	(1976-77-)	0	36	0	18	90

CAREER KICKOFF RETURN AVERAGE

(Minimum 10 & 2 Seasons of Play)

	Player	Years	No.	Yards	Avg.	TD
1.	Ron Miller	1959-60	16	475	29.7	1
2.	Billy Main	1967-68-69	34	938	27.6	1
3.	Art Gilmore	1959-60	10	264	26.4	1
4.	Ray Taroli	1971-73-74	83	2160	26.0	1
5.	Leroy Whittle	1961-62-63	28	686	24.5	1
6.	Cliff Watkins	1963-64	15	355	23.7	0
7.	Gene Taft	1950-51	14	330	23.6	0
8.	Sam Baker	1950-51-52	16	363	22.7	0
9.	Earnel Durden	1956-57-58	17	384	22.6	0
10.	Bob Grim	1965-66	41	923	22.5	1

CAREER PUNT RETURN AVERAGE

(Minimum 10 & 2 Seasons of Play)

	Player	Years	No.	Yards	Avg.	TD
1.	Mark Waletich	1966-67-69	46	520	11.3	1
2.	John Horrillo	1957-58	23	248	10.8	0
3.	Larry Rich	1967-68-69	72	754	10.5	1
4.	Sterling Hammack	1956-57	35	363	10.4	0
5.	Jim Lilly	1970-71-72	82	834	10.2	1
6.	Art Gilmore	1959-60	16	142	8.9	0
7.	Dan Espalin	1962-63-64	53	437	8.2	0

CAREER

TOUCHDOWN PASSES

1.	Steve Endicott (69-71)	24
2.	Terry Baker (60-62)	23
	Gordon Queen (62-64)	23
4.	Paul Brothers (64-66)	14
5.	Gene Morrow (49-51)	13
6.	Ken Carpenter (46-49)	10
	Jim Withrow (51-54)	10
	Joe Francis (55-57)	10
	Alvin White (73-74)	10
10.	Kyle Grossart (75-76)	8

TOUCHDOWNS RECEIVING

1.	Vern Burke (62-63)	19
2.	Jeff Kolberg (69-71)	11
3.	Billy Main (67-69)	10
4.	Lee Overton (73-76)	8
5.	Len Frketich (62-64)	7
	Don Samuel (46-48)	7
7.	Leroy Whittle (61-63)	6
	Bob Laidlaw (46-48)	6

TOUCHDOWNS RUSHING

1.	Bill Enyart (67-68)	25
2.	Sam Baker (50-52)	23
3.	Dick Twenge (46-49)	20
	Dave Schilling (69-71)	20
5.	Pete Pifer (64-66)	18
6.	Terry Baker (60-62)	16
	Billy Main (67-69)	16
8.	Bruce Williams (61-63)	14
9.	Joe Francis (55-57)	13
	Nub Beamer (56-58)	13
	Paul Brothers (64-66)	13

PASS INTERCEPTIONS

1.	Dan Espalin (62-64)	15
2.	Charlie Olds (66-68)	13
3.	Larry Rich (67-69)	12
	Jim Lilly (70-72)	12
5.	Bill Sheffold (49-51)	11
6.	Dennis Draper (69-71)	10
	Steve Brown (71-72)	10
8.	Jay Locey (74-76)	8

SEASON KICKOFF RETURN AVERAGE

(Minimum 1 per game)

	Player	Year	No.	Yds.	Avg.	TD
1.	Billy Main	1968	16	513	32.1	1
2.	Ron Miller	1959	15	453	30.2	1
3.	Leroy Whittle	1963	10	292	29.2	0
4.	Ray Taroli	1971	32	908	28.4	1
5.	Billy Main	1969	13	335	25.8	0
6.	Ray Taroli	1973	25	640	25.6	0
7.	Leroy Whittle	1962	13	329	25.3	1
8.	Sam Baker	1952	11	260	23.6	0
9.	Ray Taroli	1974	26	612	23.5	0
10.	Ron Cuie	1975	23	535	23.3	0

SEASON PUNT RETURN AVERAGE

(Minimum 1 per game)

	Player	Year	No.	Yds.	Avg.	TD
1.	Dick Gray	1949	10	188	18.8	0
2.	Ken Carpenter	1949	10	178	17.8	0
3.	Mark Waletich	1967	17	236	13.9	0
4.	Larry Rich	1967	14	188	13.4	0
5.	Jim Lilly	1971	22	258	11.7	0
6.	Sterling Hammack	1957	22	253	11.5	0
7.	Larry Rich	1968	23	264	11.5	0
8.	John Horrillo	1958	20	227	11.4	0
9.	Dan Espalin	1964	21	226	10.8	0
10.	Jim Lilly	1972	34	359	10.6	1

SEASON

TOUCHDOWNS RUSHING

1.	Bill Enyart (1968)	17
2.	Pete Pifer (1966)	12
3.	Sam Baker (1951)	11
4.	Dave Schilling (1971)	10
5.	Terry Baker (1962)	9
	Billy Main (1968)	9
7.	Don Samuel (1948)	8
	Ken Carpenter (1949)	8
	Nub Beamer (1957)	8
	Joe Francis (1957)	8
	Bill Enyart (1967)	8

TOUCHDOWNS RECEIVING

1.	Vern Burke (1962)	10
2.	Vern Burke (1963)	9
3.	Jeff Kolberg (1970)	5
	Jeff Kolberg (1971)	5
5.	Don Samuel (1948)	4
	Billy Main (1968)	4
	Billy Main (1969)	4
	Bill Carlquist (1970)	4
	Clark Hoss (1971)	4
	Grant Boustead (1973)	4
	Lee Overton (1976)	4

TOUCHDOWN PASSES

1.	Gordon Queen (1963)	16
2.	Terry Baker (1962)	15
3.	Ken Carpenter (1948)	10
	Steve Endicott (1969)	10
5.	Steve Endicott (1971)	9
6.	Paul Brothers (1964)	7
7.	Gene Morrow (1949)	6
	Jim Withrow (1952)	6
	John Norman (1977)	6
9.	Terry Baker (1961)	5
	Steve Preece (1968)	5
	Steve Endicott (1970)	5
	Jim Kilmartin (1970)	5
	Alvin White (1973)	5
	Alvin White (1974)	5

PASSES INTERCEPTED

1.	Bill Sheffold (1949)	9
	Dan Espalin (1962)	9
3.	Bill Bartley (1972)	8
4.	Dennis Downey (1973)	7
	Jim Lilly (1970)	7
	Sam Wesley (1955)	7
	Steve Brown (1971)	7
	Dave Graham (1970)	7

OSU KICK LEADERS

MIKE HAGGARD

Year	PAT ATT-MADE	FG ATT-MADE	LK	PTS
1965	13-9	6-2		15
1966	21-16	7-5	39	31
1967	22-19	15-8		43
TOTALS	56-44*	28-15*	39	89

RICK KULAAS

1973	19-19	12-7	33	40
1974	24-24	12-6	43	42
TOTALS	43-43	24-13	43	82

LYNN BOSTON

1970	15-12	13-7	47	33
1971	25-24	14-8*	43	48
TOTALS	40-36	27-15*	47	81

KIERON WALFORD

1976	18-18	*16- 7	55*	39
1977	18-18	*18-11*	48	51*
TOTALS	36-36	*34-18*	55*	90*

*OSU Record

CAREER PUNTING

	Player	Years	No.	Yds.	Avg.
1.	Dainard Paulson	(58-59)	67	2908	43.4
2.	Gary Houser	(65-67)	128	5377	42.0
3.	Bob McKenzie	(71-74)	137	5554	40.54
4.	Len Frketich	(62-64)	77	3120	40.52
5.	Mike Nehl	(68-70)	158	6382	40.4
6.	Sam Baker	(50-52)	122	4775	39.1

SEASON PUNTING

	Player	Year	No.	Yds.	Avg.
1.	Dainard Paulson	1959	32	1458	45.6
2.	Gary Houser	1967	40	1736	43.4
3.	Mike Nehl	1969	56	2416	43.1
4.	Skip Russell	1960	12	515	42.9
5.	Gary Houser	1966	45	1917	42.6

All-Time OSU Football Records

INDIVIDUAL [Single Game]

RUSHING:

- Most Rushes — 50, Bill Enyart, (Utah, 1968)
- Most net yards — 299, Bill Enyart (Utah, 1968)
- Highest avg. per rush (min. 8 rushes) — 21.2 (11 for 233) Dave Mann (Utah, 1951)
- Longest run from scrimmage — 99, Terry Baker, (Villanova, 1962)

FORWARD PASSING:

- Most attempts — 51, Alvin White (Auburn, 1973)
- Most completions — 22, Alvin White, (Auburn, 1973)
- Most had intercepted — 5, Steve Endicott (Washington, 1969); Dave White (UCLA, 1976)
- Highest percent completed (min. 8 atts.) — 1,000 (10 out of 10) Steve Endicott (UCLA, 1971)
- Most yards gained — 280, Steve Endicott (Georgia, 1971)
- Most touchdown passes thrown — 4, Terry Baker (Pacific, 1962)

TOTAL OFFENSE:

- Most rushing and passing plays — 53, Alvin White, (Auburn, 1973)
- Most yards rushing and passing — 389, Terry Baker (Colorado State, 1962)
- Highest avg. per play (min. 10 plays — 21.2 (11 for 233) Dave Mann (Utah, 1951)

PASS RECEIVING:

- Most passes caught — 12, Vern Burke (Iowa State, 1962)
- Most yards gained — 165, Vern Burke (Iowa State, 1962)
- Most touchdown passes caught — 3, Vern Burke (Pacific, 1962, and USC, 1963)

PUNTING:

- Most punts — 13, Sam Baker (USC, 1952)
- Highest avg. per punt (min. 5 punts) — 50.0 (6 for 301) Gary Houser (USC, 1960)

INTERCEPTIONS RETURNS:

- Most passes intercepted — 4, Steve Brown (Stanford, 1971)
- Most yards returned — 94, Jay Locey (Oregon, 1975)

PUNT RETURNS:

- Most punt returns — 6, Lee Gustafson (USC, 1946); Larry Rich (Iowa, 1968); Larry Rich (ASU, 1969)
- Most yards returned — 121, Larry Rich (Iowa, 1968)

SCORING:

- Most touchdowns scored — 4, Pete Pifer (WSU, 1966); Bill Enyart (Kentucky, 1968)
- Most points after attempted — 9, Stan McGuire (Montana, 1949)
- Most points after made — 9, Stan McGuire (Montana, 1949)
- Longest field goal made — 55, Kieron Walford, 1976, vs. Stanford at Palo Alto

INDIVIDUAL [Season]

RUSHING:

- Most rushes — 293, Bill Enyart (1968)
- Most net yards — 1304, Bill Enyart (1968)
- Highest avg. per rush (min. 10 rushes) — 7.2 (71 rushes for 508) Earnel Durden (1956)

FORWARD PASSING:

- Most attempts — 301, Alvin White (1973)
- Most completions — 130, Alvin White (1973)
- Most had intercepted — 23, Alvin White (1973)
- Highest percent completed (min. 75 atts.) — .552 (112 of 203) Terry Baker (1962)
- Most yards gained — 1738, Terry Baker (1962)
- Most touchdown passes — 16, Gordon Queen (1963)

TOTAL OFFENSE:

Most rushing and passing plays — 327, John Norman (1977)
 Most yards gained — 2276, Terry Baker (1962)
 Highest avg. per play (min. 100 plays) — 6.9, Terry Baker (1962)

PASS RECEIVING:

Most passes caught — 69, Vern Burke (1962)
 Most yards gained — 1007, Vern Burke (1962)
 Most touchdown passes caught — 10, Vern Burke (1962)

PUNTING:

Most punts — 60, Sam Baker (1952)
 Highest avg. per punt (min. 25 punts) — 45.5 (32 punts for 1458 yards) Dainard Paulson (1959)

INTERCEPTIONS:

Most passes intercepted — 9, Bill Sheffold (1949); Dan Espalin (1962)
 Most yards returned — 138, Jay Locey (1975)

PUNT RETURNS:

Most punt returns — 35, Larry Rich (1969)
 Most yards returned — 359, Jim Lilly (1972)

KICKOFF RETURNS:

Most kickoff returns — 32, Ray Taroli (1971)
 Most yards returned — 908, Ray Taroli (1971)

SCORING:

Most touchdowns — 17, Bill Enyart (1968)
 Most points after attempted — 33, Stan McGuire (1949)
 Most points after made — 29, Stan McGuire (1949)
 Most field goals kicked — 11, Kieron Walford (1977)
 Most field goals attempted — 18, Kieron Walford (1977)
 Most points scored by kicking — 51, Kieron Walford (1977)
 Most total points scored — 102, Bill Enyart (1968)

INDIVIDUAL

[Career]

RUSHING:

Most rushes — 641, Dave Schilling
 Most net yards gained — 2562, Dave Schilling
 Highest avg. per rush (min. 200 rushes) — 4.7, Pete Pifer (474 for 2233); 4.5, Bill Enyart (494 for 2155)

FORWARD PASSING:

Most attempts — 456, Steve Endicott
 Most completions — 233, Terry Baker
 Most had intercepted — 38, Steve Endicott
 Highest percent completed (min. 150 atts.) — .571, Joe Francis (89 of 156); .513, Terry Baker (233 of 454); .474, Don Samuel (102 of 215)
 Most yards gained — 3476, Terry Baker
 Most touchdown passes thrown — 24, Steve Endicott

TOTAL OFFENSE:

Most rushing and passing plays — 753, Terry Baker
 Most yards gained rushing and passing — 4980, Terry Baker
 Highest avg. per play (min. 250 plays) — 6.61, Terry Baker (753 for 4980); 5.68, Joe Francis (470 for 2669); 5.14, Don Samuel (432 for 2222)

PASS RECEIVING:

Most passes caught — 117, Vern Burke
 Most yards gained — 1799, Vern Burke

PUNTING: Most punts — 158, Mike Nehl

Highest avg. per punt (min. 60 punts) — 43.4, Dainard Paulson (67 punts for 2908 yards)

INTERCEPTIONS:

Most passes intercepted — 15, Dan Espalin

Most yards returned — 194, Jay Jocey

PUNT RETURNS:

Most punt returns — 32, Jim Lilly

Most yards returned — 834, Jim Lilly

KICKOFF RETURNS:

Most kickoff returns — 83, Ray Taroli

Most yards returned — 2160, Ray Taroli

SCORING:

Most touchdowns — 27, Billy Main

Most points attempted after TD — 59, Stan McGuire

Most points after made — 44, Mike Haggard

Most field goals kicked — 18, Kieron Walford

Most total points scored — 162, Billy Main

TEAM OFFENSE

[Single Game]

RUSHING:

Most rushes — 93, Utah (1968)

Most net yards — 616, Utah (1951)

Highest avg. per rush — 9.5 (65 for 616) Utah (1951)

FORWARD PASSING:

Most attempts — 52, Auburn (1973)

Most completions — 23, Auburn (1973)

Most had intercepted — 5, California and Portland U. (1948);

Washington (1950); Oregon (1954); Washington (1969)

Highest percent completed (min. 10 atts.) 1,000 (11 of 11) UCLA (1971)

Most yards gained — 327, Idaho (1962)

Most touchdowns by passing — 5, Pacific (1962)

TOTAL OFFENSE:

Most rushing and passing plays — 97, Utah (1968)

Most yards gained rushing and passing — 706, Utah (1951)

Highest avg. per play — 9.2 (77 for 706) Utah (1951)

PUNTING:

Most punts — 13, USC (1952)

Highest avg. per punt (min. 5 punts — 50.0 (6 for 301) USC (1966)

INTERCEPTIONS:

Most passes intercepted — 7, Idaho (1946)

Most yards returned — 139, Montana (1949)

PUNT RETURNS:

Most punt returns — 10, Washington (1969)

Most yards returned — 205, Montana (1949)

KICKOFF RETURNS:

Most kickoff returns — 9, (1952)

Most yards returned — 195, WSC (1948)

MISCELLANEOUS:

Most first downs by rushing — 24, Iowa (1971)

Most first downs by passing — 15, Iowa State (1962)

Most total first downs — 31, Iowa (1971)

Most penalties against — 13, Brigham Young (1955)

Most yards penalized — 145, Brigham Young (1955)

Most fumbles — 10, Washington (1959)

Most fumbles lost — 6, Stanford (1969); Iowa (1971)

TEAM DEFENSE

RUSHING: [Single Game]

Fewest rushes — 14, Arizona (1966)
Fewest net yards — Minus 43, Portland U (1946)
Lowest avg. per rush — Minus 1.7 (26 rushes for minus 43 yards)
Portland U (1946)

FORWARD PASSING:

Fewest attempts — 3, Stanford (1952)
Fewest completions — 1, Oregon (1946); and Washington (1956);
Washington (1961)
Most had intercepted — 7, Idaho (1946); Arizona State (1968)
Most interception yardage — 141, Arizona State (1968)
Lowest percent completed (min. 10 atts.) — .100 (1 of 10)
Washington (1961)
Fewest yards gained — 6, Stanford (1952); USC (1967)

TOTAL DEFENSE:

Fewest rushing and passing plays — 39, WSU (1971)
Fewest yards gained rushing and passing — 66, Montana (1950)
Lowest avg. per play — 1.3 (51 plays for 66 yards) Montana (1950)

PUNTING:

Most time opp forced to punt — 12, Idaho (1962)
Lowest avg. per punt (min. 5 punts) — 23.6 (8 for 189) Oregon
(1946)

MISCELLANEOUS:

Fewest total first downs — 3, Oregon (1946)
Most penalties against opp. — 19, California (1951)
Most yards penalized — 153, California (1977)
Most fumbles by opp. — 9, Stanford (1950)
Most fumbles lost — 5, USC (1947); Stanford and Washington
(1950); Stanford (1952); Idaho (1954); and Missouri (1956)

TEAM OFFENSE

RUSHING: [Season]

Most rushes — 662 (1970)
Most net yards gained — 2652 (1968)
Highest avg. per rush — 4.9 (474 for 2336) (1960)
Most yards per game — 2665.2 (1968)

FORWARD PASSING

Most attempts — 349 (1973)
Most completions — 159 (1973)
Most had intercepted — 25 (1973)
Highest percent completed — .553 (40 of 75) (1956)
Most yards gained — 1954 (1962)
Most touchdowns by passing — 19 (1962)
Most yards per game — 195.1 (1962)

TOTAL OFFENSE:

Most rushing and passing plays — 891 (1971)
Most yards gained rushing and passing — 4028 (1971)
Highest avg. per play — 5.6 (675 for 3752) (1962)
Most yards per game — 375.2 (1962)

PUNTING:

Most punts — 91 (1939)
Fewest punts — 48 (1956)
Highest avg. per punt — 41.2 (54 for 2224; (1966)

INTERCEPTIONS:

Most passes intercepted — 26 (1946); 25 (1949)
Most yards returned — 436 (1959)

PUNT RETURNS:

Most punt returns — 43 (1969)
 Most yards returned — 536 (1949)
 Highest avg. per return — 17.9 (30 for 536) (1949)

KICKOFF RETURNS:

Highest avg. per return — 24.8 (29 for 721) (1968)

SCORING:

Most touchdowns scored — 41 (1962, 1968)
 Most points after made — 29 (1949)
 Most field goals kicked — 11 (1977)
 Most total points — 285 (1968)

MISCELLANEOUS:

Most first downs by rushing — 147 (1971)
 Most first downs by passing — 83 (1962)
 Most total first downs — 228 (1971)
 Most penalties against — 87 (1976)
 Most yards penalized — 917 (1976)
 Most fumbles — 42 (1959)
 Most fumbles lost — 26 (1954)

TEAM DEFENSE [Season]**RUSHING:**

Fewest rushes — 298 (1939)
 Fewest net yards gained — 781 (1939)
 Lowest avg. per rush — 2.6 (1939)
 Fewest yards per game — 86.8 (1939)

FORWARD PASSING:

Fewest attempts — 111 (1937)
 Fewest completions — 39 (1937)
 Most passes had intercepted — 26 (1946)
 Lowest percent completed — .338 (51 of 151) (1940)
 Fewest yards gained — 511 (1937)
 Fewest touchdowns by passing — 3 (1955 and 1967)
 Fewest yards per game — 56.8 (1937)

TOTAL DEFENSE:

Fewest rushing and passing plays — 464 (1939)
 Fewest yards gained rushing and passing — 1671 (1937)
 Lowest avg. per play — 3.4 (1941)
 Fewest yards per game — 185.7 (1937)

PUNTING:

Most times opp. forced to punt — 90 (1940)
 Lowest avg. per punt — 32.2 (1948)
 Most punts had blocked — 3 (1939)

PUNT RETURNS:

Fewest punts returned — 16 (1961)
 Fewest yards returned — 109 (1956)
 Lowest avg. per return — 5.8 (1957)

INTERCEPTIONS:

Fewest passes intercepted — 7 (1962)
 Fewest yards returned — 15 (1962)

KICKOFF RETURNS:

Lowest avg. per return — 15.5 (1970)

MISCELLANEOUS:

Fewest total first downs — 79 (1939 and 1940)
 Most times opp. penalized — 92 (1976)
 Most yards penalized — 807 (1976)
 Most fumbles by opp. — 46 (1973)
 Most fumbles lost — 30 (1973)
 Fewest points scored by opp. — 0 (1907 team in six games)

Series Standings With OSU Opponents

A. C. Jrs.	1-0	Marquette	1-0
Albany A. C.	1-0	McMinnville	1-0
Albany College	3-1	Minnesota	0-1
Arizona	1-1	Monmouth Colfege	3-0
Arizona State	5-4	Montana	20-2-1
Ashland Norm.	1-0	Multnomah A. C.	7-11-4
Astoria A. C.	1-0	Nebraska	2-7
Auburn	0-1	Nevada	1-0
Baylor	2-0	NYU	1-0
BYU	4-2	North Carolina	0-0
California	15-20-0	Northwestern	1-3
Cal Aggies	4-0	Occidental	1-0
Camp Beale	0-0-1	Ohio State	0-1
Camp Lewis	0-1	Oklahoma	1-0
Carnegie Tech	0-1-1	Oregon	37-35-9
Catholic YMCA	1-0	Oregon Normal	1-0
Chemawa Ind.	4-1	Pacific Univ.	12-0-2
Columbia A. C.	2-0	Pacific Col.	1-1
Columbia Univ.	3-0	Portland	7-2
Colorado	3-0	Portland Meds	1-0
Colorado State	1-1	Puget Sound	1-0
Detroit	1-1	Purdue	1-0
Duke	1-0	St. Vincent (LA)	1-0
Ft. Vancouver*	2-0	San Diego State	0-2
Fordham	2-0	San Francisco	1-1
Forest Grove	0-0-1	Santa Clara	0-1
Ft. Vancouver	1-0	Southern California	7-36-4
Georgia	0-2	Southern Methodist	0-2
Gonzaga	6-0-1	Standifer Ship.	1-0
Grambling	0-1	Stanford	13-30-2
Hawaii	3-1	Syracuse	3-5
Hawaiian A-S	1-1	Tennessee	0-1
Houston	1-2	Texas Tech	0-1
Idaho	33-6	UCLA	8-22-4
Illinois	1-0	Utah	8-2-1
Indiana	2-1	Utah State	1-0
Iowa	5-7	Villanova	1-0
Iowa State	1-0	Wake Forest	0-0
Kansas	2-2	Washington	25-35-4
Kansas State	0-0	WSU	35-29-2
Kentucky	0-2	W. Coast Army	1-0
Linfield	2-0	West Virginia	2-0
LSU	0-1	Whitman	12-0
Michigan	0-3	Willamette	21-2
MSU	2-6-1	Wisconsin	0-1
Missouri	1-0	Wyoming	0-1

*Field Hospital Corps

OSU Bowl Appearances

ROSE BOWL

*1942 — Oregon State 20, Duke 16
1957 — Iowa 35, Oregon State 19
1965 — Michigan 34, Oregon State 7

LIBERTY BOWL

1962 — Oregon State 6, Villanova 0

PINEAPPLE BOWL

1940 — Oregon State 39, Hawaii 6
1948 — Oregon State 47, Hawaii 27

*Durham, N.C.

OSU's All-Time Record Against Big Ten Teams

1915 — Oregon State 20	Michigan State 0		
1942 — Oregon State 7	Michigan State 7		
1948 — Oregon State 21	Michigan State 46		
1949 — Oregon State 25	Michigan State 20		
1950 — Oregon State 13	Michigan State 38		
1952 — Oregon State 0	Michigan State 6		
1952 — Oregon State 14	Michigan State 17		
1953 — Oregon State 6	Michigan State 34		
1954 — Oregon State 6	Minnesota 44		
1956 — Oregon State 13	Iowa 14		
1956 — Oregon State 19	Iowa 35		
1957 — Oregon State 22	Northwestern 13		
1959 — Oregon State 7	Michigan 18		
1960 — Oregon State 12	Iowa 22		
1960 — Oregon State 20	Indiana 6		
1961 — Oregon State 20	Wisconsin 23		
1962 — Oregon State 8	Iowa 28		
1963 — Oregon State 15	Indiana 20		
1964 — Oregon State 3	Northwestern 7		
1964 — Oregon State 24	Indiana 14		
1964 — Oregon State 7	Michigan 34		
1965 — Oregon State 12	Illinois 10		
1965 — Oregon State 7	Iowa 27		
1965 — Oregon State 7	Northwestern 15		
1966 — Oregon State 0	Michigan 41		
1966 — Oregon State 17	Iowa 3		
1966 — Oregon State 6	Northwestern 14		
1967 — Oregon State 38	Iowa 18		
1967 — Oregon State 22	Purdue 14		
1968 — Oregon State 20	Iowa 21		
1969 — Oregon State 42	Iowa 14		
1970 — Oregon State 21	Iowa 14		
1971 — Oregon State 33	Iowa 19		
1971 — Oregon State 14	Michigan State 31		
1972 — Oregon State 14	Iowa 19		
1974 — Oregon State 10	Ohio State 51		
Games — 36	Won by OSU — 12	Big Ten — 23	Tie — 1

OSU Record Against Big 8 Teams

1916 — Oregon State 7	Nebraska 17		
1924 — Oregon State 0	Nebraska 14		
1931 — Oregon State 16	Colorado 0		
1933 — Oregon State 0	Nebraska 22		
1935 — Oregon State 20	Nebraska 20		
1936 — Oregon State 14	Nebraska 32		
1947 — Oregon State 27	Nebraska 6		
1948 — Oregon State 28	Nebraska 12		
1954 — Oregon State 7	Nebraska 27		
1956 — Oregon State 19	Missouri 13		
1957 — Oregon State 34	Kansas 6		
1958 — Oregon State 12	Kansas 0		
1959 — Oregon State 6	Nebraska 7		
1962 — Oregon State 39	Iowa State 35		
1963 — Oregon State 41	Colorado 6		
1964 — Oregon State 14	Colorado 7		
1970 — Oregon State 23	Oklahoma 14		
1975 — Oregon State 0	Kansas 20		
1976 — Oregon State 16	Kansas 28		
Games — 19	Won by OSU — 10	Big 8 — 8	Tie — 1

OSU Record Against WAC Teams

1931 — Oregon State 12	Utah	0	
1947 — Oregon State 6	Utah	7	
1948 — Oregon State 20	Utah	20	
1949 — Oregon State 27	Utah	7	
1951 — Oregon State 61	Utah	28	
1952 — Oregon State 14	Utah	7	
1955 — Oregon State 34	Brigham Young	0	
1958 — Oregon State 0	Wyoming	28	
1961 — Oregon State 35	Brigham Young	0	
1961 — Oregon State 23	Arizona State	24	
1963 — Oregon State 29	Utah	14	
1965 — Oregon State 10	Utah	6	
1966 — Oregon State 18	Arizona State	17	
1966 — Oregon State 31	Arizona	12	
1967 — Oregon State 27	Arizona State	21	
1967 — Oregon State 13	Brigham Young	31	
1968 — Oregon State 24	Utah	21	
1968 — Oregon State 28	Arizona State	9	
1969 — Oregon State 30	Arizona State	7	
1969 — Oregon State 3	Utah	7	
1970 — Oregon State 31	Utah	21	
1971 — Oregon State 24	Arizona State	18	
1971 — Oregon State 22	Arizona	34	
1972 — Oregon State 29	Brigham Young	3	
1972 — Oregon State 7	Arizona State	38	
1973 — Oregon State 14	Brigham Young	37	
1973 — Oregon State 14	Arizona State	44	
1975 — Oregon State 8	Colorado State	17	
1977 — Oregon State 31	Arizona State	33	
1977 — Oregon State 24	Brigham Young	19	
Games — 30	Won by OSU — 18	WAC — 11	Tie — 1

OSU Record Against Southeastern Conference Teams

1968 — Oregon State 34	Kentucky	35	
1971 — Oregon State 25	Georgia	56	
1973 — Oregon State 9	Auburn	18	
1974 — Oregon State 35	Georgia	48	
1976 — Oregon State 13	Kentucky	38	
1976 — Oregon State 11	LSU	28	
1977 — Oregon State 10	Tennessee	41	
Games — 7	Won by OSU — 0	SEC — 7	Tied — 0

OSU Record Against Southwest Conference Teams

1950 — Oregon State 14	Texas Tech	15	
1963 — Oregon State 22	Baylor	15	
1964 — Oregon State 13	Baylor	6	
1973 — Oregon State 16	Southern Methodist	35	
1974 — Oregon State 30	Southern Methodist	37	
Games — 5	Won by OSU — 2	SWC — 3	Tie — 0

Intersectional Games Of The Past

- 1903—OSC 15, Nevada 0
 1904—OSC 45, Utah Aggies 0
 1907—OSC 10, St. Vincent College 0
 1912—OSC 23, Occidental 6
 1915—OSC 20, Mich. Aggies 0
 1915—OSC 0, Syracuse 28
 1916—OSC 7, Nebraska 17
 1923—OSC 9, Hawaiian All-Stars 14
 1923—OSC 0, U. of Hawaii 7
 1924—OSC 0, Nebraska 14
 1926—OSC 29, Marquette 0
 1927—OSC 14, Carnegie Tech 14
 1928—OSC 25, New York U. 13
 1929—OSC 14, Detroit U. 7
 1930—OSC 12, W. Virginia 0
 1931—OSC 16, Colorado 0
 1931—OSC 12, Utah 0
 1932—OSC 6, Fordham 8
 1932—OSC 6, Detroit U. 14
 1933—OSC 9, Fordham 6
 1933—OSC 0, Nebraska 22
 1935—OSC 20, Nebraska 26
 1936—OSC 14, Nebraska 32
 1939—OSC 28, Hawaiian All-Stars 0
 1939—OSC 39, Hawaii 6**
 1941—OSC 20, Duke 16*
 1942—OSC 7, Mich. State 7
 1947—OSC 27, Nebraska 6
 1947—OSC 6, Utah 7
 1948—OSC 21, Mich. State 46
 1948—OSC 20, Utah 20
 1948—OSC 28, Nebraska 12
 1948—OSC 47, Hawaii 27**
 1949—OSC 27, Utah 7
 1949—OSC 25, Mich. State 20
 1950—OSC 13, Mich. State 38
 1961—OSC 0, Mich. State 6
 1961—OSC 61, Utah 28
 1952—OSC 14, Utah 7
 1952—OSC 14, Mich. State 17
 1953—OSC 6, Mich. State 34
 1954—OSC 7, Nebraska 27
 1954—OSC 6, Minnesota 44
 1955—OSC 33, BYU 0
 1956—OSC 19, Missouri 13
 1956—OSC 13, Iowa 14
 1957—OSC 19, Iowa 35***
 1957—OSC 34, Kansas 6
 1957—OSC 22, Northwestern 13
 1958—OSC 12, Kansas 0
 1958—OSC 0, Wyoming 28
 1959—OSC 14, Texas Tech 15
 1959—OSC 6, Nebraska 7
 1959—OSC 7, Michigan 18
 1960—OSU 12, Iowa 22
 1960—OSU 29, Houston 20
 1960—OSU 20, Indiana 6
 1961—OSU 8, Syracuse 34
 1961—OSU 35, BYU 0
 1961—OSU 20, Wisconsin 23
 1961—OSU 23, Ariz. State 24
 1961—OSU 12, Houston 23
 1962—OSU 39, Iowa State 20
 1962—OSU 8, Iowa 28
 1962—OSU 51, W. Virginia 22
 1962—OSU 25, Colo. State 14
 1962—OSU 6, Villanova****
 1963—OSU 29, Utah 14
 1963—OSU 41, Colorado 6
 1963—OSU 22, Baylor 15
 1963—OSU 8, Syracuse 31
 1963—OSU 15, Indiana 20
 1964—OSU 3, Northwestern 7
 1964—OSU 14, Colorado 7
 1964—OSU 13, Baylor 6
 1964—OSU 31, Syracuse 13
 1964—OSU 24, Indiana 14
 1964—OSU 7, Michigan 34***
 1965—OSU 12, Illinois 10
 1965—OSU 7, Iowa 27
 1965—OSU 7, Northwestern 15
 1965—OSU 10, Utah 6
 1965—OSU 13, Syracuse 12
 1966—OSU 0, Michigan 41
 1966—OSU 17, Iowa 3
 1966—OSU 6, Northwestern 14
 1966—OSU 18, Ariz. State 17
 1966—OSU 31, Arizona 12
 1967—OSU 27, Arizona St. 21
 1967—OSU 38, Iowa 18
 1967—OSU 13, BYU 31
 1967—OSU 22, Purdue 14
 1968—OSU 20, Iowa 21
 1968—OSU 24, Utah 21
 1968—OSU 34, Kentucky 35
 1968—OSU 28, Arizona St. 9
 1969—OSU 42, Iowa 14
 1969—OSU 30, Arizona St. 7
 1969—OSU 3, Utah 7
 1970—OSU 21, Iowa 14
 1970—OSU 24, Oklahoma 13
 1970—OSU 31, Utah 21
 1970—OSU 16, Houston 19
 1971—OSU 25, Georgia 56
 1971—OSU 33, Iowa 19
 1971—OSU 24, Arizona St. 18
 1971—OSU 22, Arizona 34
 1971—OSU 14, Mich. State 31
 1972—OSU 11, Iowa 19
 1972—OSU 29, BYU 3
 1972—OSU 7, Ariz. State 38
 1973—OSU 9, Auburn 18
 1973—OSU 16, SMU 35
 1973—OSU 14, BYU 37
 1973—OSU 14, Ariz. State 44
 1974—OSU 15, Syracuse 23
 1974—OSU 35, Georgia 48
 1974—OSU 10, Ohio St. 51
 1974—OSU 30, SMU 37
 1975—OSU 0, Kansas 20
 1975—OSU 12, Grambling 19
 1975—OSU 8, Colorado State 17
 1976—OSU 16, Kansas 28
 1976—OSU 13, Kentucky 38
 1976—OSU 11, LSU 28
 1976—OSU 3, Syracuse 21
 1976—OSU 59, Hawaii 0
 1976—OSU 59, Hawaii 0
 1977—OSU 24, Syracuse 12
 1977—OSU 10, Tennessee 41
 1977—OSU 31, Arizona State 33
 1977—OSU 24, Brigham Young 19

*Rose Bowl, Durham, N. C.

**Pineapple Bowl, Honolulu

***Rose Bowl, Pasadena

****Liberty Bowl, Philadelphia

Through The Years

Year	Coach	Won	Lost	Tied	PF	PA
1893	Bill Bloss	4	1	0	144	48
1894	Guy Kennedy	2	1	0	52	28
1895	Paul Downing	0	2	1	6	80
1896	Tommy Code	0	2	0	8	14
1897	Bill Bloss	2	0	0	42	8
1898	No Coach	1	2	1	36	78
1899	Highland Stickney	3	2	0	75	60
(No Football in 1900-1901)						
1902	Frank Herbold	4	1	1	158	16
1903	McFadden	2	4	1	21	32
1904	Allen Steckle	4	2	0	119	22
1905	Allen Steckle	6	3	0	166	28
1906	F.S. Norcross	4	1	2	77	4
1970	F.S. Norcross	6	0	0	137	0
1908	F.S. Norcross	4	3	1	83	51
1909	Sol S. Metzger	4	2	1	54	47
1910	George Schildmiller	3	2	1	27	43
1911	Sam Dolan	5	2	0	119	49
1912	Sam Dolan	3	4	0	57	40
1913	E.J. Stewart	3	2	3	59	75
1914	E.J. Stewart	7	0	2	172	15
1915	E.J. Stewart	5	3	0	166	73
1916	Joseph Pipall	4	5	0	92	112
1917	Joseph Pipal	4	2	1	83	33
1918	W.H. Hargiss	2	4	0	33	46
1919	W.H. Hargiss	4	4	1	143	64
1920	R.B. Rutherford	2	2	2	20	52
1921	R.B. Rutherford	4	3	2	231	42
1922	R.B. Rutherford	3	4	0	44	42
1923	R.B. Rutherford	4	5	2	55	71
1924	Paul J. Schissler	3	5	0	71	85
1925	Paul J. Schissler	7	2	0	268	81
1926	Paul J. Schissler	7	1	0	221	30
1927	Paul J. Schissler	3	3	1	98	78
1928	Paul J. Schissler	6	3	0	206	53
1929	Paul J. Schissler	5	4	0	182	106
1930	Paul J. Schissler	7	3	0	208	60
1931	Paul J. Schissler	6	3	1	198	62
1932	Paul J. Schissler	4	6	0	130	109
1933	Lon Stiner	6	2	2	88	48
1934	Lon Stiner	3	6	2	104	131
1935	Lon Stiner	6	4	1	175	100
1936	Lon Stiner	4	6	0	116	151
1937	Lon Stiner	3	3	3	71	60
1938	Lon Stiner	5	3	1	72	51
1939	Lon Stiner	9	1	1	186	77
1940	Lon Stiner	5	3	1	128	80
1941	Lon Stiner	8	2	0	143	49
1942	Lon Stiner	4	5	1	157	142
(No Team — Wartime — 1943-44)						
1945	Lon Stiner	4	4	1	100	131
1946	Lon Stiner	7	1	1	157	81
1947	Lon Stiner	5	5	0	171	136
1948	Lon Stiner	5	4	3	249	236
1949	Kip Taylor	7	3	0	232	188
1950	Kip Taylor	3	6	0	107	183
1951	Kip Taylor	4	6	0	204	180
1952	Kip Taylor	2	7	0	123	267
1953	Kip Taylor	3	6	0	39	187
1954	Kip Taylor	1	8	0	60	296
1955	Tommy Prothro	6	3	0	126	120
1956	Tommy Prothro	7	3	1	203	166
1957	Tommy Prothro	8	2	0	203	129

Former OSU Coaches



**Paul
Schissler**



**Lon
Stiner**



**Kip
Taylor**



**Tommy
Prothro**

Through the Years

Year	Coach	W	L	T	PF	PA
1958	Tommy Prothro	6	4	0	98	118
1959	Tommy Prothro	3	7	0	166	178
1960	Tommy Prothro	6	3	1	197	145
1961	Tommy Prothro	5	5	0	165	137
1962	Tommy Prothro	9	2	0	279	148
1963	Tommy Prothro	5	5	0	198	192
1964	Tommy Prothro	8	3	0	149	124
1965	Dee Andros	5	5	0	125	124
1966	Dee Andros	7	3	0	171	156
1967	Dee Andros	7	2	1	187	137
1968	Dee Andros	7	3	0	285	179
1969	Dee Andros	6	4	0	175	148
1970	Dee Andros	6	5	0	211	239
1971	Dee Andros	5	6	0	271	314
1972	Dee Andros	2	9	0	131	295
1973	Dee Andros	2	9	0	166	293
1974	Dee Andros	3	8	0	216	293
1975	Dee Andros	1	10	0	103	264
1976	Craig Fertig	2	10	0	179	325
1977	Craig Fertig	2	9	0	173	303
Total		359	303	44	10765	9267

Best Years For OSU — All Games

Year	W	L	T	PF	PA	Coach
1914	7	0	2	172	15	E.J. Stewart
1907	6	0	0	137	0	F.S. Norcross
1897	2	0	0	42	8	Bill Bloss
1939	9	1	1	186	77	Lon Stiner
1962	9	2	0	273	148	Tommy Prothro
1946	7	1	1	157	81	Lon Stiner
1926	7	1	0	221	30	Paul Schissler
1902	4	1	1	158	16	Frank Herbold
1893	4	1	0	144	48	Bill Bloss
1906	4	1	2	77	4	F.S. Norcross
1957	8	2	0	203	129	Tommy Prothro
1941	8	2	0	143	49	Lon Stiner
1967	7	2	1	187	141	Dee Andros
1964	8	3	0	149	124	Tommy Prothro
1968	7	3	0	285	179	Dee Andros
1949	7	3	0	232	188	Kip Taylor
1966	7	3	0	171	156	Dee Andros
1956	7	3	1	203	166	Tommy Prothro
1933	6	2	0	88	48	Lon Stiner

OSU Coaching Records

Name	Years	Won	Lost	Tied
Craig Fertig	(1976-)	4	19	0
Dee Andros	(1965-1975)	51	64	1
Tommy Prothro	(1955-1964)	63	37	2
Kip Taylor	(1949-1954)	20	36	0
Lon Stiner	(1933-1948)	74	49	17
Paul Schissler	(1924-1932)	48	30	1
R. B. Rutherford	(1920-1923)	13	14	6
W. G. Hargiss	(1918-1919)	6	8	1
Joseph Pipal	(1916-1917)	8	7	1
E. J. Stewart	(1913-1915)	15	5	5
Sam Dolan	(1911-1912)	8	6	0
George Schildmiller	(1910)	3	2	1
Sol S. Metzger	(1909)	4	2	1
F. S. Norcross	(1906-1908)	14	4	3
Allen Steckle	(1904-1905)	10	5	0
McFadden	(1903)	2	4	1
Frank Herbold	(1902)	4	1	1
No football in 1900 or 1901				
Highland Stickney	(1899)	3	2	0
No Coach	(1898)	1	2	1
Bill Bloss	(1897)	2	0	0
Tommy Code	(1896)	0	2	0
Paul Downing	(1895)	0	2	1
Guy Kennedy	(1894)	2	1	0
Bill Bloss	(1893)	4	1	0
Totals	82	359	303	44

Former Assistant Coaches at OSU

LON STINER (1933-48)

Jim Dixon
George Scott
Hal Moe
Laurie Walquist
Bill Howard
Bill McKalip
Quentin Greenough
Bob Dethman

Ron Siegrist
Bud Gibbs
Doug Bradley
Bob Gambold
Bobb McKittrick
Jerry Long
Joe Francis
John Cooper

Al Cox

Jim Kisselburgh
Lee Gustafson

DEE ANDROS (1965-75)

Gene Felker
John Easterbrook
Earl Lunsford
Ed Knecht
Dick Roach
Bob Herndon
Bud Riley
Red Smith
Sam Boghosian
Rich Brooks
Jerry Cheek
Mike Dolby
Ken Blue

KIP TAYLOR (1949-54)

Bump Elliott
Pete Elliott
Len Younce
Hal Moe
Ward Cuff
Butch Morse
Dick Twenge
Jack Begelman

TOMMY PROTHRO (1955-64)

Bob Zelinka
Bob Watson
Clay Stapleton
Terry Debay
Dick Twenge
John Thomas

Jim Sherbert
Hal Athon
Rich Koeper
Gene Hilliard

Largest Athletic Crowds in Oregon

Oregon vs. Washington, 1971 (Eugene)	44,200
Oregon vs. OSU, 1971 (Eugene)	43,000
OSU vs. Oregon, 1969 (Eugene)	42,500
OSU vs. Oregon, 1972 (Corvallis)	41,544
OSU vs. Southern Cal., 1967 (Corvallis)	41,494
OSU vs. UCLA, 1968 (Corvallis)	41,361
Oregon vs. USC, 1976 (Eugene)	40,600
OSU vs. Oregon, 1970 (Corvallis)	40,299
OSU vs. Oregon, 1968 (Corvallis)	40,144
OSU vs. Oregon, 1967 (Eugene)	40,100
Oregon vs. ASU, 1973 (Eugene)	40,100
Oregon vs. Washington, 1973 (Eugene)	40,000
Oregon vs. OSU, 1973	39,700
Oregon vs. Stanford, 1970 (Eugene)	38,400
OSU vs. USC, 1969 (Corvallis)	38,013
OSU vs. Southern Cal., 1957 (Portland)	36,885
OSU vs. Washington, 1960 (Portland)	36,833
Oregon vs. Army, 1969 (Eugene)	36,200
Oregon vs. Washington, 1959 (Portland)	35,997
OSU vs. Syracuse, 1961 (Portland)	35,729
Oregon vs. Washington, 1963 (Portland)	35,690
OSU vs. Oregon, 1976 (Corvallis)	35,611
Oregon vs. Washington, 1930 (Portland)	35,265
Oregon vs. USC, 1968 (Eugene)	35,000
Oregon vs. OSU, 1975 (Eugene)	34,200
Oregon vs. Washington, 1969 (Eugene)	34,200
High School Jamboree, 1952 (Portland)	34,081
OSU vs. Oregon, 1977 (Eugene)	34,068

OSU's Largest Grid Crowds

Opponent	Site	Year	Atten.
Michigan	Rose Bowl	1965	100,423
Iowa	Rose Bowl	1957	100,000
Ohio State	Columbus	1974	86,383
Tennessee	Knoxville	1977	82,865
Michigan	Ann Arbor	1959	74,693
LSU	Baton Rouge	1976	68,057
Stanford	Palo Alto	1970	65,000
Stanford	Palo Alto	1956	65,000
Michigan	East Lansing	1971	62,184
USC	Los Angeles	1947	61,301
Purdue	Lafayette	1967	60,147
USC	Los Angeles	1968	59,236
Washington	Seattle	1971	57,900
USC	Los Angeles	1970	57,769
UCLA	Los Angeles	1955	57,664
Arizona State	Tempe	1977	57,535
Kentucky	Lexington	1976	56,723
USC	Los Angeles	1972	56,305
Michigan	Ann Arbor	1966	56,097
Duke	(Rose Bowl) Durham	1942	55,000
Washington	Seattle	1967	55,000
Oklahoma	Norman	1970	54,700
USC	Los Angeles	1976	53,216

Largest Parker Stadium Crowds

OSU vs. Oregon, 1972	41,544
OSU vs. USC, 1967	41,494
OSU vs. UCLA, 1968	41,361
OSU vs. Oregon, 1970	40,299
OSU vs. Oregon, 1968	40,144
OSU vs. USC, 1969	38,013

OSU vs. Oregon, 1976.....	35,611
OSU vs. Brigham Young, 1977.....	33,965
OSU vs. Oregon, 1974.....	32,516
OSU vs. Washington, 1972.....	31,923
OSU vs. USC, 1977.....	31,143
OSU vs. Washington, 1968.....	30,220
OSU vs. Stanford, 1969.....	30,198
OSU vs. Oregon, 1964.....	30,154

Best Season Attendance Marks

Year	Attendance	Games	Year	Attendance	Games
1977	419,945	11	1951	277,071	10
1971	415,978	11	1966	272,963	10
1976	415,018	12	1948	257,999	12
1967	397,803	10	1963	257,092	10
1972	396,607	11	1964**	253,964	10
1970	390,668	11	1961	243,301	10
1969	388,716	10	1947	238,913	10
1974	380,501	11	1962	237,428	10
1968	346,406	10	1958	231,371	10
1975	320,540	11	1960	226,652	10
1973	312,144	11	1955	220,912	9
1957	304,955	10	1954	219,432	9
1965	301,485	10	1953	215,127	9
1959	298,217	10	1949	210,563	10
1956*	282,955	10	1950	184,499	9

* Rose Bowl crowd of 100,000 not included

** Rose Bowl crowd of 100,423 not included

Highest OSU Scores in Grid History

Oregon State 76, Willamette 0 (1931)
 Oregon State 75, Chemawa Indians 6 (1911)
 Oregon State 71, Columbia 7 (1929)
 Oregon State 68, Chemawa Indians 0 (1921)
 Oregon State 68, Rooks 7 (1921)
 Oregon State 67, Multnomah Club 0 (1926)
 Oregon State 67, Willamette 0 (1902)
 Oregon State 66, Idaho 18 (1959)
 Oregon State 64, Willamette 0 (1914)
 Oregon State 63, Montana 14 (1949)
 Oregon State 62, Albany College 0 (1893)
 Oregon State 62, Whitman 0 (1925)
 Oregon State 61, Utah 28 (1951)
 Oregon State 59, Hawaii 0 (1976)

Worst OSU Defeats in Grid History

UCLA 61, Oregon State 0 (1954)
 UCLA 57, Oregon State 0 (1952)
 USC 56, Oregon State 0 (1976)
 Georgia 56, Oregon State 25 (1971)
 UCLA 56, Oregon State 14 (1973)
 Southern Cal. 51, Oregon State 6 (1972)
 Ohio State 51, Oregon State 10 (1974)
 California 51, Oregon State 24 (1975)
 UCLA 50, Oregon State 6 (1946)
 Southern Cal. 48, Oregon State 6 (1947)
 Stanford 48, Oregon State 10 (1970)
 Georgia 48, Oregon State 35 (1974)
 Washington 47, Oregon State 0 (1913)
 California 46, Oregon State 7 (1954)
 Minnesota 44, Oregon State 6 (1954)
 Oregon 44, Oregon State 0 (1895)
 UCLA 41, Oregon State 0 (1953)
 California 41, Oregon State 0 (1949)
 Michigan 41, Oregon State 0 (1966)

Past Rose Bowl Scores

1902	—	Michigan 49	Stanford	0
1916	—	Washington State 14	Brown	0
1917	—	Oregon 14	Pennsylvania	0
1918	—	Marines 19	Camp Lewis	7
1919	—	Great Lakes 17	Marines	0
1920	—	Harvard 7	Oregon	6
1921	—	California 28	Ohio State	0
1922	—	California 0 (tie)	Washington & Jefferson	0
1923	—	USC 14	Penn State	3
1924	—	Washington 14 (tie)	Navy	14
1925	—	Notre Dame 27	Stanford	10
1926	—	Alabama 20	Washington	19
1927	—	Stanford 7 (tie)	Alabama	7
1928	—	Stanford 7	Pittsburgh	6
1929	—	Georgia Tech 8	California	7
1930	—	USC 47	Pittsburgh	14
1931	—	Alabama 24	Washington State	0
1932	—	USC 21	Tulane	12
1933	—	USC 35	Pittsburgh	0
1934	—	Columbia 7	Stanford	0
1935	—	Alabama 29	Stanford	13
1936	—	Stanford 7	SMU	0
1937	—	Pittsburgh 21	Washington	0
1938	—	California 13	Alabama	0
1939	—	USC 7	Duke	3
1940	—	USC 14	Tennessee	0
1941	—	Stanford 21	Nebraska	13
1942	—	Oregon State 20*	Duke	16
1943	—	Georgia 9	UCLA	0
1944	—	USC 29	Washington	0
1945	—	USC 25	Tennessee	0
1946	—	Alabama 34	USC	14
1947	—	Illinois 45	UCLA	14
1948	—	Michigan 49	USC	0
1949	—	Northwestern 20	California	14
1950	—	Ohio State 17	California	14
1951	—	Michigan 14	California	6
1952	—	Illinois 40	Stanford	7
1953	—	USC 7	Wisconsin	0
1954	—	Michigan State 28	UCLA	20
1955	—	Ohio State 20	USC	7
1956	—	Michigan State 17		14
1957	—	Iowa 35	Oregon State	19
1958	—	Ohio State 10	Oregon	7
1959	—	Iowa 38	California	12
1960	—	Washington 44	Wisconsin	8
1961	—	Washington 17	Minnesota	7
1962	—	Minnesota 21	UCLA	3
1963	—	USC 42	Wisconsin	37
1964	—	Illinois 17	Washington	7
1965	—	Michigan 34	Oregon State	7
1966	—	UCLA 14	Michigan State	12
1967	—	Purdue 14	USC	13
1968	—	USC 14	Indiana	3
1969	—	Ohio State 27	USC	16
1970	—	USC 10	Michigan	3
1971	—	Stanford 27	Ohio State	17
1972	—	Stanford 13	Michigan	12
1973	—	USC 42	Ohio State	17
1974	—	Ohio State 42	USC	21
1975	—	USC 18	Ohio State	17
1976	—	UCLA 23	Ohio State	10
1977	—	USC 14	Michigan	6
1978	—	Washington 27	Michigan	20

Ex-Beavers in Pro Football

Austin, Bill, G-T	New York Giants, 1949-50, 53-57
Baker, Sam, K-FB	Washington Redskins, 1953-56-59 Cleveland Browns, 1960-61 Dallas Cowboys, 1962-63 Philadelphia Eagles, 1964-69
Baker, Terry, QB	Los Angeles Rams, 1963-65
Bates, Ted, LB	Chicago Cardinals, 1959 St. Louis Cardinals, 1960-62
Beamer, Nub, FB	Vancouver BC Lions (Canada)
Bergerson, Gil, G-T	Chicago Bears, 1932-33 Chicago Cardinals, 1933 Brooklyn Dodgers, 1935-36
Biancone, John, TB-DB	Brooklyn Dodger, 1936
Boyd, Dennis, DE	Seattle Seahawks, 1977
Brothers, Paul, QB	Vancouver BC Lions (Canada)
Brown, Steve, LB	Calgary Stampeders (Canada) '73 Portland Storm, 1974
Burke, Vern, WR	New York Jets, 1963 San Francisco 49ers, 1965 Atlanta Falcons, 1966 New Orleans Saints, 1967
Cadwell, John, OG	Dallas Texans, 1961
Carlson, Zuck, G-T	Chicago Bears, 1929-37
Carpenter, Ken, HB-OE	Cleveland Browns, 1950-53 Saskatchewan Roughriders (Canada) 1954-59 Denver Broncos, 1960
Clark, Herman, OG-LB	Chicago Bears, 1952, 54-57
Clark, Jim, OG-OT-DT	Washington Redskins, 1952-53
Diaz, Skip	Vancouver BC Lions (Canada)
Didion, John, C-LB	Washington Redskins, 1969-70 New Orleans Saints, 1971-73 Chicago Bears, 1974-75 Seattle Seahawks, 1976
Dow, Ken, FB-DB	Washington Redskins, 1941
Durdan, Don, HB-DB	San Francisco 49ers, 1946-47
Eaton, Scott, DB-FL	New York Giants, 1967-71
Enyart, Bill, FB-LB	Buffalo Bills, 1969-70 Oakland Raiders, 1971
Evansen, Paul, G	San Francisco 49ers, 1948
Field, Harry, T	Chicago Cardinals, 1934-36
Francis, Joe, QB	Green Bay Packers, 1958-59
Franklin, Red, TB-DB	Brooklyn Dodgers, 1935-37
Freitas, Rocky, OG	Detroit Lions, 1968-77
Gotta, Jack	Saskatchewan Roughriders (Canada)
Gray, Bill, G	Washington Redskins, 1947-48
Grim, Bob, WR	New York Giants, 1972-74 Minnesota Vikings, 1967-71, 1977 Chicago Bears, 1975-76
Gunner, Harry, DE	Cincinnati Bengals, 1968-69 Chicago Bears, 1970
Hackenbruck, Johnny, T	Detroit Lions, 1940
Halverson, Bill, T	Philadelphia Eagles, 1942
Hanneman, Craig, DT-DE	Pittsburgh Steelers, 1972-74 New England Patriots, 1975-
Hogland, Doug, OG-OT	San Francisco 49ers, 1953-55 Chicago Cardinals, 1956-58 Detroit Lions, 1958

Horn, Bob, LB
 Hoss, Clark, TE
 Johnson, Roger, OE
 Koeper, Rich, OT
 Kolberg, Elmer, OE-DB-HB-DE
 Lewis, Jess, LB
 Lowe, Paul, HB

 Mann, Dave, HB-K
 Marsh, Amos, HB-FB

 Marshall, Chuck, DB
 McKalip, Bill, OE-DE-DB

 Moe, Hal, WB-DB
 Nairne, Rob, LB
 Nelson, Bill, DT
 Ossowski, Ted, T
 Pangle, Hal, FB-DB-LB
 Paulson, Dainard, DB
 Plumley, Neil, OT
 Preece, Steve, QB-DB

 Puddy, Hal, T
 Ramsey, Frank, T
 Rasley, Rocky, OG

 Redkey, Bob
 Rivera, Hank, DB

 Samuel, Don, DB-HB
 Seale, Paul
 Sears, Vic, DT-OT

 Schultz, Eberle, T-G

 Schwammel, Ade, T
 Scott, Lew, DB
 Stinnette, Jim, FB-LB
 Thomas, Aaron, TE-OE-WR

 Tsoutsouvas, Sam, C-LB
 Vanderbundt, Skip, LB
 Wendlick, Joe, DE-OE

 Wesley, Sam, HB
 West, Bill
 White, Alvin, QB-K

 Wickett, Lloyd, T
 Witte, John, T
 Younce, Len, G-LB

 San Francisco 49ers, 1976
 Philadelphia Eagles, 1972
 Portland Storm, 1974
 Saskatchewan Roughriders (Canada)
 Atlanta Falcons, 1966
 Philadelphia Eagles, 1939-40
 Houston Oilers, 1970
 Los Angeles Chargers, 1960
 San Diego Chargers, 1961-67
 Kansas City Chiefs, 1968-69
 Chicago Cardinals
 Dallas Cowboys, 1961-64
 Detroit Lions, 1965-57
 Denver Broncos, 1962
 Portsmouth Spartans, 1931-32
 Detroit Lions, 1934-36
 Chicago Cardinals, 1933
 Denver Broncos, 1977
 Los Angeles Rams, 1970-75
 New York Yankees, 1947
 Chicago Cardinals, 1935-38
 New York Jets, 1961-66
 Saskatchewan Roughriders (Canada)
 Los Angeles Rams, 1969-76
 Seattle Seahawks, 1977
 San Francisco 49ers, 1948
 Chicago Bears, 1945
 Detroit Lions, 1969-73
 New Orleans Saints, 1974-75
 Seattle Seahawks, 1976-77
 Calgary Stampeders (Canada)
 Oakland Raiders, 1962
 Buffalo Bills, 1963
 Pittsburgh Steelers, 1948-50
 Vancouver BC Lions (Canada)
 Philadelphia Eagles, 1941-43
 Brooklyn Tigers, 1944
 Philadelphia Eagles, 1945-53
 Philadelphia Eagles, 1940
 Pittsburgh Steelers, 1941-44
 Cleveland Rams, 1945
 Los Angeles Rams, 1946-47
 Green Bay Packers, 1934-37, 43-44
 Denver Broncos, 1966
 Denver Broncos, 1961-62
 San Francisco 49ers, 1961-62
 New York Giants, 1962-70
 Detroit Lions, 1940
 San Francisco 49ers, 1969-1976
 Philadelphia Eagles, 1940
 Pittsburgh Steelers, 1941
 Saskatchewan Roughriders (Canada)
 Saskatchewan Roughriders (Canada)
 Southern California Suns, 1975
 New Orleans Saints, 1976
 Detroit Lions, 1943, 1946
 Saskatchewan Roughriders (Canada)
 New York Giants, 1941-44, 46-48



Awards

OSU AWARD WINNERS

Rookie of the Year Winners

- | | |
|----------------------------|-----------------------------|
| 1958 – Dainard Paulson, TB | 1970 – Jim Lilly, DT |
| 1959 – Mike Kline, T | 1971 – Ray Taroli, HB |
| 1960 – Terry Baker, TB | 1972 – Greg Krpalek, C |
| 1961 – Leroy Whittle, HB | 1973 – Dennis Downey, DB |
| 1962 – Vern Burke, E | 1974 – Dave Brown, TE |
| 1963 – Ken Brusven, T | 1975 – Johnny Ray Jones, DB |
| 1964 – Paul Brothers, QB | 1976 – Kent Peyton, LB |
| 1965 – Jeff Hardrath, T | 1977 – Willie Johnson, TB |
| 1966 – Mark Waletich, DH | Chris Smith, TE |
| 1967 – Billy Main, WB | |
| 1968 – Craig Hanneman, T | |
| 1969 – Steve Endicott, QB | |

Most Improved Player Awards

- | | |
|---------------------------------|---------------------------------|
| 1958 – Ed Kaohelaulii, T | 1970 – Jeff Kolberg, SE (Off.) |
| 1959 – Marne Palmateer, BB | Mark Dippel, DT (Def.) |
| 1960 – Earl Woodward, T | 1971 – Roger Smith (Off.) |
| 1961 – Neil Plumley, T | 1972 – Rod Petersen, TE (Off.) |
| Roger Johnson, E | Bill Bartley, DH (Def.) |
| 1962 – Paul Seale, E | 1973 – Doug Doyle, OG (Off.) |
| 1963 – Ron Doman, G | J. Hackenbruck, DT (Def.) |
| 1964 – Cliff Watkins, HB | 1974 – Jeff Hart (Off.) |
| Fred Hauck (Def.) | Bob Horn (Def.) |
| 1965 – Thurman Bell, DH | 1975 – Greg Marshall, C (Off.) |
| 1966 – Wayne Valley, T | E. Richardson, DE (Def.) |
| 1967 – Bill Enyart, FB (Off.) | 1976 – Larry Winkler, OG (Off.) |
| Harry Gunner, E (Def.) | Tom Stevens, SS (Def.) |
| 1968 – Billy Main, WB (Off.) | 1977 – Karl Halberg, FL (Off.) |
| Larry Rich, SAF (Def.) | C. Smithey, DE (Def.) |
| 1969 – B. Huddleston, HB (Off.) | Kent Howe, LB (Def.) |
| Mel Easley, DH (Def.) | |

Attitude and Scholarship Awards

- | | |
|---------------------------|---------------------------|
| 1959 – Neil Plumley, T | 1971 – Bill Carlquist, WB |
| 1960 – Mike Kline, T | Jim Sherbert, DE |
| 1961 – Mike Dolby, G | 1972 – Mike Shannon, DG |
| 1962 – Jim Funston, T | 1973 – Lee Nielsen, DT |
| 1963 – Jeff Harris, T | Bill Cecil, RB |
| 1964 – Al Funston, G | 1974 – Bob Martin, DB |
| 1965 – Tim Osmer, DH | 1975 – Jay Locey, DB |
| 1966 – Tom Coccione, E | Dennis Boyd, DT |
| 1967 – Dave Marlette, G | Steve Gervais, QB |
| 1968 – Bill Enyart, FB | 1976 – Jay Locey, FS |
| Jerry Belcher, E | 1977 – Greg Marshall, DT |
| Bob Mayes, HB | |
| 1969 – Dale Branch, DT | |
| 1970 – Scott Freeburn, DT | |
| Bob Jossis, DG | |

Outstanding Freshman Awards

- | | |
|----------------------------|-----------------------------|
| 1961 – Gordon Queen, QB | 1971 – Mark Wickert, DH |
| 1962 – Jim Smith, DH | 1972 – Bob Horn, LB |
| 1963 – Greg Hartman, DE | 1973 – Lee Overton, FL |
| 1964 – Bob Mayes, HB | 1974 – Larry Dozier, TB |
| 1965 – Steve Preece, QB | 1975 – Cory Osenga, LB |
| 1966 – Sal Cirrincione, HB | 1976 – Scott Richardson, QB |
| 1967 – Gary Barton, QB | 1977 – Willie Johnson, TB |
| 1968 – Dennis Draper, DH | Chris Smith, TE |
| 1969 – Fred Stewart, OG | |
| 1970 – Roger Hall, SE | |

Most Valuable Players at OSU

- | | |
|----------------------------------|----------------------------------|
| 1949 – Dick Gray, HB | 1970 – Dave Schilling, FB (Off.) |
| 1950 – Sam Baker, FB | C. Hanneman, DT (Def.) |
| 1951 – Sam Baker, FB | 1971 – Jeff Kolberg, SE (Off.) |
| 1952 – Sam Baker, FB | Steve Brown, LB (Def.) |
| 1953 – Ralph Carr, HB | 1972 – Rob Jurgenson, OG (Off.) |
| 1954 – Ron Aschbacher, T | Steve Brown, LB (Def.) |
| 1955 – Ron Siegrist, QB | 1973 – Dick Maurer, FB (Off.) |
| 1956 – Joe Francis, HB | Craig Fair, LB (Def.) |
| 1957 – Joe Francis, HB | 1974 – Elvin Momon, TB (Off.) |
| 1958 – Ted Bates, T | J. Hackenbruck, DT (Def.) |
| 1959 – Dainard Paulson, HB | 1975 – Mike Kobielsky, OG (Off.) |
| 1960 – Chuck Marshall, FB | Bob Horn, LB (Def.) |
| 1961 – Terry Baker, QB | Jim Walker, Off. line |
| 1962 – Terry Baker, QB | Lee Overton, Off. back |
| 1963 – Vern Burke, E | Greg Marshall, Def. line |
| 1964 – Dan Espalin, SAF | Jay Locey, Def. back |
| 1965 – Pete Pifer, FB | Kerry Justin, Def. back |
| 1966 – Pete Pifer, FB | 1977 – Vern Ward, Off. line |
| 1967 – S. Vanderbundt, LB (Def.) | James Fields, Off. back |
| Steve Preece, QB (Off.) | Greg Marshall, Def. line |
| 1968 – Steve Preece, QB (Off.) | Tom Stevens, Def. back |
| Jon Sandstrom, G (Def.) | Lenny Holmes, Def. back |
| 1969 – Billy Main, WB (Off.) | |
| Jess Lewis, T (Def.) | |

OSU Football Captains

- | | |
|---------------------------------|----------------------------------|
| 1893 – No Record | 1950 – Arvid Niemi (for Stan |
| 1894 – No Record | McGuire who was killed |
| 1895 – A. J. Stimpson | prior to season.) |
| 1896 – A. J. Stimpson | 1951 – John Thomas |
| 1897 – Daniel Bodine | 1952 – Jim Cordial |
| 1898 – No Record | 1953 – LaVerne Ferguson |
| 1899 – Fred Walters | 1954 – Wes Ediger, Jim Withrow |
| 1900-01 – No football-athletics | 1955 – Ron Siegrist, Howard |
| prohibited by Regents | Buettgenback |
| 1902 – John Gault | 1956 – Dick Corrick, Gerry Laird |
| 1903 – John Gault | 1957 – Ted Searle |
| 1904 – Bert Pilkington | 1958 – Buzz Randall, Jim |
| 1905 – Bert Pilkington | Brackins. Randall died |
| 1906 – Herb Root | before season began. |
| 1907 – Leonard Darby | 1960 – Doug Bashor |
| 1908 – Frank Pendergrass | 1961 – Mike Kline |
| 1909 – Carl Wolff | 1962 – George Gness |
| 1910 – James Evenden | 1963 – Bruce Williams |
| 1911 – Bird Howley | 1964 – Dick Ruhl, Booker |
| 1912 – Tom E. May | Washington |
| 1913 – Otto Sitton | 1965 – Jock O'Billovich, Cliff |
| 1914 – James Shaw | Watkins |
| 1915 – Gus Hofer | 1966 – Bob Grim, Russ Kuhns |
| 1916 – Brewer Billie | 1967 – Dave Marlette, Skip |
| 1917 – Lee Bissett | Vanderbundt |
| 1918 – Meier Newman | 1968 – Steve Preece, Jon |
| 1919 – Raymond Archibald | Sandstrom |
| 1920 – Henry Rearden | 1969 – Mike White, Jess Lewis |
| 1921 – Chuck Rose | 1970 – Craig Hanneman |
| 1922 – Gap Powell | 1971 – Jim Sherbert, Rob |
| 1923 – Percy Locey | Jurgenson |
| 1924 – Millard Scott | 1973 – Steve Brown, Rob |
| 1925 – No captains elected | Jurgenson |
| full season. This continued | 1973 – Rod Petersen, Jim Mott |
| on through Lon Stiner years | 1974 – Greg Krpalek, Jerry |
| 1933-1949. Stiner normally | Hackenbruck |
| appointed individual cap- | 1975 – Bob Horn, Mike Kobielsky |
| tains for each game. | 1976 – Jay Locey, Lee Overton |
| 1949 – Tom DeSylvia | 1977 – Greg Marshall, Jim Walker |

OSU Concensus All-Americans

John Witte	1956	Tackle
Ted Bates	1958	Tackle
Terry Baker	1962	Quarterback
Vern Burke	1963	End
John Didion	1968	Center

OTHERS WHO MADE AT LEAST ONE 1ST TEAM A-A

Gap Powell	1921	Fullback
Howard Maple	1928	Quarterback
Ade Schwammel	1933	Tackle
Red Franklin	1933	Halfback
Vic Sears	1940	Tackle
Bill Gray	1946	Center
Jack O'Billovich	1964	Linebacker
Jon Sandstrom	1967	Guard
Jess Lewis	1967	Tackle
Bill Enyart	1968	Fullback
Steve Brown	1972	Linebacker

OTHERS WHO MADE 2ND TEAM A-A ON AP

Quentin Greenough	1941	Center
Rich Koeper	1964	Tackle
Craig Hanneman	1970	Tackle

OSU Participants Coaches All-America Bowl

(Lubbock, Texas)

1973 — Steve Brown, lb	1969 — Bill Enyart, fb
1972 — Jack Turnbull, c	1968 — Harry Gunner, e
1972 — Clark Hoss, e	1968 — Skip Vanderbundt, lb
1971 — Craig Hanneman, t	1967 — Rockne Freitas, t
1970 — Jess Lewis, t	1967 — Bobby Grim, hb
1970 — Mel Easley, hb	1965 — Len Frketich, e
1969 — John Didion, c	1962 — Hank Rivera, hb
1969 — John Sandstrom, g	1961 — Aaron Thomas, e

Senior Bowl

Mobile, Alabama

1970 — Mike White, c	1967 — Bobby Grim, b
1969 — Bill Enyart, b	(Outstanding back)
1969 — John Didion, c	1965 — Len Frketich, e
1969 — Jon Sandstrom, g	1962 — Hank Rivera, b
	1961 — Aaron Thomas, e

North-South Shrine Game

(Miami, Florida)

1972 — Mike Shannon, g

Blue-Gray Game

(Montgomery, Alabama)

1975 — Bob Horn, LB
1976 — Dennis Boyd, DE

Challenge Bowl

(Seattle, Washington)

1977 — Jim Walker, C
1977 — Vern Ward, OT
1977 — Larry Winkler, OG

1977 — Gene Dales, LB
1977 — Kerry Justin, LB

East-West Shrine Game Players

1926	Percy Locey, T	1953	John Thomas, E
1930	Carl Gilmore, HB	1954	Sam Baker, FB
	Russ Stiff, E	1955	Ron Aschbacher, T
	Bill McKalip, E	1958	Joe Francis, HB
1932	Kenneth Hammer, C		Nub Beamer, FB
1934	Harry Field, T		Dave Jesmer, T
	Ade Schwammel, T	1959	Ted Bates, T
	Pierre Bowman, HB	1960	Aaron Thomas, E
1938	Elmer Kolberg, FB	1961	Hank Rivera, HB
	Joe Gray, HB	1963	Vern Burke, E
1939	Joe Wendlick, E	1965	Jack O'Billovich, LB
	Prescott Hutchins, G	1966	Pete Pifer, FB
1941	Vic Sears, T		Bob Grim, WR
	Leonard Younce, G		Jim Wilkin, T
	Jim Kisselburgh, FB	1967	Skip Vanderbundt, LB
1943	Lloyd Wickett, T		Harry Gunner, E
	Choc Shelton, FB	1968	Bill Enyart, FB
1944	Quentin Greenough, C		John Didion, C
	Boyd Clement, C		Jon Sandstrom, G
1946	Bob Stevens, HB	1969	Jess Lewis, T
1947	Dick Lorenz, E		Mel Easley, HB
	Martin Chaves, G	1970	Craig Hanneman, T
1948	Ted Ossowski, T	1971	Jack Turnbull, C
1949	Paul Evensen, G		Dave Schilling, FB
1950	Bill Austin, T		Jim Sherbert, E
	Ken Carpenter, HB	1972	Steve Brown, LB
	Tom DeSylvia, G		Jim Lilly, HB
1952	Dick Gray, HB		Bill Bartley, HB
	Jim Clark, G	1974	Jeff Hart, T
	Herman Clark, T	1975	Bob Horn, LB
		1976	Jay Locey, S
			Dennis Boyd, DE

Pop Warner Award Winners

(For outstanding senior football player on Pacific Coast)

1949	Eddie LeBaron, College of Pacific
1950	Russ Pomeroy, Stanford
1951	Ollie Matson, USF
1952	Jim Sears, USC
1953	Bob Garrett, Stanford
1954	George Shaw, Oregon
1955	Bob Davenport, UCLA
1956	Jon Arnett, USC
1957	JOE FRANCIS, OREGON STATE
1958	Joe Kapp, California
1959	Chris Burford, Stanford
1960	Bill Kilmer, UCLA
1961	Chon Gallegos, San Jose State
1962	TERRY BAKER, OREGON STATE
1963	VERN BURKE, OREGON STATE
1964	Craig Morton, California
1965	Mike Garrett, USC
1966	PETE PIFER, OREGON STATE
1967	Gary Beban, UCLA
1968	O. J. Simpson, USC
1969	Don Parish, Stanford
1970	Jim Plunkett, Stanford
1971	Jeff Siemon, Stanford
1972	Mike Rae, USC
1973	Lynn Swann, USC
1974	Anthony Davis, USC
1975	Chuck Muncie, California
1976	Ricky Bell, USC
1977	Guy Benjamin, Stanford

Hula Bowl

[Honolulu, Hawaii]

- | | |
|-----------------------------|--------------------------|
| 1948 – Dick Miller, e | 1969 – Jon Sandstrom, g |
| 1952 – Jim Clark, t | 1969 – John Didion, c |
| 1958 – Ted Searle, b | 1969 – Bill Enyard, b |
| 1958 – Joe Francis, b | (Outstanding back) |
| 1959 – Ted Bates, t | 1970 – Dale Branch, t |
| 1960 – Ed Kaohelaulii, t | 1970 – Billy Main, wb |
| 1963 – George Gness, g | 1971 – Craig Hanneman, t |
| 1964 – Vern Burke, e | 1972 – Jack Turnbull, c |
| 1965 – Rich Koeper, t | 1972 – Jim Sherbert, e |
| 1966 – Jack O’Billovich, lb | 1973 – Steve Brown, lb |
| 1967 – Skip Diaz, g | 1974 – Greg Krpalek, c |
| 1967 – Rockne Freitas, c | 1976 – Dennis Boyd, de |
| 1967 – Pete Pifer, b | |
| 1968 – Harry Gunner, e | |
| (Outstanding Lineman) | |
| 1968 – Skip Vanderbundt, lb | |

College All-Star Game

(Chicago, Illinois)

- | | |
|-----------------------------|--------------------------|
| 1961 – Aaron Thomas, e | 1969 – Jon Sandstrom, g |
| 1962 – Hank Rivera, hb | 1969 – John Didion, c |
| 1963 – Terry Baker, qb | 1970 – Mel Easley, hb |
| 1965 – Len Frketich, e | 1970 – Jess Lewis, t |
| 1967 – Bobby Grim, hb | 1971 – Craig Hanneman, t |
| 1967 – Rockne Freitas, t | 1974 – Jeff Hart, t |
| 1968 – Skip Vanderbundt, lb | |
| 1968 – Harry Gunner, e | |
| 1969 – Bill Enyard, fb | |

Voit Memorial Trophy Winners

(For outstanding football player on Pacific Coast)

- | | |
|---------------------------------|----------------------------------|
| 1961 – Bill McCall (Stanford) | 1965 – Mike Garrett (USC) |
| 1952 – Jim Sears (USC) | 1966 – PETE PIFER (OSU) |
| 1953 – Bobby Garrett, Stanford | 1967 – Gary Beban (UCLA) |
| 1954 – Paul Larson (California) | 1968 – O.J. Simpson (USC) |
| 1955 – Jon Arnett (USC) | 1969 – Jim Plunkett (Stanford) |
| 1956 – Jon Arnett (USC) | 1970 – Jim Plunkett (Stanford) |
| 1957 – Dick Dallen (UCLA) | 1971 – Don Bunce (Stanford) |
| 1958 – Joe Kapp (California) | 1972 – Anthony Davis (USC) |
| 1959 – Bob Schloredt (Wash.) | 1973 – Kermit Johnson (UCLA) |
| 1960 – Bill Kilmer (UCLA) | 1974 – Anthony Davis (USC) |
| 1961 – Hugh Campbell (WSU) | 1975 – Chuck Muncie (California) |
| 1962 – TERRY BAKER (OSU) | 1976 – Ricky Bell, USC |
| 1963 – VERN BURKE (OSU) | 1977 – Guy Benjamin, Stanford |
| 1964 – Craig Morton (Cal.) | |

Hayward Award Winners—Football

(Hayward Award is given annually by Oregon Sportswriters and Sportscasters to outstanding athlete in state of Oregon. Following athletes from sport of football have won the award.)

- 1954 – George Shaw (Oregon)
- 1957 – JOE FRANCIS (OREGON STATE)
- 1958 – TED BATES (OREGON STATE)
- 1961 – TERRY BAKER (OREGON STATE)
- 1966 – PETE PIFER (OREGON STATE)
- 1969 – JESS LEWIS (OREGON STATE)

Heisman Award Winners

(Outstanding College Football Player of America)

- | | |
|---|---|
| 1935 — Jay Berwanger, hb
Chicago | 1956 — Paul Hornung, qb,
Notre Dame |
| 1935 — Larry Kelley, e, Yale | 1957 — John Crow, fb, Texas
A & M |
| 1937 — Clint Frank, hb, Yale | 1958 — Pete Dawkins, hb, Army |
| 1938 — Davey O'Brien, qb,
Texas Christian | 1959 — Billy Cannon, hb, LSU |
| 1939 — Nile Kinnick, hb, Iowa | 1960 — Joe Bellino, hb, Navy |
| 1940 — Tom Harmon, hb,
Michigan | 1961 — E. Davis, hb, Syracuse |
| 1941 — Bruce Smith, hb,
Minnesota | 1962 — TERRY BAKER, QB,
OREGON STATE |
| 1942 — Frank Sinkwich, hb,
Georgia | 1963 — Roger Staubach, qb,
Navy |
| 1943 — Angelo Bertelli, qb,
Notre Dame | 1964 — John Huart, qb,
Notre Dame |
| 1944 — Les Horvath, qb, Ohio
State | 1965 — Mike Garrett, hb, USC |
| 1945 — Doc Blanchard, fb, Army | 1966 — Steve Spurrier, qb, Fla. |
| 1946 — Glenn Davis, hb, Army | 1967 — Gary Beban, qb, UCLA |
| 1947 — Johnny Lujack, qb, Notre
Dame | 1968 — O. J. Simpson, hb, USC |
| 1948 — Doak Walker, hb,
Southern Methodist | 1969 — Steve Owens, fb, Okla. |
| 1949 — Leon Hart, e, Notre
Dame | 1970 — Jim Plunkett, qb,
Stanford |
| 1950 — Vic Janowicz, hb, Ohio
State | 1971 — Pat Sullivan, qb, Auburn |
| 1951 — Dick Kazmaier, hb,
Princeton | 1972 — Johnny Rodgers, hb,
Nebraska |
| 1952 — Billy Vessels, hb,
Oklahoma | 1973 — John Cappaletti, hb,
Penn State |
| 1953 — Johnny Lattner, hb,
Notre Dame | 1974 — Archie Griffin, hb, Ohio
State |
| 1954 — Alan Ameche, fb,
Wisconsin | 1975 — Archie Griffin, hb, Ohio
State |
| 1955 — Howard Cassady, hb,
Ohio State | 1976 — Tony Dorsett, hb,
Pittsburgh |
| | 1977 — Earl Campbell, fb, Texas |

BY GEOGRAPHICAL SECTIONS

Midwest..... 16	Southwest..... 4
East..... 10	South..... 4
Pacific Coast..... 5	Big Eight..... 3

Liberty Bowl Classic

[Memphis, Tenn.
PAST SCORES

- 1977 — Nebraska 21, North Carolina 17
- 1976 — Alabama 34, UCLA 7
- 1975 — USC 20, Texas A & M 0
- 1974 — Tennessee 7, Maryland 3
- 1973 — North Carolina State 31, Kansas 18
- 1971 — Tennessee 14, Arkansas 13
- 1970 — Tulane 17, Colorado 3
- 1969 — Colorado 47, Alabama 33
- 1968 — Mississippi 34, Virginia Tech 17
- 1967 — North Carolina State 14, Georgia 7
- 1966 — Miami 14, Virginia Tech 7
- 1965 — Mississippi 13, Auburn 7
- 1964 — Utah 32, West Virginia 6
- 1963 — Miss. State 16, North Carolina State 12
- 1962 — OREGON STATE 6, Villanova 0*
- 1961 — Syracuse 15, Miami 14
- 1960 — Penn State 41, Oregon 12
- 1959 — Penn State 7, Alabama 0

*(NOTE: The 1962 Liberty Bowl game at Philadelphia had the longest run from scrimmage ever made in a bowl game: Terry Baker of Oregon State ran 99 yards for the 6-0 score over Villanova. The Liberty Bowl is the only bowl to ever have the Heisman trophy winner two years in succession: Ernie Davis of Syracuse in 1961 and Terry Baker of Oregon State in 1962.)


OSU All-Coast Players

1926	Jim Dixon, T	1957	Joe Francis, TB
1930	Bill McKalip, E		Buzz Randall, C
1932	Hal Moe, HB	1958	Ted Bates, T
1936	Ed Strack, G	1962	Rich Koeper, T
1937	Joe Gray, HB		Terry Baker, QB
1938	Prescott Hutchins, G	1963	Vern Burke, SE
	Joe Wendlick, E	1964	Jack O'Billovich, LB
1939	Eberle Schultz, G	1966	Pete Pifer, FB
	Jim Kisselburgh, FB	1967	Jon Sandstrom, OG
1940	Len Younce, G		Jess Lewis, DT
1941	Quentin Greenough, C	1968	John Didion, C
	Don Durdan, HB		Bill Enyart, FB
	George Peters, QB	1969	Mike White, C
1942	Joe Day, FB		Mel Easley, DB
1948	Bill Austin, T	1970	Craig Hanneman, DT
	Don Samuel, HB		Jim Lilly, DB
1949	Ken Carpenter, HB	1971	Dave Schilling, FB
1950	John Thomas, E		Jack Turnbull, C
1951	Herman Clark, T		Jim Sherbert, DE
1952	Sam Baker, FB	1972	Bill Barley, DB
1953	Ron Aschbacher, T		Steve Brown, LB
1956	Earnel Durden, HB	1973	Greg Krpalek, C
	John Witte, T	1974	Dave Brown, TE
		1975	Bob Horn, LB
		1976	Jay Locey, S

OSU Athletic Directors

1918-19 — T. P. "Ted" Cramer
 1919-22 — Jimmy Richardson
 1922-32 — Carl Lodell
 1937-47 — Percy Locey

1947-64 — R. S. "Spec" Keene
 1964-66 — A. T. "Slats" Gill
 1966-76 — Jim Barratt
 1976- — Dee Andros




Percy Locey, 1937-47



R. S. "Spec" Keene, 1947-64



Slats Gill, 1964-66



Jim Barratt, 1965-1975

Past Results 1893-1977

OSU Scores listed first from 1946 to present. "H" (home), "A" (Away), "P" (Portland), "B" (Boise), "S" (Spokane).

1893

OSC 62 Albany College 0 H
 OSC 36 Monmouth Col. 22 A
 OSC 28 Monmouth Col. 0 H
 OSC 6 A.C. Jrs. 0
 OSC 12 Portland U. 26
 (4-1-0)
 COACH - Bloss

1894

OSC 16 Oregon 0
 OSC 0 Portland U. 22
 OSC 36 Monmouth Col. 6 A
 (2-1-0)
 COACH - Kennedy

1895

OSC 0 Pacific 0
 OSC 6 Willamette 36 A
 OSC 0 Oregon 44
 (0-2-1)
 COACH - Downing

1896

OSC 18 Ft. Vancouver 0 H
 OSC 0 Oregon 2 A
 OSC 8 Oregon 12 H
 (1-2-0)
 COACH - Cade

1897

OSC 26 Oregon 8 A
 OSC 16 Washington 0 H
 (2-0-0)
 COACH - Bloss

1898

OSC 25 Albany College 6 H
 OSC 5 Forest Grove 5 H
 OSC 6 Chem. Indians 29 H
 OSC 0 Oregon 38 H
 (1-2-1)
 NO COACH

1899

OSC 10 Willamette 0 H
 OSC 47 Albany College 0 H
 OSC 0 Multnomah A.C. 5 H
 OSC 0 Oregon 38 A
 OSC 18 Chem. Indians 17 H
 (3-2-9)
 COACH - Stickney

1900

No football - athletics prohibited by regents

1901

No varsity games - 2nd team played only

1902

OSC 67 Willamette 0 H
 OSC 6 Washington 16 A
 OSC 0 Oregon 0 H

OSC 21 Willamette 0 A
 OSC 33 McMinnville 0 H
 OSC 31 Pacific 0 H
 (4-1-1)
 COACH - Herbold

1903

OSC 0 Washington 5 H
 OSC 0 Multnomah A.C. 16 P
 OSC 0 Albany College 6 A
 OSC 0 Pacific 0
 OSC 6 Wash. State 0 H
 OSC 0 Oregon 5 A
 OSC 15 Nevada 0 H
 (2-4-1)
 COACH - McFadden

1904

OSC 11 Alumni 0 H
 OSC 22 Portland Meds. 0 H
 OSC 26 Washington 5 A
 OSC 45 Utah Aggies 0 H
 OSC 5 Oregon 6 H
 OSC 10 Multnomah A.C. 11 P
 (4-2-0)
 COACH - Steckle

1905

OSC 10 Alumni 6 H
 OSC 18 Chemawa 0 H
 OSC 58 Whitman 0 H
 OSC 29 Wash. St. 0 (Salem)
 OSC 0 California 10 A
 OSC 0 Oregon 6 A
 OSC 28 Willamette 0 H
 OSC 18 Washington 0 A
 OSC 5 Multnomah A.C. 6 P
 (6-3-0)
 COACH - Steckle

1906

OSC 24 Albany A.C. 0 H
 OSC 16 Alumni 0 H
 OSC 0 Washington 0 A
 OSC 28 Pacific 0 H
 OSC 9 Columbia A.C. 0 H
 OSC 0 Oregon 0 H
 OSC 0 Willamette 4 A
 (4-1-2)
 COACH - Norcross

1907

OSC 26 Astoria A.C. 0 H
 OSC 6 Whitman 0 H
 OSC 49 Pacific 0 H
 OSC 4 Oregon 0 A
 OSC 42 Willamette 0 H
 OSC 10 St. Vincent 0 (L.A.)
 (6-0-0)
 COACH - Norcross

1909

OSC 0	Alumni 0	H
OSC 21	Pacific 0	H
OSC 12	Catholic YMCA 0	H
OSC 10	Whitman 6	A
OSC 0	Washington 21	H
OSC 0	Oregon 12	A
OSC 11	Multnomah A.C. 8	P
	(4-2-1)	
COACH — Metzger		

1908

OSC 0	Alumni 0	H
OSC 26	Puget Sound 0	H
OSC 10	Columbia A.C. 0	H
OSC 28	Willamette 0	H
OSC 9	Whitman 0	H
OSC 9	Oregon 8	P
OSC 0	Washington 32	A
OSC 10	Multnomah A.C. 11	P
	(4-3-1)	
COACH — Norcross		

1910

OSC 0	Alumni 0	H
OSC 9	Willamette 6	A
OSC 9	Wash. State 3	P
OSC 9	Whitman 0	H
OSC 0	Oregon 12	H
OSC 0	Washington 22	A
	(3-2-1)	
COACH — Schildmiller		

1911

OSC 2	Alumni 3	H
OSC 26	Pacific 0	H
OSC 75	Chem. Indians 6	H
OSC 0	Washington 34	A
OSC 6	Wash. State 0	H
OSC 5	Willamette 3	H
OSC 5	Whitman 3	A
	(5-2-0)	
COACH — Dolan		

1912

OSC 2	Alumni 0	H
OSC 0	Multnomah A.C. 9	P
OSC 9	Wash. State 10	A
OSC 3	Washington 9	P
OSC 20	Whitman 3	H
OSC 0	Oregon 3	(Albany)
OSC 23	Occidental 6	(L.A.)
	(3-4-0)	
COACH — Dolan		

1913

OSC 0	Alumni 0	H
OSC 0	Multnomah A.C. 6	P
OSC 7	Multnomah A.C. 7	H
OSC 29	Whitman 3	A
OSC 0	Washington 47	A
OSC 10	Oregon 10	(Albany)
OSC 10	Wash. State 2	H
OSC 3	Idaho 0	H
	(3-2-3)	
COACH — Stewart		

1914

OSC 12	Alumni 0	H
OSC 12	Rooks 0	
OSC 10	Multnomah 6	A
OSC 64	Willamette 0	H
OSC 7	Wash. State 0	A
OSC 0	Wash. 0	(Albany)
OSC 26	Idaho 0	P
OSC 3	Oregon 3	H
OSC 38	Southern Cal. 6	A
	(7-0-2)	
COACH — Stewart		

1915**Beginning of
Pacific Coast Conference**

OSC 3	Alumni 0	H
OSC 69	Willamette 0	H
OSC 34	Whitman 7	H
OSC 0	Wash. State 29	H
OSC 20	Michigan Aggies 0	A
OSC 40	Idaho 0	H
OSC 0	Oregon 9	A
OSC 0	Syracuse 28	P
	(5-3-0)	
COACH — Stewart		

1916

OSC 7	Alumni 13	H
OSC 0	Multnomah A.C. 3	H
OSC 26	Idaho 0	A
OSC 13	Wash. State 10	A
OSC 7	Nebraska 17	P
OSC 23	Whitman 0	H
OSC 0	Washington 35	A
OSC 0	Oregon 27	H
OSC 16	Southern Cal. 7	A
	(4-5-0)	
COACH — Pipal		

1917

OSC 34	Field Hospital Corps of Vancouver Bar- racks 0	H
OSC 26	Idaho 6	(Pendleton)
OSC 3	California 14	A
OSC 6	Multnomah A.C. 0	H
OSC 0	Wash. State 6	H
OSC 0	Washington 0	A
OSC 14	Oregon 7	P
	(4-2-1)	
COACH — Pipal		

1918

OSC 7	Vancouver Bar's 0	
OSC 6	Camp Lewis 21	(American Lake)
OSC 14	Standifer Shipbuild- ers 0	
OSC 6	Oregon 13	H
OSC 0	Washington 6	A
OSC 0	Multnomah A.C. 6	P
	(2-4-0)	
COACH — Hargiss		

1919

OSC 0	Alumni 0	H
OSC 21	Rooks 0	H
OSC 46	Pacific 6	H
OSC 6	Stanford 14	H
OSC 14	California 21	A
OSC 0	Multnomah A.C. 14	H
OSC 0	Oregon 9	A
OSC 6	Wash. State 0	P
OSC 50	Gonzaga 0	H

COACH – Hargiss

1920

OSC 0	Multnomah A.C. 0	H
OSC 3	Washington 0	A
OSC 7	California 17	H
OSC 0	Wash. State 28	
OSC 0	Oregon 0	
OSC 10	Multnomah A.C. 7	P

(2-2-2)

COACH – Rutherford

1921

OSC 68	Rooks 7	H
OSC 68	Chem. Indians 0	H
OSC 7	Multnomah A.C. 7	H
OSC 54	Willamette 0	A
OSC 24	Washington 0	H
OSC 7	Stanford 14	A
OSC 3	Wash. State 7	H
OSC 0	Oregon 0	A
OSC 0	Southern Cal. 7	

(Pasadena)

(4-3-2)

COACH – Rutherford

1922

OSC 22	Alumni 6	H
OSC 3	Pacific 0	H
OSC 3	Washington 14	A
OSC 0	Stanford 6	H
OSC 0	Multnomah A.C. 6	P
OSC 0	Oregon 10	H
OSC 16	Wash. State 0	P

(3-4-0)

COACH – Rutherford

1923

OSC 12	Pacific 0	H
OSC 0	Multnomah A.C. 0	H
OSC 13	Alumni 0	H
OSC 0	California 26	A
OSC 0	Washington 14	H
OSC 0	Idaho 7	(Boise)
OSC 3	Wash. State 3	P
OSC 6	Oregon 0	A
OSC 12	Multnomah A.C. 0	P
OSC 9	Hawaiian All-Stars	

14 (Honolulu)

OSC 0	Hawaii 7	(Honolulu)
-------	----------	------------

(4-5-2)

COACH – Rutherford

1924

OSC 41	Whitman 0	(Pendlt'n)
OSC 7	Multnomah A.C. 6	H
OSC 3	Southern Cal. 17	P
OSC 3	Washington 6	A
OSC 0	Idaho 22	H
OSC 14	Wash. State 13	P
OSC 3	Oregon 7	H
OSC 0	Nebraska 14	A

(3-5-0)

COACH – Schissler

1925

OSC 51	Willamette 0	
OSC 22	Gonzaga 0	H
OSC 62	Whitman 0	P
OSC 10	Stanford 26	A
OSC 27	Montana 7	H
OSC 56	Pacific 0	
OSC 24	Oregon 13	A
OSC 16	Idaho 7	(Boise)
OSC 0	Southern Cal. 28	A

(7-2-0)

COACH – Schissler

1926

OSC 67	Multnomah A.C. 0	H
OSC 49	Montana 0	A
OSC 23	Gonzaga 6	H
OSC 27	California 7	A
OSC 3	Idaho 0	P
OSC 7	Southern Cal. 17	P
OSC 16	Oregon 0	H
OSC 29	Marquette 0	A

(7-1-0)

COACH – Schissler

1927

OSC 25	California Aggies 6	H
OSC 12	Southern Cal. 13	A
OSC 6	Stanford 20	P
OSC 13	Wash. State 6	H
OSC 21	Oregon 7	A
OSC 7	Idaho 12	P
OSC 14	Carnegie Tech 14	P

(3-3-1)

COACH – Schissler

1928

OSC 14	California Aggies 0	H
OSC 0	Southern Cal. 19	A
OSC 41	Columbia U. 0	P
OSC 46	Pacific 0	P
OSC 7	Wash. State 9	A
OSC 29	Washington 0	A
OSC 44	Montana 0	H
OSC 0	Oregon 12	H
OSC 25	New York U. 13	A

(6-3-0)

COACH – Schissler

1929

OSC 37	Willamette 6	H
OSC 19	California Aggies 0	H
OSC 7	Southern Cal. 21	A
OSC 71	Columbia U. 7	H
OSC 7	Stanford 40	A
OSC 27	Idaho 0	H
OSC 0	Wash. State 9	P
OSC 0	Oregon 16	A
OSC 14	Detroit U. 7	A
	(5-4-0)	
COACH	— Schissler	

1930

OSC 48	Willamette 0	H
OSC 16	Gonzaga 6	H
OSC 7	Southern Cal. 27	A
OSC 20	California Aggies 0	H
OSC 7	Stanford 13	A
OSC 57	Pacific 0	H
OSC 7	Wash. State 14	P
OSC 15	Oregon 0	H
OSC 19	UCLA 0	A
OSC 12	West Virginia 0	H
	(7-3-0)	
COACH	— Schissler	

1931

OSC 76	Willamette 0	H
OSC 16	Colorado 0	P
OSC 0	Southern Cal. 30	A
OSC 25	Linfield 0	H
OSC 7	Stanford 25	A
OSC 37	Oregon Normal 0	H
OSC 6	Wash. State 7	P
OSC 19	Montana 0	H
OSC 0	Oregon 0	A
OSC 12	Utah 0	P
	(6-3-1)	
COACH	— Schissler	

1932

OSC 19	Gonzaga 16	A
OSC 32	Willamette 0	H
OSC 0	Stanford 27	P
OSC 0	Southern Cal. 10	A
OSC 6	Wash. State 7	H
OSC 20	West Coast Army 9	H
OSC 6	Oregon 12	H
OSC 35	Montana 6	A
OSC 6	Fordham 8	A
OSC 6	Detroit U. 14	A
	(4-6-0)	
COACH	— Schissler	

1933

OSC 21	Ashland Normal 0	H
OSC 21	Willamette 0	H
OSC 20	Montana 0	H
OSC 0	Gonzaga 0	P
OSC 12	San Francisco U. 7	A
OSC 0	Southern Cal. 0	P
OSC 2	Wash. State 0	H
OSC 3	Oregon 13	P
OSC 9	Fordham 6	A
OSC 0	Nebraska 22	A
	(6-2-2)	
COACH	— Stiner	

1934

OSC 13	Willamette 0	H
OSC 19	Pacific 0	H
OSC 0	San Francisco U. 10	H
OSC 0	Stanford 17	P
OSC 39	Columbia U. 12	H
OSC 6	Southern Cal. 6	A
OSC 0	Wash. State 31	A
OSC 7	Washington 14	A
OSC 6	Oregon 9	P
OSC 7	Montana 7	H
OSC 7	UCLA 25	A
	(3-6-2)	
COACH	— Stiner	

1935

OSC 31	Linfield 0	H
OSC 26	Willamette 0	H
OSC 7	UCLA 20	P
OSC 13	Southern Cal. 7	A
OSC 33	Gonzaga 6	H
OSC 13	Wash. State 26	P
OSC 19	Portland U. 2	H
OSC 0	Oregon 13	A
OSC 13	Idaho 0	H
OSC 0	Montana 0	A
OSC 20	Nebraska 26	A
	(6-4-1)	
COACH	— Stiner	

1936

OSC 7	Southern Cal. 38	A
OSC 13	Willamette 0	H
OSC 0	California 7	H
OSC 7	Washington 19	A
OSC 13	UCLA 22	A
OSC 11	Montana 7	H
OSC 16	Wash. State 6	A
OSC 15	Stanford 20	P
OSC 18	Oregon 0	H
OSC 14	Nebraska 32	P
	(4-6-0)	
COACH	— Stiner	

1937

OSC 6	Idaho 7	A
OSC 6	California 24	A
OSC 6	Washington 3	A
OSC 7	UCLA 7	H
OSC 14	Oregon 0	A
OSC 0	Stanford 0	A
OSC 20	Willamette 0	H
OSC 12	Southern Cal. 12	A
OSC 0	Wash. State 7	H
	(3-3-3)	
COACH	— Stiner	

1938

OSC 0	Idaho 13	H
OSC 0	USC 7	A
OSC 19	Portland U. 0	H
OSC 13	Washington 6	H
OSC 7	Wash. State 6	P
OSC 7	California 13	A
OSC 6	Stanford 0	H
OSC 14	Oregon 0	P
OSC 6	UCLA 6	A
	(5-3-1)	
COACH	— Stiner	

1939

OSC 12	Stanford 0	A
OSC 7	Idaho 6	H
OSC 14	Portland U. 12	P
OSC 13	Washington 7	A
OSC 13	Wash. State 0	H
OSC 7	USC 19	P
OSC 18	Oregon 14	A
OSC 21	California 0	H
OSC 13	UCLA 13	A
OSC 28	Ha. All-Stars 0	A
OSC 39	U. of Hawaii 6	A

COACH — Stiner

1940

OSC 41	Idaho 0	H
OSC 0	USC 0	A
OSC 26	Portland U. 0	H
OSC 0	Washington 19	A
OSC 7	UCLA 0	A
OSC 19	California 13	A
OSC 21	Wash. State 0	H
OSC 14	Stanford 28	A
OSC 0	Oregon 20	H

COACH — Stiner

1941

OSC 7	USC 13	A
OSC 9	Washington	P
OSC 10	Stanford 0	H
OSC 0	Wash. State 7	A
OSC 33	Idaho 0	H
OSC 19	UCLA 0	H
OSC 6	California 0	A
OSC 27	Montana 0	P
OSC 12	Oregon 7	A
OSC 20	Duke 16 (Rose Bowl)	A

COACH — Stiner

1942

OSC 32	Idaho 0	A
OSC 13	California 8	H
OSC 7	UCLA 30	A
OSC 0	Santa Clara 7	P
OSC 13	Wash. State 26	P
OSC 0	Washington 13	A
OSC 33	Montana 0	H
OSC 13	Stanford 49	A
OSC 39	Oregon 2	H
OSC 7	Michigan State 7	A

COACH — Stiner

1945

OSC 14	Camp Beale 14	H
OSC 0	Wash. State 33	A
OSC 19	Oregon 6	H
OSC 0	Washington 13	P
OSC 34	Idaho 0	H
OSC 7	Washington 6	A
OSC 6	Wash. State 13	H
OSC 7	USC 34	A
OSC 13	Oregon 12	A

COACH — Stiner

1946

UCLA (7-50)	A	40,203
Portland U. (35-0)	H	9,000
USC (6-0)	P	29,594
WSC (13-12)	A	14,000
Stanford (0-0)	H	18,000
Idaho (34-0)	H	3,500
California (28-7)	A	25,000
Oregon (13-0)	H	20,000
Wash. (21-12)	P	26,808

Total (9 games)		166,105
COACH — Stiner (7-1-1)		

1947

Utah (6-7)	A	22,175
Wash. (14-7)	A	39,000
Idaho (33-6)	A	10,000
USC (6-4C)	A	61,000
Portland U. (46-0)	H	6,657
Stanford (13-7)	A	15,000
UCLA (7-27)	P	30,870
WSC (13-14)	H	14,000
Oregon (6-14)	A	20,211
Nebraska (27-6)	A	20,000

Total (10 games)		238,913
COACH — Stiner (5-5-0)		

1948

Idaho (27-12)	H	8,400
USC (6-21)	A	50,237
Wash. (14-14)	A	25,029
Portland U. (32-6)	H	6,500
California (0-42)	A	55,000
UCLA (28-0)	A	30,933
Mich. St. (21-46)	H	12,000
WSC (26-26)	A	12,000
Utah (20-20)	H	8,000
Oregon (0-10)	H	22,000
Nebraska (28-12)	P	12,900
Hawaii U. (Pine-apple Bowl) (47-27)		15,000

Total (12 games)		257,999
COACH — Stiner (5-4-3)		

1949

UCLA (13-35)	A	37,427
Utah (27-7)	A	25,012
California (0-41)	P	18,885
Wash. (7-3)	A	27,000
Montana (63-14)	H	8,000
Stanford (7-27)	A	25,000
WSC (35-6)	H	15,000
Idaho (35-25)	A	9,000
Mich. St. (25-20)	P	22,239
Oregon (20-10)	A	23,000

Total (10 games)		210,563
COACH — Taylor (7-3-0)		

1950			
Mich. St. (13-38)	A	32,500	
Stanford (0-21)	P	16,000	
Wash. (6-35)	P	27,876	
California (0-27)	P	37,000	
Idaho (20-0)	H	9,000	
WSC (13-20)	A	13,000	
UCLA (13-20)	A	15,323	
Montana (7-21)	H	4,000	
Oregon (14-2)	P	26,800	

Total (9 games)		184,499	
COACH — Taylor (3-6-0)			

1951			
Mich. St. (0-6)	A	33,373	
Utah (61-28)	H	9,000	
Idaho (34-6)	S	7,500	
USC (14-16)	A	36,400	
WSU (13-26)	H	15,500	
California (14-35)	A	43,000	
Wash. (40-14)	A	36,000	
UCLA (0-7)	P	26,598	
Stanford (14-35)	A	40,000	
Oregon (14-7)	A	19,700	

Total (10 games)		277,071	
COACH — Taylor (4-6-0)			

1952			
Utah (14-7)	A	15,000	
Mich. St. (14-17)	P	22,595	
Stanford (28-41)	A	28,000	
USC (6-28)	P	17,438	
WSU (20-33)	A	15,000	
Wash. (13-38)	P	19,243	
UCLA (0-57)	A	22,585	
Idaho (6-27)	H	8,000	
Oregon (22-19)	P	21,333	

Total (9 games)		169,194	
COACH — Taylor (2-7)			

1953			
UCLA (0-41)	A	39,209	
California (0-26)	P	13,442	
Wash. (0-28)	A	28,000	
Stanford (0-21)	P	8,005	
USC (0-37)	A	34,163	
Idaho (19-0)	A	9,200	
Mich. St. (6-34)	A	51,108	
WSC (7-0)	H	13,500	
Oregon (7-0)	A	18,500	

Total (9 games)		215,127	
COACH — Taylor (3-6)			

1954			
Idaho (13-0)	H	9,000	
Wash. (7-17)	P	19,667	
WSC (6-34)	A	18,000	
Nebraska (7-27)	A	39,000	
UCLA (0-61)	H	8,500	
USC (0-34)	A	30,065	
Minnesota (6-44)	A	49,000	
California (7-46)	A	25,000	
Oregon (14-33)	H	21,200	

Total (9 games)		219,432	
COACH — Taylor (1-8-0)			

1955			
BYU (33-0)	H	8,000	
Stanford (10-0)	P	24,748	
UCLA (0-38)	A	57,664	
C. of Pacific (7-13)	A	22,500	
WSC (14-6)	H	17,000	
Wash. (13-7)	H	25,000	
California (33-14)	A	35,000	
Idaho (16-14)	H	9,000	
Oregon (0-28)	A	22,000	

Total (9 games)		220,912	
COACH — Prothro (6-3-0)			

1956			
Missouri (19-13)	A	22,000	
USC (13-21)	A	53,714	
Iowa (13-14)	A	41,027	
California (21-13)	H	14,125	
WSC (21-0)	A	14,500	
UCLA (21-7)	H	17,080	
Wash. (28-20)	P	32,890	
Stanford (20-9)	A	65,000	
Idaho (14-10)	A	5,000	
Oregon (14-14)	H	17,300	
Iowa (Rose Bowl)		100,000	
(19-35)			

Total (11 games)		382,636	
COACH — Prothro (7-3-1)			

1957			
USC (20-0)	P	36,885	
Kansas (34-6)	A	28,000	
Northw'n (22-13)	A	34,500	
Idaho (20-0)	H	14,600	
UCLA (7-26)	A	46,120	
Wash. (6-19)	A	31,500	
WSC (39-25)	H	20,200	
California (21-19)	A	50,000	
Stanford (24-14)	H	20,000	
Oregon (10-7)	A	23,150	

Total (10 games)		304,995	
COACH — Prothro (8-2-0)			

1958

USC (0-21)	A	40,312
Kansas (12-0)	P	28,115
UCLA (14-0)	H	18,532
Wyoming (0-28)	A	12,580
Idaho (20-6)	A	8,618
Wash. (14-12)	P	29,514
California (14-18)	H	21,426
WSC (0-7)	A	18,191
Stanford (24-16)	A	26,509
Oregon (0-20)	H	27,574

 Total (10 games) 231,371
 COACH - Prothro (6-4-0)

1959

USC (6-27)	P	24,395
Texas Tech (14-15)	A	20,000
Nebraska (6-7)	A	28,000
Michigan (7-18)	A	74,693
Idaho (66-18)	H	10,628
California (24-20)	A	41,500
WSU (0-14)	H	17,061
Wash. (6-13)	A	48,000
Stanford (22-39)	H	10,900
Oregon (15-7)	A	22,500

 Total (10 games) 298,217
 COACH - Prothro (3-7-0)

1960

USC (14-0)	A	32,928
Iowa (12-22)	A	43,000
Houston (29-20)	P	22,537
Indiana (20-6)	A	25,000
Idaho (28-8)	A	10,500
Wash. (29-30)	P	36,833
California (6-14)	H	15,745
WSU (20-10)	A	15,600
Stanford (25-21)	A	7,500
Oregon (14-14)	H	27,009

 Total (10 games) 226,652
 COACH - Prothro (6-3-1)

1961

Syracuse (8-19)	P	35,279
Stanford (0-34)	A	28,000
Wisconsin (20-23)	A	45,274
Idaho (44-6)	H	9,329
ASU (23-24)	A	32,231
WSU (14-6)	H	13,716
Wash. (3-0)	A	51,500
BYU (35-0)	H	8,495
Oregon (6-2)	A	21,300
Houston (12-23)	A	12,000

 Total (10 games) 243,301
 COACH - Prothro (5-5-0)

1962

Iowa State (39-35)	P	30,430
Iowa (8-28)	A	54,400
Stanford (27-0)	A	26,500
Wash. (13-14)	P	30,030
U-Pacific (40-6)	H	12,021
W. Virg. (51-22)	P	17,469
Idaho (32-0)	A	9,500
WSU (18-12)	A	16,500
Colo. St. (25-14)	H	12,131
Oregon (20-17)	H	28,447
Villanova (Liberty Bowl) (6-0)		17,048

 Total (11 games) 254,576
 COACH - Prothro (9-2-0)

1963

Utah (29-14)	A	17,381
Colorado (41-6)	P	18,721
Baylor (22-15)	P	24,342
Wash. (7-34)	A	53,700
WSU (30-6)	H	17,810
Syracuse (8-31)	A	30,000
Stanford (10-7)	H	17,697
Indiana (15-20)	A	25,846
USC (22-28)	A	30,846
Oregon (14-31)	A	20,700

 Total (10 games) 257,092
 COACH - Prothro (5-5-0)

1964

Northw'n (3-7)	A	35,805
Colorado (14-7)	A	17,500
Baylor (13-6)	A	23,000
Wash. (9-7)	P	33,853
Idaho (10-7)	H	13,527
Syracuse (31-13)	P	24,236
WSU (24-7)	A	16,000
Indiana (24-14)	H	20,389
Stanford (7-16)	A	39,500
Oregon (7-6)	H	30,154

 Total (10 games) 253,964
 Michigan (Rose
Bowl) (7-34) 100,423

 Total (11 games) 354,387
 COACH - Prothro (8-3-0)

1965

Illinois (12-10)	A	34,149
Iowa (7-27)	P	24,778
USC (12-26)	A	52,100
Northw'n (7-15)	A	34,575
Idaho (16-14)	M	13,000
Utah (10-6)	H	15,304
WSU (8-10)	H	20,079
Syracuse (13-12)	A	33,000
Wash. (21-28)	A	53,500
Oregon (19-14)	A	21,000

 Total (10 games) 301,485
 COACH - Andros (5-5-0)

1966			
Michigan (0-41)	A	56,907	
Iowa (17-3)	A	43,276	
USC (0-21)	P	29,217	
Northw'n (6-14)	H	22,497	
Idaho (14-7)	H	16,144	
ASU (18-17)	A	29,118	
WSU (41-13)	A	18,500	
Arizona (31-12)	P	13,067	
Wash. (24-13)	H	21,347	
Oregon (20-15)	H	23,700	

Total (10 games)		272,963	
COACH — Andros (7-3-0)			

1967			
Stanford (13-7)	P	25,089	
ASU (27-21)	A	37,051	
IOWA (38-18)	A	48,313	
Wash. (6-13)	A	55,000	
BYU (13-31)	H	22,322	
Purdue (22-14)	A	60,147	
WSU (35-7)	H	18,115	
UCLA (16-16)	A	50,172	
USC (3-0)	H	41,494	
Oregon (14-10)	A	40,100	

Total (10 games)		397,803	
COACH — Andros (7-2-1)			

1968			
Iowa (20-21)	A	46,892	
Utah (24-21)	A	19,265	
Wash. (35-21)	H	30,220	
Kentucky (34-35)	A	32,000	
ASU (28-9)	P	27,507	
WSU (16-8)	A	20,781	
Stanford (29-7)	A	29,000	
UCLA (45-21)	H	41,361	
USC (13-17)	A	59,236	
Oregon (41-19)	H	40,144	

Total (10 games)		346,406	
COACH — Andros (7-3-0)			

1969			
UCLA (0-37)	A	50,091	
Iowa (42-14)	A	51,800	
ASU (30-7)	A	50,025	
USC (7-31)	H	38,013	
Wash. (10-6)	A	52,500	
Utah (3-7)	P	27,910	
Stanford (0-33)	H	30,198	
California (35-3)	A	22,000	
WSU (38-3)	H	23,679	
Oregon (10-7)	A	42,500	

Total (10 games)		388,716	
COACH — Andros (6-4-0)			

1970			
UCLA (9-14)	H	23,520	
Iowa (21-14)	P	23,279	
Oklahoma (23-14)	A	54,700	
USC (13-45)	A	57,769	
Utah (31-21)	H	23,897	
Houston (16-19)	A	37,791	
Wash. (20-29)	H	27,911	
Stanford (10-48)	A	65,000	
California (16-10)	H	20,202	
WSU (28-16)	S	16,300	
Oregon (24-9)	H	40,299	

Total (11 games)		390,688	
COACH — Andros (6-5-0)			

1971			
Georgia (25-56)	A	50,709	
Iowa (33-19)	H	24,092	
MSU (14-31)	A	62,184	
UCLA (34-17)	A	33,345	
California (27-30)	A	33,000	
ASU (24-18)	P	30,233	
Wash. (14-38)	A	57,900	
Stanford (24-31)	H	29,230	
Arizona (22-34)	A	31,000	
WSU (21-14)	H	20,385	
Oregon (30-29)	A	43,000	

Total (11 games)		415,178	
COACH — Andros (5-6-0)			

1972			
San D'go St. (8-17)	A	32,829	
USC (6-51)	A	56,305	
Iowa (11-19)	A	51,229	
BYU (29-3)	H	26,065	
ASU (7-38)	A	50,879	
UCLA (7-37)	H	23,109	
WSU (7-37)	A	22,100	
Stanford (11-17)	A	44,000	
Wash. (16-23)	H	31,923	
California (26-23)	P	16,624	
Oregon (3-30)	H	41,544	

Total (11 games)		396,607	
COACH — Andros (2-9-0)			

1973			
Auburn (9-18)	A	45,000	
SMU (16-35)	H	26,189	
BYU (14-37)	A	27,434	
USC (7-21)	H	21,732	
Wash. (31-7)	A	55,000	
California (14-24)	A	24,000	
ASU (14-44)	P	20,188	
Stanford (23-24)	H	17,025	
WSU (7-13)	H	17,336	
UCLA (14-56)	A	18,540	
Oregon (17-14)	A	39,700	

Total (11 games)		312,144	
COACH — Andros (2-9-0)			

1974

Syracuse (15-23)	A	23,410
Georgia (35-48)	A	42,200
Ohio State (10-51)	A	86,383
SMU (30-37)	A	16,958
Wash. (23-9)	H	26,951
California (14-17)	H	23,075
USC (10-31)	A	52,392
Stanford (13-17)	A	38,000
WSU (17-3)	A	17,500
UCLA (14-33)	H	21,118
Oregon (35-16)	H	32,516

Total (11 games)		380,501
COACH—Andros (3-8-0)		

1975

San Diego St. (0-25)	P	18,760
USC (7-24)	A	50,165
Kansas (0-20)	A	47,210
Grambling (12-19)	P	16,964
Colorado St. (8-17)	H	20,688
California (24-51)	A	31,758
Washington (7-35)	A	43,500
Stanford (22-28)	H	12,803
WSU (7-0)	H	13,489
UCLA (9-31)	A	30,203
Oregon (7-14)	A	35,000

Total (11 games)		320,540
COACH—Andros (1-10-0)		

1976

Kansas (16-28)	H	29,952
Kentucky (13-38)	A	56,723
LSU (11-28)	A	68,057
Syracuse (3-21)	A	18,591
Washington (12-24)	H	27,096
California (10-9)	H	23,963
USC (0-56)	A	53,216
Stanford (3-24)	A	30,500
WSU (24-29)	A	20,122
UCLA (14-45)	H	22,151
Oregon (14-23)	H	35,611
Hawaii (59-0)	A	16,594

Total (12 games)		415,018
COACH—Fertig (2-10-0)		

1977

Syracuse (24-12)	H	22,000
USC (10-17)	H	31,143
Arizona State (31-33)	A	57,535
Tennessee (10-41)	A	82,865
BYU (24-19)	H	33,965
California (17-41)	A	33,400
Washington (6-14)	A	46,677
Stanford (7-26)	H	20,196
WSU (10-24)	H	22,657
UCLA (18-48)	A	35,529
Oregon (16-28)	A	34,068

Total (11 games)		419,945
COACH—Fertig (2-9-0)		

Parker Stadium Record Good

	Won	Lost	Tied
1953	1	0	0
1954	1	2	0
1955	3	0	0
1956	2	0	1
1957	3	0	0
1958	2	1	0
1959	1	2	0
1960	0	1	1
1961	3	1	0
1962	3	0	0
1963	2	0	0
1964	3	0	0
1965	1	1	0
1966	3	1	0
1967	2	1	0
1968	3	0	0
1969	1	2	0
1970	3	2	0
1971	2	1	0
1972	1	3	0
1973	0	4	0
1974	2	2	0
1975	1	3	0
1976	1	4	0
Total	44	29	2

OSU Football Lettermen (1893-1977)

Ron Aarts	1964-65	Joe Bonilla	1962-63
Herman Abraham*	1913-14-15	Kaye Booth	1951-52
William Abraham*	1902-03-04-05	Brad Bosco	1970
Russell Acheson	1932-33	Lynn Boston	1970-71
John Alexander	1936-37	Grant Boustead	1973-74-75
Martin Allen*	1915	Albert Bower*	1902-03-04
Bert Allinger	1946	Pierre Bowman	1931-32-33
Ed Allworth*	1915	Dennis Boyd	1973-74-75-76
Spiro Anagnes	1957	Steve Bozan	1975-76
Albert Anderson*	1916	Chuck Brackett	1952-53
Bill Anderson	1951	Jim Brackins	1956-57-58
Dave Anderson	1946-47	Ron Bradford	1973
Ed Anderson*	1913-14-15	Don Bradley	1950
Fred Anderson	1973-74-75	Dale Branch	1967-68-69
Murl Anderson	1945	Dick Brand	1950
Roger Anderson	1945	Jack Brande*	1935
Scott Anderson	1975-76	John Brandis*	1934
Floyd Andras	1924	Laird Brattain*	1953-54
Tony Ankerson	1958	Leroy Breithaupt*	1909
Tim Ankerson	1960-61-62	O. N. Breithaupt*	1896
Jeff Apostolou	1972-73	Merle Briggs	1919
Tony Arana	1956-57-58	Renton Brodie*	1908
Ray Archibald*	1917-18	John Brooke	1915-16
Louis Armstrong III	1967	Rich Brooks	1960-61-62
Julian Ash*	1918-22	Paul Brothers	1964-65-66
Ron Aschbacher	1952-53-54	Frank Brost*	1930
Bill Austin	1945-46-47-48	Dave Brown*	1974
Leslie Avrit*	1925-26	Harold Brown*	1934-35
Mike Babb	1977	Ken Brown	1952-53
Clare Badley*	1925-26-27	Steve Brown	1970-71-72
Jay Badley*	1918	Bernard Bruce	1955
Bill Bartley	1970-71-72	Ralph Buenke	1928-29-30
Leeds Bailey	1938-39	Dennis Brundage	1957-58-59
George Bain	1940-41-42	Ken Brusven	1963-64
Sam Baker	1950-51-52	Howard Buettgenbach	1953-54-55
Terry Baker	1960-61-62	Lyman Bundy*	1902-03-04-05
Lloyd Balcom	1924-25-26	Vern Burke	1962-63
James Baldwin*	1918	Ken Burke	1975
Tony Banaszak	1974-75-76	Sam Burnaugh*	1899-1901-02
L. G. Barber	1906-07	Brady Burnett*	1893-94-95-96
Andy Bardosi	1976	Archibald Burns*	1906
Harry Barnes	1947-48	Fred Burri	1950-51-52
Duane Barton	1967-68	George Busch	1916
Gary Barton	1968-69	Jim Busch	1939-40-41
Doug Bashor	1958-59-60	Duke Byers	1948-49
Ted Bates	1956-57-58	Kirk Byers	1973-74
Ernest Bearss	1935	Bill Byington	1929-30-31
Nub Beamer	1956-57-58	Glenn Byington	1939-40-41
Gary Beck	1972	John Cadwell	1959
Terry Beck	1977	R, H, Cady*	1906-07-08
Jerry Belcher	1966-67-68	Eli Cagle	1936
John Beauchamp	1942	Don (Bud) Cahill	1948
Rex Behnke	1969	Joel Calavan	1952-53
Clarence Bell	1923-24-25	John Call	1965
Thurman Bell	1963-64-65	Kevin Callan	1975
Harlod Belt	1898-99	Mark Cameron	1977
Sam Bennett*	1906-07	Al Campbell*	1901
Gilbert Bergerson	1930-31	Don Campbell	1946-47
Henry Bergman*	1909	Juan Campbell	1974
Tom Berry	1954-55-56	Milton Campbell	1934
John Biancone	1931-32-33	John Cantlon	1973-74
Steve Bielenberg	1969-70-71	Roger Cantlon	1966-67-68
Brewer Billie*	1913-14-15	Ross Cariaga	1960-61-62
Lee Bissett*	1915-16-17	Bill Carlquist	1969-70-71
Jim Blackford	1966-68-69	Byron Carlson	1931
Ira Blackwell	1912-13	George Carlson*	1911
Will Bliss	1893	Jules Carlson	1926-27-28
Dan Bodine*	1894-95-96-97	Ed Carmichael	1946-47-48
Ron Boley	1966-67-68	Ben Carpenter*	1923

Ken Carpenter	1946-47-48-49	Joe Day	1940-41-42
George Carr	1964-65	Dick DeBisschop	1960-61-62
Jim Carr*	1928	Duane Defrees	1970-71-72
Ralph Carr	1949-50-53	Bob DeGrant	1955-56-57
Thomas Carr	1925	Ted DeMerritt	1952
Gary Casey*	1960	Ken Deming	1934-35-36
John Casserly*	1934-35	Ken Denman*	1924-25-26
Ray Castle*	1912	Henry Desborough*	1893-94-95-96
George Cathey*	1901	Tom Desylvia	1946-47-48-49
Bill Cecil	1973-74	Bob Dethman*	1939-40-41
Tom Chamberlain	1974-75-76	Clyde Devine	1933-34
Arthur Charette*	1951	George Dewey*	1912-13
Frank Chase	1940	Skip Diaz	1965-66
Martin Chaves	1940-41-42-46	Lewis Dickerson*	1924-25-26
Philip Cherry*	1905-06	John Didion	1966-67-68
Robert Chrisman*	1911-12-13	Mark Dippel	1968-69-70
Emil Christensen	1918-19-20-21	Don Ditz	1947
Sal Cirrincione	1969-70	James Dixon*	1924-25-26
Cecil Clark*	1906-07-08-09	Marvin Dixon	1925
Edward Clark*	1920-21-22	Jim Dobbin*	1906-07-08
Herman Clark	1949-50-51	Rich Dodge	1974-75-76
James Clark	1949-50-51	Sam Dolan*	1905
Jim Clark	1977	Mike Dolby	1958-59-61
Larry Clark	1975	Jerry Doman	1957-58
Robert Clark	1954	Ron Doman	1961-62-63
Steve Clark	1962-63-64	Kevin Donaghue	1976-77
John Clarke	1956	Doug Doyle	1971-72-73
Boyd Clement	1941-42-46	Ken Dow	1938-39-40
Tom Coccione	1964-65-66	David Downey	1963
Reese Cochrane*	1928-29	Dennis Downey	1972-73-74
Harry Cole*	1915-16-17	Larry Dozier	1975-76
Warren Cole	1962-64	Dennis Draper	1969-70-71
Fred Colvig*	1900	Tommy Drynan	1929
Don Coons	1936-37-38	Phil Dubose	1975
Ken Cooper*	1903-04-05	Walter Dumoulin*	1912
Roy Cooper	1907-08	William Duncan*	1935-36-37
George Conn	1916	Robert Dungan	1947
Mark Copeland	1970-71	William Dunlap*	1903-04-05-06
Jim Cordial	1950-51-52	Clifford Dunn*	1909-10
Craig Cording	1965	Don Durdan*	1939-40-41
Bob Cornelison	1950-51	Earnel Durden	1956-57-58
Dick Corrick	1955-56	George Dutton*	1915
Steve Coury	1976-77	Anthony Dwyer*	1926
Jack Cox	1929-30-31	Mel Easley	1967-68-69
Charles Crabtree	1965	Al East	1964-65
Ray Crane	1942-46-47	Scott Eaton	1966
Mike Cregan	1965-66	Wes Ediger	1952-53-54
Andrew Crowell*	1920-21	Fred Edwards*	1898
Marv Crowston	1963-64-65	Steve Edwards	1977
Clark Cabbage	1954	Webley Edwards	1924-25-26
Percy Cupper*	1901-02-03	John Eilers	1935-36-37
Victor Curtin	1931-32-33	Vernon Eilers*	1926-27
Ron Cuie	1975	James Elgin*	1897-98-99
Stan Czech	1939-40-41	Ben Ell	1937
Charles Daigh*	1919-20	Dan Ellis	1971-72
Gene Dales	1974-75-77	George Ellison	1954-55-56
James Daneri	1934	Edward Emett*	1893
Willis Danforth	1932	Joel Emily*	1905-06
Ronald Daniels	1954-55-57	Rob Emmons	1977
Henry Darby*	1905-06	John Enberg*	1908-09-10-11
Jim Davidson	1969-70-71	George Enderle	1957-58-59
Mike Davenport	1970-71-72	Steve Endicott	1969-70-71
Everett Davis	1931-32	Ed Englestad	1929
Everett Davis	1973-74	Bud English	1939-40
Harold Davis*	1909	James English	1947
Joe Davis	1970-71	Bill Enyart	1966-67-68
John Davis	1968-69	Dan Espalin	1962-63-64
Keith Davis*	1930-31-32	John Essman*	1927-28-29
Ralph Davis	1947	James Evenden	1908-09-11-12
Wilbert Davis*	1911	Paul Evensen	1942-46-47
Irving Day*	1922-23	Craig Fair	1972-73

Bil! Farnham	1949-50-51	Jay Guddat	1972
William Farnworth*	1908	Harry Gunner	1966-67
John Farrell	1960-61-62	Troy Gusick	1975-76-77
Robert Farrell	1958-59	Arthur Gustafson	1929-31
Jack Faulkender	1969-70-71	Lee Gustafson	1941-42-46
George Feathers*	1896	Chris Haag	1969
Charles Ferguson	1951-52-53	Jerry Hackenbruck	1972-73-74
Harry Field*	1932-33	John Hackenbruck	1937-38-39
James Fields	1976-77	John Hadraba	1959-60
Waldo Finn*	1906-07	Bob Hadraba	1954-55-58
Donald Fisher	1935	Mike Haggard	1965-66-67
Jim Fisher	1952	Frank Hague	1896
Mike Foote	1966-67-68	Bruce Hake	1958-59
Bill Ford	1975-76	Karl Halberg	1976-77
Dwayne Fournier	1955-56-57	Harvey Hale*	1925
Norman Franklin*	1932-33-34	Dwayne Hall	1976-77
Joe Francis	1955-56-57	Earl Hall	1934
Scott Freeburn	1968-69-70	Harley Hall*	1899
Al Frei	1965-66	John Hall*	1953-54
Rockne Freitas	1964-66	Roger Hall	1972
Len Frketchich	1962-63-64	Bill Halverson	1939-40-41
Bob Frommelt	1954	Don Ham	1945
Bruce Fry	1970-71-72	Bob Hamblin	1945
John Fulton*	1893-94	Vern Hamilton*	1902-03
Al Funston	1962-63-64	Matt Hammack	1973-74-75-76
Jim Funston	1960-61-62	Sterling Hammack	1956-57
Joe Fulwyler	1952-53	Ken Hammer	1929-30-31
Walter Gagnon	1906-07-08	Lewis Hammers	1939-40-41
John Gallagher*	1897-99	Jeff Hammons	1972-73
Dick Garber	1922-23-24	Jim Hanker	1948-49-50
Chuck Gardner	1974-75	W. E. Hanley*	1901
Mark Gartung	1965-66	R. H. Hannan	1906
Ben Gasatis	1965	Craig Hanneman	1968-69-70
Tom Gates	1961	Eugene Hansen	1945
John Gault	1897-1901-02	Ralph Hansen	1970
Robert Geddes	1927-28-29	Steve Hansen	1973-74
David Gellatly*	1901-02	Earl Harding*	1906-07
Steve Gervais	1972-73-74-75	Jeff Hardrath	1965-66
Bud Gibbs	1945-46-48-49	Steve Harlow	1971
Mahlon Gilbert*	1909	Wayne Harn*	1930-31-32
E. Luke Gill	1921-22-23	Ralph Harper	1942-47
Whitney Gill*	1916-19	Rich Harr	1968
Arthur Gilmore	1959-60	Rick Harrington	1967-68
Carl Gilmore	1927-28-29	Jeff Harris	1961-62-63
Fred Girt	1972	Bob Harris	1973
Larry Glenn	1970	Russ Harris	1976-77
George Gness	1960-61-62	Jeff Hart	1972-73-74
Jim Godfrey	1965-66	Greg Hartman	1964-65-66
Lloyd Goodrich*	1898-99	Bob Hartman	1952
Jack Gotta	1951-52	Victor Hartman	1945-46
Dave Gould	1963-64	Dennis Hass	1965
Dave Graham	1969-70-71	George Hastings*	1908-10
Jack Graham	1964	Fred Hauck	1971
Jeff Graham	1974	Bird Hawley	1909-10
Floyd Graves	1973	Joel Heacock	1963-64-65
Al Gray	1948-49-50	Bill Head*	1931
Bill Gray	1942-46	Pearl Hedges*	1898
Gene Gray	1939-40-41	Arnold Heikenen	1932-33-34
Joseph Gray	1935-36-37	Dwane Helbig	1951
Dick Gray	1945-47-48-49	Joe Hellberg	1946
Quentin Greenough	1940-41	Ted Hermann*	1931-32
Tom Greerty	1967-68	Ted Heyden*	1919-20-21
Frank Greminger	1960-61	Tom Hickey	1972
Max Grider	1924-25	Harold Higgins	1937-38
John Griffith	1905	Dick Hill	1961
Bob Grim	1964-65-66	Gene Hilliard	1960-61
Mike Groff	1967-68-69	Dave Hirneise	1973
Percy Grogans	1973-74	Leon Hittner	1954-55
Kyle Grossort	1975-76-77	Marshall Hjelte	1922
Bob Grove	1946-47-48	Don Hlebechuk	1945
Tex Gschwandtner	1969-70-71	Paul Hoerlein*	1914-15

Albert "Duke" Hodler*	1918-19-20	Joe Kasberger*	1919-20-21
Paul Hofer*	1912-13-14-15	Don Kasso	1959-60-61
Howard Hogan	1957-58-59	Wilfred Kealoha	1954
Douglas Hogland	1950-51-52	Ralph Keck	1970
Wes Hogland	1949-50-51	Walter Keck	1908-09-10
Holly Holcomb*	1936-37-38	Hoyt Keeney	1962-63-64
Don Holgate*	1895-96-97	Art Keith	1953
Tom Holley	1962-63	Byron Kellar	1976-77
Orin Hollinbery	1945	Casey Keller	1973-74-75
Lenny Holmes	1975-76-77	Don Kellog*	1910-11-12
Paul Holmes*	1917	Elton Kelly*	1907-08
Bob Horn	1973-74	Walter Kelly	1948-49-50
Ladd Horn	1960	Pat Kelsey*	1895
John Horrillo	1957-58	Wilfred Kenna	1932
Dave Horton	1975-76-77	Harry Kent	1927-30-31
Clark Hoss	1969-70-71	Norby Keolanui	1960-61
Cub Houck	1949-50-51	Howard Kerr	1928-29-30
Gary Houser	1965-66-67	Charles King*	1914-15
Joe Howard*	1908	John King	1934
Kent Howe	1976-77	Wayne King	1975
Clyde Hubbard	1916-17-19	Harry Kelly	1896
Floyd Hubbard	1919	Jim Kilmartin	1970-71
Bryce Huddleston	1968-69	Roger Kinder	1970
Henry Hughes*	1928-29-30	John Kirby	1960
Floyd Huntley	1909-10-13-14	Delbert Kirk	1918-19
Prescott Hutchins	1936-37-38	William Kirk	1927-28
Herold Hylton	1931	Jim Kisselburgh	1938-39-40
Jim Inglesby	1947-48-49	Mike Kline	1959-60-61
Dick Isbell	1953	Lloyd Knapp	1918
Mike Jackson	1975	Carl Knotts	1976
Wally Jackson	1952	Andrew Knudsen	1947-48-49
Duane James	1976-77	Mike Kobielsky	1973-74-75
Enoch James	1961	Raymond Koch	1947
Bill Jamison	1907-08	Rich Koeper	1962-63-64
Lee Jamison	1966-67-68	Morris Kohler	1938-39
Fred Jaross	1970-71-72	Victor Kohler	1938-39
Exerett Jarvis	1925	Elmer Kolberg	1935-36-37
Willard Jarvis*	1932-34	Jeff Kolberg	1969-70-71
Walt Jelsma	1939	Tony Koontz	1974
Bob Jeremiah	1966-67	Bob Krell	1945-46-47-48
Dave Jesmer	1955-56-57	Greg Krpalek	1972-73-74
Allan Jessup	1922	Archie Kruse*	1896-97-98
Roger Jessup*	1912	Fred Kruse*	1900
William Jessup	1933	Henry Kuhl	1896
Doug John	1964-65	Russ Kuhns	1964-65-66
Arthur Johnson	1923	Rick Kulaas	1973-74
Bill Johnson	1952-53-54	Jeff Kynaston	1977
Clarence Johnson	1917	Jim Laird	1955-56
David Johnson	1965	Bob Laidlaw	1946-47-48
Martin Johnson*	1898-99	Adolph Larson*	1912
Robert Johnson	1922	Rich LaSalle	1967-68-69
Roger Johnson	1958-60-61	Warren Lassiter	1925
Wally Johnson	1967-68-69	Harley Laughlin*	1902
Willie Johnson	1977	Leo Laythe*	1913-14-15
Clarence Johnston	1919-20	Herman Leaf	1931-32
Fred Jones	1960-61-62	Mike Leep	1966-67
Dick Jones	1962-63	George Lefever	1971-72
Johnny Ray Jones	1975-76	Bill Leggett*	1930
Tom Jones	1953	Wayne Leitner	1972
Harold Joslin	1931-32-33	John Leovich	1939-40
Richard Joslin*	1934-36	Jess Lewis	1966-67-69
Woody Joslin	1933-34-35	Bob Libbee*	1941-42
Bob Jossis	1969-70	Harold Liebe	1926-27
Kurt Jurgenson	1972-75	Dale Lillebo	1935-36
Rob Jurgenson	1969-70-72	Jim Lilly	1970-71-72
Kerry Justin	1976-77	Nathan Lippman	1918
Glen Kach	1950	Dave Little	1904
Rich Kahoonei	1977	Frank Little	1930-31-31
Ed Kaohelaulii	1957-58-59	Tom Little	1952-53
Seno Karagozian	1972	Jay Locey	1974-75-76
John Karamanos	1945	Percy Locey	1915-21-22-23

Harold Lloyd	1972	William Marsters	1948
Carl Lodell*	1917-19	Bob Martin	1973-74
Dave Lofts	1949-50	Norman Martinson	1945
John Logan*	1925-26-27	Grimm Mason	1958-60
Jerry Long	1946-47	Dick Mason	1953-54-55
Harold Looney	1906-07-08	Don Mast	1946-47-48-49
Merle Loosley	1918	Harold Mattice	1945
Raymond Loosley*	1909-10	Dick Maurer	1972-73-74
Dick Lorenz	1945-46-47-48	Ken Maurer	1973-74
Roy Loughrey	1921	Bob Mayes	1967-68
Howard Lovejoy	1930	Jay Mercer	1936-37-38
Charles Low	1916	Carl Metten	1927-28-29
Paul Lowe	1956-58	Dean Mickelwait	1922-23-24
Dave Luby	1925-26-27	Joe Mihelich	1967-68-69
Roscoe Luce	1926-27-28	Tom Miles	1932
Gary Lukehart	1956-57-58	Arthur Miller	1930-31-32
Chris Lunde	1970-71-72	Scott Miller	1962-63-64
James Luster	1952-53	James Miller*	1935-36
William Lutz	1914	Pete Miller	1929-30
Elwood Lyman	1922-23-24	Richard Miller	1942-46-47
Jim Lyman	1974	Ronald Miller	1959-60
Homer Lyons	1929	Fred Milton	1967
Joel Malone	1976-77	Mike Mitchell	1967
Robert Manor	1976-77	Dan Mitola	1932-33-34
Greg Marshall	1975-76-77	Greg Mobley	1970-71-72
Tom May*	1910-11-12-13	Harold Moe	1930-31-32
H. L. McAllister*	1893-94-95-96	Charles Moist	1915-16
Horace McBride*	1896-97-98	Elvin Momon	1973-74
Lawrence McBride*	1913	Bill Monk	1960-61
Jerry McBurney	1970-71-72	Roger Montgomery	1927-28-29
Marion McCart	1919-20	Frank Moore	1911-12-13-14
Ray McCart	1922-23-24	Ralph Moore	1946-47-48-49
James McCaustland*	1898-99	Louis Moore	1951-52
Bobby McClarty	1971	Glenn Moody*	1935
Stan McClurg	1933-35	Olvin Moreland	1962-63-64
Gregg McDonald	1977	Walter Morgan*	1916
Doug McDougal	1962-63-64	Gene Morrow	1949-50-51
Gerald McEldowney	1972-73-74	Steve Morton	1969
Bill McFadden*	1941	Jim Mott	1971-72-73
Morris McFadden*	1920-21-22	Robert Mountain	1935-36
Ladd McGowan	1957	Gary Musacco	1966
Ken McGrew	1972	Brian Myracle	1973
Stan McGuire*	1945-48-49	Rob Nairne	1974-75-76
Bill McInnis	1941-42-46	Dan Naranche*	1954-55
Alexander McGilvray*	1929-30	Percival Nash*	1893
Bill McKalip	1928-29-30	Roderic Nash*	1901-02-03
Ed McIntosh	1932-33	Gary Neal	1966-67
Harold McKenna	1920-21	Frank Negri	1955-56
Hugh McKenna*	1920-21	Mike Nehl	1968-69-70
Bob McKenzie	1972-73-74	Jerry Neil	1961-62-64
Mike McKinney	1973	Bill Nelson	1967-68-69
Mike McLaughlin	1972-73-74	Keith Nelson	1975
Bobb McKittrick	1956-57	Richard Nelson	1962-63
Craig McMicken	1948-49	Robert Nelson	1909
Alexander McNeil	1916	Gordy Neumann	1976-77
Ron McReary	1946-47-48	Brian Newcomer	1976
Leroy McKenzie	1912	Jimmy Newgard	1930
Dick McReynolds	1942	Meier Newman	1915-16-17
Fred MacDonald	1931-32	Norman Newman	1941
Ernest Madsen	1950-51-52	Ronald Newton	1950
Mike Maestri	1970-71-72	Donald Nibblett	1949-50-51
Bill Main	1967-68-69	Lee Nielsen	1971-72-73
John Mandic	1942	Arvid Niemi	1948-49-50
Dave Mann	1951	Frank Nihil	1936-37
Howard Maple*	1926-27-28	Fred Nighengale*	1929-30
Nick Marineau	1952	Talisua Niko	1958
Marvin Markman	1940-41-42	Terry Nimz	1970-71-72
Dave Marlette	1965-66-67	Dave Nirenberg	1969-70-71
Amos Marsh	1959-60	Charles Nordstrom	1945
Chuck Marsh	1954-56	John Norman	1977
Charles Marshall	1958-59-60	James Norton	1952

Steve Norton	1969-70	Bob Rambo	1940
Bryce Nosler	1929	Arthur Ramponi	1930-31
Jack O'Billovich	1963-64-65	Frank Ramsey	1935-36-37
Charles Oettinger	1950	Buzz Randall*	1956-57
Terry Oft	1970	Gordan Rasmussen*	1909-10-12
Arthur O'Grady	1962	Rocky Rasley	1967-68
Charles Olds	1966-67-68	Howard Ray*	1917
Craig Oliver	1975-76	John Rearden*	1916-17-19
Glenn Olmstead	1923-25-26	Ernest Redd*	1901
Bob Olson*	1939-40	Robert Redkey	1950-51
Edward Olson	1899	Jarvis Redwine	1976
Rick Olsson	1967	John Rehberger	1972-73
James Orr	1936-37-38	Joe Reid	1965-66
Charley Osburn	1893-94-95	George Reiling*	1907
Cory Osenga	1975-76	Bob Reiman	1945-46
Theo Ossowski*	1941-42-46	Wally Remmers	1974-75-76
Tim Osmer	1963-64-65	Charles Reynolds*	1909-10-11-12
Tom Oswald	1970-71	Joe Reynolds	1918-19
William Overman	1946-47-48	R. E. Reynolds	1907
Lee Overton	1973-74-75-76	Herbert Rich	1922-23
Floyd Owen	1928-29	Larry Rich	1967-68-69
Lowery Owens	1896	Neil Richardson	1945
Charles Owsley*	1893	Scott Richardson	1976
Roscoe Paine	1925	S. Whitney Richardson*	1910-12
Marne Palmateer	1959-60-61	Ralph Richert	1921
William "Pete" Palmer	1949-50-51	Roy Richert*	1924-25
Bob Panagis	1942	Dave Richman	1961
Harold Pangle*	1932-33-34	Dan Rickard	1969-70
Frank Parker	1940-41-42	Robert Riggert	1953-54-55
Dave Patapoff	1976-77	Leonard Rinearson	1945
Tom Paterson	1952	H. Earl Rinehart*	1903-04-05-07
Robert Patrick	1934	Hank Rivera	1960-61
Scott Paul	1972	Mike Ritchie	1972
Dainard Paulson	1958-59	James Roberts	1951-53-54
Joseph Paulson*	1901	Orile Robbins*	1925-26-27
Les Pearmine	1942	Benjamin Robertson*	1911-12-13
William Peden	1950	James Rock	1953
Bob Pena	1938-39	Jim Rodway	1976
Frank Pendergrass*	1906-07-08	Ed Rogers	1956-57-58
Ray Pendleton	1927	Nick Rogers	1967-68
Warren Perryman	1940-41-42	Yale Rohliff	1951
George Peters	1940-41	George Root*	1902-03-04-05
Norm Peters	1940-41	Floyd Root	1929-30-31
Rod Petersen	1971-72-73	Randy Rosa	1974-75
George Peterson	1930	Charles Rose	1917-19-20
Jack Peterson	1951-53-54	Pearl Rose	1901-02
John Peterson	1929	Garth Rouse	1945-47-48
Kent Peyton	1976-77	Craig Rousell	1977
Leland Phelps	1945	Dennis Rozario	1964-65-66
Clyde Phillips*	1893-94-95-98	Dick Ruhl	1962-63-64
Miles Phillips*	1895	Rob Rupley	1977
Denny Pieters	1959-60-61	H. G. Rumbaugh*	1903-04-05
Pete Pifer	1964-65-66	Rudy Ruppe	1946-47-48-49
Bert Pilkington*	1902-03-04-05	Robert Rushing	1934
Jack Pinion	1951-52-53	Charles Russell*	1916
Don Pinkham	1971	Raymond Russell	1960-61
George Plumb	1925	Reg Rust	1930-31
Bill Plumeau	1967-68	Vernon Sampels	1953-54-55
Neil Plumley	1959-60-61	Don Samuel	1946-47-48
Bob Pollard	1939	Randy Samuelson	1972
Dean Pollman	1968	Larry Sanchez	1957-59-60
William Porter*	1894-95-98	Sonny Sanchez	1956-58-59
Gap Powell	1918-19-20-21	Dan Sanders	1972-73-74
Charles Prael	1934	Rob Sanders	1973-74
Steve Preece	1966-67-68	Jon Sandstrom	1966-67-68
Roy Price*	1923-24	Bob Saunders	1940-41
Bob Priest	1977	Jim Scheele	1967-68-69
Bob Proctor	1941-42-46	Fred Schell*	1927-28
Harold Puddy	1945-46-47	Otto Schell*	1937-38
Gordon Queen	1962-63-64	Dave Schilling*	1969-70-71
Robert Quinn*	1924-25	Tom Schillinger	1977

Newton Schneider	1949-50	Karl Steiwer*	1904
William Schfoeder*	1919	William Stellmacher	1963-64-65
Wes Schulmerich	1924-25-26	Leon Sterling	1937-38-39
Dan Schultz	1977	Bob Stevens	1942-45-46
Eberle Schultz	1937-38-39	Larry Stevens	1953-54-55
Maynard Schultz*	1933-34-35	Tom Stevens	1976-77
Earl Schuster*	1914-15	Fred Stewart	1970
Ade Schwammel	1931-32-33	Vern Steward	1954
Fred Schweer	1965	Robert Stewart*	1918-19-20-21
Hubert Scoggin*	196-97-98	Ron Stewart	1972-73-74
Delbert Scott*	1927-28-29	Arthur Stimpson*	1895-96
George Scott	1926-27	Ed Stimpson*	1895-96-97
J. F. Scott*	1900-01-02	Jim Stinnette	1957-58-59
Kent Scott	1966-68	Bill Storey	1950-51-52
Lew Scott	1964-65	Charles Stout	1927-28-29
Millard Scott*	1920-22-23	Edwin Strack*	1934-35-36
Peter Scott	1953	Russell Striff	1927-28-29
Raymond Scott	1934-35	Sam Strobecer	1918-19
William Scott	1899	Doug Suckling	1962-64
George Schwind*	1918	Mike Sullivan	1964-65-66
Paul Seale	1961-62	William Sullivan	1960-61
Ted Searle	1955-56-57	Don Summers	1966-67-68
Victor Sears	1938-39	Stanley Summers	1920-21
Claire R. Seely	1920	Fred Sutherland	1950-51
Raymond Selph*	1916-17	Richard Sutherland	1935-36-37
L. E. Shannon	1906	Robert Sutton	1954
Mike Shannon	1970-71-72	Harry Swan*	1919-20
Charlie Shaw	1963-64	Thomas Swanson*	1934-35-36
Jim Shaw	1911-12-13	James Swarbrick	1947-48
Steve Shaw	1967-68-69	John Sweek	1901
Dick Sheehy	1973-74	Derald Swift*	1957-58-59
Bill Sheffold	1949-50-51	Eugene Taft	1950-51
Choc Shelton	1941-42	Lawerence Taggart*	1924
Jerome Shelton	1975	Ray Taroli	1971-73-74
Jim Sherbert	1969-70-71	Claret Taylor	1952
Cecil Sherwood	1928-29-30	Johnny Taylor	1975
Ralph Show	1969-70-72	Mike Taylor	1973-74
Dan Sieg	1962-63-64	Grant Teats*	1937-38-39
Ron Siegrist	1952-53-55	Fred Tebb	1922-23-24
Warren Simas	1941-46-47	Ralph Terrell*	1893-94-95-96
Jay Simon	1948-49	Jesse Tharp*	1896
Phil Simon	1971	Henry Tharp*	1902
Charles Sitton*	1911	Donald Thiel	1957-58-59
Otto Sitton*	1910-11-12	Norman Thiel	1954-55-56
Jim Sinyard	1961-62-63	Aaron Thomas	1958-59-60
Andrew Skief	1953-54-55	John Thomas	1949-50-51
Richard Skiles	1950-52	John E. Thomas	1961
Charles Small*	1893-94-95-96	Coquelle Thompson*	1928-29-30
William Smart	1913	"Drip" Thompson	1918-19
Charlie Smith	1974-76	Elmer Thompson*	1915
Chris Smith	1977	Frank Thompson*	1910
Clyde Smith	1966-67-68	George Thompson	1957-59
Ernie Smith	1966-67-68	Wayne Thompson	1975
Everett Smith*	1941-42	Jeff Toberg	1972
James Smith	1964-65	John Todd	1970-71-72
Roger Smith	1969-70-71	Joseph Tomich	1938-39-40
Sterling Smith*	1899	William Tomsheck	1932-33-34
Van Smith	1967	Reginald Tousey	1921-22-23
Wendel Smith	1975-77	Jabez Thurston*	1896-97-98-99
Darius Smyth*	1914-15	Benjamin Totten*	1911
Clarence Smithey	1974-76-77	Scott Trapp	1976-77
Cliff Snider	1948-49-50	John Tsoutsouvas	1938-39
Paul Snider	1923-24-25	Jack Turnbull	1969-70-71
John Sniffen	1954-55-56	Loren Tuttle*	1930-31-32
Richard Solom	1952	Dick Twenge	1946-47-48-49
Tom Sommerville	1939-40	Ralph Twitchell	1927-28
Craig Spiegelberg	1975-76	Roy Tycer	1910
Scott Spiegelberg	1972	Marvin Ussery	1952
Brian Stack	1976-77	Richard Vaillancour	1947-48-49
Roger Stalick	1966-67-68	Wayne Valley	1934-35
Hugh Stanfield*	1932	Wayne P. Valley*	1964-65-66

Skip Vanderbunt	1965-66-67	Mike White	1967-68-69
Dennis Vanderwall	1976-77	William Whitehead	1961
Ray Vandiver	1939	Melvin Whitlock*	1926-27-28
Robert Van Hoesen*	1918	Don Whitney	1967-68-69
Richard Van Lom	1953-54	Leroy Whittle	1961-62-63
Chris Veit	1969-70-71	Lloyd Wickett	1940-41-42
Dwight Vimont	1925	Butch Wicks	1970-71-72
George Von Der Hellen	1903	LaMarr Wilcox	1942
Joe Wade	1957	Marion Wilkes*	1895-1902
Don Wagner*	1932-33	Jim Wilkin	1964-65-66
Henry Wagner	1922	Jerry Wilkinson	1975-76
Mark Waletich	1966-67-69	Bruce Williams	1961-62-63
Kieron Walford	1976-77	Floyd Williams*	1902-03-04-05
Dow Walker*	1903-04-05	Homer Williams	1954-55
Jim Walker	1973-74-76-77	Jerome Williams	1976-77
Ozburn Walker*	1916	Lewis Williams	1952-53-54
Rae Mike Walker*	1904	Oscar Williams	1974-75-76
Edwin Wallace*	1908-09	Reggie Williams	1977
Fred Walters*	1895-96-97-99	Richard Williams*	1916-17
E. F. Wann	1902	John Wilson*	1916
Dallas Ward	1924-25-26	Billy Winchester	1971-72
Dee Ward	1977	Larry Winkler	1974-75-76-77
Tom Ward	1931-32	C. Burton Winne	1922
Vern Ward	1976-77	Norm Winton	1964
Tim Warner	1972-73-74	Brent Witherspoon	1972
Mark Warren	1975-76	James Withrow	1951-52-53-54
Herb Washburn	1961	John Witte	1951-52-55-56
Booker Washington	1962-63-64	Jack Woerner	1934-35
Cliff Watkins	1963-64-65	Ernest Wolf	1918
Larry Watson	1968-69	Carl Wolff*	1906-07-08-09
Paul Watson*	1912	Clarence Womack	1950-51-52
Mike Watters	1960-61	Dan Wood	1973-74-75
John Watts	1935-36-37	Herman Wood	1920
Howard Weaver	1935-36	Scott Woods	1970-71-72
Gordie Webster	1971-72	C. H. Woodcock*	1902-05
Robert Webster	1916-17	Raymond Woodman	1934
Vernon Wedin	1933	Bruce Woodruff	1975
Waldon Wedin	1936	Herman Woods	1920
Don Welch	1966	Earl Woodward	1958-59-60
Dan Wells	1976-77	Warren Woodworth	1963
Doug Wells	1968	Jeff Worth	1973-74-76-77
Dan Welsh	1974-75	Phil Wroblicky	1973-74-75
Joe Wendlick	1936-37-38	F. DeWitt Yeager*	1914-15
Arlo Wenstrand	1954-55	Jack Yoshihara	1941
Kneut Wernmark*	1924-25-26	Leonard Younce	1938-39-40
David Wesley	1975	Sales Young*	1928-29-30
Sam Wesley	1955	Mike Youngquist	1960-62
William West	1951-52	Donald Zorosinski	1949-50-51
Nick Westerberg	1977	Dan Zellick	1969-70-71
Ray Westfall	1954-55	George Zellick	1940-41-42
Chris Wheeler	1945	Orville Zielaskowski	1941-42
Alvin White	1973-74	Ernie Zwahlen	1954-56
Dave White	1976		

(Asterisk signifies deceased)

Pacific-10 Conference

The Pacific-10 Conference officially became a reality July 1, 1978 with the formal admission of University of Arizona and Arizona State University into the Pac-8 Conference.

The Pacific-8 Conference was organized July 1, 1959 and was originally called the Athletic Association of Western Universities. The Conference adopted the name Pacific-8 Conference September 3, 1968.

Original 1959 conference membership consisted of University of California, University of Southern California, Stanford University, University of California, Los Angeles, and University of Washington. Washington State University became a member July 1, 1962, with the University of Oregon and Oregon State University joining July 1, 1964.

A quick look at the Pac-10 members:

UNIVERSITY OF ARIZONA

Location: Tucson, Arizona

Enrollment: 31,754

Nickname: Wildcats

Stadium: Arizona (57,000)

Arena: McKale Memorial Center (14,438)

Athletic Director: Dave Strack

UNIVERSITY OF CALIFORNIA

Location: Berkeley, California

Enrollment: 30,000

Nickname: Golden Bears

Stadium: Memorial (76,780)

Arena: Harmon Gymnasium (6,000)

Athletic Director: Dave Maggard

OREGON STATE UNIVERSITY

Location: Corvallis, Oregon

Enrollment: 16,513

Nickname: Beavers

Stadium: Parker (41,000)

Arena: Gill Coliseum (10,500)

Athletic Director: Dee Andros

STANFORD UNIVERSITY

Location: Stanford, California

Enrollment: 6,345

Nickname: Cardinals

Stadium: Stanford (86,307)

Arena: Maples Pavilion (8,000)

Athletic Director: Joe Ruetz

UNIVERSITY OF WASHINGTON

Location: Seattle, Washington

Enrollment: 37,000

Nickname: Huskies

Stadium: Husky

Arena: Edmundson Pavilion (9,400)

Athletic Director: Mike Lude

ARIZONA STATE UNIVERSITY

Location: Tempe, Arizona

Enrollment: 35,278

Nickname: Sun Devils

Stadium: Sun Devil (70,104)

Arena: University Activity Center (14,220)

Athletic Director: Fred Miller

UNIVERSITY OF OREGON

Location: Eugene, Oregon

Enrollment: 16,500

Nickname: Ducks, Webfoots

Stadium: Autzen (42,000)

Arena: McArthur Court (10,000)

Athletic Director: Dr. John Caine

U. OF SOUTHERN CALIFORNIA

Location: Los Angeles, California

Enrollment: 24,500

Nickname: Trojans

Stadium: L. A. Coliseum (93,500)

Arena: Los Angeles

Sports Arena (15,509)

Athletic Director: Richard Perry

UCLA

Location: Los Angeles, California

Enrollment: 32,130

Nickname: Bruins

Stadium: L. A. Coliseum (93,000)

Arena: Pauley Pavilion (12,800)

Athletic Director: J. D. Morgan

WASHINGTON STATE UNIV.

Location: Pullman, Washington

Enrollment: 16,500

Nickname: Cougars

Stadiums: Spokane-Albi (35,000)

Pullman-Martin (27,500)

Arena: Performing Arts Coliseum (12,800)

Athletic Director: Sam Jankovich

Pacific-10 Conference Conference of Champions

For the ninth consecutive year, Pacific-8 Conference members have won at least five NCAA team championships in one year. It is a rather remarkable achievement considering the Pac-8, which became the Pac-10 Conference July 1, 1978 with the addition of University of Arizona and Arizona State University, is the only major collegiate athletic conference to ever win five national team championships in a single year.

Southern California led the way in 1977-78 as the Trojans won NCAA titles in track and field and baseball within the span of five days. Stanford won the tennis title, while California came out on top in water polo and Oregon ran away with the cross country championship.

Pacific-10 members have won NCAA team titles at an incredible rate. To illustrate — 13 basketball titles, more than any other conference. The Pac-10 is also the only conference to have four different members (UCLA, California, Oregon and Stanford) win the basketball title; 11 of the last 12 baseball titles; nine of the last 16 in swimming; 18 of the last 19 in tennis; 15 of the last 18 in outdoor track; seven of nine in volleyball; eight of the last nine in water polo.

Southern California is the national leader in both team and individual NCAA titles. The Trojans have won 63 team championships, with UCLA the runner-up with 36. USC has won at least one NCAA championship every year since 1959 and is the only school to ever win championships in seven different sports. Stanford is right behind, having won titles in six separate sports. A sport by sport look:

— Basketball — 13 titles overall, including 10 by UCLA in the last 15 years.

— Baseball — 18 titles overall, including 11 of the last 12. Southern California won this year, with new Pac-10 members Arizona State and Arizona winners in 1977 and 1976. Thus, the Pac-10 will have the past three national champions going head to head in conference play next season.

— Cross country — Oregon won this year. In fact, the Ducks have taken four of the last seven titles.

— Crew — Washington and California have taken 19 IRA Championships between them.

Golf — Stanford has taken six titles. Arizona State was runner-up this year.

— Swimming — Southern California has won nine titles, including four in a row from 1974-1977.

— Tennis — Almost totally dominated by the Pac-10 with 28 of 35 championships. Stanford has won the last two, UCLA and Southern California have each won 12 tennis titles.

Track (indoor) — Washington State won the 1977 title.

— Track (outdoor) — Southern California has won 27 of 57 NCAA track titles, including 1978. Arizona State won in 1977.


— Water Polo — Pac-10 teams have won eight of the nine titles contested. California, winners in 1977, has four titles, UCLA has three.

— Volleyball — Pac-10 has won seven of nine volleyball championships, with six of those victories by UCLA.

— Football — There is no NCAA championship in Division I, but Southern California has finished atop the wire service polls four times in the last 16 years.

The fact that the Pacific-8 Conference was the strongest athletic conference in the country is indisputable. The addition of Arizona and Arizona State University will make the new Pacific-10 Conference even stronger. Unquestionably the Pac-10 is the Conference of Champions.

Pacific-10 National Championships		NCAA Team Championships	
Baseball	18	Southern California	63
Basketball	13	UCLA	36
Cross Country	5	Stanford	16
Crew	19	California	10
Golf	6	Oregon	9
Gymnastics	3	Arizona State	5
Swimming	10	Washington State	2
Tennis	28	Arizona	1
Track-Indoor	3	Oregon State	1
Track-Outdoor	41		
Volleyball	7		
Water Polo	8		
Football (wire service polls)	5		



STEVE COURY
Beavers' Leading Receiver



Oregon State's Football Future

1979

- Sept. 8 New Mexico at Albuquerque
- Sept. 15 USC AT CORVALLIS [N]**
- Sept. 22 Kansas State at Manhattan
- Sept. 29 ARIZONA STATE AT CORVALLIS**
- Oct. 6 Washington at Seattle
- Oct. 13 California at Berkeley
- Oct. 20 SAN JOSE STATE AT CORVALLIS**
- Oct. 27 STANFORD AT CORVALLIS**
- Nov. 3 WASHINGTON STATE AT CORVALLIS**
- Nov. 10 Bye
- Nov. 17 Arizona at Tucson
- Nov. 24 Oregon at Eugene

1980

- Sept. 6 UCLA AT CORVALLIS [N]**
- Sept. 13 Wyoming at Laramie
- Sept. 20 Arizona State at Tempe (N)
- Sept. 27 Texas at Austin
- Oct. 4 Bye
- Oct. 11 WASHINGTON AT CORVALLIS**
- Oct. 18 California at Berkeley
- Oct. 25 SYRACUSE AT CORVALLIS**
- Nov. 1 Stanford at Palo Alto
- Nov. 8 Washington State at Pullman
- Nov. 15 Bye
- Nov. 22 ARIZONA AT CORVALLIS**
- Nov. 29 OREGON AT CORVALLIS**

1981

- Sept. 12 TBA
- Sept. 19 LSU at Baton Rouge (N)
- Sept. 26 Minnesota at Bloomington
- Oct. 3 USC AT CORVALLIS**
- Oct. 10 WASHINGTON STATE AT CORVALLIS**
- Oct. 17 Washington at Seattle
- Oct. 24 Oklahoma at Norman
- Oct. 31 California at Berkeley
- Nov. 7 STANFORD AT CORVALLIS**
- Nov. 14 ARIZONA AT CORVALLIS**
- Nov. 21 Oregon at Eugene

1982

- Sept. 11 Arizona at Tucson (N)
- Sept. 18 LSU at Baton Rouge (N)
- Sept. 25 KANSAS STATE AT CORVALLIS**
- Oct. 2 Kansas at Lawrence
- Oct. 9 Washington State at Pullman
- Oct. 16 WASHINGTON AT CORVALLIS**
- Oct. 23 USC at Los Angeles
- Oct. 30 CALIFORNIA AT CORVALLIS**
- Nov. 6 Arizona State at Tempe
- Nov. 13 TBA
- Nov. 20 Bye
- Nov. 27 OREGON AT CORVALLIS**

SCHEDULE OF OSU OPPONENTS

DATE	BYU	ARIZONA	TENN.	WASH.	MINN.	USC	STANFORD	WSU	UCLA	ASU	OREGON
Sept. 9	OSU [N] Corvallis	Kansas St. [N]		UCLA		Texas Tech	Oklahoma	Nevada-LV [N-Spokane]	UCLA	UOP [N]	at Colorado
Sept. 16	at Arizona State [N]	OSU [N] Tucson	UCLA [N]	Kansas	Toledo	at Oregon [N]	San Jose State	Idaho	at Tenn. [N]	BYU [N]	USC [N]
Sept. 23	Colorado State	at Texas Tech [N]	at Alabama	at Corvallis	Ohio State	at Alabama [N]	at Illinois	Arizona St. [Spokane]	at Kansas	at WSU [Spokane]	TCU [N]
Sept. 30	at New Mexico	Iowa [N]	at Army	Alabama	at UCLA [N]	Michigan St. [N]	Tulane	Army	at Minnesota [N]	at Texas El Paso [N]	at Wisconsin
Oct. 7	Utah State	at Michigan		at Alabama	OSU Minneapolis		at UCLA [N]	at Stanford	Stanford [N]	at N'western	at California
Oct. 14	at Oregon	California [N]		at Stanford	Iowa	at Arizona State [N]	Washington	at UCLA [N]	WSU [N]	USC [N]	BYU
Oct. 21	Texas El Paso		Alabama	Oregon	at N'western	OSU Los Angeles	at WSU	Stanford	at California	at Washington	at Washington
Oct. 28		at *UCLA [N]	Mississippi St. [M'phis]	Arizona State	at Michigan	California	OSU Palo Alto	at Oregon	*Arizona [N]	at Washington	at WSU
Nov. 4	Wyoming	at Washington	Duke	Arizona	Indiana	at Stanford	USC	OSU Pullman	Oregon	California [N]	at UCLA
Nov. 11	San Diego State	at Oregon	at Notre Dame	at USC	at Michigan St.	Washington	at Arizona State [N]	at California	OSU Corvallis	Stanford [N]	Arizona
Nov. 18	at Utah	WSU [N]	Mississippi		Illinois	UCLA	at California	at Arizona [N]	USC	OSU Corvallis	
Nov. 25	at Hawaii [N]	Arizona St. [N]	Kentucky	at WSU [Spokane]	at Wisconsin	Notre Dame		Washington [Spokane]		at Arizona [N]	OSU Corvallis
Dec. 2	Nevada-LV [Tokyo]		at Vanderbilt			at Hawaii [N]			*Oct. 27		

*Oct. 27

**Sept. 29

*Oct. 27