




# Oregon State Women's Basketball

**Chelle Flamoe**

**1987** / **1988**



**Cynthia Jackson**

# 1987-88 OREGON STATE WOMEN'S ALPHABETICAL BASKETBALL ROSTER

## Numerical Roster

NO	NAME	POS	HGT	WGT	BIRTH	YR	EX	HOME TOWN (High School-JC)
24	Brooks, LaCole	F	6-1	178	3-30/67	JR	TR	Richmond, CA (Berkeley-Merritt College)
35	Cherry, Michele	G	5-6	146	7/26/69	FR	HS	Lostine (Wallowa)
15	** Dalluge, Debbie	F	6-1	160	2/8/66	SR	3V	Billings, MT (Billings West)
34	Daniels, Shanna	F	5-11	172	8/26/69	FR	HS	Sandy (Sandy)
44	Ernst, Angela	F	6-0	167	12/7/68	FR	HS	St. Paul (St. Paul)
11	**Flamoe, Chelle	G	5-11	138	3/13/67	JR	2V	Tacoma, WA (Bellarmine)
14	Gray, Yasmin	F	5-7	149	6/3/67	JR	TR	Oakland, CA (Castlemont-Merritt College)
32	**Haynes, DeRhonda	G	5-8	167	9/2/66	JR	2V	Berkeley, CA (Berkeley)
10	**Jackson, Cynthia	G	5-7	132	5/22/67	JR	2V	Richmond, CA (El Cerrito)
22	*Johnston, Sue	F	6-0	170	4/12/67	JR	1V	Pendleton (Pendleton-Clackamas Community College)
4	Maryntschak, Izzy	G	5-8	141	8/31/69	FR	HS	Kitimat, B.C., Canada (Kitimat)
42	Matthews, Susie	C	6-4	167	2/8/69	FR	HS	Paradise, CA (Paradise)
30	*McLean, Tara	F	5-9	143	8/21/66	SR	1V	Ventura, CA (Buena-Ventura JC)
45	Parriott, Kari	C	6-2	177	5/20/70	FR	HS	Cerritos, CA (Valley Christian)
12	Smits, Mireille	C	6-5	181	11/19/69	FR	HS	Eindhoven, Holland (Eckart)

\* Indicates Number of Letters Won

**HEAD COACH:** Aki Hill (198-85, starting 10th year at OSU and 10th year overall)

**ASSISTANTS:** Alan Lambert, Robyn Clark

Letter Winners Returning: 6 Seniors: 2

Letter Winners Lost: 4 Juniors: 6

Starters Returning: 2 Sophomores: 0

Freshmen: 7

Maryntschak -MARR-in-Chuck  
Mireille Smits -Mah-RAY  
Kari Parriott -Pear-REE-ott

Flamoe  
McLean  
Dalluge

-FLAME-oe  
-Mc-CLAIN  
-Dah-LUGE-ee

### PRONUNCIATION GUIDE:



# OREGON STATE STAFF

All personnel may be reached through the Athletic Department during regular working hours. Office and home numbers are listed below.

## OFFICE NUMBERS

Athletic Department	Area Code 503-754-2611
Ticket Office	754-4455; (Oregon Only) 1-800-GO-BEAVS
Sports Information Office	754-3720
Football Office	754-2614
Beaver Club	754-2370
Portland Beaver Club Office	226-0135
Women's Basketball	754-2800
Gymnastics	754-2823
Baseball	754-2825
Academic Counselors	754-2819
Crew	754-2820
Trainers	754-4118
Equipment	754-2136
Weight Room	754-2119
Wrestling Office	754-3224
Groundsman Office	754-2328
Parker Stadium Press Box	754-2410 & 754-2795
Basketball Press Row	754-3720
Coleman Field Press Box	754-2328
Patrick Wayne Valley Field Press Box	754-4975 & 754-2190

## HOME NUMBERS

### FOOTBALL OFFICE — 754-2614

Head Football — Dave Kragthorpe	752-3198
Recruiting Coordinator —	
Assistant — Dan Ferrigno	758-1605
Assistant — Mark Webber	753-1423
Assistant — Garth Hall	758-1270
Assistant — Tim Hundley	757-2563
Assistant — Gary Knecht	753-5047
Assistant — John Neal	753-2222
Assistant — Charlie Stubbs	757-2471
Assistant — Randy Wegner	(Lebanon) 451-2741
Strength Coach — Robert Oviatt	758-8077
Grad Assistant — Robert Laturnus	752-3336
Grad Assistant — Osia Lewis	758-0306
Grad Assistant — Darren McKay	
Grad Assistant — Roggy Pflug	752-4640
Grad Assistant — Randy Navalinski	758-8503
Football Secretary — Francine Counihan	752-0402
Football Secretary — Julie Cox	

### SPORTS INFORMATION OFFICE — 754-3720

Assistant Athletic Director/SID — Hal Cowan	757-1446
Associate SID — Mike Corwin	758-5500
Photographer — Mike Shields	752-5455
SID Secretary — Joan Westfall	753-4516
Student Assistant — Scott Ball	758-5295
Student Assistant — Glenda Curry	753-1900
Student Assistant — Dennis Nelson	753-4836
Student Assistant — Ted Trask	752-6286

### ATHLETIC ADMINISTRATION OFFICE — 754-2611

	OFFICE NUMBER	HOME NUMBER
Athletic Director — Lynn Snyder	754-2611	758-5588
Associate Director — Jack Davis	754-2611	753-2906
Assistant Director — Hal Cowan	754-2611	757-1446
Assistant Director — Bob Herndon	754-2370	754-7983
Assistant Director — Jerry Ward	754-2611	758-1922
Special Administrative Assistant — Jack Rainey	754-2611	926-4770
Special Administrative Assistant — Paul Valenti	754-2611	753-3731
Budget Officer — Odell Wood	754-2611	754-7601
Accountant — Betty Cochran	754-2611	(Lebanon) 258-8653
Academic Counselor — Mike Beachley	754-2819	757-7545
Assistant Academic Counselor — Mary Alice Stander	754-2819	753-2027
Team Doctor — Dr. Richard Cronk		(Office) 757-9021
Equipment Manager — Greg Goracke	754-2136	757-2572
Basketball Equipment Manager — Bill Wojciechowski		745-5806
Groundsman — Tom Ries	754-2328	754-9190
Event Manager — Del Kerber	754-2611	757-8593
Women's Representative to Pacific-10 — Laura Worden	754-2611	753-5726
Ticket Manager — Elaine Van Vleet	754-4455	752-3809
Assistant Ticket Manager — Dorothy Mejdell	754-4455	758-2712
Travel Clerk — Jean Reiman	754-2611	753-7288
Trainer — Ken Kladnik	754-4118	753-1488
Assistant — Mike Sandago	754-2153	753-1503
Assistant — Lori Carter	754-2139	752-5339
Laundry — Bob Cochran	754-2611	(Lebanon) 258-8653

	OFFICE NUMBER	HOME NUMBER
<b>PROMOTIONS</b>		
Director — Patti Drapela .....	754-2611	
<b>BEAVER CLUB OFFICE — 754-2370</b>		
Beaver Club Director — Bob Herndon .....	754-2370	754-7983
Assistant Director — Aaron Thomas .....	754-2370	757-3307
Assistant Director — Ed Knecht .....	754-2370	(Portland) 641-7292
Special Assistant — Dee Andros .....	754-2370	753-5886
<b>COACHING STAFF</b>		
Baseball — Jack Riley .....	754-2825	757-0523
Assistant — Del Kerber .....	754-2611	757-8593
Basketball (Men) — Ralph Miller .....	754-2611	757-1897
Assistant — Jim Anderson .....	754-2611	757-8439
Assistant — Lanny Van Eman .....	754-2611	758-3446
Basketball (Women) — Aki Hill .....	754-2800	753-0382
Assistant — Robyn Clark .....	754-2800	754-9296
Assistant — Alan Lambert .....	754-2800	758-3672
Crew — David Emigh .....	754-2820	753-0956
Assistant — Roger Payne .....	754-2820	752-2387
Football — Dave Kragthorpe .....	754-2614	752-3198
Golf (Men) — Rick Garber .....	754-2611	753-8818
Golf (Women) — Walt Kennick .....	754-2611	753-7937
Gymnastics (Women) — Jim Turpin .....	754-2823	752-0132
Assistant — Richard Foxal .....	754-2823	752-5912
Part-Time Assistant — Jill Hicks .....	754-2823	929-2347
Softball (Women) — Carol Browning .....	754-2611	757-3628
Swimming (Women) — Laura Worden .....	754-2611	753-5726
Assistant — Julie Skowhede .....	754-2611	753-4521
Track & Field (Men & Women) — Chuck McNeil .....	754-2611	754-8419
Assistant — Mike Chriss .....	754-2611	757-3650
Assistant — Doug Hicks .....	754-2611	753-5390
Wrestling — Dale Thomas .....	754-3224	(Eddyville) 438-4471
Assistant — Jim Crumley .....	754-3224	757-7827
Volleyball (Women) — Guy Enriques .....	754-2611	
<b>ATHLETIC DEPARTMENT SECRETARIES</b>		
Susan Carpenter, Wendy Chandler, Francine Counihan, Julie Cox, Anne Harper, Sandy Johnson, Karen Logan, De Peters, Mary Ellen Wax, Kris Wilburn, Lynda Wolfenbarger.		
<b>SPORTS INFORMATION HOT LINE</b>		
(Interview tape recording service) .....		754-2000

#### MEDIA BOOK PURCHASE

The 1987-88 edition of the Oregon State women's basketball media guide for PRESS-RADIO-TELEVISION contains the basic information on OSU women's basketball and was compiled and edited by Hal Cowan, Assistant Athletic Director/Sports Information Director. THIS BOOK MAY BE PURCHASED FOR \$5.00 PER COPY, PLUS \$2.00 TO COVER MAILING COST.

#### PHOTO CREDIT

The photos used in this guide were taken by Dave Nishitani and Mike Shields.



# Table of Contents

## THE UNIVERSITY

Gill Coliseum .....	84
Oregon State Facilities .....	85-86

## COACHES & STAFF

Oregon State Staff .....	1-2
Head Coach Aki Hill .....	5
Assistant Coach Alan Lambert .....	6
Assistant Coach Robyn Clark .....	6
President of OSU, John V. Byrne .....	7
Athletic Director, Lynn Snyder .....	8
Support Staff Mug Shots .....	9

## THE SEASON

The Season Outlook .....	11-14
OSU Roster .....	IFC
Beaver Profiles .....	16-41

## THE OPPONENTS

Opponents .....	44-59
Big O Classic .....	67

## IN REVIEW

OSU Statistics .....	62-66
----------------------	-------

## THE RECORD BOOK

Oregon State Records .....	70-73
Gill Coliseum Records .....	74
Series Records .....	76-78
Year By Year Results .....	79-80
Oregon State History .....	82-83



**The Coaching Staff . . .**



# Coaches & Staff

**Head Coach:** Aki Hill  
**Year at OSU:** 10th  
**OSU Record:** 168-85  
**Career Record:** 168-85  
**Birthdate:** July 7, 1940, in  
 Tsugawa, Niigata (Japan)



In just nine seasons at Oregon State University, women's basketball coach Aki Hill has transformed the Beaver program into one of the finest in the country.

Hill has guided the Beavers into post-season play in six of her nine seasons, including two consecutive NCAA appearances, 1983 and 1984. She has led Oregon State to 20 or more wins in five of the last nine seasons and has a career winning percentage of .671. She has coached an All-American center, an All-American forward and an All-American guard at OSU. And she was named Coach of the Year by her peers in the Northern Pacific Athletic Conference (NorPac) in both of the league's first two years.

The 47-year-old Hill is regarded as one of the best women's basketball coaches in the country and has a style unique among collegiate women's teams. Her halfcourt press defense is an Oregon State tradition as is the Beavers' 40 minutes of constant pressure.

Hatsue Aki Hill is a native of Japan. She trained under some of basketball's most noteworthy authorities, including the legendary UCLA coach John Wooden. Other mentors of Hill include Tatsuo Hata, a leading Japanese authority on basketball; Hall of Famer Pete Newell; and Stu Inman, former General Manager for the Portland Trailblazers.

Hill has spent the past 27 years playing, studying and coaching basketball. Her U.S. coaching career began in 1976, when she was an assistant at Foothill Community College and Santa Clara University in California.

In 1970, Hill became the first and only woman coach in Japan's 75-team AAU organization. She coached the Tokyo Marine Insurance teams, guiding one to a second place national finish during her final year.

In 1972, Hill took a leave of absence from coaching to study in a special program under Wooden at UCLA. She is one of the few women, or Japanese, coaches to have such an extensive background of training in the United States.

As a player, Hill competed for three years in high school basketball, then seven years on an AAU first division team in Japan. She was a starting guard for the Tokyo Marine Company, the same team she later coached. Her team won the national championship in 1965.

Hill has been nominated for national Coach of the Year honors four times in her nine years at Oregon State. She has to her credit a pair of National Women's Invitational Tournament titles, two Northwest Women's Basketball League crowns and a NorPac championship.

## THE AKI HILL ERA AT OSU

<b>1979</b> — NWBL champs	(15-7)	<b>1984</b> — NCAA berth	(21-8)
<b>1980</b> — NWIT champs	(23-8)	<b>1985</b> — 2nd NorPac	(19-10)
<b>1981</b> — NWBL champs	(22-6)	<b>1986</b> —	(7-21)
<b>1982</b> — NWIT champs	(20-8)	<b>1987</b> —	(17-11)
<b>1983</b> — NorPac champs	(24-6)	<b>1978-87</b> — 7 post season berths	168-85

**Assistant:** Alan Lamar Lambert

**Year at OSU:** 3rd

**College:** Western State College  
(Colorado)

**Birthdate:** April 14, 1955 in

Indianapolis, Indiana

Alan Lambert joined the Beaver basketball program after a year at Penn State University where he served as graduate assistant coach for the Nittany Lions, who ranked ninth nationally in 1985 and won the NCAA Eastern Regional Championship.

Lambert, 32, is a 1978 graduate of Western State College in Gunnison, Colorado. He earned two letters in basketball at Western State earning All Rocky Mountain Conference Honorable Mention. He captained his team in 1978 and led the team in assists while shooting 53% from the field. Lambert also attended Cuesta Community College in San Luis Obispo, California for two years again lettering twice in basketball.

For four seasons he worked as an assistant men's coach at Cuesta after graduation, helping his team to the California State Junior College Playoffs three of those seasons. The 1975-76 Cuesta team finished as league champions and reached the Final Four of the California JC championships.

Lambert received a master's degree from Cal Poly San Luis Obispo in 1981 in Physical Education and will finish Ph.D. work from Penn State University sometime in the near future. While pursuing his Ph.D. at Penn State he assisted the Lady Lions basketball team to their best ever finish and a 28-5 record.

A graduate of San Luis Obispo High School, Lambert was second team All-Northern League.

He is married to the former Geri Owen and he has one brother, Russell, 33, and one sister, Pamela, 26.



**Assistant:** Robyn Rochelle Clark

**Year at OSU:** 3rd

**College:** Oregon State University

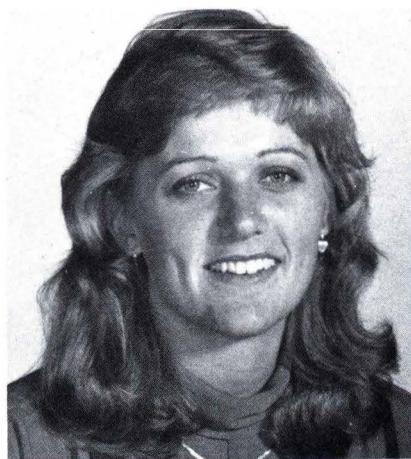
**Birthdate:** August 18, 1961

One of Oregon State's all-time top players returned to the Beaver program in 1985 as an assistant. Robyn Clark, 26, who ranks among the Beaver career leaders in several major categories, is back with the Beavers after playing a year of professional basketball in Belgium.

A 1984 graduate of Oregon State with a B.S. degree in Business Administration, Clark is the fourth leading scorer in OSU women's basketball history with 1009 points to her credit. She also ranks in the top 10 for the Beavers in rebounding (2nd with 612), assists (4th with 258) and steals (4th with 238). She averaged 8.7 points a game during her four seasons with the Beavers and earned Honorable Mention to the NorPac Conference All-Star team her senior season (1984). She was also Beaver co-captain as a senior and played on two NWIT champions and the 1984 NorPac champions.

She played professionally for the Monceau Sur Sambre Belgium team that won the national championship of Belgium in 1985.

Originally from Waco, Texas, Clark attended Clover Park High School in Tacoma, Washington before attending Oregon State. At Clover Park she competed in volleyball, basketball and track. She was twice an All-Conference player in basketball and finished third in the state high jump in 1979.





# Administration

## DR. JOHN V. BYRNE President

**Started at OSU:** Initially in 1960; As president, January of 1985

**Previous Employment:** National Oceanic and Atmospheric Admin., Washington D.C., 1981-84

Oregon State University, 1960-81

Research Geologist, 1955-60

University of Southern California, 1953-55

**Born:** May 9, 1928, in Hempstead, New York

**Education:** B.S., Marine Geology, Hamilton College, Clinton, NY, 1951

M.S., Geology, Columbia Univ., 1953

Ph.D., Marine Geology, Univ. of Southern California, 1957

On January 1, 1985, John Byrne succeeded Robert MacVicar as president of Oregon State University, Oregon's oldest and largest state-supported institution of higher education.



Byrne is familiar with the campus. He spent 21 years at Oregon State before he was nominated by President Ronald Reagan and confirmed by the U.S. Senate in 1981 as administrator of the National Oceanic and Atmospheric Administration. He returned to Corvallis three years later to lead the university into the latter portion of the 20th century.

Byrne began his science and teaching career as a laboratory instructor at USC in 1953. In 1955, he entered the private sector as a research geologist until he joined the Oregon State faculty in 1960 as an associate professor in what was then the department of oceanography. He became department chairman in 1963, was promoted to full professor in 1965 and was selected dean of the OSU school of oceanography in 1972 (the program is now the college of oceanography).

After four years as dean of research and, concurrently, one year as acting dean of the OSU graduate school, Byrne was appointed vice president for research and graduate studies in 1980. His responsibilities included direction of the OSU research program, which then involved more than 800 separate projects with a total annual support base of \$40 million, and the graduate school with its 2,500 master's and doctoral students.

Byrne and his wife, Shirley, have four children, Donna, Karen, Lisa and Steve.

## DR. LYNN J. SNYDER Director of Athletics



**Started at OSU:** July of 1985

**Previous Employment:** Marshall Univ., Huntington, WV, 1979-1985  
Univ. of Illinois, Urbana-Champaign, 1966-1979

**Born:** March 6, 1942, in Bloomington, Illinois

**Education:** B.S., Personnel Management, Univ. of Illinois, 1964  
M.Ed., Educational Psychology, Univ. of Illinois, 1969  
Ph.D., Educational Psychology, Univ. of Illinois, 1978

In 1985, Lynn Snyder replaced Dee Andros as Oregon State's ninth director of intercollegiate athletics after six successful years in the same capacity at Marshall University.

Under Snyder, Marshall doubled the athletic budget in six years through increased revenues from fund raising, radio and TV, despite a 50% reduction in state support. Institution of an academic program to help student-athletes attain their degrees, and development of a departmental computer system are further accomplishments during Snyder's tenure.

Snyder appointee Rick Huckaby advanced Marshall basketball to the next level with NCAA Tournament berths in 1984 and 1985. In 1984, the school experienced its first winning football season in 19 years under first-year coach Stan Parrish, another Snyder hiring. Marshall was 39th in the nation in basketball attendance (8,799 avg.) and 15th in 1-AA football attendance (15,650 avg.) in 1984-85, both school records. During his six-year stay at Marshall, Lynn spearheaded several facility improvements, including a new basketball arena, a new baseball facility and a new training table facility. Marshall was in the process of gaining final approval for a new campus football stadium seating 25,000 when Snyder left the school.

He started at Illinois in 1966 in the office of admissions and records as a systems and procedures analyst. He held that position until 1969, when he was named assistant dean in the college of liberal arts and sciences with primary duties including supervision of a departmental budget totaling \$30 million.

In 1972, Lynn decided to turn to athletics and accepted the position of assistant athletic director at Illinois. His duties included grants-in-aid and eligibility processing, academic advising, rule interpretation, facility scheduling, equipment purchasing, budget planning, summer job procurement and promotion of programs and activities.

Lynn became associate director at Illinois in 1978, a title he held until taking the Marshall job in 1979. As associate director, his duties were expanded to include supervision of budgeting for the ticket office, golf course operations, equipment and laundry operations and training table. He had responsibility for maintenance of all facilities, staging of all events, and football and basketball travel and promotion.

Lynn graduated from Mount Vernon Township High School in Mt. Vernon, Ill., in 1960. There, Lynn earned nine letters while competing in football, basketball, baseball and track and field. At Illinois, he played freshman baseball and was on the golf team his sophomore and junior years.

Upon graduation from Illinois, Lynn spent 1964-66 as a 1st Lieutenant in the U.S. Army Quartermaster Corps.


He and his wife, Louesa, have three daughters - Gretchen, Bridget and Erica. Lynn is a member of the National Association of Collegiate Directors of Athletics, International Rotary and the First Presbyterian Church. He enjoys golf and gardening.




# SUPPORT STAFF



**MICHAEL BEACHLEY**  
Academic Counselor




**LORI CARTER**  
Assistant Trainer



**MIKE CORWIN**  
Associate SID



**HAL COWAN**  
Assistant Athletic  
Director/SID



**PATTI DRAPELA**  
Promotions Director




**GREG GORACKE**  
Equipment Manager




**BOB HERNDON**  
Assistant Athletic  
Director/Beaver Club



**DEL KERBER**  
Event Manager



**KEN KLADNIK**  
Head Trainer



**MIKE SANDAGO**  
Assistant Trainer



**MARY ALICE STANDER**  
Assistant Academic  
Counselor



**AARON THOMAS**  
Assistant Director  
Beaver Club



**ELAINE VAN VLEET**  
Ticket Manager




**JERRY WARD**  
Assistant Athletic  
Director/Business Mgr.



**ODELL WOOD**  
Budget Officer



**LAURA WORDEN**  
Women's Representative  
to Pac-10



**The Outlook . . .**



# 1987-88 OUTLOOK

(THE FOLLOWING IS A QUESTION AND ANSWER SESSION WITH HEAD COACH AKI HILL)

**QUESTION: WHAT DOES THE LOSS OF DeCREE, RASPBERRY AND ARBUCKLE DO TO THIS YEAR'S TEAM?**

"We choose not to dwell on what the losses are, but rather what gains are this year. I think that basically we are going to be a little different type of team. Not necessarily in the style that we play, but the strengths that we have certainly will be different than last year's team. We will not be as quick a team from top to bottom, but we will have more size and more depth at some positions. We will have to play the game at a little more advanced level and not have to rely as much just on athletic ability."

**QUESTION: YOU WERE A TEAM THAT USED A FULL COURT PRESSURE DEFENSE LAST YEAR. WILL YOU BE THE SAME THIS YEAR?**

"Oregon State is always a pressing defensive team. In all the years I have been here, we have never changed our basic philosophy defensively, and that philosophy is that we will pressure teams for forty minutes. Whether it's full court man-to-man pressure or zone trap pressure, you can be guaranteed that Oregon State will play pressure defense. The things that will change will be more subtle changes in terms of where the emphasis of the pressure is, whether it's full court or half court. That is primarily what the change will be on the defensive end of the floor."

**QUESTION: HOW WILL YOU ATTACK FROM AN OFFENSIVE STANDPOINT?**

"I think we'll go with our strengths, as do most teams. Much depends on how the freshmen come on this year, but we are very optimistic about the scoring potential of our post players. We finally have some size. We think that Kari Parriott skillwise is fairly advanced for an incoming freshman and she should be able to add to our scoring capabilities inside. Mireille Smits has tremendous potential as a post player and we'll just have to watch what her progress is during the year, but certainly she'll make a contribution. She is capable defensively of neutralizing somebody in the middle and we haven't had that for a couple of years. Before her career is over at Oregon State we think she will become one of the best centers on the West Coast."

**QUESTION: WILL YOU BE AN IMPROVED REBOUNDING TEAM OVER LAST YEAR?**

"I think because we have a little bit more size we should be more competitive on the boards. I think we were last in the Pac-10 last year in rebounding and we must be an improved team on the boards. To say how much improved I think is a little bit premature, because there are still a lot of unknowns about which seven or eight are going to get the bulk of playing time. From an athletic standpoint, we are not going to have the so-called jumpers — the kids who really can just use natural ability to get up on the boards, but we're going to have some people that sizewise are able to compete in the rebounding department."

**QUESTION: WILL YOU BE ABLE TO RUN THE BREAK AS WELL AS LAST YEAR?**

"I think that we probably will not be as quick in the transition but I believe we will be more effective in transition. By that I mean that last year we ran virtually every time we would get a rebound or steal, and yet at the other end of the floor maybe we were only scoring thirty or forty percent of the time. Even if we have lost a little quickness, which is not much for the team that we have, I believe that percentage of scoring off the break will increase. So, in a sense I think we can be a more effective fast-breaking team because we have people as a whole who maybe understand the break, understand how to use their teammates and not have to rely strictly on their athletic ability."

**QUESTION: DO YOU FEEL YOU WILL HAVE THE ABILITY TO GO INSIDE MORE ON OFFENSE THIS YEAR AND NOT HAVE TO BE AS MUCH OF A PERIMETER TEAM AS LAST YEAR?**

"I think so. We will be a much more balanced team on offense. In watching some of the game films last year, we basically performed from the perimeter and almost ignored the post because we just couldn't get very high percentage shots inside and that certainly won't be the case this year. I think we have two or three people that are capable of scoring inside. What that does is takes some of the pressure off the perimeter shooters and you'll probably see us become a little better perimeter-

**IZZY MARAYNTSCHAK** — Izzy is really going to surprise some people. She is a tremendously hard worker, dedicated and a very bright young lady who has just a tremendous amount of magnetism on the floor. She is a born leader. She is able to do a lot of things that you want college guards to do right when they come in. She is able to handle the ball, she's got excellent shooting range, of course, being from Canada. She is able to shoot the three point-shot. She is very aggressive defensively. I think that she will fit in right away into our defensive system."

**SUSIE MATTHEWS** — We realize that Susie has some work to do because she was not as advanced skillwise coming out of high school as some of the other players we have. But she also is a tremendously hard worker who is very dedicated and really wants to be a good player. She will see some action inside and I think a lot of that will depend on how her offensive skills improve. She has pretty good defensive skills and works very hard on defense. Offensively we need to improve her ability to recognize when she has a shot and when she doesn't and basically to have a good concept offensively inside in the post."

**KARI PARRIOTT** — Kari is one of the most skilled women's basketball players coming out of high school in the post that I have seen in recent years. She has good athletic ability. She runs well and she hustles up the floor. She may not be in the top five percent of the athletes that were available this year, but she certainly is in the top 20 percent. Offensively she can score from 15 feet on in from about any position. She can pivot left, pivot right and she uses both hands very well. She is a very intelligent player in the post. I think she definitely will be a weapon for us on the inside. Defensively Kari certainly understands the game, but she will have to make the adjustments to OSU's style of play."

**MIREILLE SMITS** — Mireille brings a smile to our face because she is a sleeper. We were fortunate to discover her in Europe. She is a very unusual 6-5 player because she has a low center of gravity and when you watch her she seems like she plays like someone who is 6-0 rather than 6-5. I think what that will do over the long haul is give us more diversity against centers who do not run as well or who are not as mobile. We think before she is through playing here at OSU that you will see her turn into one of the finest centers on the West Coast."

**QUESTION: HOW MUCH HAS CHELLE FLAMOE PROGRESSED?**

"Chelle kind of amazes you because we thought she had already reached the limit of her potential physically her first year here and then in the second year she gets better. We looked at her at the end of last year and felt she probably again reached her full potential and now she comes back and you get the feeling that she is going to improve a little bit more. I think she is the kind of young lady who will never accept her limitations. She does not believe she has any limitations and she works to overcome any weakness she has as a player. She just keeps improving. You love to have a player like her on your team. She is very intelligent and is a leader on the floor."

**QUESTION: DO YOU SEE OSU AS A BETTER HALF COURT DEFENSIVE TEAM THIS YEAR?**

"I think we will be a better half court defensive team this year. It is more likely you will see us playing half court defenses rather than the full court as we will not have quite as much quickness as last year. But we will be a better team because we will be able to stop the interior game the other teams throw up against us. It is very difficult when you don't have much size as we did the last two years to stop the inside game. I think we will neutralize the inside game which will give us a little bit more advantage in terms of forcing people out of their half court offense, whether it be man to man or zone. You will see us constantly forcing teams into lower percentage shots. You won't see the things we have seen in the last two years where teams have lobbed the ball inside for high percentage shots. From that standpoint I think you will see a much improved half court defensive team."

**QUESTION: WILL YOU HAVE A STRONGER HALF COURT OFFENSIVE TEAM?**

"We will be an improved half court offensive team. I think we will have a balanced team that will be able to focus in on two or three different options on offense instead of having to rely strictly on quick cuts or the transition game. I think the goal that we are shooting for offensively is that we would like to have a team that can fast break with anybody, but also a team that can slow it down and work for a high percentage shot in the half court offense. I think we will be closer to that goal this year than we have been in the past two years."



shooting team because they won't be able to play us primarily for the outside shot. So, you should see both areas improve as a result. I would not say we are the best shooting team in the conference, but we have two or three players who are capable of shooting a high percentage from the perimeter, and certainly our inside game is much better that way."

**QUESTION: WHAT DO YOU SEE AS THE BEAVERS' STRENGTH?**

"I think the strengths are that we are beginning to build through the recruiting process, balance at several positions in terms of having quality people in each area. The last year or two, because of the injury situations, we have had to play people out of position. As a result, this presented some problems for the other teams because we had a little more quickness at some positions. However, it may have presented more problems for us on the defensive end. Now we have people who are capable of playing the post and defending the tall center. Now we have a freshman who is really a true point guard and, as a result, I think you are going to see an Oregon State team that is a more balanced team. OSU teams have always been teams that play hard and play with a lot of intensity. You are going to see a team which may be more similar to earlier Oregon State teams in maybe not having the quickness or athletic ability as much, but more a balanced team which will be more effective overall in the course of a season."

**QUESTION: WHAT ARE YOUR CONCERNS GOING INTO THE SEASON?**

"I think we are concerned with the quickness factor. I think that when you get down to it the teams that are the top two or three teams in the conference not only have the balance that we will be able to display this year but may be a half a step quicker at each position. And, while you can be competitive with those teams, that's certainly an area that we are concerned about. The loss of some key people to graduation and injuries has left us not only with less quickness as a team, but we are also going to be less experienced. I think a lot of teams around the league might look at Oregon State and say, "Well, you know . . . they can contend," and we do believe we can, but they are also going to look and realize that we have six freshmen. And, any time you have that many young people, and I suspect two or three will be in very much a contributing role, then there are a lot of unknowns. You really don't know how those younger players are going to perform until you put them into the heat of action."

**QUESTION: HOW WOULD YOU RANK THIS YEAR'S RECRUITING CLASS?**

"I think this is one of Oregon State's strongest classes in the last four or five years. There are always areas as a coach you feel you can do better, but Oregon State will be a better basketball team than last year. The real question mark is that everybody in the Pac-10 is better, and it's an unknown as to who has the best recruiting class until you actually put them out on the floor. The Pac-10 is really moving in a very strong, positive direction in Women's basketball. Basically it's going to come down to what the freshmen do on the floor in terms of really ascertaining what is the strength of this recruiting class."

**QUESTION: YOUR COMMENTS ON THIS YEAR'S RECRUITS.**

**SHANNA DANIELS** — Shanna is a player who is very experienced in the game in the sense that she understands basketball . . . the concepts of basketball. She is quite skilled for a player coming out of high school. She for her size has good passing ability and good shooting ability. She can penetrate. She is a fairly well-balanced all-around player. What Shanna will have to do is make the adjustment to playing at the college level as she will now have players around her that are capable of doing many of the things that she can do. Shanna had a great deal of success and recognition in high school and deservedly so. Now she will be playing against players who are physically stronger and quicker and the real key for Shanna will be how she is able to adjust to the next level of play. But, we have no doubt she will make a contribution this year, and you'll see Shanna playing small forward and, possibly off-guard, at various times."

**ANGELA ERNST** — Angela is a working class player. She has a lot of potential to develop. She is a rugged player who isn't afraid to get in and be physical on the boards. Angela has good shooting ability, but we think she can develop that further. I think that you will see her play some high post as well as low post and she will certainly see some action for us this year."

**QUESTION: WHY WILL OSU BE AN IMPROVED TEAM IN 1987-88?**

"We will be an improved team because we have a little more depth and we have more balance as a team. I think we have a team that will be able to understand the game better and be able to make adjustments more quickly to what other teams do. We are concerned about the change in quickness. I don't know how significant the change will be and we won't be able to tell that until we get out on the floor. On the whole, we will be an improved basketball team. The real question for us will be how much that improvement compares to the improvement of the rest of the teams in the Pacific-10 Conference. I think there will be eight or nine teams in the conference that will be improved over last year and the level of improvement will certainly determine where OSU finishes.

**QUESTION: HOW DO YOU SEE THE PACIFIC-10 RACE?**

"I think Washington and USC are probably the two strongest teams. Washington had a very solid recruiting year. They have everyone back and have a lot of depth. They are a good, solid defensive team and I think those are the teams that generally win championships. Washington has the ability to run or slow it down. USC probably can put the best five players on the floor, but the question here is depth. Stanford is very strong because of a good recruiting class. Stanford is also very young. I think you can take UCLA, which was improved last year, Oregon, Oregon State, California and possibly Arizona, and put them into a tumbler and throw them out and probably be as close as anyone."






**MICHELE CHERRY**

**Player Profiles . . .**





**LaCOLE BROOKS**



# BEAVER PROFILES

## LaCOLE BROOKS, F, 6-1, 178, JR., Richmond, CA (Berkeley-Merritt College)

**PERSONAL** — Born 3/10/67 at Berkeley, CA . . . daughter of Bernice and Melvin Brooks . . . she has six brothers and sisters . . . she is a Business major at OSU . . . she enjoys watching, playing and talking about basketball and going to the movies . . . her top athletic thrill to date has been scoring 18 points and picking off 15 rebounds in the second half of one game . . . she selected OSU because, "my best friends were attending OSU and they loved it."

**BERKELEY** — LaCole earned two letters in basketball and one in softball at Berkeley High School . . . her basketball team produced records of 24-3 and 20-9 her two years as a player . . . she earned all-league honors as a senior and was named her team's MVP . . . she averaged 14 points and 14 rebounds a game as a senior.

**MERRITT COLLEGE** — LaCole played center for two years at Merritt on a team that produced records of 26-4 and 24-9 . . . she averaged 10 points and 11 rebounds a game as a sophomore . . . she was a two-time all-league (Camino Norte/Golden Gate) pick and she also earned All-Northern California and All-State honors as a sophomore.

**OSU** — Came to OSU as a non-scholarship player . . . will fight for time as a reserve forward this year.

PREP AND JC STATISTICS NOT AVAILABLE


## 35 MICHELE ANNETTE CHERRY, G, 5-6, 146, FR, Lostine (Wallowa)

**PERSONAL** — Born 7/26/69 at Oregon City . . . daughter of Gale and Frances Cherry . . . she has one younger brother, Sam, 15 . . . she is a Mechanical Engineering major . . . she entered OSU with a 3.78 GPA . . . her grandfather, Wally Palmberg, was an All-America basketball player at Oregon State in 1936 and Wally Palmberg, Jr. played baseball at OSU . . . she enjoys skiing and softball . . . she was a class officer for three years at Wallowa . . . her top athletic thrill to date was starting four years in a row in high school . . . she selected OSU because, "of the good Engineering school and the people I know here and the location."

**WALLOWA** — Michele earned four letters in volleyball as a power hitter, four in basketball as a guard and two in track as a long jumper . . . she was a two-year captain in volleyball and a three-year captain in basketball . . . she was a three-time all-league (Wapiti) pick in volleyball and basketball . . . she was an A-B state all-star her senior year and a first team All-State choice . . . she was a BCI selection in 1987 and she placed eighth in state track meet as a freshman and sophomore in the long jump . . . she had a high scoring game of 43 points vs. Joseph her junior year . . . she played for coach Gerald Crouser.

**OSU** — Michele will have a hard time earning playing time as a freshman this year.

YEAR	G	FG-FGA	PCT.	FT-FTA	PCT.	WALLOWA STATISTICS								
						REB	AVG.	PF-D	AST-TO	BLK	ST	TP	AVG.	HG
1984	20	69-209	.330	24-61	.393	116	5.8	55	30-61	9	50	162	8.1	
1985	19	125-359	.348	62-122	.508	162	8.5	74	31-52	8	56	312	16.4	
1986	19	190-424	.448	88-138	.638	176	9.3	59	52-70	11	98	468	24.6	43
1987	21	237-616	.385	99-150	.660	230	11.0	54	70-68	17	116	573	27.3	
TOTAL	79	621-1608	.386	273-471	.580	684	8.7	242	183-251	45	320	1515	19.2	43



**DEBBIE DALLUGE**



**15 \*\*\*DEBBIE LYNN DALLUGE, F, 6-1, 161, SR., Billings, MT (Billings West)**

**PERSONAL** — Born 2/8/66 at Anoka, Minnesota . . . daughter of Harland and Gyda Dalluge . . . she has two brothers, Dave, 23, and Danny, 16 . . . she is a Home Economics major at OSU . . . Wayne Gretzky is her favorite athlete . . . she entered OSU with a 3.8 GPA and was a member of the National Honor Society . . . her interests include water skiing, biking and camping . . . she selected OSU because, "I liked the coach, the campus, the gym, the people I met and even the rain."


**BILLINGS WEST** — According to Street & Smith Magazine, Debbie was one of the top 75 prep players in the nation as a senior . . . at Billings West, she was the Most Valuable Player as a junior and senior and was named All-State as both a junior and senior . . . she was also an Academic All-America pick . . . she also earned all-star honors at the prestigious Blue Star basketball camp . . . she earned two letters in basketball as a center on a team went 20-3 and 21-2 in her two seasons.

**OSU** — Knee problems plagued Debbie's performance last year, yet she was still able to play in every game and started 14 games . . . following the season, she was named Pac-10 All-Academic Honorable Mention . . . Debbie had the second best field goal percentage (.480) on OSU squad last year . . . Debbie feels equally at home using either hand to shoot . . . her soft shooting touch makes her extremely valuable in the low post area where she spends most of her time . . . Debbie averaged 7.3 points per game and 3.8 rebounds last year as a junior . . . her highest point output of the season was 21 points at Portland and at home against Arizona State . . . she stepped right into the flow of the OSU program as a freshman, starting in all 29 games as a forward . . . she finished the season as a member of the NorPac Conference All-Freshman team and had a solid all-around year . . . her 14 rebounds in one game was a team high for 1984-85 and she had a season best of 17 points . . . on the year, Dalluge averaged 6.9 points and 6.0 rebounds and also blocked 18 shots along the way . . . she was third in minutes played, but suffered through foul problems much of the season, picking up 95 personals and five disqualifications . . . as a sophomore, she started 26 of 28 games and led the Beavers in scoring with a 15.5 average and was second in rebounds with 6.4 average . . . she led team in blocked shots with 34 and had a one-game scoring high of 34 points in the finals of the Big O Classic when the Beavers won the title against Texas A&M . . . she was named to the Big O Classic All-Tournament Team, plus she was named the MVP of the tourney . . . Debbie was named to the NorPac All-Conference team following the season . . . if she can stay away from knee problems during the upcoming season she could rebound from a tough junior year and regain her sophomore scoring punch.

YEAR	G	FG-FGA	PCT.	FT-FTA	PCT.	REB	AVG.	PF-DQ	AST-TO	BLK-ST	TP	AVG.	HG
1985	29	83-227	.366	34-57	.596	175	6.0	95-5	40-48	40-48	200	6.9	17
1986	28	188-404	.465	57-97	.588	178	6.4	76-1	19-74	19-74	433	15.5	34
1987	28	83-173	.480	37-55	.673	105	3.8	68-2	22-26	16-11	203	7.3	21
TOTAL	85	354-804	.440	128-209	.612	458	5.4	239-8	81-148	68-62	836	9.9	34

**Career Highs**

- Points: 34 — 11/30/85 vs. Texas A&M  
22 — 2/14/86 at California  
21 — 12/7/85 at Eastern Washington; 12/13/86 at Portland; 1/4/87 vs. Arizona State
- Field Goals: 15 — 11/30/85 vs. Texas A&M  
11 — 12/20/85 at Long Beach State, 2/14/86 at California  
10 — vs. three opponents
- Assists: 5 — 2/2/85 at San Jose State  
4 — 11/30/84 vs. Delta State  
3 — vs. three opponents
- Rebounds: 14 — 1/19/85 vs. Washington State  
13 — 12/7/85 at Eastern Washington  
12 — 12/14/85 vs. Washington State
- Free Throws: 7 — 12/7/85 at Eastern Washington  
6 — 1/9/87 at Oregon  
5 — vs. three opponents
- Steals: 3 — vs. eight schools



**SHANNA DANIELS**



Game-By-Game Statistics 1986-87


G# OPP.	G/GS	FG/FGA	FG%	FT/FTA	FT%	OFF			DEF			PF/D	AST	TO	BLK	STL	MIN
						PTS	REB	REB	REB	REB	TOT						
1 Iowa St.	1/ 0	4/ 8	.500	0/ 1	.000	8	2	5	7	4/0	2	1	1	1	1	17	
2. Texas Tech	1/ 0	0/ 1	.000	0/ 1	.000	0	0	1	1	3/0	0	0	0	0	0	12	
3. Long Bch	1/ 1	5/ 11	.455	0/ 2	.000	10	3	1	4	3/0	2	2	0	0	0	33	
4. Boise St.	1/ 1	8/ 14	.571	4/ 5	.800	20	5	2	7	2/0	1	3	0	3	23		
5. Portland	1/ 1	10/ 12	.833	1/ 4	.250	21	3	3	6	3/0	0	0	0	0	0	40	
6. New Mex.	1/ 1	3/ 6	.500	4/ 5	.800	10	2	2	4	3/0	0	0	2	0	0	29	
7. SW Texas	1/ 1	5/ 7	.714	0/ 1	.000	10	3	2	5	1/0	0	0	0	0	0	20	
8. UTEP	1/ 1	1/ 5	.200	2/ 4	.500	4	1	2	3	4/0	0	0	1	0	14		
9. PInd St.	1/ 0	3/ 7	.429	3/ 3	1.000	9	0	4	4	3/0	2	0	2	0	15		
10. Arizona	1/ 1	2/ 4	.500	0/ 0	.000	4	1	1	2	5/1	0	2	0	0	10		
11 Ariz. St.	1/ 1	9/ 11	.818	3/ 4	.750	21	4	6	10	1/0	2	1	2	0	32		
12 Oregon	1/ 0	1/ 7	.143	6/ 8	.750	8	4	2	6	3/0	1	0	0	0	29		
13 Portland	1/ 1	0/ 1	.000	0/ 0	.000	6	2	2	2	1/0	1	1	0	1	10		
14 USC	1/ 1	3/ 7	.429	0/ 0	.000	6	2	2	4	3/0	1	1	0	1	21		
15 UCLA	1/ 1	5/ 7	.714	2/ 3	.667	12	1	1	2	1/0	1	0	0	0	21		
16 Washingt	1/ 1	3/ 7	.429	2/ 2	1.000	8	1	1	2	1/0	1	1	1	2	14		
17 WSU	1/ 0	2/ 3	.667	2/ 2	1.000	6	0	1	1	2/0	1	0	2	0	14		
18 Stanford	1/ 0	3/ 8	.375	2/ 2	1.000	8	1	1	2	1/0	1	1	1	1	15		
19 California	1/ 0	1/ 2	.500	0/ 1	.000	2	0	0	0	2/0	0	1	0	0	5		
20 Arizona St	1/ 0	1/ 5	.200	0/ 0	.000	2	2	1	3	2/0	3	1	1	0	22		
21 Arizona	1/ 0	3/ 4	.750	2/ 2	1.000	8	2	1	3	1/0	0	0	1	0	15		
22 Oregon	1/ 0	1/ 3	.333	0/ 0	.000	2	2	1	3	2/0	0	1	0	0	19		
23 UCLA	1/ 0	0/ 3	.000	0/ 0	.000	0	0	1	1	2/0	0	2	0	0	11		
24 USC	1/ 0	1/ 2	.500	2/ 3	.667	4	2	0	2	5/1	1	2	0	0	14		
25 WSU	1/ 0	0/ 0	.000	0/ 0	.000	0	0	0	0	1/0	0	1	0	0	7		
26 Washingt	1/ 0	1/ 2	.500	0/ 0	.000	2	1	0	1	1/0	0	1	0	0	8		
27 California	1/ 1	2/ 12	.167	0/ 0	.000	4	4	6	10	4/0	2	1	1	1	26		
28 Stanford	1/ 1	6/ 14	.429	2/ 2	1.000	14	0	10	10	4/0	0	3	1	1	38		
TOTALS	28/14	83/173	.480	37/55	.673	203	47	58	105	68/2	22	26	16	11	534		

34 SHANNA RAY DANIELS, G-F, 5-11, 165, FR., Sandy (Sandy)

**PERSONAL** — Born 8/26/69 at Portland . . . daughter of Dennis and Penny Daniels . . . she has one brother, Jason, 10 . . . she is a Business major . . . her hobbies include track, volleyball and shopping . . . lists Magic Johnson as her favorite athlete . . . finished third in the State AAA basketball championships last year as her biggest athletic thrill . . . she selected OSU because of the "coaching and the proximity to home."

**SANDY** — Shanna earned three letters in basketball while playing all five floor positions at various times for Coach John Smith and she earned three letters in volleyball as a middle hitter . . . she also lettered twice in softball and track . . . Shanna played shortstop and catcher in softball and she threw the javelin and shot put in track . . . she led her team to third (senior year) and fifth (sophomore season) places in the State AAA basketball tournament . . . she was also a member of Sandy's 1986 state track and field championship team . . . in basketball as a senior, she was a first team All-State pick and she was third team All-State selection as a sophomore and she was honorable mention All-State as a junior . . . she was first team All-State Tournament as a senior and second team as a sophomore . . . Shanna earned all-league (Mt. Hood Conference) honors in basketball, volleyball, track and softball during her entire three-year career at Sandy . . . played in State-Metro All-Star basketball game following her senior year . . . her best prep game found her scoring 15 points, pulling down 11 rebounds, adding 9 assists and 9 steals . . . her individual high scoring game was 32 points . . . she had 939 career points at Sandy for a school record, plus she holds school records for assists in a season (156), career assists (293), season steals (104), career steals (239) and career rebounds (668).

**OSU** — Shanna figures to see plenty of playing time as a freshman . . . this is what Aki Hill says about Shanna: "She is a player who is very experienced in the game and understands the concepts of basketball. She is quite skilled for a player coming out of high school. She has good passing and shooting ability for her size. She can penetrate well. She is a well balanced all around player. What Shanna will have to do



**ANGELA ERNST**



is make the adjustment to playing at the college level as she will now have players around her that are capable of doing many of the things that she can do. But, we have no doubt she will make a contribution this year. Shanna will play small forward and possibly off guard at various times."

YEAR	G	FG-FGA	PCT.	FT-FTA	PCT.	PREP STATISTICS							
						REB.	AVG.	PF-D	AST-TO	BLKS	ST.	TP	AVG.
1987	23	131-271	.483	47-80	.588	193	8.4	-	132-	-	-	309	13.4


#### 44 ANGELA MARIE ERNST, F-C, 6-0, 167, FR., St. Paul (St. Paul)

**PERSONAL** — Born 12/7/68 at St. Paul . . . daughter of Richard and Maureen Ernst . . . she has three brothers and a sister, Ben, 16; Nick, 12; Madeline, 11; and Andrew, 8 . . . she is majoring in Physical Education . . . Angela entered OSU with an impressive 3.66 GPA . . . favorite athlete is Syracuse's Rony Seikaly . . . hobbies include horseback riding, all sports and traveling . . . she is a member of the National Honor Society . . . was the Senior Class President . . . Angela was also editor of her school newspaper and she worked on the school yearbook . . . she was her class salutatorian . . . her top athletic thrill to date has been winning back-to-back State B basketball championships during her sophomore and junior seasons and signing a letter of intent with Oregon State . . . she chose OSU because, "the people at OSU have always been a part of my life through high school and leaving them would be like leaving a family . . . the coaches are super people and the school offers what I want academically."

**ST. PAUL PREP** — Angela earned four letters in both basketball and volleyball and three track letters at St. Paul . . . she led the basketball team to a four year record of 83-10 including three league and two state B championships . . . she earned all-league (Casco) honors four years in a row in basketball and her final three years in volleyball . . . she was all-district four years in basketball, as a junior and senior in volleyball and as a freshman, junior and senior in track . . . she earned All-State honors her final three years in basketball and her final two years in track . . . she was named CASCO league MVP in basketball three years in a row and added a MVP in volleyball her final year . . . St. Paul won the Casco League title in basketball her sophomore, junior and senior years, the volleyball crown her junior year and the track crown her junior year . . . she also competed in State A-B All-Star game following her senior year . . . she played basketball for Coach John Hartford . . . she was a hitter in volleyball and her team's combined record during her tenure was 84-15 . . . in track, she ran the hurdles, 800 and relays and competed in the shot put and discus . . . in basketball, she scored a career total of 1,284 points and had prep highs of 35 points and 25 rebounds in one game . . . her best game was a 32 point, 13 rebound performance in the 1987 Casco League championship game . . . she was a three-time first team All-State selection . . . she played on the 1986 BCI team . . . she was team captain as a senior and she was a Converse All-America honorable mention pick.

**OSU** — According to Coach Aki Hill, "Angela is a working class player. She has a lot of potential to develop. She is a rugged player who isn't afraid to get in and be physical on the boards. Angela has good shooting ability. I think she will play some high post as well as low post for this year and we anticipate she will see considerable action this year."

YEAR	G	FG-FGA	PCT.	FT-FTA	PCT.	ST. PAUL STATISTICS							
						REB.	AVG.	PF-DQ	AST-TO	BLK-ST	TP	AVG.	HG
1984	25	62-151	.410	16-41	.390	146	5.8	—	—	9-12	193	7.7	—
1985	24	—	—	—	—	246	10.3	—	—	—	286	11.9	—
1986	22	146-272	.537	45-92	.490	252	11.5	55	18-63	21-40	337	15.3	—
1987	22	200-349	.573	58-104	.558	234	10.6	69	29-54	64-45	458	20.8	—
TOTAL	93	—	—	—	—	878	9.4	—	—	—	1274	13.7	—



**CHELLE FLAMOE**



**11 \*\*MICHELLE B. (CHELLE) FLAMOE, G, 5-11, 138, JR., Tacoma, WA (Bellarmine Prep)**

**PERSONAL** — Born 3/13/67 at Spokane, WA . . . daughter of Larry and Karen Flamoe . . . she has two brothers, Mike, 21, and Mark, 17 . . . she is a Pre-Engineering major at OSU . . . she entered OSU with a 3.95 GPA . . . she enjoys running and cooking . . . she was a member of National Honor Society at Bellarmine Prep . . . Larry Bird is her favorite athlete . . . her biggest athletic thrill to date has been participating in the state tournament as a prep . . . she selected OSU because, "I liked the coaches and OSU's style of play . . . I think I fit in well and I like the academics at OSU."

**BELLARMINE PREP** — Chelle earned three letters in basketball at Bellarmine Prep, one in softball and one in volleyball . . . she played for Coach Bill Wetzler in basketball . . . she helped lead Bellarmine to a 24-5 overall record her senior year . . . she averaged 26.1 points a game and 11.0 rebounds a game for Bellarmine as a senior . . . in addition, she averaged 6.2 assists per game . . . her efforts earned her a spot on the Blue Star top 75 Index for best prep players in the country . . . she was an All-League (Narrows) selection for three straight years in high school and was the league MVP her senior year . . . she also led the State of Washington in scoring as a senior . . . she was an All-League pick in volleyball in 1984 and softball in 1983.


**OSU** — Chelle was named on the Pac-10 all-conference team last year as an honorable mention selection . . . she was named OSU women's basketball scholar athlete for last season . . . she was Pac-10 Player of the Week for November 30 . . . she was a Pac-10 All-Academic first team pick last year . . . she was named to the GTE-CoSIDA Academic All-America second team with a 4.0 accumulative GPA in Math . . . she was named MVP of OSU's "Big O" Thanksgiving Tournament . . . she started all 28 games last year . . . her 111 assists last season was eighth best in one season at OSU and seventh in the career assist charts with 218 . . . Chelle improved her scoring average to 15.0 points per game, up two points from her previous year . . . she also averaged 4.1 rebounds per game while playing guard . . . with a .543 field goal percentage, she was the only OSU player over .500 for the season . . . she led OSU in minutes played with 1,062 . . . she opened the season last year with a bang, going 13-16 in the first game in a 29 point effort at home against Iowa State . . . she eclipsed the 20 point mark five more times during the season . . . Chelle dished out a season high 10 assists in a game at home vs. Arizona State . . . as a freshman she enjoyed a banner year, starting all 28 games played by the Beavers, one of only two players to do so . . . Chelle now stands a chance by virtue of starting all 28 games as a freshman and sophomore of becoming the first OSU player to start every game she plays at Oregon State . . . she capped the year by being named OSU's most valuable player and was selected to the NorPac All-Freshman squad . . . she wound up as the Beavers' second leading scorer with a 13.1 average . . . she was easily the best percentage shooter on the team, hitting at a .493 clip from the field and a .766 mark from the line . . . she led OSU in assists with 107 and minutes played with 1,067 . . . she was second in steals with 50 . . . her high point individual game was 27 points . . . Chelle will again be counted on to carry a big part of the scoring load for this year's version of Aki Hill's club . . . Chelle is a definite candidate for post season honors.

**OSU STATISTICS**

YEAR	G	FG-FGA	PCT.	FT-FTA	PCT.	REB	AVG.	PF-DQ	AST-TO	BLK-ST	TP	AVG.	HG
1986	28	148-300	.493	72-94	.766	99	3.5	80-2	107-123	6-50	368	13.1	27
1987	28	191-352	.543	38-67	.567	116	4.1	93-3	111-67	6-43	420	15.0	29
TOTAL	56	339-652	.520	110-161	.683	215	3.81	73-5	218-190	12-93	788	14.1	29

**Career Highs**

Points:	29 — 11/29/86 vs. Iowa State
	27 — 1/17/86 vs. San Jose State
	26 — 12/19/86 at New Mexico; 1/8/86 vs. Portland
Field Goals:	13 — 1/8/86 vs. Portland; 11/28/86 vs. Iowa State
	12 — 12/29/86 at New Mexico
	11 — vs. three opponents
Assists:	10 — 1/4/87 vs. Arizona State
	9 — 2/22/87 vs. USC
	8 — 12/13/85 vs. Utah State; 3/7/87 at Stanford
Rebounds:	10 — 12/13/86 at Portland
	8 — vs. three opponents
Free Throws:	8 — 12/31/85 at Wyoming; 2/22/86 vs. Washington State



**YASMIN GRAY**



7 — 12/14/85 vs. Washington State  
 6 — 2/15/86 at San Jose State  
 Steals: 6 — 11/22/85 vs. Mississippi State  
 5 — 1/12/87 vs. Portland  
 4 — 1/24/86 at Washington

**Game-By-Game Statistics 1986-87**

G#	OPP.	G/GS	FGI/FGA	FG%	FTI/FTA	FT%	OFF DEF TOT			PF/D	AST	TO	BLK	STL	MIN	
							PTS	REB	REB							REB
1	Iowa St.	1/ 1	13/ 16	.813	3/ 4	.750	29	2	3	5	3/0	1	5	0	3	39
2	Texas Tech	1/ 1	11/ 16	.688	1/ 2	.500	23	2	4	6	1/0	6	1	1	1	40
3	Long Bch.	1/ 1	9/ 16	.563	0/ 0	.000	18	2	2	4	3/0	2	2	0	1	40
4	Boise St.	1/ 1	7/ 15	.467	3/ 5	.600	17	2	5	7	2/0	3	3	1	1	37
5	Portland	1/ 1	7/ 12	.583	0/ 1	.000	14	5	5	10	3/0	3	1	2	3	40
6	New Mex.	1/ 1	12/ 16	.750	2/ 3	.667	26	2	2	4	4/0	1	2	0	2	40
7	SW Texas	1/ 1	3/ 8	.375	5/ 8	.625	11	0	2	2	4/0	3	2	0	1	40
8	UTEP	1/ 1	11/ 21	.524	0/ 2	.000	22	1	3	4	4/0	5	0	1	3	38
9	Portlnd St	1/ 1	3/ 11	.273	0/ 2	.000	6	0	8	8	4/0	2	3	0	0	28
10	Arizona	1/ 1	8/ 15	.533	0/ 0	.000	16	2	1	3	4/0	6	6	0	1	40
11	Arizona St	1/ 1	6/ 11	.546	2/ 4	.500	14	0	4	4	5/1	10	3	0	0	39
12	Oregon	1/ 1	7/ 12	.583	0/ 0	.000	14	2	3	5	5/1	2	1	0	1	34
13	Portland	1/ 1	9/ 14	.643	0/ 1	.000	18	1	2	3	5/1	2	1	0	5	32
14	USC	1/ 1	6/ 8	.750	1/ 1	1.000	13	0	0	0	4/0	3	3	0	1	38
15	UCLA	1/ 1	5/ 14	.357	2/ 2	1.000	12	2	1	3	2/0	2	0	0	0	40
16	Washingtn	1/ 1	2/ 9	.222	1/ 2	.500	5	2	2	4	1/0	3	0	0	2	40
17	WSU	1/ 1	9/ 18	.500	1/ 2	.500	19	3	0	3	2/0	5	5	0	2	40
18	Stanford	1/ 1	4/ 8	.500	2/ 2	1.000	10	2	0	2	1/0	4	1	0	2	40
19	California	1/ 1	3/ 6	.500	0/ 1	.000	6	4	0	4	4/0	2	2	0	1	26
20	Arizona St	1/ 1	9/ 17	.529	2/ 3	.667	20	0	3	3	2/0	6	1	0	1	40
21	Arizona	1/ 1	7/ 11	.636	1/ 3	.333	15	5	3	8	4/0	0	5	0	1	40
22	Oregon	1/ 1	4/ 9	.445	0/ 0	.000	8	2	0	2	4/0	4	4	0	3	40
23	UCLA	1/ 1	8/ 15	.533	0/ 2	.000	16	4	0	4	4/0	3	3	0	1	40
24	USC	1/ 1	9/ 15	.600	2/ 4	.500	20	3	1	4	4/0	9	4	0	1	40
25	WSU	1/ 1	6/ 10	.600	4/ 7	.571	16	2	1	3	4/0	7	3	1	2	40
26	Washingtn	1/ 1	6/ 8	.750	2/ 2	1.000	14	1	2	3	4/0	3	2	0	1	31
27	California	1/ 1	4/ 12	.333	2/ 2	1.000	10	2	2	4	3/0	6	3	0	0	40
28	Stanford	1/ 1	3/ 9	.333	2/ 2	1.000	8	0	4	4	3/0	8	1	0	3	40
TOTALS		28/28	191/352	.543	38/67	.567	420	53	63	116	93/3	111	67	6	43	1062

**14 YASMIN M. GRAY, F, 5-7, 149, JR, Oakland, CA (Castlemont-Merritt College)**


**PERSONAL** — Born 6/3/67 at San Leandro, CA . . . daughter of Clarice Blueford . . . she has four younger brothers and sisters . . . she is a Business major at OSU . . . she enjoys tennis, swimming, softball and biking . . . her favorite athlete is Marcus Cotton of USC . . . her top athletic thrill to date has been playing in the junior college state tournament in California last year . . . she selected OSU because, "of excellence in academics and I feel attending OSU will be very beneficial in my future."

**CASTLEMONT** — Yasmin earned three letters in basketball and two in softball as a pitcher . . . she was a first team All-Oakland Athletic League choice as a senior in basketball . . . she averaged 19 points a game as a junior and 21 points a contest as a senior.

**MERRITT COLLEGE** — Yasmin was a two-year starter at Merritt for coach Fred Brown . . . her teams recorded marks of 24-3 and 24-9 in two years . . . she was a first team All-State and All-Northern California pick as a sophomore . . . Merritt was champion of the Golden Gate Conference her sophomore season and she was co-captain of her team . . . her top scoring game was 28 points vs. Los Mendanos in the state playoffs.

**OSU** — Yasmin is expected to give the Beavers depth at both the forward and guard positions this year.

PREP AND JC STATISTICS NOT AVAILABLE



**DeRHONDA HAYNES**



### 32 \*\*DeRHONDA LYNN HAYNES, G, 5-8, 167, JR., Berkeley, CA (Berkeley)

**PERSONAL** — Born 9/2/66 at New Orleans, LA . . . daughter of Jacqueline Royster . . . she has three brothers and sisters, John, 24; Michelle, 22; and Sharon, 19 . . . she is a Pre-Engineering major at OSU . . . she enjoys tennis, swimming and singing . . . her favorite athlete is Julius Erving . . . her top athletic thrill to date has been when her prep team won the league championship . . . she selected OSU because, "it is a nice school in which to study."

**BERKELEY** — DeRhonda earned three letters in basketball at Berkeley High School . . . she was named to a pair of all-tournament teams as a junior, first the Mills Holiday Tournament and then the Granada Holiday Classic . . . she was the Most Valuable Player on her team as a senior.

**OSU** — DeRhonda saw action as a reserve guard in only five games last year . . . her top output was three points in a win at UTEP . . . she also collected two rebounds in a game against Boise State . . . DeRhonda's role this year will likely remain in the capacity of a reserve guard and she will have an up hill battle for a lot of playing time.

#### OSU STATISTICS

YEAR	G	FG-FGA	PCT.	FT-FTA	PCT.	REB.	AVG.	PF-DQ	AST-TO	BLK-ST	TP	AVG.	HG
1986	1	0-0	.000	2-2	1.000	1	1.0	0-0	0-0	0-0	2	2.0	2
1987	5	3-5	.600	1-3	.333	3	.6	2-0	1-1	0-0	7	1.4	3
TOTAL	6	3-5	.600	3-5	.600	4	.7	2-0	1-1	0-0	9	1.5	3

#### Career Highs

Points:	3 — 12/21/86 at UTEP
	2 — vs. three opponents
Field Goals:	1 — vs. three opponents
Assists:	1 — 3/5/87 at California
Rebounds:	2 — 12/10/86 vs. Boise State
	1 — 2/25/86 vs. Portland State, 12/21/86 at UTEP
Free Throws:	2 — 2/25/86 vs. Portland State
	1 — 12/21/86 at UTEP
Steals:	0 —

#### Game-By-Game Statistics 1986-87


G# OPP.	G/GS	FG/FGA	FG%	FT/FTA	FT%	PTS	OFF DEF TOT			PF/D	AST	TO	BLK	STL	MIN
							REB	REB	REB						
4 Boise St.	1/0	1/1	1.000	0/0	.000	2	1	1	2	0/0	0	0	0	5	
8 UTEP	1/0	1/1	1.000	1/1	1.000	3	1	0	1	1/0	0	1	0	1	
13 Portland	1/0	0/0	.000	0/0	.000	0	0	0	0	0/0	0	0	0	1	
25 WSU	1/0	0/1	.000	0/2	.000	0	0	0	0	0/0	0	0	0	1	
27 California	1/0	1/2	.500	0/0	.000	2	0	0	0	1/0	1	0	0	2	
TOTALS	5/0	3/5	.600	1/3	.333	7	2	1	3	2/0	1	1	0	10	

### 10 \*\*CYNTHIA RENEE JACKSON, G, 5-7, 132, JR., Richmond, CA (El Cerrito)

**PERSONAL** — Born 5/22/67 at Milwaukee, Wisconsin . . . daughter of James Jackson and Emma Dowdy . . . she has seven brothers and sisters, Pat, 31; James, 30; Jerome, 28; Alonzo and Alphonzo, 27; Linda, 26; and Brenda, 25 . . . she is a Business major . . . she entered OSU with a 3.0 GPA . . . she enjoys pool, ping pong and bowling . . . she was on the honor roll for four years at El Cerrito High School . . . she selected OSU because, "I like the program, the people, the academic structure and I like Aki Hill."

**EL CERRITO** — Cynthia was a three-sport star at El Cerrito, earning letters in basketball, softball and volleyball . . . she played basketball for Coach Bill Hardin . . . she started at guard for three years, earning all Richmond-Berkeley Athletic League honors each season . . . she was also named to the All-East Bay team for three years . . . she averaged 19.5 points a game her senior year and 10.9 rebounds from her guard position . . . she also averaged 3 assists and 3 steals a game as El Cerrito finished 20-5 in the RBAL her senior year.

**OSU** — Cynthia played in 21 games last year and started 16 of them . . . like several other Beaver players knee problems plagued her during the early part of the season . . . despite missing seven games, she was still named co-defensive player of the year for the Beavers . . . Cynthia was second on the team in assists with 88 . . . her best point performance came against Portland when she went 9-11 from the field for 18 points . . . she averaged 7.6 points per game and led the team in assist average with 4.2 . . . Cyn-



**CYNTHIA JACKSON**



thia also handed out a season high eight assists at California . . . she played a total 682 minutes last year . . . as a freshman she started 14 games and played in 27 of the Beavers 28 games . . . she wound up averaging 5.5 points per game and played 716 minutes . . . the playmaking guard will likely start next to Flameo in OSU's starting backcourt again this season.

#### OSU STATISTICS


YEAR	G	FG-FGA	PCT.	FT-FTA	PCT.	REB	AVG.	PF-DQ	AST-TO	BLK-ST	TP	AVG.	HG
1986	27	60-189	.317	28-43	.651	51	1.9	89-5	72-115	1-34	148	5.5	12
1987	21	71-171	.415	18-34	.529	51	2.4	75-5	88-65	3-38	160	7.6	18
TOTAL	48	131-360	.364	46-77	.600	102	2.1	164-10	160-180	4-72	308	6.4	18

#### Career Highs

Points:	18 — 1/12/87 vs. Portland
	16 — 11/16/85 vs. Taiwan Nationals
	14 — 1/24/87 at Washington State; 2/13/87 vs. Oregon
Field Goals:	9 — 1/12/87 vs. Portland
	8 — 11/16/85 vs. Taiwan Nationals
	7 — 2/13/87 vs. Oregon
Assists:	8 — 3/5/87 at California
	7 — 11/28/86 vs. Iowa State; 2/20/87 vs. UCLA
Rebounds:	6 — 3/5/86 at Oregon; 12/7/86 vs. Long Beach State
	5 — 2/13/87 vs. Oregon; 2/28/87 vs. Washington
	4 — vs. four opponents
Free Throws:	4 — 1/24/87 at Washington State
	3 — vs. four opponents
Steals:	5 — 2/5/87 at Arizona State
	4 — vs. three opponents

#### Game-By-Game Statistics 1986-87

G# OPP.	G/GS	FG/FGA	FG%	FT/FTA	FT%	PTS	OFF DEF TOT					BLK	STL	MIN	
							REB	REB	REB	PF/D	AST				TO
1 Iowa St.	1/ 1	2/ 5	.400	0/ 0	.000	4	0	1	1	2/0	7	2	2	0	38
2 Texas Tech	1/ 1	4/ 10	.400	0/ 1	.000	8	0	1	1	4/0	4	4	0	0	34
3 Long Bch.	1/ 1	3/ 8	.375	2/ 2	1.000	8	1	5	6	3/0	5	6	0	2	38
4 Boise St.	1/ 1	3/ 4	.750	3/ 3	1.000	9	0	3	3	3/0	3	2	0	3	18
12 Oregon	1/ 0	3/ 10	.300	2/ 2	1.000	8	0	1	1	2/0	4	1	0	0	26
13 Portland	1/ 0	9/ 11	.818	0/ 2	.000	18	4	0	4	5/1	6	3	0	3	37
14 USC	1/ 0	1/ 4	.250	0/ 0	.000	2	2	0	2	5/1	1	1	0	1	17
15 UCLA	1/ 0	3/ 5	.600	2/ 3	.667	8	0	0	0	4/0	4	1	0	0	24
16 Washngtn	1/ 0	3/ 8	.375	0/ 0	.000	6	0	0	0	3/0	6	1	0	4	31
17 WSU	1/ 1	5/ 11	.455	4/ 6	.667	14	1	0	1	4/0	2	1	0	1	36
18 Stanford	1/ 1	3/ 10	.300	0/ 0	.000	6	3	1	4	3/0	3	4	0	3	32
19 California	1/ 1	1/ 7	.143	3/ 4	.750	5	2	1	3	4/0	5	5	0	0	38
20 Arizona St	1/ 1	4/ 7	.571	0/ 0	.000	8	0	4	4	1/0	4	5	0	5	34
21 Arizona	1/ 1	1/ 7	.143	1/ 2	.500	3	0	0	0	2/0	0	4	0	1	30
22 Oregon	1/ 1	7/ 19	.368	0/ 0	.000	14	3	2	5	4/0	5	4	0	0	40
23 UCLA	1/ 1	4/ 11	.364	0/ 4	.000	8	1	2	3	4/0	7	6	0	4	39
24 USC	1/ 1	3/ 7	.429	1/ 1	1.000	7	1	0	1	5/1	2	1	0	0	23
25 WSU	1/ 1	5/ 7	.714	0/ 0	.000	10	1	3	4	5/1	4	2	0	2	36
26 Washngtn	1/ 1	2/ 8	.250	0/ 0	.000	4	1	4	5	3/0	6	3	0	3	39
27 California	1/ 1	2/ 6	.333	0/ 3	.000	4	0	2	2	4/0	8	3	0	2	35
28 Stanford	1/ 1	3/ 6	.500	0/ 1	.000	6	0	1	1	5/1	2	6	1	4	37
TOTALS	21/16	71/171	.415	18/34	.529	160	20	31	51	75/5	88	65	3	38	682



**SUE JOHNSTON**



**22 \*SUSAN J. (SUE) JOHNSTON, F, 6-0, 170, JR., Pendleton (Pendleton-Clackamas Community College)**

**PERSONAL** — Born 4/12/67 at Fallon, Nevada . . . daughter of Charles and Marcella Johnston . . . she has one older brother, Albert, 21 . . . she is a Health and Physical Education major at OSU . . . she graduated from Pendleton High School with a 3.33 GPA . . . she was a member of the honor roll at Pendleton . . . Magic Johnson is her favorite athlete . . . her top athletic thrills to date have been playing on the first Pendleton team to win the district championship and going on an international volleyball team trip to Australia and New Zealand . . . she selected OSU because, "OSU is a great school where I have the opportunity to excel in academics as well as athletics."

**PENDLETON** — Sue earned three letters as a basketball center, three as a volleyball player and four in track and field as a high jumper and discus thrower . . . she was a two-time All-Intermountain pick in basketball . . . she was the high scorer and rebounder in the league as a senior and was the unanimous choice as the MVP of the league her senior year . . . her high point game as a prep was 31 points vs. Hermiston . . . she was captain of the team as a senior . . . she was a three-time all-league pick in volleyball and also team captain . . . she averaged 28 points a game in her high school basketball career and 11 rebounds per game . . . in track and field, she was sixth in the state AAA meet with a PR of 134-6 in the discus . . . she was fourth in the district in the high jump at 5-2.

**CLACKAMAS COMMUNITY COLLEGE** — Sue earned one letter in basketball at Clackamas CC, while averaging 23.0 points a game and 9.0 rebounds per game . . . she was a first team all-league pick and was captain of her team . . . her high point game for Clackamas was 36 points vs. Mt. Hood CC.

**OSU** — Sue played in 17 games last year and provided some much needed bench support at the forward position . . . she had a high game of five points at UTEP and dished out four assists at Portland State . . . she played a total of 49 minutes last year . . . with the addition of several front line recruits, Sue will be facing an even tougher fight this year for playing time.


YEAR	G	FG-FGA	PCT.	FT-FTA	PCT.	OSU STATISTICS		PF-D	AST-TO	BLK-ST	TP	AVG.	HG
						REB	AVG.						
1987	17	4-13	.308	10-16	.625	12	.7	10-0	1-6	0-1	18	1.1	5

**Career Highs**

- Points: 5 — 12/21/86 at UTEP  
 4 — 12/29/86 at Portland State  
 2 — vs. three opponents
- Field Goals: 2 — 12/29/86 at Portland State  
 1 — 12/19/86 at New Mexico; 12/21/86 at UTEP
- Assists: 1 — 11/28/86 vs. Iowa State
- Rebounds: 4 — 12/29/86 at Portland State  
 2 — 12/21/86 at UTEP  
 1 — vs. five opponents
- Free Throws: 3 — 12/21/86 at UTEP  
 2 — vs. three opponents
- Steals: 1 — 12/21/86 at UTEP

**Game-By-Game Statistics 1986-87**

G# OPP.	G/GS	FG/FGA	FG%	FT/FTA	FT%	PTS	OFF DEF TOT			PF/D	AST	TO	BLK	STL	MIN
							REB	REB	REB						
1 Iowa St.	1/0	0/ 1	.000	0/ 0	.000	0	0	0	0	1/0	1	0	0	0	3
3 Long Bch.	1/0	0/ 0	.000	0/ 1	.000	0	0	0	0	1/0	0	0	0	0	3
4 Boise St.	1/0	0/ 2	.000	2/ 2	1.000	2	0	0	0	0/0	0	1	0	0	6
6 New Mex.	1/0	1/ 1	1.000	0/ 0	.000	2	0	0	0	0/0	0	0	0	0	1
8 UTEP	1/0	1/ 1	1.000	3/ 4	.750	5	1	1	2	3/0	0	2	0	1	3
9 Portlnd St	1/0	2/ 3	.667	0/ 0	.000	4	0	4	4	1/0	0	1	0	0	10
10 Arizona	1/0	0/ 0	.000	2/ 4	.500	2	1	0	1	0/0	0	0	0	0	6
11 Arizona St	1/0	0/ 0	.000	0/ 1	.000	0	0	1	1	1/0	0	0	0	0	1
13 Portland	1/0	0/ 1	.000	0/ 0	.000	0	0	0	0	0/0	0	1	0	0	2
14 USC	1/0	0/ 0	.000	0/ 0	.000	0	0	0	0	0/0	0	0	0	0	1
18 Stanford	1/0	0/ 1	.000	0/ 0	.000	0	0	0	0	0/0	0	0	0	0	1
21 Arizona	1/0	0/ 1	.000	0/ 0	.000	0	0	1	1	1/0	0	0	0	0	1
23 UCLA	1/0	0/ 0	.000	0/ 0	.000	0	0	0	0	0/0	0	0	0	0	1
24 USC	1/0	0/ 1	.000	2/ 2	1.000	2	1	0	1	0/0	0	1	0	0	1
25 WSU	1/0	0/ 0	.000	0/ 0	.000	0	0	0	0	0/0	0	0	0	0	1
27 California	1/0	0/ 1	.000	1/ 2	.500	1	1	1	2	2/0	0	0	0	0	6
28 Stanford	1/0	0/ 0	.000	0/ 0	.000	0	0	0	0	0/0	0	0	0	0	2
TOTALS	17/0	4/13	.308	10/16	.625	18	4	8	12	10/0	1	6	0	1	49



**TARA McLEAN**



### 30 \*TARA LEE McLEAN, F, 5-9, 143, SR., Ventura, CA (Buena-Ventura College)

**PERSONAL** — Born 8/21/66 at Upland, CA . . . daughter of Raymond and Katharine McLean . . . she has four brothers and sisters, Debbie, 35; Kevin, 32; Kerri, 27; and Daren, 22 . . . she is a Liberal Arts major at OSU . . . her brother, Kevin, played baseball at Cal Poly-Pomona for four years (1974-78) and was a member of the 1977 NCAA World Series championship team . . . Tara graduated from high school with a 3.0 GPA . . . she enjoys going to the beach, music and bike riding . . . her favorite athlete is Larry Bird . . . her top athletic thrill to date has been winning two state basketball championships back to back at Buena High School in 1983 and 1984 . . . she selected OSU because, "good academic and athletic opportunities and a fine coaching staff."

**BUENA** — Tara earned four letters in basketball at Buena while playing for Coach Joe Vaughan . . . she had a host of honors as a prep, earning All-CIF first team honors; All-Ventura County; All-Channel League; County All-Star Game selection; All-Buena Tournament; All-Tournament in state semifinals; All-Tournament in Southern California regionals; and All-Tournament in CIF AAA finals . . . her top two games as a prep were 24 points scored and 19 rebounds . . . as a prep, she averaged 3.9, 8.4, 6.3 and 10.8 points a game over four years.

**VENTURA COLLEGE** — Tara averaged 8.8 and 15.0 points a game, respectively, in her two years at Ventura College . . . her high point game was 31 points . . . in one game, she had 29 points, 3 blocked shots, 3 steals, 15 rebounds and 5 assists . . . she played for Coach Charlie Dunn at Ventura . . . she was a first team All-League (Western State Conference) pick as a sophomore . . . she was selected as the MVP of the league as a sophomore, first team all Southern California and first team All-State in junior college . . . she was also selected as the Woman Athlete of the Year at Ventura College as a sophomore.

**OSU** — Tara saw action in 17 games as a junior college transfer last year in her first season at OSU . . . she came to OSU as a forward, but was forced to play off-guard on several occasions . . . she played 119 minutes last year, including a 21-minute stint against UCLA . . . look for Tara to play a vital role in this season's team . . . Tara can be a valuable reserve at three positions . . . she is a strong passer and runs the break very well.

#### VENTURA COLLEGE STATISTICS


YEAR	G	FG-FGA	PCT.	FT-FTA	PCT.	REB	AVG.	PF-D	AST-TO	BLK-ST	TP	AVG.	HG
1985	28	105-213	.493	36-58	.621	134	4.8	59-0	218-	11-71	246	8.8	—
1986	28	173-359	.482	69-113	.611	190	6.8	72-2	188-	9-96	415	14.8	31
TOTAL	56	278-572	.486	105-171	.614	324	5.8	131-2	406-	20-167	661	11.8	31

#### OSU STATISTICS

YEAR	G	FG-FGA	PCT.	FT-FTA	PCT.	REB	AVG.	PF-D	AST-TO	BLK-ST	TP	AVG.	HG
1987	17	10-30	.333	6-9	.667	12	.7	13-0	10-14	1-6	26	1.5	4

#### OSU Career Highs

Points:	4 — 12/13/86 at Portland; 12/21/86 at UTEP; 12/29/86 at Portland State; 2/22/87 vs. USC 2 — vs. five opponents
Field Goals:	2 — 12/21/86 at UTEP; 12/29/86 at Portland State; 2/22/87 vs. USC 1 — vs. three opponents
Assists:	3 — 12/21/86 at UTEP 2 — 12/10/86 vs. Boise State 1 — 3/5/87 at California
Rebounds:	4 — 12/10/86 vs. Boise State 2 — 11/29/86 vs. Texas Tech; 2/26/87 vs. Washington State 1 — vs. four opponents
Free Throws:	2 — 1/4/87 vs. Arizona State; 1/12/87 vs. Portland; 2/26/87 vs. Washington State
Steals:	2 — 12/21/86 at UTEP 1 — vs. three opponents



**IZZY MARYNTSCHAK**



Game-By-Game Statistics 1986-87

G# OPP.	G/GS	FG/FGA	FG%	FT/FTA	FT%	PTS	OFF DEF TOT			PF/D	AST	TO	BLK	STL	MIN
							REB	REB	REB						
2 Texas Tech	1/0	0/ 2	.000	0/0	.000	0	0	2	2	0/0	0	0	0	0	10
4 Boise St.	1/0	1/ 3	.333	0/0	.000	2	1	3	4	1/0	2	2	0	0	17
8 UTEP	1/0	2/ 3	.667	0/0	.000	4	0	0	0	2/0	3	0	0	2	8
9 Portlnd St.	1/0	2/ 3	.667	0/0	.000	4	0	1	1	3/0	1	0	0	0	16
10 Arizona	1/0	0/ 2	.000	0/1	.000	0	0	0	0	0/0	0	1	0	0	5
11 Arizona St.	1/0	0/ 0	.000	2/3	.667	2	0	0	0	0/0	0	0	0	0	1
13 Portland	1/0	1/ 2	.500	2/2	1.000	4	0	1	1	2/0	1	0	1	0	10
14 USC	1/0	0/ 0	.000	0/0	.000	0	0	0	0	0/0	0	0	0	1	1
15 UCLA	1/0	0/ 1	.000	0/0	.000	0	0	0	0	0/0	1	1	0	0	3
18 Stanford	1/0	0/ 1	.000	0/0	.000	0	0	0	0	0/0	0	0	0	0	1
21 Arizona	1/0	0/ 0	.000	0/0	.000	0	0	0	0	0/0	0	0	0	0	2
23 UCLA	1/0	1/ 4	.250	0/0	.000	2	0	1	1	2/0	1	3	0	0	21
24 USC	1/0	2/ 3	.667	0/1	.000	4	0	0	0	0/0	0	2	0	0	7
25 WSU	1/0	0/ 2	.000	2/2	1.000	2	1	1	2	1/0	0	1	0	1	5
26 Washingt	1/0	0/ 0	.000	0/0	.000	0	0	0	0	1/0	0	2	0	0	1
27 California	1/0	1/ 4	.250	0/0	.000	2	1	0	1	1/0	1	2	0	2	10
28 Stanford	1/0	0/ 0	.000	0/0	.000	0	0	0	0	0/0	0	0	0	0	1
TOTALS	17/0	10/30	.333	6/9	.667	26	3	9	12	13/0	10	14	1	6	119

**4 ISABELLA (IZZY) SONJA MARYNTSCHAK, G, 5-8, 141, FR., Kitimat, B.C., Canada (Mt. Elizabeth)**

**PERSONAL** — Born 8/31/69 at Kitimat, B.C., Canada . . . daughter of Werner and Rotraud Maryntschak . . . she has a twin brother, Gerald, 17 . . . she is currently undecided on a major at OSU . . . she was honor roll student throughout high school . . . lists tennis, softball and soccer as her other interests . . . Michael Jordan and Isiah Thomas are her favorite athletes . . . her biggest athletic thrill to date has been being named the MVP of the British Columbia All-Star Classic . . . she chose OSU because, "I was very impressed with the university, coaches and team."

**MT. ELIZABETH** — Izzy earned four letters in basketball and four in volleyball as a setter and power hitter . . . was the team captain throughout her high school days in basketball and volleyball . . . she played basketball for coach Rodney Vance . . . she was awarded Top Girls Athlete in all four grades at Mt. Elizabeth . . . also played on the British Columbia Provincial Team for two years . . . she was a British Columbia Zone All-Star as a senior and was invited following her senior year to Ottawa to try out for Canadian Junior National Team . . . her best prep scoring game was 33 points as a junior . . . she played in the British Columbia All-Star Classic basketball game following her senior year and she was named the MVP of the game.


OSU — Izzy is expected to see plenty of action in her rookie year at either the point guard or off guard . . . Coach Aki Hill says, "Izzy is really going to surprise some people. She is a born leader. She is able to handle the ball and she has excellent shooting range being from Canada where they shot three point shots. She is very aggressive defensively and she will fit in right away into our defensive system."

MT. ELIZABETH STATISTICS

YEAR	G	FG-FGA	PCT.	FT-FTA	PCT.	REB	AVG.	PF-D	AST-TO	BLK-ST	TP	AVG.	HG
1987	20	140-281	.500	144-160	.900	208	10.4	—	10-200	2 4	420	21.0	—

**42 SUZANNE (SUSIE) MATTHEWS, C, 6-4, 167, FR., Paradise, CA (Paradise)**

**PERSONAL** — Born 2/8/69 at Sacramento, CA . . . daughter of Ellis and Marjorie Matthews . . . she has seven brothers and sisters, Bonnie, 25; Carla, 22; Richard, 19; Reed, 15; Robert, 15; Mark, 12; and Melody, 9 . . . her sisters, Bonnie and Carla, both graduated from Brigham Young . . . she graduated from Paradise High School with a 3.97 GPA and was on the honor roll . . . her hobbies include skiing, singing, swimming and volleyball . . . lists her favorite athlete as Michael Jordan . . . is undecided on a major at this time . . . signing a letter of intent at OSU has been her top athletic thrill to date . . . she selected OSU because, "I love the coaching staff and I need someone who believes in me and my abilities. I also think the atmosphere at OSU is perfect for me."



**SUSIE MATTHEWS**



**PARADISE** — As a senior, she averaged 19.1 points per game and 10.3 rebounds a game while leading her team to a 16-5 record . . . she was named her team's MVP as a senior . . . she was named first team Eastern Athletic League as a junior and senior . . . Susie was named the player of the week by a local television station one time and player of the month by the Paradise Post newspaper one time as a senior . . . she was named the most improved player at the 1986 Blue Star West summer camp . . . she earned three letters while playing for coach Seth Roberts.

**OSU** — How much action Susie will see as a freshman will probably hinge on how much improvement she makes offensively prior to the start of the season and in preseason play.

**PARADISE STATISTICS**

YEAR	G	FG-FGA	PCT.	FT-FTA	PCT.	REB	AVG.	PF-D	AST-TO	BLK-ST	TP	AVG.	HG
1987	16	—	—	—	—	164	10.3	—	38	—	305	19.1	26

**45 KARI ANN PARRIOTT, C, 6-2, 177, FR., Cerritos, CA (Valley Christian)**


**PERSONAL** — Born 5/20/70 at Bellflower, CA . . . is the daughter of Ray and Cindy Parriott . . . she has one brother and one sister, Brent, 14; and Jodi, 9 . . . undecided on college major at this time . . . she entered OSU with a 3.48 GPA out of high school and was a member of National Honor Society . . . she enjoys playing the piano and water skiing . . . she selected OSU because, "the staff cared about me as a person, and not just as a basketball player."

**VALLEY CHRISTIAN** — Kari was a three-year letterman in volleyball as a hitter and middle blocker, a one-year letter winner as a first baseman in softball and a three-year letter winner as a basketball center . . . as a sophomore, Kari was first team All-Olympic League in volleyball and she duplicated that honor as a junior and senior, plus she was also All-CIF IA as a senior and the league MVP . . . in basketball, Kari was a first team All-CIF pick and first team All-Olympic League three years running . . . she led Valley Christian to a 20-7 mark as a sophomore and 10-4 league championship record . . . she was named Charter Oak All-Tournament and team MVP as a sophomore . . . as a junior, Kari's team recorded a 23-4 record overall and 12-0 in league, while winning Artesia and Charter Oak Tournaments . . . she won the following additional honors as a junior — all-tourney at the Artesia and Charter Oak affairs, including MVP in the Artesia; first team Los Angeles Times and Herald American MVP . . . in the summer of 1986, Kari was named MVP of the BCI Tournament . . . her team recorded a 27-3 mark overall and 10-0 in league play her senior year and went to the state CIF IA finals . . . she was MVP of the Artesia and Cypress Tournaments, Olympic League and CIF . . . she was an All-State honorable mention choice, Los Angeles Times MVP and Herald American MVP . . . Kari's best game was in the CIF finals her senior year against Atascadero when she was 11 for 11 from the field in the first half and finished with 17 of 19 from the field . . . her top scoring game was against Lakewood in the Cypress tourney her senior year when she scored 47 points . . . she played for coach Eleanor Dykstra.

**OSU** — According to Aki Hill, "Kari is one of the most skilled women's basketball players coming out of high school in the post that I have seen in recent years. She may not be in the top five percent of the athletes that were available this year, but she certainly is in the top 20 percent. I think she will definitely be a weapon for us on the inside this year."

**VALLEY CHRISTIAN STATISTICS**

YEAR	G	FG-FGA	PCT.	FT-FTA	PCT.	REB	AVG.	PF-D	AST-TO	BLK-ST	TP	AVG.	HG
1985	27	142-229	.620	51-111	.460	335	12.4	69	19-75	48-48	335	12.4	—
1986	27	—	—	—	—	351	13.0	—	114	37-72	653	24.2	—
1987	28	345-560	.620	163-225	.724	370	13.2	74	68-100	25-102	845	30.1	47
TOTAL	82	—	—	—	—	1056	12.9	—	289	110-2221	833	22.4	47



**KARI PARRIOTT**



**12 MIREILLE SMITS, C, 6-5, 181, FR., Eindhoven, Holland (Eckart)**


**PERSONAL** — Born 11/19/69 at Eindhoven . . . daughter of Ad and Marga Smits . . . has one brother, Rik, who plays basketball at Marist College in New York where he earned All-America honors last year . . . Rik will be a senior this year . . . she is a liberal arts major at OSU and plans a career in graphic design . . . her favorite athlete is Magic Johnson . . . her hobbies include drawing, painting and dancing . . . she chose OSU because, "now I can combine my studies with basketball better than in Holland."

**ECKART** — Mireille was a member of 1st Division Club team in the city of Nijmegen while completing her final year of high school . . . she was a member of the National Junior Team (girls 16-19) and played with this team in the European Champions Tournament in Italy in August, 1986 . . . she was named MVP of international tournament in Belgium last year . . . she also played on Dutch National Junior team . . . her best game as a prep was scoring 30 points and pulling down 15 rebounds.

**OSU** — According to Aki Hill, "We think before she is through playing here at OSU that you will see her turn into one of the finest centers on the West Coast. She will see plenty of action as a first-year player."

**ECKART STATISTICS**

YEAR	G	FG-FGA	PCT.	FT-FTA	PCT.	REB	AVG.	PF-DQ	AST-TO	BLK-ST	TP	AVG.	HG
1987	24	115-181	.635	50-88	.568	170	7.1	77 —	9-	26-23	280	11.7	30









**The Opponents . . .**

# OPPONENTS

## PORTLAND PILOTS

November 28, 1987, 7:30 p.m., Corvallis

### FINGERTIP FACTS

LOCATION: Portland, OR

ADDRESS: 5000 N. Willamette Blvd., Portland, OR 97203

ENROLLMENT: 2,600

COLORS: Purple & White

CONFERENCE: West Coast Athletic Conference

ARENA (Capacity): Earle Chiles Center (5,000)

PRESIDENT: Rev. Thos. Oddo, C.S.C.

ATHLETIC DIRECTOR: Joe Etzel

ATHLETIC DEPARTMENT PHONE: 503-283-7117

SPORTS INFORMATION DIRECTOR: Mauro Potestio

Office: 503-283-7117

Home: 503-774-6921

ASSISTANT SID: Tom Kowitz

Home: 503-244-7037

PRESS ROW PHONE: 503-283-7527

### BASKETBALL STAFF

HEAD COACH: Jim Sollars, Seattle Pacific, '62

RECORD AT PORTLAND: 11-17 in 1 season

CAREER RECORD: 34-74 in 4 seasons

ASSISTANTS: Bonnie McLaughlin Finley, Portland St., '84

BASKETBALL PHONE: 503-283-7117

BEST TIME TO CALL COACH: Afternoon

### SERIES INFORMATION

MEETINGS: 8

WON BY OSU: 7

PORTLAND: 1

LAST MEETING: 1986-87: (OSU 93-77)

PORTLAND'S ALL-TIME RECORD: 178-86 in 10 seasons

FINAL FOUR APPEARANCES: None

NIT APPEARANCES: None

1986-87 RECORD: 11-17

POST-SEASON FINISH: None

1986-87 CONFERENCE RECORD/PLACE: Independent

### STARTERS RETURNING IN 1987-88

NAME	POS	FG-FGA	FT-FTA	REB	AVG	AST	PTS	AVG
Tammy Maszy	F	123-303	18-30	103	3.7	86	264	9.4
Vickey Chalfant	G	108-240	35-50	76	2.7	162	251	9.0
Tami Halter	G	109-238	26-37	93	3.3	83	244	8.7
Jodi Harding	C	86-196	49-78	179	6.4	34	221	7.9


### NEWCOMERS

#### NAME

Kristen Browett

Martha Sheldon

HGT	POS	FR/JC	FG-FTA	FT-FTA	REB-AVG	AST	PTS	AVG
5-11	F	Transfer from Idaho						
5-11	F	FR						



JIM SOLLARS

## LADY AGGIE CLASSIC DECEMBER 4,5, ROLLIE WHITE COLISEUM, COLLEGE STATION, TEXAS





## BASKETBALL STAFF

HEAD COACH: Lynn Hickey, Ouachita Baptist, 1973

RECORD AT A&M: 39-44 in 3 seasons

CAREER RECORD: 164-83 in 8 seasons

ASSISTANTS: Eileen Feeney, Kansas St., 1980 &

Lubomyr Lichonczak, Idaho, 1978

BASKETBALL PHONE: 409-845-1052

BEST TIME TO CALL COACH: Mornings

### SERIES INFORMATION

MEETINGS: Second Meeting

WON BY OSU: 1

A&M: 0

LAST MEETING: 1986; (OSU 70, A&M 69)

A&M'S ALL-TIME RECORD: 199-202 in 13 seasons

FINAL FOUR APPEARANCES: None

NIT APPEARANCES: None

1986-87 RECORD: 9-17

POST-SEASON FINISH: None

1986-87 CONFERENCE RECORD/PLACE: 5-11/7th

### STARTERS RETURNING IN 1987-88

NAME	POS	FG-FGA	FT-FTA	REB	AVG	AST	PTS	AVG
Donna Roper	G	83-173	46-57	52	3.7	71	216	15.4
Evelyn Sanders	F	147-280	37-68	162	6.2	34	331	12.7
Lisa Jordan	C	83-178	62-96	184	7.1	33	228	8.8
Traci Thomas	G	56-143	10-20	73	3.2	37	123	5.3

### NEWCOMERS

NAME	HGT	POS	FR/JC	FG-FTA	FT-FTA	REB-AVG	AST	PTS	AVG
Tracey Fewell	5-7	G	FR						
Wendy Jennings	5-11	F	FR						
Louise Madison	6-1	C	FR						
Mindy Neal	6-1	F-C	FR						

## TEXAS-SAN ANTONIO LADY ROADRUNNERS

December 4-5, 1987, TBA

Lady Aggie Classic at College Station, TX

### FINGERTIP FACTS

LOCATION: San Antonio, TX

ADDRESS: San Antonio, TX 78285-0619

ENROLLMENT: 12,000

COLORS: Orange, Navy Blue & White

CONFERENCE: Independent

ARENA (Capacity): Convocation Center (4,500)

PRESIDENT: Dr. James Wagener

ATHLETIC DIRECTOR: Jim Skaines

ATHLETIC DEPARTMENT PHONE: 512-691-4444

SPORTS INFORMATION DIRECTOR: Richard Nixon

Office: 512-691-4551

Home: 512-829-5247

ASSISTANT SID: None

Home:

PRESS ROW PHONE: 512-691-4566/4568



**BILL MacLEAY**

### BASKETBALL STAFF

HEAD COACH: Bill MacLeay, Trinity University, 1980

RECORD AT TEXAS-SAN ANTONIO: 54-27 in 3 seasons

CAREER RECORD: Same

ASSISTANTS: Teri Eubank, Missouri Valley College, 1985

BASKETBALL PHONE: 512-691-4173

BEST TIME TO CALL COACH: Mornings

### SERIES INFORMATION

MEETINGS: Never met

LAST MEETING:

TEX-SAN ANTONIO'S ALL-TIME RECORD: N/A

FINAL FOUR APPEARANCES: None

NIT APPEARANCES: None

1986-87 RECORD: 18-8

POST-SEASON FINISH: None

1986-87 CONFERENCE RECORD/PLACE: Independent

## SOUTHWESTERN LOUISIANA RAGIN CAJUNS

December 4-5, 1987, TBA

Lady Aggie Classic at College Station, TX

### FINGERTIP FACTS

LOCATION: Lafayette, LA

ADDRESS: 201 Reinhardt Dr., Lafayette, LA 70506-4297

ENROLLMENT: 16,500

COLORS: Vermilion & White

CONFERENCE: American South Athletic Conference

ARENA (Capacity): Blackham Coliseum (9,000)

PRESIDENT: Dr. Ray Authement

ATHLETIC DIRECTOR: Terry Don Phillips

ATHLETIC DEPARTMENT PHONE: 318-231-5392

SPORTS INFORMATION DIRECTOR: Dan McDonald

Office: 318-231-6331

Home: 318-989-1333

ASSISTANT SID: Ed Cassiere

Home: 318-981-3974

PRESS ROW PHONE: None

### BASKETBALL STAFF

HEAD COACH: William Colan

RECORD AT SW LOUISIANA: 57-51 in 4 seasons

CAREER RECORD: Same

ASSISTANTS: TBA

BASKETBALL PHONE: 318-231-6327

BEST TIME TO CALL COACH: Mornings

### SERIES INFORMATION

MEETINGS: Never met

LAST MEETING:

SW LOUISIANA'S ALL-TIME RECORD: 118-144 in 10 seasons

FINAL FOUR APPEARANCES: none

NIT APPEARANCES: None

1986-87 RECORD: 14-13

POST-SEASON FINISH: None


1986-87 CONFERENCE RECORD/PLACE: 7-5/4th in Southland Conference

### STARTERS RETURNING IN 1987-88

NAME	POS	FG-FGA	FT-FTA	REB	AVG	AST	PTS	AVG
Teena Cooper	F-C	195-320	58-120	282	10.4	38	448	16.6
Kim Perrot	G	158-374	38-69	107	4.0	191	366	13.6
Ann Harper	G-F	136-326	45-87	96	3.6	65	317	11.7
Shaunda Johnson	G	111-238	44-71	119	4.4	94	272	10.1
Dee Dee Hawkins	F	106-249	53-76	156	5.8	38	265	9.8

### NEWCOMERS

NAME	HGT	POS	FR/JC	FG-FTA	FT-FTA	REB-AVG	AST	PTS	AVG
Michelle Raspberry	5-10	F	FR	1299-2536	427-545	469-10.2	377	979	20.4



WILLIAM COLAN

## TEXAS A&M LADY AGGIES

December 4-5, 1987, TBA

Lady Aggie Classic at College Station, TX

### FINGERTIP FACTS

LOCATION: College Station, TX

ADDRESS: G. Rollie White Coliseum, College Station, TX 77843

ENROLLMENT: 38,000

COLORS: Maroon & White

CONFERENCE: Southwest

ARENA (Capacity): G. Rollie White Coliseum (7,000)

PRESIDENT: Dr. Frank Vandiver

ATHLETIC DIRECTOR: Jackie Sherrill

ATHLETIC DEPARTMENT PHONE: 409-845-3500

SPORTS INFORMATION DIRECTOR: John Keith

Office: 409-845-5725

Home: Unlisted

ASSISTANT SID: Nan Flord

Home: 409-846-8092

PRESS ROW PHONE: 409-845-5725



LYNN HICKEY



**STARTERS RETURNING IN 1987-88**

NAME	POS	FG-FGA	FT-FTA	REB	AVG	AST	PTS	AVG
Sharon Wilson	G	97-240	34-48	86	3.4	69	228	9.1
Sonya Smith	C	77-167	35-52	108	4.9	19	189	8.6
Amy Aleue	G	87-193	43-54	79	3.0	76	217	8.3
Debbye Groves	F	80-167	29-74	126	4.8	16	189	7.3
Tisha Boldt	F	66-129	16-27	68	2.7	11	148	5.9

**NEWCOMERS**

NAME	HGT	POS	FR/JC	FG-FTA	FT-FTA	REB-AVG	AST	PTS	AVG
Melissa Haglund			FR	N/A					
Deanna King			FR	N/A					
Barbara Lewis			JR	N/A					
Sharon Lewis			SO	N/A					

**COLORADO LADY BUFFS**

December 7, 1987, 7:30 p.m., Boulder, CO

**FINGERTIP FACTS**

LOCATION: Boulder, CO

ADDRESS: Campus Box 357, Boulder, CO 80309

ENROLLMENT: 22,122

COLORS: Silver, Black &amp; Gold

CONFERENCE: Big Eight

ARENA (Capacity): Events Conference Center (11,199)

PRESIDENT: Dr. Gordon Gee

ATHLETIC DIRECTOR: Bill Marolt

ATHLETIC DEPARTMENT PHONE: 303-492-7931

SPORTS INFORMATION DIRECTOR: David Planti

Office: 303-492-5626

Home: 303-494-0445

ASSISTANT SID: Becky Yahn

Home: 303-494-2039

PRESS ROW PHONE: 303-492-5626

**BASKETBALL STAFF**

HEAD COACH: Ceal Barry, Kentucky, 1977

RECORD AT COLORADO: 51-63 in 4 seasons

CAREER RECORD: 134-105 in 8 seasons

ASSISTANTS: Beth Burns, Ohio Wesleyan, 1979 &amp;

Paul Lindsay, Bethel Coll., 1982

BASKETBALL PHONE: 303-492-6086

BEST TIME TO CALL COACH: Mornings

**SERIES INFORMATION**

MEETINGS: Never met

LAST MEETING:

COLORADO'S ALL-TIME RECORD: 210-163 in 13 seasons

FINAL FOUR APPEARANCES: None

NIT APPEARANCES: None

1986-87 RECORD: 14-14

1986-87 CONFERENCE RECORD/PLACE: 6-8/6th tie

POST-SEASON FINISH: None

**STARTERS RETURNING IN 1987-88**

NAME	POS	FG-FGA	FT-FTA	REB	AVG	AST	PTS	AVG
Tracy Tripp	F	191-392	73-93	121	4.3	107	455	16.3
Gretchen DeWitte	F	156-304	113-136	140	5.0	38	425	15.2
Erin Carson	G	108-232	65-76	40	1.8	29	283	12.9
Bridget Turner	G	114-268	91-124	150	5.6	137	319	11.8
Crystal Ford	C	74-140	58-72	99	3.5	24	206	7.4

**NEWCOMERS**

NAME	HGT	POS	FR/JC	FG-FTA	FT-FTA	REB-AVG	AST	PTS	AVG
Lo Foreman	6-0	C	JC			12.0			17.0
Rehema Stephens	5-11	G-F	FR			12.2			25.2
Molly Wampler	6-1	F	FR			15.0			24.0
Lisa Weatherspoon	5-8	G	FR			4.0			28.0

**CEAL BARRY**

## DARTMOUTH BIG GREEN

December 12, 1987, 5:15 p.m., CORVALLIS

### FINGERTIP FACTS

LOCATION: Hanover, NH

ADDRESS: 110 Alumni Gym, Hanover, NH 03755

ENROLLMENT: 4,000

COLORS: Green & White

CONFERENCE: Ivy League

ARENA (Capacity): The Leede Arena (2,100)

PRESIDENT: James O. Freedman

ATHLETIC DIRECTOR: Ted Leland

ATHLETIC DEPARTMENT PHONE: 603-646-2465

SPORTS INFORMATION DIRECTOR: Kathy Slattery

Office: 603-646-2468

Home: 603-448-2103

ASSISTANT SID: Bruce Wood

Home: N/A

PRESS ROW PHONE: 603-646-2468

### BASKETBALL STAFF

HEAD COACH: Jacqueline Hullah, 1978, Cal-St. Fullerton

RECORD AT DARTMOUTH: 42-35 in 3 seasons

CAREER RECORD: Same

ASSISTANTS: Liz Galloway, UNLV

BASKETBALL PHONE: 603-646-3194

BEST TIME TO CALL COACH: Afternoons

### SERIES INFORMATION

MEETINGS: Never met

LAST MEETING:

DARTMOUTH'S ALL-TIME RECORD: N/A

FINAL FOUR APPEARANCES: None

NIT APPEARANCES: None

1986-87 RECORD: 16-9

1986-87 CONFERENCE RECORD/PLACE: 12-2/1st

### STARTERS RETURNING IN 1987-88

NAME	POS	FG-FGA	FT-FTA	REB	AVG	AST	PTS	AVG
Liz Walter	F	88-178	67-90	154	11.0	25	243	17.3
Sophia Neely	G	59-125	33-39	39	2.7	34	151	10.7
Ute Bowman	G	52-120	19-26	27	1.9	48	123	8.7
Bev Hagerdon	F	62-133	17-27	63	4.5	4	141	10.0

### NEWCOMERS

NAME	HGT	POS	FR/JC	FG-FTA	FT-FTA	REB-AVG	AST	PTS	AVG
Not Available at this Time									



JACQUELINE HULLAH

POST-SEASON FINISH: None

## TENNESSEE LADY VOLUNTEERS

December 16, 1987, 7:30 p.m., CORVALLIS

### FINGERTIP FACTS

LOCATION: Knoxville, TN

ADDRESS: 115 Stokely Athletics Center, Knoxville, TN 37996-3110

ENROLLMENT: 37,000

COLORS: Orange & White

CONFERENCE: Southeastern Conference

ARENA (Capacity): Thompson-Boling Arena (25,000)

PRESIDENT: Dr. Edward J. Boling

ATHLETIC DIRECTOR: Joan Cronan

ATHLETIC DEPARTMENT PHONE: 615-974-4273

SPORTS INFORMATION DIRECTOR: Debby Jennings

Office: 615-974-4275

Home: 615-584-1983

ASSISTANT SID: Herb Benenson

Home: 615-588-2079

PRESS ROW PHONE: TBA



PAT SUMMIT



## BASKETBALL STAFF

HEAD COACH: Pat Summit, UT-Martin, 1974

RECORD AT TENNESSEE: 319-102 in 13 seasons

CAREER RECORD: Same

ASSISTANTS: Mickie DeMoss, Louisiana Tech, 1977 &  
Holly Warlick, Tenn., 1980

BASKETBALL PHONE: 615-974-4275

BEST TIME TO CALL COACH: Mornings

### SERIES INFORMATION

MEETINGS: 2nd

WON BY OSU: 0

TENNESSEE: 1

LAST MEETING: 1981-82; (Tennessee 73, OSU 62 at Knoxville)

TENNESSEE'S ALL-TIME RECORD: 319-102 in 13 seasons

FINAL FOUR APPEARANCES: Eight Appearances

NIT APPEARANCES: None

1986-87 RECORD: 28-6

POST-SEASON FINISH: National Champions

1986-87 CONFERENCE RECORD/PLACE: 7-4/5th

### STARTERS RETURNING IN 1987-88

NAME	POS	FG-FGA	FT-FTA	REB	AVG	AST	PTS	AVG
Bridgett Gordon	F	222-459	115-160	232	6.8	63	559	16.4
Sheila Forst	C	161-273	61-102	217	6.4	31	383	11.3
Tonya Edwards	G	107-248	89-113	91	2.7	77	303	8.9
Dawn Marsh	G	60-124	47-65	51	1.6	205	167	5.2

### NEWCOMERS

NAME	HGT	POS	FR/JC	FG-FTA	FT-FTA	REB-AVG	AST	PTS	AVG
Kris Durham	5-8	G	FR			10.7	9.6		29.2
Pearl Moore	6-2	F	FR			20.1			28.0

## UTAH LADY UTES

December 19, 1987, 7:30 p.m., Salt Lake City, UT

### FINGERTIP FACTS

LOCATION: Salt Lake City, UT

ADDRESS: Special Events Center, Salt Lake City, UT 84112

ENROLLMENT: 24,000

COLORS: Crimson & White

CONFERENCE: High Country Athletic Conference

ARENA (Capacity): Special Events Center (15,000)

PRESIDENT: Dr. Chase N. Peterson

ATHLETIC DIRECTOR: Jim Copeland

ATHLETIC DEPARTMENT PHONE: 801-581-8171

SPORTS INFORMATION DIRECTOR: Bruce Woodbury

Office: 801-581-3511/3510

Home: 801-581-8171

ASSISTANT SID: Liz Abel

Home: 801-596-1650

PRESS ROW PHONE: None

### BASKETBALL STAFF

HEAD COACH: Elaine Elliot, Boise State, 1977

RECORD AT UTAH: 76-39 in 4 seasons

CAREER RECORD: Same

ASSISTANTS: Maureen Eckroth, Utah, 1979 &  
Carla Taylor, Weber State, 1984

BASKETBALL PHONE: 801-581-7037

BEST TIME TO CALL COACH: Mornings

### SERIES INFORMATION

MEETINGS: Sixth Meeting

WON BY OSU: 4

WON BY UTAH: 1

LAST MEETING: 1984-85; (OSU 68, Utah 62)

UTAH'S ALL-TIME RECORD: 263-80

FINAL FOUR APPEARANCES: None

NIT APPEARANCES: Twice

1986-87 RECORD: 20-7

POST-SEASON FINISH: None

1986-87 CONFERENCE RECORD/PLACE: 20-2/1st tie

### STARTERS RETURNING IN 1987-88

NAME	POS	FG-FGA	FT-FTA	REB	AVG	AST	PTS	AVG
Donna Holzwarth	C	128-265	54-69	193	7.1	32	310	11.5
Tiffany Rogers	F	99-210	30-44	150	5.8	53	228	8.8
Gina Butters	G	81-197	46-67	114	4.6	74	209	8.4



ELAINE ELLIOT

**NEWCOMERS**


NAME	HGT	POS	FR/JC	FG-FTA	FT-FTA	REB-AVG	AST	PTS	AVG
Kristi Smith	6-1	F	FR			10.6			20.1
Kristi Kincaid	6-0	F	FR			12.0			19.2
Brenda Alcorn	5-10	F	FR			8.1			14.1
Melanee Brooks	5-5	G	FR						27.0
Michelle Hennessey	5-3	G	FR						8.0

**BRIGHAM YOUNG COUGARS**

December 21, 1987, 5:00 p.m., Provo, UT

**FINGERTIP FACTS**

LOCATION: Provo, UT  
 ADDRESS: Room 30, Smith Fieldhouse, Provo, UT 84602  
 ENROLLMENT: 26,900  
 COLORS: Royal Blue & White  
 CONFERENCE: High Country Athletic  
 ARENA (Capacity): Marriott Center (23,000)  
 PRESIDENT: Dr. Jeffrey R. Holland  
 ATHLETIC DIRECTOR: Lu Wallace  
 ATHLETIC DEPARTMENT PHONE: 801-378-4225  
 SPORTS INFORMATION DIRECTOR: Ellen Larsen  
 Office: 801-378-4908  
 Home: 801-377-7087  
 ASSISTANT SID: Patricia Knoell  
 Home: 801-225-2897  
 PRESS ROW PHONE: 801-378-3675

**COURTNEY LEISHMAN****BASKETBALL STAFF**

HEAD COACH: Dr. Courtney Leishman, Utah State, 1958  
 RECORD AT BYU: 198-91 in 10 seasons  
 CAREER RECORD: Same  
 ASSISTANTS: N/A  
 BASKETBALL PHONE: N/A  
 BEST TIME TO CALL COACH: Mornings

**SERIES INFORMATION**

MEETINGS: Fourth Meeting WON BY OSU: 2 BYU: 1  
 LAST MEETING: 1984; (OSU 76, BYU 72 in Provo)  
 BYU'S ALL-TIME RECORD: 246-119  
 FINAL FOUR APPEARANCES: None  
 NIT APPEARANCES: One appearance  
 1986-87 RECORD: 17-11 POST-SEASON FINISH: None  
 1986-87 CONFERENCE RECORD/PLACE: 8-4/3rd

**STARTERS RETURNING IN 1987-88**

NAME	POS	FG-FGA	FT-FTA	REB	AVG	AST	PTS	AVG
Cathy Nixon	F	200-435	94-124	151	5.4	68	494	18.0
Karina Zapata	G	51-114	16-25	80	2.9	124	118	4.0
Susan Shumway	F	110-265	39-58	143	5.1	108	262	9.0

**NEWCOMERS**

NAME	HGT	POS	FR/JC	FG-FTA	FT-FTA	REB-AVG	AST	PTS	AVG
Traci Red	6-1	C-F	FR						
Kim Talbot	5-7	G	FR						
Scarlett Overly	5-11	F	FR						
Maureen Wolthius	5-11	G	FR						
Kelly McMurray	6-1	C-F	FR						
Danielle Taylor	5-9	G	FR						



## PORTLAND STATE VIKINGS

December 30, 1987, 7:30 p.m., CORVALLIS

### FINGERTIP FACTS

LOCATION: Portland, OR  
 ADDRESS: P.O. Box 751, Portland, OR 97207  
 ENROLLMENT: 15,400  
 COLORS: Green & White  
 CONFERENCE: Independent  
 ARENA (Capacity): PSU Gymnasium (2,500)  
 PRESIDENT: Dr. Natale Sicuro  
 ATHLETIC DIRECTOR: Dave Coffey  
 ATHLETIC DEPARTMENT PHONE: 503-229-4400  
 SPORTS INFORMATION DIRECTOR: Larry Sellers  
 Office: 503-229-4000  
 Home: 503-324-7082  
 ASSISTANT SID: None  
 Home:

PRESS ROW PHONE: None

### BASKETBALL STAFF

HEAD COACH: Greg Bruce, Purdue, 1972  
 RECORD AT PSU: 13-14 in 1 season  
 CAREER RECORD: Same  
 ASSISTANTS: Diana Track, Judson Baptist, 1984  
 BASKETBALL PHONE: 503-229-4502  
 BEST TIME TO CALL COACH: Mornings

### SERIES INFORMATION

MEETINGS: 19th Meeting: WON BY OSU: 14 PSU: 4

LAST MEETING: 1986-87; (OSU 78, PSU 73)

PSU'S ALL-TIME RECORD: N/A

FINAL FOUR APPEARANCES: None

NIT APPEARANCES: None

1986-87 RECORD: 13-14

POST-SEASON FINISH: None

1986-87 CONFERENCE RECORD/PLACE: Independent

### STARTERS RETURNING IN 1987-88

NAME	POS	FG-FGA	FT-FTA	REB	AVG	AST	PTS	AVG
Cathy Kuntz	G	100-244	73-91	113	5.7	60	273	13.7
Sandi Howell	C	72-155	32-48	136	5.0	17	176	6.5

### NEWCOMERS

NAME	HGT	POS	FR/JC	FG-FGA	FT-FTA	REB-AVG	AST	PTS	AVG
Teresa Beattie	5-11	F	FR			12.7			19.5
Wendy Meyers	6-0	F	FR			9.0			19.3
Barbara Kelly	5-11	F	FR			10.6			16.6
Michelle Hughes	5-3	G	FR						11.1
Laurie Wise	5-8	G	JR						11.0
Karen Freeman	5-9	G	FR						8.0

## IDAHO LADY VANDALS

January 2, 1987, 7:30 p.m., CORVALLIS



### FINGERTIP FACTS

LOCATION: Moscow, ID  
 ADDRESS: ASUI Kibbie Dome, Moscow, ID 83872  
 ENROLLMENT: 11,565  
 COLORS: Silver & Gold  
 CONFERENCE: Mountain West Athletic  
 ARENA (Capacity): Kibbie Dome (10,000)  
 PRESIDENT: Dr. Richard Gibb  
 ATHLETIC DIRECTOR: Kathy Clark  
 ATHLETIC DEPARTMENT PHONE: 208-885-0200  
 SPORTS INFORMATION DIRECTOR: Dave Cook  
 Office: 208-885-0200/0245  
 Home: 208-883-3540

ASSISTANT SID: Chris Schulte

Home: 208-882-8135

PRESS ROW PHONE: None



GREG BRUCE



LAURIE TURNER

## BASKETBALL STAFF

HEAD COACH: Laurie Turner, Washington State, 1979

RECORD AT IDAHO: 8-19 in 1 season

CAREER RECORD: 86-53 in 5 seasons

ASSISTANTS: Judy Spoelstra, Oregon State, 1983 &

Ginger Reid, Idaho State, 1977

BASKETBALL PHONE: 208-885-0200

BEST TIME TO CALL COACH: Mornings

## SERIES INFORMATION

MEETINGS: Second Meeting WON BY OSU: 0

IDAHO: 1

LAST MEETING: 1986; (Idaho 71, OSU 58 in Moscow)

IDAHO'S ALL-TIME RECORD: 204-93 in 11 seasons

FINAL FOUR APPEARANCES: None

NIT APPEARANCES: One appearance

1986-87 RECORD: 8-19

POST-SEASON FINISH: None

1986-87 CONFERENCE RECORD/PLACE: 3-9/6th

## STARTERS RETURNING IN 1987-88

NAME	POS	FG-FGA	FT-FTA	REB	AVG	AST	PTS	AVG
Sheri Lehmer	C	73-165	49-71	91	5.4	12	195	11.5
Kim Chernecki	F	49-109	19-24	70	4.1	19	117	6.9
Christy Van Pelt	F	84-216	51-94	196	7.3	91	219	8.1
Lori Elkins	F	67-170	29-51	123	5.8	48	153	5.8

## NEWCOMERS

NAME	HGT	POS	FR/JC	FG-FTA	FT-FTA	REB-AVG	AST	PTS	AVG
Kristine Lukers	5-9	G-F	FR			8.0	7.0		13.5
Cindy Tokarz	5-5	G	JC						
Keri Strebeck	5-9	G	JC			12.0			20.0

## UCLA BRUINS

January 7, 1988, 5:45 p.m., Los Angeles

February 6, 1988, 7:30 p.m., CORVALLIS

### FINGERTIP FACTS

LOCATION: Los Angeles, CA

ADDRESS: 405 Hilgard Ave., Los Angeles, CA 90024

ENROLLMENT: 33,000

COLORS: Blue & Gold

CONFERENCE: Pac-10

ARENA (Capacity): Pauley Pavilion (12,500)

PRESIDENT: Chancellor Charles Young

ATHLETIC DIRECTOR: Dr. Judith Holland

ATHLETIC DEPARTMENT PHONE: 213-825-8699

SPORTS INFORMATION DIRECTOR: Steve Rourke

Office: 213-206-6831

Home: 818-881-6224

ASSISTANT SID: Lisa Sopa

Home: 213-377-7058

PRESS ROW PHONE: 213-825-1899

### BASKETBALL STAFF

HEAD COACH: Billie Moore, Washburn, 1966

RECORD AT UCLA: 199-105 in 10 seasons

CAREER RECORD: 339-120 in 18 seasons

ASSISTANTS: Nash Rivera, Chapman, 1962 &

Nancy Oliver, UNLV, 1982

BASKETBALL PHONE: 213-825-8699

BEST TIME TO CALL COACH: Mid-morning

### SERIES INFORMATION

MEETINGS: 10th and 11th; WON BY OSU: 3

UCLA: 6

LAST MEETING: 1986-87; (OSU 74, UCLA 69 in Corvallis & UCLA 65, OSU 53 in LA)

UCLA'S ALL-TIME RECORD: 257-116 in 13 seasons


FINAL FOUR APPEARANCES: Twice

NIT APPEARANCES: Three Appearances

1986-87 RECORD: 18-10

POST-SEASON FINISH: None

1986-87 CONFERENCE RECORD/PLACE: 11-7/4th



BILLIE MOORE



**STARTERS RETURNING IN 1987-88**

NAME	POS	FG-FGA	FT-FTA	REB	AVG	AST	PTS	AVG
Dora Dome	G-F	196-448	76-119	176	6.3	66	468	16.7
Jaime Brown	G	146-314	62-83	112	4.1	31	354	13.1

**NEWCOMERS**

NAME	HGT	POS	FR/JC	FG-FTA	FT-FTA	REB-AVG	AST	PTS	AVG
Michelle Miles	5-7	G	FR						
Rachelle Roulier	5-10	G	FR						

**USC TROJANS**

January 9, 1988, 7:30 p.m., Los Angeles, CA

February 5, 1988, 7:30 p.m., CORVALLIS

**FINGERTIP FACTS**

LOCATION: Los Angeles, CA

ADDRESS: USC Heritage Hall, Los Angeles, CA 90089-0602

ENROLLMENT: 30,928

COLORS: Cardinal &amp; Gold

CONFERENCE: Pac-10

ARENA (Capacity): Sports Arena (15,509)

PRESIDENT: Dr. James Zumberge

ATHLETIC DIRECTOR: Dr. Michael McGee

ATHLETIC DEPARTMENT PHONE: 213-743-2221

SPORTS INFORMATION DIRECTOR: Tim Tesselone

Office: 213-743-2224

Home: N/A

ASSISTANT SID: Nancy Ferber

Home: 818-799-8807

PRESS ROW PHONE: 213-748-6136

**BASKETBALL STAFF**

HEAD COACH: Linda Sharp, Cal-St. Fullerton, 1973

RECORD AT USC: 237-75 in 10 seasons

CAREER RECORD: Same

ASSISTANTS: Fred Williams, Boise State, 1979

BASKETBALL PHONE: 213-743-2142

BEST TIME TO CALL COACH: Mornings

**LINDA SHARP****SERIES INFORMATION**

MEETINGS: Seventh Meeting; WON BY OSU: 1 USC: 5

LAST MEETING: 1986-87; (USC 99, OSU 82 in Corvallis &amp; USC 101, OSU 84 in LA)

USC'S ALL-TIME RECORD: 242-91

FINAL FOUR APPEARANCES: Four Appearances

NIT APPEARANCES: None

1986-87 RECORD: 22-8

POST-SEASON FINISH: Semi-finals West Regional

1986-87 CONFERENCE RECORD/PLACE: 15-3/1st

**STARTERS RETURNING IN 1987-88**

NAME	POS	FG-FGA	FT-FTA	REB	AVG	AST	PTS	AVG
Cherie Nelson	F	229-456	146-200	348	11.6	12	604	20.1
Monica Lamb	C	224-381	63-103	242	8.1	27	511	17.0
Karon Howell	G	181-263	66-92	112	3.7	88	428	14.3
Holly Ford	F	83-172	34-38	97	3.2	40	200	6.7

**NEWCOMERS**

NAME	HGT	POS	FR/JC	FG-FTA	FT-FTA	REB-AVG	AST	PTS	AVG
Tammy Hammond	6-0	F	SO			15.5	3.4		28.8
Michelle Santino	5-6	G	FR			4.0	4.3		15.0
Jennifer Dunbar	5-5	G	FR			5.0	5.0		16.8

## ARIZONA STATE SUN DEVILS

January 15, 1988, 7:30 p.m., Tempe, AZ  
 February 13, 1988, 7:30 p.m., CORVALLIS

### FINGERTIP FACTS

LOCATION: Tempe, AZ  
 ADDRESS: University Activity Center, #114, Tempe,  
 AZ 85287

ENROLLMENT: 41,450  
 COLORS: Maroon & Gold

CONFERENCE: Pac-10

ARENA (Capacity): University Activity Center (14,287)

PRESIDENT: Dr. J. Russell Nelson

ATHLETIC DIRECTOR: Charles S. Harris

ATHLETIC DEPARTMENT PHONE: 602-965-6360

SPORTS INFORMATION DIRECTOR: Mark Brand

Office: 602-965-6592

Home: 602-897-6091

ASSISTANT SID: Rich Wanninger

Home: 602-345-2826

PRESS ROW PHONE: 602-965-7274

### BASKETBALL STAFF

HEAD COACH: Maura McHugh, Old Dominion, 1975

RECORD AT ASU: First year

CAREER RECORD: 142-70 in 7 seasons

ASSISTANTS: Bob Clark, Towson St., 1984 &

Debra Stephens, Iona, 1983

BASKETBALL PHONE: 602-965-6387

BEST TIME TO CALL COACH: Mornings

### SERIES INFORMATION

MEETINGS: Fifth and sixth;

WON BY OSU: 2

ASU: 2

LAST MEETING: 1987; (OSU 90, ASU 72 in Tempe & OSU 75, ASU 58 in Corvallis)

ASU'S ALL-TIME RECORD: 165-146 in 12 seasons

FINAL FOUR APPEARANCES: None

NIT APPEARANCES: One Appearance (1981)

1986-87 RECORD: 10-17

POST-SEASON FINISH: None

1986-87 CONFERENCE RECORD/PLACE: 4-14/8th

### STARTERS RETURNING IN 1987-88

NAME	POS	FG-FGA	FT-FTA	REB	AVG	AST	PTS	AVG
None								

None

### NEWCOMERS

NAME	HGT	POS	FR/JC	FG-FGA	FT-FTA	REB-AVG	AST	PTS	AVG
Karen O'Connor	5-9	G	FR						
Bechy Molen	6-1	F	FR						
Cindy Vyskocil	6-1	F-C	FR						

Karen O'Connor

Bechy Molen

Cindy Vyskocil



MAURA McHUGH

## ARIZONA WILDCATS

January 16, 1988, 7:30 p.m., Tucson, AZ  
 February 12, 1988, 7:30 p.m., CORVALLIS

### FINGERTIP FACTS

LOCATION: Tucson, AZ

ADDRESS: 229 McKale Center, Tucson, AZ 85721

ENROLLMENT: 34,000

COLORS: Cardinal Red & Navy Blue

CONFERENCE: Pac-10

ARENA (Capacity): McKale Center (13,124)

PRESIDENT: Dr. Henry Koffler

ATHLETIC DIRECTOR: Dr. Cedric Dempsey

ATHLETIC DEPARTMENT PHONE: 602-621-2200

SPORTS INFORMATION DIRECTOR: Butch Henry

Office: 602-621-4163

Home: 602-885-1452

ASSISTANT SID: Tom Duddlestone

Home: 602-881-1203

PRESS ROW PHONE: N/A



JUNE OLKOWSKI



**BASKETBALL STAFF**

HEAD COACH: June Olkowski, Rutgers, 1982  
 RECORD AT ARIZONA: 0-0  
 CAREER RECORD: Same  
 ASSISTANTS: TBA  
 BASKETBALL PHONE: 602-621-4014  
 BEST TIME TO CALL COACH: Mornings

**SERIES INFORMATION**

MEETINGS: Fifth and Sixth Meetings; WON BY OSU: 3 ARIZONA: 1  
 LAST MEETING: 1986-87; (OSU 68, Ariz 55 in Corvallis & Ariz 69, OSU 68 in Tuc.)  
 ARIZONA'S ALL-TIME RECORD: 67-127  
 FINAL FOUR APPEARANCES: None  
 NIT APPEARANCES: None  
 1986-87 RECORD: 11-18 POST-SEASON FINISH: None  
 1986-87 CONFERENCE RECORD/PLACE: 4-14/8th tie

**STARTERS RETURNING IN 1987-88**

NAME	POS	FG-FGA	FT-FTA	REB	AVG	AST	PTS	AVG
Dana Patterson	C	196-366	71-110	279	9.6	11	463	16.0
Adrienne Stowers	F	76-171	41-74	193	6.7	11	193	6.7
Timi Brown	G	53-109	20-28	42	1.4	29	126	4.3

**NEWCOMERS**

NAME	HGT	POS	FR/JC	FG-FTA	FT-FTA	REB-AVG	AST	PTS	AVG
Amy Livingston	6-4	F-C	FR			13.0			20.0
Greta Naranjo	5-3	G	JR				5.7		14.0
Tammy Leikem	5-10	F-C	JR			8.1			14.7

**WASHINGTON STATE COUGARS**

January 22 1988, 7:30 p.m., CORVALLIS  
 February 20, 1988, 7:30 p.m., Pullman, WA

**FINGERTIP FACTS**

LOCATION: Pullman, WA  
 ADDRESS: 107 Bohler Gym, Pullman, WA 99164-1610  
 ENROLLMENT: 16,000  
 COLORS: Crimson & Gray  
 CONFERENCE: Pac-10  
 ARENA (Capacity): Bohler Gym (5,000)  
 PRESIDENT: Dr. Samuel Smith  
 ATHLETIC DIRECTOR: TBA  
 ATHLETIC DEPARTMENT PHONE: 509-335-0200  
 SPORTS INFORMATION DIRECTOR: Rod Commons  
 Office: 509-335-0276  
 Home: 509-332-8309  
 ASSISTANT SID: Cindy Fester  
 Home: 509-332-6039  
 PRESS ROW PHONE: None



**BASKETBALL STAFF**

HEAD COACH: Harold Rhodes, Washington State, 1977  
 RECORD AT WSU: 42-92 in 5 seasons  
 CAREER RECORD: Same  
 ASSISTANTS: Kellee Knowles, Idaho, 1982 & Sandy Simpson, UC-Davis, 1981  
 BASKETBALL PHONE: 509-335-0276  
 BEST TIME TO CALL COACH: Mornings

**SERIES INFORMATION**

MEETINGS: 20th & 21st WON BY OSU: 14 WSU: 5  
 LAST MEETING: 1987; (OSU 74, WSU 68 in Pullman & OSU 85, WSU 68 in Corvallis)  
 WSU'S ALL-TIME RECORD: N/A  
 FINAL FOUR APPEARANCES: None  
 NIT APPEARANCES: None  
 1986-87 RECORD: 10-18 POST-SEASON FINISH: None  
 1986-87 CONFERENCE RECORD/PLACE: 2-16/10th

**STARTERS RETURNING IN 1987-88**

NAME	POS	FG-FGA	FT-FTA	REB	AVG	AST	PTS	AVG
Penny Bowden	G	127-284	126-197	175	6.3	141	380	13.6
Cathy Conzaes	G	152-342	36-65	96	3.6	85	340	12.6
Julii Reynvaan	C	93-187	40-58	159	6.4	24	226	9.0
Jonni Gray	F	151-343	59-83	171	6.1	49	361	12.9



**HAROLD RHODES**

**NEWCOMERS**

NAME	HGT	POS	FR/JC	FG-FTA	FT-FTA	REB-AVG	AST	PTS	AVG
Lynn Long	5-8	G	JC			4.9			12.2
Dawn Allinger	5-9	G	FR						12.0
Sherrie Barlow	6-0	F	FR						10.0
Charnez Brown	5-5	G	FR						12.0
Kristen Metson	6-2	F	FR						16.0
Angie Weir	6-2	F	FR						14.0

**WASHINGTON HUSKIES**

January 23, 1988, 7:30 p.m., CORVALLIS  
 February 18, 1988, 7:30 p.m., Seattle, WA

**FINGERTIP FACTS**

LOCATION: Seattle, WA  
 ADDRESS: 202 Graves Bldg., GC-20, Seattle, WA 98195  
 ENROLLMENT: 34,000  
 COLORS: Purple & Gold  
 CONFERENCE: Pac-10  
 ARENA (Capacity): Hec-Edmundson Pavilion (8,000)  
 PRESIDENT: Dr. William P. Gerberding  
 ATHLETIC DIRECTOR: Mike Lude  
 ATHLETIC DEPARTMENT PHONE: 206-543-2212  
 SPORTS INFORMATION DIRECTOR: Chuck Niemi  
 Office: 206-543-2230  
 Home: 206-823-8050  
 ASSISTANT SID: Jeanne Grainger  
 Home: N/A  
 PRESS ROW PHONE: 206-543-2230

**CHRIS GOBRECHT****BASKETBALL STAFF**

HEAD COACH: Chris Gobrecht, USC, 1977  
 RECORD AT UW: 47-13 in 2 seasons  
 CAREER RECORD: 132-106 in 8 seasons  
 ASSISTANTS: Kathy Anderson, C. Missouri, 1980 &  
 Willette White, Idaho, 1982  
 BASKETBALL PHONE: 206-543-0732  
 BEST TIME TO CALL COACH: Mornings

**SERIES INFORMATION**

MEETINGS: 25th and 26th; WON BY OSU: 12 UW: 12  
 LAST MEETING: 1986-87; (UW 67, OSU 51 in Seattle & UW 69, OSU 67 in Corvallis)  
 WASHINGTON'S ALL-TIME RECORD: 247-113 in 13 seasons  
 FINAL FOUR APPEARANCES: None  
 NIT APPEARANCES: None  
 1986-87 RECORD: 23-7 POST-SEASON FINISH: None  
 1986-87 CONFERENCE RECORD/PLACE: 14-4/2nd

**STARTERS RETURNING IN 1987-88**

NAME	POS	FG-FGA	FT-FTA	REB	AVG	AST	PTS	AVG
Yvette Cole	F	168-359	88-131	180	6.0	98	424	14.1
Lisa Oriard	F	166-313	89-115	215	7.2	95	421	14.0
Aileen McManus	G	119-237	19-26	92	3.1	39	257	8.7

**NEWCOMERS**

NAME	HGT	POS	FR/JC	FG-FTA	FT-FTA	REB-AVG	AST	PTS	AVG
Karen Deden	6-4	C	FR						15.6
Sherri Johnson	5-11	F	FR						19.0
Laurie Merlino	5-9	G	FR						8.7



# CALIFORNIA GOLDEN BEARS

January 29, 1988, 7:30 p.m., Berkeley, CA

February 27, 1988, 7:30 p.m., CORVALLIS

## FINGERTIP FACTS

LOCATION: Berkeley, CA

ADDRESS: 177 Hearst Gym, Berkeley, CA 94720

ENROLLMENT: 30,000

COLORS: Blue & Gold

CONFERENCE: Pac-10

ARENA (Capacity): Harmon Gym (6,600)

PRESIDENT: Chancellor Ira Michael Heyman

ATHLETIC DIRECTOR: Dr. Luella Lilly

ATHLETIC DEPARTMENT PHONE: 415-642-2098

SPORTS INFORMATION DIRECTOR: Chris Dawson

Office: 415-642-9410

Home: 415-658-9227

ASSISTANT SID: None

Home:

PRESS ROW PHONE: 415-642-3098

## BASKETBALL STAFF

HEAD COACH: Gooch Foster, George Peabody, 1963

RECORD AT CAL: 156-90 in 8 seasons

CAREER RECORD: 240-130 in 14 seasons

ASSISTANTS: Carol Harrison, UC-Davis, 1978 &

Karen Smith, Cal, 1984

BASKETBALL PHONE: 415-642-9448

BEST TIME TO CALL COACH: Mornings

## SERIES INFORMATION

MEETINGS: 14th and 15th;

WON BY OSU: 9

CAL: 4

LAST MEETING: 1986-87; (OSU 69, Cal 67 in Corvallis & Cal 94, OSU 71 in Berk.)

CALIFORNIA'S ALL-TIME RECORD: 218-150 in 14 seasons

FINAL FOUR APPEARANCES: None

NIT APPEARANCES: Four Appearances

1986-87 RECORD: 21-10

POST-SEASON FINISH: None

1986-87 CONFERENCE RECORD/PLACE: 10-8/5th

## STARTERS RETURNING IN 1987-88

NAME	POS	FG-FGA	FT-FTA	REB	AVG	AST	PTS	AVG
Amanda Ray	F	95-223	67-94	259	8.9	63	257	8.9
Seija Leino	F	146-345	112-144	253	8.4	65	404	13.5
Mia Kuusisto	G	103-254	50-57	61	2.3	63	256	8.3

## NEWCOMERS

NAME	HGT	POS	FR/JC	FG-FGA	FT-FTA	REB-AVG	AST	PTS	AVG
Andrea Knapp	6-2	F	FR			11.5			23.9
Laura Baker	5-8	G	FR			7.0	3.5		17.1
Teresa Palmisano	6-2	F	FR			11.0			19.2
Jodi Freemonth	6-0	F	FR			11.1			13.5



GOOCH FOSTER

# STANFORD CARDINAL

January 30, 1988, 7:30 p.m., Stanford, CA

February 26, 1988, 7:30 p.m., CORVALLIS

## FINGERTIP FACTS

LOCATION: Stanford, CA

ADDRESS: DAPER Bldg., Stanford, CA 94305

ENROLLMENT: 13,075

COLORS: Cardinal & White

CONFERENCE: Pac-10

ARENA (Capacity): Maples Pavilion (7,500)

PRESIDENT: Dr. Donald Kennedy

ATHLETIC DIRECTOR: Andy Geiger

ATHLETIC DEPARTMENT PHONE: 415-753-4596

SPORTS INFORMATION DIRECTOR: Steve Raczynski &

Bob Vazquez


Office: 415-723-4418

Home: 415-369-8503

ASSISTANT SID: Gary Migdol

Home: 408-736-1228

PRESS ROW PHONE: 415-723-4418



**TARA VanDERVEER**

## BASKETBALL STAFF

HEAD COACH: Tara VanDerveer, Indiana, 1975

RECORD AT STANFORD: 27-29 in 2 seasons

CAREER RECORD: 179-80 in 9 seasons

ASSISTANTS: June Daugherty, Ohio State, 1978 &

Amy Tucker, Ohio State, 1982

BASKETBALL PHONE: 415-723-0284

BEST TIME TO CALL COACH: Mornings

## SERIES INFORMATION

MEETINGS: Fourth and Fifth;

WON BY OSU: 2

STANFORD: 1

LAST MEETING: 1986-87; (OSU 70, Stan 53 in Corvallis & Stan 58, OSU 56 in Cor.)

STANFORD'S ALL-TIME RECORD: 174-164 in 13 seasons

FINAL FOUR APPEARANCES: None

NIT APPEARANCES: None

1986-87 RECORD: 14-14

POST-SEASON FINISH: None

1986-87 CONFERENCE RECORD/PLACE: 8-10/6th tie

## STARTERS RETURNING IN 1987-88

NAME	POS	FG-FGA	FT-FTA	REB	AVG	AST	PTS	AVG
Jennifer Azzi	G	91-201	65-95	100	3.7	165	247	9.1
Kami Anderson	F	162-382	50-69	142	5.1	53	374	13.4
Katy Steding	F	118-275	74-91	243	8.7	24	310	11.1
Jill Yanke	C	125-278	35-96	122	4.4	17	285	10.2

## NEWCOMERS

NAME	HGT	POS	FR/JC	FG-FGA	FT-FTA	REB-AVG	AST	PTS	AVG
Ann Adkins	5-11	G-F	FR						
Sonja Henning	5-8	G	FR						
Celeste Lavole	6-1	F	FR						
Trisha Stevens	6-3	C-F	FR						
Tammy Svoboda	6-3	C-F	FR						



# OREGON DUCKS

March 4, 1988, 7:30 p.m., Eugene, OR  
 March 11, 1988, 7:30 p.m., CORVALLIS

## FINGERTIP FACTS

LOCATION: Eugene, OR  
 ADDRESS: McArthur Court, Eugene, OR 97403  
 ENROLLMENT: 17,500  
 COLORS: Yellow & Green  
 CONFERENCE: Pac-10  
 ARENA (Capacity): McArthur Court (10,099)  
 PRESIDENT: Dr. Paul Olum  
 ATHLETIC DIRECTOR: Bill Byrne  
 ATHLETIC DEPARTMENT PHONE: 503-686-5464  
 SPORTS INFORMATION DIRECTOR: Steve Hellyer  
     Office: 503-686-5488  
     Home: 503-MUD-DUCK  
 ASSISTANT SID: David Williford  
     Home: 503-345-0145  
 PRESS ROW PHONE: 503-686-4497



ELWIN HEINY

## BASKETBALL STAFF

HEAD COACH: Elwin Heiny, German Sports Univ., 1969  
 RECORD AT OREGON: 219-79 in 11 seasons  
 CAREER RECORD: Same  
 ASSISTANTS: Dave Lipp, Northwest Christian Coll., 1971  
             & Alison Lang, UO, 1984  
 BASKETBALL PHONE: 503-686-3392  
 BEST TIME TO CALL COACH: Mornings

## SERIES INFORMATION

MEETINGS: 30th and 31st; WON BY OSU: 7 OREGON: 22  
 LAST MEETING: 1986-87; (UO 65, OSU 63 in Eugene & UO 71, OSU 51 in Corvallis)  
 OREGON'S ALL-TIME RECORD: 229-112 in 14 seasons  
 FINAL FOUR APPEARANCES: None  
 NIT APPEARANCES: Once  
 1986-87 RECORD: 23-7 POST-SEASON FINISH: None  
 1986-87 CONFERENCE RECORD/PLACE: 14-4/2nd tie

## STARTERS RETURNING IN 1987-88

NAME	POS	FG-FGA	FT-FTA	REB	AVG	AST	PTS	AVG
Stefanie Kasperski	C	146-266	40-65	194	6.5	20	332	11.1
Kris Glidden	F-C	97-235	68-109	208	6.9	10	262	8.7
Amy Pettersen	F	96-188	29-45	183	6.5	33	221	7.9

## NEWCOMERS

NAME	HGT	POS	FR/JC	FG-FGA	FT-FTA	REB-AVG	AST	PTS	AVG
Brooke Allen	5-7	F	FR-RS			8.0	5.0		25.0
Missy Anderson	6-1	F	FR			16.1	0.5		21.3
Vonda Anderson	5-7	G	FR			6.0	3.0		23.0
Tori Baker	5-10	G	FR			4.0	4.0		21.0
Jennifer Bourn	5-7	G	FR			5.0	3.5		16.5
Trina McCartney	6-2	F	FR			11.8	3.0		26.6







**Statistics . . .**

# 1986-87 OSU RESULTS

GAME#	OPPONENT	SCORE	ATTEND	LOC	HIGH SCORER	HIGH REBOUNDER
1	#Iowa State	79- 70 W	250	H	Flamoe-29	Raspberry-8
2	#Texas Tech	69- 58 W	300	H	Raspberry-24	DeCree-10
3	Long Beach State	62- 73 L	600	H	Flamoe-18, Rasp-18	Raspberry-8
4	Boise State	68- 39 W	300	H	Dalluge-20	Dalluge-7, Flamoe-7
5	Portland	78- 65 W	1368	A	Dalluge-21, Rasp-21	Arbuckle-10
6	New Mexico	75- 60 W	100	A	Flamoe-26	Channel-7
7	Southwest Texas St.	63- 46 W	50	A	Raspberry-18	Arbuckle-16
8	UTEP	90- 66 W	200	A	Flamoe-22	DeCree-9
9	Portland State	78- 73 W	410	A	DeCree-26	DeCree-10
10	*Arizona	68- 55 W	250	H	Flamoe-Arbuckle-16	Arbuckle-7
11	*Arizona State	90- 72 W	400	H	Raspberry-30	Dalluge-10
12	*Oregon	63- 65 L	2306	A	Raspberry-19	Raspberry-10
13	Portland	93- 77 W	300	H	Arbuckle-19	DeCree-11
14	*USC	82- 99 L	1172	A	Arbuckle-25	Arbuckle-7
15	*UCLA	74- 69 W	300	A	Raspberry-15	Arbuckle-7
16	*Washington	51- 67 L	439	A	Rasp-Arbuckle-14	Arbuckle-6
17	*WSU	74- 68 W	250	A	Flamoe-19	Arbuckle-DeCree-10
18	*Stanford	70- 53 W	850	H	Arbuckle-Rasp-16	Arbuckle-13
19	*California	69- 67 W	572	H	Raspberry-24	DeCree-11
20	*Arizona State	75- 58 W	300	A	Flamoe-20	Arbuckle-14
21	*Arizona	68- 69 L	367	A	Flamoe-DeCree-15	Flamoe-8
22	*Oregon	51- 71 L	1846	H	Raspberry-17	Arbuckle-8
23	*UCLA	53- 65 L	461	H	Flamoe-16	Arbuckle-6
24	*USC	84-101 L	755	H	Flamoe-Rasp-20	Arbuckle-10
25	*WSU	85- 68 W	248	H	DeCree-22	Arbuckle-7
26	*Washington	67- 69 L	354	H	Raspberry-18	Arbuckle-8
27	*California	71- 94 L	411	A	Raspberry-22	Dalluge-10
28	*Stanford	56- 58 L	850	A	Raspberry-18	Dalluge-10

\*Pacific-10

#Big O Classic

+ NCAA Playoffs

## OSU SEASON HIGHS/LOWS

	Oregon State University	Opponent
Points 1st Half:	High 50 vs. UTEP Low 23 vs. Oregon	53 by USC 15 by Boise State
Points 2nd Half:	High 50 vs. Arizona State Low 24 vs. Arizona	52 by California 21 by Stanford
Total Points:	High 93 vs. Portland Low 51 vs. Oregon	101 by USC 39 by Boise State
Total Field Goals Made:	High 40 vs. Portland Low 22 vs. Stanford	34 by USC 14 by Boise State
Total Field Goals Att:	High 81 vs. California Low 57 vs. Stanford	71 by Iowa State 44 by UTEP
Total FG Percentage:	High .582 vs. Arizona State Low .333 vs. Oregon	.597 by USC .241 by Boise State
Free Throws:	High 27 vs. WSU Low 3 vs. Washington	36 by UTEP 9 by Washington
Free Throws Attempted:	High 39 vs. WSU Low 7 vs. Washington	49 by UTEP 12 by Washington
Free Throw Percentage:	High .917 vs. Washington Low .333 vs. UCLA	.833 by California .464 by UCLA
Offensive Rebounds:	High 22 vs. Stanford Low 0 vs. Stanford	23 by UCLA 0 by Stanford
Defensive Rebounds:	High 39 vs. Portland State Low 9 vs. Washington	38 by California 12 by UTEP
Total Rebounds:	High 47 vs. Boise State Low 22 vs. Washington	57 by California 32 by UTEP
Assists:	High 27 vs. Arizona State Low 7 vs. New Mexico	28 by California 6 by UTEP
Blocked Shots:	High 7 vs. UCLA Low 0 vs. Long Beach St.	12 by Oregon 0 by Washington
Steals:	High 20 vs. Stanford Low 5 vs. Arizona State	13 by Arizona State 3 by UCLA
Turnovers:	High 28 vs. Boise State Low 7 vs. SW Texas State	38 by Stanford 13 by SW Texas St.
Personal Fouls:	High 35 vs. UTEP Low 12 vs. Washington	29 by WSU 6 by Washington



# 1986-87 OSU WOMEN'S BASKETBALL STATISTICS

## RECORD: 17-11 Overall; 8-10 Pacific-10

PLAYER	G/GS	FG/FGA	FG%	FT/FTA	FT%	PTS	AVG	OFF			DEF			TOT			MIN
								REB	REB	REB	REB	REB	AVG	PF/D	AST	TO	
M. Raspberry	28/28	203/ 459	.442	67/ 99	.677	473	16.9	54	86	140	5.0	112/ 8	59	77	13	73	899
C. Flamoe, G	28/28	191/ 352	.543	38/ 67	.567	420	15.0	53	63	116	4.1	93/ 3	111	67	6	43	1062
B. Arbuckle, F	24/23	120/ 286	.420	58/ 96	.604	298	12.4	62	117	179	7.5	77/ 4	52	66	38	58	814
F. DeCree, F	28/28	87/ 208	.418	64/101	.634	238	8.5	72	87	159	5.7	126/19	28	44	25	58	760
C. Jackson, G	21/16	71/ 171	.415	18/ 34	.529	160	7.6	20	31	51	2.4	75/ 5	88	65	3	38	682
D. Dalluge, F	28/14	83/ 173	.480	37/ 55	.673	203	7.3	47	58	105	3.8	68/ 2	22	26	16	11	534
L. Channel, G	19/ 3	49/ 113	.434	16/ 25	.640	114	6.0	27	46	73	3.8	59/ 4	77	66	10	41	394
M. Collum, F	22/ 0	19/ 56	.339	11/ 20	.550	49	2.2	11	31	42	1.9	29/ 1	10	19	2	10	271
T. McLean, F	17/ 0	10/ 30	.333	6/ 9	.667	26	1.5	3	9	12	.7	13/ 0	10	14	1	6	119
D. Haynes, G	5/ 0	3/ 5	.600	1/ 3	.333	7	1.4	2	1	3	.6	2/ 0	1	1	0	0	10
S. Johnston, F	17/ 0	4/ 13	.308	10/ 16	.625	18	1.1	4	8	12	.7	10/ 0	1	6	0	1	49
L. Amiton, G	4/ 0	0/ 0	.000	0/ 0	.000	0	.0	0	0	0	.0	0/ 0	0	1	0	0	6
Team Rebounds																	124
<b>OSU</b>	28/28	840/1866	.450	326/525	.621	2006	71.6	355	537	1016	36.3	664/46	459	452	114	339	—
<b>Team Rebound</b>																	122
<b>Opp. Totals</b>	28/28	681/1581	.431	533/786	.678	1895	67.7	395	706	1223	43.7	497/18	369	682	75	228	—

### PER GAME AVERAGES

PLAYER	FG	FGA	FT	FTA	PTS	REB	AST	TO	BLK	STL	MIN
Monica Raspberry	7.3	16.4	2.4	3.5	16.9	5.0	2.1	2.8	.5	2.6	32.1
Chelle Flamoe, G	6.8	12.6	1.4	2.4	15.0	4.1	4.0	2.4	.2	1.5	37.9
Brenda Arbuckle, F	5.0	11.9	2.4	4.0	12.4	7.5	2.2	2.8	1.6	2.4	33.9
Fonda DeCree, F	3.1	7.4	2.3	3.6	8.5	5.7	1.0	1.6	.9	2.1	27.1
Cynthia Jackson, G	3.4	8.1	.9	1.6	7.6	2.4	4.2	3.1	.1	1.8	32.5
Debbie Dalluge, F	3.0	6.2	1.3	2.0	7.3	3.8	.8	.9	.6	.4	19.1
Lisa Channel, G	2.6	6.0	.8	1.3	6.0	3.8	4.1	3.5	.5	2.2	20.7
Michelle Collum, F	.9	2.6	.5	.9	2.2	1.9	.5	.9	.1	.5	12.3
Tara McLean, F	.6	1.8	.4	.5	1.5	.7	.6	.8	.1	.4	7.0
DeRhonda Haynes, G	.6	1.0	.2	.6	1.4	.6	.2	.2	.0	.0	2.0
Sue Johnston, F	.2	.8	.6	.9	1.1	.7	.1	.4	.0	.1	2.9
Laura Amiton, G	.0	.0	.0	.0	.0	.0	.0	.3	.0	.0	1.5

<b>OSU</b>	30.0	66.6	11.6	18.8	71.6	36.3	16.4	16.1	12.1	—	—
<b>Opp. Totals</b>	24.3	56.5	19.0	28.1	67.7	43.7	13.2	24.4	2.7	8.1	—

SCORE BY PERIOD	1	2	OT	OT	TOTAL	DEADBALL REBOUNDS
OSU	991	1015	0	0	2006	63
Opponent Totals	905	990	0	0	1895	76

OVERALL TEAM RECORD	17-11	CUMULATIVE ATTENDANCE	16009	TOTAL AVERAGE ATTENDANCE	572
Pacific-10	8-10	HOME	7486	HOME AVERAGE	535
Big O Classic	2- 0	AWAY	8523	AWAY AVERAGE	609

## OSU Pacific-10 Conference Games Only — Record: 8-10

PLAYER	G/GS	FG/FGA	FG%	FT/FTA	FT%	PTS	AVG	OFF			DEF			TOT			MIN
								REB	REB	REB	REB	REB	AVG	PF/D	AST	TO	
M. Raspberry	18/18	132/ 297	.445	45/ 59	.763	309	17.2	31	52	83	4.6	72/ 5	34	46	10	44	557
B. Arbuckle, F	16/16	92/ 221	.416	39/ 66	.591	223	13.9	46	81	127	7.9	53/ 3	37	40	26	44	606
C. Flamoe, G	18/18	106/ 207	.512	24/ 39	.615	236	13.1	36	27	63	3.5	60/ 2	83	47	1	23	688
F. DeCree, F	18/18	55/ 128	.430	40/ 62	.645	150	8.3	46	49	96	5.3	77/10	16	33	11	34	489
C. Jackson, G	16/12	50/ 133	.376	13/ 26	.500	113	7.1	15	21	36	2.3	58/ 4	63	48	1	30	517
D. Dalluge, F	18/ 7	44/ 101	.436	23/ 29	.793	111	6.2	27	35	62	3.4	41/ 2	14	19	10	6	321
L. Channel, G	11/ 1	28/ 69	.406	8/ 14	.571	64	5.8	18	27	45	4.1	32/ 3	54	41	8	28	237
M. Collum, F	12/ 0	11/ 21	.524	4/ 6	.667	26	2.2	6	8	14	1.2	9/ 1	3	4	1	1	102
T. McLean, F	12/ 0	4/ 17	.235	4/ 7	.571	12	1.0	2	2	4	.3	5/ 0	3	12	0	4	58
D. Haynes, G	2/ 0	1/ 3	.333	0/ 2	.000	2	1.0	0	0	0	.0	1/ 0	1	0	0	0	3
S. Johnston, F	10/ 0	0/ 4	.000	5/ 9	.556	5	.5	3	3	6	.6	4/ 0	0	1	0	0	21
L. Amiton, G	1/ 0	0/ 0	.000	0/ 0	.000	0	.0	0	0	0	.0	0/ 0	0	1	0	0	1
Team Rebounds																	64
<b>OSU</b>	18/18	523/1201	.436	205/319	.643	1251	69.5	231	305	600	33.3	412/30	308	292	68	214	—
<b>Team Rebound</b>																	70
<b>Opp. Totals</b>	18/18	465/1012	.460	338/493	.686	1268	70.4	267	468	805	44.7	315/12	255	454	54	151	—

PLAYER	PER GAME AVERAGES										
	FG	FGA	FT	FTA	PTS	REB	AST	TO	BLK	STL	MIN
Monica Raspberry	7.3	16.5	2.5	3.3	17.2	4.6	1.9	2.6	.6	2.4	30.9
Brenda Arbuckle, F	5.8	13.8	2.4	4.1	13.9	7.9	2.3	2.5	1.6	2.8	37.9
Chelle Flamoe, G	5.9	11.5	1.3	2.2	13.1	3.5	4.6	2.6	.1	1.3	38.2
Fonda DeCree, F	3.1	7.1	2.2	3.4	8.3	5.3	.9	1.8	.6	1.9	27.2
Cynthia Jackson, G	3.1	8.3	.8	1.6	7.1	2.3	3.9	3.0	.1	1.9	32.3
Debbie Dalluge, F	2.4	5.6	1.3	1.6	6.2	3.4	.8	1.1	.6	.3	17.8
Lisa Channel, G	2.6	6.3	.7	1.3	5.8	4.1	4.9	3.7	.7	2.6	21.6
Michelle Collum, F	.9	1.8	.3	.5	2.2	1.2	.3	.3	.1	.1	8.5
Tara McLean, F	.3	1.4	.3	.6	1.0	.3	.3	1.0	.0	.3	4.8
DeRhonda Haynes, G	.5	1.5	.0	1.0	1.0	.0	.5	.0	.0	.0	1.5
Sue Johnston, F	.0	.4	.5	.9	.5	.6	.0	.1	.0	.0	2.1
Laura Armiton, G	.0	.0	.0	.0	.0	.0	.0	1.0	.0	.0	1.0
OSU	29.1	66.7	11.4	17.7	69.5	33.3	17.1	16.2	3.8	11.9	—
Opp. Totals	25.8	56.2	18.8	27.4	70.4	44.7	14.2	25.2	3.0	8.4	—
<b>SCORE BY PERIOD</b>	<b>1</b>	<b>2</b>	<b>OT</b>	<b>OT</b>	<b>TOTAL</b>	<b>DEADBALL REBOUNDS</b>					
OSU	601	650	0	0	1251	39					
Opponent Totals	626	642	0	0	1268	50					
CUMULATIVE ATTENDANCE					12131	TOTAL AVERAGE ATTENDANCE					674
HOME					5736	HOME AVERAGE					637

## PACIFIC-10 GAMES ONLY

### SEASON HIGHS/LOWS

	Oregon State University	Opponent
Points 1st Half:	High 44 vs. Arizona	53 by USC
	Low 23 vs. Oregon	26 by Stanford
Points 2nd Half:	High 50 vs. Arizona State	52 by California
	Low 24 vs. Arizona	21 by Stanford
Total Points:	High 90 vs. Arizona State	101 by USC
	Low 51 vs. Oregon	53 by Stanford
Total Field Goals Made:	High 39 vs. Arizona State	34 by USC
	Low 22 vs. Stanford	20 by Stanford
Total Field Goals Att:	High 81 vs. California	68 by California
	Low 57 vs. Stanford	48 by Stanford
Total FG Percentage:	High .582 vs. Arizona State	.597 by USC
	Low .333 vs. Oregon	.386 by WSU
Free Throws:	High 27 vs. WSU	33 by USC
	Low 3 vs. Washington	9 by Washington
Free Throws Attempted:	High 39 vs. WSU	46 by USC
	Low 7 vs. Washington	12 by Washington
Free Throw Percentage:	High .917 vs. Washington	.833 by California
	Low .333 vs. UCLA	.464 by UCLA
Offensive Rebounds:	High 22 vs. Stanford	23 by UCLA
	Low 0 vs. Stanford	0 by Stanford
Defensive Rebounds:	High 27 vs. Arizona State	38 by California
	Low 9 vs. Washington	18 by Washington
Total Rebounds:	High 43 vs. Arizona State	57 by California
	Low 22 vs. Washington	35 by Arizona State
Assists:	High 27 vs. Arizona State	28 by California
	Low 10 vs. Arizona	8 by Stanford
Blocked Shots:	High 7 vs. UCLA	12 by Oregon
	Low 2 vs. UCLA	0 by Washington
Steals:	High 20 vs. Stanford	13 by Arizona State
	Low 5 vs. Arizona State	3 by UCLA
Turnovers:	High 27 vs. California	38 by Stanford
	Low 11 vs. Arizona	16 by WSU
Personal Fouls:	High 29 vs. USC	29 by WSU
	Low 12 vs. Washington	6 by Washington



# FINAL 1986-87 STANDINGS AND STATISTICS

## FINAL STANDINGS

	CONFERENCE			ALL GAMES						
	W	L	PCT	W	L	PCT	HOME	AWAY	NEUT	STREAK
USC	15	3	.833	22	8	.733	11-1	8-4	3-3	Lost 1
Washington	14	4	.778	23	7	.767	15-0	7-6	1-1	Lost 1
Oregon	14	4	.778	23	7	.767	14-3	8-4	1-0	Lost 1
UCLA	11	7	.611	18	10	.643	12-4	6-6	0-0	Lost 1
California	10	8	.556	21	10	.677	13-2	6-7	2-1	Lost 1
<b>Oregon State</b>	<b>8</b>	<b>10</b>	<b>.444</b>	<b>17</b>	<b>11</b>	<b>.607</b>	<b>9-5</b>	<b>7-6</b>	<b>1-0</b>	<b>Lost 3</b>
Stanford	8	10	.444	14	14	.500	9-6	4-7	1-1	WON 1
Arizona	4	14	.222	11	18	.379	6-6	4-11	1-1	WON 1
Arizona State	4	14	.222	10	17	.370	8-7	2-10	0-0	Lost 1
Washington State	2	16	.111	10	18	.357	6-7	3-11	1-0	Lost 4

### NCAA TOURNAMENT RESULTS

#### Washington (1-1)

March 11 — Wash. 86, New Mexico St. 73  
 March 14 — Long Beach St. 72, Wash. 57

### NWIT RESULTS

#### California (2-1) (Runnerup)

March 19 — Calif. 109, Appalachian St. 99  
 March 20 — California 86, Creighton 82  
 March 21 — Arkansas 112, California 80

#### Oregon (1-1)

March 11 — Oregon 75, Eastern Washington 56  
 March 14 — Ohio State 76, Oregon 62

#### USC (1-1)

March 15 — USC 81, Western Kentucky 69  
 March 19 — Ohio State 74, USC 63

## CONFERENCE HONORS

### FIRST TEAM ALL PAC-10

POS	NAME	SCHOOL	YR	HGT	HOMETOWN
G	Lauri Landerholm	Oregon	Senior	5-10	Gresham, OR
G	Rhonda Windham	USC	Senior	5-5	Bronx, NY
C	Jennifer Bennett	California	Senior	6-3	San Pablo, CA
F	Dora Dome	UCLA	Junior	5-10	Los Angeles, CA
F	Cherie Nelson	USC	Soph.	6-3	Altadena, CA

### SECOND TEAM ALL PAC-10

F	Yvette Cole	Washington	Soph.	5-9	San Francisco, CA
C	Monica Lamb	USC	Junior	6-6	Houston, TX
F	Gabi Neumann	Oregon	Senior	6-4	Wuppertal, W. Germ.
F	Lisa Oriard	Washington	Junior	6-1	Spokane, WA
F	Dana Patterson	Arizona	Junior	6-3	Richmond, CA

### HONORABLE MENTION

Miroslava Acosta, Sr., guard, Arizona; Patti Peppler, Sr., guard, Arizona State; Sherry Poole, Sr., forward, Arizona State; **Chelle Flameo, So., guard, Oregon State**; **Monica Raspberry, Jr., guard, Oregon State**; Jennifer Azzi, Fr., guard, Stanford; Kami Anderson, Jr., forward, Stanford; Jamie Brown, Jr., guard, UCLA.

**PLAYER OF THE YEAR:** Lauri Landerholm, Oregon

**COACH OF THE YEAR:** Chris Gobrecht, Washington

**ALL-FRESHMAN TEAM:** Jennifer Azzi, Stanford; Anja Hellman, California; Stefanie Kasperski, Oregon; Seija Leino, California; Katy Steding, Stanford.

**NEWCOMER OF THE YEAR:** Monica Lamb, USC

## FINAL INDIVIDUAL STATISTICS — ALL GAMES

### SCORING

	G	FG	FT	PTS	AVG
1. Jennifer Bennett, CAL	31	280	176	736	23.7
2. Cherie Nelson, USC	30	229	146	604	20.1
3. Lauri Landerholm, ORE	30	215	117	547	18.2
4. Miroslava Acosta, ARIZ	26	190	78	458	17.6
5. Monica Lamb, USC	30	224	63	511	17.0
6. <b>Monica Raspberry, OSU</b>	<b>28</b>	<b>203</b>	<b>67</b>	<b>473</b>	<b>16.9</b>
7. Dora Dome, UCLA	28	196	76	468	16.7
8. Patti Pepler, ASU	27	163	109	435	16.1
9. Dana Patterson, ARIZ	29	196	71	463	16.0
10. Sherry Poole, ASU	27	172	84	428	15.9
11. Gabi Neumann, ORE	28	173	77	423	15.1
12. <b>Chelle Flamoe, OSU</b>	<b>28</b>	<b>191</b>	<b>38</b>	<b>420</b>	<b>15.0</b>
13. Robin Connolly, ASU	27	167	60	394	14.6
14. Karon Howell, USC	30	181	66	428	14.3
15. Yvette Cole, WASH	30	168	88	424	14.1

### FIELD GOAL PERCENTAGE

(min 4 fg/g)	G	FGM	FGA	PCT	REBOUNDS	G	NO	AVG
1. Monica Lamb, USC	30	224	381	.588	1. Cherie Nelson, USC	30	348	11.6
2. Stefanie Kasperski, ORE	30	146	266	.549	2. Dana Patterson, ARIZ	29	279	9.6
3. <b>Chelle Flamoe, OSU</b>	<b>28</b>	<b>191</b>	<b>352</b>	<b>.543</b>	3. Jennifer Bennett, CAL	31	296	9.5
4. Anja Hellman, CAL	31	160	295	.542	4. Amanda Ray, CAL	29	259	8.9
5. Dana Patterson, ARIZ	29	196	366	.536	5. Katy Steding, STAN	28	243	8.7
6. Jennifer Bennett, CAL	31	280	527	.531	6. Seija Leino, CAL	30	253	8.4
7. Lisa Oriard, WASH	30	166	313	.530	7. Monica Lamb, USC	30	242	8.1
8. Rhonda Windham, USC	26	128	245	.522	8. Gabi Neumann, ORE	28	225	8.0
9. Gabi Neumann, ORE	28	173	338	.512	9. Brenda Arbuckle, OSU	24	179	7.5
10. Patti Pepler, ASU	27	163	324	.503	10. Hillary Recknor, WASH	30	217	7.2
					Lisa Oriard, WASH	30	215	7.2

### FREE THROW PERCENTAGE

(min 2 ft/g)	G	FTM	FTA	PCT	ASSISTS	G	NO	AVG
1. Sherry Poole, ASU	27	84	100	.840	1. Anja Hellman, CAL	31	215	6.9
2. Patti Pepler, ASU	27	109	130	.838	2. Rhonda Windham, USC	26	174	6.7
3. Katy Steding, STAN	28	74	91	.813	3. Jennifer Azzi, STAN	27	165	6.1
4. Lauri Landerholm, ORE	30	117	144	.812	4. Patti Pepler, ASU	27	164	6.1
5. Jennifer Bennett, CAL	31	176	224	.786	5. Lauri Landerholm, ORE	30	171	5.7
6. Paula Pyers, USC	30	78	100	.780	6. Lisa Raschcow, WASH	30	161	5.4
7. Seija Leino, CAL	30	112	144	.778	7. Penny Bowden, WSU	28	141	5.0
8. Lisa Oriard, WASH	30	89	115	.774	8. Kristi Moore, UCLA	28	124	4.4
9. Robin Connolly, ASU	27	60	80	.750	9. <b>Cynthia Jackson, OSU</b>	<b>21</b>	<b>88</b>	<b>4.2</b>
10. Jaime Brown, UCLA	28	62	83	.747	10. <b>Lisa Channel, OSU</b>	<b>19</b>	<b>77</b>	<b>4.1</b>

### BLOCKED SHOTS

	G	NO	AVG
1. Monica Lamb, USC	30	82	2.73
2. Stefanie Kasperski, ORE	30	80	2.67
3. Brenda Arbuckle, OSU	24	38	1.58
4. Gabbi Neumann, ORE	28	41	1.46
5. Jennifer Bennett, CAL	31	37	1.19

### STEALS

	G	NO	AVG
1. Penny Bowden, WSU	28	88	3.14
2. Miroslava Acosta, ARIZ	26	77	2.96
3. Monica Raspberry, OSU	28	73	2.61
4. Yvette Cole, WASH	30	77	2.57
5. Lauri Landerholm, ORE	30	76	2.53
6. <b>Brenda Arbuckle, OSU</b>	<b>24</b>	<b>58</b>	<b>2.42</b>
7. Cathy Gonzales, WSU	27	62	2.30
8. <b>Lisa Channel, OSU</b>	<b>19</b>	<b>41</b>	<b>2.16</b>
9. Karon Howell, USC	30	64	2.13
10. Patti Pepler, ASU	27	57	2.11

## BEST INDIVIDUAL PERFORMANCES

### MOST POINTS

45 Jennifer Bennett, CAL vs. Arizona (1/26)
44 Jennifer Bennett, CAL vs. Washington (2/12)
42 Dora Dome, UCLA vs. California (2/5)
39 Jennifer Bennett, CAL vs. Arizona (2/28)
39 Jennifer Bennett, CAL vs. Creighton (3/20)

### MOST ASSISTS

16 Jennifer Azzi, STAN vs. Brigham Young (1/15)
15 Robin Connolly, ASU vs. Washington (1/17)
15 Kristi Moore, UCLA vs. WSU (1/31)

### MOST REBOUNDS

23 Cherie Nelson, USC vs. Oregon State (2/22)
21 Cherie Nelson, USC vs. BYU (12/3)
21 Cherie Nelson, USC vs. Western Kentucky (3/15)
20 Cherie Nelson, USC vs. Stanford (1/4)
18 Cherie Nelson, USC vs. Old Dominion (11/28)
18 Kris Glidden, Oregon vs. Stanford (1/31)
18 Adrienne Stowers, ARIZ vs. Oregon State (2/7)



# BIG "O" CLASSIC HISTORY

## 1986-87

- 1-OREGON STATE
- 2-Texas Tech
- 3-Iowa State
- 4-San Diego State

## 1983-84

- 1-OREGON STATE
- 2-Portland
- 3-Alaska-Anchorage
- 4-UC-San Diego

## 1982-83

- Illinois State 56, Victoria 52
- OREGON STATE 77, New Mexico 53
- Victoria 72, New Mexico 58
- OREGON STATE 89, Illinois State 57

## 1983-84

- Portland 63, UC-San Diego 49
- OREGON STATE 75, Alaska-Anchorage 55
- Alaska-Anchorage 40-38
- OREGON STATE 59, Portland 47

## 1986-87

- MONICA RASPBERRY, OSU
- Lisa Logsdon, Texas Tech
- Julia Koncak, Texas Tech
- Stephanie Smith, Iowa State
- Sandy Hafner, Iowa State
- \*CHELLE FLAMOE, OSU

## 1983-84

- Debbie Clare, Alaska-Anchorage
- Michelle Dykstra, UC-San Diego
- Jolene Barton, UP
- Lorena Legarde, UP
- BRENDA ARBUCKLE, OSU
- \*LISA CHANNEL, OSU
- \*Indicates MVP Selection

## 1985-86

- 1-OREGON STATE
- 2-Texas A&M
- 3-UCLA
- 4-Cal State-Fullerton

## 1984-85

- 1-Delta State
- 2-OREGON STATE
- 3-Brigham Young
- 4-Colorado State

## 1982-83

- 1-OREGON STATE
- 2-Illinois State
- 3-University of Victoria
- 4-New Mexico

## SCORES

### 1984-85

- OREGON STATE 77, Colorado State 58
- Delta State 99, Brigham Young 91
- BYU 76, Colorado State 55
- Delta State 82, OREGON STATE 75

### 1985-86

- OREGON STATE 66, Cal State-Fullerton 60
- Texas A&M 79, UCLA 63
- UCLA 67, Cal State-Fullerton 52
- OREGON STATE 70, Texas A&M 69

### 1986-87

- OREGON STATE 69, Texas Tech 58
- Iowa State 83, San Diego State 66
- Texas Tech 79, San Diego State 45
- OREGON STATE 79, Iowa State 70

## ALL-TOURNAMENT TEAMS

### 1985-86

- \*DEBBIE DALLUGE, OSU
- Lisa Langston, Texas A&M
- Robin Holmes, CS-Fullerton
- Dora Dome, UCLA
- Paula Crutcher, Texas A&M
- Beth Young, Texas A&M

### 1984-85

- JULIE COLEMAN, OSU
- TANY MOTHERSHED, OSU
- Cindy Battistone, BYU
- Ida Johnson, Delta State
- Tresa Spaulding, BYU
- \*Delinda Samuel, Delta State

### 1982-83

- JULIE COLEMAN, OSU
- Dawn Hallett, ISU
- Alison Foote, New Mexico

- Tracie McAra, Victoria
- Sandy Chambers, Victoria
- \*JUDY SPOELSTRA, OSU

## PARTICIPANTS RECORDS

TEAM	APP.	W-L	CHAMP	TEAM	APP.	W-L	CHAMP
OREGON STATE	5	9-1	4	Alaska-Anchorage	1	1-1	0
Delta State	1	2-0	1	Illinois State	1	1-1	0
Texas A&M	1	1-1	0	Univ. of Victoria	1	1-1	0
UCLA	1	1-1	0	Cal State-Fullerton	1	0-2	0
Brigham Young	1	1-1	0	New Mexico	1	0-2	0
Portland	1	1-1	0	UC-San Diego	1	0-2	0
Texas Tech	1	1-1	0	San Diego State	1	0-2	0
Iowa State	1	1-1	0				

## TOURNAMENT RECORDS


- TEAM/GAME**
- Points: 99, Delta State (1984-85)
- Rebounds: 54, San Diego State (1986-87)
- Assists: 25, Oregon State (1982-83)
- Steals: 20, Oregon State (1983-84)
- Blocks: 11, Brigham Young (1984-85)
- FG Percent: .567, Brigham Young (1984-85)
- FT Percent: .913, Oregon State (1984-85)
- Turnovers: 36, Alaska-Anchorage (1983-84)

- INDIVIDUAL/GAME**
- Points: 34, Debbie Dalluge, OSU (1985-86)
- Rebounds: 20, Debbie Clare, A-A (1983-84)
- Assists: 11, Judy Spoelstra, OSU (1982-83)
- Steals: 8, Kathy Denton, BYU (1984-85)
- Blocks: 10, Tresa Spaulding, BYU (1984-85)
- Turnovers: 12, Sherry Neely, CSU (1983-84)
- FG Percent: 1.000, Susie Neil, Victoria (1982-83) (5 of 5)
- FT Percent: 1.000, Tresa Spaulding, BYU (Z1984-85) (6 of 6)

(1984-85 (8 of 8))

- TEAM/TOURNAMENT**
- Points: 166, Oregon State (1984-85)
- 166, Delta State (1984-85)
- Rebounds: 94, Iowa State (1986-87)
- Assists: 46, Oregon State (1982-83)
- Steals: 36, Oregon State (1982-83)
- Blocks: 18, Brigham Young (1984-85)
- FG Percent: .514, Oregon State (1982-83)
- FT Percent: .848, Oregon State (1984-85)
- Turnovers: 60, Alaska-Anchorage (1983-84)

- INDIVIDUAL/TOURNAMENT**
- Points: 56, Debbie Dalluge, OSU (1985-86)
- Rebounds: 23, Fonda DeCree, OSU (1985-86)
- Assists: 17, Judy Spoelstra, OSU (1982-83)
- Steals: 10, C. Sturzenegger, OSU (1983-84)
- Blocks: 15, Tresa Spaulding, BYU (1984-85)
- Turnovers: 16, Sherry Neely, CSU (1984-85)
- FG Percent: .750, (24-32), Chelle Flamoe, OSU, (1986-87)
- FT Percent: .857, Debbie Benak, Ill. State (1982-83) (3 at/g)
- .857, Cheryl Bishop, A-A (1983-84) (6 of 7)







**Records . . .**

# OREGON STATE WOMEN'S BASKETBALL RECORDS

## TEAM

<b>MOST POINTS</b>	117 vs. Portland State	117-58	1/8/82	Corvallis
<b>MOST REBOUNDS</b>	61 vs. San Jose State	80-79	12/30/81	San Jose
<b>MOST ASSISTS</b>	34 vs. Pacific Christian	98-47	1/9/82	Corvallis
<b>MOST STEALS</b>	38 vs. Portland State	87-48	2/27/80	Portland
<b>MOST BLOCKED SHOTS</b>	13 vs. Hawaii	79-43	1/5/80	Corvallis
	13 vs. Santa Clara	89-46	1/28/83	Corvallis
<b>BIGGEST WINNING MARGIN</b>	60 vs. Alaska-Anchorage	114-54	2/7/80	Corvallis
<b>BIGGEST REBOUND MARGIN</b>	35 vs. Portland State (51-16)	117-58	1/8/82	Corvallis
<b>MOST FIELD GOALS</b>	55 vs. Alaska-Anchorage	114-54	2/7/80	Corvallis
<b>MOST FIELD GOAL ATTEMPTS</b>	93 vs. Alaska-Anchorage	114-54	2/7/80	Corvallis
<b>BEST FIELD GOAL PERCENTAGE</b>	.719 vs. Washington (40-57)	94-61	2/26/81	Corvallis
<b>MOST FREE THROWS</b>	31 vs. Hawaii	103-64	1/1/82	San Francisco
<b>MOST FREE THROW ATTEMPTS</b>	36 vs. Hawaii	103-64	1/1/82	San Francisco
<b>BEST FREE THROW PERCENTAGE</b> (minimum 12 attempts)	.875 vs. Washington State	68-53	2/17/83	Pullman
<b>FEWEST POINTS</b>	33 vs. Central Washington	33-40	1/29/77	Ellensburg
<b>FEWEST REBOUNDS</b>	20 vs. Texas	72-84	11/30/81	Austin
<b>FEWEST FIELD GOALS</b>	9 vs. Washington	38-81	1/14/78	Seattle
<b>FEWEST FIELD GOAL ATTEMPTS</b>	39 vs. Seattle	60-61	3/4/80	Albany
<b>FEWEST FREE THROWS</b>	1 vs. Southern Oregon	53-51	2/20/78	Ashland
	1 vs. Southern Illinois	65-63	11/27/82	Carbondale
<b>FEWEST FREE THROW ATTEMPTS</b>	2 vs. Southern Illinois	65-63	11/27/82	Carbondale
<b>HIGHEST COMBINED SCORE</b>	195 vs. UCLA	70-125	3/16/79	Palo Alto
<b>BIGGEST LOSING MARGIN</b>	90 vs. UCLA	35-125	12/11/76	Los Angeles
<b>MOST TURNOVERS</b>	48 vs. Portland State	56-55	3/2/79	Portland
<b>MOST FOULS</b>	35 vs. UTEP	90-66	12/21/86	El Paso
<b>FEWEST TURNOVERS</b>	7 vs. SW Texas	63-46	12/20/86	El Paso
<b>FEWEST FOULS</b>	9 vs. Oregon	57-69	1/19/79	Corvallis
<b>MOST POINTS ALLOWED</b>	125 vs. UCLA	35-125	12/11/76	Los Angeles
<b>FEWEST POINTS ALLOWED</b>	38 vs. Alaska-Anchorage	85-38	12/4/78	Corvallis
<b>MOST REBOUNDS ALLOWED</b>	79 vs. San Jose State	80-79	12/30/81	San Jose
<b>FEWEST REBOUNDS ALLOWED</b>	16 vs. Portland State	117-58	1/8/82	Corvallis
<b>MOST FIELD GOALS ALLOWED</b>	45 vs. UCLA	70-105	3/16/79	Palo Alto
<b>MOST FGA ALLOWED</b>	85 vs. Alaska-Anchorage	70-68	1/30/78	Corvallis
<b>MOST FREE THROWS ALLOWED</b>	36 vs. UTEP	90-66	12/21/86	El Paso
<b>MOST FTA ALLOWED</b>	49 vs. UTEP	90-66	12/21/86	El Paso

## INDIVIDUAL

<b>MOST POINTS</b>	51, Carol Menken (25-31 FG, 1-5 FT)	vs. Alaska-Anchorage	2/7/80	Corvallis
<b>MOST REBOUNDS</b>	20, Carol Menken	vs. Washington	1/6/79	Corvallis
	20, Brenda Arbusckle	vs. Arizona	12/7/83	Tucson
<b>MOST STEALS</b>	10, Juli Coleman	vs. Brigham Young	11/23/83	Provo
<b>MOST ASSISTS</b>	14, Judy Spoelstra	vs. Santa Clara	1/28/83	Corvallis
<b>MOST BLOCKED SHOTS</b>	6, Carol Menken	vs. Washington	1/6/79	Corvallis
	6, Jan Martin	vs. Santa Clara	1/28/83	Corvallis
<b>MOST FT MADE</b>	13, Carol Menken	vs. San Jose State	12/8/79	Corvallis
<b>MOST FT ATTEMPTS</b>	18, Carol Menken	vs. San Jose State	12/8/79	Corvallis
<b>BEST FT PERCENTAGE</b> (minimum 10 attempts)	1.000, Judy Spoelstra (10 of 10)	vs. Hawaii	1/1/82	San Francisco
<b>MOST FG MADE</b>	25, Carol Menken	vs. Alaska-Anchorage	2/7/80	Corvallis
<b>MOST FG ATTEMPTS</b>	32, Carol Menken	vs. Alaska-Anchorage	2/7/80	Corvallis
<b>BEST FG PERCENTAGE</b> (minimum 10 attempts)	.941, Carol Menken	vs. Washington State	2/21/81	Corvallis

## OREGON STATE'S TOP TEN HIGH GAME SCORES

- 117 Points — OSU defeated Portland State in Corvallis, 1981-82 (117-58)
- 114 Points — OSU defeated Alaska-Anchorage in Corvallis, 1979-80 (114-54)
- 105 Points — OSU defeated Amarillo College in Logan, Utah, 1980-81 (105-68)
- 105 Points — OSU defeated Portland State in Corvallis, 1980-81 (105-54)
- 103 Points — OSU defeated Hawaii in San Francisco, 1981-82 (103-64)
- 101 Points — OSU defeated Utah State in Logan, Utah, 1980-81 (101-77)
- 99 Points — OSU defeated Portland State in Portland, 1980-81 (99-52)
- 98 Points — OSU defeated Pacific Christian in Corvallis, 1981-82 (98-47)
- 97 Points — OSU defeated Oregon in Corvallis, 1974-75 (97-32)
- 96 Points — OSU defeated Colorado State in Berkeley, 1980-81 (96-71)



# THE TOP TEN GAME RECORDS

## SCORING

PTS.	NAME	OPPONENT	YEAR	LOCATION	FG	FT
51	Carol Menken	Alaska-Anchorage	1979-80	Corvallis	25-31	1-5
46	Carol Menken	Utah	1979-80	Logan, Utah	22-30	2-6
43	Carol Menken	Seattle U.	1979-80	Seattle, Wash.	20-24	3-7
42	Carol Menken	Seattle U.	1979-80	Albany	17-23	8-10
40	Juli Coleman	Pacific	1983-84	Stockton, Cal.	19-33	2-4
38	Carol Menken	OCE	1978-79	Monmouth	17-22	4-8
38	Carol Menken	Oregon	1980-81	Missoula, Mont.	17-22	4-7
37	Carol Menken	Washington	1978-79	Corvallis	16-32	5-10
37	Carol Menken	UCLA	1978-79	Palo Alto, Cal.	16-22	5-8
37	Carol Menken	Stanford	1980-81	Corvallis	17-19	3-6
37	Juli Coleman	Brigham Young	1983-84	Provo, Utah	17-25	3-4

## REBOUNDING

REB.	NAME	OPPONENT	YEAR	LOCATION
20	Carol Menken	Washington	1978-79	Corvallis
20	Brenda Arbutckle	Arizona	1983-84	Tucson, Ariz.
19	Judy Spoelstra	Washington	1981-82	Seattle, Wash.
19	Carol Menken	Montana State	1978-79	Bozeman, Mont.
19	Kathy Vanderstoel	Montana State	1977-78	Corvallis
18	Carol Menken	Nebraska	1980-81	Berkeley, Cal.
17	Marsha Rice	Montana	1977-78	Corvallis
17	Carol Menken	USC	1979-80	Los Angeles, Cal.
17	Carol Menken	Montana State	1979-80	Corvallis
17	Carol Menken	North Carolina	1979-80	Amarillo, Texas
17	Carol Menken	Stanford	1980-81	Corvallis

## ASSISTS

AST.	NAME	OPPONENT	YEAR	LOCATION
14	Judy Spoelstra	Santa Clara	1982-83	Corvallis
13	Margy Becker	Boise State	1981-82	Boise, Idaho
12	Judy Spoelstra	UCLA	1982-83	Corvallis
12	Margy Becker	Florida State	1981-82	Amarillo, Texas
12	Margy Becker	UCLA	1980-81	Los Angeles, Cal.
12	Betty Collings	Boise State	1978-79	Corvallis
12	Lisa Channel	UCLA	1986-87	Corvallis
11	Judy Spoelstra	Illinois State	1982-83	Corvallis
11	Mary Newman	Portland State	1978-79	Corvallis
11	Margy Becker	Washington	1980-81	Corvallis
11	Cheryl Sturzenegger	Arizona	1983-84	Tucson, Ariz.
11	Cheryl Sturzenegger	San Jose State	1983-84	Corvallis

## STEALS

ST.	NAME	OPPONENT	YEAR	LOCATION
10	Juli Coleman	Brigham Young	1983-84	Provo, Utah
9	Cheryl Sturzenegger	Portland State	1981-82	Corvallis
9	Robyn Clark	Florida State	1981-82	Amarillo, Texas
9	Lisa Channel	California	1985-86	Corvallis
8	Judy Spoelstra	Washington	1982-83	Corvallis
8	Jan Martin	Washington	1982-83	Portland
8	Cheryl Sturzenegger	San Jose State	1981-82	San Jose, Cal.
8	Juli Coleman	Portland State	1981-82	Corvallis
8	Pam Mollett	Portland State	1979-80	Corvallis
8	Carol Menken	North Carolina	1979-80	Amarillo, Texas
8	Cheryl Sturzenegger	Kansas State	1983-84	Portland

# INDIVIDUAL SEASON RECORDS

## Total Points

NAME	YEAR	G	PTS.
1. Carol Menken	1979-80	31	831
2. Carol Menken	1980-81	28	828
3. Juli Coleman	1983-84	29	658
4. Juli Coleman	1984-85	27	646
5. Carol Menken	1978-79	22	584
6. Jan Martin	1981-82	28	498
7. Juli Coleman	1982-83	30	474
8. Debbie Dalluge	1985-86	28	433
9. Judy Spoelstra	1981-82	28	431
10. Chelle Flamoe	1986-87	28	420

## Scoring Average

NAME	YEAR	G	PTS.	AVE.
1. Carol Menken	1980-81	28	828	29.6
2. Carol Menken	1979-80	31	831	26.8
3. Carol Menken	1978-79	22	584	26.5
4. Juli Coleman	1984-85	27	646	23.9
5. Juli Coleman	1983-84	29	658	22.7
6. Jan Martin	1981-82	28	498	17.8
7. Chelle Flamoe	1986-87	28	473	16.9
8. Juli Coleman	1982-83	30	474	15.8
9. Debbie Dalluge	1985-86	28	433	15.5
10. Judy Spoelstra	1981-82	28	431	15.4

## Rebounds

NAME	YEAR	G	REB.
1. Carol Menken	1979-80	31	325
2. Carol Menken	1980-81	28	302
3. Brenda Arbuckle	1983-84	29	298
4. Carol Menken	1978-79	22	274
5. Judy Spoelstra	1982-83	30	234
6. Judy Spoelstra	1981-82	28	224
7. Tanya Mothershed	1984-85	29	211
8. Fonda DeCree	1985-86	28	210
9. Kathy Vanderstoel	1977-78	20	206
10. Brenda Arbuckle	1984-85	27	204

## Rebound Average

NAME	YEAR	G	REB.	AVE.
1. Carol Menken	1978-79	22	274	12.5
2. Carol Menken	1980-81	28	302	10.9
3. Carol Menken	1979-80	31	325	10.5
4. Brenda Arbuckle	1983-84	29	298	10.3
5. Kathy Vanderstoel	1977-78	20	206	10.3
6. Marsha Rice	1977-78	20	153	8.1
7. Judy Spoelstra	1981-82	28	224	8.0
8. Judy Spoelstra	1982-83	30	234	7.8
9. Brenda Arbuckle	1984-85	27	204	7.6
10. Tanya Mothershed	1983-84	22	166	7.5
Fonda DeCree	1985-86	28	210	7.5
Fonda DeCree	1986-87	28	179	7.5

## Field Goals Made

NAME	YEAR	G	FGM
1. Carol Menken	1980-81	28	363
2. Carol Menken	1979-80	31	353
3. Juli Coleman	1983-84	29	291
4. Juli Coleman	1984-85	27	267
5. Carol Menken	1978-79	22	239
6. Jan Martin	1981-82	28	219
7. Juli Coleman	1982-83	30	211
8. Monica Raspberry	1986-87	28	203
9. Chelle Flamoe	1986-87	28	191
10. Debbie Dalluge	1985-86	28	188

## Field Goals Attempted

NAME	YEAR	G	FGA
1. Juli Coleman	1983-84	29	581
2. Juli Coleman	1984-85	27	518
3. Carol Menken	1979-80	31	518
4. Carol Menken	1980-81	28	484
5. Monica Raspberry	1986-87	28	459
6. Juli Coleman	1982-83	30	428
7. Judy Spoelstra	1982-83	30	411
8. Judy Spoelstra	1981-82	28	411
9. Debbie Dalluge	1985-86	28	404
10. Brenda Arbuckle	1983-84	29	389

## Field Goal Percentage (100 attempts)

NAME	YEAR	G	FG-FGA	PCT
1. Carol Menken	1980-81	28	363-484	.750
2. Carol Menken	1979-80	31	353-518	.681
3. Carol Menken	1978-79	22	239-379	.630
4. Jan Martin	1979-80	26	64-108	.593
5. Jan Martin	1981-82	28	219-377	.581
6. Chelle Flamoe	1986-87	28	191-352	.543
7. Jan Martin	1982-83	30	166-307	.541
8. Cheryl Sturzenegger	1982-83	30	70-131	.534
9. Margy Becker	1978-79	18	83-160	.525
10. Chris Acarregui	1979-80	31	146-279	.523

## Free Throws Made

NAME	YEAR	G	FTM
1. Carol Menken	1979-80	31	125
2. Juli Coleman	1984-85	27	112
3. Carol Menken	1978-79	22	106
4. Carol Menken	1980-81	28	102
5. Juli Coleman	1983-84	29	76
6. Chelle Flamoe	1985-86	28	72
7. Cheryl Sturzenegger	1981-82	28	68
8. Fonda DeCree	1985-86	28	68
9. Chelle Flamoe	1986-87	28	67
10. Judy Spoelstra	1981-82	28	65

## Free Throws Attempted

NAME	YEAR	G	FTA
1. Carol Menken	1979-80	31	217
2. Carol Menken	1978-79	22	173
3. Carol Menken	1980-81	28	161
4. Juli Coleman	1984-85	27	139
5. Brenda Arbuckle	1984-85	27	107
6. Fonda DeCree	1985-86	28	105
7. Brenda Arbuckle	1983-84	29	103
8. Cheryl Sturzenegger	1981-82	28	103
9. Juli Coleman	1983-84	29	101
10. Fonda DeCree	1986-87	28	101

## Free Throw Percentage (25 attempts)

NAME	YEAR	G	FT-FTA	PCT
1. Cindy Dubs	1977-78	16	25-29	.862
2. Juli Coleman	1984-85	27	112-139	.806
3. Margy Becker	1979-80	30	37-48	.771
4. Chelle Flamoe	1985-86	28	72-94	.766
5. Juli Coleman	1982-83	30	52-69	.754
6. Juli Coleman	1983-84	29	76-101	.752
7. Lisa Channel	1983-84	29	32-43	.744
8. Cheryl Sturzenegger	1982-83	30	36-49	.735
9. Cheryl Sturzenegger	1980-81	27	36-49	.735
10. Judy Spoelstra	1981-82	28	65-89	.730

## Assists

NAME	YEAR	G	ASSISTS
1. Judy Spoelstra	1982-83	30	173
2. Cheryl Sturzenegger	1983-84	29	168
3. Margy Becker	1981-82	28	167
4. Margy Becker	1980-81	28	155
5. Betty Collings	1979-80	31	121
6. Lisa Channel	1983-84	29	120
7. Cheryl Sturzenegger	1981-82	28	113
8. Chelle Flamoe	1986-87	28	111
9. Cheryl Sturzenegger	1982-83	30	108
10. Chelle Flamoe	1985-86	28	107

## Steals

NAME	YEAR	G	STEALS
1. Cheryl Sturzenegger	1981-82	28	107
2. Carol Menken	1979-80	31	106
3. Cheryl Sturzenegger	1983-84	29	96
4. Brenda Arbuckle	1984-85	27	84
5. Judy Spoelstra	1981-82	28	84
6. Juli Coleman	1983-84	29	83
7. Cheryl Sturzenegger	1982-83	30	82
8. Margy Becker	1980-81	28	81
9. Juli Coleman	1984-85	27	76
10. Brenda Arbuckle	1983-84	29	75



# CAREER RECORDS

## Total Points

NAME	G	PTS.
1. Carol Menken (1979-81)	81	2243
2. Juli Coleman (1982-85)	106	1840
3. Jan Martin (1980-83)	106	1145
4. Brenda Arbuckle (1984- )	80	1085
5. Robyn Clark (1980-83)	116	1009
6. Margy Becker (1979-82)	104	867
7. Tanya Mothershed (1982-85)	108	858
8. Debbie Dalluge (1985- )	85	836
9. Cheryl Sturzenegger (1981-84)	114	816
10. Monica Raspberry (1985- )	75	810

## Rebounds

NAME	G	REB.
1. Carol Menken (1979-81)	81	901
2. Brenda Arbuckle (1984- )	80	681
3. Robyn Clark (1980-83)	116	612
4. Tanya Mothershed (1982-85)	108	577
5. Judy Spoelstra (1982-83)	58	458
Debbie Dalluge (1985- )	85	458
7. Jan Martin (1980-83)	106	446
8. Fonda DeCree (1985- )	83	442
9. Margy Becker (1979-82)	104	388
10. Kathy Vanderstoel (1978-79)	42	291

## Field Goals Made

NAME	G	FGM
1. Carol Menken (1979-81)	81	955
2. Juli Coleman (1982-85)	106	691
3. Jan Martin (1980-83)	106	493
4. Brenda Arbuckle (1984- )	80	457
5. Debbie Dalluge (1985- )	85	446
6. Robyn Clark (1980-83)	116	421
7. Margy Becker (1979-82)	104	383
8. Tanya Mothershed (1982-85)	108	352
9. Betty Collings (1978-81)	100	350
10. Judy Spoelstra (1982-83)	58	342
Monica Raspberry (1985- )	75	342

## Field Goal Percentage

NAME	G	FGM-FGA	PCT
1. Carol Menken (1979-81)	81	955-1381	.692
2. Jan Martin (1980-83)	106	493-869	.567
3. Chelle Fiamoe (1986- )	56	339-652	.520
4. Tanya Mothershed (1982-85)	108	352-689	.511
5. Chris Acarregui (1980-81)	59	223-448	.498
6. Margy Becker (1979-82)	104	383-796	.481
7. Pam Mollett (1980-81)	58	200-430	.475
8. Cheryl Sturzenegger (1981-84)	114	324-682	.475
9. Robyn Clark (1980-83)	116	421-915	.465
10. Cindy Ahr (1983-86)	65	82-180	.455

## Free Throws Attempted

NAME	G	FTA
1. Carol Menken (1979-81)	81	551
2. Juli Coleman (1982-85)	106	318
3. Brenda Arbuckle (1984- )	80	306
4. Tanya Mothershed (1982-85)	108	305
5. Cheryl Sturzenegger (1981-84)	114	250
6. Debbie Dalluge (1985- )	85	209
7. Monica Raspberry (1985- )	75	189
8. Robyn Clark (1980-83)	116	167
Judy Spoelstra (1982-83)	58	167
10. Chelle Fiamoe (1986- )	56	161

## Assists

NAME	G	AST
1. Margy Becker (1979-82)	104	454
2. Cheryl Sturzenegger (1981-84)	114	449
3. Betty Collings (1978-81)	100	352
4. Robyn Clark (1980-83)	116	258
5. Juli Coleman (1982-85)	106	257
6. Lisa Channel (1984-87)	75	255
7. Judy Spoelstra (1982-83)	58	244
8. Chelle Fiamoe (1986- )	56	218
9. Pam Mollett (1980-81)	58	174
Brenda Arbuckle (1984- )	80	174

## Scoring Average

NAME	G	PTS.	AVG.
1. Carol Menken (1979-81)	81	2243	27.7
2. Juli Coleman (1982-85)	106	1840	17.4
3. Chelle Fiamoe (1985- )	56	788	14.1
4. Judy Spoelstra (1982-83)	58	801	13.8
5. Brenda Arbuckle (1984- )	80	1085	13.6
6. Jan Martin (1980-83)	106	1145	10.8
Monica Raspberry (1985- )	75	810	10.8
8. Debbie Dalluge (1985- )	85	836	9.8
9. Robyn Clark (1980-83)	116	1009	8.7
10. Margy Becker (1979-82)	104	867	8.3

## Rebound Average

NAME	G	REB.	AVG.
1. Carol Menken (1979-81)	81	901	11.1
2. Brenda Arbuckle (1984- )	80	661	8.3
3. Judy Spoelstra (1982-83)	58	458	7.9
4. Kitsy Hall (1978)	20	149	7.4
5. Kathy Vanderstoel (1978-79)	42	291	6.9
6. Marsha Rice (1978-79)	40	251	6.3
7. Debbie Dalluge (1985- )	85	458	5.4
8. Robyn Clark (1980-83)	116	612	5.3
Tanya Mothershed (1982-85)	108	689	5.3
Fonda DeCree (1985- )	83	442	5.3

## Field Goal Attempts

NAME	G	ATT.
1. Juli Coleman (1982-85)	106	1593
2. Carol Menken (1979-81)	81	1381
3. Brenda Arbuckle (1984- )	80	1054
4. Robyn Clark (1980-83)	116	915
5. Jan Martin (1980-83)	106	869
6. Judy Spoelstra (1982-83)	58	822
7. Betty Collings (1978-81)	100	813
8. Margy Becker (1979-82)	104	796
9. Monica Raspberry (1985- )	75	790
10. Tanya Mothershed (1982-85)	108	689

## Free Throws Made

NAME	G	FTM
1. Carol Menken (1979-81)	81	333
2. Juli Coleman (1982-85)	106	246
3. Brenda Arbuckle (1984- )	80	171
4. Cheryl Sturzenegger (1981-84)	116	167
5. Jan Martin (1980-83)	106	159
6. Tanya Mothershed (1982-85)	108	135
7. Debbie Dalluge (1985- )	85	128
8. Monica Raspberry (1985- )	75	126
9. Judy Spoelstra (1982-83)	58	117
10. Chelle Fiamoe (1986- )	56	110

## Free Throw Percentage

NAME	G	FT-FTA	PCT
1. Juli Coleman (1982-85)	106	246-318	.774
2. Judy Spoelstra (1982-83)	58	117-167	.701
3. Lisa Channel (1984-87)	95	75-108	.694
4. Margy Becker (1979-82)	104	101-146	.692
5. Chelle Fiamoe (1986- )	56	110-171	.683
6. Cheryl Sturzenegger (1981-84)	114	168-250	.672
7. Monica Raspberry (1985- )	75	126-189	.667
8. Pam Mollett (1980-81)	58	49-75	.653
9. Chris Acarregui (1980-81)	59	45-72	.625
10. Mary Newman (1978-79)	42	71-114	.623

## Steals

NAME	G	STEALS
1. Cheryl Sturzenegger (1981-84)	114	330
2. Juli Coleman (1982-85)	106	275
3. Margy Becker (1979-82)	104	252
4. Robyn Clark (1980-83)	116	238
5. Brenda Arbuckle (1984- )	80	217
6. Carol Menken (1979-81)	81	215
7. Lisa Channel (1984-87)	86	205
8. Betty Collings (1978-81)	100	170
9. Jan Martin (1980-83)	106	159
10. Judy Spoelstra (1982-83)	58	157

# GILL COLISEUM RECORDS

(For Women's Basketball)

## TEAM

- Most Points** — 135, U.S.S.R. in a 135-62 win over OSU in 1979-80  
**Most Rebounds** — 51, OSU in a 117-58 win over Portland State, 1/8/82  
**Most Assists** — 34, OSU in a 98-47 win over Pacific Christian in 1981-82  
**Most Steals** — 33, OSU in a 117-58 win over Portland State in 1981-82  
**Best FG Percent** — .719, OSU defeated Washington 14-61, 2/26/81  
**Best FT Percent** — 1.000, Santa Clara in an 89-46 loss to OSU, 1/28/83

## INDIVIDUAL

- Most Points** — 51, by Carol Menken, OSU,  
in a 114-54 win over Alaska-Anchorage in 1979-80  
**Most Rebounds** — 20, by Carol Menken, OSU,  
in a 77-47 win over Washington in 1978-79  
**Most Assists** — 14, by Judy Spoelstra, OSU,  
in an 89-46 win over Santa Clara in 1982-83  
**Most Steals** — 9, by Cheryl Sturzenegger, OSU,  
in a 117-58 win over Portland State in 1981-82  
**Best FG Percent (min. 10 shots)** — .941, by Carol Menken, OSU,  
in an 86-46 win over Washington State (16 of 17)  
**Best FT Percent (min. 8 shots)** — .923, by Fonda DeCree, OSU in a 85-68  
win over Washington State in 1986-87 (12-13)

## OSU RECORD IN GILL COLISEUM

1978-79	7-3	(.700)
1979-80	8-2	(.800)
1980-81	9-1	(.900)
1981-82	7-1	(.875)
1982-83	11-1	(.917)
1983-84	9-0	(1.000)
1984-85	9-2	(.818)
1985-86	6-5	(.545)
1986-87	9-5	(.643)
Overall	75-20	(.790)

## OSU'S ALL-TIME LEADERS

### CAREER

- SCORING:** Carol Menken-Schautd, 2243 points  
**REBOUNDING:** Carol Menken-Schautd, 901 rebounds  
**ASSISTS:** Margy Becker, 454 assists  
**STEALS:** Cheryl Sturzenegger, 330 steals

### SEASON

- SCORING:** Carol Menken-Schautd, 831 points  
**REBOUNDING:** Carol Menken-Schautd, 325 rebounds  
**ASSISTS:** Judy Spoelstra, 173 assists  
**STEALS:** Cheryl Sturzenegger, 107 steals



# OSU HISTORY

## ALL-TIME OSU COACHES RECORDS

YEAR	COACH	W	L	PCT
1977	Mary Covington	5	22	.185
1978	Mary Covington	10	10	.500
	<b>Covington Totals</b> <b>2 Years</b>	<b>15</b>	<b>32</b>	<b>.319</b>
1979	Aki Hill	15	7	.682
1980	Aki Hill	23	8	.742
1981	Aki Hill	22	6	.786
1982	Aki Hill	20	8	.714
1983	Aki Hill	24	6	.800
1984	Aki Hill	21	8	.724
1985	Aki Hill	19	10	.655
1986	Aki Hill	7	21	.250
1987	Aki Hill	17	11	.610
	<b>Aki Hill Totals</b> <b>9 Years</b>	<b>168</b>	<b>85</b>	<b>.664</b>
TOTALS	11 Years	183	117	.610

### OSU'S NCAA TOURNAMENT RECORD

1983	1984
(First Round at Salem, Ore.)	(First Round at Missoula, Mont.)
Oregon State 75, UCLA 62	Montana 56, Oregon State 47
(Western Regional at UCLA)	
Long Beach State 92, Oregon State 72	

### OSU'S NCAA WON-LOSS RECORD

Years	Won	Lost	Pct.	1st	2nd	3rd	4th
2	1	2	.333	0	0	0	0

### OSU'S NIT TOURNAMENT RECORD

1980	1982
(National Finals, Amarillo, Texas)	(National Finals, Amarillo, Texas)
Oregon State 79, Mississippi College 72	OSU 71, Southern Mississippi 65
Oregon State 78, Drake 65	Oregon State 76, Illinois State 61
Oregon State 71, North Carolina 62	Oregon State 76, Florida State 60

### OSU'S NIT WON-LOSS RECORD

Years	Won	Lost	Pct.	1st	2nd	3rd	4th
2	6	0	1.000	2	0	0	0

### OSU'S AIAW TOURNAMENT RECORD

1979	1981
(Region 9 Playoffs at Palo Alto, CA)	(Region 9 Playoffs at UCLA)
UCLA 105, Oregon State 70	UCLA 72, Oregon State 65
Oregon State 78, Brigham Young 74	

### OSU'S AIAW WON-LOSS RECORD

Years	Won	Lost	Pct.	1st	2nd	3rd	4th
2	1	2	.333	0	0	0	0

### OSU CHAMPIONSHIPS WON

- 1979 — NWBL Champions (Northwest Women's Basketball League)
- 1980 — NWIT Champions (National Women's Invitational Tournament)
- 1981 — NWBL Champions
- 1982 — NWIT Champions
- 1983 — NorPac Champions; Big O Tournament Champions
- 1984 — Big O Tournament Champions
- 1986 — Big O Tournament Champions
- 1987 — Big O Tournament Champions

### OSU ALL-AMERICA HONORS

- 1981 — Carol Menken, First Team, Kodak
- 1983 — Judy Spoelstra, Second Team, Kodak
- 1985 — Juli Coleman, First Team, Women's Basketball News Service

### OSU'S ALL-CONFERENCE HONORS

- 1980 — Carol Menken, First Team, NCWSA (Northwest College Women's Sports Assn.)
- 1981 — Carol Menken, First Team, NCWSA (Northwest College Women's Sports Assn.)
- 1982 — Carol Menken, First Team, NCWSA (Northwest College Women's Sports Assn.)
- 1983 — Judy Spelstra, First Team, NorPac
- Juli Coleman, Second Team, NorPac
- Robyn Clark, Honorable Mention, NorPac
- 1984 — Juli Coleman, First Team, NorPac
- Brenda Arbuckle, Second Team, NorPac; All-Freshman Team, NorPac
- Lisa Channel, Honorable Mention, NorPac
- 1985 — Juli Coleman, First Team, NorPac
- Brenda Arbuckle, Honorable Mention, NorPac
- Debbie Dalluge, All-Freshman Team, NorPac
- 1986 — Debbie Dalluge, First Team, NorPac
- Chelle Fiamoe, All-Freshman Team, NorPac
- 1987 — Chelle Fiamoe, Honorable Mention, Pac-10
- Monica Raspberry, Honorable Mention, Pac-10

### UNITED STATES OLYMPIC TEAM

- 1984 — Carol Menken, member of winning United States Women's basketball team in Los Angeles, CA, Olympic Games.

### ACADEMIC ALL-AMERICANS

- 1983: Juli Coleman, Honorable Mention, CoSIDA
- 1984: Juli Coleman, Honorable Mention, CoSIDA
- 1985: Juli Coleman, 2nd Team, CoSIDA
- 1987: Chelle Fiamoe, 2nd Team, CoSIDA-GTE

## OSU VS. OPPONENTS PACIFIC-10 CONFERENCE

	OSU WON	OSU LOST	PCT.
Arizona	3	1	.750
Arizona State	3	1	.750
California	9	4	.692
Oregon	7	22	.241
USC	1	5	.167
Stanford	2	1	.666
UCLA	3	6	.333
Washington	12	12	.500
Washington State	14	5	.737

### NON-CONFERENCE OPPONENTS

School	Series	School	Series	School	Series
Alabama	1-0	Iowa State	0-1	San Diego State	2-0
Alaska-Anchorage	8-1	Kansas	0-1	Santa Clara	3-0
Alaska-Fairbanks	2-3	Kansas State	1-0	San Francisco	4-1
Amarillo College	1-0	Korea	0-1	San Jose State	5-2
Australia	0-2	Kyodo Oil	1-0	Seattle Pacific	0-1
Baylor	1-0	Long Beach State	0-3	Seattle	3-2
Bellico Electric AAU	3-0	Mississippi College	1-0	Simon Fraser	2-0
Boise State	5-1	Missouri	0-1	Southern Illinois	1-0
Brigham Young	2-1	Montana	7-1	South. Mississippi	1-0
Cal Poly (Pomona)	0-1	Montana State	7-0	South. Oregon St.	4-1
Cal State-Irvine	1-0	Nebraska	1-0	Southwest Texas	1-0
Cal State-Fullerton	3-0	Nevada-Las Vegas	1-0	Soviet Union	0-1
Central Washington	0-1	New Mexico	2-0	Stephen F. Austin	1-0
Clemson	1-0	North Carolina	1-0	Tennessee	0-1
Colorado State	2-1	NW Invaders AAU	1-0	Texas	0-3
Creighton	1-0	Oregon College	3-2	Texas A&M	1-0
Delta State	0-2	Pacific	2-0	Texas-El Paso	1-0
Drake	2-1	Pacific Christian	1-0	Texas Tech	1-1
Eastern Washington	3-2	Penn State	0-1	Utah	3-1
Florida State	1-0	Pepperdine	0-1	Utah State	1-1
Fresno State	2-3	Portland AAU	1-3	Victoria B.C.	1-0
Georgia	0-1	Portland	7-1	Wayland Baptist	1-0
Hawaii	2-0	Portland State	14-4	Western Oregon SC	3-2
Humboldt State	1-0	Republic of China	0-1	Western Oregon SC	3-2
Idaho	0-1	San Diego	1-0	Western Washington	2-4
Illinois State	2-1			Wyoming	0-1

### OSU VS. THE PACIFIC-10

#### ARIZONA WILDCATS

Games — 4	Won by OSU — 3	Arizona — 1
1984: 71-54	1985: 72-54	1987: 68-55, 68-69

#### ARIZONA STATE SUN DEVILS

Games — 4	Won by OSU — 3	Arizona State — 1
1984: 48-68	1985: 81-57	1987: 90-72, 75-58

#### CALIFORNIA GOLDEN BEARS

Games — 13	Won by OSU — 9	California — 4
1980: 68-74	1983: 70-64, 59-58	1986: 74-62, 90-59
1981: 82-78	1984: 84-62, 91-65	1987: 69-67, 71-94
1982: 77-59, 71-75	1985: 75-56	

#### OREGON DUCKS

Games — 29	Won by OSU — 7	Oregon — 22
1977: 55-57, 43-46	1981: 71-72, 64-73,	1984: 61-69, 75-59, 67-77
1978: 48-67, 58-59	66-80, 61-54	1985: 80-63, 50-63, 82-68
1979: 57-69, 65-78, 75-68	1982: 48-65, 60-63, 59-71	1986: 47-72, 53-69
1980: 69-79, 58-74, 57-82	1983: 66-63, 49-46 (OT)	1987: 63-65, 51-71

#### STANFORD CARDINAL

Games — 3	Won by OSU — 2	Stanford — 1
1981: 78-53	1987: 70-53, 56-58	



<b>UCLA BRUINS</b>		
Games — 9	Won by OSU — 3	UCLA — 6
1977: 35-125	1981: 65-72	1984: 49-67
1979: 70-105	1983: 81-71, 75-62	1987: 74-69, 53-65
1980: 76-77		

<b>USC TROJANS</b>		
Games — 6	Won by OSU — 1	USC — 5
1977: 54-86	1983: 57-68	1987: 82-99, 84-101
1980: 65-57	1986: 55-117	

<b>WASHINGTON HUSKIES</b>		
Games — 24	Won by OSU — 12	Washington 12
1977: 37-73	1981: 89-65, 94-61	1985: 53-72, 76-85, 70-84
1978: 35-81, 38-82	1982: 80-71, 83-76	1986: 60-75, 54-65
1979: 77-47, 56-77	1983: 75-62, 86-61	1987: 51-67, 67-69
1980: 87-61, 75-49	79-56, 82-65	

<b>WASHINGTON STATE COUGARS</b>		
Games — 19	Won by OSU — 14	Washington State — 5
1977: 35-47	1981: 75-59, 86-46	1985: 62-53, 76-72 (OT)
1978: 58-84	1982: 58-52	1986: 74-64, 77-80, 57-65
1979: 65-71	1983: 84-57, 68-53	1987: 74-68, 85-68
1980: 75-55	1984: 70-49, 80-62	

### OSU VS. NON-CONFERENCE TEAMS

OPPONENT	YEAR	SERIES RECORDS		YEAR	SCORE
		SCORE	OPPONENT		
<b>Alabama</b> (1-0)	1985	59-57	<b>Colorado State</b>	1981	96-71
<b>Alaska-Anchorage</b>	1977	52-57	(2-1)	1985	77-58
(8-1)	1977	63-53	<b>Creighton</b> (1-0)	1986	42-54
	1978	59-60*F	<b>Delta State</b> (0-2)	1985	82-56
	1978	47-46		1985	75-82
	1979	74-45	<b>Drake</b> (2-1)	1986	58-88
	1980	114-54		1980	78-65
	1980	82-62		1982	59-49
	1984	75-55	<b>East. Washington</b>	1983	72-74
<b>Alaska-Fairbanks</b>	1977	54-79	(3-2)	1977	58-60
(2-3)	1977	62-83		1980	79-35
	1977	42-55		1981	90-38
	1978	73-63	<b>Florida State</b> (1-0)	1982	48-57
	1978	79-68	<b>Fresno State</b> (2-3)	1986	61-81
	1981	105-68		1982	76-60
<b>Amarillo College</b>				1983	75-43
(1-0)				1984	64-74
<b>Australia</b> (0-1)	1977	24-92		1985	80-69
<b>Baylor</b> (1-0)	1984	76-75		1986	69-72;
<b>Bellco Electric</b>	1982	50-45	<b>Georgia</b> (0-1)	1984	64-74
<b>AAU</b> (3-0)	1983	60-40	<b>Hawaii</b> (2-0)	1980	54-89
	1984	79-50		1982	79-43
<b>Boise State</b> (5-1)	1978	60-70	<b>Humboldt State</b>	1982	103-64
	1979	91-59	(1-0)	1978	69-53
	1980	83-65	<b>Idaho</b> (0-1)	1986	58-71
	1981	82-54	<b>Illinois State</b> (2-1)	1982	76-61
	1982	74-56		1983	89-57
	1987	68-39		1983	56-60
<b>Brigham Young</b>	1979	68-74	<b>Iowa State</b> (1-0)	1987	79-70
(2-1)	1981	95-65	<b>Kansas</b> (0-1)	1982	55-70
	1984	76-72	<b>Kansas State</b> (1-0)	1984	70-62
<b>Cal Poly-Pomona</b>	1985	54-61	<b>Korea</b> (0-1)	1982	61-77
(1-0)			<b>Kyodo Oil</b> (1-0)	1984	71-64 (OT)
<b>Cal St. Irvine</b> (1-0)	1980	83-48	<b>Long Beach State</b>	1983	72-92
<b>Cal St. Fullerton</b>	1980	83-62	(0-3)	1986	81-112
(3-0)	1984	67-58		1987	62-73
	1986	66-60	<b>Mississippi Coll.</b>	1980	79-72
<b>Central Wash.</b> (0-1)	1977	33-40	(1-0)		
<b>Clemson</b> (1-0)	1985	82-75			

<b>Mississippi (0-1)</b>	1986	47-76	<b>Rep. of China (0-1)</b>	1983	75-91
<b>Mississippi State (1-0)</b>	1985	72-69	<b>San Diego (1-0)</b>	1983	87-57
<b>Missouri (0-1)</b>	1985	69-103	<b>San Diego State</b>	1983	54-49
<b>Montana (7-1)</b>	1977	42-40	(2-0)	1985	68-66
	1978	62-56	<b>Santa Clara (3-0)</b>	1983	89-46
	1979	75-56		1984	72-63
	1980	82-62		1985	76-60
	1981	77-69,	<b>San Francisco</b>	1980	67-73
		72-54	(4-1)	1982	88-53
	1982	72-65		1983	81-54
<b>Montana State</b>	1984	47-56		1984	83-57
(7-0)	1978	58-41		1985	74-52
	1979	60-54,	<b>San Jose State</b>	1980	74-72
		76-73	(5-2)	1982	80-79 (2OT)
	1980	56-72,		1983	56-69
		97-72		1984	89-71
	1981	74-65		1985	83-52
	1982	78-50		1986	80-53,
<b>Nebraska (1-0)</b>	1981	84-71			78-88
<b>Nevada-Las Vegas</b>	1982	95-57	<b>Seattle Pac. (0-1)</b>	1977	50-60
(1-0)			<b>Seattle University</b>	1979	55-61
<b>New Mexico</b>	1983	77-53	(3-2)	1980	95-65,
(2-0)	1987	75-60			90-77
<b>North Carolina (1-0)</b>	1980	71-62		1981	60-61
<b>NW Invaders AAU</b>	1980	93-64		1981	85-53
(1-0)			<b>Simon Fraser</b>	1977	55-50
<b>Oregon College</b>	1977	59-65,	(2-0)	1981	80-41
(WOSC) (3-2)		45-61	<b>S. Illinois (1-0)</b>	1983	65-63
	1978	62-57	<b>S. Mississippi (1-0)</b>	1982	71-65
	1979	71-42,	<b>SW Texas (1-0)</b>	1987	63-46
		76-75	<b>Soviet Union (0-1)</b>	1980	62-135
<b>Pacific (2-0)</b>	1983	73-55	<b>Stephen F. Austin</b>	1982	75-70
	1984	90-81	(1-0)		
<b>Pacific Christian (1-0)</b>	1982	98-47	<b>Tennessee (0-1)</b>	1982	62-73
<b>Penn State (0-1)</b>	1985	56-98	<b>Texas</b>	1981	65-72
<b>Pepperdine (0-1)</b>	1980	59-74	(0-3)	1982	72-84
<b>Portland AAU</b>	1977	48-67,		1983	50-52
(1-3)		60-68	<b>Texas A&amp;M (1-0)</b>	1986	70-69
	1978	75-69,	<b>Texas Tech (0-1)</b>	1985	55-79
		69-80	<b>Utah (3-1)</b>	1981	77-81
<b>Portland (7-1)</b>	1983	72-63		1982	88-68
	1984	69-54,		1984	64-58
		59-47	<b>Utah State</b>	1981	101-77
	1985	81-58	(1-1)	1986	73-74
	1986	87-49,	<b>UTEP (1-0)</b>	1987	90-66
		50-61	<b>Victoria B.C. (1-0)</b>	1981	68-56
	1987	78-65,	<b>Wayland Baptist</b>	1982	77-69
		93-77	(1-0)		
<b>Portland State</b>	1977	38-79	<b>West. Washington</b>	1977	45-58,
(14-4)	1978	57-61,	(2-4)		51-57
		66-67		1978	63-73,
	1979	76-64,			45-50
		56-55		1979	62-46
	1980	93-47,		1980	72-68
		67-53,	<b>Wyoming (0-1)</b>	1986	64-75
		57-48			
	1981	99-52,			
		105-54			
	1982	117-58			
	1983	73-62,			
		58-52			
	1984	56-55			
	1985	79-63,			
		43-58			
	1986	66-55			
	1987	78-73			



# YEAR-BY-YEAR RESULTS

<b>1976-77</b> (5-22) <b>Head Coach: Mary Covington</b> <b>OSU-OPP</b>	<b>1978-79</b> (15-7) <b>Head Coach: Aki Hill</b> <b>OSU-OPP</b>	<b>1980-81</b> (22-6) <b>Head Coach: Aki Hill</b> <b>OSU-OPP</b>
Alaska, Fairbanks 54-79 A	Alaska, Anchorage 74-45 H	Amarillo College 105-68 T
Alaska, Fairbanks 62-83 A	Alaska, Anchorage 85-38 H	Utah State 101-77 T
Alaska, Anchorage 52-57 A	Oregon College 71-42 H	Utah 77-81 A
Alaska, Anchorage 63-53 A	Western Washington 62-46 H	Colorado State 96-71 T
UCLA 35-125 A	Washington 77-47 H	Nebraska 84-71 T
USC 54-86 A	Oregon College 76-75 A	California 82-78 T
Australia 24-92 H	Boise State 91-59 H	Brigham Young 95-65 T
Portland AAU 48-67 A	Washington State 65-71 H	Oregon 71-72 T
Washington 37-73 A	Oregon 57-69 H	Texas 65-72 T
Western Washington 45-58 A	Portland State 76-64 H	Seattle 85-53 H
Portland State 38-79 H	Seattle University 55-61 H	Victoria 68-56 H
Western Washington 51-57 H	Montana State 60-54 A	Seattle AAU 64-42 NC
Alaska, Fairbanks 42-55 H	Montana 75-56 A	Portland State 99-52 A
Oregon 55-57 A	Western Washington 72-68 A	Boise State 82-54 H
Washington State 35-47 A	Washington 56-77 A	Oregon 64-73 H
Eastern Washington 58-60 A	Oregon 65-78 A	Washington 89-65 A
Central Washington 33-40 A	Portland State 56-55 A	Seattle AAU 95-64 NC
Oregon College 59-65 A	Montana State 76-73 A	Simon Fraser 80-41 H
Portland AAU 60-68 A	Washington State 71-62 A	Montana State 74-65 A
Southern Oregon State 71-45 H	Oregon 75-68 A	Montana 77-69 A
Simon Fraser 55-50 P	UCLA 70-105 A	Oregon 66-80 A
Montana 42-40 P	Brigham Young 78-74 A	Stanford 78-53 H
Southern Oregon State 66-49 A		Eastern Washington 90-38 H
Oregon 43-46 H		Washington State 75-59 H
Oregon College 45-61 H		Washington 94-61 H
Southern Oregon State 49-54 P		Portland State 105-54 H
Seattle Pacific 50-60 P		Washington State 86-46 T
		Montana 72-54 T
		Oregon 61-54 T
		UCLA 65-72 T
	<b>1979-80</b> (23-8) <b>Head Coach: Aki Hill</b> <b>OSU-OPP</b>	<b>1981-82</b> (20-8) <b>Head Coach: Aki Hill</b> <b>OSU-OPP</b>
	Pepperdine 59-74 T	Wayland Baptist 77-69 T
	California 60-74 T	Kansas 55-70 T
	Montana State 56-72 T	Stephen F. Austin 75-70 T
	Russians 62-135 NC	Texas 72-84 A
	San Francisco 67-73 H	Utah 88-68 H
	San Jose 74-72 H	California 77-59 T
	UCLA 76-77 T	Oregon 48-65 T
	PSU 93-47 T	Oregon 62-73 T
	Oregon 69-79 T	Washington 80-71 A
	USC 65-57 A	San Jose State (2-OT) 80-79 A
	Fullerton 83-62 A	Hawaii 103-64 T
	Irvine 83-48 A	San Francisco 88-53 T
	Hawaii 79-43 NC	Drake 59-49 H
	NW Invaders 93-64 NC	Portland State 117-58 H
	Washington 87-61 A	Pacific Christian 98-47 H
	Seattle 95-65 A	Oregon 60-63 A
	Oregon 58-74 A	California 71-75 T
	Washington State 75-55 A	Nevada-Las Vegas 95-57 T
	Eastern Washington 79-35 A	Washington 83-76 H
	Montana State 97-72 H	Boise State 74-56 A
	Alaska-Anchorage 82-62 H	Oregon 59-71 H
	Alaska-Anchorage 82-62 H	Eastern Washington 48-57 A
	Portland State 67-53 H	Washington State 58-52 A
	Seattle 90-77 H	Bellco Electric AAU 50-45 NC
	Washington 75-49 H	Korean National Team 61-77 NC
	Boise State 83-65 A	Montana 72-65 H
	Portland State 57-48 A	Montana State 78-50 H
	Oregon 57-82 H	Southern Mississippi 71-65 T
	Seattle 60-61 T	Illinois State 76-61 T
	Mississippi Col. 73-72 T	Florida State 76-60 T
	Drake 78-65 T	
	North Carolina 71-62 T	

1982-83 (24-6)			1984-85 (19-10)			1986-87 (17-11)		
Head Coach: Aki Hill			Head Coach: Aki Hill			Head Coach: Aki Hill		
OSU-OPP			OSU-OPP			OSU-OPP		
Republic of China	75-91	NC	Mississippi State	72-69	T	Iowa State		79-70 H-T
Portland	72-63	H	Texas Tech	55-79	T	Texas Tech		69-58 H-T
Illinois State	56-60	A	Missouri	69-103	T	Long Beach State		62-73 H
Southern Illinois	65-63	A	Colorado State	77-58	T	Boise State		68-39 H
Drake	72-74	A	Delta State	75-82	T	Portland		78-65 A
Portland State	73-62	A	Portland	81-58	H	New Mexico		75-60 A
Texas	50-52	T	Arizona	72-54	H	SW Texas State		63-46 A
Washington	75-62	T	Clemson	82-75	T	UTEP		90-66 A
Portland State	58-52	T	Portland State	79-63	T	Portland State		78-73 A
Bellco Electric	60-40	NC	Alabama	59-57	T	Arizona		68-55 H
UCLA	81-71	H	Cal Poly	54-61	A	Arizona State		90-72 H
San Diego State	54-49	A	San Diego State	68-66	A	Oregon		63-65 A
San Diego	87-57	A	Penn State	56-98	T	Portland		93-77 H
New Mexico	77-53	T	Creighton	82-56	T	USC		82-99 A
Illinois State	89-57	T	Utah	68-62	H	UCLA		74-69 A
Washington	86-61	H	Washington	53-72	H	Washington		51-67 A
Washington State	84-57	H	Washington State	62-53	H	Washington State		74-68 A
Pacific	73-55	H	Oregon	80-63	H	Stanford		70-53 H
Fresno State	75-43	H	Santa Clara	76-60	A	California		69-67 H
Santa Clara	89-46	H	San Jose State	83-52	A	Arizona State		75-58 A
San Francisco	81-54	H	Portland State	48-58	A	Arizona		68-69 A
California	70-64	A	Fresno State	80-69	H	Oregon		51-71 H
San Jose State	56-69	A	California	75-56	H	UCLA		53-65 H
USC	57-68	H	San Francisco	74-52	H	USC		84-101 H
Oregon	66-63	H	Washington State (OT)	76-72	A	Washington State		85-68 H
Washington	79-56	A	Washington	76-85	A	Washington		67-69 H
Washington State	68-53	A	Oregon	50-63	A	California		71-94 A
Oregon (OT)	49-46	A	Oregon	82-68	A	Stanford		56-58 A
Washington	82-65	T	Washington	70-84	A			
California	59-58	T						
UCLA	75-62	T						
Long Beach State	72-92	T						

A — Away  
T — Tournament  
H — Home  
NC — Non-Counting  
P — Portland Coliseum  
OT — Overtime

1983-84 (21-8)			1985-86 (7-21)		
Head Coach: Aki Hill			Head Coach: Aki Hill		
OSU-OPP			OSU-OPP		
Brigham Young	76-72	A	Taiwan	60-82	H
Utah	64-58	A	Mississippi	47-76	A
Portland State	56-55	H	Delta St.	58-88	A
Portland	69-54	H	Cal St.-Fullerton	66-60	H-T
Kyodo Oil (OT)	71-64	NC	Texas A&M	70-69	H-T
Arizona	71-54	A	Idaho	58-71	A
Baylor	76-75	T	E. Washington	61-81	A
Arizona State	48-68	T	Utah St.	74-73	A-T
Utah	71-65	T	Washington St.	74-64	A-T
Kansas State	70-62	T	Long Beach St.	81-112	A
Georgia	54-89	T	USC	55-117	A
Fullerton State	67-58	A	Wyoming	64-75	A
UCLA	49-67	A	Colorado St.	42-54	A
Alaska-Anchorage	75-55	T	Portland	87-49	H
Portland	59-47	T	San Jose St.	80-53	H
Bellco Electric	79-50	NC	California	74-62	H
Washington State	70-49	A	Washington St.	77-80	A
Washington	62-64	A	Washington	60-75	A
Fresno State	64-74	A	Fresno St.	69-72	H
Pacific	90-81	A	Arizona St.	57-81	H
San Francisco	83-58	A	Oregon	47-72	H
Santa Clara	72-63	A	Portland	50-61	A
San Jose State	89-71	H	California	59-90	A
California	84-62	H	San Jose St.	78-88	A
Oregon	61-69	A	Washington	42-65	H
Washington	77-66	H	Washington St.	57-65	H
Washington State	80-62	H	Portland St.	66-55	H
Oregon	75-59	H	Fresno St.	64-76	A
California	91-65	T	Oregon	53-69	A
Oregon	67-77	T			
Montana	47-46	T			



# OREGON STATE LETTER WINNERS

## -A-

Acarregui, Chris 1980-81  
Ahr, Cindy 1984-85-86  
Aldred, Lisa 1984  
Amiton, Laura 1985-87  
Arbuckle, Brenda 1984-85-87

## -B-

Becker, Margy 1979-80-81-82  
Blair, Tina 1982  
Brigham, Donna 1981  
Brostrom, Lori 1980  
Bullard, Amy 1981

## -C-

Cady, Cheryl 1981-82  
Channel, Lisa 1983-84-86-87  
Clark, Robyn 1980-81-82-83  
Coleman, Juli 1982-83-84-85  
Collings, Betty 1978-79-80-81  
Collum, Michelle 1987

## -D-

Dallugé, Debbie 1985-86-87  
DeCree, Fonda 1985-86-87  
DeFrancesco, Carol 1986  
Doherty, Maureen 1983  
Dubs, Cindy 1978

## -E-

Ellis, Lisa 1985  
Estes, Coral 1978

## -F-

Farzan, Sue 1979  
Flamoe, Michelle 1986-87  
Flippen, Yvette 1985-86

## -H-

Hall, Kitsy 1978  
Hayes, Mary Kay 1979  
Haynes, DeRhonda 1986-87  
Hill, Cathy 1980  
Hilyard, Gwen 1979  
Hoppes, Cheri 1980-81

## -J-

Jackson, Cynthia 1986-87  
Jeske, Lillian 1978  
Johnston, Cindi 1983-84  
Johnston, Sue 1987

## -K-

Kikuchi, Ayako 1984-85-86

## -L-

Lopez, Belinda 1981-82-83-84

## -M-

Martin, Jan 1980-81-82-83  
McDonald, Karen 1980  
McLean, Tara 1987  
Meeker, Debbie 1978-79-80  
Menken, Carol 1979-80-81  
Miller, Shannon 1979  
Milnor, Diane 1978  
Mollet, Pam 1980-81  
Mothershed, Tanya  
1982-83-84-85

## -N-

Newman, Mary 1978-79  
Novo, Serena 1983

## -O-

O'Keefe, Maureen 1986-87

## -P-

Paschke, Becky 1979  
Pretty, Jani 1978

## -R-

Raspberry, Monica 1985-86-87  
Rice, Marsha 1978-79  
Riel, Kathy 1980-81  
Rogers, Jackie 1984

## -S-

Spoelstra, Judy 1982-83  
Sturzenegger, Cheryl  
1981-82-83-84  
Swearingen, Jackie 1978

## -T-

Tichenor, Alice 1984

## -V-

Vanderstoel, Kathy 1978-79

## -W-

Wardrop, Carol 1979  
Watanabe, Lianne 1983  
Wheeler, Tami 1978  
Witt, Monica 1984  
Wyneken, Brenda 1979

## -Y-

Young, Jennifer 1985-86

## -Z-

Zeller, Julie 1984

## History

Carol Menken came to Oregon State unrecruited by anyone else in the state. She had grown up in nearby Jefferson, Oregon, played a year of junior college ball at Linn-Benton Community College and was ready to move up to the NCAA level. No one was willing to take a chance with her except the OSU coaching staff of Aki Hill and Ross Cook.


Three years later, Menken left Oregon State as one of the top basketball players in the country. She was named a Kodak All-American during her senior year and led OSU to a sparkling 22-6 record in 1980-81. Menken also led the country in field goal percentage, hitting 363 of 484 shots, an incredible .750 shooting percentage.

The honors go on and on and Carol Menken is still making a name for herself. She is playing AAU basketball in Turin, Italy, where she is tearing up the league in scoring and rebounding. International basketball is nothing new to Menken, however, she played in the World University Games for the United States in the summer of 1981 and toured Romania, Yugoslavia and Cuba.

Menken still maintains her amateur status and was selected for the player pool for U.S. team for 1984 Olympics. She made the team and was a member of U.S. gold medal winning team at Los Angeles.

### CAROL MENKEN'S ACHIEVEMENTS

- Kodak All-American 1981
- Member of the U.S. World University Game team 1980
- Finalist for the Wade Trophy in 1979, 1980 and 1981
- Led the nation in scoring in 1981 with a 29.6 average
- Led the nation in field goal percentage in 1980 and 1981 (.750)
- Was the first player, man or woman, to score 2,000 career points at OSU
- Scored 30 or more points 36 times in her career at OSU
- Had 10 or more rebounds 65 times in her career at OSU
- Selected for player pool in 1984 Olympics and 1983 Pan-Am Games
- Has the 10 highest individual scoring games in OSU history
- Averaged 27.7 points during her three-year career
- Helped her team to a 60-21 record while at OSU
- Played in 1984 Olympic games for winning U.S. team
- Played Pro Basketball in Italy since 1981







## BASKETBALL HISTORY AT OSU

Women's basketball at Oregon State actually got its start before organized men's competition began. The first women's game was played in 1898; the first men's contest in 1901.

That game bore little resemblance to modern day basketball, however. The court was divided into three zones, each containing two players from the two teams. The divisions included areas for guards, centers and forwards. A center jump was held after every basket and no one was allowed to leave their zone.

Scores were low in that era — in 1914, for example, Oregon State beat Oregon by a 10-8 score.

By the 1930's, there was a change in philosophy in women's sports. Competition, per se, was discouraged. On the other hand, mass participation via class instruction and intramurals was encouraged. That philosophy prevailed until the early 1970's although women's basketball was organized as an extramural and club sport in the late 1950's.

No school in the Northwest was quite as successful as Oregon State University. Competing against clubs from other schools, Oregon State teams went undefeated from 1959 to 1966.

Basketball became an intercollegiate sport for women in 1972, when the newly organized women's athletic department started competition as a charter member of the Association for Intercollegiate Athletics for Women (AIAW). Teams competed in the Northwest College Women's Sports Association (NCWSA), Region 9 of the nine-division AIAW.

Accurate records, however, were not kept in women's basketball until the 1976-77 season, when Mary Covington coached the Beavers.

# Gill Coliseum: Making a Good, Old Arena Even Better

The 10,000-seat house that Slats Gill built is the house that Ralph Miller filled to the point of mandatory expansion.

Gill Coliseum, Home of the Beavers since the 1949-50 season, expanded 400 vital seats and a wholesale sprucing up in 1984 giving Oregon State one of the most ideal facilities for the viewing of college basketball.

New lighting, floor and wall coverings, additional, more comfortable seating and improvements in meeting rooms, concession stands and rest rooms were all part of the 1.6 million dollar project. No state funds were used for the renovation as all the money was raised through seat options and booster donations.

The site of the NCAA Western Regionals in 1952, 1953, 1954, 1955, 1956, 1957, 1964, 1967 and 1983 (nine times total) was named after the late Slats Gill, head basketball coach at Oregon State for 36 years (1929-1964) and later the school's athletic director. The building is perfectly suited for basketball. It is not a fieldhouse. There are no posts obstructing vantage points and 85% of the seating is along the sidelines.

The structure covers one and one-third acres. The peak of the coliseum is 83 feet above the floor; equivalent to a four-story building. The framework consists of 12 fabricated steel arches. In all, there are 1,000 tons of structural steel and 14,000 cubic yards (over 70,000 sacks of cement) of concrete in Gill Coliseum. In addition, more than 14,000 pumic blocks were used for partitions and finishing work.

Some of those blocks have been knocked out with the renovation enabling Gill Coliseum to accommodate approximately 10,400 fans now and host many more events with additional meeting rooms behind the new collapsible theater seats on the arena floor.

The largest crowd to witness a game at Gill Coliseum arrived in 1962 to watch Oregon State defeat rival Oregon, 82-66. 11,709 showed up that day, but fire marshall regulations prevent that figure from being surpassed unless additional expansion occurs.

The playing surface now in use is 10 years old and made of the best wood variety.

One of the few features of Gill Coliseum that has not been altered with the 1984 project is its imposing nature on Oregon State opponents. The Beavers are 321-141 in their 37 years in Gill Coliseum. In the 1980's, Ralph Miller's Orange Express is 76-17 that includes a string of 68 consecutive regular season sellouts.

OSU has seen only three head coaches in the past 57 seasons of basketball. The two with the longest tenures in the position, Slats Gill and Ralph Miller, have provided the Beavers with an excellent, and now contemporary, home court advantage.





# Oregon State University

**PRESIDENT:** Dr. John V. Byrne (Hamilton)  
**FACULTY ATHLETIC REPRESENTATIVE:** Dr. Robert J. Frank (St. John's - Minnesota)  
**LOCATION:** Corvallis (Population 42,500)  
**ENROLLMENT:** 16,000  
**WHEN ESTABLISHED:** 1868 as a land grant institution  
**COLORS:** Orange and white  
**NICKNAME:** Beavers  
**FOOTBALL:** Parker Stadium (40,593)  
**BASKETBALL:** Gill Coliseum (10,400)  
**BASEBALL:** Coleman Field (2,000)  
**TRACK:** Patrick Wayne Valley Field (4,000)  
**CONFERENCE:** Pacific-10

Oregon State University is Oregon's oldest state-supported institution of higher learning, dating back to October 27, 1868. It was established as one of the nation's Land Grant Colleges, receiving federal land grants to help launch its public education-service programs.

On September 7, 1971, OSU was designated as one of the nation's first four Sea Grant Colleges, charged to help advance man's wise and orderly use of ocean resources and to provide teaching and research programs related to marine sciences. The Oregon State University Marine Science Center at Newport has become OSU's important "Campus on the Coast." The 177-foot, all weather Wecoma and smaller research vessels operate from there in studying the ocean, estuaries and rivers.

From an initial graduating class of three in 1870, OSU has grown to the point that it now confers about 3,500 degrees each June. Student enrollment during the regular school year is about 16,000; summer term enrollment now nears 5,000.



The College of Science and the College of Liberal Arts are the largest academic units. The schools include Agriculture, Business, Education, Engineering, Forestry, and Veterinary Medicine. About one out of every six students on campus is enrolled in the Graduate school, working for a master's or doctor's degree. OSU is one of the only 35 U.S. universities offering ROTC military commission programs in all branches of the service.

Through its vast programs of teaching, research and its Extension Service, the University touches directly or indirectly the life of every Oregonian. National


leadership is provided in such fields as food science, forestry management-products-engineering, environmental sciences, entomology, science education, pharmacy and home economics. International aid is included. OSU is helping scores of other nations, for example, with weed control and wheat production.

Oregon State provides the research base for Oregon's two largest industries, forestry and agriculture. In addition to university research facilities and forests, a federal Forest Sciences Laboratory is located on campus. The Agricultural Experiment Station operates a number of branch stations throughout Oregon for work on specialized, regional problems. Coastal research units, in addition to the Marine Science Center, are the Seafoods Laboratory at Astoria and a fisheries culture station at Netarts Bay.


Water, key to the future, is getting special attention, including work in water resource management, water quality and re-use, pollution control, oceanography, fisheries and irrigation. One of the three major National Environmental Research Centers operated by the U.S. Environmental Protection Agency is located on campus, and considerable cooperative research is underway.

Important additions to the research and training facilities of the Northwest are the OSU Radiation Center, Computer Center, Environmental Health Sciences Center, Air Resources Center and the International Plant Center. Other research units include the Engineering Experiment Station, and the Genetics, Nutrition, Science, Water Resources and Nuclear Science and Engineering Research Institutes. The State Fish and Wildlife Commission's Research Division is headquartered at OSU.

Oregon State University is "extended" into every one of Oregon's 36 counties through the Extension Service. Extension agents in each county help interpret, adapt and disseminate research findings for practical use and assist in such programs as human and natural resources development. The 4-H Club program, which enrolls approximately 50,000 young Oregonians annually, is a part of the OSU Extension Service. The 4-H program is open to all Oregon youth, ages 9 to 19.







WELCOME TO  
OREGON STATE UNIVERSITY

# PACIFIC-10 CONFERENCE



The Pacific-10 Conference has long enjoyed the reputation of being the strongest and most competitive intercollegiate athletic conference in the country. The reputation is well deserved.

Indicative of the strength of the Conference is the fact that Pac-10 members have won 198 NCAA team championships, far and away more than any conference. Pac-10 teams have won at least four NCAA team titles 15 of the last 17 years, a feat unprecedented in intercollegiate athletics.

All told, 1987-88 was another great season for the Pacific-10 Conference. Pac-10 men's teams racked up six NCAA men's team titles, matching last year's total as the best in Conference history. No other conference had more than two team titles. The three national crowns won by UCLA and Stanford are also the most by any school in the nation this year. The Pac-10 also topped the country in men's individual national titles, coming away with 19. Stanford had the most of any school in the country, winning six individual crowns, and UCLA was next with four.

The 1986-87 season was the first for women's athletic competition in the Pacific-10 Conference, and the women lived up to the moniker "Conference of Champions." At the conclusion of the 1986-87 season, Pac-10 schools had won almost twice as many NCAA women's team titles than any other conference. Their 17 individual NCAA crowns in 1986-87 is also the nation's best figure, led by Stanford's eight titles, which was unsurpassed by any school in the country.

The Pacific-10 Conference officially became a reality July 1, 1978 with the formal admission of University of Arizona and Arizona State University into the Pac-8 Conference.

The Pacific-8 Conference was organized July 1, 1959 and was originally called the Athletic Association of Western Universities. The Conference adopted the name Pacific-8 Conference September 3, 1968.

Original 1959 conference membership consisted of University of California, University of Southern California, Stanford University, UCLA, and University of Washington. Washington State University became a member July 1, 1962, with the University of Oregon and Oregon State University joining July 1, 1964.

## NCAA TEAM TITLES WON — BY CONFERENCE

Men's		Women's	
1. PACIFIC-10 (6)	180	1. PACIFIC-10 (1)	18
2. Big Ten (1)	131	2. Southwest Athletic (3)	10
3. Big Eight (2)	84	3. Southeastern (4)	8
4. Ivy League (1)	64	4. Atlantic Coast (1)	7
5. Southwest Athletic (2)	35	5. Pacific Coast Athletic (2)	6

## NCAA TEAM TITLES WON — BY SCHOOL

Men's		Women's	
1. USC	63	1. Texas (2)	7
2. UCLA (3)	51	2. UCLA	6
3. Oklahoma State (1)	37	3. STANFORD (1)	5
4. STANFORD (3)	29	USC	5
5. Michigan	25	Utah	5
Yale	25		

(Number in parenthesis indicates number of 1987-88 championships.)

## CONFERENCE DIRECTORY

800 S. Broadway, Suite 400, Walnut Creek, CA 94596 (415) 932-4411

Commissioner: Thomas C. Hansen  
 Assoc. Commissioner: David Price  
 Asst. Commissioner: John McCassey  
 Asst. Commissioner: Cheryl Levick  
 Asst. to the Commissioner: Duane Lindberg  
 Asst. Commissioner, PR: Jim Muldoon  
 (415-381-5348)

Asst. PR Director: Mike Matthews (415)430-9931  
 Supervisor of Men's Basketball Officials: Frank McIntyre  
 Supervisor of Women's Basketball Officials: Ray Dal Poggetto  
 Supervisor of Football Officials: Verle Sorgen  
 Historian: Wiles Hallock  
 Secretaries: Ruth S. Maineri, Rhonda Blatz, Ruth Hekel



**1987-88  
OSU  
BEAVERS**



**LaCOLE BROOKS**  
Junior Forward



**MICHELE CHERRY**  
Freshman Guard



**DEBBIE DALLUGE**  
Senior Forward



**SHANNA DANIELS**  
Freshman Forward



**ANGELA ERNST**  
Freshman Forward



**CHELLE FLAMOE**  
Junior Guard



**YASMIN GRAY**  
Junior Forward



**DeRHONDA HAYNES**  
Junior Guard



**CYNTHIA JACKSON**  
Junior Guard




**SUE JOHNSTON**  
Junior Forward



**IZZY MARYNTSCHAK**  
Freshman Guard



**SUSIE MATTHEWS**  
Freshman Center



**TARA McLEAN**  
Senior Forward



**KARI PARRIOTT**  
Freshman Center



**MIREILLE SMITS**  
Freshman Center

## 1987-88 OREGON STATE WOMEN'S BASKETBALL SCHEDULE

DAY	DATE	OPPONENT	LOCATION	TIME
FRI.	NOV. 27	AUSTRALIAN NATIONAL TEAM	CORVALLIS	7:30 PM
SAT.	NOV. 28	PORTLAND	CORVALLIS	7:30 PM
*****				
Fri.	Dec. 4	Lady Aggie Classic OSU vs. SW Louisiana	College Station, TX	TBA
		Texas-San Antonio vs. Texas A&M		TBA
Sat.	Dec. 5	Lady Aggie Classic Finals		TBA
*****				
Mon.	Dec. 7	Colorado	Boulder, CO	6:30 PM
SAT.	DEC. 12	DARTMOUTH	CORVALLIS	5:15 PM
WED.	DEC. 16	TENNESSEE	CORVALLIS	7:30 PM
Sat.	Dec. 19	Utah	Salt Lake City, UT	6:30 PM
Mon.	Dec. 21	Brigham Young	Provo, UT	4:00 PM
WED.	DEC. 30	PORTLAND STATE	CORVALLIS	7:30 PM
SAT.	JAN. 2	IDAHO	CORVALLIS	7:30 PM
Thu.	Jan. 7	*UCLA	Los Angeles, CA	5:45 PM
Sat.	Jan. 9	*USC	Los Angeles, CA	7:30 PM
Fri.	Jan. 15	*Arizona State	Tempe, AZ	7:30 PM
Sat.	Jan. 16	*Arizona	Tucson, AZ	7:30 PM
FRI.	JAN. 22	*WASHINGTON STATE	CORVALLIS	7:30 PM
SAT.	JAN. 23	*WASHINGTON	CORVALLIS	7:30 PM
Fri.	Jan. 29	*California	Berkeley, CA	7:30 PM
Sat.	Jan. 30	*Stanford	Stanford, CA	7:30 PM
FRI.	FEB. 5	*USC	CORVALLIS	7:30 PM
SUN.	FEB. 7	*UCLA	CORVALLIS	1:00 PM
FRI.	FEB. 12	*ARIZONA	CORVALLIS	7:30 PM
SAT.	FEB. 13	*ARIZONA STATE	CORVALLIS	7:30 PM
Thu.	Feb. 18	*Washington	Seattle, WA	7:30 PM
Sat.	Feb. 20	*Washington State	Pullman, WA	7:30 PM
FRI.	FEB. 26	*STANFORD	CORVALLIS	7:30 PM
SAT.	FEB. 27	*CALIFORNIA	CORVALLIS	7:30 PM
Fri.	Mar. 4	*Oregon	Eugene, OR	7:30 PM
FRI.	MAR. 11	*OREGON	CORVALLIS	7:30 PM

All times are Pacific and are subject to change

\*-Indicates Pacific-10 Conference Game