

OREGON STATE BASKETBALL

92-93



Sonjhia Fleming

Missy Smith

1992 Pac-10 All-Academic Team

1992-93 SCHEDULE



OREGON STATE WOMEN'S BASKETBALL SCHEDULE

DATE	OPPONENT	SITE	TIME
Nov. 16	#AUSTRALIA INSTITUTE OF SPORT	CORVALLIS, OR	7:00 P.M.
Dec. 2	University of Portland	Portland, OR	7:30 p.m.
Dec. 4-5	Michigan State Tournament	East Lansing, MI	
Dec. 4	Oregon State vs. Boston College		6:00 p.m.
	Michigan State vs. Iowa State		8:00 p.m.
Dec. 5	Consolation/Championship games		TBA
Dec. 10	BRIGHAM YOUNG UNIVERSITY	CORVALLIS, OR	7:00 P.M.
Dec. 12-13	Hawaii Wahine Classic	Honolulu, HI	
Dec. 12	Oregon State vs. Hawaii		6:00 p.m.
	Georgia vs. Santa Clara		8:00 p.m.
Dec. 13	Consolation/Championship games		6/8:00 p.m.
Dec. 16	Pepperdine	Malibu, CA	8:00 p.m.
Dec. 17	San Diego State	San Diego, CA	7:30 p.m.
Dec. 19	Long Beach State	Long Beach, CA	7:30 p.m.
Jan. 2	#PORTLAND SAINTS	CORVALLIS, OR	8:00 P.M.
Jan. 7	*STANFORD	CORVALLIS, OR	7:00 P.M.
Jan. 9	*CALIFORNIA	CORVALLIS, OR	7:00 P.M.
Jan. 14	*USC	Los Angeles, CA	7:30 p.m.
Jan. 16	*UCLA	Los Angeles, CA	7:00 p.m.
Jan. 21	*WASHINGTON	CORVALLIS, OR	7:00 P.M.
Jan. 23	*WASHINGTON STATE	CORVALLIS, OR	7:00 P.M.
Jan. 28	*Arizona State	Tempe, AZ	7:00 p.m.
Jan. 30	*Arizona	Tucson, AZ	7:00 p.m.
Feb. 5	*Oregon	Eugene, OR	7:00 p.m.
Feb. 11	*UCLA	CORVALLIS, OR	7:00 P.M.
Feb. 13	*USC	CORVALLIS, OR	7:00 P.M.
Feb. 18	*Washington State	Pullman, WA	7:00 p.m.
Feb. 20	*Washington	Seattle, WA	7:30 p.m.
Feb. 25	*ARIZONA	CORVALLIS, OR	7:00 P.M.
Feb. 27	*ARIZONA STATE	CORVALLIS, OR	7:00 P.M.
Mar. 5	*OREGON	CORVALLIS, OR	7:00 P.M.
Mar. 11	*California	Berkeley, CA	7:30 p.m.
Mar. 13	*Stanford	Stanford, CA	7:30 p.m.

Exhibition game. All home games in caps. *Pac-10 Conference games.

ATHLETIC PERSONNEL



Athletic Department Office Numbers

Athletic Department	Area Code 503/737-2547
Ticket Office	737-4455
	(Oregon Only) 1-800-GO-BEAVS
Sports Information Office	737-3720
Beaver Club Office.....	737-2370
Portland Beaver Club Office	725-3320

Oregon State Press Phones

Basketball - Gill Coliseum Press Row	737-3720
Football - Parker Stadium Press Box	737-2410 & 737-2795
Baseball - Coleman Field Press Box	737-2328
Crew - OSU Willamette River Crewhouse	753-8547

Women's Basketball Staff.....(Office - 737-2800)

	OFFICE	HOME
Head Coach - Aki Hill	737-7481	753-0382
Assistant - Michael Abraham	737-7482	757-0406
Assistant - Danny Evans	737-7483	753-5643

Sports Information.....(Office - 737-3720)

	OFFICE	HOME
Asst. Athletic Director/SID - Hal Cowan	737-3720	757-1446
Assistant SID - Becky Yahn (WBB)	737-3720	757-0666
Assistant SID - Steve Fenk	737-3720	754-9489
Secretary - Shelley Curran	737-3720	745-5915
Student Assistants: Nick Todorovich, Jason Quick, Brooke Harter, Doug Binder, Kari Hellbusch, Greg Cowan, Jeff Schloss		
SPORTS INFORMATION FAX	737-3072	
SPORTS INFORMATION HOTLINE	737-2000	

Athletic Administration.....(Office - 737-2547)

	OFFICE	HOME
Athletic Director - Dutch Baughman	737-2547	754-6757
Associate Director - Patti Drapela.....	737-2547	753-4080
Associate Director - Bob Herndon	737-2547	754-7983
Associate Director - Scott Spiegelberg	737-2370	754-8152
Associate Director - Mike Corwin.....	737-2547	758-5500
Assistant Director - Kimberly Reed	737-2370	757-1425
Assistant Director - David Endres.....	725-3321	293-1382
A.D. Secretary - Lynda Wolfenbarger	737-2547	929-3633
Special Administrative Asst. - Jack Davis	737-2547	753-2906
Special Administrative Asst. - Paul Valenti.....	737-2547	753-3731
Broadcast Operations - Darrell Aune	737-3720	N/A
Business Manager - Leroy Hammon	737-2785	752-7513
Accountant - Betty Cochran.....	737-2785	258-8653
Travel Clerk - Sandy Johnson.....	737-2785	753-2865
Compliance Coordinator - Michael Beachley.....	737-2055	753-7545
Asst. Business Manager - Greg Goracke	737-3577/2136	757-2572
Event Manager - Del Kerber.....	737-2547	757-8953
Student Services - Mary Alice Stander.....	737-7495	753-2027
Asst. Student Services - Marianne Vydra.....	737-7496	745-7361
Ticket Manager - Elaine Van Vleet.....	737-4455	752-3809
Head Trainer - Mike Sandago	737-4118/3578	753-1503
Asst. Trainer - Wendy Benage.....	737-2139	753-1514
Team Doctor - Dr. Richard Cronk	(Office) 757-9021	
Video Operations - Charlie Halbrook	737-2874	754-1408

Promotions

	Office	Home
Promotions/Marketing Director - Kim Reed...	737-2370	757-1425
Asst. Marketing Director - Carol Blazeovich	737-2370	757-0666
Marketing/Promotions Asst. - Tami Giorgi	737-2370	758-7138

BEAVER CLUB

	OFFICE	HOME
Beaver Club Director - Scott Spiegelberg.....	737-2370	754-8152
Asst. Director - David Endres.....	725-3321	293-1382
Asst. Director - Jon Weaver	725-3321	246-3804
Special Asst. - Dee Andros.....	737-2370	753-5886
Administrative Asst. - Martina Armstrong.....	737-2370	344-4385
Secretary - Fran Halsey	737-2370	259-3131

COACHING STAFF

	OFFICE	HOME
Baseball - Jack Riley	737-2825	757-0523
Assistant - Kurt Kemp.....	737-2825	757-8593
Men's Basketball - Jim Anderson	737-2076	757-8439
Assistant - Larry Harris.....	737-2076	N/A
Assistant - Andy McClouskey.....	737-2076	451-3336
Part-Time Assistant - Rich Wold	737-2076	N/A
Secretary - Anne Harper	737-2076	757-7767
Crew (Men & Women) - Dave Emigh	737-2820	753-0956
Assistant - Roger Payne.....	737-2820	752-2387
Football - Jerry Pettibone	737-2614	N/A
Assistants:		
Mike Summers.....	737-2614	
Dan Ferrigno	737-2614	
Brady Hoke	737-2614	
Robert Jackson.....	737-2614	
Osia Lewis.....	737-2614	
Rocky Long.....	737-2614	
Jay Schaake	737-2614	
Todd Spencer	737-2614	
Dan Marlow	737-2614	
Recruiting Coordinator - Peter Shinnick.....	737-7467	753-1116
Strength Coach - Rob Oviatt.....	737-3579	753-2838
Asst. Strength Coach - Tom Emmons	737-2119	754-2515
Golf (Men) Steve Altman	737-7494	754-5122
Golf (Women) Rise Lakowske.....	737-6161	758-4240
Gymnastics - Jim Turpin	737-2823	752-0132
Assistant - Dick Foxal	737-2823	752-5912
Soccer (Men) - James Conway	737-3081	292-6428
Soccer (Women) - Tom Rowney	737-3081	642-7356
Softball - Vicki Dugan	737-2789	754-9104
Swimming (Women) - Julie Saunders.....	737-7492	753-4521
Wrestling - Joe Wells	737-3252	753-2668
Assistant - Randy Couture	737-3252	754-5453
Volleyball - David Gantt.....	737-7491	752-7160
Assistant - Jerry Wagner.....	737-7490	N/A

1992-93 ROSTER



1992-93 OREGON STATE WOMEN'S BASKETBALL ROSTER

NO.	NAME	POS	HGT	BIRTHDATE	YR	EX	HOMETOWN (HIGH SCHOOL-JC)
3	Missy Smith	G	5-10	4-17-70	SR*	1V	Forest Grove, OR, (Forest Grove)
4	Anette Mollerstrom	G	5-11	4-18-71	FR	HS	Malmo, Sweden
10	Tanja Kostic	F	6-2	11-20-72	FR	HS	Solna, Sweden
12	Lisa Harings	G	5-7	6-17-74	FR	HS	Tualatin, OR (Tigard)
14	Leah McMahan	G	5-7	6-10-74	FR	HS	Eugene, OR (Marist)
15	Sonjhia Fleming	F	6-1	9-25-71	SR	3V	Oakland, CA (Fremont)
20	Rhonda Hrobowski	G	5-10	8-14-73	SO	1V	Dallas, TX, (North Mesquite)
21	Kim McGrew	F	6-2	12-19-72	FR*	RS	Dallas, TX (W.T. White)
23	Anjanette Dionne	G	5-8	5-22-74	FR	HS	Brownsville, OR, (Central Linn)
24	Marlo Cormier	G	5-8	2-13-71	SR	3V	Newbury Park, CA, (Newbury Park)
32	Nicole Crawford	C	6-3	6-18-74	FR	HS	Flint, MI (Central)
35	Amy Ellis	G/F	5-10	10-15-72	SO	1V	Texhoma, OK (Texhoma)
44	Angela Allen	F	6-0	3-30-71	JR*	2V	Wynnewood, OK (Wynnewood)
55	Allegra Green	F	6-3	5-21-73	SO	HS	Portland, OR (Benson Tech)

RS-Redshirt *Has used redshirt year. HS-High School. TR-JC or 4-year transfer.

HEAD COACH: Aki Hill ASSISTANT COACHES: Michael Abraham, Danny Evans
 MANAGER: Carla Gildner TRAINER: David Lew

Letterwinners Returning (6)

Name	Pos	Ht.	Yr.	PPG	RPG
Missy Smith	G	5-10"	SR	7.2	1.4
Sonjhia Fleming	F	6-1"	SR	11.7	7.3
Marlo Cormier	G	5-8"	SR	0.0	0.3
Angela Allen	F	6-0"	JR	5.5	3.5
Rhonda Hrobowski	G	5-10"	SO	1.1	1.0
Amy Ellis	G/F	5-10"	SO	0.0	0.0

Letterwinners Lost (4)

Name	Pos.	Ht.	Exp.	PPG	RPG
Margo Evashevski	G	5-7"	3V	10.9	4.3
Judy Shannon	F	6-2"	2V	21.4	9.5
Vicky Jones	G	5-6"	2V	6.9	2.4
Kim Barfield	F	5-11"	1V	1.4	1.1

Newcomers (8)

Name	Pos.	Ht.	Yr.	Hometown (School)
Kim McGrew	F	6-2"	FR-RS	Dallas, TX (W.T. White)
Allegra Green	F	6-3"	SO	Portland, OR (Benson Tech)
Anjanette Dionne	G	5-8"	FR	Brownsville, OR (Central Linn)
Nicole Crawford	C	6-3"	FR	Flint, MI (Central)
Anette Mollerstrom	G	5-11"	FR	Malmo, Sweden
Tanja Kostic	F	6-2"	FR	Solna, Sweden
Lisa Harings	G	5-7"	FR	Tualatin, OR (Tigard)
Leah McMahan	G	5-7"	FR	Eugene, OR (Marist)

COACH AKI HILL



COACH AKI HILL



Oregon State head coach Aki Hill enters her 15th year at the helm of the Beavers. The Japanese native has posted a 221-175 overall record, including nine winning seasons and six post-season appearances.

Hill guided the Beavers to back-to-back berths in the NCAA Tournament, in 1983 and 1984. She has led Oregon State to 20 or more wins in five of the last 14 seasons, and has coached an All-America center, guard and forward during her tenure at OSU.

The 52-year-old Hill is regarded as one of the best women's basketball coaches in the country and has a style unique among collegiate women's teams. Her halfcourt press defense is an Oregon State tradition as is the Beavers' 40 minutes of full-court pressure.

Hatsue Aki Hill is a native of Japan, born July 7, 1940 in Tsugawa, Niigata. She trained under some of basketball's most noteworthy authorities, including the legendary UCLA coach John Wooden. Other mentors of Hill include Tatsuo Hata, a leading Japanese authority on basketball; Hall of Famer Pete Newell; and Stu Inman, former General Manager for the Portland Trail Blazers.

Hill has spent the past 31 years playing, studying and coaching basketball. Her U.S. coaching career began in 1976 when she was an assistant at Foothill Community College and Santa Clara University in California.

In 1970, Hill became the first and only woman coach in Japan's 75-team AAU organization. She coached the Tokyo Marine Insurance teams, guiding one to a second place national finish during her final season.

In 1972, Hill took a leave of absence from coaching to study in a special program under Wooden at UCLA. She is one of the few women, or Japanese, coaches to have such an extensive background of training in the United States.

As a player, Hill competed for three years in high school basketball, then seven years on an AAU first division team in Japan. She was a starting guard for the Tokyo Marine Company, the same team she later coached. Her team won the national championship in 1965.


Hill has been nominated for national Coach-of-the-Year honors four times in her 14 years at Oregon State. She has to her credit a pair of National Women's Basketball League crowns and a NorPac championship.

For the past 11 years, Hill has directed the Aki Hill Basketball Camp for girls, on the OSU campus.

AKI HILL YEAR-BY-YEAR

Year	Overall			Conference		
	W	L	Pct.	W	L	Pct.
1978-79	15	7	.682	3	10	.231 (NWBL)
1979-80	23	8	.742	11	2	.846 (NWBL)
1980-81	22	8	.733	9	2	.818 (NWBL)
1981-82	20	8	.714	2	2	.500 (NWBL)
1982-83	24	6	.800	11	1	.917 (1st/NorPac)
1983-84	21	8	.724	9	3	.750 (2nd/NorPac)
1984-85	19	10	.655	8	3	.727 (2nd/NorPac)
1985-86	7	21	.250	2	10	.167 (6th/NorPac)
1986-87	17	11	.607	8	10	.444 (T6th/Pac-10)
1987-88	10	18	.357	5	13	.278 (T8th/Pac-10)
1988-89	13	15	.464	7	11	.389 (7th/Pac-10)
1989-90	5	26	.161	1	17	.056 (10th/Pac-10)
1990-91	17	11	.607	9	9	.500 (6th/Pac-10)
1991-92	8	20	.286	3	15	.167 (T9th Pac-10)
Totals	221	175	.558	88	108	.449 (14 Years)

ASSISTANT COACHES



MICHAEL ABRAHAM
(Portland State '84)


Michael Abraham is in his third season as an assistant coach for the Beavers. He serves as the team's recruiting coordinator and works directly with coach Hill in the planning of team strategy. Abraham came to Corvallis from Long Beach State where he spent six years as an assistant coach of the 49er women's basketball team.

As recruiting coordinator at Long Beach State, Abraham was responsible for the signing of several All-American athletes. Long Beach State was among the nation's Top-10 teams each of the six seasons, including a No. 2 AP Poll ranking in 1989. Twice they advanced to the NCAA Final Four. In Abraham's six years as an assistant at Long Beach, his teams combined for a 147-21 overall record.

Prior to his assistant coaching position at Long Beach State, Abraham was the head coach at St. Mary's Academy in Portland, Oregon from 1978-84. Abraham guided his team to the State 3A championship in 1984 with a 23-0 overall record. St. Mary's Academy boasted a record of 81-13 overall and 51-1 in league play with Abraham at the helm.

Abraham, a native of Portland, has also worked several basketball camps and clinics over the years, including the Jack Ramsay Basketball Camp, the Long Beach State 49er Basketball Camp and OSU Aki Hill Basketball Camp. He formed the Blues Basketball Clinic in Portland which he directed from 1979-84. Abraham also served as head coach of the Nike-Portland Tanners AAU squad and the Oregon Basketball Congress Invitational All-Stars, in 1984.

Abraham, 33, graduated from Portland State in 1984 with a bachelor of arts degree in English.



DANNY EVANS
(Oregon State '88)


Danny Evans, former Oregon State basketball standout, began his third season as assistant of the OSU women's team. Evans joined the Beavers' coaching staff after spending five years playing professional basketball overseas.

In addition to his recruiting duties, Evans works with the team's post players and is involved in all the team's promotional activities. In his five years abroad, Evans played for four different pro teams. Most recently, he played for KFUM Uppsala, a pro team in Sweden from 1989-90. In 1988, he was a member of Basket Everux in France and from 1985 to '86 he played in Belgium for R.U.S. Mariemborg. He began his pro career in 1986 when he played one year for Vaxjo Basket in Sweden.

Evans was a member of the Oregon State basketball team from 1980-83. He averaged 8.2 points and 2.0 rebounds per game in his career including a career best 11.3 point average as a sophomore. In his four seasons at OSU, the Beavers made three trips to the NCAA Tournament. Oregon State advanced to the final eight in 1982 before losing to Georgetown.

Besides his playing experience, Evans has also spent some time in the coaching ranks. He coached the Vaxjo Basket women's team in Sweden and Bryant Junior High School's boys' team in 1987.

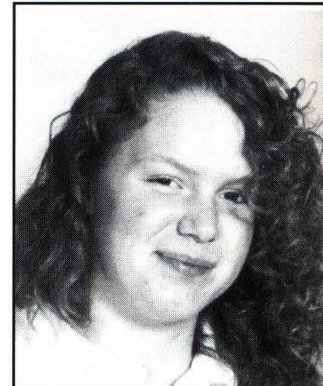
Evans, 31, graduated from Oregon State in 1988 with a degree in graphic design. He and his wife, Sheila, have two sons, seven-year-old Desmond and Danny Jr. (3).



David Lew
Trainer




Wendy McCallum
Student Trainder



Carla Gildner
Manager

1992-93 OUTLOOK



To predict what's ahead for the Oregon State women's basketball team in 1992-93 may be next to impossible since only a handful of experienced players return to the court.

The Beavers, under 14-year head coach Aki Hill, return just six letterwinners to the line-up, including a mere four upperclassmen. Of the 14 players making up this season's roster, eight are playing their first year of college ball.

"The majority of our players are new but not necessarily without experience," commented Coach Hill. "We have two players (freshmen Tanja Kostic and Anette Mollerstrom) who have a good deal of club experience on the international level. They are further along than a true freshman coming out of a high school program."

Kostic and Mollerstrom headline the newcomers for the Beavers. Both are natives of Sweden and have had extensive experience in club ball. Kostic, a 6-2" forward out of Solna, Sweden, was a member of both the Swedish National and Junior National Team. This past season, she averaged 21.2 points and 11.1 rebounds for her squad. Mollerstrom is a 5-11" guard out of Malmo, Sweden and was a member of the 1990 Swedish Junior National Team. A knee injury kept her from the Swedish National Team tryouts. Mollerstrom will compete for the two-guard and small forward positions in the OSU line-up.

"Tanja and Anette give us a big boost at the forward position," said Hill. "With the experience they've had on the international level, I'm expecting both to come in and make an immediate impact."

In addition to the Sweden newcomers, the Beavers have two forwards who signed in 1990-91 but missed this past season. Kim McGrew, a 6-2" freshman out of Dallas, Texas, was forced to redshirt due to a knee injury, and 6-3" sophomore Allegra Green, from nearby Portland, was not academically eligible. Both should make immediate contributions to the Beaver program.

"With the players we have returning and the new athletes coming in, we should be solid at the forward position," said Hill. "We'll have the depth we've been looking for."

OSU's two returning starters, 6-1" senior Sonjhia Fleming and 6-0" junior Angela Allen, also play the forward/center positions. Fleming, a three-year letterwinner at OSU, was the Beavers' second leading scorer and rebounder in 1991-92. Fleming averaged 11.7 points and 7.3 rebounds per game, to rank ninth among Pacific-10 Conference rebounders.

Allen, a third-year player out of Wynnewood, Oklahoma, took over starting center duties midway through last season. This past summer, she was a member of the Pac-10 All-Star Team that traveled to Belgium and France.

The Beavers appear to have experience and potential at the forward and center positions but are a bit thin at the guard position.

"The point guard position is our most crucial spot right now," said Hill. "We're looking at two freshmen and a sophomore to compete for starting point guard."

The Beavers are looking to fill the void of three-year starting point guard Margo Evashevski. A member of OSU's golf team, Evashevski elected not to return for her final season of basketball so she could concentrate on golf. She was the team's assist leader in 1991-92 with 4.6 per game and ranked second among steal leaders, as well as third in scoring.

OSU coaches are looking to freshman Anjanette Dionne to take over the point guard duties. Dionne, 5-8", averaged 23 points and eight assists in her senior season at Central Linn High School in Halsey, Oregon. A STREET & SMITH Magazine All-American, Dionne lettered the three previous seasons at Hart High School in Newhall, California.

Dionne will share point guard duties with Rhonda Hrobowski and freshman walk-on Lisa Harings. Hrobowski, a 5-10" sophomore from Dallas, Texas, saw limited action in her freshman season, averaging 1.1 points and 1.0 rebounds a game.

At the two-guard position, senior Missy Smith returns for her second season at OSU. Smith, a 5-10" transfer from Gonzaga University, led the Beavers in three-point field goal shooting last season. She tallied 27 three-pointers and

ranked fourth among OSU scorers with a 7.2 average.

In terms of both scoring and rebounding, the Beavers will definitely feel the effects of graduating forward Judy Shannon. Shannon, an all-conference selection each of her two seasons at OSU, led the Beavers in scoring, rebounding and blocked shots both years. Last season, she averaged 21.4 points, 9.5 boards and 1.6 blocked shots a game for the Beavers.

"Judy's shooting and scoring abilities made us a much more one-dimensional team," said Hill. "This team is much more balanced. It's a whole different chemistry than what we've had the last couple of years."


The Beavers open the regular season at the University of Portland, December 2. From there, they travel to East Lansing, Michigan to take part in the Michigan State Tournament and then to Hawaii for the University of Hawaii Wahine Classic.

"We face some very tough teams at both tournaments," said Hill. "After that, we play Pepperdine, Long Beach State and San Diego State on the road. Our nonconference schedule should definitely help us prepare for the Pac-10 season."

The Pac-10 is expected to be stronger than ever, with defending national champion Stanford as the league favorite.

"Once again, the conference is very balanced," commented Hill. "Most of the teams have several key players returning and there are no weak teams in this league."

"Having so many young players this season will work in our favor for the future," said Hill. "These players will be gaining experience that they normally may have to wait a couple years down the road to get. That's something we're going to continue to build on."




OSU Celebrates a win over national powerhouse Stanford.

BEAVER PROFILES



BEAVER PROFILES



SONJHIA FLEMING

6-1" * Sr. * Forward * Oakland, Calif.

OREGON STATE

1991-92 (Junior): One of two returning starters for the Beavers in 1992-93...second leading scorer and rebounder as a junior with 11.7 points and 7.3 boards per game...boasted a 47.5 field goal percentage (123-259)...ranked ninth among top 10 rebounders in the Pac-10 Conference...in league play, also ranked second in both scoring and rebounding (12.0 ppg, 6.8 rpg)...scored in double figures 15 games, including a season high 23 points versus UCLA...best rebounding game was 13 boards, in the season opener at San Francisco...Pac-10 Academic All-Conference selection, with a 3.04 GPA in business.

1990-91 (Sophomore): Starting forward in 27 games...ranked third among team leaders in both scoring (8.7) and rebounding (7.2)...scored in double figures 15 times, including a season high 23 points versus California...also reached double figure digits in rebounding on seven occasions with a high of 15 against both Portland State and Loyola-Chicago.

1989-90 (Freshman): Saw action in 30 games as a rookie, including 17 starts at forward...OSU's second leading scorer with 10.2 points per game...second in Pac-10 play as well with an 11.8 average...leading rebounder for the Beavers with 6.2 per game...averaged 6.8 boards in conference play...ranked among the top ten rebounders in the Pac-10...high rebounder in 14 games for OSU...high scorer in eight games...scored season high 26 points versus Arizona...rebounding high of 13 boards came against Toledo...member of the Pac-10 All-Star team that traveled to West Germany, the summer of 1990.

FREMONT HIGH SCHOOL: A three-year letterwinner in basketball...played forward for Coach Lola Smith...led Fremont to a 26-4 overall record her senior year...averaged 19 points and 4 blocked shots a game as a senior...earned Oakland Athletic League Player of the Year honors...selected first-team all-city and all-state honorable mention...led Fremont to the Northern California championship both her junior and senior seasons...team captain her senior season...Fremont posted records of 26-4, 31-0 and 26-4 during her three seasons...top performances as a prep were 34 points, 17 rebounds, 4 blocked shots, 7 steals and 3 assists.

PERSONAL: Born Sept. 25, 1971 in Jackson, Mississippi...daughter of Linda Brown and Dennis Fleming...has a brother, Farris, and a sister, Thimikia...entered OSU with a 3.6 G.P.A....majoring in business...cousin, Ricky Brown, played basketball for Mississippi State and in the NBA for the Atlanta Hawks and the Golden State Warriors...enjoys singing and bowling.

OSU CAREER HIGHS:

- Points: 26 - 3/1/90 vs. Arizona
- Field Goals: 13 - 3/1/90 vs. Arizona
- Free Throws: 9 - 12/15/91 at Houston
- Assists: 4 - 3/7/91 vs. California
- Rebounds: 13 - 12/25/89 vs. Toledo
13 - 11/23/91 at San Franc.
- Steals: 5 - 1/25/92 at Arizona

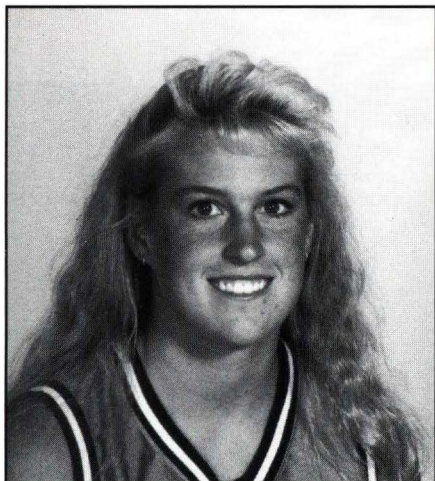
CAREER STATISTICS

YEAR	G	FG-FGA	PCT.	FT-FTA	PCT.	REB-AVG.	PT -AVG.	AST	STL	TO
1990	30	129-265	.563	49- 87	.563	186-6.2	307 -10.2	23	43	89
1991	27	96-239	.402	44- 88	.500	195-7.2	236 - 8.7	38	42	78
1992	27	123-259	.475	69-113	.611	197-7.3	315 -11.7	30	9	98
90-92	84	348-763	.456	162-288	.563	578-6.9	858 -10.2	91	124	265

BEAVER PROFILES



BEAVER PROFILES



MARLO CORMIER

5-8" * Sr. * Guard * Newbury Park, Calif.

OREGON STATE

1991-92 (Junior): In her third season at OSU, played a total of four games...all four games were Pac-10 contests...had a career high 2 steals at Stanford.

1990-91 (Sophomore): Saw limited action at the guard position, playing in a total of nine games...averaged 2.3 points and 2.1 rebounds...scored a career high six points versus Eastern Washington and a career best four rebounds at Montana State and Portland State.

1989-90 (Freshman): As a rookie, saw action in 12 games at the guard position...played in five Pac-10 contests...scored her first bucket as a collegiate player, versus Northwestern.

NEWBURY PARK HIGH SCHOOL: Lettered three years in basketball, starting each season...also earned three letters in volleyball and two in track and field as a long jumper...a first-team All-CIF selection as a senior...a three-time All-Marmonte League recipient...MVP of the league as a junior and co-MVP her senior season...named to the Los Angeles Times All-Star team following her junior season...as a senior, averaged 19.0 points a game with a school record game high 35 points...averaged five rebounds and three assists per game...the first player in Newbury Park history to score over 1,000 career points...an all-conference selection in volleyball as a junior.

PERSONAL: Born February 13, 1971 in Austin, Texas...daughter of Margo and Jay Cormier...entered Oregon State with a perfect 4.0 GPA...majoring in business at OSU...one of 10 finalists for the California Female Scholar Athlete of the Year award...has one brother, Jayson...father played football at Texas in 1969...hobbies include water skiing, golf and volleyball.

24

OSU CAREER HIGHS:

Points: 6 - 12/30/90 vs. Eastern Washington
 Field Goals: 3 - 12/30/90 vs. Eastern Washington
 Free Throws: 1 - 12/20/90 at Montana State
 Assists: 3 - 12/12/90 vs. Portland State
 Rebounds: 4 - 12/12/90 vs. Portland State
 Steals: 2 - 3/7/92 at Stanford

CAREER STATISTICS

YEAR	G	FG-FGA	PCT.	FT-FTA	PCT.	REB-AVG.	PT-AVG.	AST	STL	TO
1990	12	1- 4	.250	0- 1	.000	2-0.2	2 - 0.2	2	0	2
1991	9	10- 31	.323	1- 2	.500	19-2.1	21 - 2.3	7	3	10
1992	4	0- 7	.000	0- 0	.000	1-0.3	0 - 0.0	3	3	1
90-92	25	11- 41	.268	1- 3	.333	22-0.8	23 - 0.9	12	6	13

BEAVER PROFILES



BEAVER PROFILES



MISSY SMITH

5-10" * Sr. * G * Forest Grove, Ore.

OREGON STATE

1991-92 (Junior): In her first season at OSU, saw action in 27 games, including three as starting guard...the Beavers' top three-point field goal shooter with 27 for the season....ranked fourth among OSU scoring leaders with 7.2 points per game...scored her season best of 18 points, on three occasions (versus UC-Santa Barbara, Arizona and Stanford)...best game of the season from three-point range was against Oregon where she hit four shots...a Pac-10 Academic All-Conference selection (honorable mention), with a 3.14 GPA in health and human performance....after transferring from Gonzaga, was team manager for the Beavers the 1990-91 season....also a member of the Oregon State softball team in 1992.

GONZAGA

1989-90 (Sophomore): In her sophomore season at Gonzaga, averaged 9.9 points and 3.3 rebounds in 24 games of action....a starter in 21 contests...an excellent outside shooter, tallied 26 field goals from three point land....scored in double figures 10 times including a career high 31 versus Portland...ranked second among Gonzaga leaders in scoring...missed three games due to back problems.

1988-89 (Freshman): Named to the West Coast Conference All-Freshmen Team as a rookie...started in 21 of 28 contests....averaged 9.4 points, 2.2 rebounds and 2.4 assists...scored a season high 28 points versus Lewis-Clark State College....scored in double figures 12 times, seven in West Coast Conference play.

FOREST GROVE HIGH SCHOOL: Lettered four seasons as a guard at Forest Grove High under Coach Don Adams...averaged 15.8 points and 10.0 rebounds as a senior and was the team's assist leader with 5.8 per game...named MVP of the Oregon Metro vs. State All-Star Series....Forest Grove advanced to the state playoffs both her junior and senior seasons...played on three Basketball Congress Invitational teams during the summers of 1986-88....also lettered in softball three years.

PERSONAL: Born April 17, 1970 in Forest Grove, Oregon...daughter of Jerry and Barbara Smith...father played football at New Mexico State...has two brothers, Jeremy and Brady...a health and human performance major at OSU...graduated from high school with a 3.50 g.p.a....enjoys horseback riding and playing softball.


OSU CAREER HIGHS:

Points:	18 - 11/29/91 vs. Cal-Santa Barbara
	18 - 2/20/92 vs. Arizona
	18 - 3/7/92 at Stanford
Field Goals:	8 - 11/29/91 vs. Cal-Santa Barbara
	8 - 2/20/92 vs. Arizona
Free Throws:	5 - 3/7/92 at Stanford
Assists:	3 - Three times in 91-92 season
Rebounds:	6 - 11/24/91 at Sacramento State
Steals:	5 - 1/31/92 vs. Oregon

CAREER STATISTICS

YEAR	G	FG-FGA	PCT.	FT-FTA	PCT.	REB-AVG.	PT -AVG.	3P-3PA	PCT
1989	28	102-258	.395	20- 49	.408	62-2.2	264 - 9.4	20- 49	.408
1990	24	86-272	.316	26- 91	.286	80-3.3	237 - 9.9	26- 91	.286
1992	27	70-200	.350	27- 36	.750	39-1.4	194 - 7.2	27- 90	.300
TOTAL	79	258-730	.353	73-176	.415	181-2.3	695 - 8.8	73-230	.317

BEAVER PROFILES



ANGELA ALLEN

6-0" * Jr. * Forward/Center * Wynnewood, Oklahoma

OREGON STATE

1991-92 (Sophomore): One of the Beavers' most improved players...played in all 28 contests, including 15 as a starter....averaged 5.5 points and 3.5 rebounds a game...started all but three Pac-10 games...grabbed a career high 10 rebounds versus Washington State...selected to play on the Pac-10 All-Star team which traveled to Belgium and France during the summer...the Pac-10 team won five of six games on the European tour...averaged 2.5 points and 2.8 rebounds, with a game high six points, on the tour.

1990-91 (Freshman): Came on strong the second half of her freshman season...saw action in a total of 22 games...averaged 3.1 points and 1.8 rebounds an outing...had her best game of the season versus Arizona in Tucson with 15 points and eight rebounds...also scored in double figures against Arizona in Corvallis, with 10.

WYNNEWOOD HIGH SCHOOL: Lettered four seasons at Wynnewood High School...played forward for Coach David Ward...a first-team all-state selection as a senior...MVP of the Arbuckle Conference that same season...named All-Tournament at every tourney Wynnewood played in...played in a six-on-six league...a Super Six conference selection...averaged 34 points and eight rebounds a game as a senior and 31.2 points and six boards as a junior.

PERSONAL: Born March 30, 1971 in Pauls Valley, Oklahoma...daughter of Tolly and Lucy Allen...undeclared major at OSU...has one sister, Jennifer ...graduated from high school with a 3.0 GPA...enjoys track.

44


OSU CAREER HIGHS:

Points: 15 - 2/28/91 at Arizona
 Field Goals: 5 - 2/28/91 at Arizona
 5 - 2/6/92 vs. Stanford
 5 - 2/8/92 vs. California
 Free Throws: 8 - 2/2/91 vs. Arizona
 Assists: 2 - Four times in 1991-92 season
 Rebounds: 10 - 1/18/92 vs. Wash. State
 Steals: 3 - 1/18/92 vs. Wash. State
 3 - 2/13/92 at Washi. State

CAREER STATISTICS

YEAR	G	FG-FGA	PCT.	FT-FTA	PCT.	REB-AVG.	PT -AVG.	AST	STL	TO
1991	22	24- 49	.490	20- 31	.645	40-1.8	68 - 3.1	2	7	19
1992	28	60-154	.390	33- 50	.660	99-3.5	153 - 5.5	19	17	46
91-92	50	84-203	.414	53- 81	.654	139-2.8	221 - 4.4	21	24	65

BEAVER PROFILES



AMY ELLIS

5-10" * Jr. * G/F * Texhoma, Oklahoma

OREGON STATE

1991-92 (Sophomore): Did not see action her sophomore season.

1990-91 (Freshman): At both the guard and forward positions, played in nine contests, an average of just under three minutes of action...scored a season high three points at Loyola-Chicago and a best of two rebounds versus Idaho State.

TEXHOMA HIGH SCHOOL: Lettered four seasons at the forward position for Coach Holly Hansen...named conference MVP three years in a row...earned first-team all-state honors...named an Enid-Shrine All-Star as well...helped Texhoma to a 19-6 record her senior season...state leader at the free throw line with a 92 percent effort...also lettered in track three seasons as a long jumper and relay runner.

OSU STATISTICS

YEAR	G	FG-FGA	PCT.	FT-FTA	PCT.	REB-AVG.	PT-AVG.	AST	STL	TO
1991	9	3- 15	.200	1- 1	1.000	8-0.9	7 - 0.8	0	2	3
1992	0	0- 0	.000	0- 0	.000	0-0.0	0 - 0.0	0	0	0
91-92	9	3- 15	.200	1- 1	1.000	8-0.9	7 - 0.8	0	2	3

PERSONAL: Born October 15, 1972 in Guymon, Oklahoma...daughter of Jim and Sharon Ellis...has one brother, Patton...major undeclared at OSU...enjoys dancing and snow skiing...nicknamed "Red".

OSU CAREER HIGHS:

Points:.....3 - 12/17/90 at Loyola-Chicago
 Field Goals:1 - 12/17/90 at Loyola-Chicago.....1 - 2/28/91 at Arizona.....1 - 3/9/91 vs. Stanford
 Free Throws:.....1 - 12/17/90 at Loyola-Chicago
 Assists:.....0 -
 Rebounds:.....2 - 12/7/91 vs. Idaho State
 Steals:1 - 12/7/91 vs. Idaho State1 - 2/28/91 at Arizona



RHONDA HROBOWSKI

5-10" * So. * G * Dallas, Texas

OREGON STATE

1991-92 (Freshman): In her rookie season, saw action in 20 games, averaging just under nine minutes a contest....averaged 1.1 points and 1.0 rebounds per game...shot a season high nine points versus Washington...should see more action at the point guard spot, her sophomore season.

NORTH MESQUITE HIGH SCHOOL: A four-year starting forward out of North Mesquite High in Dallas....a quick athlete with good defensive skills...averaged 21 points, 10 rebounds and 3 steals a game as a senior...listed in the Houston Chronicle as one of the top 20 basketball players in the country....led North Mesquite to the State tournament in 1991...first-team all-district as a senior, second-team her junior year...scored a career high 27 points her senior season...recruited by several schools, including Texas, Houston and Kansas...also lettered in track one year.

PERSONAL: Born August 14, 1973 in Chicago, Illinois...daughter of Ruth Williams...majoring in education at OSU...hobbies include playing tennis and volleyball...nicknamed "Ron".

CAREER STATISTICS


YEAR	G	FG-FGA	PCT.	FT-FTA	PCT.	REB-AVG.	PT-AVG.	AST	STL	TO
1992	20	9- 33	.273	4- 6	.667	19-1.0	22 - 1.1	13	6	29

OSU CAREER HIGHS:

Points:.....9 - 2/15/92 at Washington
 Field Goals:4 - 2/15/92 at Washington
 Free Throws:.....2 - 3/ 7/92 at Stanford
 Assists:.....2 - Five times in 1991-92 season
 Rebounds:.....3 - 1/12/92 at UCLA.....3 - 2/15/92 at Washington
 Steals:2 - 2/15/92 at Washington



BEAVER PROFILES



KIM MCGREW

6-2" * Fr./RS * F * Dallas, Texas

OREGON STATE

1991-92 (Freshman): Redshirted her freshman season after suffering a knee injury...played in five games before the redshirt decision...in the five games, averaged 1.2 points and 0.2 rebounds in a total of 19 minutes of action...healthy for the 1992-93 season and should give the Beavers a boost in their rebounding game.

W.T. WHITE HIGH SCHOOL: OSU's first signee of the 1991-92 season...played forward and center as a prep, for Coach Sam Hylton...averaged 17 points, 12 rebounds and 8 blocked shots as a junior...first-team all-district and honorable mention all-state...played summer ball for a Basketball Congress International team in Dallas...advanced to the AAU National Tournament two years...team finished fourth out of 70 teams in 1990...chose OSU over Kansas, USC and UNLV...also lettered in track and volleyball.

PERSONAL: Born December 19, 1972 in Dallas, Texas...daughter of Isiah and Manda Lee McGrew...has two brothers, Michael and Isiah, and two sisters, Sandra and Gwendolyn...a communications major at OSU...hobbies include singing and bowling...nicknamed "Kay", her middle name.

CAREER STATISTICS

YEAR	G	FG-FGA	PCT.	FT-FTA	PCT.	REB-AVG.	PT-AVG.	AST	STL	TO
1992	5	3- 7	.429	0- 1	.000	1-0.2	6- 1.2	1	0	0

OSU CAREER HIGHS:

Points:.....4 - 11/29/91 vs. Fresno State
 Field Goals:2 - 11/29/91 vs. Fresno State
 Free Throws:.....0 -
 Assists:.....1 - 12/ 1/91 vs. Nevada-Reno
 Rebounds:.....1 - 12/ 1/91 vs. Nevada-Reno
 Steals:.....0 -



ALLEGRA GREEN


6-3" * So. * F * Portland, OR

BENSON TECH HIGH SCHOOL: Signed with the Beavers in November of 1990 but was ont academically eligible,...named Oregon Player of the Year for 4A classification, in 1991...first-team all-state as a senior and second-team her junior year...two-time honorable mention All-America by both STREET & SMITH magazine and USA TODAY...averaged 21 points, 16 rebounds and nine blocked shots her senior season...helped Benson Tech to its first ever appearance at the State 4A tournament in 1990, finishing the season with a 20-3 record...advanced to the championship game at the 1991 State finals, losing to state champion Oregon City...a three-time all-city selection...a Johnny Carpenter Prep Athlete of the Year finalist as a senior....recruited by several schools, including Pac-10 institutions Washington, Arizona, Oregon and Arizona State.

PERSONAL: Born May 21, 1973 in Providence, Rhode Island...daughter of Charles and Lillian Green...has five brothers and four sisters...an engineering major at OSU...graduated from Benson Tech with a 3.00 GPA...hobbies include writing and art...father, Charles, played basketball at Oregon State...nicknamed "Leggs".



BEAVER PROFILES



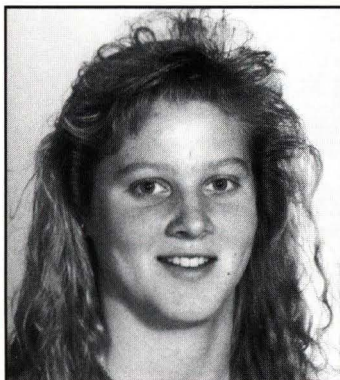
NICOLE CRAWFORD

6-3" * Fr. * C * Flint, Michigan

CENTRAL HIGH SCHOOL: A blue-chip prep out of Central High in Flint, Michigan...honorable mention STREET & SMITH All-American...rated the number-three forward in the nation by Blue Star Index....a three-time all-state and all-conference recipient...averaged 20 points and 11 rebounds her final season...also averaged over four blocked shots per game...scored a career game high 28 points versus Saginaw High...lettered four years in basketball, as well as two in softball.

PERSONAL: Born June 18, 1974 in Flint, Michigan...daughter of Terry Crawford and Earl Lavalis....has four brothers and sisters, Chewana, Theresa, Earl and Carlos...plans to major in mechanical engineering at OSU...enjoys swimming...nicknamed "Big Nick".

32



ANJANETTE DIONNE


5-8" * Fr. * G * Brownsville, Ore.

CENTRAL LINN HIGH SCHOOL: Played point guard her senior season at Central Linn High in Halsey, Oregon...lettered three previous seasons at Hart High School in Newhall, California...averaged 23 points and eight assists per game, as a senior....in her final season at Hart High, averaged 23 points, seven steals and assists per game...a STREET & SMITH magazine All-American...named Los Angeles Times San Fernando Valley Player of the Year as a sophomore and junior...Foothill League MVP in 1990 and '91...all-conference both seasons...selected MVP of the Trico League, as a senior...also lettered in cross country and track, earning all-conference in both.

PERSONAL: Born May 22, 1974 in Lakewood, California...daughter of Ken and Carol Dionne...has four brothers and sisters, Garrett, Jennifer, Janine and Kendall...a health and human performance major...hobbies include bungee jumping and weight lifting....nickname "AJ".

23

BEAVER PROFILES




TANJA KOSTIC

6-2" * Fr. * F * Solna, Sweden

SOLNA CLUB TEAM: A forward on the Solna Club Team in Stockholm, Sweden, four years....a member of both the Swedish National Team and the Junior National Team...youngest player on the 1992 Swedish National Team (19)...an all-star of the Swedish National Team, in 1991 and '92...MVP of the Swedish Juniors Championships in 1990 and '91....averaged 21.2 points and 11.1 rebounds in 1991-92...club team game high of 47 points...should make an immediate impact on the OSU squad with her international basketball experience.

PERSONAL: Born November 10, 1972 in Stockholm, Sweden...daughter of Ljubinka Kostic...a foreign languages and literature major at OSU...speaks five languages...has one sister, Daniella, and one brother, Dejan...chose Oregon State "for an opportunity to play basketball on the collegiate level and get a good education."

10



ANETTE MOLLERSTROM


5-11" * Fr. * G * Malmo, Sweden

ST. PETRI CLUB TEAM: Played basketball for St. Petri Club Team in Malmo from 1987-90...a member of the 1990 Swedish Junior National Team....second highest scorer in European Championship, for the Junior National Team...unable to try out for the Swedish National Team due to a knee injury...will play the two-guard and small forward positions for OSU...averaged 19 points and nine rebounds...game high of 46 points...also played soccer, field hockey and track, from 1987-90.

PERSONAL: Born April 18, 1971 in Kristianstad, Sweden...daughter of Mats and Birthe Mollerstrom....has one brother, Fredrik...undecided major with an interest in physio therapy...enjoys playing tennis and swimming in her spare time.

4

BEAVER PROFILES



LISA HARINGS

5-7" * Fr. * G * Tualatin, Oregon

TIGARD HIGH SCHOOL: A walk-on from nearby Tigard High School...will play the point-guard position at OSU...lettered three seasons at Tigard, starting all three years...a second-team All-Metro selection...team Most Valuable Player and captain as a senior...scored a career high 32 points...also lettered in soccer, four years and softball, three...an all-state selection in both soccer and softball.

PERSONAL: Born June 17, 1974 in Portland, Oregon....daughter of Ken Harings....has one sister, Annette and a brother, Josh...a biochemistry major at OSU...graduated from high school with a 3.71 GPA.

12



LEAH McMAHON

5-7" * Fr. * G * Eugene, Oregon

MARIST HIGH SCHOOL: Freshman walk-on guard for the Beavers....lettered four years at Marist High, as a guard...three-time honorable mention all-league selection of the Sky-Em Conference...team captain as a senior...helped Marist to a 20-2 record her senior season...personal best game of 15 points...shot 70 percent from the line and 57 percent from the field.

PERSONAL: Born June 10, 1974 in Eugene, Oregon....parents are Patrick and Judith McMahon...has two sisters, Leesa and Lindsey...a health and human performance major at OSU...enjoys playing the piano and writing poetry in her spare time...graduated from high school with a 3.61 GPA.


14

1992-93 OPPONENTS




PORTLAND Pilots

Dec. 2 at Portland, 7:30 p.m.



Jim Sollars



Kathy Adelman

University Information

LocationPortland, Oregon
Enrollment2,600
President.....Rev. David Tyson
Athletic DirectorJoe Etzel
ColorsPurple and White
ConferenceWest Coast
Home Court.....Chiles Center
Capacity5,000

Basketball Information

Head CoachJim Sollars
Alma MaterSeattle Pacific
Record at UP65-102 (6 years)
Career Record.....88-159 (9 years)
Assistant Coaches...Kelly Graves, Tammy Hall
1991-92 Record.....14-14
Conference Record.....10-4 (T1st)
Post-Season PlayNone
Series Record10-1, OSU
Letterwinners Returning/Lost9/4
Starters Returning/Lost 3/2

Top Returnees

	Pos.	PPG	RPG
Kathy Adelman	G	6.2	4.3
Tina Geis	G/F	10.5	4.4

Top Newcomers

	Pos.	HT	YR
Amy Claboe	C	6-3"	SO
Laura Sale	G/F	5-10"	FR

Phone Numbers

SID Contact.....Loren Wohlgemuth
SID Office Phone503/283-7117
SID Home Phone503/289-9291
Basketball Office.....503/283-7117
Press Row Phone503/283-7442
FAX Phone.....503/283-7242

BOSTON COLLEGE Eagles

Dec. 4 at East Lansing, Mich.,
Michigan State Tournament



Margo Plotzke



Sarah Behn

University Information

Location.....Chestnut Hill, Mass.
Enrollment.....9,165
President.....J. Donald Monan, S.J.
Athletic DirectorChester Gladchuk
ColorsMaroon and Gold
ConferenceBig East
Home Court.....Power Gym/Conte Forum
Capacity950/8,606

Basketball Information

Head CoachMargo Plotzke
Alma MaterEastern Michigan
Record at BCU167-161 (12 years)
Career Record167-161 (12 years)
Assistant Coaches.....Felisha Legette,
.....Karen Pinkos
1991-92 Record5-23
Conference Record.....3-16/10th
Post-Season PlayNone
Series RecordFirst Meeting
Letterwinners Returning/Lost...7/3
Starters Returning/Lost.....4/1

Top Returnees

	Pos.	PPG	RPG
Sarah Behn	G	26.5	8.4
Kerry Curran	G	16.8	4.0

Top Newcomers

	Pos.	HT	YR
Angela Crowder	F/C	6-0	FR
Cecilee Campbell	F/C	6-1	FR G

Phone Numbers

SID ContactBetsy Thunberg
SID Office Phone617/552-3004
SID Home Phone508/754-1411
Basketball Office617/552-4530
Press Row Phone617/552-8925
FAX Phone617/552-4903

MICHIGAN STATE Spartans

Dec. 4-5 at East Lansing, Mich.,
Michigan State Tournament



Karen Langeland



Sheronda Mayo-Powell

University Information

LocationEast Lansing, MI
Enrollment42,088
President.....Dr. John DiBiaggio
Athletic DirectorMerrily Dean Baker
ColorsGreen and White
ConferenceBig Ten
Home Court.....Breslin Center
Capacity15,138

Basketball Information

Head CoachKaren Langeland
Alma MaterCalvin College
Record at MSU251-185 (16 years)
Career Record.....251-185 (16 years)
Assistant CoachesLeanna Bordner
.....Sue Guevara, Robin Garrett
1991-92 Record.....14-14
Conference Record.....8-10 (T/6th)
Post-Season PlayNone
Series RecordFirst Meeting
Letterwinners Returning/Lost...11/3
Starters Returning/Lost ..2/3

Top Returnees

	Pos.	PPG	RPG
Sheronda Mayo	C	10.2	6.6
Annette Babers	F/C	8.3	7.4

Top Newcomers

	Pos	HT	YR
Tina Epps	G	5-5	FR
Zareth Gray	F	6-1	FR

Phone Numbers

SID Contact.....Lori Schulze
SID Office Phone517/355-2271
SID Home Phone517/351-3695
Basketball Office.....517/353-8613
Press Row Phone517/353-1626
FAX Phone.....517/353-9636

1992-93 OPPONENTS



IOWA STATE

Cyclones

Dec. 4-5 at East Lansing, Mich.,
Michigan State Tournament

BRIGHAM YOUNG

Cougars

Dec. 10 at Corvallis

HAWAII



Rainbows

Dec. 12 at Honolulu, Hawaii,
Hawaii Wahine Classic




Theresa Becker

Shanda Fitzgerald



Jeanie Wilson

Debbie Dimond



Vince Goo

Jenny Kao

University Information

LocationAmes, Iowa
Enrollment24,589
President.....Dr. Martin Jischke
Athletic Director.....Max Urick
Colors.....Cardinal and Gold
Conference.....Big Eight
Home Court.....James Hilton Coliseum
Capacity14,020

Basketball Information

Head Coach.....Theresa Becker
Alma Mater.....Southeast Missouri St.
Record at ISUFirst Year
Career Record.....First Year
Assistant Coaches.....Debra McClurg
.....Rhonda Osborn, Amy Stephens
1991-92 Record.....4-23
Conference Record.....2-12 (8th)
Post-Season Play.....None
Series Record.....1-0, Oregon State
Letterwinners Returning/Lost....8/3
Starters Returning/Lost.....3/2

Top Returnees

	Pos.	PPG	RPG
Shanda Fitzgerald	F	6.3	4.3
Barb Gordon	F	5.2	5.0

Top Newcomers

	Pos.	HT	YR
Jennifer May	F	5-11	FR
Christie Cauble	G	5-11	FR

Phone Numbers

SID Contact.....Beth Haag
SID Office Phone515/294-3372
SID Home Phone515/296-2102
Basketball Office.....515/294-8232
Press Row Phone515/294-6178
FAX Phone.....515/294-0558

University Information

LocationProvo, Utah
Enrollment26,900
President.....Rex E. Lee
Athletic Director.....Lu Wallace
Colors.....Royal Blue and White
Conference.....Western Athletic
Home Court.....Marriott Center
Capacity22,700

Basketball Information

Head Coach.....Jeanie Wilson
Alma Mater.....Brigham Young
Record at BYU.....39-46 (3 years)
Career Record.....39-46 (3 years)
Assistant Coaches.....Glenna de Lisle
.....Joel Christensen
1991-92 Record.....21-8
Conference Record.....12-2 (2nd)
Post-Season Play.....None
Series Record.....3-2, Oregon State
Letterwinners Returning/Lost....8/4
Starters Returning/Lost3/2

Top Returnees

	Pos.	PPG	RPG
Debbie Dimond	C	14.2	7.8
Thais Kidd	G	11.3	3.6

Top Newcomers

	Pos.	HT	YR
Alisa Farr	G	5-7	Fr
Tiani Hatch	F	6-0	Fr

Phone Numbers

SID Contact.....Patricia Knoell
SID Office Phone.....801/378-4908
SID Home Phone.....801/225-2897
Basketball Office801/378-7682
Press Row Phone801/378-3675
FAX Phone.....801/378-3520

University Information

LocationHonolulu, Hawaii
Enrollment.....19,380
PresidentPaul C. Yuen
Athletic Director.....Stan Sheriff
ColorsGreen and White
Conference.....Big West
Home CourtKlum Gym
Capacity.....1,800

Basketball Information

Head Coach.....Vince Goo
Alma MaterSouthern Oregon
Record at UH.....97-52 (5 years)
Career Record.....97-52 (5 years)
Assistant Coaches.....George Wolfe
1991-92 Record25-7
Conference Record.....13-5 (T/2nd)
Post-Season PlayNWIT/2nd
Series Record.....
Letterwinners Returning/Lost....7/6
Starters Returning/Lost.....2/3

Top Returnees

	Pos.	PPG	RPG
Jenny Kao	G	8.4	2.2
Val Agee	G	9.5	3.8

Top Newcomers

	Pos.	HT	YR
Stephanie Bull	F	5-10	FR
Jody Davis	F/C	6-3	JR

Phone Numbers


SID Contact.....Lois Manin
SID Office Phone808/956-7523
SID Home PhoneN/A
Basketball Office.....808/956-8185
Press Row Phone.....808/956-9678
FAX Phone808/956-4470

1992-93 OPPONENTS



GEORGIA Bulldogs

Dec. 12-13 at Honolulu, HI
Hawaii Wahine Classic



Andy Landers



Vicky Jones

SANTA CLARA Broncos

Dec. 12-13 at Honolulu, Hawaii
Hawaii Wahine Classic




Caren Horstmeyer




Melissa King

PEPPERDINE Waves

Dec. 16 at Malibu, Calif., 8:00 p.m.



Ron Fortner



Heather Wassenberg

University Information

LocationAthens, Georgia
Enrollment28,691
President.....Dr. Charles Knapp
Athletic DirectorVince Dooley
Colors.....Red and Black
Conference.....Southeastern
Home Court.....Georgia Coliseum
Capacity10,400

Basketball Information

Head CoachAndy Landers
Alma Mater.....Tennessee Tech
Record at UG323-90 (13 years)
Career Record.....405-111 (17 years)
Assistant CoachesCarla Green-Williams
.....Sharon Baldwin
1991-92 Record.....19-11
Conference Record.....6-5 (T/4th)
Post-Season Play.....None
Series Record.....1-0, Georgia
Letterwinners Returning/Lost....9/4
Starters Returning/Lost.....4/1

Top Returnees

	Pos.	PPG	RPG
Vicky Jones	G	11.0	4.3
Camille Lowe	G/F	9.3	3.8

Top Newcomers

	Pos.	HT	YR
Nakia Hill	F	6-3	FR
Nicole Stovall	G	5-10	FR

Phone Numbers

SID Contact.....Tim Hix
SID Office Phone.....706/542-1621
SID Home Phone.....404/513-0840
Basketball Office.....706/542-1176
Press Row Phone.....706/542-8052
FAX Phone.....706/542-9339

University Information

LocationSanta Clara, Calif.
Enrollment7,700
President.....Rev. Paul Locatelli
Athletic DirectorCarroll Williams
Colors.....Bronco Red, White and Gold
Conference.....West Coast
Home Court.....Toro Pavilion
Capacity5,000

Basketball Information

Head Coach.....Caren Horstmeyer
Alma Mater.....Santa Clara
Record at SCU.....65-51 (4 years)
Career Record.....65-51 (4 years)
Assistant Coaches.....Charli Turner
.....Jennifer Young
1991-92 Record.....21-10
Conference Record.....10-4/T1st
Post-Season Play.....NCAA Tourn./1-1
Series Record.....3-0, Oregon State
Letterwinners Returning/Lost....7/4
Starters Returning/Lost3/2

Top Returnees

	Pos.	PPG	RPG
Melissa King	G	20.6	4.9
Chris Silvernail	F	9.4	4.0

Top Newcomers

	Pos.	HT	YR
Lynnsee Bailey	F/C	6-0	JR
Colleen Flanigan	G	5-6	FR

Phone Numbers

SID Contact.....Lee Klusky
SID Office Phone.....408/554-4661
SID Home Phone.....510/797-9055
Basketball Office.....408/554-4567
Press Row Phone.....408/554-4655
FAX Phone.....408/554-6942

University Information

LocationMalibu, Calif.
Enrollment6,800
President.....Dr. David Davenport
Athletic DirectorTim Wilhelm
Colors.....Blue, Orange and White
Conference.....West Coast
Home Court.....Firestone Fieldhouse
Capacity4,500

Basketball Information

Head Coach.....Ron Fortner
Alma Mater.....Pepperdine
Record at PU.....116-138 (9 years)
Career Record.....116-138 (9 years)
Assistant Coaches.....Greg Dinneen
.....Kristy Hopkins
1991-92 Record.....17-11
Conference Record.....9-5/4th
Post-Season Play.....None
Series Record.....1-0, Pepperdine
Letterwinners Returning/Lost....11/3
Starters Returning/Lost.....4/1

Top Returnees

	Pos.	PPG	RPG
Barbara Tanner	F	11.8	5.2
Aimee McDaniel	G	9.4	2.7

Top Newcomers

	Pos.	HT	YR
Tabitha Bailey	F	6-2	FR
Sara Pierce	G	5-9	FR

Phone Numbers

SID Contact.....Michael Zapolski
SID Office Phone.....310/456-4333
SID Home Phone.....818/8789350
Basketball Office.....310/456-4768
Press Row Phone.....310/456-5050
FAX Phone.....310/456-4322


1992-93 OPPONENTS




SAN DIEGO STATE

Aztecs

Dec. 17 at San Diego, Calif., 7:30 p.m.



Beth Burns




Falisha Wright

LONG BEACH STATE

49ers

Dec. 19 at Long Beach, Calif., 7:30 p.m.



Glenn McDonald




Danielle Scott

STANFORD


Cardinal

Jan. 7 at Corvallis, 7:00 p.m.

Mar. 13 at Stanford, Calif., 7:30 p.m.



Tara VanDerveer



Molly Goodenbour

University Information

LocationSan Diego, Calif.
 Enrollment31,000
 President.....Dr. Thomas Day
 Athletic DirectorDr. Fred Miller
 Colors.....Scarlet and Black
 Conference.....Western Athletic
 Home Court.....Peterson Gym
 Capacity3,668

Basketball Information

Head CoachBeth Burns
 Alma Mater.....Wesleyan University
 Record at SDS.....39-48 (3 years)
 Career Record.....39-48 (3 years)
 Assistant Coaches.....Susan Kubala,
Susie Gardner, Michelle Miles
 1991-92 Record.....18-11
 Conference Record.....9-5/4th
 Post-Season Play.....None
 Series Record.....2-0, Oregon State
 Letterwinners Returning/Lost.... 8/3
 Starters Returning/Lost.....2/3

Top Returnees

	Pos.	PPG	RPG
Michelle Suman	C	14.2	8.7
Falisha Wright	G	15.8	4.6

Top Newcomers

	Pos.	HT	YR
Maryke de Vries	C	6-6	JR
Rachelle Johnson	F	6-0	JR

Phone Numbers

SID Contact.....Lisa Vad
 SID Office Phone619/594-5547
 SID Home Phone619/453-8342
 Basketball Office.....619/594-4096
 Press Row Phone619/594-5533
 FAX Phone619/582-6541

University Information

LocationLong Beach, Calif.
 Enrollment30,926
 President.....Dr. Curtis McCray
 Athletic DirectorDavid O'Brien
 Colors.....Black and Gold
 Conference.....Big West
 Home Court.....The Gold Mine
 Capacity1,900

Basketball Information

Head CoachGlenn McDonald
 Alma Mater.....Long Beach State
 Record at LBS.....21-10 (1 year)
 Career Record.....21-10 (1 year)
 Assistant CoachMatt Ruiz
Margaret Mohr
 1991-92 Record.....21-10
 Conference Record.....13-5/2nd
 Post-Season Play.....NCAA Tour./1st Round
 Series Record.....3-0, Long Beach
 Letterwinners Returning/Lost.....6/2
 Starters Returning/Lost1/4

Top Returnees

	Pos.	PPG	RPG
Marsheela Harriston	G	8.3	4.8
Danielle Scott	C	10.7	6.1

Top Newcomers

	Pos.	HT	YR
Neisha Williams	G	5-6	JR
Nicole Gaines	F	6-0	FR

Phone Numbers

SID ContactTony Gervase
 SID Office Phone310/985-5429
 SID Home Phone310/378-2536
 Basketball Office.....310/985-4659
 Press Row Phone310/985-4667
 FAX Phone310/985-8197

University Information

Location.....Stanford, California
 Enrollment6,556
 President.....Dr. Gerhard Casper
 Athletic DirectorDr. Ted Leland
 Colors.....Cardinal and White
 Conference.....Pacific-10
 Home Court.....Maples Pavilion
 Capacity.....7,500

Basketball Information

Head Coach.....Tara VanDerveer
 Alma Mater.....Indiana
 Record at SU.....170-47 (7 years)
 Career Record.....322-98 (14 years)
 Assistant Coaches....Amy Tucker,
Julie Plank, Carolyn Jenkins
 1991-92 Record.....30- 3
 Conference Record .15-3/1st
 Post-Season PlayNCAA Champions
 Series Record9-4, Stanford
 Letterwinners Returning/Lost.....10/2
 Starters Returning/Lost.....5/0

Top Returnees

	Pos.	PPG	RPG
Val Whiting	C	18.5	9.1
Molly Goodenbour	G	12.3	3.3

Top Newcomers

	Pos.	HT	YR
Bobbie Kelsey	G/F	5-10	FR/RS

Phone Numbers


SID ContactSteve Raczynski
 SID Office Phone415/723-4418
 SID Home Phone415/369-8503
 Basketball Office.....415/723-0284
 Press Row Phone.....415/723-4418
 FAX Phone415/725-2957

1992-93 OPPONENTS

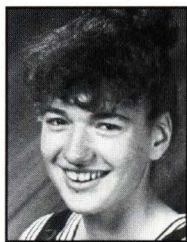


CALIFORNIA Bears

Jan. 9 at Corvallis, 7:00 p.m.
Mar. 11 at Berkeley, Calif., 7:30 p.m.



Dr. Gooch Foster



Milica Vukadinovic

University Information

LocationBerkeley, Calif.
Enrollment.....31,000
President.....Chang Lin-Tien
Athletic Director.....Robert Bockrath
Colors.....Blue and Gold
Conference.....Pacific-10
Home Court.....Harmon Gym
Capacity1,933

Basketball Information

Head CoachDr. Gooch Foster
Alma Mater.....George Peabody
Record at CAL235-155 (13 years)
Career Record.....319-195 (19 years)
Assistant CoachesDenise Curry
.....Tina Krahn, Richard Aberle
1991-92 Record.....20-9
Conference Record.....12-6/T3rd
Post-Season Play.....None
Series Record.....12-11, CAL
Letterwinners Returning/Lost.....10/3
Starters Returning/Los2/3

Top Returnees

	Pos.	PPG	RPG
Milica Vukadinovic	G	15.3	4.7
Kesha Martin	C	10.8	7.3

Top Newcomers

	Pos.	HT	YR
Sophie von Saldern	F	6-1	FR
Kelley Tatum	G	5-9	FR

Phone Numbers

SID Contact.....Herb Benenson
SID Office Phone510/642-5363
SID Home Phone510/236-2259
Basketball Office.....510/643-8101
Press Row Phone510/642-8022
FAX Phone.....510/643-7778

USC Trojans

Jan. 14 at Los Angeles, 7:30 p.m.
Feb. 13 at Corvallis, 7:00 p.m.



Marianne Stanley



Lisa Leslie

University Information

LocationLos Angeles, Calif.
Enrollment.....28,374
Chancellor.....Dr. Steven Sample
Athletic Director.....Dr. Michael McGee
Colors.....Cardinal and Gold
Conference.....Pacific-10
Home Court.....Sports Arena/Lyon Center
Capacity15,577/1,200

Basketball Information

Head CoachMarianne Stanley
Alma Mater.....Immaculata
Record at USC.....49-39 (3 years)
Career Record.....329-139 (15 years)
Assistant CoachesBarbara Thaxton
.....Ada Gee
1991-92 Record.....23-8
Conference Record.....14-4/2nd
Post-Season Play.....NCAA Tour./Regionals
Series Record.....14-2, USC
Letterwinners Returning/Lost.... 7/3
Starters Returning/Lost4/1

Top Returnees

	Pos.	PPG	RPG
Lisa Leslie	C/F	20.4	8.4
Joni Easterly	G/F	13.5	6.4

Top Newcomers


	Pos.	HT	YR
Jody Anton	G/F	5-10	FR
Nikki McCrimmon	G	5-9	JR

Phone Numbers

SID Contact.....Linda Dodge
SID Office Phone213/740-8480
SID Home Phone213/318-1057
Basketball Office.....213/740-7204
Press Row Phone213/746-4859
FAX Phone.....213/740-7584

UCLA Bruins

Jan. 16 at Los Angeles, 7:00 p.m.
Feb. 11 at Corvallis, 7:00 p.m.



Billie Moore



Amy Jalewalia

University Information

LocationLos Angeles, Calif.
Enrollment.....34,000
President.....Dr. Charles Young
Athletic Director.....Dr. Judith Holland
Colors.....Blue and Gold
Conference.....Pacific-10
Home Court.....Pauley Pavilion
Capacity12,800

Basketball Information

Head CoachBillie Moore
Alma Mater.....Washburn
Record at UCLA.....283-167 (15 years)
Career Record.....423-182 (23 years)
Assistant CoachesKathy Olivier
.....Mary Hegarty, Pam Walker
1991-92 Record.....21-10
Conference Record.....12-6/T3rd
Post-Season Play.....NCAA Tour./Regionals
Series Record.....14-5, UCLA
Letterwinners Returning/Lost.....7/5
Starters Returning/Lost.....2/3

Top Returnees

	Pos.	PPG	RPG
Nicole Anderson	G	8.8	3.3
Natalie Williams	C	21.5	13.8

Top Newcomers

	Pos.	HT	YR
Allison Arredondo	F/C	6-2	FR
Zrinka Kristich	C	6-5	FR

Phone Numbers

SID Contact.....Lori Grosnitz
SID Office Phone310/206-6831
SID Home Phone310/372-9572
Basketball Office.....310/825-8699
Press Row Phone310/825-1899
FAX Phone.....310/825-8664


1992-93 OPPONENTS




WASHINGTON

Huskies

Jan. 21 at Corvallis, 7:00 pm
Feb. 20 at Seattle, 7:30 p.m.



Chris Gobrecht




Erika Hardwick


WASHINGTON STATE

Cougars

Jan. 23 at Corvallis, 7:00 p.m.
Feb. 18 at Pullman, 7:00 p.m.



Harold Rhodes



Camille Thompson


ARIZONA STATE

Sun Devils

Jan. 18 at Tempe, 7:00 p.m.
Feb. 27 at Corvallis, 7:00 p.m.



Maura McHugh



Ryneldi Becenti

University Information

LocationSeattle, Wash.
Enrollment33,500
President.....Dr. William Gerberding
Athletic Director.....Barbara Hedges
Colors.....Purple and Gold
Conference.....Pacific-10
Home Court.....Hec Edmundson Pavilion
Capacity8,000

Basketball Information

Head CoachChris Gobrecht
Alma Mater.....Southern Cal
Record at UW.....164-47 (7 years)
Career Record.....248-139 (13 years)
Assistant CoachesKathy Anderson
.....Willette White, Yvette Cole
1991-92 Record.....17-11
Conference Record.....9-9/6th
Post-Season Play.....None
Series Record.....21-13, Washington
Letterwinners Returning/Lost.....4/7
Starters Returning/Lost.....3/2

Top Returnees

	Pos.	PPG	RPG
Tara Davis	F/G	9.2	5.3
Laura Moore	G	8.4	1.5

Top Newcomers

	Pos.	HT	YR
Heidi Hills	F	6-0	FR
Shannon Kelly	G	5-8	FR

University Information

LocationPullman, Wash.
Enrollment17,500
President.....Dr. Samuel Smith
Athletic Director.....Jim Livengood
Colors.....Crimson and Gray
Conference.....Pacific-10
Home Court.....Bohler Gym
Capacity3,500

Basketball Information

Head CoachHarold Rhodes
Alma Mater.....Washington State
Record at WSU.....113-161 (10 years)
Career Record.....113-161 (10 years)
Assistant CoachesKellee Knowles
.....Sunny Smallwood
1991-92 Record.....12-15
Conference Record.....5-13/8th
Post-Season Play.....None
Series Record.....18-11, Oregon State
Letterwinners Returning/Lost.....9/2
Starters Returning/Lost3/2

Top Returnees

	Pos.	PPG	RPG
Camille Thompson	C	14.2	6.1
Darci Wellsandt	F	13.1	4.2

Top Newcomers

	Pos.	HT	YR
Dawn Gronewoller	F	6-2	FR
Kelli Kronberger	G	5-8	FR

University Information

LocationTempe, Ariz.
Enrollment42,626
President.....Dr. Lattie F. Coor
Athletic Director.....Charles Harris
Colors.....Maroon and Gold
Conference.....Pacific-10
Home Court.....University Activity Center
Capacity14,287

Basketball Information

Head CoachMaura McHugh
Alma Mater.....Old Dominion
Record at ASU67-74 (5 years)
Career Record.....209-144 (12 years)
Assistant CoachesEvelyn Thompson
.....Margret McKeon
1991-92 Record.....20-9
Conference Record.....11-7/5th
Post-Season Play.....NCAA Tour./1st Round
Series Record.....8-6, OSU
Letterwinners Returning/Lost.....8/4
Starters Returning/Lost5/0

Top Returnees

	Pos.	PPG	RPG
Ryneldi Becenti	G	13.2	4.6
Frozena Jerro	G	8.7	3.8

Top Newcomers

	Pos.	HT	YR
Tamika Matlock	G	5-7	FR
Shannon Slayton	G	5-10	FR

Phone Numbers

SID Contact.....Cindy Fester
SID Office Phone206/543-2230
SID Home Phone206/685-3119
Basketball Office.....206/543-0732
Press Row Phone206/543-2230
FAX Phone.....206/543-5000

Phone Numbers

SID Contact.....Rod Commons
SID Office Phone509/335-0270
SID Home Phone509/332-8309
Basketball Office.....509/335-0276
Press Row Phone509/335-0270
FAX Phone.....509/335-0267

Phone Numbers

SID ContactKyle Eng
SID Office Phone602/965-6592
SID Home Phone602/967-8040
Basketball Office.....602/965-6387
Press Row Phone602/965-7274
FAX Phone.....602/965-5408

1992-93 OPPONENTS




ARIZONA Wildcats

Jan. 30 at Tucson, 7:00 p.m.
Feb. 25 at Corvallis, 7:00 p.m.



Joan Bonvicini



Margo Clark

University Information

LocationTucson, Arizona
Enrollment.....36,000
ChancellorDr. Manuel Pacheco
Athletic Director.....Dr. Cedric Dempsey
Colors.....Cardinal and Navy
Conference.....Pacific-10
Home CourtMcKale Center
Capacity13,447

Basketball Information

Head CoachJoan Bonvicini
Alma MaterSouth Connecticut State
Record at UASecond Year
Career Record334-90 (13 years)
Assistant Coaches.....Maureen Enos
.....Clemette Haskins
1991-92 Record9-19
Conference Record.....3-15/T9th
Post-Season PlayNone
Series Record10-4, Oregon State
Letterwinners Returning/Lost.... 8/2
Starters Returning/Lost.....5/0

Top Returnees

	Pos.	PPG	RPG
Margo Clark	F	17.4	8.4
Jacinda Sweet	G	5.6	2.3

Top Newcomers


	Pos.	HT	YR
Keisha Anderson	G	5-7	FR
Rosey Pankey	C	6-2	FR

Phone Numbers


SID Contact.....Susan Reid
SID Office Phone602/621-4163
SID Home Phone.....602/629-0302
Basketball Office.....602/621-4014
Press Row Phone.....None
FAX Phone.....602/621-2681

OREGON Ducks

Feb. 5 at Eugene, 7:00 p.m.
Mar. 5 at Corvallis, 7:00 p.m.



Elwin Heiny



Debbie Sporcich

University Information

LocationEugene, Oregon
Enrollment.....17,000
President.....Myles Brand
Athletic Director.....Bill Byrne
Colors.....Emerald Green, Yellow
Conference.....Pacific-10
Home CourtMcArthur Court
Capacity10,063

Basketball Information

Head CoachElwin Heiny
Alma MaterGerman Sports University
Record at UO301-142 (16 years)
Career Record301-142 (16 years)
Assistant Coaches.....Annan Wilson
.....Stephanie Osburn
1991-92 Record14-14
Conference Record.....6-12/7th
Post-Season PlayNone
Series Record30-8, Oregon
Letterwinners Returning/Lost..... 9/6
Starters Returning/Lost.....3/2

Top Returnees

	Pos.	PPG	RPG
Debbie Sporcich	F	12.0	8.7
Missy Stowell	G	10.3	2.9

Top Newcomers

	Pos.	HT	YR
Shanthi Barton	G	5-8	FR
Deborah Reynolds	G	5-10	FR

Phone Numbers

SID Contact.....David Williford
SID Office Phone503/346-5488
SID Home Phone503/345-0145
Basketball Office503/346-3392
Press Row Phone.....503/346-4497
FAX Phone.....503/346-5449

OSU V.S. THE PAC-10 CONFERENCE

ARIZONA WILDCATS

Games—14	Won by OSU—10	Arizona—4
1984: 71-54	1988: 65-63	1990: 50-66
1985: 72-54	78-48	65-70
1987: 68-55	1989: 73-59	1991: 95-62
68-69	76-71	97-73
		1992: 68-79
		84-68

ARIZONA STATE SUN DEVILS

Games—14	Won by OSU—8	Arizona State—6
1984: 48-68	1988: 66-61	1990: 57-66
1985: 81-57	64-61	58-60
1987: 90-72	1989: 78-60	1991: 80-69
75-58	65-62	64-81
		1992: 69-71
		69-72

CALIFORNIA GOLDEN BEARS

Games—23	Won by OSU—11	California—12
1980: 68-74	1985: 75-56	1989: 64-50
1981: 82-78	1986: 74-62	60-70
1982: 77-59	90-59	1990: 65-76
71-75	1987: 69-67	72-83
1983: 70-64	71-94	1991: 70-89
59-58	1988: 58-66	72-59
1984: 84-62	75-79	1992: 71-78
91-65		67-78

OREGON DUCKS

Games—39	Won by OSU—7	Oregon—32
1977: 55-57	1983: 66-63	1989: 59-67
43-46	49-46 (OT)	51-52
1978: 48-67	1984: 61-69	55-61
58-59	75-59	1990: 61-76
1979: 57-69	67-77	63-82
65-78	1985: 80-63	1991: 74-58
75-68	50-63	63-65
1980: 69-79	82-68	1992: 81-83ot
58-74	1986: 47-72	59-62
57-82	53-69	
1981: 71-72	1987: 63-65	
64-73	51-71	
61-54	1988: 47-58	
1982: 48-65	51-53	
60-63		
59-71		

STANFORD CARDINAL

Games—13	Won by OSU—4	Stanford—9
1981: 78-53	1988: 48-71	1990: 62-84
1987: 70-53	56-65	48-94
56-58	1989: 64-75	1990: 81-99
	56-93	87-61
		1992: 75-69
		68-103

UCLA BRUINS

Games—19	Won by OSU—5	UCLA—14
1977: 35-125	1984: 49-67	1990: 60-82
1979: 70-105	1987: 74-69	55-74
1980: 76-77	53-65	1991: 55-66
1981: 65-72	1988: 51-66	89-83
1983: 81-71	60-77	1992: 71-89
75-62	1989: 81-58	70-71
	61-77	

USC TROJANS

Games—16	Won by OSU—2	USC—14
1977: 54-86	1987: 82-99	1990: 46-50
1980: 65-57	84-101	49-64
1983: 57-68	1988: 62-73	1991: 73-71
1986: 55-117	62-67	60-65
	1989: 56-65	1992: 45-84
	68-86	66-78

WASHINGTON HUSKIES

Games—34	Won by OSU—13	Wash.—21
1977: 37-73	1983: 75-62	1987: 51-67
1978: 35-81	86-61	67-69
38-82	82-65	
		1988: 50-68
1979: 77-47		49-77
56-77	1984: 62-64	1989: 60-71
1980: 87-61	77-66	63-75
75-49	1985: 53-72	1990: 47-69
1981: 89-65	76-85	56-73
94-61	70-84	1991: 84-67
1982: 80-71	1986: 60-75	61-68
83-76	54-65	1992: 48-59
		70-73

WASHINGTON STATE COUGARS

Games—29	Won by OSU—18	Wash. St.—11
1977: 35-47	1984: 70-49	1988: 54-53
1978: 58-84	80-62	64-77
1979: 65-71	1985: 62-53	1989: 66-63
1980: 75-55	76-72 (OT)	66-68
1981: 75-59	1986: 74-64	1990: 57-100
66-46	77-80	69-63
1982: 58-52	57-65	1991: 63-87
1983: 84-57	1987: 74-68	59-61
68-53	85-68	1992: 81-69

BEAVERS VERSUS OPPONENTS



ALL-TIME SCORES

OPPONENT	YEAR	SCORE
Alabama (1-0)	1985	59-57
Alaska-Anchorage (8-1)	1977	52-57
	1977	63-53
	1978	59-60
	1978	47-46
	1979	74-45
	1980	114-54
	1980	82-62
	1984	75-55
Alaska-Fairbanks (2-3)	1977	54-79
	1977	62-83
	1977	42-55
	1978	73-63
	1978	79-68
Amarillo College (1-0)	1981	105-68
Baylor (1-0)	1984	76-75
Boise State (5-2)	1978	60-70
	1979	91-59
	1980	83-65
	1981	82-54
	1982	74-56
	1987	68-39
	1991	57-71
Brigham Young (3-2)	1979	68-74
	1981	95-65
	1984	76-72
	1988	86-92
	1989	84-61
Cal-Irvine (3-0)	1980	83-48
	1988	81-54
	1989	63-24
Cal Poly-Pomona (1-0)	1985	54-61
Cal St. Fullerton (5-0)	1980	83-62
	1984	67-58
	1986	66-60
	1990	67-58
	1991	73-68
Cal-Santa Barbara	1991	69-78
Central Wash. (0-1)	1977	33-40
Clemson (1-0)	1985	82-75
Colorado (0-1)	1988	60-82
Colorado State (2-1)	1981	96-71
	1985	77-58
	1986	42-54
Creighton (1-0)	1985	82-56
Dartmouth (1-0)	1988	63-51
Delta State (0-2)	1985	75-82
	1986	58-88
Drake (2-2)	1980	78-65
	1982	59-49
Eastern Washington (4-2)	1977	58-60
	1980	79-35
	1981	90-38
	1982	48-57
	1986	61-81
	1990	82-60
Florida State (1-0)	1982	76-60
Fresno State (3-3)	1983	75-43
	1984	64-74
	1985	80-69
	1986	69-72
	1986	64-74
	1991	80-61
Georgia (0-1)	1984	54-89
Hawaii (2-1)	1980	79-43
	1982	103-64
	1989	59-91
Houston (0-1)	1991	68-70
Humboldt State (1-0)	1978	69-53
Idaho (1-1)	1986	58-71
	1988	77-52
Idaho State (1-0)	1990	80-62
Illinois State (2-1)	1982	76-61
	1983	89-57
	1983	56-60
Iowa (0-1)	1989	45-90
Iowa State (1-0)	1987	79-70
Kansas (0-1)	1982	55-70
Kansas State (1-0)	1984	70-62
Long Beach State (0-3)	1983	72-92
	1986	81-
	1987	62-73
Loyola-Chicago (1-0)	1990	69-53
Mississippi (0-1)	1986	47-76
Mississippi State (1-0)	1985	72-69
Missouri (0-1)	1985	69-
Missouri-K.C. (1-0)	1989	62-52
Montana (7-1)	1977	42-40
	1978	62-56
	1979	75-56
	1980	82-62
	1981	77-69
Montana State (9-0)	1978	58-41
	1979	60-54
	1979	76-73
	1980	56-72
	1980	97-72
	1981	74-65
	1982	78-50
	1989	72-58
Nebraska (1-0)	1981	84-71
Nevada-Las Vegas (1-2)	1982	95-57
	1988	68-92
	1989	57-68
Nevada-Reno (1-0)	1991	83-60
New Mexico (2-0)	1983	77-53
	1987	75-60
North Carolina (1-0)	1980	71-62
Northwestern (0-2)	1989	56-87
	1990	73-83
Pacific (2-0)	1983	73-55
	1989	90-81
Pacific Christian (1-0)	1982	98-47
Penn State (0-1)	1985	56-98
Pepperdine (0-1)	1980	59-74
Portland (10-1)	1983	72-63
	1984	69-54
	1984	59-47
	1985	81-58
	1986	87-49
	1986	50-61
	1987	78-65
	1987	93-77
	1988	101-53
	1989	77-53
	1990	72-53
Portland State (16-6)	1977	38-79
	1978	57-61
	1978	66-67
	1979	76-64
	1979	56-55
	1980	93-47
	1980	67-53
	1980	57-48
	1981	99-52
	1981	105-54
	1982	117-58
	1983	73-62
	1983	58-52
Portland State (0-1)	1984	56-55
Sacramento State (2-0)	1991	71-63
San Diego (2-1)	1983	87-57
	1989	51-58
	1990	74-58
San Diego State (2-0)	1983	54-49
	1985	68-66
San Francisco (6-2)	1980	67-73
	1982	88-53
	1983	81-54
	1984	83-57
	1985	74-52
	1989	72-56
	1989	69-65
	1991	64-72
Santa Clara (3-0)	1983	89-46
	1984	72-63
	1985	76-60
San Jose State (6-2)	1980	74-72
	1982	80-79
	(2OT)	
	1983	56-69
	1984	89-71
	1985	83-52
	1986	80-53
	1986	78-88
	1989	72-62
Seattle Pac. (0-1)	1977	50-60
Seattle University (3-2)	1979	55-61
	1980	95-65
	1980	
	1980	60-61
	1981	85-53
	1977	55-50
	1981	80-41
S. Illinois (1-1)	1983	65-63
	1989	54-63
	1991	64-73
S. Methodist (0-1)	1982	71-65
S. Mississippi (1-0)	1977	71-45
S. Oregon St. (4-1)	1977	66-49
St. Mary's (0-1)	1977	49-54
Sacramento State (2-0)	1978	68-64
	1978	53-51
San Diego (2-1)	1988	60-57
	1987	63-46
	1990	62-45
	1982	75-70
San Diego State (2-0)	1982	62-73
	1988	56-91
San Francisco (6-2)	1982	62-73
	1981	65-72
	1983	50-52
	1986	70-69
	1988	70-87
	1987	90-66
	1985	55-79
	1989	65-74
	1981	77-81
	1982	88-68
	1982	71-65
SW Louisiana (1-0)	1988	60-57
SW Texas (2-0)	1987	63-46
	1990	62-45
Stephen F. Austin (1-0)	1982	75-70
Tennessee (0-2)	1982	62-73
	1988	56-91
Texas (0-3)	1981	65-72
	1982	72-84
	1983	50-52
Texas A&M (1-1)	1986	70-69
	1988	70-87
Texas-El Paso (0-1)	1987	90-66
Texas Tech (0-1)	1985	55-79
Toledo (0-1)	1989	65-74
Utah (4-2)	1981	77-81
	1982	88-68
	1982	71-65
	1984	84-58
	1985	
	1988	52-66
	1981	101-77
	1986	73-74
	1989	50-63
	1982	77-69
	1977	59-65
	1977	45-61
	1978	62-57
	1979	71-42
	1979	76-75
	1977	45-58
	1977	51-57
	1978	63-73
	1978	45-50
	1979	62-46
	1980	72-68
	1986	64-75

OSU VERSUS NON-CONFERENCE OPPONENTS

Alabama	1-0	Fresno State	3-3	Nevada-Reno	1-0	Southern Illinois	1-1
Alaska-Anchorage	8-1	Georgia	0-1	New Mexico	2-0	Southern Methodist	0-1
Alaska-Fairbanks	2-3	Hawaii	2-1	North Carolina	1-0	St. Mary's	0-1
Amarillo College	1-0	Houston	0-1	Northwestern	0-2	Stephen F. Austin	1-0
Baylor	1-0	Humboldt State	1-0	Pacific	2-0	SW Louisiana	1-0
Boise State	5-2	Idaho	1-1	Pacific Christian	1-0	SW Texas	2-0
Brigham Young	3-2	Idaho State	1-0	Penn State	0-1	Tennessee	0-2
Cal Poly (Pomona)	0-1	Iowa	0-1	Pepperdine	0-1	Texas	0-3
Cal Santa Barbara	0-1	Iowa State	1-0	Portland	10-1	Texas A&M	1-1
Cal State-Fullerton	5-0	Kansas	0-1	Portland State	16-6	Texas Tech	0-1
Cal-Irvine	3-0	Kansas State	1-0	Sacramento State	2-0	Texas-El Paso	1-0
Central Washington	0-1	Long Beach State	0-3	San Diego	2-1	Toledo	0-1
Clemson	1-0	Mississippi	0-1	San Diego State	2-0	Utah	4-2
Colorado	0-1	Mississippi College	1-0	San Francisco	6-2	Utah State	1-1
Colorado State	2-1	Mississippi State	1-0	San Jose State	6-2	Vanderbilt	0-1
Creighton	1-0	Missouri	0-1	Santa Clara	3-0	Wayland Baptist	1-0
Dartmouth	1-0	Missouri-K.C.	1-0	Seattle Pacific	0-1	Western Oregon	3-2
Delta State	0-2	Montana	7-1	Seattle Univ.	3-2	Western Washington	2-4
Drake	2-2	Montana State	9-0	Simon Fraser	2-0	Wyoming	0-1
Eastern Washington	4-2	Nebraska	1-0	So. Mississippi	1-0		
Florida State	1-0	Nevada-Las Vegas	1-2	So. Oregon State	4-1		
						Totals	166-88

1991-92 STATISTICS

Overall Statistics

Overall Team Record: 8-20 Pac-10 Conference Record: 3-15 Home: 5-7 Away: 3-13

Player	G/ GS	--TOTAL--		----3pt----		FT/FTA	FT%	PTS	AVG	REB	REB	REB	AVG	PF/D	AST	TO	BLK	STL	MIN
		FG/FGA	FG%	FG/FGA	FG%														
Judy Shannon	28/28	236/537	.440	3/16	.188	125/181	.691	600	21.4	103	162	265	9.5	93/3	44	85	46	83	1002
Sonjhia Fleming	27/27	123/259	.475	0/0	.000	69/113	.611	315	11.7	81	116	197	7.3	103/7	30	98	10	39	854
Margo Evashevski	28/28	126/264	.477	0/7	.000	52/80	.650	304	10.9	50	71	121	4.3	91/4	152	129	8	80	1005
Missy Smith	27/3	70/200	.350	27/90	.300	27/36	.750	194	7.2	12	27	39	1.4	59/0	33	30	0	27	496
Vicky Jones	28/27	78/202	.386	2/9	.222	35/60	.583	193	6.9	31	36	67	2.4	87/1	72	115	1	47	844
Angela Allen	28/15	60/154	.390	0/0	.000	33/50	.660	153	5.5	51	48	99	3.5	81/6	19	46	3	17	529
Jennifer Sharp	14/6	23/60	.383	0/0	.000	17/29	.586	63	4.5	16	26	42	3.0	26/0	4	19	6	11	236
Anne McShane	23/5	27/75	.360	0/3	.000	7/11	.636	61	2.7	15	21	36	1.6	46/1	21	23	10	19	318
Rausheda Hickman	5/0	5/12	.417	0/0	.000	1/2	.500	11	2.2	5	5	10	2.0	14/1	2	6	2	0	33
Kim Barfield	18/1	11/35	.314	0/1	.000	4/9	.445	26	1.4	11	8	19	1.1	14/0	5	8	1	4	128
Kim McGrew	5/0	3/7	.429	0/0	.000	0/1	.000	6	1.2	1	0	1	.2	0/0	1	0	2	0	19
Rhonda Hrobowski	20/0	9/33	.273	0/0	.000	4/6	.667	22	1.1	11	8	19	1.	18/0	13	29	1	6	170
Marlo Cormier	4/0	0/7	.000	0/0	.000	0/0	.000	0	.0	1	0	1	.3	2/0	3	1	0	3	16
Beavers	28/28	771/1845	.418	32/126	.254	374/578	.647	1948	69.6	388	528	1045	37.3	634/23	399	589	90	336	---
Team Rebounds:		OSU 129		OPPONENT 166															

Pacific-10 Conference Statistics

Player	G/ GS	--TOTAL--		----3pt----		FT/FTA	FT%	PTS	AVG	REB	REB	REB	AVG	PF/D	AST	TO	BLK	STL	MIN
		FG/FGA	FG%	FG/FGA	FG%														
Judy Shannon	18/18	142/328	.433	2/12	.167	76/110	.691	362	20.1	62	92	154	8.6	61/2	29	56	26	63	658
Sonjhia Fleming	17/17	84/176	.477	0/0	.000	36/63	.571	204	12.0	39	77	116	6.8	64/4	19	57	7	23	560
Margo Evashevski	18/18	77/156	.494	0/2	.000	39/60	.650	193	10.7	33	42	75	4.2	57/4	100	89	5	59	634
Missy Smith	17/2	42/120	.350	21/63	.333	24/30	.800	129	7.6	3	14	17	1.0	41/0	15	22	0	18	320
Vicky Jones	18/18	59/157	.376	2/9	.222	24/43	.558	144	8.0	23	23	46	2.6	56/1	46	81	1	31	588
Angela Allen	18/15	45/115	.391	0/0	.000	21/33	.636	111	6.2	38	35	73	4.1	55/4	12	35	1	15	413
Jennifer Sharp	4/1	5/15	.333	0/0	.000	3/5	.600	13	3.3	3	5	8	2.0	8/0	0	6	1	4	57
Anne McShane	14/1	17/45	.378	0/2	.000	4/5	.800	38	2.7	5	10	15	1.1	24/0	14	11	2	14	182
Kim Barfield	11/1	10/27	.370	0/1	.000	4/5	.800	24	2	8	5	13	1.2	13/0	4	4	1	3	103
Rhonda Hrobowski	12/0	7/25	.280	0/0	.000	4/6	.667	18	5	10	3	13	1.1	12/0	6	22	0	6	119
Marlo Cormier	4/0	0/7	.000	0/0	.000	0/0	.000	0	.0	1	0	1	.3	2/0	3	1	0	3	16
Beavers	18/18	448/1171	.417	25/89	.281	235/360	.653	1236	68.7	225	306	622	34.6	393/15	248	384	44	239	---
Team Rebounds:		OSU 91		OPPONENT 111															

GAME-BY-GAME AVERAGES

PLAYER	/--TOTAL--/		/----3PT----/		FT	FTA	PTS	REB	AST	TO	BLK	STL	MIN
	FG	FGA	FG	FGA									
Judy Shannon	8.4	19.2	.1	.6	4.5	6.5	21.4	9.5	1.6	3.0	1.6	3.0	35.8
Sonjhia Fleming	4.6	9.6	.0	.0	2.6	4.2	11.7	7.3	1.1	3.6	.4	1.4	31.6
Margo Evashevski	4.5	9.4	.0	.3	1.9	2.9	10.9	4.3	5.4	4.6	.3	2.9	35.9
Missy Smith	2.6	7.4	1.0	3.3	1.0	1.3	7.2	1.4	1.2	1.1	.0	1.0	18.4
Vicky Jones	2.8	7.2	.1	.3	1.3	2.1	6.9	2.4	2.6	4.1	.0	1.7	30.1
Angela Allen	2.1	5.5	.0	.0	1.2	1.8	5.5	3.5	.7	1.6	.1	.6	18.9
Jennifer Sharp	1.6	4.3	.0	.0	1.2	2.1	4.5	3.0	.3	1.4	.4	.8	16.9
Anne McShane	1.2	3.3	.0	.1	.3	.5	2.7	1.6	.9	1.0	.4	.8	13.8
Rausheda Hickman	1.0	2.4	.0	.0	.2	.4	2.2	2.0	.4	1.2	.4	.0	6.6
Kim Barfield	.6	1.9	.0	.1	.2	.5	1.4	1.1	.3	.5	.1	.2	7.1
Kim McGrew	.6	1.4	.0	.0	.0	.2	1.2	.2	.2	.0	.4	.0	3.8
Rhonda Hrobowski	.5	1.7	.0	.0	.2	.3	1.1	1.0	.7	1.5	.1	.3	8.5
Marlo Cormier	.0	1.8	.0	.0	.0	.0	.0	.3	.8	.3	.0	.8	4.0
Beavers	27.5	65.9	1.1	4.5	13.4	20.6	69.6	37.3	14.3	21.0	3.2	12.0	---
Opponent	25.4	56.3	2.6	7.3	19.6	27.6	72.9	41.1	14.7	26.2	2.0	8.9	---
Total Attendance:	20,401												
Average Attendance:	729												
Home:	5,940												
AVG. Home:	495												
Away:	14,461												
AVG. Away:	904												

1991-92 RESULTS



DATE	OPPONENT	SCORE	ATTENDANCE	LOCATION	HIGH SCORER	HIGH REBOUNDER
Nov. 23	San Francisco	64-72 L	200	A	Shannon	21
Nov. 24	Sacramento State	83-63 W	275	A	Shannon	25
Nov. 29	#Fresno State	80-61 W	340	A	Shannon	27
Nov. 30	#Santa Barbara	69-78 L	335	A	Shannon	19
Dec. 1	#Nevada-Reno	83-60 W	325	A	Shannon	27
Dec. 4	Boise State	57-71 L	343	H	Shannon	17
Dec. 5	%Sacramento State	71-63 W	335	H	Shannon	18
Dec. 7	%Cal State Fullerton	73-68 W	437	H	Shannon	36
Dec. 15	Houston	68-70 L	217	A	Shannon	26
Dec. 18	Southern Methodist	64-73 L	245	A	Shannon	22
Jan. 10	*USC	45-84 L	533	A	Allen	8
Jan. 12	*UCLA	71-89 L	350	A	Fleming	23
Jan. 16	*Washington	48-59 L	425	H	Fleming	17
Jan. 18	*Washington State	81-69 W	510	H	Shannon	25
Jan. 23	*Arizona State	69-71 L	304	A	Evashevski	23
Jan. 25	*Arizona	68-79 L	919	A	Shannon	24
Jan. 31	*Oregon	81-83 L ot	1139	H	Shannon	26
Feb. 6	*Stanford	75-69 W	572	H	Shannon	30
Feb. 8	*California	71-78 L	618	H	Shannon	21
Feb. 13	*Washington State	74-77 L ot	649	A	Shannon	21
Feb. 15	*Washington	70-73 L	4002	A	Shannon	28
Feb. 20	*Arizona	84-68 W	323	H	Shannon	36
Feb. 22	*Arizona State	69-72 L	469	H	Fleming	18
Feb. 26	*Oregon	59-62 L	1044	A	Shannon	15
Mar. 5	*California	67-78 L	679	A	Fleming	17
Mar. 7	*Stanford	68-103L	4044	A	Shannon	15
Mar. 12	*UCLA	70-71 L	288	H	Shannon	20
Mar. 14	*USC	66-78 L	481	H	Shannon	23

*Pacific-10 Conference game. #Reno Wolf Pack Invite at Reno, NV %Fisher Implement Classic at Corvallis

SEASON HIGHS/LOWS

OREGON STATE

OPPONENT

Points 1st Half:	High 43 vs. California	52 by Stanford
	Low 22 vs. USC	23 by Sacramento State
Points 2nd Half:	High 48 vs. Stanford	51 by Stanford
	Low 23 vs. USC	26 by Arizona
Total Points:	High 84 vs. Arizona	103 by Stanford
	Low 45 vs. USC	59 by Washington
Total Field Goals Made:	High 36 vs. Sacramento State	42 by Stanford
	Low 16 vs. USC	19 by Fresno State
Total Field Goal Pct.:	High .500 vs. Houston	.646 by Stanford
	Low .291 vs. USC	.312 by Fresno State
3-Point Field Goals:	High 5 vs. Oregon	8 by Oregon
	Low 0 vs. Washington	0 by UCLA
Free Throws:	High 27 vs. Washington State	33 by Santa Barbara
	Low 5 vs. California	11 by Washington
Free Throw Percentage:	High .900 vs. UCLA	.813 by UCLA
	Low .400 vs. Washington	.600 by Sacramento State
Rebounds:	High 51 vs. San Francisco	55 by USC
	Low 24 vs. USC	28 by Sacramento State
Assists:	High 26 vs. Nevada	30 by Stanford
	Low 7 vs. UCLA	4 by Fresno State
Blocked Shots:	High 8 vs. Sacramento State	7 by Stanford
	Low 0 vs. Stanford	0 by USC
Steals:	High 23 vs. Washington State	20 by Arizona State
	Low 3 vs. USC	4 by California
Turnovers:	High 32 vs. Washington State	38 by Washington State
	Low 10 vs. Fresno State	14 by Houston
Personal Fouls:	High 29 vs. Washington State	27 by Washington State
	Low 16 vs. Nevada-Reno	13 by USC

PAC-10 TEAM STATISTICS



Scoring Offense	G	PTS.	AVG
1. Stanford	33	2825	85.6
2. UCLA	31	2472	79.7
3. Arizona State	29	2260	77.9
4. California	29	2222	76.6
5. Oregon	28	2036	72.7
6. Arizona	28	2030	72.5
7. Washington State	27	1935	71.7
8. USC	31	2160	69.7
9. OREGON STATE	28	1948	69.6
10. Washington	28	1899	67.8

Scoring Defense	G	PTS	AVG
1. USC	31	1963	63.3
2. Washington	28	1910	68.2
3. Stanford	33	2312	70.1
4. California	29	2042	70.4
5. Arizona State	29	2050	70.7
6. Washington State	27	1914	70.9
7. UCLA	31	2244	72.4
8. OREGON STATE	28	2042	72.9
9. Oregon	28	2085	74.5
10. Arizona	28	2218	79.2

Rebounding	G	REB	AVG
1. UCLA	31	1432	46.2
2. Stanford	33	1419	43.0
3. Arizona State	29	1240	42.8
4. Arizona	28	1174	41.9
5. Washington	28	1099	39.3
6. Oregon	28	1088	38.9
7. California	29	1121	38.7
8. USC	31	1179	38.0
9. Washington State	27	1018	37.7
10. OREGON STATE	28	1045	37.3

Field Goal Pct.	FG	FGA	PCT
1. Stanford	1021	2114	48.3
2. California	822	1756	46.8
3. Arizona	792	1756	45.1
4. Washington State	698	1570	44.5
5. USC	831	1885	44.1
6. UCLA	962	2187	44.0
7. Oregon	762	1754	43.4
8. OREGON STATE	771	1845	41.8
9. Arizona State	806	1937	41.6
10. Washington	656	1647	39.8

3-Pt. Field Goal Pct.	3FG	3FGA	PCT
1. California	134	346	38.7
2. Washington	77	208	37.0
3. Stanford	150	414	36.2
4. Washington State	126	352	35.8
5. Oregon	131	398	32.9
6. Arizona State	98	312	31.4
7. USC	105	335	31.3
8. UCLA	58	191	30.4
9. Arizona	52	201	25.9
10. OREGON STATE	32	126	25.4

Assists Average	G	Ast	AVG
1. Stanford	33	613	18.6
2. Arizona State	29	474	16.3
3. Arizona	28	432	15.4
4. California	29	443	15.3
5. UCLA	31	470	15.2
6. Oregon	28	423	15.1
7. Washington State	27	386	14.3
8. OREGON STATE	28	399	14.3
9. USC	31	395	12.7
10. Washington	28	312	11.1

Turnover Margin	OWN	OPP	DIFF
1. OREGON STATE	21.0	26.2	5.2
2. Arizona State	22.0	26.8	4.8
3. USC	18.1	21.2	3.1
4. UCLA	19.5	22.1	2.6
5. Stanford	18.1	19.2	1.1
6. Washington	24.1	24.2	0.1
7. California	19.4	19.4	0.0
8. Oregon	21.2	20.4	-0.8
9. Washington State	24.6	23.5	-1.1
10. Arizona	24.2	20.1	-4.1

FG Pct. Defense	FG	FGA	PCT
1. Stanford	901	2221	40.6
2. Washington State	660	1611	41.0
3. UCLA	865	2094	41.3
4. USC	715	1714	41.7
5. Arizona State	719	1691	42.5
6. Oregon	745	1752	42.5
7. Arizona	832	1907	43.6
8. California	775	1761	44.0
9. Washington	723	1630	44.4
10. OREGON STATE	710	1577	45.0

Free Throw Percentage	FT	FTA	Pct
1. Stanford	633	861	73.5
2. Washington State	413	582	71.0
3. Washington	510	724	70.4
4. Oregon	381	560	68.0
5. Arizona State	550	816	67.4
6. UCLA	490	730	67.1
7. California	444	663	67.0
8. USC	393	588	66.8
9. Arizona	414	620	66.8
10. OREGON STATE	374	578	64.7

Steals	G	ST	AVG
1. Arizona State	29	420	14.5
2. OREGON STATE	28	336	12.0
3. UCLA	31	350	11.3
4. Washington State	27	289	10.7
5. Arizona	28	284	10.1
6. California	29	293	10.1
7. Oregon	28	282	10.1
8. USC	31	299	9.6
9. Stanford	33	289	8.8
10. Washington	28	237	8.5

PAC-10 INDIVIDUAL STATISTICS



Scoring	G	FG	3FG	FT	Pts	Avg
1. Trisha Stafford, CAL	29	228	11	180	647	22.3
2. Natalie Williams, UCLA	23	197	0	101	495	21.5
3. JUDY SHANNON, OSU	28	236	3	125	600	21.4
4. Lisa Leslie, USC	31	262	2	106	632	20.4
5. Rehema Stephens, UCLA	30	236	9	114	595	19.8
6. Val Whiting, STAN	33	231	0	149	611	18.5
7. Margo Clark, ARIZ	27	195	1	78	469	17.4
8. Staci Wallenborn, ORE	26	147	26	85	405	15.6
9. Milica Vukadinovic, CAL	29	166	40	72	444	15.3
10. Camille Thompson, WSU	26	153	0	64	370	14.2

Field Goal Percentage

(min 4 made per game)

G	FG	FGA	Pct	
1. Camille Thompson, WSU	26	153	260	58.8
2. Lisa Salsman, ASU	22	112	195	57.4
3. Keshia Martin, CAL	29	139	243	57.2
4. Natalie Williams, UCLA	23	197	352	56.0
5. Lisa Leslie, USC	31	262	476	55.0
6. Chris MacMurdo, STAN	33	138	255	54.1
7. Margo Clark, ARIZ	27	195	367	53.1
8. Trisha Stafford, CAL	29	228	441	51.7
9. Val Whiting, STAN	33	231	450	51.3
10. Christy Hedgpath, STAN	33	157	319	49.2

3-Point Field Goal Pct

(min 1 made per game)

G	FG	FGA	Pct	
1. Jennifer Self, CAL	29	64	149	43.0
2. Molly Goodenbour, STAN	33	66	156	42.3
3. Joni Easterly, USC	31	31	74	41.9
4. Laura Moore, WASH	28	45	109	41.3
5. Milica Vukadinovic, CAL	29	40	97	41.2

Free Throw Pct

(min 2 made per game)

G	FT	FTA	Pct	
1. Lisa Salsman, ASU	22	65	75	86.7
2. Rehema Stephens, UCLA	30	114	139	82.0
3. Christy Hedgpath, STAN	33	74	92	80.4
4. Dianne Williams, WASH	28	83	104	79.8
5. Joni Easterly, USC	31	89	116	76.7
6. Staci Wallenborn, ORE	26	85	112	75.9
7. Rachel Hemmer, STAN	33	116	153	75.8
8. Milica Vukadinovic, CAL	29	72	95	75.8
9. Val Whiting, STAN	33	149	198	75.3
10. Chris MacMurdo, STAN	33	82	109	75.2

Rebounding

Avg	G	Off	Def	Tot	
1. Natalie Williams, UCLA	23	136	182	318	13.8
2. JUDY SHANNON, OSU	28	103	162	265	9.5
3. Val Whiting, STAN	33	104	196	300	9.1
4. Trisha Stafford, CAL	29	87	164	251	8.7
5. Margo Clark, ARIZ	27	70	158	228	8.4
6. Lisa Leslie, USC	31	94	167	261	8.4
7. Rehema Stephens, UCLA	30	105	126	231	7.7
8. Keshia Martin, CAL	29	70	142	212	7.3
9. SONJHIA FLEMING, OSU	27	81	116	197	7.3
10. Monique Ambers, ASU	29	78	132	210	7.2

Steals

G	St	Avg	
1. Vanessa Selden, ORE	27	84	3.1
2. JUDY SHANNON, OSU	28	83	3.0
3. Darci Wellsandt, WSU	25	74	3.0
4. Ryneldi Becenti, ASU	29	85	2.9
5. MARGO EVASHEVSKI, OSU	28	80	2.9
6. Natalie Williams, UCLA	23	65	2.8
7. Nicole Anderson, UCLA	30	78	2.6
8. Milica Vukadinovic, CAL	29	61	2.1
9. Tammy Story, USC	31	65	2.1
10. Tara Davis, WASH	28	57	2.0

Assists

G	Ast	Avg	
1. Ryneldi Becenti, ASU	29	201	6.9
2. Milica Vukadinovic, CAL	29	181	6.2
3. MARGO EVASHEVSKI, OSU	28	152	5.4
4. Molly Goodenbour, STAN	33	177	5.4
5. Mary Klemm, ARIZ	28	132	4.7
6. Nicole Anderson, UCLA	30	140	4.7
7. Vanessa Selden, ORE	27	115	4.3
8. Darla Williamson, WSU	27	113	4.2
9. Brenda Pantoja, ARIZ	28	109	3.9
10. Monica Wiley, CAL	29	112	3.9

Blocked Shots

G	BS	Avg	
1. Lisa Leslie, USC	31	54	1.7
2. JUDY SHANNON, OSU	28	46	1.6
3. Kathy Weber, WSU	27	44	1.6
4. Val Whiting, STAN	33	47	1.4

1991-92 PAC-10 SUMMARY



1991-92 PAC-10 STANDINGS

Team	Conference			Overall		
	W	L	Pct.	W	L	Pct.
Stanford	15	3	.833	30	3	.909
USC	14	4	.778	23	8	.742
California	12	6	.667	20	9	.690
UCLA	12	6	.667	21	10	.677
Arizona State	11	7	.611	20	9	.690
Washington	9	9	.500	17	11	.607
Oregon	6	12	.333	14	14	.500
Washington State	5	13	.278	12	15	.444
Arizona	3	15	.167	9	19	.321
OREGON STATE	3	15	.167	8	20	.286

PAC-10 PLAYERS OF THE WEEK

Nov. 25.....Chris MacMurdo, Stanford
 Dec. 1.....Debbie Sporcich, Oregon
 Dec. 8.....Ryneldi Becenti, Arizona State
**JUDY SHANNON, OREGON STATE**
 Dec. 15.....Val Whiting, Stanford
 Dec. 23.....Trisha Stafford, California
 Dec. 30.....Lisa Leslie, USC
 Jan. 6.....Margo Clark, Arizona
 Jan. 13.....Trisha Stafford, California
 Jan. 20.....Val Whiting, Stanford
 Jan. 27.....Lisa Leslie, USC
 Feb. 3.....Rehema Stephens, UCLA
 Feb. 10.....**JUDY SHANNON, OREGON STATE**
Natalie Williams, UCLA
 Feb. 17.....Christy Hedgpeth, Stanford
 Feb. 24.....Ryneldi Becenti, Arizona State
 Mar. 2.....Jovonne Smith, Arizona State
 Mar. 9.....Tammy Story, USC
 Mar. 16.....Natalie Williams, UCLA

ALL-AMERICA TEAMS

Coaches Association/Kodak:

Val Whiting, Stanford

Women's Basketball News Service

First Team: Val Whiting, Stanford
 Second Team: Trisha Stafford, California
 Third Team: Lisa Leslie, USC

NEA/World Almanac

First Team: Val Whiting, Stanford,
 Lisa Leslie, USC

U.S. Basketball Writers Association

First Team: Val Whiting, Stanford
 Second Team: Lisa Leslie, USC

Basketball Times

First Team: Val Whiting, Stanford
 Second Team: Lisa Leslie, USC
 Third Team: Rehema Stephens, UCLA
 Honorable Mention: Margo Clark, Arizona;
JUDY SHANNON, OREGON STATE;
 Ryneldi Becenti, Arizona State; Trisha Stafford,
 California; Tammy Story, USC; Natalie Williams, UCLA

ALL-CONFERENCE

Ryneldi Becenti.....Arizona State
 Margo Clark.....Arizona
 Lisa Leslie.....USC
JUDY SHANNON.....OREGON STATE
 Trisha Stafford.....California
 Rehema Stephens.....UCLA
 Tammy Story.....USC
 Val Whiting.....Stanford
 Natalie Williams.....UCLA
 Milica Vukadinovic.....California

ALL-FRESHMEN TEAM

Rachel Hemmer.....Stanford
 Stacey Johnson.....Arizona State
 Anita Kaplan.....Stanford
 Rhonda Smith.....Washington
 Jacinda Sweet.....Arizona

PLAYER OF THE YEAR:.....Val Whiting, Stanford

FRESHMAN OF THE YEAR:.....Rachel Hemmer, Stanford

COACH OF THE YEAR:.....Gooch Foster, California

ACADEMIC ALL-CONFERENCE

FIRST TEAM

MARGO EVASHEVSKI.....OREGON STATE
 Chris MacMurdo.....Stanford
 Jennifer Self.....California
 Tammy Story.....USC
 Darla Williamson.....Washington State

SECOND TEAM

Kelly Blair.....Oregon
SONJHIA FLEMING.....OREGON STATE
 Christy Hedgpeth.....Stanford
 Lisa Salsman.....Arizona State
 Monica Wiley.....California

HONORABLE MENTION

Anne Adkins.....Stanford
 Megan Magee.....Arizona
 Angie Peterson.....Washington State
 Nicole Sevillian.....Stanford
 Ilesha Smith.....Oregon
MISSY SMITH.....OREGON STATE
 Missy Stowell.....Oregon
 Peggy Swadener.....Oregon
 Erika Wheeler.....Washington State
 Sara Wilson.....Oregon

POST SEASON PLAY



1992 NCAA BASKETBALL TOURNAMENT

EAST

First Round

George Wash.	70
Vermont	69
Clemson	76
Tenn.-Chattanooga	72
Connecticut	83
St. Peter's	66
North Carolina	60
Old Dominion	54

Second Round

Virginia	97
George Wash.	58
West Virginia	73
Clemson	72
Vanderbilt	75
Connecticut	47
Miami	86
North Carolina	72

Regionals

Virginia	103
West Virginia	83
Vanderbilt	71
Miami	61
Virginia	70
Vanderbilt	58
Winner: Virginia	

MIDWEST

First Round

S.W. Missouri St.	75
Kansas	59
UCLA	93
Notre Dame	72
DePaul	67
Arizona State	65
So. Illinois	84
Colorado	80ot

Second Round

S.W. Missouri St.	61
Iowa	60ot
UCLA	82
Texas	81
Penn State	77
DePaul	54
Mississippi	72
So. Illinois	56

Regionals

S.W. Missouri St.	83
UCLA	57
Mississippi	75
Penn State	72
S.W. Missouri St.	94
Mississippi	71
Winner: S.W. Missouri	

WEST

First Round

UC-Santa Barbara	80
Houston	69
Santa Clara	73
California	71
Montana	85
Wisconsin	74
Creighton	79
Long Beach State	66

Second Round

Stanford	82
UC-Santa Barbara	73
Texas Tech	64
Santa Clara	58
Southern Cal	71
Montana	59
Stephen F. Austin	75
Creighton	74

Regionals

Stanford	75
Texas Tech	63
Southern Cal	61
Stephen F. Austin	57
Stanford	82
Southern Cal	62
Winner: Stanford	

MIDEAST

First Round

Rutgers	93
So. Mississippi	63
Alabama	100
Tennessee Tech	87
No. Illinois	77
Louisiana Tech ot	71
Toledo	74
Providence	64

Second Round

Tennessee	97
Rutgers	56
Western Kentucky	98
Alabama	68
Purdue	98
No. Illinois	62
Maryland	73
Toledo	60

Regionals

Western Kentucky	75
Tennessee	70
Maryland	64
Purdue	58
Western Kentucky	75
Maryland	70
Winner: Western Kentucky	

SEMI-FINALS

Stanford	66	Western Kentucky	84
Virginia	65	S.W. Missouri St.	72

FINALS

Stanford	78
Western Kentucky	62

1993 FINAL FOUR

The Omni - Atlanta, Georgia
Host: Georgia Institute of Technology
April 3-4, 1993

NCAA REGIONALS (March 25 and 27):

- EAST REGIONAL:** Virginia Commonwealth, Richmond, Virginia
- MIDEAST REGIONAL:** University of Iowa, Iowa City, Iowa
- MIDWEST REGIONAL:** Stephen F. Austin, Nacogdoches, Texas
- WEST REGIONAL:** University of Montana, Missoula, Montana

*First and second-round games will be played on the campus of one of the participating institutions.

Oregon State in Post Season Play

NCAA Tournament
 1983: (First Round at Salem, OR), Oregon State 75, UCLA 62
 (Western Regional at UCLA), Long Beach State 92, Oregon State 72
 1984: (First Round at Missoula, Montana), Montana 56, Oregon State 47
 NCAA Tournament win - loss record: Two Years, 1 - 2 .333 percent

NWIT Tournament
 1980: (National Finals, Amarillo, Texas), Oregon State 79, Mississippi College 72;
 Oregon State 78, Drake 65; Oregon State 71, North Carolina 62
 1982: (National Finals, Amarillo, Texas), Oregon State 71, Southern Mississippi 65;
 Oregon State 76, Illinois State 61; Oregon State 76, Florida State 60
 NWIT Tournament win - loss record: Two Years, 6 - 0 1.000 percent

AIAW TOURNAMENT
 1979: (Region 9 Playoffs at Palo Alto, California), UCLA 105, Oregon State 70;
 Oregon State 78, Brigham Young 74
 1981: (Region 9 Playoffs at UCLA), UCLA 72, Oregon State 65

AIAW Tournament win-loss record: Two Years, 1 - 2 .333 percent
OREGON STATE CONFERENCE/NATIONAL TOURNAMENT CHAMPIONSHIPS
 1979: NWBL Champions (Northwest Women's Basketball League)
 1980: NWIT Champions (National Women's Invitational Tournament)
 1981: NWBL Champions
 1982: NWIT Champions
 1983: NorPac Champions; Big O Tournament Champions (Corvallis)

BEAVER BASKETBALL HISTORY



OREGON STATE LETTER WINNERS (1978-92)

— A —		— M —	
Acarregui, Chris	1980-81	Martin, Jan	1980-81-82-83
Ahr, Cindy	1984-85-86	Maryntschak, Izzy	1988-91
Aldred, Lisa	1984	Matthews, Susie	1988
Allen, Angela	1991-92	Mattick, Natalia	1991
Aldred, Lisa	1984	McDonald, Karen	1980
Amiton, Laura	1985-87	McLean, Tara	1987
Arbuckle, Brenda	1984-85-87	Meeke, Debbie	1978-79-80
— B —		Menken, Carol	1979-80-81
Barfield, Kim	1992	Miller, Shannon	1979
Becker, Margy	1979-80-81-82	Milnor, Diane	1978
Blair, Tina	1982	Mollet, Pam	1980-81
Brigham, Donna	1981	Mothershed, Tanya	1982-83-84-85
Brooks, LaCole	1988-89	Moore, Audrey	1989-90
Brostrom, Lori	1980	— N —	
Bullard, Amy	1981	Newman, Mary	1978-79
— C —		Novo, Serena	1983
Cady, Cheryl	1981-82	— O —	
Channel, Lisa	1983-84-86-87	O'Keefe, Maureen	1986-87
Cherry, Michele	1988	— P —	
Clark, Robyn	1980-81-82-83	Parriot, Kari	1988
Coleman, Juli	1982-83-84-85	Paschke, Becky	1979
Collings, Betty	1978-79-80-81	Pretty, Jani	1978
Collum, Michelle	198	— R —	
Cornier, Marlo	1990-91-92	Raspberry, Monica	1985-86-87-89
— D —		Rice, Marsha	1978-79
Dalluge, Debbie	1985-86-87-89	Riel, Kathy	1980-81
Daniels, Shanna	1988-90	Rogers, Jackie	1984
DeCree, Fonda	1985-86-87	Rome, Tracy	1991
DeFrancesco, Carol	1986	— S —	
Doherty, Maureen	1983	Shannon, Judy	1991-92
Dubs, Cindy	1978	Sharp, Jennifer	1989-90
— E —		Smith, Kathy	1990-91
Ellis, Amy	1991-92	Smith, Missy	1992
Ellis, Lisa	1985	Smits, Mireille	1988
Ernst, Angela	1988-89	Spoelstra, Judy	1982-83
Estesm, Coral	1978	Sturzenegger, Cheryl	1981-82-83-84
Evashevski, Margo	1990-91-92	Swearingen, Jackie	1978
— F —		— T —	
Farzan, Sue	1979	Tanner, Barbara	1990
Flamoe, Michelle	1986-87-88-89	Tichenor, Alice	1984
Fleming, Sonjia	1990-91-92	— V —	
Flippen, Yvette	1985-86	Vanderstoel, Kathy	1978-79
— G —		— W —	
Gaskins, Sara	1989-90	Wardrop, Carol	1979
Gray, Yasmin	1988-89	Watanabe, Lianne	1983
— H —		Wheeler, Tami	1978
Hall, Kitsy	1978	Witt, Monica	1984
Hayes, Mary Kay	1979	Wyneken, Brenda	1979
Haynes, DeRhonda	1986-87-88-89	— Y —	
Hill, Cathy	1980	Young, Jennifer	1985-86
Hilyard, Gwen	1979	— Z —	
Hoppes, Cheri	1980-81	Zeller, Julie	1984
Hrobowski, Rhonda	1992	— J —	
— I —		Jackson, Cynthia	1986-87-88-89
— K —		Jeske, Lillian	1978
Kikuchi, Ayako	1984-85-86	Johnston, Cindi	1983-84
— L —		Johnston, Sue	1987-88-89
Lopez, Belinda	1981-82-83-84	Jones, Vicky	1991-92

Women's basketball at Oregon State actually got its start before organized men's competition began. The first women's game was played in 1898; the first men's contest in 1901.

That game bore little resemblance to modern day basketball, however. The court was divided into three zones, each containing two players from the two teams. The divisions included areas for guards, centers and forwards. A center jump was held after every basket and no one was allowed to leave their zone.

Scores were low in that era - in 1914, for example, Oregon State beat Oregon by a 10-8 score.

By the 1930's, there was a change in philosophy in women's sports. Competition, per se, was discouraged. On the other hand, mass participation via class instruction and intramurals was encouraged. That philosophy prevailed until the early 1970's although women's basketball was organized as an extramural and club sport in the late 1950's.

No school in the Northwest was quite as successful as Oregon State University. Competing against clubs from other schools, Oregon State teams went undefeated from 1959 to 1966.

Basketball became an intercollegiate sport for women in 1972, when the newly organized women's athletic department started competition as a charter member of the Association for Intercollegiate Athletics for Women (IAAW). Teams competed in the Northwest College Women's Sports Association (NCWSA), Region 9 of the nine-division IAAW.

Accurate records, however, were not kept in women's basketball until the 1976-77 season, when Mary Covington coached the Beavers.



Mary Covington



Aki Hill


ALL-TIME COACHING RECORDS

Year	Coach	W	L	Pct.
1977	Mary Covington	5	22	.185
1978	Mary Covington	10	10	.500
1979	Aki Hill	15	7	.682
1980	Aki Hill	23	8	.742
1981	Aki Hill	22	6	.786
1982	Aki Hill	20	8	.714
1983	Aki Hill	24	6	.800
1984	Aki Hill	21	8	.724
1985	Aki Hill	19	10	.655
1986	Aki Hill	7	21	.250
1987	Aki Hill	17	11	.610
1988	Aki Hill	10	18	.357
1989	Aki Hill	13	15	.464
1990	Aki Hill	5	26	.161
1991	Aki Hill	17	11	.610
1992	Aki Hill	8	20	.286
1977-92	Overall Record	236	207	.533
1977-78	Mary Covington	15	32	.319
1979-92	Aki Hill	221	175	.558


OSU ALL AMERICANS



Judy Spoelstra
Kodak All-American 1983



Chelle Flamoe Academic All-American
1987 - 1988 - 1989



Juli Coleman Academic All-American
1984 - 1985



Carol Menken
Kodak All American 1981

OREGON STATE'S GOLDEN ALL-AMERICAN CAROL MENKEN-SCHAUDT

Carol Menken came to Oregon State unrecruited by anyone else in the state. She had grown up in nearby Jefferson, Oregon, played a year of junior college ball at Linn-Benton Community College and was ready to move up to the NCAA level. Fortunately for OSU fans, the Beavers' coaching staff of Aki Hill and Ross Cook signed Menken.

Three years later, Menken left Oregon State as one of the top basketball players in the country. She was named a Kodak All-American during her senior year and led OSU to a sparkling 22-6 record in 1980-81. Menken also led the country in field goal percentage, hitting 363 of 484 shots, an incredible .750 shooting percentage.

Menken was selected to play for the United States Team at the 1984 Olympics. The U.S. won the gold medal at the Olympics that year, in Los Angeles.

Menken went on to play AAU basketball in Turin, Italy, where she was among league leaders in scoring and rebounding. After six seasons in Italy, Carol played in Tokyo. Carol also played in the World University Games for the United States in the summer of 1981 and toured Romania, Yugoslavia and Cuba.

YEAR BY YEAR RESULTS



YEAR-BY-YEAR RESULTS

1976-77 - (5-20)

Head Coach: Mary Covington	OSU-OPP
Alaska-Fairbanks	54-79 A
Alaska-Fairbanks	62-83 A
Alaska-Fairbanks	52-57 A
Alaska-Anchorage	63-53 A
UCLA	35-125 A
USC	54-86 A
Australia	24-92 H
Washington	37-73 A
Western Washington	45-58 A
Portland State	38-79 H
Western Washington	51-57 H
Alaska-Fairbanks	42-55 H
Oregon	55-57 A
Washington State	35-47 A
Eastern Washington	58-60 A
Central Washington	33-40 A
Oregon College	59-65 A
Southern Oregon State	71-45 H
Simon Fraser	55-50 P
Montana	42-40 P
Southern Oregon State	66-49 A
Oregon	43-46 H
Oregon College	45-61 H
Southern Oregon State	49-54 P
Seattle Pacific	50-60 P

1977-78 - (10-10)

Head Coach: Mary Covington	OSU-OPP
Humboldt State	69-53 H
Alaska-Anchorage (I)	59-60 A
Alaska-Anchorage	47-46 A
Alaska-Fairbanks	73-63 A
Southern Oregon State	68-64 H
Western Washington	63-73 A
Washington	35-81 A
Oregon College	62-57 H
Oregon	48-67 A
Portland State	57-61 H
Alaska-Fairbanks	79-68 H
Washington State	58-84 A
Boise State	60-70 A
Washington	38-78 H
Western Washington	45-50 H
Portland State	66-67 A
Southern Oregon State	53-51 A
Oregon	58-59 H
Montana	62-56 H
Montana State	58-41 H
(F) - Forfeit	

1978-79 - (15-7)

Head Coach: Aki Hill	OSU-OPP
Alaska-Anchorage	74-45 H
Alaska-Anchorage	85-38 H
Oregon College	71-42 H
Western Washington	62-46 H
Washington	77-47 H
Oregon College	76-75 A
Boise State	91-59 H
Washington State	65-71 H
Oregon	57-69 H
Portland State	76-64 H
Seattle University	55-61 H
Montana State	60-54 A
Montana	75-56 A
Western Washington	72-68 A
Washington	56-77 A
Oregon	65-78 A
Portland State	56-55 A
Montana State	76-73 A
Washington State	71-62 A
Oregon	75-68 A
UCLA	70-105 A
Brigham Young	78-74 A

1979-80 - (22-9)

Head Coach: Aki Hill	OSU-OPP
Pepperdine	59-74 T
California	60-74 T
Montana State	56-72 T
San Francisco	67-73 H
San Jose	74-72 H
UCLA	76-77 T
PSU	93-47 T
Oregon	69-79 T
USC	65-57 A
Fullerton	83-62 A
Irvine	83-48 A
Hawaii	79-43 A
Washington	87-61 A
Seattle	95-65 A

Oregon	58-74 A
Washington State	75-55 A
Eastern Washington	79-35 A
Montana State	97-72 H
Montana	82-62 H
Alaska-Anchorage	114-54 H
Alaska-Anchorage	82-62 H
Portland State	67-53 H
Seattle	90-77 H
Washington	75-49 H
Boise State	83-65 A
Portland State	57-48 A
Oregon	57-82 H
Seattle	60-61 T
Mississippi College	79-72 T
Drake	78-65 T
North Carolina	71-62 T

1980-81 - (22-6)

Head Coach: Aki Hill	OSU-OPP
Amarillo College	105-68 T
Utah State	101-77 T
Utah	77-81 A
Colorado State	96-71 T
Nebraska	84-71 T
California	82-78 T
Brigham Young	95-65 T
Oregon	71-72 T
Texas	65-72 T
Seattle	85-53 H
Victoria	68-56 H
Portland State	99-52 A
Boise State	82-54 H
Oregon	64-73 H
Washington	89-65 A
Simon Fraser	80-41 H
Montana State	74-65 A
Montana	77-69 A
Oregon	66-80 A
Stanford	78-53 H
Eastern Washington	90-38 H
Washington State	75-59 H
Washington	94-61 H
Portland State	105-54 H
Washington State	86-46 T
Montana	72-54 T
Oregon	61-54 T
UCLA	65-72 T

1981-82 - (20-8)

Head Coach: Aki Hill	OSU-OPP
Wayland Baptist	77-69 T
Kansas	55-70 T
Stephen F. Austin	75-70 T
Texas	72-84 A
Utah	88-68 H
California	77-59 T
Oregon	48-65 T
Tennessee	62-73 T
Washington	80-71 A
San Jose State (2-OT)	80-79 A
Hawaii	103-64 T
San Francisco	88-53 T
Drake	59-49 H
Portland State	117-58 H
Pacific Christian	98-47 H
Oregon	60-63 A
California	71-75 T
Nevada-Las Vegas	95-57 T
Washington	83-76 H
Boise State	74-56 A
Oregon	59-71 H
Eastern Washington	48-57 T
Washington State	58-52 A
Montana	72-65 H
Montana State	78-50 H
Southern Mississippi	71-65 T
Illinois State	76-61 T
Florida State	76-60 T

1982-83 - (24-6)

Head Coach: Aki Hill	OSU-OPP
Portland	72-63 H
Illinois State	56-60 A
Southern Illinois	65-63 A
Drake	72-74 A
Portland State	73-62 A
Texas	50-52 T
Washington	75-62 T
Portland State	58-52 T
UCLA	81-71 H
San Diego State	54-49 A
San Diego	87-57 A
New Mexico	77-53 T
Illinois State	89-57 T
Washington	86-61 H
Washington State	84-57 H
Washington State	84-57 H
Pacific	73-55 H
Fresno State	75-43 H
Santa Clara	89-46 H
San Francisco	81-54 H

California	70-64 A
San Jose State	56-69 A
USC	57-68 H
Oregon	66-63 H
Washington	79-56 A
Washington State	68-53 A
Oregon (OT)	49-46 A
Washington	82-65 T
California	59-58 T
UCLA	75-62 T
Long Beach State	72-92 T

1983-84 - (22-7)

Head Coach: Aki Hill	OSU-OPP
Brigham Young	76-72 A
Utah	64-58 A
Portland State	56-55 H
Portland	69-54 H
Arizona	71-54 A
Baylor	76-75 T
Arizona State	48-68 T
Utah	71-65 T
Kansas State	70-62 T
Georgia	54-89 T
Fullerton State	67-58 A
UCLA	49-67 A
Alaska-Anchorage	75-55 T
Portland	59-47 T
Washington State	70-49 A
Washington	62-64 A
Fresno State	64-74 A
Pacific	90-81 A
San Francisco	83-58 A
Santa Clara	72-63 A
San Jose State	89-71 H
California	84-62 H
Oregon	61-69 A
Washington	77-66 H
Washington State	80-62 H
Oregon	76-59 H
California	91-65 T
Oregon	67-77 T
Montana	47-46 T

1984-85 - (19-10)

Head Coach: Aki Hill	OSU-OPP
Mississippi State	72-69 T
Texas Tech	55-79 T
Missouri	69-103 T
Colorado State	77-58 T
Delta State	75-82 T
Portland	81-58 H
Arizona	72-54 H
Clemson	82-75 T
Portland State	79-63 T
Alabama	59-57 T
Cal Poly	54-61 A
San Diego State	68-66 A
Penn State	56-98 T
Creighton	82-56 T
Utah	68-62 H
Washington	53-72 H
Washington State	62-53 H
Oregon	80-63 H
Santa Clara	76-60 A
San Jose State	83-52 A
Portland State	48-58 A
Fresno State	80-69 H
California	75-56 H
San Francisco	74-52 H
Washington State (OT)	76-72 A
Washington	76-85 A
Oregon	50-63 A
Oregon	82-68 T
Washington	70-84 T

1985-86 - (8-21)

Head Coach: Aki Hill	OSU-OPP
Taiwan	60-82 H
Mississippi	47-76 A
Delta State	58-88 A
Cal State-Fullerton	66-60 H-T
Texas A&M	70-69 H-T
Idaho	58-71 A
Eastern Washington	61-81 A
Utah State	74-73 A-T
Washington State	74-64 A-T
Long Beach State	81-112 A
USC	55-117 A
Wyoming	64-75 A
Colorado State	42-54 A
Portland	87-49 H
San Jose State	80-53 H
California	74-62 H
Washington State	77-80 A
Washington	60-75 A
Fresno State	69-72 H
Arizona State	57-81 H
Oregon	47-72 H
Portland	50-61 A
California	59-90 A

San Jose State	78-88 A
Washington	42-65 H
Washington State	57-65 H
Portland State	66-55 H
Fresno State	64-76 A
Oregon	53-69 A

1986-87 - (17-11)

Head Coach: Aki Hill	OSU-OPP
Iowa State	79-70 H-T
Texas Tech	69-58 H-T
Long Beach State	62-73 H
Boise State	68-39 H
Portland	78-65 A
New Mexico	75-60 A
SW Texas State	63-46 A
UTEP	90-66 A
Portland State	78-73 A
Arizona	68-55 H
Arizona State	90-72 H
Oregon	63-65 A
Portland	93-77 H
USC	82-99 A
UCLA	74-69 A
Washington	51-67 A
Washington State	74-68 A
Stanford	70-53 H
California	69-67 H
Arizona State	75-58 A
Arizona	68-69 A
Oregon	51-71 H
UCLA	53-65 H
USC	84-101 H
Washington State	85-68 H
Washington	67-69 H
California	71-94 A
Stanford	56-58 A

1987-88 - (10-18)

Head Coach: Aki Hill	OSU-OPP
Portland	101-53 H
Southwest Louisiana	60-57 A
Texas A&M	70-87 A
Colorado	60-82 A
Dartmouth	63-51 H
Tennessee	56-91 H
Utah	52-66 A
Brigham Young	86-92 A
Portland State	79-62 H
Idaho	77-52 H
UCLA	51-66 A
USC	62-73 A
Arizona State	66-61 A
Arizona	65-63 A
Washington State	54-53 H
Washington	50-68 H
California	58-66 A
Stanford	48-71 A
USC	62-67 H
UCLA	60-77 H
Arizona	78-48 H
Arizona State	64-61 H
Washington	49-77 A
Washington State	64-77 A
Stanford	56-65 H
California	75-79 H
Oregon	47-58 A
Oregon	51-53 H

1988-89 - (13-15)

Head Coach: Aki Hill	OSU-OPP
San Francisco	72-56 A
Fresno State	81-54 A
UC-Irvine	81-54 A
UNLV	68-92 A
Portland	77-53 A
Missouri-Kansas City	62-52 T
Oregon	59-67 T
Brigham Young	84-61 H
Drake	66-68 A
Iowa	45-90 A
Portland State	80-67 H
Oregon	51-52 H
Arizona State	78-60 H
Arizona	73-59 H
Washington State	66-63 A
Washington	60-71 A
California	64-59 H
Stanford	64-75 H
UCLA	81-58 H
USC	56-65 H
Arizona State	65-62 A
Arizona	76-71 A
Washington	63-75 H
Washington State	66-68 H
Stanford	56-93 A
California	60-70 A
USC	68-86 A
UCLA	61-77 A
Oregon	55-61 A

1989-90 - (5-26)

Head Coach: Aki Hill	OSU-OPP
Vanderbilt	50-63 A
Southern Illinois	54-63 A
Toledo	65-74 A
San Jose State	72-62 A
San Francisco	69-65 A
Montana State	72-58 H
UC-Irvine	63-24 H
Portland State	72-77 A
Northwestern	56-87 H
Hawaii	59-91 H
San Diego	51-58 A
St. Mary's	68-80 A
UNLV	57-68 H
Stanford	62-84 A
California	65-76 H
Oregon	61-76 H
Washington State	57-100 A
Washington	47-69 A
UCLA	60-82 H
USC	46-50 H
Arizona State	57-66 A
Arizona	50-66 A
Oregon	63-82 A
Washington	56-73 H
Washington State	69-63 H
USC	49-64 A
UCLA	55-74 A
Arizona	65-70 H
Arizona State	58-60 H
California	72-83 A
Stanford	48-94 A

1990-91 - (17-11)

Head Coach: Aki Hill	OSU-OPP
Southwest Texas	62-45 A
Cal State Fullerton	67-58 A
Portland	72-53 H
Idaho State	80-62 H
San Diego	74-58 H
Portland State	74-83 A
Loyola-Chicago	69-53 A
Northwestern	73-83 A
Montana State	70-56 A
Eastern Washington	82-60 H
Stanford	81-99 A
California	70-89 A
Oregon	74-58 A
Washington State	63-87 H
Washington	84-67 H
UCLA	55-66 A
USC	73-71 A
Arizona State	80-69 H
Arizona	95-62 H
Oregon	63-65 H
Washington	61-68 A
Washington State	59-61 A
USC	60-65 H
UCLA	89-83 H
Arizona	97-73 A
Arizona State	64-81 A
California	72-59 H
Stanford	87-61 H

1991-92 - (8-20)

Head Coach: Aki Hill	OSU-OPP
San Francisco	64-72 A
Sacramento State	83-63 A
Fresno State	80-61 N
Cal-Santa Barbara	69-78 N
Nevada-Reno	83-60 A
Boise State	57-71 H
Sacramento State	71-63 H
Cal State Fullerton	73-68 H
Houston	68-70 A
Cal State Fullerton	64-73 A
USC	45-84 A
UCLA	71-89 A
Washington	48-59

OREGON STATE RECORDS



TEAM RECORDS

MOST POINTS	117 vs. Portland State	117-58	1/8/82	Corvallis
MOST REBOUNDS	61 vs. San Jose State	80-79	12/30/81	San Jose
MOST ASSISTS	34 vs. Pacific Christian	98-47	1/9/82	Corvallis
MOST STEALS	38 vs. Portland State	87-48	2/27/80	Portland
MOST BLOCKED SHOTS	13 vs. Hawaii	79-43	1/5/80	Corvallis
	13 vs. Santa Clara	89-46	1/28/83	Corvallis
BIGGEST WINNING MARGIN	60 vs. Alaska-Anchorage	114-54	2/7/80	Corvallis
BIGGEST REBOUND MARGIN	35 vs. Portland St. (51-16)	117-58	1/8/82	Corvallis
MOST FIELD GOALS	65 vs. Alaska-Anchorage	114-54	2/7/80	Corvallis
MOST FIELD GOAL ATTEMPTS	93 vs. Alaska-Anchorage	114-54	2/7/80	Corvallis
BEST FIELD GOAL PERCENTAGE	71.9 vs. Washington (40-57)	94-61	2/26/81	Corvallis
MOST FREE THROWS	31 vs. Hawaii	103-64	1/1/82	San Francisco
MOST FREE THROW ATTEMPTS	37 vs. Washington State	81-69	1/18/92	Corvallis
BEST FREE THROW PERCENTAGE (minimum 12 attempts)	91.7 vs. Washington	67-69	2/26/87	Corvallis
FEWEST POINTS	33 vs. Central Washington	33-40	1/29/77	Ellensburg
FEWEST REBOUNDS	20 vs. Oregon	47-58	3/4/88	Eugene
	20 vs. Texas	72-84	11/30/81	Austin
FEWEST FIELD GOALS	9 vs. Washington	38-81	1/14/78	Seattle
FEWEST FIELD GOAL ATTEMPTS	39 vs. Seattle	60-61	3/4/80	Albany
FEWEST FREE THROWS	1 vs. Southern Oregon	53-51	2/20/78	Ashland
	1 vs. Southern Illinois	65-63	11/27/82	Carbondale
FEWEST FREE THROW ATTEMPTS	2 vs. Southern Illinois	65-63	11/27/82	Carbondale
HIGHEST COMBINED SCORE	195 vs. UCLA	70-125	3/16/79	Los Angeles
BIGGEST LOSING MARGIN	90 vs. UCLA	35-125	12/11/76	Portland
MOST TURNOVERS	48 vs. Portland State	56-55	3/2/79	El Paso
MOST FOULS	35 vs. UTEP	90-66	12/21/86	El Paso
FEWEST TURNOVERS	7 vs. Southwest Texas	63-46	12/20/86	El Paso
FEWEST FOULS	9 vs. Oregon	57-69	1/19/79	Corvallis
MOST POINTS ALLOWED	125 vs. UCLA	35-125	12/11/76	Los Angeles
FEWEST POINTS ALLOWED	24 vs. Cal-Irvine	63-24	12/9/89	Corvallis
MOST REBOUNDS ALLOWED	79 vs. San Jose State	80-79	12/30/81	San Jose
FEWEST REBOUNDS ALLOWED	16 vs. Portland State	117-58	1/8/82	Corvallis
MOST FIELD GOALS ALLOWED	45 vs. UCLA	70-105	3/16/79	Palo Alto
MOST FGA ALLOWED	85 vs. Alaska-Anchorage	70-68	1/30/78	Corvallis
MOST FREE THROWS ALLOWED	36 vs. UTEP	90-66	12/21/86	El Paso
MOST FTA ALLOWED	49 vs. UTEP	90-66	12/21/86	El Paso

INDIVIDUAL RECORDS

MOST POINTS.....	51 Carol Menken.....vs Alaska Anchorage.....	2/7/80 (25-31 FG, 1-5 FT)
MOST REBOUNDS.....	20 Carol Menken.....vs Washington.....	1/6/79
	20 Brenda Arbuckle.....vs Arizona.....	12/7/83
	20 Natalia Mattick.....vs Portland.....	12/1/90
MOST STEALS.....	10 Juli Coleman.....vs Brigham Young.....	11/23/83
MOST ASSISTS.....	14 Judy Spoelstra.....vs Santa Clara.....	1/28/83
MOST BLOCKED SHOTS.....	6 Carol Menken.....vs Washington.....	1/6/79
	6 Jan Martin.....vs Santa Clara.....	1/28/83
	6 Fonda DeCree.....vs SW Texas.....	12/20/86
MOST FT MADE.....	13 Carol Menken.....vs San Jose State.....	12/8/79
MOST FT ATTEMPTS.....	18 Carol Menken.....vs San Jose State.....	12/8/79
BEST FT PERCENTAGE.....	1.000 Judy Spoelstra.....vs Hawaii.....	1/1/82 (10 of 10)
MOST FG MADE.....	25 Carol Menken.....vs Alaska-Anchorage.....	2/7/80
MOST FG ATTEMPTS.....	32 Carol Menken.....vs Alaska-Anchorage.....	2/7/80
BEST FG PERCENTAGE.....	.941 Carol Menken.....vs Washington State.....	2/21/81 (16 of 17)

OREGON STATE'S TOP TEN HIGH GAME SCORES

117	Points-OSU defeated Portland State in Corvallis,	1981-82 (117-58)
114	Points-OSU defeated Alaska-Anchorage in Corvallis,	1979-80 (114-54)
105	Points-OSU defeated Amarillo College in Logan, Utah,	1980-81 (105-68)
105	Points-OSU defeated Portland State in Corvallis,	1980-81 (105-54)
103	Points-OSU defeated Hawaii in San Francisco,	1981-82 (103-64)
101	Points-OSU defeated Portland in Corvallis,	1987-88 (101-53)
99	Points-OSU defeated Portland State in Portland,	1980-81 (99-52)
98	Points-OSU defeated Pacific Christian in Corvallis,	1981-82 (98-47)
97	Points-OSU defeated Oregon in Corvallis,	1974-75 (97-32)
97	Points-OSU defeated Arizona in Tucson,	1990-91 (97-73)

OSU INDIVIDUAL AWARDS AND HONORS

ALL-AMERICA HONORS

1981 - Carol Menken, First Team, Kodak
 1983 - Judy Spoelstra, Second Team, Kodak
 1985 - Juli Coleman, First Team, Women's Basketball News Service

ALL-CONFERENCE HONORS

1980 - Carol Menken, First Team, NCWSA
 (Northwest College Women's Sports Assn.)
 1981 - Carol Menken, First Team, NCWSA
 (Northwest College Women's Sports Assn.)
 1982 - Carol Menken, First Team, NCWSA
 (Northwest College Women's Sports Assn.)
 1983 - Judy Spoelstra, First Team, NorPac
 Juli Coleman, Second Team, NorPac
 Robyn Clark, Honorable Mention, NorPac
 1984 - Juli Coleman, First Team, NorPac
 Brenda Arbuckle, Second Team, NorPac;
 All-Freshman Team, NorPac
 Lisa Channel, Honorable Mention, NorPac
 1985 - Juli Coleman, First Team, NorPac
 Brenda Arbuckle, Honorable Mention, NorPac
 Debbie Dalluge, All-Freshman Team, NorPac
 1986 - Debbie Dalluge, First Team, NorPac
 Chelle Flamoe, All-Freshman Team, NorPac
 1987 - Chelle Flamoe, Honorable Mention, Pac-10
 Monica Raspberry, Honorable Mention, Pac-10
 1988 - Chelle Flamoe, First Team, Pac-10
 1989 - Chelle Flamoe, First Team, Pac-10
 1991 - Judy Shannon, First Team, Pac-10
 Natalia Mattick, All-Freshman Team, Pac-10
 1992 - Judy Shannon, First Team, Pac-10

UNITED STATES OLYMPIC TEAM

1984 - Carol Menken, U.S. Olympic Team at
 1984 Olympics, Los Angeles, CA

ACADEMIC ALL-AMERICANS

1983 - Juli Coleman, Honorable Mention, CoSIDA
 1984 - Juli Coleman, Honorable Mention, CoSIDA
 1985 - Juli Coleman, Second Team, CoSIDA
 1987 - Chelle Flamoe, Second Team, CoSIDA
 1988 - Chelle Flamoe, First Team, CoSIDA*
 1989 - Chelle Flamoe, First Team, CoSIDA*

*Indicates Academic All-American Player of the Year.



OREGON STATE RECORDS



Game Records

SCORING

PTS.	NAME	OPPONENT	YEAR	LOCATION	FG	FT
51	Carol Menken	Alaska-Anchorage	1979-80	Corvallis	25-31	1-5
46	Carol Menken	Utah	1979-80	Logan, UT	22-30	2-6
43	Carol Menken	Seattle University	1979-80	Seattle, WA	20-24	3-7
42	Carol Menken	Seattle University	1979-80	Albany	17-23	8-10
42	Judy Shannon	Washington	1990-91	Corvallis	11-21	20-24
40	Juli Coleman	Pacific	1983-84	Stockton, CA	19-33	2-4
38	Carol Menken	OCE	1978-79	Monmouth	17-22	4-8
38	Carol Menken	Oregon	1980-81	Missoula, MT	17-22	4-7
37	Carol Menken	Washington	1978-79	Corvallis	16-32	5-10
37	Carol Menken	UCLA	1978-79	Palo Alto, CA	16-22	5-8
37	Carol Menken	Stanford	1980-81	Corvallis	17-19	3-6
37	Juli Coleman	Brigham Young	1983-84	Provo, UT	17-25	3-4

REBOUNDING

PTS.	NAME	OPPONENT	YEAR	LOCATION
20	Carol Menken	Washington	1978-79	Corvallis
20	Brenda Ar buckle	Arizona	1983-84	Tucson, AZ
20	Natalia Mattick	Portland	1990-91	Corvallis
19	Judy Spoelstra	Washington	1981-82	Seattle, WA
19	Carol Menken	Montana State	1978-79	Bozeman, MT
19	Kathy Vanderstoel	Montana State	1977-78	Corvallis
18	Carol Menken	Nebraska	1980-81	Berkeley, CA
17	Marsha Rice	Montana	1977-78	Corvallis
17	Carol Menken	USC	1979-80	Los Angeles, CA
17	Carol Menken	Montana State	1979-80	Corvallis
17	Carol Menken	North Carolina	1979-80	Amarillo, TX
17	Carol Menken	Stanford	1980-81	Corvallis
17	Judy Shannon	Washington	1991-92	Corvallis

ASSISTS

AST	NAME	OPPONENT	YEAR	LOCATION
14	Judy Spoelstra	Santa Clara	1982-83	Corvallis
13	Margy Becker	Boise State	1981-82	Boise, ID
12	Judy Spoelstra	UCLA	1982-83	Corvallis
12	Margy Becker	Florida State	1981-82	Amarillo, TX
12	Margy Becker	UCLA	1980-81	Los Angeles, CA
12	Betty Collings	Boise State	1978-79	Corvallis
12	Lisa Channel	UCLA	1986-87	Corvallis
11	Judy Spoelstra	Illinois State	1982-83	Corvallis
11	Mary Newman	Portland State	1978-79	Corvallis
11	Margy Becker	Washington	1980-81	Corvallis
11	Cheryl Sturzenegger	Arizona	1983-84	Tucson, AZ
11	Cheryl Sturzenegger	San Jose State	1983-84	Corvallis
11	Izzy Maryntshak	UCLA	1990-91	Corvallis

STEALS

ST	NAME	OPPONENT	YEAR	LOCATION
10	Juli Coleman	Brigham Young	1983-84	Provo, ID
9	Cheryl Sturzenegger	Portland State	1981-82	Corvallis
9	Robyn Clark	Florida State	1981-82	Amarillo, TX
9	Lisa Channel	California	1985-86	Corvallis
9	Chelle Flamoe	California	1987-88	Corvallis
9	Margo Evashevski	Washington State	1991-92	Pullman, WA
8	Judy Spoelstra	Washington	1982-83	Corvallis
8	Jan Martin	Washington	1982-83	Portland
8	Cheryl Sturzenegger	San Jose State	1981-82	San Jose, CA
8	Juli Coleman	Portland State	1981-82	Corvallis
8	Pam Mollett	Portland State	1979-80	Corvallis
8	Carol Menken	North Carolina	1979-80	Amarillo, TX
8	Cheryl Sturzenegger	Kansas State	1983-84	Portland

Season Records

TOTAL POINTS

NAME	YEAR	G	PTS.
1. Carol Menken	1979-80	31	831
2. Carol Menken	1980-81	28	828
3. Juli Coleman	1983-84	29	658
4. Juli Coleman	1984-85	27	646
5. Judy Shannon	1991-92	28	600
6. Carol Menken	1978-79	22	584
7. Chelle Flamoe	1987-88	28	560
8. Judy Shannon	1990-91	28	548
9. Natalia Mattick	1990-91	28	503
10. Jan Martin	1981-82	28	498

SCORING AVERAGE

NAME	YEAR	G	PTS.	AVE.
1. Carol Menken	1980-81	28	828	29.6
2. Carol Menken	1979-80	31	831	26.8
3. Carol Menken	1978-79	22	584	26.5
4. Juli Coleman	1984-85	27	646	23.9
5. Juli Coleman	1983-84	29	658	22.7
6. Judy Shannon	1991-92	28	600	21.4
7. Chelle Flamoe	1987-88	28	560	20.0
8. Judy Shannon	1990-91	28	548	19.6
9. Chelle Flamoe	1988-89	27	493	18.3
10. Natalia Mattick	1990-91	28	503	18.0

REBOUNDS

NAME	YEAR	G	REB.
1. Carol Menken	1979-80	31	325
2. Carol Menken	1980-81	28	302
3. Brenda Ar buckle	1983-84	29	298
4. Carol Menken	1978-79	22	274
5. Judy Shannon	1990-91	28	265
Judy Shannon	1991-92	28	265
7. Judy Spoelstra	1982-83	30	234
8. Kari Parriott	1987-88	28	232
9. Judy Spoelstra	1981-82	28	224
Natalia Mattick	1990-91	28	224

REBOUND AVERAGE

NAME	YEAR	G	REB.	AVE.
1. Carol Menken	1978-79	22	274	12.5
2. Carol Menken	1980-81	28	302	10.9
3. Carol Menken	1979-80	31	325	10.5
4. Brenda Ar buckle	1983-84	29	298	10.3
Kathy Vanderstoel	1977-78	20	206	10.3
6. Judy Shannon	1990-91	28	265	9.5
Judy Shannon	1991-92	28	265	9.5
8. Kari Parriott	1987-88	28	232	8.3
9. Marsha Rice	1977-78	20	153	8.1

FIELD GOALS MADE

NAME	YEAR	G	FGM
1. Carol Menken	1980-81	31	363
2. Carol Menken	1979-80	31	353
3. Juli Coleman	1983-84	29	291
4. Juli Coleman	1984-85	27	267
5. Chelle Flamoe	1987-88	28	241
6. Carol Menken	1978-79	22	239
7. Judy Shannon	1991-92	28	236
8. Judy Shannon	1990-91	28	224
9. Jan Martin	1981-82	28	219
10. Juli Coleman	1982-83	30	211

FIELD GOALS ATTEMPTED

NAME	YEAR	G	FGA
1. Juli Coleman	1983-84	29	581
2. Judy Shannon	1991-92	28	537
3. Judy Shannon	1990-91	28	507
4. Juli Coleman	1984-85	27	518
Carol Menken	1979-80	31	518
6. Carol Menken	1980-81	28	484
7. Monica Rasperry	1986-87	28	459
8. Chelle Flamoe	1987-88	28	451
9. Natalia Mattick	1990-91	28	434
10. Juli Coleman	1982-83	30	428

FIELD GOAL PERCENTAGE

NAME	YEAR	G	FG-FGA	PCT.
1. Carol Menken	1980-81	28	363-484	.750
2. Carol Menken	1979-80	31	353-518	.681
3. Carol Menken	1978-79	22	239-379	.630
4. Jan Martin	1979-80	26	64-108	.593
5. Jan Martin	1981-82	28	219-377	.581
6. Chelle Flamoe	1986-87	28	191-352	.543
7. Jan Martin	1983-83	30	166-307	.541
8. C.Sturzenegger	1982-83	30	70-131	.534
9. Margy Becker	1978-79	18	83-160	.525
Kari Parriott	1987-88	28	167-318	.525

FREE THROWS MADE

NAME	YEAR	G	FTM
1. Carol Menken	1979-80	31	125
Judy Shannon	1991-92	28	125
3. Juli Coleman	1984-85	27	112
4. Carol Menken	1978-79	22	106
5. Carol Menken	1980-81	28	102
6. Judy Shannon	1990-91	28	100
7. Natalia Mattick	1990-91	28	93
8. Chelle Flamoe	1988-89	27	87
9. Chelle Flamoe	1987-88	28	79
10. Juli Coleman	1983-84	29	76

FREE THROWS ATTEMPTED

NAME	YEAR	G	FTA
1. Carol Menken	1979-80	31	217
2. Judy Shannon	1991-92	28	181
3. Carol Menken	1978-79	22	173
4. Natalia Mattick	1990-91	28	172
5. Carol Menken	1980-81	28	161
6. Juli Coleman	1984-85	27	139
Judy Shannon	1990-91	28	139
8. Chelle Flamoe	1987-88	28	117
9. Chelle Flamoe	1988-89	27	113
Sonjhia Fleming	1991-92	27	113

FREE THROW PERCENTAGE (25 Attempts)

NAME	YEAR	G	FT-FTA	PCT.
1. Cindy Dubs	1977-78	16	25-29	.862
2. Juli Coleman	1984-85	27	112-139	.806
3. Margy Becker	1979-80	30	37-48	.771
Margo Evashevski	1989-90	30	54-70	.771
5. Chelle Flamoe	1988-89	27	87-113	.770
6. Chelle Flamoe	1985-86	28	72-94	.766
7. Juli Coleman	1982-83	30	52-69	.754
8. Juli Coleman	1983-84	29	76-101	.752
9. Missy Smith	1991-92	27	27-36	.750
10. Lisa Channel	1983-84	29	32-43	.744

ASSISTS

NAME	YEAR	G	AST
1. Judy Spoelstra	1982-83	30	173
2. C.Sturzenegger	1983-84	29	168
3. Margy Becker	1981-82	28	167
4. Margy Becker	1980-81	28	155
5. Margo Evashevski	1991-92	28	152
6. Betty Collings	1979-80	31	121
Izzy Maryntshak	1990-91	26	121
8. Lisa Channel	1983-84	29	120
9. C. Sturzenegger	1981-82	28	113
10. Chelle Flamoe	1986-87	28	111

STEALS

NAME	YEAR	G	ST
1. C. Sturzenegger	1981-82	28	107
2. Carol Menken	1979-80	31	106
3. C. Sturzenegger	1983-84	29	96
4. Chelle Flamoe	1987-88	28	88
5. Brenda Ar buckle	1984-85	27	84
Judy Spoelstra	1981-82	28	84
7. Juli Coleman	1983-84	29	83
Judy Shannon	1991-92	28	83
9. C. Sturzenegger	1982-83	30	82
10. Margy Becker	1980-81	28	81
Judy Shannon	1990-91	28	81

OREGON STATE RECORDS



CAREER RECORDS

TOTAL POINTS	G	PTS
1. Carol Menken (1979-81)	81	2243
2. Chelle Flamoe (1986-89)	112	1851
3. Juli Coleman (1982-85)	106	1840
4. Judy Shannon (1991-92)	56	1148
5. Jan Martin (1980-83)	106	1145
6. Brenda Arbuckle (1984-87)	80	1085
7. Robyn Clark (1980-83)	116	1009
8. Monica Raspberry (1985-89)	85	996
9. Margy Becker (1979-82)	104	867
10. Tanya Mothershed (1982-85)	108	858
Sonjhia Fleming (1990-92)	84	858

REBOUNDS	G	REB
1. Carol Menken (1979-81)	81	901
2. Brenda Arbuckle (1984-87)	80	681
3. Robyn Clark (1980-83)	116	612
4. Debbie Dalluge (1985-89)	112	607
5. Sonjhia Fleming (1990-92)	84	578
6. Tanya Mothershed (1982-85)	108	577
7. Judy Shannon (1991-92)	56	530
8. Judy Spoelstra (1982-83)	58	458
9. Jan Martin (1980-83)	106	446
10. Fonda DeCree (1985-87)	83	442

FIELD GOALS MADE	G	FGM
1. Carol Menken (1979-81)	81	955
2. Chelle Flamoe (1986-89)	112	784
3. Juli Coleman (1982-85)	106	691
4. Debbie Dalluge (1985-89)	112	533
5. Jan Martin (1980-83)	106	493
6. Judy Shannon (1991-92)	56	460
7. Brenda Arbuckle (1984-87)	80	457
8. Monica Raspberry (1985-89)	85	424
9. Robyn Clark (1980-83)	116	421
10. Margy Becker (1979-82)	104	383

FIELD GOAL PERCENTAGE	G	FGM-FGA	PCT.
1. Carol Menken (1979-81)	81	955-1381	.692
2. Jan Martin (1980-83)	106	493-869	.567
3. Chelle Flamoe (1986-89)	112	784-1516	.517
4. T. Mothershed (1982-85)	108	352-689	.511
5. Chris Acarregui (1980-81)	59	223-448	.498
6. Margy Becker (1979-82)	104	383-796	.481
7. Pam Mollett (1980-81)	58	200-430	.475
8. C. Sturzenegger (1981-84)	114	324-682	.475
9. Robyn Clark (1980-83)	116	421-915	.465
10. Cindy Ahr (1983-86)	65	82-180	.455

SCORING AVERAGE	G	PTS.	AVG.
1. Carol Menken (1979-81)	81	2243	27.7
2. Judy Shannon (1991-92)	56	1148	20.5
3. Natalia Mattick (1991)	28	503	18.0
4. Juli Coleman (1982-85)	106	1840	17.4
5. Chelle Flamoe (1985-89)	112	1851	16.5
6. Judy Spoelstra (1982-83)	58	801	13.8
7. Brenda Arbuckle (1984-87)	80	1085	13.6
8. Monica Raspberry (1985-89)	85	996	11.7
9. Jan Martin (1980-83)	106	1145	10.8
10. Sonjhia Fleming (1990-92)	84	858	10.2

REBOUND AVERAGE	REB	AVG.
1. Carol Menken (1979-81)	81	901 11.1
2. Judy Shannon (1991-92)	56	530 9.5
3. Brenda Arbuckle (1984-87)	80	661 8.3
4. Natalia Mattick (1991)	28	224 8.0
5. Judy Spoelstra (1982-83)	58	458 7.9
6. Kitsy Hall (1978)	20	149 7.4
7. K. Vanderstoel (1978-79)	42	291 6.9
Sonjhia Fleming (1990-92)	84	578 6.9
9. Marsha Rice (1978-79)	40	251 6.3
10. Debbie Dalluge (1985-89)	112	607 5.4

FIELD GOAL ATTEMPTS	G	ATT
1. Juli Coleman (1982-85)	106	1593
2. Chelle Flamoe (1986-89)	112	1516
3. Carol Menken (1979-81)	81	1381
4. Brenda Arbuckle (1984-87)	80	1054
5. Judy Shannon (1991-92)	56	1044
6. Debbie Dalluge (1985-89)	111	1004
7. Monica Raspberry (1985-89)	85	974
8. Robyn Clark (1980-83)	116	915
9. Jan Martin (1980-83)	106	869
10. Judy Spoelstra (1982-83)	58	822


FREE THROWS MADE	G	FTM
1. Carol Menken (1979-81)	81	333
2. Chelle Flamoe (1986-89)	112	276
3. Juli Coleman (1982-85)	106	246
4. Judy Shannon (1991-92)	56	225
5. Brenda Arbuckle (1984-87)	80	171
6. C. Sturzenegger (1981-84)	116	167
7. Sonjhia Fleming (1990-92)	84	162
8. Jan Martin (1980-83)	106	159
9. Debbie Dalluge (1985-89)	111	152
10. Monica Raspberry (1985-89)	85	147

FREE THROWS ATTEMPTED	G	FTA
1. Carol Menken (1979-81)	81	551
2. Chelle Flamoe (1986-89)	112	391
3. Juli Coleman (1982-85)	106	318
4. Brenda Arbuckle (1984-87)	80	306
5. Tanya Mothershed (1982-85)	108	305
6. Sonjhia Fleming (1990-92)	84	288
7. C. Sturzenegger (1981-84)	114	250
8. Debbie Dalluge (1985-89)	112	247
9. Izzy Maryntschak (1988-91)	109	227
10. Monica Raspberry (1985-89)	85	219


ASSISTS	G	AST
1. Margy Becker (1979-82)	104	454
2. C. Sturzenegger (1981-84)	114	449
3. Izzy Maryntschak (1988-91)	109	439
4. Chelle Flamoe (1986-89)	112	421
5. Betty Collings (1978-81)	100	352
6. Margo Evashevski (1990-92)	86	312
7. Robyn Clark (1980-83)	116	258
8. Juli Coleman (1982-85)	106	257
9. Lisa Channel (1984-87)	75	255
10. Judy Spoelstra (1982-83)	58	244

FREE THROW PERCENTAGE	G	FT-FTA	PCT.
1. Juli Coleman (1982-85)	106	246-318	.774
2. Chelle Flamoe (1986-89)	112	276-391	.705
3. Judy Spoelstra (1982-83)	58	117-167	.701
4. Margo Evashevski (1990-92)	86	148-212	.698
5. Lisa Channel (1984-87)	95	75-108	.694
6. Margy Becker (1979-82)	104	101-146	.692
Izzy Maryntschak (1988-91)	109	157-227	.692
8. C. Sturzenegger (1981-84)	114	168-250	.672
9. Monica Raspberry (1985-87)	85	147-219	.671
10. Pam Mollet (1980-81)	58	49-75	.653


STEALS	G	STL
1. C. Sturzenegger (1981-84)	114	330
2. Juli Coleman (1982-85)	106	275
3. Margy Becker (1979-82)	104	252
4. Chelle Flamoe (1986-89)	112	247
5. Robyn Clark (1980-83)	116	238
6. Brenda Arbuckle (1984-87)	80	217
7. Carol Menken (1979-81)	81	215
8. Margo Evashevski (1990-92)	86	211
9. Lisa Channel (1984-87)	86	205
10. Betty Collings (1978-81)	100	170



Carol Menken
All Time Scoring Leader



Cheryl Sturzenegger
All Time Steal Leader



Juli Coleman
Top All Time Free Throw Shooter

FISHER IMPLEMENT CLASSIC



Classic History

The Fisher Implement Classic, formally the Big O Classic and then the Converse Classic, began in 1982. The Big O restaurant in Corvallis co-sponsored the event from 1982-86 before Converse became the primary sponsor in '86. The 1990-91 season, Fisher Implement replaced Converse as the tournament sponsor. Oregon State has dominated the tournament, winning seven of the nine championships. They own a 14-2 record in Tournament play and have had 17 players among the All-Tournament selections, including MVP's Shanna Daniels, Judy Spoelstra, Lisa Channel, Debbie Dalluge, Chelle Flamoe and Judy Shannon. The 1992-93 Fisher Implement Classic was cancelled after one of the opponents withdrew. The tournament will resume in 1993-94.

All Time Tournament Results

1982-83: 1st - OREGON STATE
2nd - Illinois State
3rd - University of Victoria
4th - New Mexico

Scores

Illinois State 56, Victoria 52
OREGON STATE 77, New Mexico 53
Victoria 72, New Mexico 58
OREGON STATE 89, Illinois State 57

1984-85: 1st - Delta State
2nd - OREGON STATE
3rd - Brigham Young
4th - Colorado State

Scores

OREGON STATE 77, Colorado State 58
Delta State 99, Brigham Young 91
Brigham Young 76, Colorado State 55
Delta State 82, OREGON STATE 75

1986-87: 1st - OREGON STATE
2nd - Texas Tech
3rd - Iowa State
4th - San Diego State

Scores

OREGON STATE 69, Texas Tech 58
Iowa State 83, San Diego State 66
Texas Tech 79, San Diego State 45
OREGON STATE 79, Iowa State 70

1989-90: 1st - OREGON STATE
2nd - Cal-Irvine
3rd - Montana State
4th - Southern Utah

Scores

Cal Irvine 59, Southern Utah 57
OREGON STATE 72, Montana St. 58
Montana St. 74, So. Utah 73
OREGON STATE 63, Cal-Irvine 24

1991-92: 1st - OREGON STATE
2nd - Cal State Fullerton
3rd - Sacramento State

Scores

OREGON STATE 71, Sacramento State 63
Cal State Fullerton 64, Sacramento State 59
OREGON STATE 73, Cal State Fullerton 68

1983-84: 1st - OREGON STATE
2nd - Portland
3rd - Alaska-Anchorage
4th - San Diego

Scores

Portland 63, San Diego 49
OREGON STATE 75, Alaska 55
Alaska 40, San Diego 38
OREGON STATE 59, Portland 47

1985-86: 1st - OREGON STATE
2nd - Texas A&M
3rd - UCLA
4th - Cal State-Fullerton

Scores

OREGON STATE 66, Fullerton 60
Texas A&M 79, UCLA 63
UCLA 67, Fullerton 52
OREGON STATE 70, Texas A&M 69

1988-89: 1st - Oregon
2nd - OREGON STATE
3rd - Utah
4th - Missouri-Kansas City

Scores

Oregon 73, Utah 53
OREGON STATE 62, Missouri-KC 52
Utah 66, Missouri-KC 38
Oregon 67, OREGON STATE 59

1990-91: 1st - OREGON STATE
2nd - San Diego
3rd - Idaho State
4th - San Jose State

Scores

San Diego 90, San Jose State 66
OREGON STATE 80, Idaho State 62
Idaho State 54, San Jose State 41
OREGON STATE 74, San Diego 58

*The Classic was cancelled the 1987-88 season.

FISHER IMPLEMENT CLASSIC



ALL TIME TOURNAMENT WIN/LOSS RECORDS

Team	Appearance	W/L	Championships
Oregon State	9	16-2	7
Delta State	1	2-0	1
Oregon	1	2-0	1
Texas A&M	1	1-1	0
UCLA	1	1-1	0
Brigham Young	1	1-1	0
Portland	1	1-1	0
Texas Tech	1	1-1	0
Iowa State	1	1-1	0
Alaska-Anchorage	1	1-1	0
Illinois State	1	1-1	0
Univ. of Victoria	1	1-1	0
Utah	1	1-1	0
Montana State	1	1-1	0
Cal-Irvine	1	1-1	0
Idaho State	1	1-1	0
Cal State-Fullerton	2	1-3	0
UC-San Diego	2	1-3	0
New Mexico	1	0-2	0
Missouri-Kansas City	1	0-2	0
Southern Utah	1	0-2	0
San Jose State	1	0-2	0
Sacramento State	1	0-2	0

CLASSIC ALL-TOURNAMENT TEAMS

1982-83 JULI COLEMAN, OSU Dawn Hallett, Iowa State Alison Foote, New Mexico Tracie McAra, Victoria Sandy Chambers, Victoria MVP- JUDY SPOELSTRA, OSU	1983-84 Debbie Clare, Alaska-Anchorage Michelle Dykstra, San Diego Jolene Barton, Portland Lorena Legarde, Portland BRENDA ARBUCKLE, OSU MVP- LISA CHANNEL, OSU
1984-85 JULI COLEMAN, OSU TANYA MOTHERSHED, OSU Cindy Battistone, Brigham Young Ida Johnson, Delta State Tresa Spaulding, Brigham Young MVP- Delinda Samuel, Delta State	1985-86 Beth Young, Texas A&M Lisa Langston, Texas A&M Robin Holmes, CS-Fullerton Dora Dome, UCLA Paula Crutcher, Texas A&M MVP- DEBBIE DALLUGE, OSU
1986-87 MONICA RASPBERRY, OSU Lisa Logsdon, Texas Tech Julia Koncak, Texas Tech Stephanie Smith, Iowa State Sandy Hafner, Iowa State MVP- CHELLE FLAMOE, OSU	1988-89 MONICA RASPBERRY, OSU CHELLE FLAMOE, OSU Maryann Mitts, Missouri-K.C. Gina Butlers, Utah MVP- Stefanie Kasperski, Oregon
1989-90 Sarah Lock, Montana State Stacey French, Southern Utah IZZY MARYNTSCHAK, OSU ANGELA ERNST, OSU MVP- SHANNA DANIELS, OSU	1990-91 Stefanie Pemper, Idaho State Christi English, San Diego NATALIA MATTICK, OSU Kim Skaggs, San Jose State MARGO EVASHEVSKI, OSU MVP - JUDY SHANNON, OSU
1991-92 Tressie Millender, Sacramento State Claudette Jackson, Cal State Fullerton MARGO EVASHEVSKI, OSU Joey Ray, Cal State Fullerton MVP - JUDY SHANNON, OSU	




Judy Shannon
1990 & 1991
MVP

ALL-TIME CLASSIC RECORDS

TEAM/GAME Points: 99 Rebounds: 54 Assists: 25 Steals: 20 Blocks: 11 FG Percent: .567 FT Percent: 1.000 (11-11) Turnovers: 36	Delta State (1984-85) San Diego State (1986-87) Oregon State (1982-83) Oregon State (1983-84) Brigham Young (1984-85) Brigham Young (1984-85) So. Utah (1988-89) Alaska-Anchorage (1983-84) San Jose State (1990-91)
INDIVIDUAL/GAME Points: 36 Rebounds: 20 Assists: 11 Steals: 8 8 Blocks: 10 FG Percent: 1.000 (5-5) (min. 5 att.) FT Percent: 1.000 (8-8) (min. 5 att.) Turnovers: 12	Judy Shannon, OSU (1991-92) Debbie Clare, A-A (1983-84) Judy Spoelstra, OSU (1982-83) Kathy Denton, BYU (1984-85) Stacy French, So. Utah (1989-90) Tresa Spaulding, BYU (1984-85) Susie Neil, Victoria (1982-83) Tresa Spaulding, BYU (1984-85) Sherry Neely, CSU (1983-84)

Lisa Channel
1984 MVP



TEAM/TOURNAMENT Points: 166 Rebounds: 94 Assists: 46 Steals: 36 Blocks: 18 FG Percent: .555 FT Percent: .848 Turnovers: 60 60 60	Oregon State (1984-85) Iowa State (1986-87) Oregon State (1982-83) Oregon State (1982-83) Brigham Young (1984-85) Oregon State (1988-89) Oregon State (1984-85) Alaska-Anchorage (1983-84) Southern Utah (1989-90) San Jose State (1990-91)
---	--

INDIVIDUAL/TOURNAMENT Points: 56 Rebounds: 25 Assists: 17 Steals: 10 10 Blocks: 15 FG Percent: .750 (24-32) FT Percent: .857 (6-7) (min. 6 att.) Turnovers: 17	Debbie Dalluge, OSU (1985-86) Stefanie Kasperski, Oregon (1988-89) Judy Spoelstra, OSU (1982-83) Cheryl Sturzenegger, OSU (1983-84) Izzy Maryntschak, OSU (1990-91) Tresa Spaulding, BYU (1984-85) Chelle Flamoe, OSU (1986-87) Debbie Benak, Ill. State (1982-83) Cheryl Bishop, Alaska-Anch. (1983-84) Heather Baker, Sac. State (1991-92)
---	---

OSU GRADUATES



OSU BASKETBALL GRADUATES

(The following players have earned degrees at OSU during Aki Hill's tenure.)

Mary Newman P.E. & Pre-Therapy	Cheryl Cady Pre-Therapy	Betty Collings Geriatrics	Lianne Watanabe Pharmacy	Brenda Arbuckle Speech Comm.	Ayako Kikuchi Education
Belinda Lopez Education	Carol Menken Comm./Broadcast	Cheryl Sturzenegger Agriculture	Alice Tichenor Education	Debbie Dalluge Nutrition	Yvette Flippen Physical Education
Carol Wardrop Nutrition	Mary Kay Hayes Physical Education	Margy Becker Physical Education	Monica Witt Education	Jennifer Young Pre-Therapy	Carol DeFrancesco Nutrition
Tanya Mothershed Speech Comm.	Cindy Johnston Forestry	Shannon Miller Education	Susan Johnston Pre-Law	Yasmin Gray Business	DeRhonda Haynes Liberal Arts
Gwen Hilyard Science	Judy Spoelstra Education	Juli Coleman Education	Tara McLean Arts	Chelle Flamoe Science (Master's)	Cynthia Jackson Business (Master's)
Trina Marvin Physical Education	Robyn Clark Business/Marketing	Cindy Ahr Business	Judy Shannon Health Education	Kathy Smith Sociology	Izzy Maryntschak Exercise/Sport Science
Jan Martin Bus./Hotel Mngmnt.	Lisa Channel Education	Maureen Doherty Liberal Arts	Lacole Brooks Liberal Arts	Audrey Moore Sociology	

ACADEMIC ALL-AMERICANS

(The Academic All-America Teams program was established by CoSIDA in 1952 to honor, each year, those college student-athletes who excel both in the classroom and on the athletic field. GTE has been the exclusive sponsor of the program since 1985, thus the name CoSIDA/GTE All-Academic All-America). The following Oregon State athletes have been named Academic All-American since 1952:

FOOTBALL

1962 Terry Baker, QB
1967 Bill Enyart, FB
1968 Bill Enyart, FB

BASEBALL

1986 Ken Bowen, SS
1986 Bryan Ganter, OF (Honorable Mention)
1987 Ken Bowen, SS (First Team)
1987 Bryan Ganter, O (First Team)F

TRACK

1988 John Thomas (Third Team)

*Indicates Named Academic Player of the Year.

WOMEN'S BASKETBALL

1984 Juli Coleman, G (Second Team)
1985 Juli Coleman, G (Second Team)
1987 Chelle Flamoe, G (Second Team)
1988 *Chelle Flamoe, G (First Team)
1989 *Chelle Flamoe, G (First Team)

WOMEN'S GYMNASTICS

1984 Heidi Anderson (Third Team)
1991 Joy Selig (Third Team)
1992 Chari Knight (Second Team)

OSU BOASTS HIGH GRADUATION RATE

According to a poll which appeared in USA Today in 1991, Oregon State ranked second among Pac-10 institutions with an 89% graduation rate in women's basketball. The figure is based on the percentage of freshmen from 1980-84 who graduated within five years. Figures exclude players who transferred or left school in good academic standing.

PAC-10 GRADUATION RATES

1. Stanford
 2. OREGON STATE
 3. California
 4. Washington
 5. UCLA
 6. Arizona
 7. USC
 8. Oregon
- (Arizona State, Washington State - N/A)

see them

SOAR




hear it

SWISH

feel the

HEAT




THE ACTION, THE HISTORY, THE EXCITEMENT, THE LEGENDS,
THE DRAMA, THE TEAMS, THE RECORDS, THE MEMORABILIA,
THE BEST OF THE BEST ... **IT'S ALL HERE!**

The Basketball Hall of Fame

SPRINGFIELD, MASSACHUSETTS TEL (413) 781-6500

STATE OF OREGON




The secret of Northwest liveability is getting out. In particular, the Oregon cities of Corvallis and Portland have both been ranked among the nation's finest micropolitan and metropolitan living areas.

It's no wonder. Both within their respective sizes provide the benefits of city life with the country in their backyards.

Portland is a spacious city only 90 minutes from Corvallis and OSU. Oregon's metro area is not out of control with its growth, but has plenty to offer all interests. Many times OSU students like to drive to Portland for a weekend, a Trailblazer basketball game or a major concert. It hasn't been difficult to interest athletes from southern California and other metropolitan areas in the country, in the state of Oregon, the city of Corvallis, and the OSU campus.

Oregon is pleasantly populated with just over three million people. The striking aspect of it is its open space and the availability of recreation at your doorstep at any time. It varies from its snowcapped mountains to the lush green valleys and still farther west to the picturesque shoreline of the Pacific Ocean.



CORVALLIS



Corvallis' major industry is Oregon State University. They compliment each other so well, offering the OSU student a prized education within a faithful community.

Corvallis is a city of 44,000, where you'll drive tree-lined streets past historic homes or ride a bicycle through miles of winding paths. The city is nestled on the banks of the Willamette River in the heart of an emerald valley. It is not only the home of a major university, but also a business community that includes several industrial parks with an emphasis on research and computer technology.

That term — quality of life — is getting away from the rat race of the big city — conference visits to Los Angeles, San Francisco, Seattle and Phoenix can give you the best of those metropolitan areas. You won't find their stop-and-go traffic in Corvallis, but you will find fresh air, fun and all the elements to accommodate a college career to remember.

You can fish, boat, or water-ski less than a block from downtown Corvallis, walk the Pacific Ocean coastline an hour away or snow ski in the Cascade Mountains just over two hours to the east. Experience a delightful lunch overlooking the river or dine before a warm fire. At night (once the course work is done, of course) enjoy the social life of a college town.

The leading quality of Corvallis is people. Athletic-minded, friendly people proud of their city and its top resource — Oregon State University.

Corvallis! The Second Best Small City in U.S.

Corvallis was exposed nationally as almost the best little city in the nation.

According to a report published in USA Today newspaper, writer G. Scott Thomas is about to publish a rating guide listing Corvallis second among the "Top Ten" places in which to live.

His guidebook, "The Rating Guide to Life in America's Small Cities," used government information to rank 219 small cities in 50 categories. The categories included the environment, economics, education, health care, housing, public safety, transportation, proximity to large cities and sophistication.

While Corvallis placed second to San Luis Obispo, Calif., in overall livability, it placed third in sophistication — behind first-ranked Fairbanks, Alaska, and Missoula, Montana.

1. San Luis Obispo-Atascadero, California
2. CORVALLIS, OREGON
3. Fredericksburg, Virginia
4. Fairbanks, Alaska
4. (Tie) Wenatchee, Washington
6. Hattiesburg, Mississippi
7. Ames, Iowa
7. (Tie) Port Angeles, Washington
9. Mankato, Minnesota
10. Aberdeen, Washington



OREGON STATE UNIVERSITY



Oregon State University is creating the future in higher education. As Oregon's oldest state-assisted institution of higher education, founded in 1868, OSU is a comprehensive research university. The University is internationally respected for teaching, research and public service.

Diversity best describes OSU. Located in Corvallis, recently named one of America's most livable small cities, OSU enjoys distinction as a Land Grant, Sea Grant and Space Grant university.

Students come to OSU from every state in the nation and more than 100 countries to pursue undergraduate and graduate degrees in 227 distinct academic programs. With an enrollment of more than 15,000, OSU prepares students as innovators and leaders in business and industry, high technology, arts and cultural affairs, communications and science. Among University graduates is Dr. Linus Pauling, the only person to earn two unshared Nobel Prizes.

Teaching is university's top priority. Innovative programs are offered in agricultural sciences, business, education, engineering, forestry, health and human performance, home economics, liberal arts, oceanography, pharmacy, science and veterinary medicine. A new core curriculum, characterized by an international focus and emphasis on communication skills, was introduced in 1990.

OSU's commitment to research enhances teaching. A distinguished faculty of more than 2,000 scholars, attracts nearly \$70 million each year in external research grants. Cutting-edge research in biotechnology, computer and marine science, advanced materials, family studies, at-risk youth and environmental health brings new knowledge to the forefront.

Through the OSU Extension Service, the University reaches into each of Oregon's 36 counties, working with citizens in such areas as energy conservation, home improvement, agriculture and forestry, community development and the 4-H youth program.

In addition, OSU is a leader in international education. Ranking first among U.S. universities in the number of faculty who serve overseas under USAID

grants and contracts, the University has agreements, contracts and exchange programs with more than 75 foreign countries.

Unique programs and facilities add to the University's reputation for academic excellence. On campus are the OSU Extension Service; the National Environmental Research Center of the Environmental Protection Agency; the Oregon Fish and Wildlife Commission Research Division; the Forest Research Laboratory; and specialized research centers in environmental health, marine freshwater biomedical sciences, gene research, humanities, productivity and technology.

In Newport, some 55 miles west of the main campus, is OSU's Hatfield Marine Science Center, world renowned for its scientific work. The Center is home to the Wecoma, a modern research vessel, and to exhibits which have become a leading attraction on the Oregon coast.

The University also has a Seafoods Laboratory at Astoria and a fisheries culture station at Netarts Bay, operates 10 branch agricultural research and development stations, and manages two research forests.

Soon to be constructed are new facilities for agricultural sciences, child care and family studies. Expansions also are planned for Kerr Library, the Hinsdale Wave Research Laboratory, the Dixon Recreation Center and Parker Stadium.

As a new century approaches, OSU is creating the future in higher education for Oregon and the nation.



As a symbol of our quest
for excellence in the
classroom and on the field
of competition, this statue is
a representation of the unity
between the student body
and the student athletes of
OREGON STATE UNIVERSITY
September 5, 1992
Go Beavers

OSU ACADEMICS



OREGON STATE UNIVERSITY - UNDERGRAD AREAS OF STUDY

LIBERAL ARTS

American Studies
Anthropology
Art
Economics
English
French
German
History
Liberal Studies
Music
Philosophy
Political Science
Psychology
Sociology
Spanish
Speech Communications

SCIENCE

Biochemistry/Biophysics
Biology
Botany
Chemistry
Entomology
General Science
Geography
Geology
Mathematics
Mathematical Sciences
Medical Technology
Microbiology
Physics
Pre-Dental Hygiene
Pre-Dentistry
Pre-Medicine/Pre-Nursing
Pre-Occupational Therapy
Pre-Optometry
Pre-Physical Therapy
Pre-Podiatry
Pre-Veterinary Medicine
Zoology

AGRICULTURAL SCIENCES

Ag & Resource Economics
Ag Business Management
Animal Sciences
Bioresource Research
Crop and Soil Science
Fisheries Science
Food Science Technology
Genral Ag. & Undecided Ag
Horticulture
Pre-Veterinary Medicine
Rangeland Resources
Wildlife Science

BUSINESS

Business Administration
Accounting
Financial Management
Financial Services
General Business
International Business

Management
Management Information
Systems
Marketing Management

EDUCATION

Teacher Education

ENGINEERING

Pre-Chemical Engineering
Pre-Civil Engineering
Pre-Computer Engineering
Pre-Computer Science
Pre-Construction Engineering
Management
Pre-Electrical & Electronics
Engineering
Pre-Engineering Physics
Pre-General Engineering
Pre-Industrial & Manufacturing
Engineering
Pre-Mechanical Engineering
Pre-Nuclear Engineering
Pre-Radiation Health Physics

FORESTRY

Forest Engineering
Forest Management
Forest Products
Forest Recreation
Resources

HEALTH AND HUMAN PERFORMANCE

Environmental Health
& Safety
Exercise & Sport Science
Health Promotion
& Education
Pre-Health Care Administration
Pre-Therapy

HOME ECONOMICS

Pre-Apparel Design
Pre-Housing Studies
Pre-Human Development
& Family Studies
Pre-Interior Merchandising
Pre-Merchandising Management
Pre-Nutrition & Food Management

PHARMACY

Pre-Pharmacy
Pharmacy

UNIVERSITY EXPLORATORY STUDIES PROGRAM

Undeclared Majors

Oregon State University is looking for student-athletes who cannot only help the Beaver program succeed in the Pacific-10 Conference, but will also use the opportunity to obtain a quality higher education.

The resources are here, as is the desire, to see you prosper in whatever comes your way after graduation from OSU. It's up to you to take advantage of what a respected university and knowledgeable coaching staff have to offer you.

Assistance in the academic advising area is a priority with OSU director of athletics Dutch Baughman. Baughman, himself, started in athletic administration in the academic advising field at Ohio State.

There are numbers that back up the claim that the Oregon State symstem works:

- The current GPA of the OSU student-athlete EXCEEDS that of the general student body on campus.
- Approximately 80% of the athletes who complete their eligibility here also leave with a diploma.
- The recruited freshman class of 1986-87 throughout the Pac-10 Conference earned an accumulative grade point average of 2.51. Oregon State's freshmen of that year were well above that average at 2.66.


The Oregon State University athletic program is simply a highly visible facet of an institution that has accepted the challenge of providing a worthwhile education to its enrollment. Academic counselors Mary Alice Stander and Marianne Vydra are in charge of advising student-athletes throughout their college educations, and the 80% graduation rate is directly attributable to their work.

Communications majors at Oregon State can not only fulfill their academic needs, but also get hands-on experience working with the Oregon State television and FM radio station, KBVR or with the student daily newspaper, the Barometer. The OSU computer center provides the student body with the latest technology.


Among the programs that rank among the nation's finest are Oregon State's colleges of engineering and forestry, both priding themselves on their placement with research firms, some of which have offices in Corvallis.

Overall, the university prides itself on well-rounded offerings and serving as an institution for everyone. Membership in the Pacific-10 Conference demands each school consider the affiliation not only a strong athletic one, but also a tie between some of the finest academic institutions in the nation.

Teaching is number one at OSU, but is also recognized as one of the major research centers in the United States with grants towards research totaling more than \$50 million.



Chelle Flamoe



Juli Coleman

OSU Basketball Academic All-Americans

PAC-10 CONFERENCE



Conference Directory

Commissioner: Thomas C. Hansen
 Associate Commissioner: David Price
 Asst. Commissioner, Championships: Christine W. Hoyles
 Asst. Commissioner, Compliance and Enforcement: Mike Matthews
 Asst. Commissioner, Public Relations: Jim Muldoon
 Asst. Commissioner, Electronic Communications: Duane Lindberg
 Assistant P.R. Director: Dean Diltz
 Business Manager: Ruth Stillwell
 Supervisor of Men's Basketball Officials: Booker Turner

Supervisor of Women's Basketball Officials: Carter Rankin
 Supervisor of Football Officials: Verle Sorgen
 Supervisor of Women's Volleyball Officials: Ken Rebman
 Historian: Wiles Hallock
 Secretaries: Tammy Newman, Fran Newman, Wendy Ryer, Veronica Hale
 Public Relations Interns: Dean Jutilla, Suzanne Reichart
 Administrative Fellow: Andrea Phillips

With another nine NCAA team titles claimed in 1991-92, plus a national football title, the Pacific-10 Conference once again demonstrated it is the "Conference of Champions," thus continuing to live up to its billing as having the strongest overall intercollegiate athletic league in the country in comparison to the rest of the nation's conferences.

Indicative of the strength of the Conference is the fact that Pac-10 members have won 201 NCAA team championships in men's sports, far and away more than any other conference (the Big Ten is runner-up with 136), and 36 women's crowns (ahead of the Southeastern Conference, which has 22), to lead all conferences in both categories.

Pac-10 men's programs have won at least four NCAA team titles in 16 of the last 19 years, a feat unprecedented in intercollegiate athletics.

Men's NCAA team titles have come at a phenomenal rate — 13 basketball titles, more than any other conference; 16 of the last 26 baseball titles; 18 of the last 33 and an incredible 44 titles overall in track and field; 16 of the last 29 in swimming; 29 of the last 32 in tennis; 19 of the last 33 in water polo; and 17 of the last 23 in volleyball.

The story is the same on the women's side. The NCAA has been conducting women's championships for 11 years and Pac-10 members have won four team titles seven times. Included in the NCAA team titles are 10 of 11 tennis crowns, and eight out of 11 championships in softball. Plus, the 190 NCAA individual titles leads all leagues by a comfortable margin.

The roots of the Pacific-10 Conference go back over 70 years. On December 9, 1915, the Pacific Coast Conference was founded at a meeting at the Oregon Hotel in Portland, Oregon. Original membership consisted of four schools — University of California, University of Washington, University of Oregon, and Oregon State College (now Oregon State University).

Pacific Coast Conference play began in 1916. One year later, Washington State College (now Washington State University) was accepted into the PCC, and Stanford University joined in 1918.

In 1922, the PCC expanded to eight teams with the admission of the University of Southern California and the University of Idaho. Montana joined the Conference in 1924 and in 1928 the PCC grew to 10 members with the addition of UCLA.

The Pacific Coast Conference competed as a 10-team league until 1950 with the exception of 1943-45 when World War II somewhat curtailed athletic competition at the university level. In 1950, Montana resigned from the conference and joined the Mountain States Conference. The PCC continued as a nine-team conference through 1958.

In 1959, the PCC dissolved and a new conference was formed called the Athletic Association of Western Universities. Original AAWU membership consisted of California, Stanford, Southern California, UCLA, and Washington. Washington State became a member in 1962 with Oregon and Oregon State joining in 1964. In 1968, the name Pacific-8 Conference was adopted.

Ten years later, on July 1, 1978, the University of Arizona and Arizona State University were admitted and the Pacific-10 Conference became a reality.

In 1940, the office of commissioner was established and Edwin N. Atherton was appointed to that position. Atherton served until 1944 and was succeeded by Victor O. Schmit who held the position from 1944 through 1958.

Thomas J. Hamilton became the Executive Director of the AAWU, later the Pacific-8, in 1959, and he was succeeded by Wiles Hallock in 1971. Current Pacific-10 Commissioner, Thomas C. Hansen, succeeded Hallock in 1983.

NCAA TEAM TITLES WON BY PAC-10 SCHOOLS

MEN		WOMEN	
1. USC	66	1. Stanford	13
2. UCLA	55	2. UCLA	13
3. Stanford	36	3. USC	5
4. California	18	4. Oregon	3
5. Oregon	10	5. Arizona State	1
6. Arizona State	9	Arizona	1
7. Arizona	4	TOTAL	36
8. Washington State	2		
9. Oregon State	1		
TOTAL	201		

TEAM CHAMPIONSHIPS WON

MEN		WOMEN	
Outdoor Track and Field	44	Tennis	10
Tennis	40	Softball	8
Baseball	23	Basketball	4
Water Polo	19	Outdoor Track and Field	3
Volleyball	17	Volleyball	4
Swimming and Diving	17	Cross Country	2
Basketball	13	Swimming and Diving	3
Golf	9	Golf	2
Gymnastics	7	TOTAL.....	36
Cross Country	5		
Indoor Track and Field	3		
Soccer	2		
Boxing	1		
Wrestling	1		
TOTAL.....	201		

OSU CAMPUS



The Oregon State campus spans over 400 lush, green acres as one of the most picturesque settings in the nation. It provides a combination of many modern buildings and old ivy-covered halls that uniquely blend to make OSU a very attractive location. In recent years, more than 40 restorations or new buildings have been added. The acclaimed Dixon Memorial Recreation Center has just added a swimming pool in addition to the already existing racquetball and basketball courts, weight room, etc., to form one of the most modern facilities on any college campus.

Counseling and advising for your academic concerns, lectures and concerts, films, libraries and laboratories for research, places to swim, dance and participate in any athletic endeavor are all readily available.



At OSU, you'll be choosing a comfortable place to live and work; a college town with a medium-sized population (45,000), set in a wide, fertile valley near the ocean, near the mountains, and near the Portland metropolitan area. While most major colleges average well over 20,000 students and a big city atmosphere, it is obvious that one of OSU's most inviting features is the personalized attention given to students.

The Memorial Union and Memorial Union East are the centers of activity for the OSU community. The "MU" serves as a meeting place for students, faculty, alumni and friends of the university. Inside this one building, you can eat lunch, cash a check, mail a letter, buy books, gifts or other necessities, study, play billiards or bowl, hold a meeting or simply relax with a cup of coffee.

The Oregon State University community includes over 15,000 students from every county in the state, every state in the nation and over 100 foreign countries. Together, you'll be a part of a community committed to scholarly activity, but also noted for hospitality and an avid interest in athletics.

The advantages of the OSU campus are numerous:

- Medium-sized university enrollment
- College town setting
- 400 acres of scenic campus
- Accessibility to community, faculty and staff
- Major college atmosphere
- Excellent library, student union, bookstore and
- Recreational facilities.



OSU HISTORY



NICKNAME "BEAVERS"

Oregon State University, like many other universities in the United States, is named after its home state's official animal.

In the early days, Oregon State's athletic teams were known as the Aggies. When orange uniforms replaced the drab sweatshirt-gray and tan jerseys, the teams were referred to as the Orangemen.

But in 1916, when the school yearbook was renamed "The Beaver" name Beaver became associated with the school. It is believed the press also had some influence in changing the name, particularly L.H. Gregory of the Oregonian newspaper. At any rate, the name gained instant popularity among alumni and students.

TEAM COLORS

Oregon State played its first football game in 1893 and the color orange that was adopted as the school color, remains so today. Oregon State athletic teams have generally worn uniforms using orange, black and white as base colors. However, orange is still the official color, even though Oregon State teams generally use orange and black as official colors. Basketball coach Slat Gill and football coach Tommy Prothro popularized all black uniforms during their head coaching stints at OSU.




OSU MASCOT

The mascot at Oregon State is Benny the Beaver. The name of course coincides with the team name, Beavers. Benny the Beaver was adopted as mascot in 1952, and remains so today. Previous to Benny, there were at least three other mascots. One was a coyote named Jimmie, owned by one M.M.H. Kriebel, 1893. In 1909, a second mascot appeared on the scene. Dr. John Bell, a pastor in Corvallis and former regent of Corvallis when it was taken over by the state and became Oregon Agricultural College became the OSU mascot. In the early 1900s, "Doc Bell" was considered to be the varsity football squad's "mascot" because of his steadfast attendance and advising. In 1921 there was an attempt to make a live Beaver, "Bevo" into the school mascot, but with little success.

Benny Beaver, OSU's current mascot, was introduced by the school's rally squad to the student body on September 18, 1952, in an effort to pick up sagging school spirit.

"Benny Beaver, the rally squad's candidate for handsomest man in school, has never been on campus before," according to the Barometer, the student newspaper. "The animal stands six feet tall, wears vivid orange knickerbockers, a black jersey, and his familiar orange and black rooters lid." Adopted as the official mascot in 1952, Benny Beaver still fire-up the crowds at OSU athletic events today.



Senior Sonjhia Fleming with Benny & Bernice Beaver

STAFF PROFILES



DR. JOHN V. BYRNE

President

Started at OSU: Initially in 1960; as President, January of 1985

Previous Employment:

Oregon State University, 1985-Present
Nat'l Oceanic & Atmospheric Admin.,
Washington D.C., 1981-84
Oregon State University, 1960-81
Research Geologist, 1955-60
USC, 1953-55

Born: May 9, 1928, in Hempstead,
New York

Education: B.S., Marine Geology, Hamilton College, Clinton, New York, 1951
M.S., Geology, Columbia University, 1953
Ph.D., Marine Geology, USC, 1957

Long before Dr. John Byrne was named president of Oregon State University in 1985, OSU's leader had taken an active interest in the role of athletics within the university. He is a competitor himself and cherishes certain moments of his own athletic accomplishments. By his own admission, when his son shunned fishing for dirt biking as a recreational outlet, "to keep up with him, I had to buy one, too. I learned how to ride a dirt bike and had never been on a motorcycle before."

He fondly recalls his days as a reserve on the lacrosse team at Hamilton College ("The little things you remember — screening out two opponents enabling us to score." And also his progression through four years of intramural hockey ("learning how to skate, playing goalie as a freshman, left forward as a senior scoring a hat trick — again, the little things you remember").


Byrne is familiar with the OSU campus and the Beaver athletic program. He spent 21 years at Oregon State before he was nominated by President Ronald Reagan and confirmed by the U.S. Senate in 1981 as administrator of the National Oceanic and Atmospheric Administration.

He returned to Corvallis three years later to lead the university into the latter portion of the 20th century succeeding Robert MacVicar at Oregon's oldest state-supported institution of higher education.

Byrne began his science and teaching career as a laboratory instructor at USC in 1953. In 1955, he entered the private sector as a research geologist until he joined the Oregon State faculty in 1960 as an associate professor in what was then the department of oceanography. He became department chairman in 1963, was promoted to full professor in 1965 and was selected dean of the OSU school of oceanography in 1972 (the program is now the college of oceanography).

After four years as dean of research and, concurrently, one year as acting dean of the OSU graduate school, Byrne was appointed vice president for research and graduate studies in 1980. His responsibilities included direction of the OSU research program, which then involved more than 800 separate projects with a total annual support base of \$40 million, and the graduate school with its 2,500 master's and doctoral students.

Byrne and his wife, Shirley, have four children, Donna, Karen, Lisa and Steve.



DUTCH BAUGHMAN

Athletic Director

Dutch Baughman (pronounced Balk-man) was named the 10th athletic director in the history of Oregon State University athletics on April 30, 1990, succeeding Lynn Snyder, who's contract was not renewed. Dutch was promoted from his position of senior associate athletic director, a position he started in October, 1989.

The hiring of Baughman was a very popular choice among Oregon State coaches and athletic department staff members. In his short tenure as senior associate director of

athletics he was very successful in improving the morale and overall operating procedures of the department. Hired as senior associate, his primary responsibilities were budget preparation and control, personnel, supervision of coaches for non-revenue sports and compliance with NCAA and conference regulations. A stickler for detail, he passed his first test with flying colors as the athletic department completed the 1989-90 fiscal year with a budget in the black for the first time in six years. Baughman's management style at OSU has been very successful and a big key to his success is his tremendous ability to communicate.

Dutch joined OSU with outstanding credentials, bringing with him 16 years of experience in top athletic administration, including athletic directorships at Furman University (1979-83) and Virginia Tech in 1988. Dutch also was assistant and associate commissioner of the Southwest Conference from 1983 to 1987. He also spent two years as associate athletic director at Northwestern University (1977-79).

In addition, Dutch has served as a high school football coach and as a graduate assistant football coach under the highly successful Woody Hayes at The Ohio State University.

Born in Columbus, Ohio and graduated from Columbus West High School in 1967, he spent the majority of his adolescent years in Texas where he calls home. He earned his B.A. in Physical Education from Ohio State in 1971 and his M.A. in Athletic Administration from Ohio State in 1976. In addition, he spent six years on the United States Sports Academy's national faculty and he has completed additional graduate work toward a doctorate at Ohio State. Dutch is also a graduate of the Ranch Management Program at TCU in 1988.

After receiving his B.A., Dutch was commissioned as a 2nd Lieutenant in the marine Corps and was discharged as a Captain in 1974.

Dutch earned two letters in football as a linebacker, one in basketball as a guard and three in baseball as a catcher at Columbus West High School. He earned three letters in lacrosse at Ohio State and was a member of the football team during his collegiate tenure, but did not letter.

Dutch and his wife, Jacquelyn, a former elementary school teacher have a son, Eric (12/26/77) and a daughter, Emily (9/11/91).



PATTI DRAPELA

Associate Athletic Director

Patti was named Associate Athletic Director and OSU's primary women's administrator in July 1989. Prior to that, she had served as promotions director for the department since 1984. She began her career at OSU in 1981 as women's promotions director, the first such position at OSU, and moved into the Beaver Club office as an assistant in July of 1982 with the merger of men's and women's athletics.

Prior to joining the OSU staff, Drapela worked in Eugene promoting events for the National Academy of Artistic Gymnastics and working on fund-raising projects for the new performing arts center for the Lane County Auditorium Association. In addition, Patti spent five years as a concert promoter and eight years as a professional drummer, and she has taught elementary school in Arizona, Washington and Oregon.

Drapela graduated from North Salem High School in 1957. She has four children, Val, Nick, Amy and Jennifer.

GILL COLISEUM



The 10,000-seat house that Slats Gill built is the house that Ralph Miller filled to the point of mandatory expansion.

Gill Coliseum, Home of the Beavers since the 1949-50 season, expanded 400 vital seats and a wholesale sprucing up in 1984 giving Oregon State one of the most ideal facilities for the viewing of college basketball.

New lighting, floor and wall coverings, additional, more comfortable seating and improvements in meeting rooms, concession stands and rest rooms were all part of the 1.6 million dollar project. No state funds were used for the renovation as all the money was raised through seat options and booster donations.

The site of the NCAA Western Regionals in 1952, 1953, 1954, 1955, 1956, 1957, 1964, 1967 and 1983 (nine times total) was named after the late Slats Gill, head basketball coach at Oregon State for 36 years (1929-1964) and later the school's athletic director. The building is perfectly suited for basketball. It is not a fieldhouse. There are no posts obstructing vantage points and 85 percent of the seating is along the sidelines.

The fine wood floor was recently named at the conclusion of a remodeling phase after the equally legendary Ralph Miller, former OSU men's basketball coach.

Some of the 14,000 pumice blocks have been knocked out with the renovation enabling Gill Coliseum to accommodate approximately 10,400 fans now and host many more events with additional meeting rooms behind the new collapsible theater seats on the arena floor.

The largest crowd to witness a game at Gill Coliseum arrived in 1962 to watch the Oregon State men defeat rival Oregon, 82-66. A crowd of 11,709 showed up that day, but fire marshal regulations prevent that figure from being surpassed unless additional expansion occurs.

While Oregon State men's and women's basketball serves as its main function, Gill Coliseum is also home to many other events. Performances by Alabama, Huey Lewis, Garth Brooks and Jay Leno are just a few of the many functions at the Coliseum. The Portland Trail Blazers schedule an exhibition game every fall, the OSU graduation commencement ceremony is held every spring, conventions take place during the summer, and the NCAA championship contending OSU women's gymnastics team competes before near sellout crowds. The building has also been home of nine NCAA Western Regionals for basketball and the NCAA Championships for Gymnastics.

OSU WIN-LOSS RECORD IN GILL

1978-79	7-3	(.700)
1979-80	8-2	(.800)
1980-81	9-1	(.900)
1981-82	7-1	(.875)
1982-83	11-1	(.917)
1983-84	9-0	(1.000)
1984-85	9-2	(.818)
1985-86	6-5	(.545)
1986-87	9-5	(.643)
1987-88	7-7	(.500)
1988-89	7-6	(.538)
1989-90	3-10	(.231)
1990-91	10-3	(.769)
1991-92	5-7	(.417)
1978-92	107-53	(.669)


GILL COLISEUM RECORDS

TEAM

Most Points -	135, U.S.S.R. in a 135-62 win over OSU in 1979-80
Most Rebounds -	51, OSU in a 117-58 win over Portland State, 1/8/82
Most Assists -	34, OSU in a 98-47 win over Pacific Christian in 1981-82
Most Steals -	33, OSU in a 117-58 win over Portland State in 1981-82
Best FG Percent -	.719, OSU defeated Washington 94-61, 2/26/81
Best FT Percent -	1.000, Santa Clara in an 89-46 loss to OSU, 1/28/83

INDIVIDUAL


Most Points -	51, Carol Menken, OSU, 114-54 win over Alaska-Anchorage, 1979-80
Most Rebounds -	20, Carol Menken, OSU, 77-47 win over Washington, 1978-79
	20, Natalia Mattick, OSU, 72-53 win over Portland, 1990-91
Most Assists -	14, Judy Spoelstra, OSU, 89-46 win over Santa Clara, 1982-83
Most Steals -	9, Cheryl Sturzenegger, OSU, 117-58 win over Portland State, 1981-82
Best FG Percent (min. 10 shots) -	.941, Carol Menken, OSU, 86-46 win over Washington State (16 of 17)
Best FT Percent (min. 8 shots) -	.923, Fonda DeCree, OSU, 85-68 win over Washington State, 1986-87 (12 of 13)



RADIO / T.V. ROSTER




3
MISSY
SMITH
5-10" Senior
Guard
Forest Grove, OR



4
ANETTE
MOLLERSTROM
5-11" Freshman
Guard
Malmo, Sweden




10
TANJA
KOSTIC
6-2" Freshman
Forward
Solna, Sweden



12
LISA
HARINGS
5-7" Freshman
Guard
Tualatin, OR



14
LEAH
McMAHON
5-7" Freshman
Guard
Eugene, OR



15
SONJHIA
FLEMING
6-1" Senior
Forward
Oakland, CA



20
RHONDA
HROBOWSKI
5-10" Sophomore
Guard
Dallas, TX




21
KIM
McGREW
6-2" Freshman
Forward
Dallas, TX



23
ANJANETTE
DIONNE
5-8" Freshman
Guard
Brownsville, OR



24
MARLO
CORMIER
5-8" Senior
Guard
Newbury Park, CA



32
NICOLE
CRAWFORD
6-3" Freshman
Center
Flint, MI



35
AMY
ELLIS
5-10" Sophomore
Guard/Forward
Texhoma, OK



44
ANGELA
ALLEN
6-0" Junior
Forward
Wynnewood, OK



55
ALLEGRA
GREEN
6-3" Sophomore
Forward
Portland, OR



HEAD COACH
AKI HILL
(15TH SEASON)



Risin' Up!