



OREGON STATE 2012-2013

THIS IS
BEAVER NATION.




WOMEN'S BASKETBALL



TABLE OF CONTENTS

Table of Contents.....	1	2011-12 Season	Yearly Results
Quick Facts	2	Results.....	Annual Win-Loss Record.....
2012-13 Roster	3	Individual Statistics.....	Year-by-Year Results.....
TV/Radio Roster.....	4	Miscellaneous Statistics.....	Series Results vs. Pac-12
		Box Scores	Series Results vs. Non-Conference
Player Profiles		Records	Postseason
Patricia Bright	5-6	Scoring.....	NCAA Tournament.....
ShaKiana Edwards-Teasley	7-8	1,000-Point Scorers	WNIT.....
Quortni Fambro	9-10	Field Goals	Pac-12 Tournament.....
Ali Gibson	11-12	Three-Pointers	Postseason Records.....
Ruth Hamblin	13	Free Throws	
Deven Hunter.....	13	Rebounds	
Sage Indendi.....	14-16	Assists	Oregon State History
Alyssa Martin.....	17-19	Blocked Shots	Honors and Awards.....
Thais Pinto.....	20-21	Steals.....	All-Time Greats.....
Katie Schrock.....	22-24	Double-Doubles.....	All-Time Player List
Mollee Schwegler	25-26	Team Single Game	
Samantha Siegner	27	Opponent Single Game	Media Information
Khadidja Toure.....	27	Coaching Records.....	Media Information
Jamie Weisner.....	28	Gill Coliseum Records.....	Local Media Information
		Annual Statistical Leaders	Athletic Communications
Coaching Staff		Annual Team Statistics	President Dr. Edward Ray.....
Scott Rueck.....	29-30	Oregon State In The Polls.....	Oregon State University.....
Mark Campbell	31	Streaks	Gill Coliseum.....
Eric Ely.....	31	100-Point Games	Basketball Practice Facility.....
Megan Dickerson.....	32	Overtime Games.....	Oregon State Traditions.....
Support Staff.....	32		Bob De Carolis.....
			Athletic Department Administration.....
			Athletic Department Support Staff



2012-13 Oregon State Women's Basketball Team. (from left to right): Mollee Schwegler, Quortni Fambro, Khadidja Toure, Jamie Weisner, Sage Indendi, Ali Gibson, Katie Schrock, Alyssa Martin, Deven Hunter, Samantha Siegner, ShaKiana Edwards-Teasley, Patricia Bright, Thais Pinto, Ruth Hamblin.

2012-13 WOMEN'S BASKETBALL QUICK FACTS

GENERAL

Location	Corvallis, Ore.
Founded	1868
Enrollment	23,761
Nickname	Beavers
Colors	Orange and Black
Conference	Pac-12
President	Dr. Edward Ray
Athletic Faculty Representative	Dr. Joseph Spatafora
Director of Athletics	Bob De Carolis
Senior Women's Administrator	Marianne Vydra
Athletic Department Phone	541-737-2547
Ticket Office Phone	800-GO-BEAVS
Home Arena (Capacity)	Gill Coliseum (9,604)
Web Site	www.osubeavers.com
Pac-12 Web Site	www.pac-12.org

WOMEN'S BASKETBALL HISTORY

First Year	1976-77 (36 seasons)
All-Time Record	519-513
All-Time Pac-12 Record (since 1986-87)	167-301

NCAA Tournament Appearances	five (2-5)
Last NCAA Tournament Appearance	1996
NIT Appearances	nine (14-7)
Last NIT Appearance	2012
Championships	two (1980, 1982)

ATHLETIC COMMUNICATIONS

Associate AD/Athletic Communications	Steve Fenk
Office Phone	541-737-3720
Office Fax	541-737-3072
Email	steve.fenk@oregonstate.edu
Women's Basketball Contact	John Cantalupi
Office Phone	541-737-8588
Email	john.cantalupi@oregonstate.edu
Mailing Address	209 Gill Coliseum Corvallis, OR 97331
Press Row Phone	541-737-3020

COACHING STAFF

Head Coach	Scott Rueck (third season)
Alma Mater	Oregon State '91
OSU Record	29-34 (two years)
Pac-12 Record	11-25 (two years)
Career Record	317-122 (16 years)
Assistant Coach	Mark Campbell (third season)
Alma Mater	Hawaii '04
Assistant Coach	Eric Ely (third season)
Alma Mater	Northwest Nazarene '82
Assistant Coach	Megan Dickerson (second season)
Alma Mater	Montana State-Billings '99
Basketball Office Phone	541-737-2800

SUPPORT STAFF

Director of Operations	Ashley Shearer (third season)
Alma Mater	Gonzaga '06
Assistant Director of Operations	Elise Trask (second season)
Alma Mater	George Fox '10
Athletic Trainer	Jason Lieuw (fourth season)
Alma Mater	Pacific '97
Strength and Conditioning Coach	Nate Barry (second season)
Academic Counselor	Paul Yager (first season)

TEAM INFORMATION

2011-12 Record	20-13
Home: 12-6 Away: 8-5 Neutral: 0-2	
2011-12 Conference Record	9-9
Conference Finish	t5th
Starters Returning/Lost	4/1
Letterwinners Returning/Lost	9/3
Newcomers	five
Seniors (6)	Patricia Bright, ShaKiana Edwards-Teasley Quortni Fambro, Sage Indendi Mollee Schwegler, Thais Pinto
Juniors (2)	Alyssa Martin, Katie Schrock
Sophomores (1)	Ali Gibson
Freshmen (5)	Ruth Hamblin, Deven Hunter Samantha Siegner, Khadidja Toure Jamie Weisner



2012-13 WOMEN'S BASKETBALL ALPHABETICAL ROSTER

No.	Player	Pos.	Ht.	Yr.	Exp.	Hometown	High School/College
20	Patricia Bright	F/C	6-4	Sr.	1L	Phoenix, Ariz.	Desert Vista HS/Pensacola State College
23	ShaKiana Edwards-Teasley	F	6-2	Sr.	1L	Lapwai, Idaho	Lewiston HS/North Idaho Junior College
11	Quortni Fambro	G	5-8	Sr.	1L	Decatur, Ga.	Redan HS/Northwest Florida State College/Alabama State
14	Ali Gibson	G	5-11	So.	1L	Woodbridge, Calif.	St. Mary's HS
44	Ruth Hamblin	C	6-6	Fr.	HS	Houston, British Columbia	Houston Christian School
32	Deven Hunter	F	6-3	Fr.	HS	Keizer, Ore.	McNary HS
22	Sage Indendi	G	5-9	Sr.*	2L	Livingston, Mont.	Park HS/George Fox
24	Alyssa Martin	G	6-0	Jr.	2L	Portland Ore.	Jesuit HS
4	Thais Pinto	C	6-7	Sr.	1L	Belo Horizonte, Brazil	Colegio Magnum/Western Nebraska CC
10	Katie Schrock	G	6-0	Jr.	2L	Corvallis, Ore.	Corvallis HS
30	Mollee Schwegler	G	5-6	Sr.	1L	Rainier, Ore.	Rainier HS/Lower Columbia College
5	Samantha Siegner	F	6-3	Fr.	HS	Albany, Ore.	West Albany HS
3	Khadidja Toure	G	5-9	Fr.	HS	Kennewick, Wash.	Kamiakan HS
15	Jamie Weisner	G	5-10	Fr.	HS	Clarkston, Wash.	Clarkston HS

2012-13 WOMEN'S BASKETBALL NUMERICAL ROSTER

No.	Player	Pos.	Ht.	Yr.	Exp.	Hometown	High School/Previous College
3	Khadidja Toure	G	5-9	Fr.	HS	Kennewick, Wash.	Kamiakan HS
4	Thais Pinto	C	6-7	Sr.	1L	Belo Horizonte, Brazil	Colegio Magnum/Western Nebraska CC
5	Samantha Siegner	F	6-3	Fr.	HS	Albany, Ore.	West Albany HS
10	Katie Schrock	G	6-0	Jr.	2L	Corvallis, Ore.	Corvallis HS
11	Quortni Fambro	G	5-8	Sr.	1L	Decatur, Ga.	Redan HS/Northwest Florida State College/Alabama State
14	Ali Gibson	G	5-11	So.	1L	Woodbridge, Calif.	St. Mary's HS
15	Jamie Weisner	G	5-10	Fr.	HS	Clarkston, Wash.	Clarkston HS
20	Patricia Bright	F/C	6-4	Sr.	1L	Phoenix, Ariz.	Desert Vista HS/Pensacola State College
22	Sage Indendi	G	5-9	Sr.*	2L	Livingston, Mont.	Park HS/George Fox
23	ShaKiana Edwards-Teasley	F	6-2	Sr.	1L	Lapwai, Idaho	Lewiston HS/North Idaho Junior College
24	Alyssa Martin	G	6-0	Jr.	2L	Portland Ore.	Jesuit HS
30	Mollee Schwegler	G	5-6	Sr.	1L	Rainier, Ore.	Rainier HS/Lower Columbia College
32	Deven Hunter	F	6-3	Fr.	HS	Keizer, Ore.	McNary HS
44	Ruth Hamblin	C	6-6	Fr.	HS	Houston, British Columbia	Houston Christian School

* used redshirt year

Head Coach: Scott Rueck (third season, Oregon State, 1991)

Assistant Coach: Mark Campbell (third season, Hawai'i, 2004)

Assistant Coach: Eric Ely (third season, Northwest Nazarene, 1982)

Assistant Coach: Megan Dickerson (second season, Montana State-Billings, 1999)

Director of Operations: Ashley Shearer (third season, Gonzaga, 2006)

Assistant Director of Operations: Elise Trask (second season, George Fox, 2010)

Athletic Trainer: Jason Lieuw (fourth season)

Strength & Conditioning Coach: Nate Barry (second season)

Academic Counselor: Paul Yager (first season)

Eric **ELY** (EE-lie)

SHAKIANA Edwards-Teasley (SHAW-kee-AW-nuh)

QUORTNI Fambro (COURT-knee)

Jason **LIEUW** (LOO)

THAIS Pinto (TIE-ees)

Scott **RUECK** (ROO-ick)

Mollee **SCHWEGLER** (Schway-gler)

Samantha **SIEGNER** (SIG-ner)


KHADIDJA TOURE (Ka-DEE-ja TOO-ray)

Jamie **WEISNER** (WISE-ner)


TV/RADIO ROSTER




#3
KHADIDJA TOURE
G - 5-9 - FR
KENNEWICK, WASH.
KAMIKAH HS




#4
THAIS PINTO
C - 6-7 - SR
BELO HORIZONTE, BRAZIL
COLEGIO MAGNUM/WEST. NEB. CC




#5
SAMANTHA SIEGNER
F - 6-3 - FR
ALBANY, ORE.
WEST ALBANY HS




#10
KATIE SCHROCK
G - 6-0 - JR
CORVALLIS, ORE.
CORVALLIS HS




#11
QUORTNI FAMBRO
G - 5-8 - SR
DECATUR, GA.
REDAN HS/NW FLA. ST. COLL./ALA. ST.



#14
ALI GIBSON
G - 5-11 - SO
WOODBIDGE, CALIF.
ST. MARY'S HS



#15
JAMIE WEISNER
G - 5-10 - FR
CLARKSTON, WASH.
CLARKSTON HS



#20
PATRICIA BRIGHT
F/C - 6-4 - SR
PHOENIX, ARIZ.
DESERT VISTA HS/PENSACOLA ST. COLL.



#22
SAGE INDENDI
G - 5-9 - SR*
LIVINGSTON, MONT.
PARK HS/GEORGE FOX



#23
SHAKIANA EDWARDS-TEASLEY
F - 6-2 - SR
LAPWAI, IDAHO
LEWISTON HS/NORTH IDAHO JC




#24
ALYSSA MARTIN
G - 6-0 - JR
PORTLAND, ORE.
JESUIT HS



#30
MOLLEE SCHWEGLER
G - 5-6 - SR
RAINIER, ORE.
RAINIER HS/LOWER COLUMBIA COLL.




#32
DEVEN HUNTER
F - 6-3 - FR
KEIZER, ORE.
MCNARY HS



#44
RUTH HAMBLIN
C - 6-6 - FR
HOUSTON, BRITISH COLUMBIA
HOUSTON CHRISTIAN SCHOOL



SCOTT RUECK
HEAD COACH
THIRD YEAR



MARK CAMPBELL
ASSISTANT COACH
THIRD YEAR




ERIC ELY
ASSISTANT COACH
THIRD YEAR



MEGAN DICKERSON
ASSISTANT COACH
SECOND YEAR



ASHLEY SHEARER
DIRECTOR OF OPERATIONS
THIRD YEAR



ELISE TRASK
ASST. DIR. OF OPERATIONS
SECOND YEAR

PATRICIA BRIGHT



Class: Senior
Hometown: Phoenix, Ariz.
High School: Desert Vista HS
Height: 6-4
Experience: 1L

Forward/Center | #20

JUNIOR (2011-12): Started all 33 games, averaging 22.2 minutes ... Finished with the second-most blocked shots in Pac-12 history (115), resetting the Oregon State single-season record and averaging 3.48 per game ... Named to the Pac-12 All-Defensive Team by both Pac-12 coaches and media ... Earned All-Pac-12 Fourth Team status by College Sports Madness ... Ended the season averaging 8.7 points and 4.9 rebounds per game ... Came in third in the Pac-12 in field goal percentage (.579) after connecting on 113 of her 195 shots ... Posted a near triple-double, and first-ever double-double, at Pepperdine (12/10) with 16 points, 10 rebounds and nine blocked shots, resetting the school record for most denials in a single game, and shooting a perfect 6-of-6 from the free throw line ... Earned Pac-12 Player of the Week Honors by both the conference office and College Sports Madness for her performance in the win over the Waves ... Poured in a career-high 23 points on 8-of-9 shooting against Cal State Northridge (11/17) to go along with eight rebounds and four blocked shots ... Played a career-high 40 minutes in a double-overtime game against Washington State (12/31) ... Notched the second double-double of her career in a victory over Oregon (1/28) after totaling 11 points and a career-best 12 rebounds ... Tallied seven or more blocks in a game on five occasions in tilts against Southern Utah (11/20), California (1/5), Arizona (1/14), Utah (2/4) and Washington (3/20) ... Broke the school record for blocked shots in a season (El Sara Greer - 92) in a win at Oregon (2/25) with five in the contest, adding 14 points and a perfect 8-of-8 performance at the line ... Became just the third player in Pac-12 history, and first in 22 years, to reach triple digits in blocks when she swatted two at Colorado (3/3).

PENSACOLA STATE COLLEGE: Named Player of the Game in the Tallahassee vs. Pensacola match-up ... Helped the team to a third place finish at the NJCAA Tournament in 2011 ... Finished undefeated in Panhandle Conference play to earn the FCCAA Championship ... Helped the team to a 24-5 overall record as a sophomore, finishing second to the title winner.

DESERT VISTA HIGH SCHOOL: Led team to four regional titles ... Set the school record for most blocked shots in a single game and single season.

PERSONAL: Born in Santa Ana, Calif. ... Daughter of David Bright and Lisa Fields ... Has one older sibling, Chiniqua ... Majoring in economics ... Chose Oregon State for the "family environment, good academics and a supporting coaching staff and teammates."

CAREER HIGHS

Points: 23 vs. Cal State Northridge (11/17/11)
FG Made: 8 vs. Cal State Northridge (11/17/11)
FG Attempted: 14 vs. Arizona (1/14/12)
3-PT Made: 0
3-PT Attempted: 0
FT Made: 8 at Oregon (2/25/12)
FT Attempted: 12 vs. Cal State Northridge (11/17/11)
Rebounds: 12 vs. Oregon (1/28/12)
Assists: 1, eight times, last vs. UC Davis (3/15/12)
Blocked Shots: 9 at Pepperdine (12/10/11) *school record
Steals: 2, three times, last vs. Arizona (1/14/12)
Minutes: 40 vs. Washington State (12/31/11)

OVERALL CAREER STATISTICS

YEAR	GP	GS	MIN	AVG	TOTAL			3-PTS			REBOUNDS			PF	FO	AST	TO	BLK	STL	PTS	AVG				
					FG	FGA	PCT	FG	FGA	PCT	FT	FTA	PCT									OFF	DEF	TOT	AVG
2011-12	33	33	731	22.2	113	195	.579	0	0	.000	60	88	.682	47	115	162	4.9	100	4	8	53	115	11	286	8.7
TOTAL	33	33	731	22.2	113	195	.579	0	0	.000	60	88	.682	47	115	162	4.9	100	4	8	53	115	11	286	8.7

PAC-12 CONFERENCE CAREER STATISTICS

YEAR	GP	GS	MIN	AVG	TOTAL			3-PTS			REBOUNDS			PF	FO	AST	TO	BLK	STL	PTS	AVG				
					FG	FGA	PCT	FG	FGA	PCT	FT	FTA	PCT									OFF	DEF	TOT	AVG
2011-12	18	18	430	23.9	54	105	.514	0	0	.000	37	54	.685	22	65	87	4.8	60	2	5	28	61	6	145	8.1
TOTAL	18	18	430	23.9	54	105	.514	0	0	.000	37	54	.685	22	65	87	4.8	60	2	5	28	61	6	145	8.1

PATRICIA BRIGHT 2011-12 GAME-BY-GAME STATISTICS

OPPONENT	DATE	GS	MIN	TOTAL			3-PTS			FT	FTA	PCT	REBOUNDS			AVG	PF	FO	A	TO	BLK	STL	PTS	AVG	
				FG	FGA	PCT	3FG	FGA	PCT				OFF	DEF	TOT										
Western Oregon	11/11/11	*	15	5	5	1.000	0	0	.000	0	0	.000	1	3	4	4.0	4	0	0	2	1	0	10	10.0	
Montana State	11/13/11	*	14	2	5	.400	0	0	.000	2	4	.500	4	1	5	4.5	4	0	1	3	0	1	6	8.0	
CS Northridge	11/17/11	*	24	8	9	.889	0	0	.000	7	12	.583	2	6	8	5.7	3	0	0	1	4	0	23	13.0	
Southern Utah	11/20/11	*	19	3	6	.500	0	0	.000	0	0	.000	0	5	5	5.5	3	0	1	0	7	0	6	11.3	
at Eastern Wash.	11/22/11	*	17	7	9	.778	0	0	.000	0	0	.000	3	4	7	5.8	4	0	0	2	5	0	14	11.8	
vs North Texas	12/2/11	*	10	1	3	.333	0	0	.000	0	0	.000	1	0	1	5.0	5	1	0	3	2	0	2	10.2	
at Rice	12/3/11	*	18	1	6	.167	0	0	.000	1	2	.500	1	3	4	4.9	2	0	0	0	3	0	3	9.1	
at Pepperdine	12/10/11	*	31	5	8	.625	0	0	.000	6	6	1.000	2	8	10	5.5	2	0	0	3	9	0	16	10.0	
at CSU Bakersfield	12/13/11	*	23	6	7	.857	0	0	.000	4	6	.667	3	5	8	5.8	0	0	0	2	1	0	16	10.7	
Corban	12/16/11	*	20	4	7	.571	0	0	.000	0	0	.000	3	2	5	5.7	2	0	0	2	4	0	8	10.4	
Saint Mary's	12/19/11	*	24	3	5	.600	0	0	.000	1	1	1.000	0	2	2	5.4	0	0	0	0	4	2	7	10.1	
Washington	12/29/11	*	27	4	8	.500	0	0	.000	1	3	.333	0	3	3	5.2	4	0	0	1	3	0	9	10.0	
Washington State	12/31/11	*	40	4	5	.800	0	0	.000	5	10	.500	3	6	9	5.5	3	0	0	2	3	1	13	10.2	
at California	1/5/12	*	20	2	6	.333	0	0	.000	4	4	1.000	1	3	4	5.4	3	0	0	0	7	2	8	10.1	
at Stanford	1/7/12	*	22	2	5	.400	0	0	.000	0	0	.000	0	4	4	5.3	5	1	0	2	1	0	4	9.7	
Arizona State	1/12/12	*	19	1	3	.333	0	0	.000	4	6	.667	0	4	4	5.2	3	0	0	2	3	0	6	9.4	
Arizona	1/14/12	*	27	5	14	.357	0	0	.000	1	1	1.000	2	3	5	5.2	2	0	0	3	7	2	11	9.5	
at UCLA	1/19/12	*	18	3	5	.600	0	0	.000	3	4	.750	1	2	3	5.1	3	0	0	0	1	0	9	9.5	
at USC	1/21/12	*	30	6	9	.667	0	0	.000	0	2	.000	1	4	5	5.1	4	0	1	2	1	0	12	9.6	
Oregon	1/28/12	*	24	4	7	.571	0	0	.000	3	4	.750	3	9	12	5.4	4	0	1	1	4	0	11	9.7	
Colorado	2/2/12	*	16	2	3	.667	0	0	.000	0	0	.000	0	1	1	5.2	3	0	1	0	2	0	4	9.4	
Utah	2/4/12	*	30	4	6	.667	0	0	.000	0	2	.000	2	3	5	5.2	3	0	1	0	7	0	8	9.4	
at Washington State	2/9/12	*	16	3	4	.750	0	0	.000	2	2	1.000	0	7	7	5.3	4	0	0	3	1	0	8	9.3	
at Washington	2/11/12	*	19	4	7	.571	0	0	.000	4	6	.667	1	1	2	5.1	4	0	0	1	4	0	12	9.4	
Stanford	2/16/12	*	20	0	1	.000	0	0	.000	2	2	1.000	3	0	3	5.0	1	0	0	2	1	0	2	9.1	
California	2/18/12	*	28	2	4	.500	0	0	.000	0	0	.000	2	3	5	5.0	1	0	1	4	5	1	4	8.9	
at Oregon	2/25/12	*	27	3	4	.750	0	0	.000	8	8	1.000	1	4	5	5.0	4	0	0	3	5	0	14	9.1	
at Utah	3/1/12	*	29	3	9	.333	0	0	.000	0	0	.000	2	6	8	5.1	5	1	0	1	4	0	6	9.0	
at Colorado	3/3/12	*	18	2	5	.400	0	0	.000	0	0	.000	0	2	2	5.0	4	0	0	1	2	0	4	8.8	
vs Washington State	3/7/12	*	27	4	5	.800	0	0	.000	2	3	.667	0	2	2	4.9	3	0	0	1	1	1	10	8.9	
UC Davis	3/15/12	*	23	6	8	.750	0	0	.000	0	0	.000	3	5	8	5.0	1	0	1	0	0	0	12	9.0	
Saint Mary's	3/17/12	*	17	3	4	.750	0	0	.000	0	0	.000	2	4	6	5.1	2	0	0	2	6	1	6	8.9	
Washington	3/20/12	*	19	1	3	.333	0	0	.000	0	0	.000	0	0	0	4.9	5	1	0	4	7	0	2	8.7	
TOTALS			33	731	113	195	.579	0	0	.000	60	88	.682	47	115	162	4.9	100	4	8	53	115	11	286	8.7

GAMES PLAYED: 33
 MINUTES/GAME: 22.2
 POINTS/GAME: 8.7
 FG PCT: 57.9
 FT PCT: 68.2

REBOUNDS/GAME: 4.9
 ASSISTS/GAME: 0.2
 TURNOVERS/GAME: 1.6
 ASSIST/TURNOVER RATIO: 0.2
 STEALS/GAME: 0.3
 BLOCKS/GAME: 3.5

SHAKIANA EDWARDS-TEASLEY



Class: Senior
Hometown: Lapwai, Idaho
High School: Lewiston HS
Height: 6-2
Experience: 1L

Forward | #23

LEWISTON HIGH SCHOOL: Lettered four years at forward in basketball ... Three-time Idaho State All-State Game participant ... Two-time All-Inland Empire ... Also played volleyball at middle blocker.

PERSONAL: Born in Lewiston, Idaho ... Daughter of James Edwards and Howard and Shannon Teasley ... Has one younger sibling, Lewonne ... Father, James, played basketball at Washington and played in the NBA for 19 seasons, earning back-to-back championships with the Detroit Pistons in 1988 and 1989 and another title in 1996 with Michael Jordan and the Chicago Bulls ... Chose Oregon State because "it was a great atmosphere and energy. Everyone is very positive - a very fun place to be."

CAREER HIGHS

Points: 12 vs. Western Oregon (11/11/11)
FG Made: 4, two times, last vs. Corban (12/16/11)
FG Attempted: 9 vs. Corban (12/16/11)
3-PT Made: 1, two times, last vs. Arizona (1/14/12)
3-PT Attempted: 4 vs. Arizona (1/14/12)
FT Made: 5 vs. Southern Utah (11/20/11)
FT Attempted: 11 vs. Southern Utah (11/20/11)
Rebounds: 12 vs. Southern Utah (11/20/11)
Assists: 2, two times, last vs. Corban (12/16/11)
Blocked Shots: 1, four times, last vs. Colorado (2/2/12)
Steals: 2, two times, last vs. Oregon (1/28/12)
Minutes: 27 vs. Arizona (1/14/12)

JUNIOR (2011-12): Played in all 33 games, averaging 15.0 minutes per contest ... Came off the bench to record a double-double in the season opener against Western Oregon (11/11) scoring a career-high 12 points on 4-of-8 shooting with 11 rebounds, going perfect from the line on four attempts ... Scored five of her nine points from the line against Southern Utah (11/20) with a career-high 12 rebounds, including six offensive boards ... Went 4-of-9 from the floor with nine points, nine rebounds and two assists against Corban (12/16) ... Scored six points and pulled down six rebounds at Washington State (2/9) on 2-of-3 shooting in 23 minutes played ... Finished the season averaging 2.8 points per game, 92 total, shooting 38.8 percent from the field and adding 4.2 rebounds per game.

NORTH IDAHO JUNIOR COLLEGE: Led the team to back-to-back NJCAA Tournament appearances and the 2011 NJCAA Championship ... Scored a career-best 17 points in the title game and pulled down 14 rebounds in the semifinals ... Named All-Region 18 Honorable Mention as a sophomore ... Finished off the 2010-11 season averaging 8.6 points and 5.3 rebounds per game, boosting it to 7.8 points and 8.8 rebounds per game in the postseason.

OVERALL CAREER STATISTICS

YEAR	GP	GS	MIN	AVG	TOTAL			3-PTS			FT			REBOUNDS				PF	FO	AST	TO	BLK	STL	PTS	AVG
					FG	FGA	PCT	FG	FGA	PCT	FT	FTA	PCT	OFF	DEF	TOT	AVG								
2011-12	33	0	495	15.0	33	85	.388	2	20	.100	24	42	.571	58	79	137	4.2	47	0	13	40	4	14	92	2.8
TOTAL	33	0	495	15.0	33	85	.388	2	20	.100	24	42	.571	58	79	137	4.2	47	0	13	40	4	14	92	2.8

PAC-12 CONFERENCE CAREER STATISTICS

YEAR	GP	GS	MIN	AVG	TOTAL			3-PTS			FT			REBOUNDS				PF	FO	AST	TO	BLK	STL	PTS	AVG
					FG	FGA	PCT	FG	FGA	PCT	FT	FTA	PCT	OFF	DEF	TOT	AVG								
2011-12	18	0	278	15.4	14	38	.368	1	13	.077	9	21	.429	28	36	64	3.6	29	0	5	10	1	10	38	2.1
TOTAL	18	0	278	15.4	14	38	.368	1	13	.077	9	21	.429	28	36	64	3.6	29	0	5	10	1	10	38	2.1


SHAKIANA EDWARDS-TEASLEY 2011-12 GAME-BY-GAME STATISTICS

OPPONENT	DATE	GS	MIN	TOTAL			3-PTS			FT	FTA	PCT	REBOUNDS			AVG	PF	FO	A	TO	BLK	STL	PTS	AVG
				FG	FGA	PCT	3FG	FGA	PCT				OFF	DEF	TOT									
Western Oregon	11/11/11		23	4	8	.500	0	1	.000	4	4	1.000	5	6	11	11.0	2	0	0	4	0	1	12	12.0
Montana State	11/13/11		16	1	3	.333	0	0	.000	0	0	.000	0	2	2	6.5	0	0	1	2	0	0	2	7.0
CS Northridge	11/17/11		14	1	5	.200	0	0	.000	2	2	1.000	2	6	8	7.0	2	0	0	3	0	0	4	6.0
Southern Utah	11/20/11		22	2	2	1.000	0	0	.000	5	11	.455	6	6	12	8.3	3	0	0	3	0	1	9	6.8
at Eastern Wash.	11/22/11		13	1	2	.500	0	0	.000	2	2	1.000	2	0	2	7.0	1	0	0	3	1	1	4	6.2
vs North Texas	12/2/11		15	0	1	.000	0	1	.000	0	0	.000	0	4	4	6.5	0	0	0	3	0	0	0	5.2
at Rice	12/3/11		15	0	3	.000	0	0	.000	2	2	1.000	4	3	7	6.6	1	0	1	4	0	1	2	4.7
at Pepperdine	12/10/11		12	0	2	.000	0	1	.000	0	0	.000	1	2	3	6.1	1	0	2	0	1	0	0	4.1
at CSU Bakersfield	12/13/11		16	2	4	.500	0	0	.000	0	0	.000	1	1	2	5.7	3	0	1	1	1	0	4	4.1
Corban	12/16/11		18	4	9	.444	1	3	.333	0	0	.000	5	4	9	6.0	2	0	2	4	0	0	9	4.6
Saint Mary's	12/19/11		7	2	3	.667	0	1	.000	0	0	.000	1	0	1	5.5	3	0	0	2	0	0	4	4.5
Washington	12/29/11		6	0	1	.000	0	1	.000	0	0	.000	0	1	1	5.2	1	0	0	0	0	0	0	4.2
Washington State	12/31/11		9	0	1	.000	0	1	.000	0	0	.000	0	1	1	4.8	1	0	0	0	0	0	0	3.8
at California	1/5/12		21	2	4	.500	0	2	.000	0	2	.000	4	4	8	5.1	1	0	0	0	0	0	4	3.9
at Stanford	1/7/12		11	1	2	.500	0	1	.000	0	0	.000	0	1	1	4.8	3	0	0	1	0	1	2	3.7
Arizona State	1/12/12		19	2	4	.500	0	0	.000	1	2	.500	4	0	4	4.8	1	0	0	0	0	1	5	3.8
Arizona	1/14/12		27	2	8	.250	1	4	.250	1	2	.500	4	5	9	5.0	2	0	0	2	0	1	6	3.9
at UCLA	1/19/12		22	1	3	.333	0	0	.000	1	2	.500	4	5	9	5.2	2	0	1	3	0	2	3	3.9
at USC	1/21/12		11	0	0	.000	0	0	.000	0	0	.000	0	2	2	5.1	3	0	0	0	0	0	0	3.7
Oregon	1/28/12		22	1	1	1.000	0	0	.000	0	0	.000	1	2	3	5.0	0	0	0	1	0	2	2	3.6
Colorado	2/2/12		20	2	3	.667	0	1	.000	2	4	.500	2	3	5	5.0	1	0	0	0	1	1	6	3.7
Utah	2/4/12		5	0	0	.000	0	0	.000	0	0	.000	0	0	0	4.7	2	0	0	0	0	0	0	3.5
at Washington State	2/9/12		23	2	3	.667	0	1	.000	2	3	.667	2	4	6	4.8	2	0	1	0	0	1	6	3.7
at Washington	2/11/12		18	0	3	.000	0	1	.000	0	2	.000	0	1	1	4.6	2	0	0	0	0	0	0	3.5
Stanford	2/16/12		23	1	3	.333	0	1	.000	0	2	.000	3	1	4	4.6	2	0	1	1	0	0	2	3.4
California	2/18/12		12	0	1	.000	0	0	.000	2	2	1.000	3	1	4	4.6	3	0	1	0	0	0	2	3.4
at Oregon	2/25/12		8	0	0	.000	0	0	.000	0	0	.000	0	0	0	4.4	2	0	0	0	0	0	0	3.3
at Utah	3/1/12		13	0	1	.000	0	0	.000	0	0	.000	1	3	4	4.4	1	0	1	1	0	1	0	3.1
at Colorado	3/3/12		8	0	0	.000	0	0	.000	0	0	.000	0	2	2	4.3	0	0	0	1	0	0	0	3.0
vs Washington State	3/7/12		10	0	1	.000	0	0	.000	0	0	.000	0	2	2	4.2	0	0	0	0	0	0	0	2.9
UC Davis	3/15/12		17	1	1	1.000	0	0	.000	0	0	.000	1	2	3	4.2	0	0	0	0	0	0	2	2.9
Saint Mary's	3/17/12		6	1	2	.500	0	0	.000	0	0	.000	0	1	1	4.1	0	0	0	0	0	0	2	2.9
Washington	3/20/12		13	0	1	.000	0	0	.000	0	0	.000	2	4	6	4.2	0	0	1	1	0	0	0	2.8
TOTALS		0	495	33	85	.388	2	20	.100	24	42	.571	58	79	137	4.2	47	0	13	40	4	14	92	2.8

GAMES PLAYED: 33
 MINUTES/GAME: 15.0
 POINTS/GAME: 2.8
 FG PCT: 38.8
 3FG PCT: 10.0
 FT PCT: 57.1

REBOUNDS/GAME: 4.2
 ASSISTS/GAME: 0.4
 TURNOVERS/GAME: 1.2
 ASSIST/TURNOVER RATIO: 0.3
 STEALS/GAME: 0.4
 BLOCKS/GAME: 0.1

QUORTNI FAMBRO



Class: Senior
Hometown: Decatur, Ga.
High School: Redan HS
Height: 5-8
Experience: 1L

Guard | #11

JUNIOR (2011-12): Appeared in 10 games, averaging 4.8 minutes ... Worked quickly in her six minutes on the floor in the season opener against Western Oregon (11/11), scoring eight points on perfect 3-of-3 shooting with three steals ... Scored a career-high nine points (4-of-6) against Southern Utah (11/20) with two steals and one rebound ... Pulled down a pair of rebounds in the first half at Pepperdine (12/10), earning a Winimation.com Win Stat Rally Award ... Tallied a pair of assists at CSU Bakersfield (12/13) in two minutes played ... Scored seven points in nine minutes against No. 3 Stanford (2/16), adding two rebounds ... Finished the season averaging 2.8 points per game, shooting 46.2 percent from the field.

NORTHWEST FLORIDA STATE COLLEGE: Averaged a team-high 10.4 points per game as a sophomore ... Shot 40 percent, leading her team to a runner-up finish at the state tournament ... Named All-Panhandle First Team ... NJCAA Academic All-American ... Who's Who in Academics of American Junior Colleges.

ALABAMA STATE: Averaged 3.8 points and 1.4 rebounds per game.

REDAN HIGH SCHOOL: Named to the All-State Tournament Team ... Member of the Tip-Off Club.

PERSONAL: Born in Decatur, Ga. ... Daughter of Corey Fambro and Tarecha Strachan ... Has one brother, Jarrod ... Majoring in sociology ... Chose Oregon State because "I really enjoyed my visit. I really like the diversity and wanted to embrace something different."

CAREER HIGHS

Points: 9 vs. Southern Utah (11/20/11)
FG Made: 4 vs. Southern Utah (11/20/11)
FG Attempted: 7 vs. Stanford (2/16/12)
3-PT Made: 1, three times, last vs. Stanford (2/16/12)
3-PT Attempted: 3, two times, last vs. Stanford (2/16/12)
FT Made: 1 vs. Western Oregon (11/11/11)
FT Attempted: 1 vs. Western Oregon (11/11/11)
Rebounds: 2, two times, last vs. Stanford (2/16/12)
Assists: 2 at CSU Bakersfield (12/13/11)
Blocked Shots: 1 vs. Western Oregon (11/11/11)
Steals: 3 vs. Western Oregon (11/11/11)
Minutes: 10 vs. Southern Utah (11/20/11)

OVERALL CAREER STATISTICS

YEAR	GP	GS	MIN	AVG	TOTAL			3-PTS			REBOUNDS				PF	FO	AST	TO	BLK	STL	PTS	AVG			
					FG	FGA	PCT	FG	FGA	PCT	FT	FTA	PCT	OFF									DEF	TOT	AVG
2011-12	10	0	48	4.8	12	26	.462	3	10	.300	1	11	0.000	2	4	6	0.6	6	0	3	5	1	6	28	2.8
TOTAL	10	0	48	4.8	12	26	.462	3	10	.300	1	11	0.000	2	4	6	0.6	6	0	3	5	1	6	28	2.8

PAC-12 CONFERENCE CAREER STATISTICS

YEAR	GP	GS	MIN	AVG	TOTAL			3-PTS			REBOUNDS				PF	FO	AST	TO	BLK	STL	PTS	AVG			
					FG	FGA	PCT	FG	FGA	PCT	FT	FTA	PCT	OFF									DEF	TOT	AVG
2011-12	2	0	10	5.0	3	9	.333	1	4	.250	0	0	0.000	1	2	3	1.5	0	0	0	1	0	0	7	3.5
TOTAL	2	0	10	5.0	3	9	.333	1	4	.250	0	0	0.000	1	2	3	1.5	0	0	0	1	0	0	7	3.5


QUORTNI FAMBRO 2011-12 GAME-BY-GAME STATISTICS

OPPONENT	DATE	GS	TOTAL			3-PTS			REBOUNDS																
			MIN	FG	FGA	PCT	3FG	FGA	PCT	FT	FTA	PCT	OFF	DEF	TOT	AVG	PF	FO	A	TO	BLK	STL	PTS	AVG	
Western Oregon	11/11/11		6	3	3	1.000	1	1	1.000	1	1	1.000	0	0	0	0.0	0	0	0	0	1	3	8	8.0	
Montana State	11/13/11		4	2	2	1.000	0	0	.000	0	0	.000	0	0	0	0.0	0	0	0	0	0	0	4	6.0	
CS Northridge	11/17/11		3	0	1	.000	0	0	.000	0	0	.000	0	0	0	0.0	1	0	0	0	0	0	0	4.0	
Southern Utah	11/20/11		10	4	6	.667	1	3	.333	0	0	.000	1	0	1	0.3	2	0	0	3	0	2	9	5.3	
at Eastern Wash.	11/22/11	DNP																							
vs North Texas	12/2/11	DNP																							
at Rice	12/3/11	DNP																							
at Pepperdine	12/10/11		5	0	0	.000	0	0	.000	0	0	.000	0	2	2	0.6	1	0	0	0	0	0	0	4.2	
at CSU Bakersfield	12/13/11		2	0	1	.000	0	1	.000	0	0	.000	0	0	0	0.5	1	0	2	0	0	0	0	3.5	
Corban	12/16/11		7	0	3	.000	0	1	.000	0	0	.000	0	0	0	0.4	0	0	1	0	0	1	0	3.0	
Saint Mary's	12/19/11	DNP																							
Washington	12/29/11	DNP																							
Washington State	12/31/11	DNP																							
at California	1/5/12	DNP																							
at Stanford	1/7/12	DNP																							
Arizona State	1/12/12	DNP																							
Arizona	1/14/12	DNP																							
at UCLA	1/19/12	DNP																							
at USC	1/21/12	DNP																							
Oregon	1/28/12	DNP																							
Colorado	2/2/12		1	0	2	.000	0	1	.000	0	0	.000	1	0	1	0.5	0	0	0	0	0	0	0	2.6	
Utah	2/4/12	DNP																							
at Washington State	2/9/12	DNP																							
at Washington	2/11/12	DNP																							
Stanford	2/16/12		9	3	7	.429	1	3	.333	0	0	.000	0	2	2	0.7	0	0	0	1	0	0	7	3.1	
California	2/18/12	DNP																							
at Oregon	2/25/12	DNP																							
at Utah	3/1/12	DNP																							
at Colorado	3/3/12	DNP																							
vs Washington State	3/7/12	DNP																							
UC Davis	3/15/12		1	0	1	.000	0	0	.000	0	0	.000	0	0	0	0.6	1	0	0	1	0	0	0	2.8	
Saint Mary's	3/17/12	DNP																							
Washington	3/20/12	DNP																							
TOTALS			0	48	12	26	.462	3	10	.300	1	1	1.000	2	4	6	0.6	6	0	3	5	1	6	28	2.8

GAMES PLAYED: 10
MINUTES/GAME: 4.8
POINTS/GAME: 2.8
FG PCT: 46.2
3FG PCT: 30.0
FT PCT: 100.0

REBOUNDS/GAME: 0.6
ASSISTS/GAME: 0.3
TURNOVERS/GAME: 0.5
ASSIST/TURNOVER RATIO: 0.6
STEALS/GAME: 0.6
BLOCKS/GAME: 0.1

ALI GIBSON



Class: Sophomore
Hometown: Woodbridge, Calif.
High School: St. Mary's HS
Height: 5-11
Experience: 1L

Guard | #14

ST. MARY'S HIGH SCHOOL: Lettered four years at guard, starting three, under head coach Tom Gonsalves ... As a senior, named a McDonald's All-America nominee and ESPN Miss Basketball California nominee ... Tabbed Tri-City League MVP and All-Section ... Led the Rams to three straight California state titles, adding a USA Today National Title in 2010 ... As a junior, earned ESPN All-State ... Three-time All-Defensive Team honoree and four-time All-League selection ... Also earned four letters in track and field and water polo ... Qualified for the state meet in the 4x400 relay ... Goalie of the Year in water polo and All-League ... California Scholarship Federation honors, student council officer for three years, campus ministry, honor roll and principal's list.

PERSONAL: Born in Stockton, Calif. ... Daughter of Bruce and Janet Gibson ... Has one older brother, Ben ... Father, Bruce, played football at University of the Pacific and four years of professional football ... Mother, Janet, played basketball at University of the Pacific ... Majoring in accounting ... Cousins William and Charlie Holm both graduated from Oregon State ... Former prep teammates currently playing for Division I schools include Cortney French (UC Davis), Chelsea Grey (Duke), Afure Jemerigbe (Cal), Alle Moreno (Sacramento State) and Kendall Kenyon (University of the Pacific) ... Chose Oregon State because "I fell in love with the school when I came on my visit. I really felt welcomed and liked all the coaches and players."

CAREER HIGHS

Points: 23 vs. Oregon (1/28/12)
FG Made: 8, two times, last vs. Oregon (1/28/12)
FG Attempted: 21 vs. Washington State (3/7/12)
3-PT Made: 5, two times, last vs. Oregon (1/28/12)
3-PT Attempted: 12, two times, last vs. Washington State (3/7/12)
FT Made: 6 vs. Colorado (2/2/12)
FT Attempted: 8 vs. North Texas (12/2/11)
Rebounds: 9 vs. North Texas (12/2/11)
Assists: 7 at CSU Bakersfield (12/13/11)
Blocked Shots: 3 vs. St. Mary's (3/17/12)
Steals: 6 vs. Southern Utah (11/20/11)
Minutes: 44 vs. Washington State (12/31/11)

FRESHMAN (2011-12): Started all 33 games at guard, averaging a team-high 33.1 minutes per game ... Earned All-Pac-12 Honorable Mention, as voted on by Pac-12 coaches, adding All-Freshman Team honors from the conference coaches and media ... Finished second on the team in scoring (11.7 ppg) and eighth in single-season history at OSU with 56 three-pointers made ... Reached double figures in points 21 times and tied for the team lead with three 20+ point efforts ... Started her first career collegiate game against Western Oregon (11/11), scoring 12 points with five rebounds, three assists and a team-high four steals ... Scored 21 points against Montana State (11/13) on 7-of-11 shooting, 5-of-8 from three-point range, with three assists and four steals ... Had a career-high six steals against Southern Utah (11/20) with nine points and three assists ... Scored 21 points on 8-of-12 shooting at Eastern Washington (11/22) ... Pulled down a career-high nine rebounds against North Texas (12/2) ... Dished out a career-best seven assists at CSU Bakersfield (12/13) ... Led all Beaver scorers in her Pac-12 debut against Washington (12/29) with 14 points (6-of-11) ... Scored a team-high 16 points at No. 4 Stanford (1/7) with two assists, two steals and six rebounds ... Scored a career-high 23 points (8-of-15), including the go-ahead three-pointer against Oregon (1/28), her fifth of the game ... Led all scorers with 19 points in the first round of the Pac-12 Tournament against Washington State (3/7) ... Blocked a career-high three shots in the second round of the WNIT against Saint Mary's (3/17), scoring five points, adding four rebounds, two assists and two steals ... Finished shooting 41.6 percent from the field and 34.8 percent from three-point range ... Averaged 3.8 rebounds, 2.3 assists and 2.0 steals per game.

OVERALL CAREER STATISTICS

YEAR	GP	GS	MIN	AVG	TOTAL			3-PTS			REBOUNDS			PF	FO	AST	TO	BLK	STL	PTS	AVG				
					FG	FGA	PCT	FG	FGA	PCT	FT	FTA	PCT									OFF	DEF	TOT	AVG
2011-12	33	33	1091	33.1	139	334	.416	56	161	.348	53	69	.768	37	89	126	3.8	58	1	75	67	12	67	387	11.7
TOTAL	33	33	1091	33.1	139	334	.416	56	161	.348	53	69	.768	37	89	126	3.8	58	1	75	67	12	67	387	11.7

PAC-12 CONFERENCE CAREER STATISTICS

YEAR	GP	GS	MIN	AVG	TOTAL			3-PTS			REBOUNDS			PF	FO	AST	TO	BLK	STL	PTS	AVG				
					FG	FGA	PCT	FG	FGA	PCT	FT	FTA	PCT									OFF	DEF	TOT	AVG
2011-12	18	18	638	35.4	79	189	.418	35	86	.407	22	28	.786	21	56	77	4.3	32	0	32	40	7	28	215	11.9
TOTAL	18	18	638	35.4	79	189	.418	35	86	.407	22	28	.786	21	56	77	4.3	32	0	32	40	7	28	215	11.9

ALI GIBSON 2011-12 GAME-BY-GAME STATISTICS

OPPONENT	DATE	GS	MIN	TOTAL			3-PTS			FT	FTA	PCT	REBOUNDS			AVG	PF	FO	A	TO	BLK	STL	PTS	AVG
				FG	FGA	PCT	3FG	FGA	PCT				OFF	DEF	TOT									
Western Oregon	11/11/11	*	25	5	9	.556	1	3	.333	1	1	1.000	3	2	5	5.0	2	0	3	1	0	4	12	12.0
Montana State	11/13/11	*	30	7	11	.636	5	8	.625	2	2	1.000	1	2	3	4.0	0	0	3	0	0	4	21	16.5
CS Northridge	11/17/11	*	26	5	10	.500	1	4	.250	1	1	1.000	0	2	2	3.3	2	0	5	0	0	4	12	15.0
Southern Utah	11/20/11	*	20	4	7	.571	1	2	.500	0	0	.000	0	2	2	3.0	0	0	3	1	0	6	9	13.5
at Eastern Wash.	11/22/11	*	34	8	12	.667	3	6	.500	2	4	.500	2	4	6	3.6	2	0	3	4	0	1	21	15.0
vs North Texas	12/2/11	*	34	2	11	.182	0	5	.000	4	8	.500	4	5	9	4.5	4	0	2	4	1	3	8	13.8
at Rice	12/3/11	*	24	4	8	.500	2	4	.500	4	4	1.000	0	2	2	4.1	0	0	2	1	1	1	14	13.9
at Pepperdine	12/10/11	*	28	2	5	.400	1	3	.333	3	4	.750	1	4	5	4.3	2	0	0	5	0	1	8	13.1
at CSU Bakersfield	12/13/11	*	29	5	10	.500	1	5	.200	0	0	.000	0	0	0	3.8	1	0	7	1	0	5	11	12.9
Corban	12/16/11	*	28	2	7	.286	0	4	.000	0	0	.000	1	3	4	3.8	1	0	5	0	0	2	4	12.0
Saint Mary's	12/19/11	*	35	4	10	.400	2	5	.400	4	6	.667	0	1	1	3.5	5	1	5	0	0	2	14	12.2
Washington	12/29/11	*	33	6	11	.545	2	7	.286	0	0	.000	1	3	4	3.6	1	0	2	1	0	1	14	12.3
Washington State	12/31/11	*	44	3	8	.375	1	3	.333	3	6	.500	0	7	7	3.8	1	0	1	1	1	1	10	12.2
at California	1/5/12	*	32	6	12	.500	2	3	.667	2	2	1.000	0	3	3	3.8	2	0	1	2	1	1	16	12.4
at Stanford	1/7/12	*	37	7	14	.500	2	5	.400	0	0	.000	2	4	6	3.9	2	0	2	5	0	2	16	12.7
Arizona State	1/12/12	*	34	3	8	.375	2	3	.667	0	0	.000	1	4	5	4.0	1	0	5	1	0	1	8	12.4
Arizona	1/14/12	*	31	2	5	.400	1	2	.500	2	2	1.000	2	6	8	4.2	0	0	2	3	2	2	7	12.1
at UCLA	1/19/12	*	33	6	20	.300	2	10	.200	2	2	1.000	1	1	2	4.1	2	0	1	1	1	4	16	12.3
at USC	1/21/12	*	42	6	11	.545	2	2	1.000	0	0	.000	1	6	7	4.3	1	0	2	0	0	1	14	12.4
Oregon	1/28/12	*	39	8	15	.533	5	12	.417	2	4	.500	0	1	1	4.1	4	0	3	2	0	3	23	12.9
Colorado	2/2/12	*	27	3	4	.750	0	0	.000	6	6	1.000	0	2	2	4.0	2	0	1	3	0	3	12	12.9
Utah	2/4/12	*	38	4	9	.444	1	1	1.000	0	0	.000	1	3	4	4.0	0	0	2	2	1	2	9	12.7
at Washington State	2/9/12	*	32	3	9	.333	1	6	.167	2	2	1.000	5	2	7	4.1	1	0	1	3	0	0	9	12.5
at Washington	2/11/12	*	38	4	6	.667	3	4	.750	1	2	.500	1	0	1	4.0	2	0	3	2	0	1	12	12.5
Stanford	2/16/12	*	29	2	9	.222	0	2	.000	0	0	.000	2	3	5	4.0	1	0	0	3	1	1	4	12.2
California	2/18/12	*	37	5	16	.313	3	9	.333	0	0	.000	1	6	7	4.2	4	0	2	4	0	1	13	12.2
at Oregon	2/25/12	*	35	3	12	.250	3	7	.429	0	0	.000	0	4	4	4.1	3	0	1	1	0	2	9	12.1
at Utah	3/1/12	*	41	5	11	.455	3	6	.500	0	0	.000	1	0	1	4.0	1	0	2	3	0	1	13	12.1
at Colorado	3/3/12	*	36	3	9	.333	2	4	.500	2	2	1.000	2	1	3	4.0	4	0	1	3	0	1	10	12.0
vs Washington State	3/7/12	*	36	7	21	.333	2	12	.167	3	3	1.000	2	2	4	4.0	1	0	0	3	0	1	19	12.3
UC Davis	3/15/12	*	33	0	5	.000	0	4	.000	3	4	.750	1	1	2	3.9	2	0	2	3	0	1	3	12.0
Saint Mary's	3/17/12	*	34	1	7	.143	1	4	.250	2	2	1.000	1	3	4	3.9	2	0	2	2	3	2	5	11.8
Washington	3/20/12	*	37	4	12	.333	1	6	.167	2	2	1.000	0	0	0	3.8	2	0	1	2	0	2	11	11.7
TOTALS		33	1091	139	334	.416	56	161	.348	53	69	.768	37	89	126	3.8	58	1	75	67	12	67	387	11.7

GAMES PLAYED: 33
 MINUTES/GAME: 33.1
 POINTS/GAME: 11.7
 FG PCT: 41.6
 3FG PCT: 34.8
 FT PCT: 76.8

REBOUNDS/GAME: 3.8
 ASSISTS/GAME: 2.3
 TURNOVERS/GAME: 2.0
 ASSIST/TURNOVER RATIO: 1.1
 STEALS/GAME: 2.0
 BLOCKS/GAME: 0.4

RUTH HAMBLIN



Class: Freshman
Hometown: Houston, British Columbia
High School: Houston Christian School
Height: 6-6
Experience: HS

Center | #44

HOUSTON CHRISTIAN SCHOOL: Lettered four years at center, starting three, under head coach Wendall Ewald ... Averaged 27 points, 13 rebounds and 11 blocks per game as a senior ... Led team to a combined 61-2 record during junior and senior seasons ... Won back-to-back British Columbia Senior Girls 'A' Basketball Championships ... Three-time Northwest Zone Most Valuable Player ... Twice named Provincial Most Valuable Player ... Member of the Canadian Junior National Team that finished fourth at the FIBA Americas U18 Championships in Guarabo, Puerto Rico in August 2012 ... Member of the Basketball BC U17 Elite Provincial Team in 2011, winning silver at the Canadian Juvenile National Championships ... Participated in the British Columbia High School All-Star game ... Tabbed team captain in 2011-12 ... Also earned four letters in volleyball ... Selected as valedictorian of graduating class.

PERSONAL: Born in Smithers, British Columbia ... Daughter of Lance and Shirley Hamblin ... Has two older siblings, Gavin and Vicki ... Father is a rental property manager and mother is an agrologist ... Majoring in pre-engineering ... Lists winning back-to-back provincial championships as her biggest athletic thrill to date ... Rides and shows horses ... Favorite athletes growing up were Canadian show jumping champion and Olympic silver medalist Ian Millar and six-time NBA champion Michael Jordan ... Chose Oregon State because "the amazing coaching staff and hometown feel of Corvallis were a perfect fit for me."

DEVEN HUNTER



Class: Freshman
Hometown: Keizer, Ore.
High School: McNary HS
Height: 6-3
Experience: HS

Forward | #32

M McNARY HIGH SCHOOL: A three-year starter and four-year letterwinner under head coach Molly Gehley ... Named to the Central Valley Conference All-League First Team three years in a row ... Unanimously selected as the conference's Player of the Year in 2012 ... Also named to the Statesman Journal First Team and was a Second Team All-State selection ... National Guard Player of the Year ... Owns the school record for points in a game ... A three-star signee, ranked as the No. 100 forward in the class of 2012 by ESPN HoopGurlz ... Tabbed as a two-year team captain ... Earned seven additional letters in volleyball (3), track (2) and softball (2).

PERSONAL: Born in Baltimore, Md. ... Daughter of Bert and Debbie Hunter ... Has one younger sibling, Sydney ... Favorite athlete growing up was Blake Griffin ... Played with fellow teammate Samantha Siegner on the Oregon Elite Basketball Club ... Chose Oregon State because of "the coaches and it's close to home."

SAGE INDENDI



Class: Senior
Hometown: Livingston, Mont.
High School: Park HS
Height: 5-9
Experience: 2L

Guard | #22

JUNIOR (2011-12): Started all 33 games at guard, averaging 32.4 minutes ... Ended the season third in career three-pointers made (121) ... Set a new career-high with eight rebounds against Cal State Northridge (11/17) ... Tied her career-high for assists with seven, adding a pair of steals against Corban (12/16) ... Tied her career-high with eight rebounds at California (1/5) ... Led the team with 17 points in the overtime victory at USC (1/21), hitting her 100th career three-pointer in the process ... Earned her seventh double-figure points game in a row, eighth in conference play, against Utah (2/4) with 13 points on 6-of-7 shooting for a career-best .857 percentage ... Played a career-high 43 minutes at Utah (3/1), scoring 11 points with a pair of assists and five rebounds ... Finished the season averaging 8.4 points per game with 35 three-pointers and adding 4.1 rebounds per game.

REDSHIRT SOPHOMORE (2010-11): Started all 30 games at guard, averaging 10.7 points per game ... Named All-Pac-10 Honorable Mention ... Shot 39.9 percent from the field, 41.0 percent from three-point range ... Amassed 76 assists and 57 steals ... Tallied six assists and seven rebounds in the win over Cal State Bakersfield (11/30) ... Had her first 20+ point game in her Pac-10 debut at Arizona State (12/31) ... Set a new career-high for assists with seven against Washington State (1/8), adding three steals and 14 points ... Scored a career-high 22 points at Washington State (2/3) on 7-of-11 shooting, draining a career-best six three-pointers ... Broke the school record for three-pointers made when she hit her 72nd against Arizona (3/3).

GEORGE FOX: Lettered one year at guard for coach Scott Rueck ... Named the D3Hoops.com DIII Rookie of the Year ... All-West Region Third Team ... All-Northwest Conference First Team ... Led team to Division III National Championship ... Named to the Final Four All-Tournament Team ... Averaged 12.8 points per game, 3.3 assists per game and shot 36 percent from long range, which ranks eighth all-time for career percentage ... Second in school history for most steals in a game (8) and finished third for most steals in a single season with 79 (2.47 spg) ... Ninth in career free-throw percentage, .750 (84-112).

PARK HIGH SCHOOL: Lettered four years at guard for coach Scott Nichols ... As a senior, team captain, first team All Central League A, conference MVP, All-State selection, two-time Clear Channel Radio Athlete of the Week, Billings Gazette Player of the Week, Hi-Line Invitational Tournament, Treasure State Classic All-Tournament Team, Montana/Wyoming All-Star Game choice ... As a junior, Clear Channel Radio Athlete of the Week, Divisional MVP, All-Conference honoree ... As a sophomore Divisional All-Tournament Team Second Select, All-Conference, Bozeman Chronicle Player of the Week ... As a freshman, All-Conference ... Four-time Academic All-State.

PERSONAL: Born in Livingston, Mont. ... Daughter of Daniel Indendi and Lynette Zwememan ... Has two siblings James and Jesse ... Majoring in general science ... Concert and prep band ... Chose Oregon State because "it seemed like a good fit and I had friends that were already attending encourage me to come."

CAREER HIGHS

Points: 22 at Washington State (2/3/11)
FG Made: 8 at Arizona State (12/31/10)
FG Attempted: 17, two times, last at Washington State (2/9/12)
3-PT Made: 6 at Washington State (2/3/11)
3-PT Attempted: 11 at Oregon (1/23/11)
FT Made: 4, two times, last at Washington State (2/9/12)
FT Attempted: 6 at Weber State (12/14/10)
Rebounds: 8, two times, last at California (1/5/12)
Assists: 7, three times, last vs. Corban (12/16/11)
Blocked Shots: 2, two times, last vs. Southern Utah (11/20/11)
Steals: 4, five times, last vs. Arizona State (1/12/12)
Minutes: 43 at Utah (3/1/12)

OVERALL CAREER STATISTICS

YEAR	GP	GS	MIN	AVG	TOTAL			3-PTS			REBOUNDS			PF	FO	AST	TO	BLK	STL	PTS	AVG				
					FG	FGA	PCT	FG	FGA	PCT	FT	FTA	PCT									OFF	DEF	TOT	AVG
2010-11	30	30	1029	34.3	113	283	.399	75	183	.410	20	30	.667	20	86	106	3.5	36	1	76	117	5	57	321	10.7
2011-12	33	33	1068	32.4	107	308	.347	46	162	.284	18	33	.545	16	105	121	3.7	49	1	84	89	8	44	278	8.4
TOTAL	63	63	2097	33.3	220	591	.372	121	345	.351	38	63	.603	36	191	227	3.6	85	2	160	206	13	101	599	9.5

PAC-12 CONFERENCE CAREER STATISTICS

YEAR	GP	GS	MIN	AVG	TOTAL			3-PTS			REBOUNDS			PF	FO	AST	TO	BLK	STL	PTS	AVG				
					FG	FGA	PCT	FG	FGA	PCT	FT	FTA	PCT									OFF	DEF	TOT	AVG
2010-11	18	18	637	35.4	74	180	.411	51	117	.436	9	10	.900	10	57	67	3.7	27	1	40	83	3	30	208	11.6
2011-12	18	18	616	34.2	73	190	.384	31	94	.330	12	18	.667	7	51	58	3.2	24	1	38	54	3	20	189	10.5
TOTAL	36	36	1253	34.8	147	370	.397	82	211	.389	21	28	.750	17	108	125	3.5	51	2	78	137	6	50	397	11.0

SAGE INDENDI 2011-12 GAME-BY-GAME STATISTICS

OPPONENT	DATE	GS	MIN	TOTAL			3-PTS			FT	FTA	PCT	REBOUNDS			AVG	PF	FO	A	TO	BLK	STL	PTS	AVG
				FG	FGA	PCT	3FG	FGA	PCT				OFF	DEF	TOT									
Western Oregon	11/11/11	*	26	0	4	.000	0	3	.000	0	0	.000	0	3	3	3.0	1	0	2	2	0	2	0.0	
Montana State	11/13/11	*	22	0	6	.000	0	6	.000	0	0	.000	0	4	4	3.5	0	0	5	0	0	2	0.0	
CS Northridge	11/17/11	*	30	1	3	.333	1	3	.333	1	2	.500	3	5	8	5.0	3	0	1	1	2	1	4.1	
Southern Utah	11/20/11	*	24	3	5	.600	0	1	.000	0	0	.000	0	1	1	4.0	0	0	4	2	2	2	2.5	
at Eastern Wash.	11/22/11	*	35	1	8	.125	1	2	.500	0	0	.000	0	5	5	4.2	1	0	7	2	0	3	2.6	
vs North Texas	12/2/11	*	35	2	11	.182	2	9	.222	0	0	.000	0	2	2	3.8	1	0	2	3	0	1	3.2	
at Rice	12/3/11	*	34	4	9	.444	1	4	.250	1	3	.333	1	4	5	4.0	4	0	1	4	0	0	4.1	
at Pepperdine	12/10/11	*	31	3	7	.429	2	5	.400	1	2	.500	1	5	6	4.3	0	0	2	3	1	0	4.8	
at CSU Bakersfield	12/13/11	*	30	4	7	.571	2	4	.500	0	0	.000	0	7	7	4.6	2	0	4	3	0	0	5.3	
Corban	12/16/11	*	22	1	7	.143	0	3	.000	0	0	.000	0	4	4	4.5	1	0	7	1	0	2	5.0	
Saint Mary's	12/19/11	*	29	2	6	.333	1	4	.250	0	2	.000	1	3	4	4.5	3	0	3	4	0	2	5.0	
Washington	12/29/11	*	35	4	11	.364	3	8	.375	2	2	1.000	0	5	5	4.5	0	0	2	3	0	1	5.7	
Washington State	12/31/11	*	31	2	10	.200	1	7	.143	2	2	1.000	0	0	0	4.2	1	0	2	3	0	0	5.8	
at California	1/5/12	*	36	3	12	.250	2	8	.250	1	2	.500	2	6	8	4.4	0	0	0	7	1	1	6.0	
at Stanford	1/7/12	*	32	3	8	.375	2	3	.667	0	0	.000	0	2	2	4.3	0	0	1	0	0	0	6.1	
Arizona State	1/12/12	*	32	4	9	.444	3	5	.600	0	0	.000	0	5	5	4.3	1	0	1	5	0	4	6.4	
Arizona	1/14/12	*	30	5	9	.556	0	3	.000	0	0	.000	0	2	2	4.2	0	0	1	4	1	2	6.6	
at UCLA	1/19/12	*	37	5	10	.500	3	6	.500	0	0	.000	0	3	3	4.1	3	0	4	0	0	0	7.0	
at USC	1/21/12	*	39	7	16	.438	3	7	.429	0	2	.000	1	2	3	4.1	1	0	3	3	0	3	7.5	
Oregon	1/28/12	*	38	6	14	.429	2	8	.250	0	2	.000	1	5	6	4.2	2	0	6	2	1	0	7.9	
Colorado	2/2/12	*	30	3	7	.429	2	2	1.000	2	2	1.000	1	0	1	4.0	1	0	2	2	0	3	8.0	
Utah	2/4/12	*	37	6	7	.857	1	1	1.000	0	0	.000	0	3	3	4.0	0	0	2	2	0	1	8.2	
at Washington State	2/9/12	*	37	3	17	.176	0	8	.000	4	4	1.000	0	3	3	3.9	2	0	1	2	0	1	8.3	
at Washington	2/11/12	*	32	4	7	.571	0	2	.000	1	2	.500	0	2	2	3.8	1	0	1	5	0	0	8.3	
Stanford	2/16/12	*	23	1	6	.167	0	1	.000	0	0	.000	1	2	3	3.8	0	0	1	2	0	1	8.0	
California	2/18/12	*	34	6	11	.545	4	6	.667	0	0	.000	1	0	1	3.7	5	1	4	4	0	3	8.3	
at Oregon	2/25/12	*	35	2	9	.222	0	4	.000	0	0	.000	0	4	4	3.7	2	0	4	4	0	0	8.2	
at Utah	3/1/12	*	43	5	12	.417	1	6	.167	0	0	.000	0	5	5	3.8	1	0	2	4	0	0	8.3	
at Colorado	3/3/12	*	35	4	15	.267	4	9	.444	0	0	.000	0	2	2	3.7	4	0	1	2	0	0	8.4	
vs Washington State	3/7/12	*	35	2	9	.222	0	5	.000	0	1	.000	0	4	4	3.7	4	0	0	3	0	2	8.3	
UC Davis	3/15/12	*	33	5	8	.625	3	4	.750	0	0	.000	2	2	4	3.7	0	0	3	3	0	2	8.4	
Saint Mary's	3/17/12	*	31	3	14	.214	0	5	.000	1	3	.333	0	4	4	3.7	2	0	3	2	0	2	8.4	
Washington	3/20/12	*	35	3	14	.214	2	10	.200	2	2	1.000	1	1	2	3.7	3	0	2	2	0	3	8.4	
TOTALS		33	1068	107	308	.347	46	162	.284	18	33	.545	16	105	121	3.7	49	1	84	89	8	44	278	8.4

GAMES PLAYED: 33

MINUTES/GAME: 32.4

POINTS/GAME: 8.4

FG PCT: 34.7

3FG PCT: 28.4

FT PCT: 54.5

REBOUNDS/GAME: 3.7

ASSISTS/GAME: 2.5

TURNOVERS/GAME: 2.7

ASSIST/TURNOVER RATIO: 0.9

STEALS/GAME: 1.3

BLOCKS/GAME: 0.2

SAGE INDENDI 2010-11 GAME-BY-GAME STATISTICS

OPPONENT	DATE	GS	MIN	TOTAL			3-PTS			FT	FTA	PCT	REBOUNDS				PF	FO	A	TO	BLK	STL	PTS	AVG
				FG	FGA	PCT	3FG	FGA	PCT				OFF	DEF	TOT	AVG								
Long Beach State	11/13/10	*	25	3	12	.250	2	7	.286	0	2	.000	0	0	0	0.0	0	0	5	1	0	4	8	8.0
vs Eastern Mich.	11/19/10	*	28	5	7	.714	4	6	.667	0	2	.000	3	1	4	2.0	1	0	1	2	0	1	14	11.0
vs CS Northridge	11/20/10	*	32	2	5	.400	1	4	.250	0	0	.000	0	0	0	1.3	0	0	3	1	0	4	5	9.0
at Hawai'i	11/21/10	*	32	4	13	.308	3	9	.333	0	0	.000	1	4	5	2.3	0	0	1	4	0	3	11	9.5
at UNLV	11/26/10	*	24	1	5	.200	0	3	.000	2	2	1.000	0	2	2	2.2	0	0	0	4	1	0	4	8.4
vs Rutgers	11/27/10	*	34	4	13	.308	3	7	.429	0	0	.000	2	4	6	2.8	1	0	5	4	0	1	11	8.8
CSU Bakersfield	11/30/10	*	38	3	7	.429	1	4	.250	1	2	.500	0	7	7	3.4	2	0	6	2	0	2	8	8.7
Pepperdine	12/3/10	*	37	3	9	.333	2	5	.400	0	0	.000	2	4	6	3.8	4	0	4	3	0	3	8	8.6
at Weber State	12/14/10	*	33	4	6	.667	3	5	.600	4	6	.667	1	4	5	3.9	0	0	3	3	0	4	15	9.3
at Southern Utah	12/17/10	*	33	1	5	.200	1	4	.250	0	0	.000	0	0	0	3.5	0	0	3	1	0	2	3	8.7
Eastern Wash.	12/21/10	*	38	5	10	.500	3	7	.429	3	4	.750	1	3	4	3.5	0	0	2	6	1	2	16	9.4
at Arizona State	12/31/10	*	37	8	10	.800	4	4	1.000	0	0	.000	0	5	5	3.7	1	0	0	5	1	3	20	10.3
at Arizona	1/2/11	*	36	6	11	.545	5	8	.625	0	0	.000	1	4	5	3.8	1	0	2	5	0	1	17	10.8
Washington	1/6/11	*	33	2	10	.200	1	6	.167	0	0	.000	0	2	2	3.6	1	0	2	2	0	1	5	10.4
Washington State	1/8/11	*	37	5	11	.455	4	9	.444	0	0	.000	0	3	3	3.6	1	0	7	5	1	3	14	10.6
at UCLA	1/13/11	*	36	4	8	.500	3	6	.500	2	2	1.000	0	2	2	3.5	1	0	2	8	0	3	13	10.8
at USC	1/15/11	*	38	4	11	.364	1	4	.250	0	0	.000	1	4	5	3.6	1	0	3	3	0	1	9	10.6
at Oregon	1/23/11	*	39	5	17	.294	3	11	.273	1	2	.500	0	2	2	3.5	5	1	2	7	0	1	14	10.8
California	1/27/11	*	22	1	3	.333	1	3	.333	0	0	.000	1	1	2	3.4	1	0	1	4	0	2	3	10.4
Stanford	1/29/11	*	37	2	14	.143	2	8	.250	0	0	.000	2	2	4	3.5	0	0	3	4	0	4	6	10.2
at Washington State	2/3/11	*	38	7	11	.636	6	8	.750	2	2	1.000	0	5	5	3.5	0	0	3	4	0	0	22	10.8
at Washington	2/5/11	*	34	6	13	.462	5	7	.714	0	0	.000	0	2	2	3.5	2	0	0	4	0	0	17	11.0
USC	2/10/11	*	39	3	10	.300	2	6	.333	0	0	.000	0	2	2	3.4	1	0	4	3	0	1	8	10.9
UCLA	2/12/11	*	35	1	6	.167	1	6	.167	0	0	.000	0	4	4	3.4	2	0	5	9	0	3	3	10.6
Oregon	2/19/11	*	35	2	4	.500	1	3	.333	0	0	.000	0	4	4	3.4	1	0	0	4	0	1	5	10.4
at Stanford	2/24/11	*	38	4	11	.364	2	7	.286	2	2	1.000	1	5	6	3.5	0	0	2	5	0	1	12	10.4
at California	2/26/11	*	35	5	11	.455	5	9	.556	0	0	.000	2	5	7	3.7	4	0	4	4	1	0	15	10.6
Arizona	3/3/11	*	31	5	10	.500	3	6	.500	0	0	.000	1	1	2	3.6	3	0	0	5	0	3	13	10.7
Arizona State	3/5/11	*	37	4	9	.444	2	6	.333	2	2	1.000	1	4	5	3.7	2	0	0	2	0	2	12	10.7
vs Arizona State	3/9/11	*	38	4	11	.364	1	5	.200	1	2	.500	0	0	0	3.5	1	0	3	3	0	1	10	10.7
TOTALS			30	1029	113	.399	75	183	.410	20	30	.667	20	86	106	3.5	36	1	76	117	5	57	321	10.7

GAMES PLAYED: 30
 MINUTES/GAME: 34.3
 POINTS/GAME: 10.7
 FG PCT: 39.9
 3FG PCT: 41.0
 FT PCT: 66.7

REBOUNDS/GAME: 3.5
 ASSISTS/GAME: 2.5
 TURNOVERS/GAME: 3.9
 ASSIST/TURNOVER RATIO: 0.6
 STEALS/GAME: 1.9
 BLOCKS/GAME: 0.2


OVERALL CAREER STATISTICS

YEAR	GS	MIN	FG	FGA	PCT	3FG	FGA	PCT	FT	FTA	PCT	OFF	DEF	TOT	AVG	PF	FO	A	TO	BLK	STL	PTS	AVG
2010-11	30	1029	113	283	.399	75	183	.410	20	30	.667	20	86	106	3.5	36	1	76	117	5	57	321	10.7

2010-11 CONFERENCE CAREER STATISTICS

YEAR	GS	MIN	FG	FGA	PCT	3FG	FGA	PCT	FT	FTA	PCT	OFF	DEF	TOT	AVG	PF	FO	A	TO	BLK	STL	PTS	AVG
2010-11	30	1029	113	283	.399	75	183	.410	20	30	.667	20	86	106	3.5	36	1	76	117	5	57	321	10.7

ALYSSA MARTIN



Class: Junior
Hometown: Portland, Ore.
High School: Jesuit HS
Height: 6-0
Experience: 2L

Guard | #24

SOPHOMORE (2011-12): Started all 33 games at guard, averaging 31.2 minutes ... Named Pac-12 All-Academic Honorable Mention ... Finished the season seventh all-time in OSU history with 95 three-pointers made ... Set a career high with 16 points against Montana State (11/13) to go along with a career-high tying five assists and three steals ... Hit pair of clutch free throws to seal the team's overtime win at USC (1/21) with eight total points and four rebounds and two assists ... Reached double-figures on the season for blocked shots against Colorado (2/2), adding four assists and two steals with six rebounds and five points ... Pulled down a career-high nine rebounds against Utah (2/4) and backed that up with nine more at Washington State (2/9) ... Led the team with 11 points against No. 3 Stanford (2/16) ... Tied her career-high for steals against Saint Mary's (3/17) in the second round of the WNIT with three, scoring 12 points and adding five rebounds and one assist ... Finished the season averaging 8.0 points and 4.1 rebounds per game.

FRESHMAN (2010-11): Started all 30 games, averaging a conference-high 38.1 minutes per game and playing 14 complete games ... Led the team in scoring with 12.4 points per game, shooting 34.3 percent and adding 3.1 rebounds per game ... Named to the Pac-10 All-Freshman Team and Pac-10 Media All-Freshman Team ... Led the team in free throw percentage (77.3) and second in blocked shots (22) ... Began her career playing 36 minutes against Long Beach State (11/13), scoring a team-high 24 points (9-12) hitting 5-of-7 from long range ... Tallied her second 20+ point game with 23 at UNLV (11/26) to go along with a team-high three blocks and four steals ... Earned her seventh double-digit points game at Weber State (12/14) with 12, extending her free-throw streak to 17 straight ... Scored the team's final nine points in the Pac-10 opener at Arizona State (12/31) totaling 16 total points ... Racked up 21 points in her first Civil War game at Oregon (1/23), her fourth 20+ point game of the season ... Scored 18 points against USC (2/10) with a career-best six three-pointers ... Finished the season with her 20th double-digit points games against Arizona State (3/9) at the Pac-10 Tournament.

JESUIT HIGH SCHOOL: Lettered two years at guard for coach Kathy Adelman-Naro after playing her first two seasons at Sunset High School ... Led team to the playoffs all four years finishing runner-up as a senior after third and fifth place finishes the two previous years ... As a senior led the team in points (16.6), assists (4.3) and steals (1.9), McDonalds High School All-American nominee, Oregon vs. Washington game selection ... Three-time All-Metro League honoree with back-to-back first team selections as a junior and senior ... Two-time All-State, earning second team accolades as a senior ... Two-time End of the Oregon Trail Tournament MVP ... As a sophomore, Northern California Elite Showcase MVP and second team All-State Tournament.

PERSONAL: Born in Orange County, Calif. ... Daughter of Earl and Tricia Martin ... Has two younger siblings, Drew and Cassidy ... Father, Earl, played basketball at Oregon State from 1986-90 ... Mother, Tricia, and grandmother, Irma Sargent, also attended Oregon State ... Majoring in biology ... Former prep teammates include Carly Wellington (Brown) and Sarah Griffin (Portland) ... Chose Oregon State because "I have family in the area and I've always loved it."

CAREER HIGHS

Points: 24 vs. Long Beach State (11/13/10)
FG Made: 9 vs. Long Beach State (11/13/10)
FG Attempted: 20 at UNLV (11/26/10)
3-PT Made: 6 vs. USC (2/10/11)
3-PT Attempted: 13 vs. USC (2/10/11)
FT Made: 8 vs. Cal State Bakersfield (11/30/10)
FT Attempted: 8, two times, last vs. Arizona State (3/5/11)
Rebounds: 9, two times, last at Washington State (2/9/12)
Assists: 5, three times, last vs. Oregon (1/28/12)
Blocked Shots: 3, three times, last vs. St. Mary's (12/19/11)
Steals: 4, three times, last vs. Arizona State (3/9/11)
Minutes: 44 vs. Washington State (12/31/11)

OVERALL CAREER STATISTICS

YEAR	GP	GS	MIN	AVG	TOTAL			3-PTS			FT			REBOUNDS				PF	FO	AST	TO	BLK	STL	PTS	AVG
					FG	FGA	PCT	FG	FGA	PCT	FT	FTA	PCT	OFF	DEF	TOT	AVG								
2010-11	30	30	1144	38.1	127	370	.343	60	176	.341	58	75	.773	5	88	93	3.1	41	0	52	73	22	42	372	12.4
2011-12	33	33	1030	31.2	97	283	.343	35	131	.267	34	46	.739	8	126	134	4.1	25	0	66	57	12	38	263	8.0
TOTAL	63	63	2174	34.5	224	653	.343	95	307	.309	92	121	.760	13	214	227	3.6	66	0	118	130	34	80	635	10.1

PAC-12 CONFERENCE CAREER STATISTICS

YEAR	GP	GS	MIN	AVG	TOTAL			3-PTS			FT			REBOUNDS				PF	FO	AST	TO	BLK	STL	PTS	AVG
					FG	FGA	PCT	FG	FGA	PCT	FT	FTA	PCT	OFF	DEF	TOT	AVG								
2010-11	18	18	686	38.1	65	204	.319	32	101	.317	29	40	.725	3	52	55	3.1	24	0	29	51	8	26	191	10.6
2011-12	18	18	604	33.6	52	150	.347	23	73	.315	23	33	.697	5	70	75	4.2	15	0	39	39	5	17	150	8.3
TOTAL	36	36	1290	35.8	117	354	.331	55	174	.316	52	73	.712	8	122	130	3.6	39	0	68	90	13	43	341	9.5

ALYSSA MARTIN 2011-12 GAME-BY-GAME STATISTICS

OPPONENT	DATE	GS	MIN	TOTAL			3-PTS			FT	FTA	PCT	REBOUNDS			PF	FO	A	TO	BLK	STL	PTS	AVG		
				FG	FGA	PCT	3FG	FGA	PCT				OFF	DEF	TOT									AVG	
Western Oregon	11/11/11	*	22	3	10	.300	0	2	.000	1	2	.500	0	3	3	3.0	2	0	1	1	0	3	7	7.0	
Montana State	11/13/11	*	32	8	13	.615	0	4	.000	0	0	.000	0	6	6	4.5	1	0	5	0	0	3	16	11.5	
CS Northridge	11/17/11	*	33	5	15	.333	2	7	.286	1	2	.500	0	6	6	5.0	0	0	3	5	0	2	13	12.0	
Southern Utah	11/20/11	*	18	4	10	.400	1	3	.333	1	1	1.000	0	2	2	4.3	1	0	1	0	1	3	10	11.5	
at Eastern Wash.	11/22/11	*	31	2	5	.400	2	2	1.000	0	0	.000	0	5	5	4.4	1	0	0	3	0	1	6	10.4	
vs North Texas	12/2/11	*	35	3	10	.300	0	6	.000	0	0	.000	1	2	3	4.2	1	0	0	0	1	0	6	9.7	
at Rice	12/3/11	*	28	1	5	.200	0	1	.000	0	0	.000	1	4	5	4.3	1	0	3	0	0	3	2	8.6	
at Pepperdine	12/10/11	*	28	1	7	.143	0	1	.000	4	4	1.000	0	4	4	4.3	0	0	2	1	0	0	6	8.3	
at CSU Bakersfield	12/13/11	*	29	6	14	.429	3	9	.333	0	0	.000	0	5	5	4.3	0	0	2	1	1	1	15	9.0	
Corban	12/16/11	*	21	4	8	.500	1	3	.333	0	0	.000	0	3	3	4.2	0	0	2	1	0	0	9	9.0	
Saint Mary's	12/19/11	*	35	4	11	.364	1	6	.167	0	0	.000	0	1	1	3.9	2	0	4	1	3	2	9	9.0	
Washington	12/29/11	*	30	3	12	.250	2	6	.333	0	0	.000	0	3	3	3.8	0	0	4	3	0	1	8	8.9	
Washington State	12/31/11	*	44	3	9	.333	3	6	.500	0	0	.000	0	4	4	3.8	0	0	0	3	1	2	9	8.9	
at California	1/5/12	*	23	2	2	1.000	0	0	.000	0	0	.000	0	0	0	3.6	1	0	0	3	1	0	4	8.6	
at Stanford	1/7/12	*	39	4	8	.500	1	2	.500	3	5	.600	0	4	4	3.6	1	0	3	1	0	1	12	8.8	
Arizona State	1/12/12	*	27	3	7	.429	1	3	.333	0	0	.000	1	0	1	3.4	1	0	2	0	0	0	7	8.7	
Arizona	1/14/12	*	37	7	13	.538	0	3	.000	1	2	.500	0	1	1	3.3	2	0	2	0	1	0	15	9.1	
at UCLA	1/19/12	*	26	1	6	.167	0	3	.000	0	0	.000	1	1	2	3.2	1	0	1	2	0	1	2	8.7	
at USC	1/21/12	*	36	2	8	.250	1	3	.333	3	4	.750	0	4	4	3.3	1	0	2	3	0	1	8	8.6	
Oregon	1/28/12	*	34	3	11	.273	3	11	.273	2	2	1.000	0	1	1	3.2	1	0	5	4	0	1	11	8.8	
Colorado	2/2/12	*	33	2	8	.250	1	2	.500	0	0	.000	0	6	6	3.3	1	0	4	3	1	2	5	8.6	
UTAH	2/4/12	*	35	2	12	.167	0	2	.000	4	4	1.000	0	9	9	3.5	1	0	3	0	0	0	8	8.5	
at Washington State	2/9/12	*	31	0	5	.000	0	3	.000	1	2	.500	1	8	9	3.8	0	0	2	1	0	2	1	8.2	
at Washington	2/11/12	*	35	4	6	.667	2	3	.667	3	6	.500	0	6	6	3.9	0	0	2	3	1	0	13	8.4	
Stanford	2/16/12	*	30	5	16	.313	1	7	.143	0	0	.000	0	4	4	3.9	1	0	1	3	0	1	11	8.5	
California	2/18/12	*	33	3	6	.500	1	1	1.000	1	2	.500	0	1	1	3.8	1	0	2	3	0	1	8	8.5	
at Oregon	2/25/12	*	40	3	11	.273	3	11	.273	4	4	1.000	1	7	8	3.9	2	0	3	3	0	0	13	8.7	
at Utah	3/1/12	*	32	3	6	.500	3	5	.600	0	0	.000	1	5	6	4.0	0	0	2	1	0	1	9	8.7	
at Colorado	3/3/12	*	39	2	4	.500	1	2	.500	1	2	.500	0	6	6	4.1	1	0	1	3	0	3	6	8.6	
vs Washington State	3/7/12	*	21	0	3	.000	0	1	.000	2	2	1.000	1	5	6	4.1	0	0	1	0	0	0	2	8.4	
UC Davis	3/15/12	*	25	0	3	.000	0	2	.000	0	0	.000	0	3	3	4.1	0	0	1	3	0	0	0	8.1	
Saint Mary's	3/17/12	*	36	4	14	.286	2	7	.286	2	2	1.000	0	5	5	4.1	1	0	1	1	0	3	12	8.2	
Washington	3/20/12	*	32	0	5	.000	0	4	.000	0	0	.000	0	2	2	4.1	0	0	1	1	1	0	0	8.0	
TOTALS			33	1030	97	.283	.343	35	131	.267	34	46	.739	8	126	134	4.1	25	0	66	57	12	38	263	8.0

GAMES PLAYED: 33
 MINUTES/GAME: 31.2
 POINTS/GAME: 8.0
 FG PCT: 34.3
 3FG PCT: 26.7
 FT PCT: 73.9

REBOUNDS/GAME: 4.1
 ASSISTS/GAME: 2.0
 TURNOVERS/GAME: 1.7
 ASSIST/TURNOVER RATIO: 1.2
 STEALS/GAME: 1.2
 BLOCKS/GAME: 0.4


ALYSSA MARTIN 2010-11 GAME-BY-GAME STATISTICS

OPPONENT	DATE	GS	MIN	TOTAL			3-PTS			REBOUNDS			PF	FO	A	TO	BLK	STL	PTS	AVG				
				FG	FGA	PCT	3FG	FGA	PCT	FT	FTA	PCT									OFF	DEF	TOT	AVG
Long Beach State	11/13/10	*	36	9	12	.750	5	7	.714	1	2	.500	0	3	3	3.0	1	0	3	2	1	1	24	24.0
vs Eastern Mich.	11/19/10	*	40	4	17	.235	2	7	.286	2	4	.500	0	2	2	2.5	2	0	2	1	2	1	12	18.0
vs CS Northridge	11/20/10	*	32	4	10	.400	1	6	.167	0	0	.000	0	1	1	2.0	0	0	1	1	0	2	9	15.0
at Hawai'i	11/21/10	*	40	2	11	.182	1	4	.250	3	5	.600	1	2	3	2.3	3	0	2	0	0	0	8	13.3
at UNLV	11/26/10	*	40	8	20	.400	4	11	.364	3	4	.750	1	3	4	2.6	1	0	1	1	3	4	23	15.2
vs Rutgers	11/27/10	*	40	4	15	.267	3	8	.375	2	2	1.000	0	3	3	2.7	2	0	3	4	1	1	13	14.8
CSU Bakersfield	11/30/10	*	39	6	16	.375	1	7	.143	8	8	1.000	0	5	5	3.0	2	0	2	3	3	0	21	15.7
Pepperdine	12/3/10	*	40	6	19	.316	4	9	.444	2	2	1.000	0	5	5	3.3	1	0	2	3	1	0	18	16.0
at Weber State	12/14/10	*	35	4	11	.364	0	3	.000	4	4	1.000	0	2	2	3.1	2	0	1	1	0	0	12	15.6
at Southern Utah	12/17/10	*	39	6	12	.500	3	5	.600	2	2	1.000	0	4	4	3.2	2	0	3	2	1	2	17	15.7
Eastern Wash.	12/21/10	*	37	4	13	.308	4	6	.667	2	2	1.000	0	1	1	3.0	1	0	0	4	2	1	14	15.5
at Arizona State	12/31/10	*	40	7	16	.438	2	7	.286	0	0	.000	0	2	2	2.9	1	0	2	2	0	1	16	15.6
at Arizona	1/2/11	*	37	4	8	.500	3	6	.500	3	5	.600	0	5	5	3.1	1	0	3	4	1	0	14	15.5
Washington	1/6/11	*	40	8	13	.615	3	5	.600	0	1	.000	1	1	2	3.0	1	0	3	7	1	4	19	15.7
Washington State	1/8/11	*	40	2	17	.118	2	12	.167	2	4	.500	0	8	8	3.3	3	0	1	4	0	1	8	15.2
at UCLA	1/13/11	*	36	4	7	.571	2	2	1.000	0	0	.000	0	2	2	3.3	2	0	1	4	0	3	10	14.9
at USC	1/15/11	*	40	4	16	.250	2	9	.222	0	2	.000	1	3	4	3.3	1	0	1	1	0	2	10	14.6
at Oregon	1/23/11	*	40	7	13	.538	2	4	.500	5	6	.833	0	2	2	3.2	1	0	2	3	0	0	21	14.9
California	1/27/11	*	40	3	10	.300	2	4	.500	2	2	1.000	0	3	3	3.2	1	0	2	3	0	2	10	14.7
Stanford	1/29/11	*	38	3	14	.214	1	6	.167	0	0	.000	0	1	1	3.1	1	0	5	3	1	0	7	14.3
at Washington State	2/3/11	*	37	4	10	.400	3	4	.750	2	2	1.000	0	3	3	3.1	1	0	0	1	0	0	13	14.2
at Washington	2/5/11	*	38	2	8	.250	0	1	.000	5	6	.833	0	2	2	3.0	2	0	0	4	0	2	9	14.0
USC	2/10/11	*	40	6	17	.353	6	13	.462	0	0	.000	0	1	1	3.0	0	0	2	1	1	3	18	14.2
UCLA	2/12/11	*	37	2	10	.200	1	6	.167	0	0	.000	1	1	2	2.9	0	0	1	2	1	1	5	13.8
Oregon	2/19/11	*	40	2	13	.154	0	6	.000	0	0	.000	0	5	5	3.0	0	0	1	5	1	1	4	13.4
at Stanford	2/24/11	*	32	2	12	.167	1	6	.167	0	0	.000	0	3	3	3.0	3	0	1	1	0	0	5	13.1
at California	2/26/11	*	37	1	7	.143	1	5	.200	2	2	1.000	0	3	3	3.0	2	0	1	2	1	0	5	12.8
Arizona	3/3/11	*	37	1	8	.125	0	2	.000	2	2	1.000	0	3	3	3.0	4	0	1	2	0	3	4	12.5
Arizona State	3/5/11	*	37	3	5	.600	1	3	.333	6	8	.750	0	4	4	3.0	0	0	2	2	1	3	13	12.5
vs Arizona State	3/9/11	*	40	5	10	.500	0	2	.000	0	0	.000	0	5	5	3.1	0	0	3	0	0	4	10	12.4
TOTALS			30	1144	127	.343	60	176	.341	58	75	.773	5	88	93	3.1	41	0	52	73	22	42	372	12.4

GAMES PLAYED: 30
 MINUTES/GAME: 38.1
 POINTS/GAME: 12.4
 FG PCT: 34.3
 3FG PCT: 34.1
 FT PCT: 77.3

REBOUNDS/GAME: 3.1
 ASSISTS/GAME: 1.7
 TURNOVERS/GAME: 2.4
 ASSIST/TURNOVER RATIO: 0.7
 STEALS/GAME: 1.4
 BLOCKS/GAME: 0.7

THAIS PINTO



Class: Senior
Hometown: Belo Horizonte, Brazil
High School: Colegio Magnum Agostiniano
Height: 6-7
Experience: 1L

Center | #4

JUNIOR (2011-12): Played in all 33 games, averaging 14.2 minutes ... Named the netscoutsbasketball.com Pac-12 International Player of the Year ... Shot .800 (4-of-5) in her debut with three rebounds and two steals against Western Oregon (11/11) ... Blocked a pair of shots against Montana State (11/13), scoring four points with a pair of rebounds ... Pulled down a game-high tying nine rebounds against Cal State Northridge (11/17) with five points and a career-best tying two blocks ... Scored 11 points on 4-of-6 shooting against Southern Utah (11/20) ... Shot 5-of-6 for 13 points at Eastern Washington (11/22) ... Scored a career-high 16 points on 8-of-11 shooting with eight rebounds and a career-high tying two blocks at CSU Bakersfield (12/13) ... Nearly tallied a double-double with 10 points and nine rebounds against Corban (12/16), adding a pair of steals ... Scored seven points and pulled down seven rebounds with a pair of blocked shots against Colorado (2/2) ... Contributed nine points off the bench against No. 3 Stanford (2/16), including two three-point play opportunities ... Shot a perfect 3-for-3 against California (2/18) with seven points ... Scored seven points in eight minutes played with six rebounds at Oregon (2/25) ... Played a career-high 23 minutes in WNIT Second Round victory over Saint Mary's (3/17) with six points, seven rebounds, one assist and one steal ... Finished the season averaging 5.7 points per game with a team-high 64.1 shooting percentage, adding 4.3 rebounds per game and 21 blocked shots.

WESTERN NEBRASKA COMMUNITY COLLEGE: Led the country in field goal percentage, converting 68 percent of her attempts (100-148) ... Averaged 11.0 points, 5.9 rebounds and 1.2 blocked shots per game.

COLEGIO MAGNUM AGOSTINIANO: Played basketball at center for head coach Vinicius Campos ... Member of the Brazilian National Team in 2006, leading her team to a South American championship.

PERSONAL: Born in Belo Horizonte, Brazil ... Daughter of Carlos and Wilma Pinto ... Has one sibling, Diógenes ... Majoring in business ... Chose Oregon State because "I feel very comfortable with the school's environment and I felt very welcomed when I visited."

CAREER HIGHS

Points: 16 at CSU Bakersfield (12/13/11)
FG Made: 8 at CSU Bakersfield (12/13/11)
FG Attempted: 11 at CSU Bakersfield (12/13/11)
3-PT Made: 0
3-PT Attempted: 0
FT Made: 3, two times, last at Eastern Washington (11/22/11)
FT Attempted: 6 vs. Southern Utah (11/20/11)
Rebounds: 9, two times, last vs. Corban (12/16/11)
Assists: 1, five times, last vs. St. Mary's (3/17/12)
Blocked Shots: 2, six times, last vs. Colorado (2/2/12)
Steals: 2, two times, last vs. Corban (12/16/11)
Minutes: 23 vs. St. Mary's (3/17/12)

OVERALL CAREER STATISTICS

YEAR	GP	GS	MIN	AVG	TOTAL			3-PTS			REBOUNDS				PF	FO	AST	TO	BLK	STL	PTS	AVG			
					FG	FGA	PCT	FG	FGA	PCT	FT	FTA	PCT	OFF									DEF	TOT	AVG
2011-12	33	0	468	14.2	84	131	.641	0	0	.000	20	44	.455	61	81	142	4.3	49	1	5	23	21	11	188	5.7
TOTAL	33	0	468	14.2	84	131	.641	0	0	.000	20	44	.455	61	81	142	4.3	49	1	5	23	21	11	188	5.7

PAC-12 CONFERENCE CAREER STATISTICS

YEAR	GP	GS	MIN	AVG	TOTAL			3-PTS			REBOUNDS				PF	FO	AST	TO	BLK	STL	PTS	AVG			
					FG	FGA	PCT	FG	FGA	PCT	FT	FTA	PCT	OFF									DEF	TOT	AVG
2011-12	18	0	222	12.3	33	52	.635	0	0	.000	10	23	.435	23	35	58	3.2	21	1	3	12	8	1	76	4.2
TOTAL	18	0	222	12.3	33	52	.635	0	0	.000	10	23	.435	23	35	58	3.2	21	1	3	12	8	1	76	4.2

THAIS PINTO 2011-12 GAME-BY-GAME STATISTICS

OPPONENT	DATE	GS	MIN	TOTAL			3-PTS			FT	FTA	PCT	REBOUNDS			PF	FO	A	TO	BLK	STL	PTS	AVG	
				FG	FGA	PCT	3FG	FGA	PCT				OFF	DEF	TOT									AVG
Western Oregon	11/11/11		13	4	5	.800	0	0	.000	1	2	.500	1	2	3	3.0	2	0	0	1	1	2	9	9.0
Montana State	11/13/11		19	2	4	.500	0	0	.000	0	0	.000	0	2	2	2.5	3	0	0	1	2	1	4	6.5
CS Northridge	11/17/11		15	2	5	.400	0	0	.000	1	4	.250	4	5	9	4.7	2	0	0	1	2	0	5	6.0
Southern Utah	11/20/11		15	4	6	.667	0	0	.000	3	6	.500	0	3	3	4.3	2	0	0	0	1	1	11	7.3
at Eastern Wash.	11/22/11		21	5	6	.833	0	0	.000	3	5	.600	3	4	7	4.8	3	0	0	1	1	0	13	8.4
vs North Texas	12/2/11		21	3	3	1.000	0	0	.000	0	0	.000	3	5	8	5.3	4	0	0	2	1	0	6	8.0
at Rice	12/3/11		18	3	5	.600	0	0	.000	0	0	.000	1	5	6	5.4	3	0	0	0	0	0	6	7.7
at Pepperdine	12/10/11		7	2	4	.500	0	0	.000	0	0	.000	1	0	1	4.9	2	0	0	0	0	0	4	7.3
at CSU Bakersfield	12/13/11		17	8	11	.727	0	0	.000	0	0	.000	4	4	8	5.2	1	0	1	0	2	1	16	8.2
Corban	12/16/11		20	5	9	.556	0	0	.000	0	0	.000	5	4	9	5.6	0	0	0	1	0	2	10	8.4
Saint Mary's	12/19/11		12	2	5	.400	0	0	.000	0	0	.000	3	3	6	5.6	0	0	0	0	2	1	4	8.0
Washington	12/29/11		13	2	4	.500	0	0	.000	0	0	.000	3	1	4	5.5	1	0	0	2	2	0	4	7.7
Washington State	12/31/11		10	2	2	1.000	0	0	.000	1	2	.500	1	1	2	5.2	0	0	0	1	0	0	5	7.5
at California	1/5/12		18	1	4	.250	0	0	.000	1	2	.500	2	1	3	5.1	5	1	0	0	0	0	3	7.1
at Stanford	1/7/12		17	2	2	1.000	0	0	.000	0	1	.000	1	2	3	4.9	2	0	0	1	0	0	4	6.9
Arizona State	1/12/12		4	0	1	.000	0	0	.000	0	0	.000	1	0	1	4.7	0	0	0	1	0	0	0	6.5
Arizona	1/14/12		7	1	1	1.000	0	0	.000	0	0	.000	0	1	1	4.5	0	0	1	1	1	0	2	6.2
at UCLA	1/19/12		12	2	3	.667	0	0	.000	0	0	.000	0	1	1	4.3	1	0	0	0	0	0	4	6.1
at USC	1/21/12		16	0	1	.000	0	0	.000	2	4	.500	0	5	5	4.3	1	0	0	1	0	0	2	5.9
Oregon	1/28/12		2	0	0	.000	0	0	.000	0	0	.000	1	2	3	4.3	0	0	0	0	0	0	0	5.6
Colorado	2/2/12		18	3	5	.600	0	0	.000	1	2	.500	2	5	7	4.4	3	0	1	0	2	1	7	5.7
Utah	2/4/12		10	1	1	1.000	0	0	.000	0	2	.000	1	0	1	4.2	0	0	1	0	0	0	2	5.5
at Washington State	2/9/12		21	5	6	.833	0	0	.000	2	4	.500	2	5	7	4.3	2	0	0	2	1	0	12	5.8
at Washington	2/11/12		7	1	4	.250	0	0	.000	0	0	.000	0	1	1	4.2	2	0	0	0	0	0	2	5.6
Stanford	2/16/12		16	4	6	.667	0	0	.000	1	2	.500	3	1	4	4.2	0	0	0	0	1	0	9	5.8
California	2/18/12		6	3	3	1.000	0	0	.000	1	2	.500	1	1	2	4.1	2	0	0	0	0	0	7	5.8
at Oregon	2/25/12		8	3	3	1.000	0	0	.000	1	1	1.000	2	4	6	4.2	1	0	0	1	0	0	7	5.9
at Utah	3/1/12		15	2	3	.667	0	0	.000	0	0	.000	1	1	2	4.1	1	0	0	0	0	0	4	5.8
at Colorado	3/3/12		22	1	3	.333	0	0	.000	0	1	.000	2	3	5	4.1	0	0	0	2	1	0	2	5.7
vs Washington State	3/7/12		12	0	1	.000	0	0	.000	0	2	.000	2	1	3	4.1	0	0	0	0	1	0	0	5.5
UC Davis	3/15/12		18	6	8	.750	0	0	.000	2	2	1.000	1	5	6	4.2	0	0	0	0	0	1	14	5.7
Saint Mary's	3/17/12		23	3	5	.600	0	0	.000	0	0	.000	5	2	7	4.3	2	0	1	1	0	1	6	5.8
Washington	3/20/12		15	2	2	1.000	0	0	.000	0	0	.000	5	1	6	4.3	4	0	0	3	0	0	4	5.7
TOTALS		0	468	84	131	.641	0	0	.000	20	44	.455	61	81	142	4.3	49	1	5	23	21	11	188	5.7

GAMES PLAYED: 33
 MINUTES/GAME: 14.2
 POINTS/GAME: 5.7
 FG PCT: 64.1
 FT PCT: 45.5

REBOUNDS/GAME: 4.3
 ASSISTS/GAME: 0.2
 TURNOVERS/GAME: 0.7
 ASSIST/TURNOVER RATIO: 0.2
 STEALS/GAME: 0.3
 BLOCKS/GAME: 0.6

KATIE SCHROCK



Class: Junior
Hometown: Corvallis, Ore.
High School: Corvallis HS
Height: 6-0
Experience: 2L

Guard | #10

SOPHOMORE (2011-12): Appeared in five games, averaging 6.2 minutes ... Scored her first collegiate points on a layup against Western Oregon (11/11), tying her career-high for rebounds with two and setting a new high for assists with two ... Hit her second career bucket at CSU Bakersfield (12/13) in one minute played ... Underwent season-ending shoulder surgery on January 27.

FRESHMAN (2010-11): Appeared in seven games, averaging 2.3 minutes per contest ... Pulled down three rebounds with two assists ... Played four minutes in her collegiate debut against Long Beach State (11/13), earning one defensive rebound and one assist ... Bested her minutes played with eight and two rebounds against Cal State Northridge (11/20).

CORVALLIS HIGH SCHOOL: Lettered four years at shooting guard for coaches Scott Lasswell, Joe Williamson and Mark James ... Led team to two OSAA 5A fourth place finishes ... As a senior, a McDonald's All-America nominee, All-State honorable mention and first team All-Mid Willamette Conference selection ... As a junior, named to second team All-League ... As a sophomore set the 5A state record for most three-pointers made in a state game and state tournament with the best three-point percentage in the state playoffs ... Also competed in equestrian for four years for coaches Karlene Martin and Frances Hathaway ... Three-time state top-five placer ... Placed top 10 three times as a combined rider ... All-Conference drill champions.

PERSONAL: Born in Corvallis, Ore. ... Daughter of Jim and Kristi Schrock ... Has one older sibling, Nicole ... Majoring in agriculture business ... Chose Oregon State because "I have a lot of loyalty to the school and it's been my dream since I was little."

CAREER HIGHS

Points: 2, two times, last at CSU Bakersfield (12/13/11)
FG Made: 1, two times, last at CSU Bakersfield (12/13/11)
FG Attempted: 3 vs. Western Oregon (11/11/11)
3-PT Made: 0
3-PT Attempted: 1, seven times, last vs. Southern Utah (11/20/11)
FT Made: 0
FT Attempted: 2 vs. Western Oregon (11/11/11)
Rebounds: 2, two times, last vs. Western Oregon (11/11/11)
Assists: 2 vs. Western Oregon (11/11/11)
Blocked Shots: 1 vs. Southern Utah (11/20/11)
Steals: 0
Minutes: 16 vs. Southern Utah (11/20/11)

OVERALL CAREER STATISTICS

YEAR	GP	GS	MIN	AVG	TOTAL			3-PTS			FT			REBOUNDS				PF	FO	AST	TO	BLK	STL	PTS	AVG
					FG	FGA	PCT	FG	FGA	PCT	FT	FTA	PCT	OFF	DEF	TOT	AVG								
2010-11	7	0	16	2.3	0	4	.000	0	4	.000	0	0	0.000	0	3	3	0.4	0	0	2	0	0	0	0	0
2011-12	5	0	31	6.2	2	7	.286	0	3	.000	0	2	2.000	0	3	3	0.6	1	0	3	2	1	0	4	0.8
TOTAL	12	0	47	3.9	2	11	.182	0	7	.000	0	2	2.000	0	6	6	0.5	1	0	5	2	1	0	4	0.3

PAC-12 CONFERENCE CAREER STATISTICS

YEAR	GP	GS	MIN	AVG	TOTAL			3-PTS			FT			REBOUNDS				PF	FO	AST	TO	BLK	STL	PTS	AVG	
					FG	FGA	PCT	FG	FGA	PCT	FT	FTA	PCT	OFF	DEF	TOT	AVG									
2010-11	3	0	3	1.0	0	1	.000	0	1	.000	0	0	0.000	0	0	0	0.0	0	0	1	0	0	0	0	0	0.0
TOTAL	3	0	3	1.0	0	1	.000	0	1	.000	0	0	0.000	0	0	0	0.0	0	0	1	0	0	0	0	0	0.0

KATIE SCHROCK 2011-12 GAME-BY-GAME STATISTICS

OPPONENT	DATE	GS	MIN	TOTAL			3-PTS			FT	FTA	PCT	REBOUNDS			PF	FO	A	TO	BLK	STL	PTS	AVG		
				FG	FGA	PCT	3FG	FGA	PCT				OFF	DEF	TOT									AVG	
Western Oregon	11/11/11		9	1	3	.333	0	1	.000	0	2	.000	0	2	2	2.0	0	0	2	0	0	2	2.0		
Montana State	11/13/11		3	0	0	.000	0	0	.000	0	0	.000	0	0	0	1.0	0	0	0	0	0	0	1.0		
CS Northridge	11/17/11		2	0	1	.000	0	1	.000	0	0	.000	0	0	0	0.7	0	0	0	0	0	0	0.7		
Southern Utah	11/20/11		16	0	2	.000	0	1	.000	0	0	.000	0	1	1	0.8	1	0	1	2	1	0	0.5		
at Eastern Wash.	11/22/11	DNP																							
vs North Texas	12/2/11	DNP																							
at Rice	12/3/11	DNP																							
at Pepperdine	12/10/11	DNP																							
at CSU Bakersfield	12/13/11		1	1	1	1.000	0	0	.000	0	0	.000	0	0	0	0.6	0	0	0	0	0	2	0.8		
Corban	12/16/11	DNP																							
Saint Mary's	12/19/11	DNP																							
Washington	12/29/11	DNP																							
Washington State	12/31/11	DNP																							
at California	1/5/12	DNP																							
at Stanford	1/7/12	DNP																							
Arizona State	1/12/12	DNP																							
Arizona	1/14/12	DNP																							
at UCLA	1/19/12	DNP																							
at USC	1/21/12	DNP																							
Oregon	1/28/12	DNP																							
Colorado	2/2/12	DNP																							
Utah	2/4/12	DNP																							
at Washington State	2/9/12	DNP																							
at Washington	2/11/12	DNP																							
Stanford	2/16/12	DNP																							
California	2/18/12	DNP																							
at Oregon	2/25/12	DNP																							
at Utah	3/1/12	DNP																							
at Colorado	3/3/12	DNP																							
vs Washington State	3/7/12	DNP																							
UC Davis	3/15/12	DNP																							
Saint Mary's	3/17/12	DNP																							
Washington	3/20/12	DNP																							
TOTALS			0	31	2	7	.286	0	3	.000	0	2	.000	0	3	3	0.6	1	0	3	2	1	0	4	0.8

GAMES PLAYED: 5
MINUTES/GAME: 6.2
POINTS/GAME: 0.8
FG PCT: 28.6
3FG PCT: 0.0
FT PCT: 0.0

REBOUNDS/GAME: 0.6
ASSISTS/GAME: 0.6
TURNOVERS/GAME: 0.4
ASSIST/TURNOVER RATIO: 1.5
BLOCKS/GAME: 0.2

KATIE SCHROCK 2010-11 GAME-BY-GAME STATISTICS

OPPONENT	DATE	GS	MIN	TOTAL			3-PTS			FT	FTA	PCT	REBOUNDS			PF	FO	A	TO	BLK	STL	PTS	AVG
				FG	FGA	PCT	3FG	3FGA	PCT				OFF	DEF	TOT								
Long Beach State	11/13/10		4	0	1	.000	0	1	.000	0	0	.000	0	1	1	1.0	0	0	1	0	0	0	0.0
vs Eastern Mich.	11/19/10	DNP																					
vs CS Northridge	11/20/10		8	0	1	.000	0	1	.000	0	0	.000	0	2	2	1.5	0	0	0	0	0	0	0.0
at Hawai'i	11/21/10	DNP																					
at UNLV	11/26/10	DNP																					
vs Rutgers	11/27/10	DNP																					
CSU Bakersfield	11/30/10		1	0	0	.000	0	0	.000	0	0	.000	0	0	0	1.0	0	0	0	0	0	0	0.0
Pepperdine	12/3/10	DNP																					
at Weber State	12/14/10	DNP																					
at Southern Utah	12/17/10	DNP																					
Eastern Wash.	12/21/10	DNP																					
at Arizona State	12/31/10	DNP																					
at Arizona	1/2/11	DNP																					
Washington	1/6/11	DNP																					
Washington State	1/8/11	DNP																					
at UCLA	1/13/11	DNP																					
at USC	1/15/11	DNP																					
at Oregon	1/23/11		0	0	0	.000	0	0	.000	0	0	.000	0	0	0	0.8	0	0	0	0	0	0	0.0
California	1/27/11	DNP																					
Stanford	1/29/11		2	0	0	.000	0	1	.000	0	0	.000	0	0	0	0.6	0	0	0	0	0	0	0.0
at Washington State	2/3/11	DNP																					
at Washington	2/5/11	DNP																					
USC	2/10/11	DNP																					
UCLA	2/12/11	DNP																					
Oregon	2/19/11	DNP																					
at Stanford	2/24/11		1	0	0	.000	0	0	.000	0	0	.000	0	0	0	0.5	0	0	1	0	0	0	0.0
at California	2/26/11	DNP																					
Arizona	3/3/11	DNP																					
Arizona State	3/5/11	DNP																					
vs Arizona State	3/9/11		0	0	1	.000	0	1	.000	0	0	.000	0	0	0	0.4	0	0	0	0	0	0	0.0
TOTALS			0	16	0	4	.000	0	4	.000	0	0	.000	0	3	3	0.4	0	0	2	0	0	0.0

GAMES PLAYED: 7
 MINUTES/GAME: 2.3
 FG PCT: 0.0
 3FG PCT: 0.0

REBOUNDS/GAME: 0.4
 ASSISTS/GAME: 0.3
 ASSIST/TURNOVER RATIO: 99.9

MOLLEE SCHWEGLER



Class: Senior
Hometown: Rainier, Ore.
High School: Rainier HS
Height: 5-6
Experience: 1L

Guard | #30

JUNIOR (2011-12): Played in 22 games, averaging 11.2 minutes per contest ... Scored four points against Montana State (11/13) and five points on 2-of-3 shooting against Cal State Northridge (11/17) ... Tallied eight points on 3-of-4 shooting against Corban (12/16) ... Played 17 minutes at Washington State (2/9), with three assists, two rebounds and a pair of points ... Had a breakout performance at Washington (2/12) with a career-high 15 points in 15 minutes played on 5-of-7 shooting, including 4-of-6 from three-point range ... Hit three three-pointers at Utah (3/1) for nine points, adding two rebounds and two assists in 17 minutes played ... Hit a pair of threes against UC Davis (3/15) in the first round of the WNIT and totaled eight points ... Dished out a career-high four assists and had two steals in a career-high 19 minutes played against Saint Mary's (3/17) in the second round of the WNIT, scoring four points and blocking one shot ... Finished the season averaging 3.5 points per game and shooting 35.1 percent from the field.

LOWER COLUMBIA COLLEGE: Finished her career at Lower Columbia College as the all-time leading scorer with 915 points ... Led her team to a 40-16 overall record, 30-2 in the NWAACC West Region from 2009-11 ... Unanimous NWAACC West Region MVP, leading her team to a 16-0 NWAACC Conference finish as team captain ... Averaged 16.8 points, 5.9 assists and 5.6 rebounds per game ... Named All-Western Conference First Team as a freshman ... Also played softball, hitting .342 as a freshman with six home runs and 15 stolen bases ... Two-time All-Western Conference Second Team honoree.

RAINIER HIGH SCHOOL: Lettered four years in basketball at point guard under head coach Doug Knox ... All-time leading scorer in school history, averaging 19 points and six assists per game as a senior ... Led her team to a undefeated season (29-0) and a state title in 2008 and three league championships 2007-09 ... Two-time unanimous First Team All-State-Tournament ... Two-time First Team All-State honoree and Oregon 3A MVP in 2008 ... Three-time All-Lewis and Clark League First Team selection and two-time league MVP ... Also lettered four years at shortstop in softball under head coach Pat White, one year in soccer at forward, three years in volleyball at outside hitter and one year in football as place kicker ... Three-time All-League First Team honoree in softball, earning MVP honors as a senior and All-State First Team accolades, leading her team to three league titles 2007-09 ... Named All-League in volleyball in 2007 and boosted the team to a league title in 2008 ... All-League First Team in soccer in 2005 ... All-League Second Team kicker in 2008, kicking a 36-yard field goal and catching a 27 yard touchdown pass.

PERSONAL: Born in Longview, Wash. ... Daughter of Darren and Angela Schwegler ... Has two siblings, Daniel and Amanda ... Majoring in sociology ... Chose Oregon State because of the "great people, nice school and it was close to home."

CAREER HIGHS

Points: 15 at Washington (2/11/12)
FG Made: 5 at Washington (2/11/12)
FG Attempted: 8, two times, last at Utah (3/1/12)
3-PT Made: 4 at Washington (2/11/12)
3-PT Attempted: 6 at Washington (2/11/12)
FT Made: 5 at Colorado (3/3/12)
FT Attempted: 5 at Colorado (3/3/12)
Rebounds: 2, six times, last vs. Washington State (3/7/12)
Assists: 4 vs. St. Mary's (3/17/12)
Blocked Shots: 1 vs. St. Mary's (3/17/12)
Steals: 2, two times, last vs. St. Mary's (3/17/12)
Minutes: 19 vs. St. Mary's (3/17/12)

OVERALL CAREER STATISTICS

YEAR	GP	GS	MIN	AVG	TOTAL			3-PTS			REBOUNDS			PF	FO	AST	TO	BLK	STL	PTS	AVG				
					FG	FGA	PCT	FG	FGA	PCT	FT	FTA	PCT									OFF	DEF	TOT	AVG
2011-12	22	0	246	11.2	26	74	.351	13	43	.302	11	14	.786	4	14	18	0.8	8	0	15	16	1	11	76	3.5
TOTAL	22	0	246	11.2	26	74	.351	13	43	.302	11	14	.786	4	14	18	0.8	8	0	15	16	1	11	76	3.5

PAC-12 CONFERENCE CAREER STATISTICS

YEAR	GP	GS	MIN	AVG	TOTAL			3-PTS			REBOUNDS			PF	FO	AST	TO	BLK	STL	PTS	AVG				
					FG	FGA	PCT	FG	FGA	PCT	FT	FTA	PCT									OFF	DEF	TOT	AVG
2011-12	13	0	135	10.4	13	41	.317	7	27	.259	7	8	.875	0	11	11	0.8	3	0	8	8	0	4	40	3.1
TOTAL	13	0	135	10.4	13	41	.317	7	27	.259	7	8	.875	0	11	11	0.8	3	0	8	8	0	4	40	3.1

MOLLEE SCHWEGLER 2011-12 GAME-BY-GAME STATISTICS

OPPONENT	DATE	GS	TOTAL			3-PTS			FT			REBOUNDS			AVG	PF	FO	A	TO	BLK	STL	PTS	AVG	
			MIN	FG	FGA	PCT	3FG	FGA	PCT	FT	FTA	PCT	OFF	DEF										TOT
Western Oregon	11/11/11	DNP																						
Montana State	11/13/11		14	1	3	.333	1	2	.500	1	2	.500	0	2	2	2.0	0	0	1	0	0	0	4	4.0
CS Northridge	11/17/11		13	2	3	.667	1	2	.500	0	0	.000	1	1	2	2.0	0	0	0	0	0	1	5	4.5
Southern Utah	11/20/11		10	1	6	.167	0	1	.000	0	0	.000	1	0	1	1.7	0	0	1	0	0	2	2	3.7
at Eastern Wash.	11/22/11	DNP																						
vs North Texas	12/2/11	DNP																						
at Rice	12/3/11		3	0	0	.000	0	0	.000	0	0	.000	0	0	0	1.3	0	0	1	0	0	0	0	2.8
at Pepperdine	12/10/11	DNP																						
at CSU Bakersfield	12/13/11	DNP																						
Corban	12/16/11		10	3	4	.750	2	3	.667	0	0	.000	0	0	0	1.0	0	0	0	3	0	1	8	3.8
Saint Mary's	12/19/11	DNP																						
Washington	12/29/11	DNP																						
Washington State	12/31/11	DNP																						
at California	1/5/12		8	0	3	.000	0	3	.000	0	0	.000	0	1	1	1.0	0	0	0	0	0	0	0	3.2
at Stanford	1/7/12		8	1	2	.500	0	1	.000	0	0	.000	0	1	1	1.0	0	0	0	4	0	1	2	3.0
Arizona State	1/12/12		4	0	0	.000	0	0	.000	0	0	.000	0	0	0	0.9	0	0	0	1	0	0	0	2.6
Arizona	1/14/12		15	2	2	1.000	0	0	.000	1	2	.500	0	1	1	0.9	1	0	2	0	0	1	5	2.9
at UCLA	1/19/12	DNP																						
at USC	1/21/12	DNP																						
Oregon	1/28/12	DNP																						
Colorado	2/2/12		8	0	2	.000	0	2	.000	0	0	.000	0	0	0	0.8	0	0	0	0	0	0	0	2.6
Utah	2/4/12		4	0	0	.000	0	0	.000	0	0	.000	0	0	0	0.7	0	0	0	0	0	0	0	2.4
at Washington State	2/9/12		17	1	8	.125	0	5	.000	0	0	.000	0	2	2	0.8	0	0	3	0	0	0	2	2.3
at Washington	2/11/12		15	5	7	.714	4	6	.667	1	1	1.000	0	1	1	0.8	1	0	1	0	0	0	15	3.3
Stanford	2/16/12		16	0	3	.000	0	2	.000	0	0	.000	0	2	2	0.9	0	0	0	1	0	1	0	3.1
California	2/18/12		12	0	0	.000	0	0	.000	0	0	.000	0	1	1	0.9	0	0	0	1	0	1	0	2.9
at Oregon	2/25/12		2	0	1	.000	0	1	.000	0	0	.000	0	0	0	0.9	0	0	0	0	0	0	0	2.7
at Utah	3/1/12		17	3	8	.375	3	5	.600	0	0	.000	0	2	2	0.9	1	0	2	1	0	0	9	3.1
at Colorado	3/3/12		9	1	5	.200	0	2	.000	5	5	1.000	0	0	0	0.9	0	0	0	0	0	0	7	3.3
vs Washington State	3/7/12		16	1	4	.250	0	2	.000	1	2	.500	2	0	2	0.9	2	0	0	2	0	0	3	3.3
UC Davis	3/15/12		14	3	5	.600	2	3	.667	0	0	.000	0	0	0	0.9	1	0	0	2	0	1	8	3.5
Saint Mary's	3/17/12		19	2	6	.333	0	2	.000	0	0	.000	0	0	0	0.9	1	0	4	1	1	2	4	3.5
Washington	3/20/12		12	0	2	.000	0	1	.000	2	2	1.000	0	0	0	0.8	1	0	0	0	0	0	2	3.5
TOTALS		0	246	26	74	.351	13	43	.302	11	14	.786	4	14	18	0.8	8	0	15	16	1	11	76	3.5

GAMES PLAYED: 22

MINUTES/GAME: 11.2

POINTS/GAME: 3.5

FG PCT: 35.1

3FG PCT: 30.2

FT PCT: 78.6

REBOUNDS/GAME: 0.8

ASSISTS/GAME: 0.7


TURNOVERS/GAME: 0.7

ASSIST/TURNOVER RATIO: 0.9

STEALS/GAME: 0.5

BLOCKS/GAME: 0.0

SAMANTHA SIEGNER




Class: Freshman
Hometown: Albany, Ore.
High School: West Albany HS
Height: 6-3
Experience: HS

Forward | #5

WEST ALBANY HIGH SCHOOL: Started four years at forward for head coach Craig Swanson ... Named Mid-Willamette Conference Player of the Year after sophomore, junior and senior seasons ... An all-league honorable mention selection as a freshman ... Led West Albany to a runner-up finish in the OSAA 5A state championship game in 2011 and a third-place finish in 2012 ... Selected First Team All-State and to the state tournament's first team ... Tabbed as a McDonald's All-America nominee ... A four-star signee, ranked as the No. 15 wing and No. 94 overall player in the class of 2012 by ESPN HoopGurlz ... Played soccer as a freshman and sophomore and ran cross country as a junior ... Was a National Honor Society member and valedictorian of her graduating class.

PERSONAL: Born in Albany, Ore. ... Daughter of Mark and Tina Siegner ... Has two younger siblings, Ashton and Saylor ... Niece of former Oregon State men's basketball standout J.D. Vetter (1993-96) ... Part of an athletic family, father played football at Linfield; grandfather, Ed Vetter, played baseball at Oregon; and uncle, Mitch Siegner, played football at Oregon ... Played with fellow teammate Deven Hunter on the Oregon Elite Basketball Club ... Chose Oregon State because of "the coaching staff, environment and the chance to pursue a degree at a Division I university."

KHADIDJA TOURE




Class: Freshman
Hometown: Kennewick, Wash.
High School: Kamiakan HS
Height: 5-9
Experience: HS

Guard | #3

KAMIAKAN HIGH SCHOOL: Started at guard for head coach Tammy Hutchison, averaging 21.2 points per game as a senior ... Two-time Washington Class 3A Associated Press All-State First Team ... Named back-to-back Columbia Basin Big Nine 3A Player of the Year in 2011 and 2012 ... Three-time All-Area First Team awardee ... Selected Tri-City Herald's All-Area Girls Basketball Most Valuable Player in 2012 ... Earned All-Area Defensive First Team accolades each year of prep career ... Broke a 27-year-old school scoring record when she poured in 48 points against West Valley (Yakima) in January 2012 (W, 80-49) ... A three-star signee, ranked as the No. 94 point guard in the class of 2012 by ESPN HoopGurlz ... Also an All-State First Team honoree in track, winning state titles in the 100 meters and 100-meter hurdles.

PERSONAL: Daughter of Bourama Toure and Aissala Sidibe ... Parents are both professors ... Father teaches math and mother teaches physics ... Has one older and two younger siblings ... Played with fellow teammate Jamie Weisner on the Northwest Blazers club team ... Former prep teammates include Chelsea Waters (Gonzaga) and Nakia Arquette (Utah) ... Lists Allen Iverson as her favorite athlete growing up ... Chose Oregon State because "the basketball program is amazing."

JAMIE WEISNER



Class: Freshman
Hometown: Clarkston, Wash.
High School: Clarkston HS
Height: 5-10
Experience: HS

Guard | #15

CLARKSTON HIGH SCHOOL: Four-year starter at guard ... Led her squad to the Washington state 2A basketball championship in 2012, scoring 33 points to go with 12 rebounds and three steals in the title game ... Named tournament Most Valuable Player ... Three-time league and team Most Valuable Player ... WIAA Class 2A Most Valuable Player in 2012 ... All-State First Team selection in 2012 ... Received WIAA Class 2A All-State honors in 2011 ... Selected as a McDonald's All-America nominee ... A four-star signee, ranked as the No. 12 point guard and No. 41 overall player in the class of 2012 by ESPN HoopGurlz ... Rated as the No. 2 player in the state of Washington according to ESPN HoopGurlz ... Named End of the Oregon Trail Most Valuable Player in 2011, Music City Madness MVP and earned the Most Inspirational Award at the 2011 Jack Blair Memorial Classic as the tournament's high scorer ... Also lettered in track and volleyball ... Finished first in the javelin, fourth in the 100-meter hurdles, fifth in the 300-meter hurdles and fifth in the high jump at the state meet in 2012 ... Broke the school record in the javelin in 2011, finishing second at the state meet and medaling in four events to earn Great Northern League Most Valuable Player distinction ... Earned Big Nine Conference Most Valuable Player honors as a sophomore, winning the WIAA 4A individual title in the javelin ... Named volleyball team most valuable player and all-conference in 2011-12.

PERSONAL: Born in Spokane, Wash. ... Daughter of Darcy and Holly Weisner ... One of seven brothers and sisters ... Father played basketball and football and ran track at Western Washington University ... Older brother Brett played basketball at WWU and brother Michael currently plays at Montana ... Lists Dwyane Wade as her favorite athlete growing up ... Chose winning the state basketball championship in 2012 as her biggest athletic thrill to date.



SCOTT RUECK

**Head Coach
3rd Year
Oregon State, 1991**

It was a homecoming of sorts for Scott Rueck, who was named the fifth head coach in the history of the Oregon State women's basketball program on June 30, 2010. He begins his third season at the helm of the program.

With another young squad in 2011-12, Rueck and the Beavers defied the odds again, exceeding expectations and finishing fifth in the conference with a 9-9 mark, including regular-season sweeps of Oregon and Washington. The achievement earned Rueck Pac-

12 Coach of the Year honors, as voted on by the conference media. Additionally, the team earned a WNIT berth, advancing to the Sweet 16 with wins over UC Davis and Saint Mary's in Gill Coliseum. No Beaver team has had a better postseason run since the 1996 squad made the NCAA Tournament.

The Beavers reached the 20-win plateau for the eighth time in school history and only the second time in the last 17 seasons in 2011-12. The 11-game improvement in the win column from Rueck's first year at the helm (2010-11; 9-21) was the greatest single-year leap in that category since Oregon State's 1990-91 squad went 17-11 after winning just five games the previous season.

As a team, OSU set a number of team records last season, becoming one of the most statistically successful groups in school history. The 2011-12 Beavers set the mark for total rebounds (1,302) and blocked shots (183). Their 2,141 points are now second in school history and their 64.9 points per game average was the most in more than a decade (2001-12; 66.4).

Individually, senior Earlysia Marchbanks was named All-Pac-12, while freshman Ali Gibson earned both All-Pac-12 Honorable Mention and a spot on the Pac-12 All-Freshman Team. Junior Patricia Bright rounded out the conference award-receiving group with Pac-12 All-Defensive Team honors. Bright finished with the second-most blocked shots in Pac-12 history (115), resetting the Oregon State single-season record and averaging 3.48 per game. In doing so, she became just the third player in Pac-12 history, and first in 22 years, to reach triple digits in blocks.

In his inaugural year as head coach of the Beavers, Rueck led an inexperienced squad to a 9-21 record with only one player having NCAA Division I experience. With a lot of question marks prior to the season, the Beavers captured their first win in the opener over Long Beach State en route to a 7-4 non-conference finish. Oregon State had close losses to open Pac-10 play before earning its first conference win over Washington at Alaska Airlines Arena. Shortly after, the Beavers claimed their second Pac-10 victory at home in legendary Gill Coliseum in what is believed to be the biggest come-from-behind victory in program history, overcoming a 20-point deficit to win 61-59 over Oregon in the second Civil War meeting. Rueck coached two All-Pac-10 honorees in senior El Sara Greer and redshirt sophomore Sage Indendi, an All-Pac-10 Defensive Team selection in Greer and a Pac-10 All-Freshman Team recipient in Alyssa Martin.

In addition, Rueck individually was inducted into the George Fox Sports Hall of Fame, as well as his 2000-01 squad also being included on the inductee list.

Rueck came to Oregon State after spending the past 14 seasons serving as the head women's basketball coach at George Fox, compiling a career 288-88 (.766) record. Under his watch, the Bruins recorded winning seasons each year, capturing the Division III National Championship in 2009. Rueck has led his squads to five Sweet 16 appearances, three Elite 8 contests, six NCAA Division III Tournament appearances and seven Northwest Conference Championships.

SCOTT RUECK'S HEAD COACHING CAREER

Year	School	Overall	Conf.	Post.
96-97	George Fox	15-10	9-5	
97-98	George Fox	16-9	13-5	
98-99	George Fox	18-6	14-4	
99-00	George Fox	23-5	14-2	NCAA
00-01	George Fox	23-3	15-1	NCAA
01-02	George Fox	20-6	11-5	
02-03	George Fox	15-10	10-6	
03-04	George Fox	13-12	7-9	
04-05	George Fox	22-6	14-2	NCAA
05-06	George Fox	19-6	10-6	
06-07	George Fox	19-7	13-3	NCAA
07-08	George Fox	25-5	14-2	NCAA
08-09	George Fox	32-0	16-0	NCAA
09-10	George Fox	28-3	16-0	NCAA
10-11	Oregon State	9-21	2-16	
11-12	Oregon State	20-13	9-9	WNIT
Total	16 Seasons	317-122	187-75	

COACHING HIGHLIGHTS

Conference Titles Won: 7

Northwest Conference: 2000, '01, '05, '07, '08, '09, '10

Postseason Appearances: 8

NCAA Division III: 2000, '01, '05, '07, '08, '09, '10
WNIT: 2012

Sweet 16 Appearances: 6

NCAA Division III: 2000, '05, '08, '09, '10
WNIT: 2012

Elite Eight Appearances: 3

NCAA Division III: 2005, '09, '10

National Titles: 1

NCAA Division III: 2009

Postseason Record: 17-7 (.708)

National Top Four Finishes: 1

20-Win Seasons: 8; Winning Seasons: 15

NCAA All-Americans: 4; NAIA All-Americans: 4

Final Top 25 National Rankings: 7

All-Conference Honorees: 41

All-Northwest Conference: 33

All-Pac-12: 1

All-Pac-12 Honorable Mention: 3

Pac-12 All-Freshman: 2

Pac-12 All-Defensive: 2

HONORS AND AWARDS

- 2000 Northwest Conference Coach of the Year
- 2001 Northwest Conference Coach of the Year
- 2005 Northwest Conference Coach of the Year
- 2007 Northwest Conference Coach of the Year
- 2008 Northwest Conference Coach of the Year
- 2008 NCAA Division III West Region Coach of the Year
- 2009 Northwest Conference Coach of the Year
- 2009 NCAA Division III West Region Coach of the Year
- 2009 NCAA Division III National Coach of the Year
- 2010 Northwest Conference Coach of the Year
- 2010 NCAA Division III West Region Coach of the Year
- 2012 Pac-12 Coach of the Year (Pac-12 Media)

“Coach Rueck brings an impressive set of credentials to the position, including an NCAA national championship,” Director of Athletics Bob De Carolis said at the time of his hire. “As a native Oregonian and Beaver alumnus, he has an extensive network of relationships that have been built over the years. He has earned the respect of the basketball community in the Northwest through hard work and integrity and we look forward to him leading our program.”

During his time as head coach, Rueck has coached four NAIA All-Americans, four NCAA All-Americans and 33 All-Northwest Conference honorees. Individually, he has been named the NCAA Division III National Coach of the Year (2009), three-time NCAA Division III West Region Coach of the Year (2008, 2009, 2010) and seven-time Northwest Conference Coach of the Year (2000, 2001, 2005, 2007, 2008, 2009, 2010).

George Fox finished 2009-10 season with a 28-3 overall record and a perfect 16-0 Northwest Conference mark. The Bruins advanced to the NCAA Division III Sectional Final but came up short against Washington-St. Louis to end their tournament run. The undefeated conference performance is only the third time in league history that a team had accomplished that feat, the second being during George Fox's 2008-09 season.

During the 2008-09 seasons, the Bruins had lost all five starters from the previous Sweet 16 season and were picked to finish fifth in the conference. But with its four returning letterwinners and 10 freshmen, Rueck led the team to a school record 32-0 season to win the national championship and finish the season with the top spot in the rankings in both the Women's Basketball Coaches Association (WBCA) and D3hoops.com polls.

The Bruins set more records in that magical season under his care. The team won the Northwest Conference with its 16-0 record, leading the conference by five games - the largest margin ever for the title team.

In just his fourth season at the helm during the 1999-00 campaign, Rueck led the Bruins to their first NCAA Division III Tournament, finishing 23-5 overall and advancing to the Sweet 16 with a No. 19 national ranking. The next season built on the previous year's success and the team finished 15-1 in conference play to capture its first league title and posted a 23-3 overall record. The Bruins were ranked as the top team in the country for two weeks straight, finishing the season No. 11.

George Fox made its next tournament appearance during the 2004-05 campaign, advancing further than any team in school history to the Elite 8. The Bruins finished the season with a 22-6 overall record and were ranked as high as 10th in the polls as the season concluded.

In 2007-08, Rueck's defense gained national attention as it was the national leader, allowing only 45.4 points per game. That squad finished 25-5 overall, reaching the round of 16 for the third time and finishing as high as 15th in the polls.


Rueck got his start coaching while an undergrad at Oregon State. He served as assistant coach at Santiam Christian High School for the boy's basketball team from 1989-93. He then became the women's basketball assistant coach at George Fox under former head coach Sherri Murrell, helping the Bruins to a 37-23 overall record and two NAIA postseason appearances. Additionally, he coached the women's tennis team in 1995-96.

Basketball runs in the Rueck family. His sister, Heidi, was an NAIA All-American point guard at George Fox, setting the school records in career, single-season and single-game assists and eventually being voted into the school's Sport Hall of Fame in 2005. His father, Marv, was a part of the coaching staffs at Hillsboro and Glencoe High Schools, including serving as the inaugural head coach at Glencoe when it opened in 1980.

Rueck earned a Bachelor's in exercise and sport science from Oregon State in 1991, while adding a Master's in physical education in 1992. He is married to the former Kerry Aillaud, and the couple has three children, Cole, Kate and Macey. Kerry played basketball for George Fox from 1993-95, while serving as assistant coach for the program from 1998-06.

SCOTT RUECK vs. ALL OPPONENTS (Oregon State Career)

Arizona	0-3
Arizona State	1-2
California	0-4
Colorado	1-1
Oregon	3-1
Stanford	0-4
UCLA	0-3
USC	1-2
Utah	1-1
Washington	3-2
Washington State	1-3
Cal State Bakersfield	2-0
Cal State Northridge	2-0
Corban	1-0
Eastern Michigan	1-0
Eastern Washington	2-0
Hawai'i	0-1
Long Beach State	1-0
Montana State	1-0
North Texas	0-1
Pepperdine	1-1
Rice	1-0
Rutgers	0-1
Saint Mary's	1-1
Southern Utah	1-1
UC Davis	1-0
UNLV	1-0
Weber State	1-0
Western Oregon	1-0
OVERALL RECORD	29-34



MARK CAMPBELL

Assistant Coach
3rd Year
Hawai'i, 2004

Mark Campbell begins his third season as assistant coach at Oregon State after being hired on July 21, 2010.

Campbell joined the Oregon State women's basketball staff after spending the previous two seasons at St. Mary's College in Moraga, Calif. He served as an assistant coach for the men's basketball program during the 2009-10 campaign, helping the Gaels reach the Sweet 16 for the first time in program history as well as tie a school record for wins in a season (28). Campbell originally joined St. Mary's staff as director of operations in 2008-09.

"I am excited to add Mark to our staff," Rueck said. "He brings outstanding recruiting and coaching experience to our program, and he has aligned himself with some of the best in the game, experiencing high levels of success everywhere he has been as a player and coach. He is extremely talented, a winner, and most importantly, a man of integrity. Mark is someone I would love to have coach my own kids. I am thrilled to welcome him, his wife Ashley and his daughter Maley to the Oregon State family."

Prior to his stint at St. Mary's, Campbell spent two seasons (2005-07) at Clackamas Community College in Oregon City, Ore., helping the Cougars to the 2007 Northwest Athletic Association of Community Colleges (NWAACC) Championship. He spent the 2007-08 season as an assistant coach for the Pepperdine men's basketball program.

In his own athletic career, Campbell played his rookie season at Cal Poly before transferring to Clackamas Community College in 2000-01. In his one junior college season, he was named the South Region MVP. He led the Cougars to a sixth place finish in the NWAACC and school record for most wins in a single season with 28.

Campbell then transferred to the University of Hawai'i for his final two seasons, leading the Warriors to back-to-back postseason appearances with a 2002 NCAA Tournament bid and 2003 National Invitational Tournament (NIT) qualification. Starting all but one game, he is the winningest two-year player in Hawai'i's history and led the team to a school-record 29 wins in one season. Campbell finished his career by being named to the Western Athletic Conference (WAC) All-Defensive Team as a senior, and he was a two-time WAC All-Academic selection.

Campbell earned a degree in liberal studies from Hawai'i in 2004, adding a master's degree in Education from George Fox University in 2006. A native of Mt. Vernon, Wash., he is married to the former Ashley Smith, who played basketball at Vanderbilt University and is from Oregon City. The couple has two daughters, Maley and Makay.

ERIC ELY

Assistant Coach
3rd Year
Northwest Nazarene, 1982

Eric Ely begins his third season as assistant coach for the Oregon State women's basketball program. He was hired July 27, 2010.

Ely brings over 12 years of Division I coaching experience with nine of those years coming in two stints with the Oral Roberts Golden Eagles (1998-2004 and 2007-10) and three years at Missouri (2004-07). He helped Oral Roberts to four postseason appearances with three of those trips to the NCAA Tournament under head coach Jerry Finkbeiner. And at Missouri, he served as the recruiting coordinator and worked with the post players on the court under head coach Cindy Stein.


In just his first season with the Golden Eagles during the 1998-99 season, he coached the team to the Summit League title to mark the program's first ever NCAA Tournament appearance, making a repeat appearance two seasons later. When Ely rejoined the Oral Roberts staff, the Golden Eagles repeated as Summit League champions, winning 23 games en route to the school's first-ever regular season Summit League title and a trip to the Women's Basketball Invitational Tournament (WNIT).

Before joining the Oral Roberts program, Ely was the head coach at Mt. Vernon Nazarene University in Mt. Vernon, Ohio from 1996-98. He led the Lady Cougars to a 31-36 overall record over two seasons, improving from 12 wins during his inaugural year to 19 in 1997-98. In his final season at MVNU, Ely was honored as the National Christian College Athletic Association East Region Coach of the Year, also receiving votes by the Ohio Coaching Association as being one of the top women's college coaches in the state of Ohio.

Ely started his coaching career at his alma mater, Northwest Nazarene in Nampa, Idaho, serving as assistant coach from 1987-1996. He was instrumental in the recruitment of several NAIA All-Americans and helped guide the Lady Crusaders to a NAIA Division II runner-up finish during the 1994-95 season.

As a player, Ely spent time in NBA training camp with the Detroit Pistons and played in the Los Angeles Lakers' pro summer pro league. He played professionally for one year in France, where he was tabbed as the Outstanding American Player by the French media during the 1980-81 season, and four years in Brazil, earning a lifetime contract and garnering All-Star status in 1984 and 1985.

Ely earned a Bachelor of Arts from Northwest Nazarene in 1982, adding a Master's from Albertson College of Idaho in 1995. He and his wife, Regina, of Belo Horizonte, Brazil, have two children, C.J. and Rachel.





MEGAN DICKERSON

**Assistant Coach
2nd Year
Montana-State Billings, 1999**

The Oregon State women's basketball program completed its staff with the hiring of Megan Dickerson on March 22, 2011. She begins her second season as assistant coach.

"I am excited to announce the addition of Megan Dickerson to our

coaching staff. Megan is an outstanding recruiter and a gifted technical coach. She was a highly successful collegiate player and has an incredible ability of relating to the student-athletes that she coaches and mentors," Rueck said. "I look forward to the success we shared coaching together in the past continuing here at Oregon State. Adding Megan, her husband Todd and their children Bailey and Caleb is a great day for OSU Women's Basketball."

Dickerson is no stranger to the current Oregon State offense and defense as she served as assistant coach under Rueck at George Fox from 2006-10, playing an instrumental role in the Bruins' 2009 NCAA Division III National Championship.

"It is a tremendous privilege to be given the opportunity to join the women's basketball coaching staff at OSU," Dickerson said. "I feel blessed to be able to work alongside Coach Rueck again and join in the efforts that he and his talented staff have given to restrengthen this program. Having worked with Coach Rueck previously to OSU, I understand and fully believe in the foundation of his program. My family and I are extremely excited to be moving to Corvallis and joining the Oregon State family."

Prior to her time at George Fox, Dickerson has held a handful of coaching positions at different levels from middle school to the collegiate level after her playing days at Montana State-Billings were over. As a Yellowjacket, she was named a Kodak, Daktronics, GTE and Division II Bulletin NCAA Division II All-American in 1998, adding GTE Academic All-America accolades as well. A three-time Pac West All-Conference selection, Dickerson also participated in WNBA training camp with the LA Sparks in 2000.

She has been inducted into both the Montana State-Billings Hall of Fame in 2004, as well as the Redmond High School Hall of Fame in its inaugural year in 2009.

A native of Redmond, Ore., Dickerson graduated from Montana State-Billings with a Bachelor of Science in Elementary Education in 1999. She and her husband, Todd, have two children, Bailey and Caleb.

ASHLEY SHEARER

**Director of Operations
3rd Year
Gonzaga, 2005**

Ashley Shearer is in her third season as director of operations for the Oregon State women's basketball program after being hired on September 16, 2010.

Shearer came to Oregon State after serving as the Capital Campaign Assistant in the development office at Gonzaga Preparatory School in Spokane, Wash.

A versatile athlete for Gonzaga, Shearer competed as a member of the basketball team during her first two years before joining the women's golf team her junior year. She also excelled in the classroom, being named to the President's and Dean's List, while being a member of the Political Science Honor Society.

A native of Gresham, Ore., and graduate of Barlow High School, Shearer earned a Bachelor of Arts in Political Science from Gonzaga in 2006, adding a Juris Doctorate in 2009 from the Gonzaga School of Law.

ELISE TRASK

**Asst. Dir. of Operations
2nd Year
George Fox, 2010**

Elise Trask joined the Oregon State women's basketball program in May 2011 as assistant director of operations. She is now in her second season.

Trask spent time before joining the Beavers as event coordinator for Seven Brides Brewing in Silverton, Ore., assisting in the coordination of private and public events, while overseeing staffing and marketing.

As a student, Trask led George Fox to four conference championships under current Oregon State head coach Scott Rueck. She was a two-time team captain, leading the Bruins to their 2009 NCAA Division III National Championship.

Trask graduated from George Fox with a Bachelor of Arts in Business Administration with a Marketing concentration in 2010. She's from Silverton, Ore., and is married to Brent Trask, a former George Fox baseball catcher.

Student Managers:

Corbin Davey
Graham Bledsoe
Lucy Enbysk
Angela Monroe
Ean Robinson



2011-12 RESULTS

RECORD:	OVERALL	HOME	AWAY	NEUTRAL
ALL GAMES	20-13	12-6	8-5	0-2
CONFERENCE	9-9	5-4	4-5	0-0
NON-CONFERENCE	11-4	7-2	4-0	0-2

DATE	TIME	OPPONENT	SCORE	ATTEND	HIGH POINTS	HIGH REBOUNDS
11/11/11	12:00 p.m.	WESTERN OREGON	W 96-32	1423	(15) Marchbanks, Earlysia	(11) Edwards-Teasley, Sha
11/13/11	2:00 p.m.	MONTANA STATE	W 83-53	807	(21) Marchbanks, Earlysia (21) Gibson, Ali	(8) Marchbanks, Earlysia
11/17/11	7:00 p.m.	CAL STATE NORTHRIDGE	W 83-63	809	(23) Bright, Patricia	(9) Pinto, Thais
11/20/11	6:00 p.m.	SOUTHERN UTAH	W 90-40	941	(13) Marchbanks, Earlysia	(12) Edwards-Teasley, Sha
11/22/11	6:05 p.m.	at Eastern Washington	W 74-60	621	(21) Gibson, Ali	(7) Bright, Patricia (7) Pinto, Thais (7) Marchbanks, Earlysia
12/02/11	5:00 p.m.	! vs North Texas	53-60 L	403	(19) Marchbanks, Earlysia	(10) Marchbanks, Earlysia
12/03/11	5:00 p.m.	! at Rice	W 63-57	307	(14) Gibson, Ali (14) Marchbanks, Earlysia	(10) Marchbanks, Earlysia
12/10/11	4:05 p.m.	at Pepperdine	W 63-52	246	(18) Marchbanks, Earlysia	(10) Bright, Patricia
12/13/11	7:05 p.m.	at CSU Bakersfield	W 85-62	213	(16) Bright, Patricia (16) Pinto, Thais	(11) Marchbanks, Earlysia
12/16/11	7:00 p.m.	CORBAN	W 79-47	914	(17) Marchbanks, Earlysia	(9) Edwards-Teasley, Sha (9) Pinto, Thais
12/19/11	7:00 p.m.	SAINT MARY'S	61-81 L	978	(14) Gibson, Ali	(6) Pinto, Thais
12/29/11	7:00 p.m.	* WASHINGTON	W 60-55	1332	(14) Gibson, Ali	(11) Marchbanks, Earlysia
12/31/11	2:00 p.m.	* WASHINGTON STATE	54-61 Lo2	1367	(13) Bright, Patricia	(9) Bright, Patricia
01/05/12	7:05 p.m.	* at California	56-73 L	1165	(16) Gibson, Ali	(9) Marchbanks, Earlysia
01/07/12	2:00 pm	* at Stanford	60-67 L	4062	(16) Gibson, Ali	(6) Gibson, Ali
01/12/12	7:00 p.m.	* ARIZONA STATE	W 56-51	1120	(11) Indendi, Sage	(7) Marchbanks, Earlysia
01/14/12	2:00 p.m.	* ARIZONA	56-58 L	2092	(15) Martin, Alyssa	(9) Edwards-Teasley, Sha
01/19/12	7:05 p.m.	* at UCLA	60-69 L	740	(16) Gibson, Ali	(9) Edwards-Teasley, Sha
01/21/12	2:00 p.m.	* at USC	Wot65-61	1803	(17) Indendi, Sage	(7) Gibson, Ali
01/28/12	4:06 p.m.	* OREGON	W 67-60	3719	(23) Gibson, Ali	(12) Bright, Patricia
02/02/12	7:00 p.m.	* COLORADO	W 65-45	1159	(13) Marchbanks, Earlysia	(7) Pinto, Thais
02/04/12	2:00 p.m.	* UTAH	W 62-49	1429	(22) Marchbanks, Earlysia	(10) Marchbanks, Earlysia
02/09/12	7:00 p.m.	* at Washington State	W 51-39	509	(12) Pinto, Thais	(9) Martin, Alyssa
02/11/12	2:00 p.m.	* at Washington	W 78-73	1859	(15) Schwegler, Mollee (15) Marchbanks, Earlysia	(11) Marchbanks, Earlysia
02/16/12	7:00 p.m.	* STANFORD	45-78 L	2474	(11) Martin, Alyssa	(5) Gibson, Ali
02/18/12	2:00 p.m.	* CALIFORNIA	68-75 L	2330	(18) Marchbanks, Earlysia	(10) Marchbanks, Earlysia
02/25/12	2:06 p.m.	* at Oregon	W 68-53	3604	(19) Marchbanks, Earlysia	(9) Marchbanks, Earlysia
03/01/12	7:00 p.m.	* at Utah	56-63 Lot	705	(13) Gibson, Ali	(8) Bright, Patricia
03/03/12	4:00 p.m.	* at Colorado	57-67 L	3861	(16) Marchbanks, Earlysia	(9) Marchbanks, Earlysia
03/07/12	7:15 p.m.	@ vs Washington State	56-65 L	1503	(19) Gibson, Ali	(11) Marchbanks, Earlysia
03/15/12	7:00 p.m.	\$ UC DAVIS	W 66-48	802	(14) Pinto, Thais	(8) Bright, Patricia
03/17/12	7:00 p.m.	% SAINT MARY'S	W 56-41	917	(14) Marchbanks, Earlysia	(15) Marchbanks, Earlysia
03/20/12	7:00 p.m.	^ WASHINGTON	49-55 L	1150	(20) Marchbanks, Earlysia	(12) Marchbanks, Earlysia

! - Gene Hackerman Invitational (Houston, Texas)

* - Pac-12 Conference Game

@ - Pac-12 Tournament (Los Angeles, Calif.)

\$ - WNIT First Round (Corvallis, Ore.)

% - WNIT Second Round (Corvallis, Ore.)

^ - WNIT Sweet 16 (Corvallis, Ore.)

ATTENDANCE SUMMARY	GAMES	TOTALS	AVG/GAME
HOME	18	25763	1431
AWAY	13	19695	1515
NEUTRAL	2	1906	953
TOTAL	33	47364	1435

2011-12 OVERALL STATISTICS

No. Player	GP	GS	Min	Avg	TOTAL			3-PTS			FT	FTA	Pct	REBOUNDS				PF	FO	A	TO	Blk	Stl	Pts	Avg	
					FG	FGA	Pct	3FG	FGA	Pct				Off	Def	Tot	Avg									
15 Marchbanks, E.	33	33	1001	30.3	147	359	.409	16	62	.258	104	137	.759	53	197	250	7.6	82	2	123	108	8	75	414	12.5	
14 Gibson, Ali	33	33	1091	33.1	139	334	.416	56	161	.348	53	69	.768	37	89	126	3.8	58	1	75	67	12	67	387	11.7	
20 Bright, Patricia	33	33	731	22.2	113	195	.579	0	0	.000	60	88	.682	47	115	162	4.9	100	4	8	53	115	11	286	8.7	
22 Indendi, Sage	33	33	1068	32.4	107	308	.347	46	162	.284	18	33	.545	16	105	121	3.7	49	1	84	89	8	44	278	8.4	
24 Martin, Alyssa	33	33	1030	31.2	97	283	.343	35	131	.267	34	46	.739	8	126	134	4.1	25	0	66	57	12	38	263	8.0	
04 Pinto, Thais	33	0	468	14.2	84	131	.641	0	0	.000	20	44	.455	61	81	142	4.3	49	1	5	23	21	11	188	5.7	
30 Schwegler, Mollee	22	0	246	11.2	26	74	.351	13	43	.302	11	14	.786	4	14	18	0.8	8	0	15	16	1	11	76	3.5	
02 Bostick, Alexis	29	0	407	14.0	29	72	.403	5	16	.313	32	52	.615	18	37	55	1.9	23	0	51	46	0	29	95	3.3	
11 Fambro, Quortni	10	0	48	4.8	12	26	.462	3	10	.300	1	1	1.000	2	4	6	0.6	6	0	3	5	1	6	28	2.8	
23 Edwards-Teasley, S.	33	0	495	15.0	33	85	.388	2	20	.100	24	42	.571	58	79	137	4.2	47	0	13	40	4	14	92	2.8	
05 Dixon, Jenna	15	0	84	5.6	10	23	.435	6	16	.375	4	8	.500	2	9	11	0.7	5	0	5	6	0	3	30	2.0	
10 Schrock, Katie	5	0	31	6.2	2	7	.286	0	3	.000	0	2	.000	0	3	3	0.6	1	0	3	2	1	0	4	0.8	
TEAM.....																										
Total.....	33				799	1897	.421	182	624	.292	361	536	.674	363	939	1302	39.5	454	9	451	519	183	309	2141	64.9	
Opponents.....	33				698	1997	.350	186	580	.321	331	503	.658	448	818	1266	38.4	500	-	412	542	79	244	1913	58.0	

SCORE BY PERIODS:	1st	2nd	OT	OT2	Total
Oregon State	998	1124	16	3	2141
Opponents	905	979	19	10	1913

2011-12 PAC-12 CONFERENCE STATISTICS

No. Player	GP	GS	Min	Avg	TOTAL			3-PTS			FT	FTA	Pct	REBOUNDS				PF	FO	A	TO	Blk	Stl	Pts	Avg	
					FG	FGA	Pct	3FG	FGA	Pct				Off	Def	Tot	Avg									
14 Gibson, Ali	18	18	638	35.4	79	189	.418	35	86	.407	22	28	.786	21	56	77	4.3	32	0	32	40	7	28	215	11.9	
15 Marchbanks, E.	18	18	573	31.8	63	177	.356	6	32	.188	62	74	.838	28	105	133	7.4	48	1	66	61	3	50	194	10.8	
22 Indendi, Sage	18	18	616	34.2	73	190	.384	31	94	.330	12	18	.667	7	51	58	3.2	24	1	38	54	3	20	189	10.5	
24 Martin, Alyssa	18	18	604	33.6	52	150	.347	23	73	.315	23	33	.697	5	70	75	4.2	15	0	39	39	5	17	150	8.3	
20 Bright, Patricia	18	18	430	23.9	54	105	.514	0	0	.000	37	54	.685	22	65	87	4.8	60	2	5	28	61	6	145	8.1	
04 Pinto, Thais	18	0	222	12.3	33	52	.635	0	0	.000	10	23	.435	23	35	58	3.2	21	1	3	12	8	1	76	4.2	
11 Fambro, Quortni	2	0	10	5.0	3	9	.333	1	4	.250	0	0	.000	1	2	3	1.5	0	0	0	1	0	0	7	3.5	
30 Schwegler, Mollee	13	0	135	10.4	13	41	.317	7	27	.259	7	8	.875	0	11	11	0.8	3	0	8	8	0	4	40	3.1	
23 Edwards-Teasley, S.	18	0	278	15.4	14	38	.368	1	13	.077	9	21	.429	28	36	64	3.6	29	0	5	10	1	10	38	2.1	
02 Bostick, Alexis	15	0	187	12.5	11	38	.289	1	9	.111	7	10	.700	10	13	23	1.5	7	0	16	21	0	8	30	2.0	
05 Dixon, Jenna	5	0	7	1.4	0	2	.000	0	2	.000	0	0	.000	1	0	1	0.2	0	0	0	0	0	0	0	0.0	
TEAM.....																										
Total.....	18				395	991	.399	105	340	.309	189	269	.703	176	481	657	36.5	240	5	212	279	88	144	1084	60.2	
Opponents.....	18				400	1093	.366	103	310	.332	194	293	.662	260	451	711	39.5	257	-	237	259	44	138	1097	60.9	

SCORE BY PERIODS:	1st	2nd	OT	OT2	Total
Oregon State	502	563	16	3	1084
Opponents	513	555	19	10	1097

2011-12 MISCELLANEOUS STATISTICS

OREGON STATE'S RECORD WHEN...

Scoring First.....	13-4
Opponent Scores First.....	7-9
Leading at Halftime	15-5
Trailing at Halftime	4-7
Tied at Halftime.....	1-1
Leading with 5 Minutes to Play.....	17-1
Tied with 5 Minutes to Play	1-2
Trailing with 5 Minutes to Play.....	2-10
Game Decided by 1-5 Points	4-1
Game Decided by 6-9 Points	2-8
Game Decided by 10+ Points.....	14-4
Scoring 100 or More Points	0-0
Scoring 90-99 Points.....	2-0
Scoring 80-89 Points.....	3-0
Scoring 70-79 Points.....	3-0
Scoring 60-69 Points.....	9-4
Scoring 50-59 Points.....	3-7
Scoring 49 or Fewer Points.....	0-2
Opp. Scoring 100 or More Points.....	0-0
Opp. Scoring 90-99 Points	0-0
Opp. Scoring 80-89 Points	0-1
Opp. Scoring 70-79 Points	1-3
Opp. Scoring 60-69 Points	5-7
Opp. Scoring 50-59 Points	6-2
Opp. 49 or Fewer Points.....	8-0
50%-plus FG Pct.....	7-0
40-49% FG Pct.....	7-4
39.9%-minus FG Pct	6-9
Opp. 50%-plus FG Pct.....	0-0
Opp. 40-49% FG Pct.....	2-5
Opp. 39.9%-minus FG Pct.....	18-8

Better FG% than Opponent.....	18-4
FG% is Equal.....	0-1
Opponent Has Better FG%.....	2-8
80%-plus FT Pct.....	4-3
70-79% FT Pct.....	4-2
69%-minus FT Pct.....	12-8
Better FT% than Opponent	12-6
FT% is Equal.....	0-0
Opponent Has Better FT%.....	8-7
Outrebounding Opponent.....	15-2
Rebounds are Equal.....	2-0
Outrebounded by Opponent	3-11
Fewer Turnovers than Opponent.....	11-4
Turnovers are Equal.....	1-1
More Turnovers than Opponent.....	8-8
Five Beavers in Double-Figures.....	3-0
Four Beavers in Double-Figures.....	3-0
Three Beavers in Double-Figures.....	8-7
Two Beavers in Double-Figures.....	6-4
One Beaver in Double-Figures.....	0-2
Oregon State Bench Scores More.....	13-3
Bench Scoring is Equal	1-2
Opponent Bench Scores More.....	6-8
Biggest Deficit in Win.....	13 at Pepperdine (12/10/11)
Biggest Lead in Loss.....	11 at Utah (3/1/12)

OREGON STATE BY THE NUMBERS

DOUBLE-DOUBLES	2011-12	CAREER
Earlysia Marchbanks	8	9
Patricia Bright	2	2
ShaKiana Edwards-Teasley	1	1

DOUBLE-FIGURE POINTS	2011-12	CAREER
Earlysia Marchbanks	23	34
Sage Indendi	16	33
Alyssa Martin	11	31
Ali Gibson	21	21
Patricia Bright	13	13
Thais Pinto	6	6
Alexis Bostick	1	1
Jenna Dixon	1	1
ShaKiana Edwards-Teasley	1	1
Mollee Schwegler	1	1

20-PLUS POINTS GAMES	2011-12	CAREER
Ali Gibson	3	3
Earlysia Marchbanks	3	3
Patricia Bright	1	1

DOUBLE-FIGURE REBOUNDS	2011-12	CAREER
Earlysia Marchbanks	10	12
Patricia Bright	2	2
ShaKiana Edwards-Teasley	2	2

OREGON STATE SUPERLATIVES

Points	23, Patricia Bright vs. Cal State Northridge
	23, Ali Gibson vs. Oregon
Field Goals Made	10, E. Marchbanks vs. Montana State
Field Goal Att.	21, Ali Gibson vs. Washington State
3-Point FG Made	5, Ali Gibson vs. Oregon
	5, Ali Gibson vs. Montana State
3-Point FG Att.	12, Ali Gibson vs. Washington State
	12, Ali Gibson vs. Oregon
Free Throws Made	13, Earlysia Marchbanks at Oregon
	9, Alexis Bostick vs. Southern Utah
Free Throw Att.....	15, Earlysia Marchbanks at Oregon
	12, Patricia Bright vs. Cal State Northridge
Rebounds.....	15, Earlysia Marchbanks vs. St. Mary's
Assists	8, Earlysia Marchbanks at Eastern Washington
Steals	8, Earlysia Marchbanks at Colorado
Blocked Shots.....	9, Patricia Bright at Pepperdine
Minutes	44, Ali Gibson vs. Washington State
	44, Alyssa Martin vs. Washington State

2011-12 MISCELLANEOUS STATISTICS

OREGON STATE HIGHS/LOWS

Most Points	96 vs. Western Oregon (11/11/11)
Fewest Points	45 vs. Stanford (2/16/12)
Most 1st Half Points	46 vs. Southern Utah (11/20/11)
Fewest 1st Half Points	16 vs. Stanford (2/16/12)
Most 2nd Half Points	55 vs. Western Oregon (11/11/11)
Fewest 2nd Half Points	18 at USC (1/21/12)
Best FG Pct.	56.3% (36-64) vs. Western Oregon (11/11/11)
Worst FG Pct.	31.7% (19-60) vs. North Texas (12/2/11) and (20-63) vs. St. Mary's (3/17/12)
Most 3-Pt. FGs Made	10 vs. Oregon (1/28/12) and at Utah (3/1/12)
Most 3-Pt. FGs Attempted	32 vs. Oregon (1/28/12)
Best 3-Pt. FG Pct. (min. five attempts)	60.0% (3-5) vs. Utah (2/4/12)
Worst 3-Pt. FG Pct.	0.42% (1-24) at Washington State (2/9/12)
Most Free Throws Made	26 at Oregon (2/25/12)
Most Free Throws Attempted	34 vs. Southern Utah (11/20/11)
Best Free Throw Pct. (min. five attempts)	92.9% (26-28) at Oregon (2/25/12)
Worst Free Throw Pct.	42.9% (3-7) vs. Corban (12/16/11) and (6-14) at USC (1/21/12)
Most Rebounds	55 vs. Cal State Northridge (11/17/11)
Fewest Rebounds	22 vs. St. Mary's (12/19/11)
Best Rebound Margin	+31 vs. Western Oregon (11/11/11)
Worst Rebound Margin	-24 vs. St. Mary's (12/19/11)
Most Assists	30 at CSU Bakersfield (12/13/11)
Fewest Assists	6 at California (1/5/12)
Most Turnovers	21 vs. California (2/18/12)
Fewest Turnovers	9 vs. Montana State (11/13/11)
Best Turnover Margin	+18 vs. Southern Utah (11/20/11)
Worst Turnover Margin	-11 at Pepperdine (12/10/11)
Most Blocked Shots	13 vs. Arizona (1/14/12)
Most Steals	22 vs. Southern Utah (11/20/11)

OPPONENT HIGHS/LOWS

Most Points	81 by St. Mary's (12/19/11)
Fewest Points	32 by Western Oregon (11/11/11)
Most 1st Half Pts	41 by St. Mary's (12/19/11)
Fewest 1st Half Pts	13 by Corban (12/16/11)
Most 2nd Half Pts	43 by California (2/18/12)
Fewest 2nd Half Pts	13 by Western Oregon (11/11/11) and Washington State (2/9/12)
Best FG Pct.	47.5% (29-61) by Stanford (2/16/12)
Worst FG Pct.	19.6% (10-51) by Western Oregon (11/11/11)
Most 3-Pt. FGs Made	14 by St. Mary's (12/19/11)
Most 3-Pt. FGs Attempted	34 by Oregon (2/25/12)
Most FTs Made	24 by California (2/18/12)
Most FTs Attempted	33 by California (2/18/12)
Most Rebounds	49 by California (1/5/12) and St. Mary's (3/17/12)
Fewest Rebounds	21 by Western Oregon (11/11/11)
Most Assists	22 by Stanford (2/16/12)
Fewest Assists	6 by Washington (3/20/12)
Most Turnovers	34 by Southern Utah (11/20/11)
Fewest Turnovers	7 by Pepperdine (12/10/11) and Stanford (2/16/12)
Most Blocked Shots	4 by seven opponents
Most Steals	14 by Oregon (2/25/12)

THE LAST TIME OREGON STATE...

BEAT A TOP 25 TEAM:

12/16/2004 vs. No. 19 Utah (71-62)

BEAT A TOP 15 TEAM:

11/24/1995 vs. No. 13 North Carolina State (63-59)

BEAT A TOP 5 TEAM:

2/6/1992 vs. No. 3 Stanford (75-69)

BEAT A TOP 25 TEAM ON THE ROAD:

1/5/1995 at No. 21 USC (69-56)

SCORED 100+ POINTS:

11/16/2008 vs. Sacramento State (100)

ALLOWED 100+ POINTS:

1/8/1999 at UCLA (105)

SCORED FEWER THAN 50 POINTS:

3/20/2012 vs. Washington (49)

ALLOWED FEWER THAN 50 POINTS:

3/17/2012 vs. St. Mary's (41)

SHOT 60+ PERCENT:

12/13/05 vs. Portland State (.610)

OPPONENT SHOT 60+ PERCENT:

2/20/10 at Stanford (.673)

SHOT LESS THAN 30 PERCENT:

2/24/2011 at Stanford (.232)

OPPONENT SHOT LESS THAN 30 PERCENT:

3/17/2012 vs. St. Mary's (.234)

FIVE BEAVERS IN DOUBLE-FIGURES:

2/11/12 vs. Washington
(Earlysia Marchbanks 15, Mollee Schwegler 15,
Alyssa Martin 13, Patricia Bright 12 and Ali Gibson 12)

THREE PLAYERS WITH 20+ POINTS:

12/15/2008 vs. UNLV
(Alex Mitchell 23, Brittney Davis 22 and Talisa Rhea 20)

TWO PLAYERS WITH 20+ POINTS:

11/13/2011 vs. Montana State,
(Ali Gibson 21 and Earlysia Marchbanks 21)

PLAYER SCORED 50+ POINTS:

2/7/80, Carol Menken vs. Alaska-Anch. (51)

PLAYER SCORED 40+ POINTS:

11/16/08, Talisa Rhea vs. Sacramento State (42)

PLAYER SCORED 30+ POINTS:

1/9/10, Talisa Rhea vs. Oregon (30)

PLAYER MADE 5+ THREE-POINTERS:

1/28/2012, Ali Gibson vs. Oregon (5)

PLAYER HAD 10+ ASSISTS:

2/2/2008, Mercedes Fox-Griffin at Arizona (10)

THREE PLAYERS WITH 10+ REBOUNDS:

12/12/1999 vs. Wisconsin-Milwaukee
(Reda Petraitis 17, Sissel Pierce 15 and F. Ragland 12)

PLAYER HAD 15+ REBOUNDS:

3/17/12, Earlysia Marchbanks vs. St. Mary's (15)

PLAYER HAD 5+ BLOCKED SHOTS:

3/20/2012, Patricia Bright vs. Washington (7)

PLAYER HAD 5+ STEALS:

3/3/12, Earlysia Marchbanks at Colorado (8)

PLAYER HAD A DOUBLE-DOUBLE:

3/20/12, E. Marchbanks vs. Washington (20 pts, 12 reb)

TWO PLAYERS HAD A DOUBLE-DOUBLE:

2/6/2010, Haiden Palmer (25 pts, 11 reb)
and Kirsten Tilleman (10 pts, 13 reb) at Oregon

PLAYER HAD A TRIPLE-DOUBLE:

2/11/1984, Lisa Channel vs. California
(16 pts, 10 reb, 10 ast)

2011-12 BOX SCORES

Official Basketball Box Score -- Game Totals -- Final Statistics
Western Oregon vs Oregon State
11/11/11 12:00 p.m. at Corvallis, Ore. (Gill Coliseum)

Western Oregon 32 • 0-1

#	Player	Total		3-Ptr		Rebounds			PF	TP	A	TO	Blk	Stl	Min
		FG-FGA	FT-FTA	FG-FGA	FT-FTA	Off	Def	Tot							
15	Peterson,Rylee	f	3-12	0-3	5-6	1	3	4	4	11	2	8	2	1	28
21	Fowler,Melissa	f	1-3	0-1	0-0	0	2	2	4	2	1	0	0	0	16
01	Clifford,Lorrie	g	1-5	1-2	1-2	0	1	1	3	4	1	1	0	0	30
24	Topalovic,Dijana	g	0-6	0-5	0-0	0	0	0	2	0	0	0	0	0	14
33	Haas,Jade	g	0-3	0-0	0-0	0	2	2	0	0	1	3	0	0	17
03	Miller,Elise	g	0-2	0-1	0-0	0	0	0	2	0	0	1	0	1	7
10	Jasinski,Jacqee	g	1-3	1-3	2-2	0	0	0	1	5	0	2	0	0	18
12	Goularte,Dana	g	2-7	0-0	2-2	1	4	5	2	6	1	3	1	0	25
22	Whitsett,Hannah	g	0-4	0-3	0-0	1	1	2	1	0	0	0	0	1	11
23	Reade,Amber	g	1-4	0-0	0-0	0	1	1	2	2	1	4	0	1	23
42	Titus,Angie	g	1-2	0-0	0-0	1	0	1	2	0	5	0	0	1	11
	Team					1	2	3							
	Totals		10-51	2-18	10-12	5	16	21	22	32	7	28	3	6	200

FG % 1st Half: 4-24 16.7% 2nd half: 6-27 22.2% Game: 10-51 19.6%
 3FG % 1st Half: 1-11 9.1% 2nd half: 1-7 14.3% Game: 2-18 11.1%
 FT % 1st Half: 10-12 83.3% 2nd half: 0-0 0.0% Game: 10-12 83.3%

Deadball Rebounds: 2

Oregon State 96 • 1-0

#	Player	Total		3-Ptr		Rebounds			PF	TP	A	TO	Blk	Stl	Min
		FG-FGA	FT-FTA	FG-FGA	FT-FTA	Off	Def	Tot							
15	Marchbanks, Earlysia	f	4-8	2-2	5-7	1	4	5	2	15	6	3	1	3	23
20	Bright, Patricia	c	5-5	0-0	1	3	4	4	10	0	2	1	0	1	15
14	Gibson, Ali	g	5-9	1-3	1-1	3	2	5	2	12	3	1	0	4	25
22	Indendi, Sage	g	0-4	0-3	0-0	0	3	3	1	0	2	2	0	2	26
24	Martin, Alyssa	g	3-10	0-2	1-2	0	3	3	2	7	1	1	0	3	22
02	Bostick, Alexis	g	4-5	0-1	5-8	1	1	2	13	5	2	0	2	21	
04	Pinto, Thais	g	4-5	0-0	1-2	1	2	3	2	9	0	1	1	2	13
05	Dixon, Jenna	g	3-4	1-1	1-2	0	5	5	0	8	1	3	0	0	17
10	Schrock, Katie	g	1-3	0-1	0-2	0	2	2	0	2	0	0	0	0	9
11	Fambro, Quortni	g	3-3	1-1	1-1	0	0	0	0	8	0	0	1	3	6
23	Edwards-Teasley, Sha	g	4-8	0-1	4-4	5	6	11	2	12	0	4	0	1	23
	Team					3	6	9							
	Totals		36-64	5-15	19-29	15	37	52	16	96	20	19	4	20	200

FG % 1st Half: 16-30 53.3% 2nd half: 20-34 58.8% Game: 36-64 56.3%
 3FG % 1st Half: 2-7 28.6% 2nd half: 3-8 37.5% Game: 5-15 33.3%
 FT % 1st Half: 7-11 63.6% 2nd half: 12-18 66.7% Game: 19-29 65.5%

Deadball Rebounds: 6

Officials: Chuck Gonzalez, Shelley Russi, Bart Baldwin
 Technical fouls: Western Oregon-None. Oregon State-None.
 Attendance: 1423

Score by periods	1st	2nd	Total
Western Oregon	19	13	32
Oregon State	41	55	96

In Points: WOUWB 19, OSU 62
 Off Point: WOUWB 10, OSU 42
 2nd T/O: WOUWB 4, OSU 16
 Fast Chance: WOUWB 20, OSU 20
 Break: WOUWB 15, OSU 52
 Bench: WOUWB 15, OSU 52

Score tied - 0 times.
 Lead changed - 2 times.

Official Basketball Box Score -- Game Totals -- Final Statistics
Cal State Northridge vs Oregon State
11/17/11 7:00 p.m. at Corvallis, Ore. (Gill Coliseum)

Cal State Northridge 63 • 2-1

#	Player	Total		3-Ptr		Rebounds			PF	TP	A	TO	Blk	Stl	Min
		FG-FGA	FT-FTA	FG-FGA	FT-FTA	Off	Def	Tot							
23	Alama, Violet	f	2-12	0-0	5-6	4	5	9	1	9	2	2	0	0	23
04	Erving, Jasmine	c	5-11	0-0	0	5	5	3	10	0	0	1	1	19	
05	Guay, Ashlee	g	3-9	0-2	0-1	0	2	2	3	6	8	5	0	6	35
10	Sharpe, Janae	g	2-8	0-2	2-4	0	5	5	1	6	2	4	0	0	28
13	Petersen, Kaitlyn	g	2-9	1-4	2-3	1	3	4	3	7	1	7	0	2	29
02	White, Haley	g	0-2	0-0	0-0	1	1	2	1	0	0	0	0	0	11
04	Mahlknecht, Camille	g	7-11	0-0	0-2	3	3	6	3	14	1	1	2	0	20
21	Jackson, Jianni	g	3-6	0-0	0-1	0	0	0	2	6	1	0	0	0	15
22	Friess, Randi	g	2-4	1-2	0-0	0	0	0	1	5	1	0	0	0	20
	Team					5	5	10							
	Totals		26-72	2-10	9-17	14	29	43	18	63	15	20	3	9	200

FG % 1st Half: 15-38 39.5% 2nd half: 11-34 32.4% Game: 26-72 36.1%
 3FG % 1st Half: 2-5 40.0% 2nd half: 0-5 0.0% Game: 2-10 20.0%
 FT % 1st Half: 2-6 33.3% 2nd half: 7-11 63.6% Game: 9-17 52.9%

Deadball Rebounds: 1

Oregon State 83 • 3-0

#	Player	Total		3-Ptr		Rebounds			PF	TP	A	TO	Blk	Stl	Min
		FG-FGA	FT-FTA	FG-FGA	FT-FTA	Off	Def	Tot							
15	Marchbanks, Earlysia	f	6-11	1-3	2-4	0	3	3	2	15	7	5	0	1	28
20	Bright, Patricia	c	8-9	0-0	7-12	2	6	8	3	23	0	1	4	0	24
14	Gibson, Ali	g	5-10	1-4	1-1	0	2	2	12	5	0	0	4	26	
22	Indendi, Sage	g	1-3	1-3	1-2	3	5	8	3	4	1	1	2	1	30
24	Martin, Alyssa	g	5-15	2-7	1-2	0	6	6	0	13	3	5	0	2	33
02	Bostick, Alexis	g	0-1	0-1	2-2	0	0	0	1	2	1	1	0	2	8
04	Pinto, Thais	g	2-5	0-0	1-4	4	5	9	2	5	0	1	2	0	15
05	Dixon, Jenna	g	0-3	0-3	0-0	0	0	0	1	0	0	0	0	0	4
10	Schrock, Katie	g	0-1	0-1	0-0	0	0	0	0	0	0	0	0	0	2
11	Fambro, Quortni	g	0-1	0-0	0-0	0	0	0	1	0	0	0	0	0	3
23	Edwards-Teasley, Sha	g	1-5	0-0	2-2	2	6	8	2	4	0	3	0	0	14
30	Schwiegler, Mollee	g	2-3	1-2	0-0	1	1	2	0	5	0	0	0	1	13
	Team					4	5	9							
	Totals		30-67	6-24	17-29	16	39	55	17	83	17	17	8	11	200

FG % 1st Half: 15-34 44.1% 2nd half: 15-33 45.5% Game: 30-67 44.8%
 3FG % 1st Half: 2-10 20.0% 2nd half: 4-14 28.6% Game: 6-24 25.0%
 FT % 1st Half: 6-15 40.0% 2nd half: 11-14 78.6% Game: 17-29 58.6%

Deadball Rebounds: 4

Officials: Robert Scofield, Michol Murray, Paul Patterson
 Technical fouls: Cal State Northridge-None. Oregon State-None.
 Attendance: 809

Score by periods	1st	2nd	Total
Cal State Northridge	34	29	63
Oregon State	38	45	83

In Points: CSUN 36, OSU 42
 Off Point: CSUN 15, OSU 17
 2nd T/O: CSUN 7, OSU 12
 Fast Chance: CSUN 10, OSU 16
 Break: CSUN 25, OSU 16

Score tied - 2 times.
 Lead changed - 3 times.

Official Basketball Box Score -- Game Totals -- Final Statistics
Montana State vs Oregon State
11/13/11 2:00 p.m. at Corvallis, Ore. (Gill Coliseum)

Montana State 53 • 1-1

#	Player	Total		3-Ptr		Rebounds			PF	TP	A	TO	Blk	Stl	Min
		FG-FGA	FT-FTA	FG-FGA	FT-FTA	Off	Def	Tot							
23	ALBERT, Ashley	f	4-11	2-7	0-0	1	7	8	1	10	1	5	1	0	32
32	SEMANSKY, Rachel	f	5-13	0-1	2-2	1	5	6	2	12	1	1	0	1	34
43	BANIS, Chelsea	c	2-14	0-0	0-0	3	3	6	1	4	1	1	0	0	35
10	BUSSEY, Katie	g	3-10	3-7	2-2	0	0	0	0	11	2	5	0	0	28
34	ADAMS, Latisha	g	3-6	0-3	0-0	0	5	5	2	6	2	2	0	0	31
00	COLE, Ausha	g	0-1	0-1	0-2	0	1	1	2	0	1	0	0	1	13
03	DURHAM, Kalli	g	4-7	2-4	0-0	1	1	2	0	10	1	1	0	1	12
12	ALLEN, Emily	g	0-0	0-0	0-0	0	0	0	0	0	0	0	0	0	3
14	ELLIOTT, Kayla	g	0-0	0-0	0-0	0	0	0	0	0	0	0	0	0	1
15	ELLIOTT, Jackie	g	0-3	0-0	0-0	2	3	5	2	0	1	2	0	0	11
24	BROWN, Symone	g	0-0	0-0	0-0	0	0	0	0	0	0	1	0	0	0
	Team					3	3	6							
	Totals		21-65	7-23	4-6	11	28	39	10	53	10	18	1	3	200

FG % 1st Half: 9-31 29.0% 2nd half: 12-34 35.3% Game: 21-65 32.3%
 3FG % 1st Half: 4-11 36.4% 2nd half: 3-12 25.0% Game: 7-23 30.4%
 FT % 1st Half: 2-2 100.0 2nd half: 2-4 50.0% Game: 4-6 66.7%

Deadball Rebounds: 1

Oregon State 83 • 2-0

#	Player	Total		3-Ptr		Rebounds			PF	TP	A	TO	Blk	Stl	Min
		FG-FGA	FT-FTA	FG-FGA	FT-FTA	Off	Def	Tot							
15	Marchbanks, Earlysia	f	10-18	1-1	0-0	1	7	8	2	21	2	2	0	1	27
20	Bright, Patricia	c	2-5	0-0	2-4	4	1	5	4	6	1	3	0	1	14
14	Gibson, Ali	g	7-11	5-8	2-2	1	2	3	0	21	3	0	0	4	30
22	Indendi, Sage	g	0-6	0-6	0-0	0	4	4	0	0	5	0	0	2	22
24	Martin, Alyssa	g	8-13	0-4	0-0	0	6	6	1	16	5	0	0	3	32
02	Bostick, Alexis	g	2-3	1-1	0-2	1	0	1	0	5	1	0	0	2	9
04	Pinto, Thais	g	2-4	0-0	0-0	0	2	2	3	4	0	1	2	1	19
05	Dixon, Jenna	g	0-1	0-1	0-0	0	2	2	0	0	0	1	0	0	10
10	Schrock, Katie	g	0-0	0-0	0-0	0	0	0	0	0	0	0	0	0	3
11	Fambro, Quortni	g	2-2	0-0	0-0	0	0	0	0	4	0	0	0	0	4
23	Edwards-Teasley, Sha	g	1-3	0-0	0-0	0	2	2	0	2	1	2	0	0	16
30	Schwiegler, Mollee	g	1-3	1-2	1-2	0	2	2	0	4	1	0	0	0	14
	Team					2	6	8							
	Totals		35-69	8-23	5-10	9	34	43	10	83	20	9	2	14	200

FG % 1st Half: 17-36 47.2% 2nd half: 18-33 54.5% Game: 35-69 50.7%
 3FG % 1st Half: 4-15 26.7% 2nd half: 4-8 50.0% Game: 8-23 34.8%
 FT % 1st Half: 2-4 50.0% 2nd half: 3-6 50.0% Game: 5-10 50.0%

Deadball Rebounds: 2

Officials: Brenda Pantoja, Darren Krzesnik, Richard Waters
 Technical fouls: Montana State-None. Oregon State-None.
 Attendance: 807

Score by periods	1st	2nd	Total
Montana State	24	29	53
Oregon State	40	43	83

In Points: MSU 20, OSU 40
 Off Point: MSU 20, OSU 23
 2nd T/O: MSU 11, OSU 7
 Fast Chance: MSU 3, OSU 19
 Break: MSU 10, OSU 10

Score tied - 1 time.
 Lead changed - 1 time.

Official Basketball Box Score -- Game Totals -- Final Statistics
Southern Utah vs Oregon State
11/20/11

Official Basketball Box Score -- Game Totals -- Final Statistics
Oregon State vs Eastern Washington
11/22/11 6:05 p.m. at Cheney, Wash. (Reese Court)

Oregon State 74 • 5-0		Total		3-Ptr		Rebounds		PF		TP		A TO Blk Stl		Min	
#	Player	FG-FGA	FG-FGA	FT-FTA	Off	Def	Tot	PF	TP	A	TO	Blk	Stl	Min	
15	Marchbanks, Earlysia	f	4-12	0-2	1-3	2	5	7	3	9	8	1	1	0	29
20	Bright, Patricia	f	7-9	0-0	0-0	3	4	7	4	14	0	2	5	0	17
14	Gibson, Ali	g	8-12	3-6	2-4	2	4	6	2	21	3	4	0	1	34
22	Indendi, Sage	g	1-8	1-2	0-0	0	5	5	1	3	7	2	0	3	35
24	Martin, Alyssa	g	2-5	2-2	0-0	0	5	5	1	6	0	3	0	1	31
02	Bostick, Alexis	g	1-3	1-1	1-2	1	1	2	2	4	2	1	0	1	17
04	Pinto, Thais	g	5-6	0-0	3-5	3	4	7	3	13	0	1	1	0	21
05	Dixon, Jenna	g	0-0	0-0	0-0	0	0	0	0	0	0	0	0	0	3
23	Edwards-Teasley, Sha	g	1-2	0-0	2-2	2	0	2	1	4	0	3	1	1	13
Team						0	1	1							
Totals			29-57	7-13	9-16	13	29	42	17	74	20	17	8	7	200

FG % 1st Half: 15-26 57.7% 2nd half: 14-31 45.2% Game: 29-57 50.9%
 3FG % 1st Half: 5-7 71.4% 2nd half: 2-6 33.3% Game: 7-13 53.8%
 FT % 1st Half: 3-6 50.0% 2nd half: 6-10 60.0% Game: 9-16 56.3%

Eastern Washington 60 • 2-2

Eastern Washington 60 • 2-2		Total		3-Ptr		Rebounds		PF		TP		A TO Blk Stl		Min	
#	Player	FG-FGA	FG-FGA	FT-FTA	Off	Def	Tot	PF	TP	A	TO	Blk	Stl	Min	
20	RYAN, Brianne	f	8-15	3-7	3-4	3	3	6	1	22	1	2	0	1	38
42	WILLIAMS, Melissa	f	2-9	0-0	0-2	0	1	1	3	4	0	1	0	0	20
21	OJEDA, Carrie	g	1-8	0-0	1-2	1	1	2	3	3	0	2	3	24	
05	COOPER, Chene	c	5-12	1-5	0-0	1	3	4	3	11	9	1	0	2	34
32	ASHENFELTER, Aubrey	g	3-6	1-3	0-1	1	4	5	2	7	2	1	1	2	26
04	HUERTA, Kylie	g	0-0	0-0	0-0	1	0	1	0	0	0	3	0	0	4
23	SCHOENING, Jordan	g	0-3	0-1	0-0	2	2	4	0	0	1	1	0	0	9
04	PAKOOTAS, Chenise	g	1-2	1-2	0-0	0	0	0	3	3	1	0	1	0	11
54	HUGHES, Laura	g	3-10	0-0	4-4	3	4	7	2	10	1	2	1	0	34
Team						4	1	5							
Totals			23-65	6-18	8-13	16	19	35	17	60	15	15	4	9	200

FG % 1st Half: 11-35 31.4% 2nd half: 12-30 40.0% Game: 23-65 35.4%
 3FG % 1st Half: 3-10 30.0% 2nd half: 3-7 37.5% Game: 6-18 33.3%
 FT % 1st Half: 4-4 100.0% 2nd half: 4-9 44.4% Game: 8-13 61.5%

Officials: Jim Murrell, Jeneane Pence, Karen Lasulik
 Technical fouls: Oregon State-Bright, Patricia. Eastern Washington-None.
 Attendance: 621

Score by periods	1st	2nd	Total	Points	In	Off	2nd	Fast	Bench
Oregon State	38	36	74	OSU	42	19	15	4	21
Eastern Washington	29	31	60	OSU	30	23	9	19	13

Last FG - OSU 2nd-01:10, EWU 2nd-00:06.
 Largest lead - OSU by 18 2nd-04:22, EWU None.
 Score tied - 1 time.
 Lead changed - 0 times.

Official Basketball Box Score -- Game Totals -- Final Statistics
North Texas vs Oregon State
12/02/11 5:00 p.m. at Houston, Texas (Tudor Fieldhouse)

North Texas 60 • 5-2		Total		3-Ptr		Rebounds		PF		TP		A TO Blk Stl		Min	
#	Player	FG-FGA	FG-FGA	FT-FTA	Off	Def	Tot	PF	TP	A	TO	Blk	Stl	Min	
24	Godbolt, Jasmine	f	7-19	0-0	1-5	4	3	7	1	15	3	3	0	0	34
04	McCoy, Laura	f	1-5	1-5	4-5	0	2	2	3	7	2	1	0	0	26
05	Hudson, Brittney	g	5-9	2-3	4-4	0	5	5	3	16	5	4	0	2	37
32	Nelson, Desiree	g	2-2	1-1	0-0	0	1	1	1	5	0	3	0	1	13
34	Torru, Tamara	g	2-7	1-2	0-0	1	7	8	4	5	2	3	0	2	30
01	Evans, Ash'Lynne	g	0-1	0-0	0-0	1	1	2	0	0	0	1	0	0	14
02	Blakely, Braylah	g	3-8	0-0	0-3	1	2	3	1	6	0	2	1	0	19
03	Hankins, Alyssa	g	1-4	0-2	0-0	1	5	6	3	2	2	0	0	0	15
23	Foreman, Kasondra	g	0-0	0-0	0-0	0	0	0	0	0	0	0	0	0	2
30	Stanley, Sara	g	2-2	0-0	0-1	0	2	2	3	4	1	0	0	0	10
Team						3	3	6							
Totals			23-57	5-13	9-18	11	31	42	19	60	15	18	1	5	200

FG % 1st Half: 12-28 42.9% 2nd half: 11-29 37.9% Game: 23-57 40.4%
 3FG % 1st Half: 3-8 37.5% 2nd half: 2-5 40.0% Game: 5-13 38.5%
 FT % 1st Half: 5-8 62.5% 2nd half: 4-10 40.0% Game: 9-18 50.0%

Oregon State 53 • 5-1

Oregon State 53 • 5-1		Total		3-Ptr		Rebounds		PF		TP		A TO Blk Stl		Min	
#	Player	FG-FGA	FG-FGA	FT-FTA	Off	Def	Tot	PF	TP	A	TO	Blk	Stl	Min	
20	Bright, Patricia	f	1-3	0-0	0-0	1	0	1	5	2	0	3	2	0	10
14	Gibson, Ali	g	2-11	0-5	4-8	4	5	9	4	8	2	4	1	3	34
15	Marchbanks, Earlysia	g	6-16	2-4	5-8	3	7	10	4	19	2	1	1	3	34
22	Indendi, Sage	g	2-11	2-9	0-0	0	2	2	1	6	2	3	0	1	35
24	Martin, Alyssa	g	3-10	0-6	0-0	1	2	3	1	6	0	0	1	0	35
02	Bostick, Alexis	g	2-5	0-1	2-5	1	2	3	1	6	2	1	0	1	16
04	Pinto, Thais	g	3-3	0-0	0-0	3	5	8	4	6	0	2	1	0	21
23	Edwards-Teasley, Sha	g	0-1	0-1	0-0	0	4	4	0	0	0	3	0	0	15
Team						2	3	5							
Totals			19-60	4-26	11-21	15	30	45	20	53	8	17	6	8	200

FG % 1st Half: 9-28 32.1% 2nd half: 10-32 31.3% Game: 19-60 31.7%
 3FG % 1st Half: 3-12 25.0% 2nd half: 1-14 7.1% Game: 4-26 15.4%
 FT % 1st Half: 3-6 50.0% 2nd half: 8-15 53.3% Game: 11-21 52.4%

Officials: Laurie Porter, Esrael Silva, Daisy Lane
 Technical fouls: North Texas-None. Oregon State-None.
 Attendance: 403

Score by periods	1st	2nd	Total	Points	In	Off	2nd	Fast	Bench
North Texas	32	28	60	NT	26	16	11	4	12
Oregon State	24	29	53	OSU	30	20	7	2	12

Last FG - NT 2nd-02:20, OSU 2nd-02:01.
 Largest lead - NT by 13 2nd-05:02, OSU by 5 1st-13:48.
 Score tied - 3 times.
 Lead changed - 5 times.

Official Basketball Box Score -- Game Totals -- Final Statistics
Oregon State vs Rice Owls
12/03/11 5:00 p.m. at Houston, Texas (Tudor Fieldhouse)

Oregon State 63 • 6-1		Total		3-Ptr		Rebounds		PF		TP		A TO Blk Stl		Min	
#	Player	FG-FGA	FG-FGA	FT-FTA	Off	Def	Tot	PF	TP	A	TO	Blk	Stl	Min	
20	Bright, Patricia	f	1-6	0-0	1-2	1	3	4	2	3	0	0	3	0	18
14	Gibson, Ali	g	4-8	2-4	4-4	0	2	2	0	14	2	1	1	24	
15	Marchbanks, Earlysia	g	6-20	1-4	1-2	3	7	10	0	14	4	1	0	30	
22	Indendi, Sage	g	4-9	1-4	1-3	1	4	5	4	10	1	4	0	34	
24	Martin, Alyssa	g	1-5	0-1	0-0	1	4	5	1	2	3	0	0	3	28
02	Bostick, Alexis	g	2-6	1-1	1-3	0	3	3	1	6	3	5	0	1	23
04	Pinto, Thais	g	3-5	0-0	0-0	1	5	6	3	6	0	0	0	0	18
05	Dixon, Jenna	g	2-2	2-2	0-0	0	0	0	1	6	0	1	0	0	7
23	Edwards-Teasley, Sha	g	0-3	0-0	2-2	4	3	7	1	2	1	4	0	1	15
30	Schwiegler, Mollee	g	0-0	0-0	0-0	0	0	0	0	0	1	0	0	0	3
Team						5	1	6							
Totals			23-64	7-16	10-16	16	32	48	13	63	15	16	4	11	200

FG % 1st Half: 15-33 45.5% 2nd half: 8-31 25.8% Game: 23-64 35.9%
 3FG % 1st Half: 6-8 75.0% 2nd half: 1-8 12.5% Game: 7-16 43.8%
 FT % 1st Half: 1-2 50.0% 2nd half: 9-14 64.3% Game: 10-16 62.5%

Rice Owls 57 • 4-5

Rice Owls 57 • 4-5		Total		3-Ptr		Rebounds		PF		TP		A TO Blk Stl		Min	
#	Player	FG-FGA	FG-FGA	FT-FTA	Off	Def	Tot	PF	TP	A	TO	Blk	Stl	Min	
14	HYPOLITE, Brianna	f	9-17	3-7	2-5	2	4	6	1	23	1	2	3	2	40
31	PORTER, Christal	f	0-3	0-0	0-0	0	1	1	0	0	0	0	0	0	4
25	ASHFORD, Candace	c	5-18	0-1	3-4	1	9	10	3	13	3	3	1	0	38
01	SMART, D'Frantz	g	2-5	2-4	0-0	2	0	2	3	6	3	6	0	2	31
05	GOSWITZ, Jessica	g	1-3	1-3	0-0	2	3	5	3	3	1	2	0	0	22
04	McKINNEY, Amenemope	g	2-7	0-1	3-4	1	6	7	1	7	2	1	0	2	25
15	SHAFER, Megan	g	1-8	1-4	2-4	2	3	5	3	5	2	0	3	3	33
23	MOUSSA, Reem	g	0-0	0-0	0-0	0	0	0	0	0	0	0	0	0	2
42	TASKILA, Opal	g	0-2	0-0	0-0	1	0	1	0	0	0	1	0	0	5
Team						4									

Official Basketball Box Score -- Game Totals -- Final Statistics
Oregon State vs CSU Bakersfield
12/13/11 7:05 p.m. at Bakersfield, Calif. (Icardo Center)

Oregon State 85 • 8-1

##	Player	Total			3-Ptr			Rebounds			PF	TP	A	TO	Blk	Stl	Min
		FG	FGA	FT	FTA	FG	FGA	FT	FTA	Off							
14	Gibson, Ali	* 5-10	1-5	0-0	0	0	0	1	11	7	1	0	5	29			
15	Marchbanks, Earlysia	* 2-9	0-0	2-2	2	9	11	2	6	7	2	0	0	24			
20	Bright, Patricia	* 6-7	0-0	4-6	3	5	8	0	16	0	2	1	0	23			
22	Indendi, Sage	* 4-7	2-4	0-0	0	7	7	2	10	4	3	0	0	30			
24	Martin, Alyssa	* 6-14	3-9	0-0	0	5	5	0	15	2	1	1	1	29			
02	Bostick, Alexis	2-3	0-0	1-2	2	2	4	1	5	6	3	0	2	25			
04	Pinto, Thais	8-11	0-0	0-0	4	4	8	1	16	1	0	2	1	17			
05	Dixon, Jenna	0-0	0-0	0-0	0	0	0	0	0	0	0	0	0	4			
10	Schrock, Katie	1-1	0-0	0-0	0	0	0	0	2	0	0	0	0	1			
11	Fambro, Quortni	0-1	0-1	0-0	0	0	0	1	0	2	0	0	0	2			
23	Edwards-Teasley, Sha	2-4	0-0	0-0	1	1	2	3	4	1	1	1	0	16			
	Team				0	2	2										
	Totals	36-67	6-19	7-10	12	35	47	11	85	30	13	5	9	200			

FG % 1st Half: 19-30 63.3% 2nd half: 17-37 45.9% Game: 36-67 53.7%
 3FG % 1st Half: 4-9 44.4% 2nd half: 2-10 20.0% Game: 6-19 31.6%
 FT % 1st Half: 0-0 0.0% 2nd half: 7-10 70.0% Game: 7-10 70.0%

CSU Bakersfield 62 • 3-9

##	Player	Total			3-Ptr			Rebounds			PF	TP	A	TO	Blk	Stl	Min
		FG	FGA	FT	FTA	FG	FGA	FT	FTA	Off							
03	Williams, Amber	* 5-13	2-5	0-0	1	3	4	2	12	5	4	0	1	39			
04	Ford, Ciara	* 5-13	2-7	2-2	0	7	7	1	14	4	2	1	3	39			
21	Herman, Kristine	* 4-13	2-7	3-3	1	6	7	3	13	2	2	0	0	35			
24	McKenney, Madison	* 4-9	1-5	0-0	1	0	1	2	9	4	2	0	0	29			
31	Carter, Lauren	* 5-12	0-0	1-2	1	3	4	1	11	0	1	3	1	28			
11	Hinkens, Brooklynn	1-4	1-4	0-0	1	0	1	0	3	1	0	1	0	30			
	Team				1	3	4										
	Totals	24-64	8-28	6-7	6	22	28	9	62	16	13	4	6	200			

FG % 1st Half: 15-35 42.9% 2nd half: 9-29 31.0% Game: 24-64 37.5%
 3FG % 1st Half: 2-11 18.2% 2nd half: 6-17 35.3% Game: 8-28 28.6%
 FT % 1st Half: 1-1 100.0 2nd half: 5-6 83.3% Game: 6-7 85.7%

Officials: Melissa Banal-Hoyt, Kenneth Davis, Stan Gaviola
 Technical fouls: Oregon State-None. CSU Bakersfield-None.
 Attendance: 213

Score by periods	1st	2nd	Total
Oregon State	42	43	85
CSU Bakersfield	33	29	62

Last FG - OSU 2nd-00:35, CSUB 2nd-02:48.
 Largest lead - OSU by 25 2nd-00:35, CSUB None.
 Score tied - 0 times.
 Lead changed - 0 times.

Official Basketball Box Score -- Game Totals -- Final Statistics
Saint Mary's vs Oregon State
12/19/11 7:00 p.m. at Corvallis, Ore. (Gill Coliseum)

Saint Mary's 81 • 8-4

##	Player	Total			3-Ptr			Rebounds			PF	TP	A	TO	Blk	Stl	Min
		FG	FGA	FT	FTA	FG	FGA	FT	FTA	Off							
25	Rosenthal, Carli	f 1-5	0-0	1-2	6	4	10	5	3	4	5	0	0	19			
04	Mauldin, Danielle	f 3-8	0-0	2-2	2	11	13	4	8	1	1	1	0	29			
53	Nared, Jackie	g 8-13	6-8	4-4	2	7	3	26	2	5	0	2	35				
05	Carbone, Alex	g 5-9	2-2	0-2	1	2	3	1	12	6	2	0	1	37			
32	Smith, Jasmine	g 6-16	4-9	6-8	1	0	1	22	3	1	0	2	37				
11	Levesque, Alyssa	0-1	0-0	0-0	0	1	1	0	0	0	0	0	0	1			
12	Hendricksen, Hayley	0-0	0-0	2-2	0	0	0	0	2	0	1	0	0	3			
13	Arter, Amanda	1-2	1-1	0-0	1	0	1	3	0	0	0	0	0	11			
21	Greco, Mia	0-0	0-0	0-0	0	2	2	0	0	0	0	0	0	1			
23	Bailey, Andrea	1-1	0-0	0-0	3	1	4	2	2	0	2	0	0	13			
24	Hatten, Morgan	1-3	1-2	0-0	0	1	2	3	0	2	0	0	0	14			
	Team				2	1	3										
	Totals	26-58	14-22	15-20	18	28	46	19	81	16	20	1	5	200			

FG % 1st Half: 12-26 46.2% 2nd half: 14-32 43.8% Game: 26-58 44.8%
 3FG % 1st Half: 8-13 61.5% 2nd half: 6-9 66.7% Game: 14-22 63.6%
 FT % 1st Half: 9-12 75.0% 2nd half: 6-8 75.0% Game: 15-20 75.0%

Oregon State 61 • 9-2

##	Player	Total			3-Ptr			Rebounds			PF	TP	A	TO	Blk	Stl	Min
		FG	FGA	FT	FTA	FG	FGA	FT	FTA	Off							
15	Marchbanks, Earlysia	f 4-11	0-2	3-6	1	3	4	3	11	1	5	0	0	37			
20	Bright, Patricia	c 3-5	0-0	1-1	0	2	2	0	7	0	0	4	2	24			
14	Gibson, Ali	g 4-10	2-5	4-6	0	1	1	5	14	5	0	0	2	35			
22	Indendi, Sage	g 2-6	1-4	0-2	1	3	4	3	5	3	4	0	2	29			
24	Martin, Alyssa	g 4-11	1-6	0-0	0	1	1	2	9	4	1	3	2	35			
02	Bostick, Alexis	2-3	1-1	2-2	0	0	0	1	7	1	1	0	1	21			
04	Pinto, Thais	2-5	0-0	0-0	3	3	6	0	4	0	0	2	1	12			
23	Edwards-Teasley, Sha	2-3	0-1	0-0	1	0	1	3	4	0	2	0	0	7			
	Team				1	2	3										
	Totals	23-54	5-19	10-17	7	15	22	17	61	14	13	9	10	200			

FG % 1st Half: 8-24 33.3% 2nd half: 15-30 50.0% Game: 23-54 42.6%
 3FG % 1st Half: 3-10 30.0% 2nd half: 2-9 22.2% Game: 5-19 26.3%
 FT % 1st Half: 2-4 50.0% 2nd half: 8-13 61.5% Game: 10-17 58.8%

Officials: Penny Davis, Wanda Szeremeta, Mark Munoz
 Technical fouls: Saint Mary's-None. Oregon State-TEAM 2.
 Attendance: 978

Score by periods	1st	2nd	Total
Saint Mary's	41	40	81
Oregon State	21	40	61

Last FG - SMC 2nd-01:42, OSU 2nd-02:16.
 Largest lead - SMC by 20 1st-00:01, OSU None.
 Score tied - 0 times.
 Lead changed - 0 times.

Official Basketball Box Score -- Game Totals -- Final Statistics
Corban vs Oregon State
12/16/11 7:00 p.m. at Corvallis, Ore. (Gill Coliseum)

Corban 47 • 6-5

##	Player	Total			3-Ptr			Rebounds			PF	TP	A	TO	Blk	Stl	Min
		FG	FGA	FT	FTA	FG	FGA	FT	FTA	Off							
14	Steigleman, Katie	f 4-13	0-3	1-1	0	1	1	3	9	4	5	1	2	32			
22	Bennett, Tess	f 7-20	0-0	0-0	4	6	10	0	14	0	2	0	1	26			
25	Buhler, Becky	f 3-6	1-4	0-1	0	0	0	0	7	1	2	0	0	25			
33	Vanweerdhuizen, Tara	c 1-8	0-0	0-0	2	5	7	0	2	0	3	3	0	23			
03	Tsugawa, Emily	g 2-4	0-0	0-0	0	2	2	2	4	3	6	0	1	30			
01	Whitehead, Hannah	0-2	0-1	0-0	0	1	1	1	0	0	0	0	0	9			
05	Salness, Katherine	0-0	0-0	0-0	1	0	1	0	0	0	0	2	0	8			
12	Holboke, Haley	1-1	1-1	0-0	0	1	1	0	3	3	1	0	1	9			
13	Newby, Rachel	0-1	0-1	0-0	0	0	0	0	0	0	0	0	0	4			
15	Ellis, Hanna	0-0	0-0	0-0	0	0	0	0	0	0	0	0	0	5			
20	Mosier, Christy	0-1	0-1	1-2	0	0	0	1	1	0	1	0	0	10			
24	Downs, Elizabeth	1-1	1-1	0-0	0	2	2	0	3	0	2	0	0	8			
30	Vanderstoel, Dani	2-3	0-0	0-0	2	2	4	1	4	2	1	0	0	11			
	Team				2	2	4										
	Totals	21-60	3-13	2-4	11	22	33	8	47	15	25	4	7	200			

FG % 1st Half: 6-28 21.4% 2nd half: 15-32 46.9% Game: 21-60 35.0%
 3FG % 1st Half: 0-5 0.0% 2nd half: 3-8 37.5% Game: 3-13 23.1%
 FT % 1st Half: 1-2 50.0% 2nd half: 1-2 50.0% Game: 2-4 50.0%

Oregon State 79 • 9-1

##	Player	Total			3-Ptr			Rebounds			PF	TP	A	TO	Blk	Stl	Min
		FG	FGA	FT	FTA	FG	FGA	FT	FTA	Off							
15	Marchbanks, Earlysia	f 8-14	0-1	1-3	3	5	8	1	17	1	3	1	2	22			
20	Bright, Patricia	c 4-7	0-0	0-0	3	2	5	2	8	0	2	4	0	20			
14	Gibson, Ali	g 2-7	0-4	0-0	1	3	4	1	4	5	0	0	2	28			
22																	

Official Basketball Box Score -- Game Totals -- Final Statistics
Washington State vs Oregon State
12/31/11 2:00 p.m. at Corvallis, Ore. (Gill Coliseum)

Washington State 61 • 8-6, 2-0 Pac-12

#	Player	Total			3-Ptr			Rebounds			PF	TP	A	TO	Blk	Stl	Min
		FG	FGA	FT	FTA	Off	Def	Tot	FG	FGA							
22	Romberg, Sage	f	2-7	0-2	0-0	1	0	1	1	4	1	0	1	0	0	27	
33	Noyes, Carly	c	3-8	0-0	0-0	0	3	3	5	6	0	3	1	0	29		
01	Cook, April	g	3-11	0-4	2-2	0	3	3	1	8	2	2	2	0	30		
10	Presley, Tia	g	3-6	1-3	2-2	1	2	3	1	9	2	1	0	1	29		
11	Perkins, Jazmine	g	3-9	1-4	4-4	3	12	15	1	11	3	3	0	4	44		
03	Adzaso, Rosetta	g	3-7	1-2	1-1	0	2	2	5	8	3	2	0	1	21		
04	Grad, Katie	g	1-2	0-1	0-0	0	0	0	1	2	0	1	0	0	17		
12	Kelley, Jordan	g	0-0	0-0	0-0	0	0	0	0	0	0	1	0	0	2		
21	Tarnowski, Rosie	g	1-4	1-3	0-0	2	1	3	1	3	1	1	0	0	20		
23	Dheensaw, Shalile	g	0-1	0-0	0-0	1	2	3	0	0	0	0	0	0	6		
24	Thomas, Brandi	g	1-3	0-2	0-0	0	0	0	0	2	1	0	0	0	6		
42	Potter, Hana	g	3-8	0-0	2-2	0	0	0	4	8	1	1	0	1	19		
Team						2	5	7									
Totals			23-66	4-21	11-11	10	32	42	20	61	15	14	2	9	250		

FG % 1st Half: 9-29 31.0% 2nd half: 11-27 40.7% OT: 3-10 30.0% Game: 23-66 34.8% Deadball Rebounds 0
 3FG % 1st Half: 1-9 11.1% 2nd half: 3-10 30.0% OT: 0-2 0.0% Game: 4-21 19.0%
 FT % 1st Half: 2-2 100.0 2nd half: 1-1 100.0 OT: 8-8 100.0 Game: 11-11 100.0

Oregon State 54 • 10-3, 1-1 Pac-12

#	Player	Total			3-Ptr			Rebounds			PF	TP	A	TO	Blk	Stl	Min
		FG	FGA	FT	FTA	Off	Def	Tot	FG	FGA							
15	Marchbanks, Earlysia	f	2-12	1-2	3-4	1	6	7	3	8	6	4	0	1	41		
20	Bright, Patricia	c	4-5	0-0	5-10	3	6	9	3	13	0	2	3	1	40-		
14	Gibson, Ali	g	3-8	1-3	3-6	0	7	7	1	10	1	1	1	1	44		
22	Indendi, Sage	g	2-10	1-7	2-2	0	0	0	1	7	2	3	0	0	31		
24	Martin, Alyssa	g	3-9	3-6	0-0	0	4	4	0	9	0	3	1	2	44		
02	Bostick, Alexis	g	1-5	0-1	0-0	0	3	3	2	2	2	3	0	0	29		
04	Pinto, Thais	g	2-2	0-0	1-2	1	1	2	0	5	0	1	0	0	10		
05	Dixon, Jenna	g	0-0	0-0	0-0	1	1	0	0	0	0	0	0	0	2		
23	Edwards-Teasley, Sha	g	0-1	0-1	0-0	0	1	1	1	0	0	0	0	0	9		
Team						2	5	7									
Totals			17-52	6-20	14-24	8	33	41	11	54	11	17	5	5	250		

FG % 1st Half: 9-22 40.9% 2nd half: 7-21 33.3% OT: 1-9 11.1% Game: 17-52 32.7% Deadball Rebounds 5
 3FG % 1st Half: 3-7 42.9% 2nd half: 3-8 37.5% OT: 0-5 0.0% Game: 6-20 30.0%
 FT % 1st Half: 1-2 50.0% 2nd half: 8-12 66.7% OT: 5-10 50.0% Game: 14-24 58.3%

Officials: Michael Price, Clarke Stevens, James Morrell
 Technical fouls: Washington State-None. Oregon State-None.
 Attendance: 1367

Score by periods	1st	2nd	OT	Total
Washington State	21	26	4	61
Oregon State	22	25	4	54

Last FG - WSU OT2-02:10, OSU OT2-04:43.
 Largest lead - WSU by 8 2nd-11:15, OSU by 9 1st-10:47.

Score tied - 4 times.
 Lead changed - 8 times.

Official Basketball Box Score -- Game Totals -- Final Statistics
Oregon State vs California
01/05/12 7:05 p.m. at Haas Pavilion, Berkeley, Calif.

Oregon State 56 • 10-4, 1-2 Pac-12

#	Player	Total			3-Ptr			Rebounds			PF	TP	A	TO	Blk	Stl	Min
		FG	FGA	FT	FTA	Off	Def	Tot	FG	FGA							
15	Marchbanks, Earlysia	f	4-14	0-2	4-4	3	6	9	5	12	4	2	0	1	31		
20	Bright, Patricia	c	2-6	0-0	4-4	1	3	4	3	8	0	0	7	2	20		
14	Gibson, Ali	g	6-12	2-3	2-2	0	3	3	2	16	1	2	1	1	32		
22	Indendi, Sage	g	3-12	2-8	1-2	2	6	8	0	9	0	7	1	1	36		
24	Martin, Alyssa	g	2-2	0-0	0-0	0	0	0	1	4	0	3	1	0	23		
02	Bostick, Alexis	g	0-1	0-0	0-0	0	0	0	0	0	0	1	0	0	11		
04	Pinto, Thais	g	1-4	0-0	1-2	2	1	3	5	3	0	0	0	0	18		
23	Edwards-Teasley, Sha	g	2-4	0-2	0-2	4	4	8	1	4	0	0	0	0	21		
30	Schwegler, Mollee	g	0-3	0-3	0-0	0	1	1	0	0	0	0	0	0	8		
Team						1	2	3									
Totals			20-58	4-18	12-16	13	26	39	18	56	6	15	0	5	200		

FG % 1st Half: 11-29 37.9% 2nd half: 9-29 31.0% Game: 20-58 34.5% Deadball Rebounds 1,1
 3FG % 1st Half: 2-8 25.0% 2nd half: 2-10 20.0% Game: 4-18 22.2%
 FT % 1st Half: 0-2 0.0% 2nd half: 12-14 85.7% Game: 12-16 75.0%

California 73 • 10-5, 1-2 Pac-12

#	Player	Total			3-Ptr			Rebounds			PF	TP	A	TO	Blk	Stl	Min
		FG	FGA	FT	FTA	Off	Def	Tot	FG	FGA							
25	Brandon, Gennifer	f	3-9	0-0	5-7	2	6	8	1	11	1	3	1	1	26		
03	Caldwell, Talia	c	5-11	0-0	1-1	6	3	9	2	11	0	1	2	1	22		
02	Jemerigbe, Afure	g	2-2	0-0	2-2	0	1	1	0	6	0	0	0	0	7		
15	Boyd, Brittany	g	0-4	0-0	1-2	2	1	3	4	1	2	2	0	0	15		
23	Clarendon, Layshia	g	3-10	0-2	3-4	0	4	4	1	9	2	2	1	1	33		
04	Pierre, Eliza	g	1-5	0-0	1-2	1	2	3	2	3	6	4	0	1	22		
21	Gray, Reshanda	g	5-10	0-0	5-9	3	4	7	4	15	1	2	0	2	17		
30	Lyles, Mikayla	g	2-5	2-4	0-0	1	2	3	0	6	1	0	0	0	19		
32	Sherbert, Lindsay	g	3-5	3-4	0-0	3	1	4	0	9	1	0	0	0	24		
40	Hartman, Justine	g	1-6	0-0	0-0	0	1	1	3	2	0	0	0	0	15		
Team						4	2	6									
Totals			25-67	5-10	18-27	22	27	49	17	73	14	14	4	6	200		

FG % 1st Half: 15-31 48.4% 2nd half: 10-36 27.8% Game: 25-67 37.3% Deadball Rebounds 2,1
 3FG % 1st Half: 2-4 50.0% 2nd half: 3-6 50.0% Game: 5-10 50.0%
 FT % 1st Half: 7-11 63.6% 2nd half: 11-16 68.8% Game: 18-27 66.7%

Officials: Anita Ortega, Cathi Cornell, Lorena Ahumada
 Technical fouls: Oregon State-TEAM. California-None.
 Attendance: 1165
 ID 1016815

Score by periods	1st	2nd	Total
Oregon State	24	32	56
California	39	34	73

Last FG - OSU 2nd-00:06, CAL 2nd-00:59.
 Largest lead - OSU by 1 1st-14:24, CAL by 20 2nd-00:59.

Score tied - 0 times.
 Lead changed - 2 times.

Official Basketball Box Score -- Game Totals -- Final Statistics
Oregon State vs Stanford
01/07/12 2:00 pm at Stanford, Calif. (Maples Pavilion)

Oregon State 60 • 10-5, 1-3 Pac-12

#	Player	Total			3-Ptr			Rebounds			PF	TP	A	TO	Blk	Stl	Min
		FG	FGA	FT	FTA	Off	Def	Tot	FG	FGA							
20	Bright, Patricia	f	2-5	0-0	0-0	0	4	4	5	4	0	2	1	0	22		
14	Gibson, Ali	g	7-14	2-5	0-0	2	4	6	2	16	2	5	0	2	37		
15	Marchbanks, Earlysia	g	5-10	0-1	2-2	0	3	3	3	12	4	3	0	2	34		
22	Indendi, Sage	g	3-8	2-3	0-0	0	2	2	0	8	1	0	0	0	32		
24	Martin, Alyssa	g	4-8	1-2	3-5	0	4	4	1	12	3	1	0	1	39		
04	Pinto, Thais	g	2-2	0-0	0-1	1	2	3	2	4	0	1	0	0	17		
23	Edwards-Teasley, Sha	g	1-2	0-1	0-0	0	1	1	3	2	0	1	0	1	11		
30	Schwegler, Mollee	g	1-2	0-1	0-0	0	1	1	0	2	0	4	0	1	8		
Team						3	0	3									
Totals			25-51	5-13	5-8	6	21	27	16	60	10	18	1	7	200		

FG % 1st Half: 15-23 65.2% 2nd half: 10-28 35.7% Game: 25-51 49.0% Deadball Rebounds 0
 3FG % 1st Half: 3-5 60.0% 2nd half: 3-8 37.5% OT: 5-13 38.5%
 FT % 1st Half: 2-3 66.7% 2nd half: 3-5 60.0% Game: 5-8 62.5%

Stanford 67 • 13-1, 4-0 Pac-12

#	Player	Total			3-Ptr			Rebounds			PF	TP	A	TO	Blk	Stl	Min
		FG	FGA	FT	FTA	Off	Def	Tot	FG	FGA							
04	Greenfield, Taylor	f	0-3	0-1	0-0	1	1	2	0	0	2	1	0	0	16		
13	Ogwumike, Chiney	f	8-17	0-0	4-4	6	4	10	1	20	1	2	0	1	35		
30	Ogwumike, Nnemkadi	f	11-29	0-0	11-13	6	10	16	0	33	1	3	2	0	39		
15	La Rocque, Lindy	g	1-3	1-2	0-0	0	0	0	3	1	1	0	2	31			
31	Kokenis, Toni	g	1-5	0-3	1-2	0	3	3	3	5	4	0	0	0	36		
21	James, Sara	g	0-0	0-0	0-0	0	0	0	0	0	0	0	0	0	3		
33	Orange, Amber	g															

Official Basketball Box Score -- Game Totals -- Final Statistics
Arizona vs Oregon State
01/14/12 2:00 p.m. at Corvallis, Ore. (Gill Coliseum)

Arizona 58 • 13-4, 2-3 Pac-12

#	Player	Total		3-Ptr		Rebounds			PF	TP	A	TO	Blk	Stl	Min
		FG	FGA	FG	FGA	Off	Def	Tot							
23	Barnes, Erica	f	7-15	0-0	4-5	3	8	11	1	18	1	5	2	1	40
44	Rohde, Aley	c	2-6	0-0	0-0	0	4	4	2	4	0	2	1	0	20
00	Whyte, Davellyn	g	5-13	3-6	2-2	1	6	7	1	15	6	4	0	3	40
05	Arnold, Shanita	g	5-9	2-4	3-3	0	1	1	2	15	3	4	0	1	36
21	Butler, Erin	g	1-6	1-4	0-0	0	1	1	1	3	1	0	0	2	25
02	White, Layana	g	0-0	0-0	0-0	1	1	2	0	0	1	0	0	0	7
20	Harper, Cheylene	g	0-2	0-0	0-0	0	0	0	0	0	1	0	0	0	10
31	Fearing, Lindsey	g	1-7	1-5	0-0	0	1	1	2	3	2	0	0	0	22
Team						6	3	9							
Totals			21-58	7-19	9-10	11	25	36	9	58	15	15	3	7	200

FG % 1st Half: 9-30 30.0% 2nd half: 12-28 42.9% Game: 21-58 36.2% Deadball Rebounds 0
 3FG % 1st Half: 2-7 28.6% 2nd half: 5-12 41.7% Game: 7-19 36.8%
 FT % 1st Half: 1-1 100.0% 2nd half: 8-9 88.9% Game: 9-10 90.0%

Oregon State 56 • 11-6, 2-4 Pac-12

#	Player	Total		3-Ptr		Rebounds			PF	TP	A	TO	Blk	Stl	Min
		FG	FGA	FG	FGA	Off	Def	Tot							
15	Marchbanks, Earlysia	f	0-5	0-0	0-0	2	5	7	4	0	1	2	1	2	19
20	Bright, Patricia	c	5-14	0-0	1-1	2	3	5	2	11	0	3	7	2	27
14	Gibson, Ali	g	2-5	1-2	2-2	2	6	8	0	7	2	3	2	2	31
22	Indendi, Sage	g	5-9	0-3	0-0	0	2	2	0	10	1	4	1	2	30
24	Martin, Alyssa	g	7-13	0-3	1-2	0	1	1	2	15	2	0	1	0	37
02	Bostick, Alexis	g	0-2	0-0	0-0	0	0	0	0	0	0	0	0	0	7
04	Pinto, Thais	g	1-1	0-0	0-0	0	1	1	0	2	1	1	0	0	7
23	Edwards-Teasley, Sha	g	2-8	1-4	1-2	4	5	9	2	6	0	2	0	1	27
30	Schwegler, Mollee	g	2-2	0-0	1-2	0	1	1	1	5	2	0	0	1	15
Team						2	3	5							
Totals			24-59	2-12	6-9	12	27	39	11	56	9	15	13	10	200

FG % 1st Half: 11-29 37.9% 2nd half: 13-30 43.3% Game: 24-59 40.7% Deadball Rebounds 1
 3FG % 1st Half: 1-6 16.7% 2nd half: 1-6 16.7% Game: 2-12 16.7%
 FT % 1st Half: 3-3 100.0% 2nd half: 3-6 50.0% Game: 6-9 66.7%

Officials: Cathi Cornell, Penny Davis, Mazetta Garrett
 Technical fouls: Arizona-None. Oregon State-None.
 Attendance: 2092

Score by periods	1st	2nd	Total
Arizona	21	37	58
Oregon State	26	30	56

Last FG - ARIZ 2nd-00:14, OSU 2nd-00:38.
 Largest lead - ARIZ by 3 2nd-14:35, OSU by 5 1st-10:56.

Score tied - 8 times.
 Lead changed - 6 times.

Official Basketball Box Score -- Game Totals -- Final Statistics
Oregon State vs UCLA
01/19/12 7:05 p.m. at Los Angeles, Calif. (John Wooden Center)

Oregon State 60 • 11-7, 2-5 Pac-12

#	Player	Total		3-Ptr		Rebounds			PF	TP	A	TO	Blk	Stl	Min
		FG	FGA	FG	FGA	Off	Def	Tot							
15	Marchbanks, Earlysia	f	3-10	1-3	4-6	1	6	7	2	11	2	4	0	1	29
20	Bright, Patricia	f	3-5	0-0	3-4	1	2	3	3	9	0	0	1	0	18
14	Gibson, Ali	g	6-20	2-10	2-2	1	1	2	3	16	1	1	1	4	33
22	Indendi, Sage	g	5-10	3-6	0-0	0	3	3	13	4	0	0	0	0	37
24	Martin, Alyssa	g	1-6	0-3	0-0	1	1	2	1	2	1	2	0	1	26
02	Bostick, Alexis	g	1-5	0-1	0-0	0	1	1	2	3	2	0	0	1	23
04	Pinto, Thais	g	2-3	0-0	0-0	0	1	1	1	4	0	0	0	0	12
23	Edwards-Teasley, Sha	g	1-3	0-0	1-2	4	5	9	2	3	1	3	0	2	22
Team						1	2	3							
Totals			22-62	6-23	10-14	10	21	31	15	60	12	12	2	9	200

FG % 1st Half: 11-29 37.9% 2nd half: 11-33 33.3% Game: 22-62 35.5% Deadball Rebounds 3
 3FG % 1st Half: 2-7 28.6% 2nd half: 4-16 25.0% Game: 6-23 26.1%
 FT % 1st Half: 7-8 87.5% 2nd half: 3-6 50.0% Game: 10-14 71.4%

UCLA 69 • 8-9, 3-3 Pac-12

#	Player	Total		3-Ptr		Rebounds			PF	TP	A	TO	Blk	Stl	Min
		FG	FGA	FG	FGA	Off	Def	Tot							
23	Walker, Markel	f	5-15	0-0	6-10	8	10	18	1	16	9	5	1	2	34
35	Gardner, Rebekah	f	8-13	1-2	2-3	2	6	8	1	19	2	1	0	4	36
24	Costa, Corinne	c	4-6	0-0	0-0	1	5	6	5	8	0	2	1	1	23
01	Lemberger, Thea	g	4-11	1-6	0-1	1	1	2	1	9	2	2	0	1	38
05	Williams, Mariah	g	2-4	0-0	0-0	1	1	2	2	4	4	2	0	0	32
10	Swain, Kacy	g	2-7	0-0	0-2	0	4	4	4	4	0	2	1	0	16
20	Gardner, Rhema	g	4-6	0-1	1-1	2	2	4	0	9	1	1	0	3	21
Team						1	2	3							
Totals			29-62	2-9	9-17	16	31	47	14	69	18	15	3	11	200

FG % 1st Half: 15-32 46.9% 2nd half: 14-30 46.7% Game: 29-62 46.8% Deadball Rebounds 4
 3FG % 1st Half: 2-5 40.0% 2nd half: 0-4 0.0% Game: 2-9 22.2%
 FT % 1st Half: 3-8 37.5% 2nd half: 6-9 66.7% Game: 9-17 52.9%

Officials: Brenda Pantoja, Wanda Szeremeta, Bart Baldwin
 Technical fouls: Oregon State-None. UCLA-None.
 Attendance: 740

Score by periods	1st	2nd	Total
Oregon State	31	29	60
UCLA	35	34	69

Last FG - OSU 2nd-00:23, UCLA 2nd-00:26.
 Largest lead - OSU by 2 1st-19:31, UCLA by 14 2nd-13:21.

Points	In	Off	2nd	Fast	Bench
OSU	32	15	4	2	9
UCLA	40	18	9	12	13

Score tied - 5 times.
 Lead changed - 3 times.

Official Basketball Box Score -- Game Totals -- Final Statistics
Oregon State vs USC
01/21/12 2:00 p.m. at Los Angeles, Calif. (Galen Center)

Oregon State 65 • 12-7, 3-5 Pac-12

#	Player	Total		3-Ptr		Rebounds			PF	TP	A	TO	Blk	Stl	Min
		FG	FGA	FG	FGA	Off	Def	Tot							
15	Marchbanks, Earlysia	f	4-8	1-1	0-0	0	5	5	2	9	1	4	0	2	34
20	Bright, Patricia	f	6-9	0-0	0-2	1	4	5	4	12	1	2	1	0	30
14	Gibson, Ali	g	6-11	2-2	0-0	1	6	7	1	14	2	0	0	1	42
22	Indendi, Sage	g	7-16	3-7	0-2	1	2	3	1	17	3	3	0	3	39
24	Martin, Alyssa	g	2-8	1-3	3-4	0	4	4	1	8	2	3	0	1	36
02	Bostick, Alexis	g	1-3	0-1	1-2	1	2	3	1	3	0	4	0	0	17
04	Pinto, Thais	g	0-1	0-0	2-4	0	5	5	1	2	0	1	0	0	16
23	Edwards-Teasley, Sha	g	0-0	0-0	0-0	0	2	2	3	0	0	0	0	0	11
Team						2	5	7							
Totals			26-56	7-14	6-14	6	35	41	14	65	9	17	1	7	225

FG % 1st Half: 16-25 64.0% 2nd half: 7-25 28.0% OT: 3-6 50.0% Game: 26-56 46.4% Deadball Rebounds 4,2
 3FG % 1st Half: 4-6 66.7% 2nd half: 3-8 37.5% OT: 0-0 0.0% Game: 7-14 50.0%
 FT % 1st Half: 2-8 25.0% 2nd half: 1-2 50.0% OT: 3-4 75.0% Game: 6-14 42.9%

USC 61 • 10-7, 5-2 Pac-12

#	Player	Total		3-Ptr		Rebounds			PF	TP	A	TO	Blk	Stl	Min
		FG	FGA	FG	FGA	Off	Def	Tot							
00	Marinacci, Christina	f	1-9	0-0	0-2	3	4	7	3	2	4	0	1	0	28
11	Harberts, Cassie	f	4-13	0-0	2-4	3	1	4	3	10	3	1	0	0	35
15	Gilbreath, Briana	g	3-8	0-0	3-5	0	8	8	2	9	2	3	0	1	37
20	Gilbreath, Stefanie	g	2-4	2-3	1-2	1	2	3	1	7	0	1	1	0	16
24	Corral, Ashley	g	7-17	6-14	0-0	0	1	1	1	20	2	3	1	1	42
03	Bradley, Desiree	g	2-4	2-3	0-0	0	1	1	1	6	0	0	0	0	16
14	Crook, Arlya	g	0-4	0-2	0-0	0	1	1	0	0	1	0	3	19	
21	Vaiioletama, Alexy	g	3-9	0-1	1-2	2	3	5	0	7	3	3	0	0	28
35	Scott, Dominique	g	0-1	0-0	0-0	1	0	1	0	0	1	0	0	0	4
Team						2	5	7							
Totals			22-69	10-23	7-15	13	25	38	12	61	14	14	3	5	225

FG % 1st Half: 13-30 43.3% 2nd half: 7-32 21.9% OT: 2-7 28.6% Game: 22-69 31.9% Deadball Rebounds 5,3
 3FG % 1st Half: 6-9 66.7% 2nd half: 3-10 30.0% OT: 1-4 25.0% Game: 10-23 43.5%
 FT % 1st Half: 2-7 28.6% 2nd half: 5-7 71.4% OT: 0-1 0.0% Game: 7-15 46.7%

Officials: Lisa Jones, Marianne Karp, Paul Patterson
 Technical fouls: Oregon State-None. USC-None.
 Attendance: 1803

Score by periods	1st	2nd	OT	Total
Oregon State	38	18	9	65
USC	34	22	5	

Official Basketball Box Score -- Game Totals -- Final Statistics
Colorado vs Oregon State
02/02/12 7:00 p.m. at Corvallis, Ore. (Gill Coliseum)

Colorado 45 • 15-6, 4-6 Pac-12

#	Player	Total		3-Ptr		Rebounds			PF	TP	A	TO	Blk	Stl	Min
		FG	FGA	FG	FGA	FT	FTA	Off							
15	Seabrook, Julie	f	2-4	0-0	6-7	2	5	7	1	10	1	2	0	0	26
34	Reese, Jen	f	2-11	0-0	0-0	4	3	7	4	4	3	1	2	24	
11	Wilson, Brittany	g	2-5	2-5	0-0	0	2	2	5	6	3	2	0	27	
14	Malcolm-Peck, Meagan	g	2-7	1-2	0-0	1	3	4	1	5	0	2	0	25	
23	Jeffery, Chucky	g	2-7	1-4	1-2	2	1	3	2	6	3	6	0	1	27
01	Kresi, Lexy	g	2-5	2-5	0-0	0	0	0	1	6	1	2	0	2	19
04	Lee, Esther	g	0-0	0-0	0-0	0	0	0	0	0	0	0	0	0	1
12	Wilson, Ashley	g	0-2	0-0	1-4	2	2	4	1	1	1	1	0	0	17
21	Sborov, Jasmine	g	1-2	0-0	0-0	2	1	3	0	2	0	3	0	1	16
40	Hargis, Rachel	g	2-9	0-0	1-2	1	1	2	2	5	0	1	3	0	18
	Team					6	1	7							
	Totals		15-52	6-16	9-15	20	19	39	17	45	13	22	4	6	200

FG % 1st Half: 4-24 16.7% 2nd half: 11-28 39.3% Game: 15-52 28.8% Deadball Rebounds 2
 3FG % 1st Half: 1-9 11.1% 2nd half: 5-7 71.4% Game: 6-16 37.5%
 FT % 1st Half: 8-13 61.5% 2nd half: 1-2 50.0% Game: 9-15 60.0%

Oregon State 65 • 14-7, 5-5 Pac-12

#	Player	Total		3-Ptr		Rebounds			PF	TP	A	TO	Blk	Stl	Min
		FG	FGA	FG	FGA	FT	FTA	Off							
15	Marchbanks, Earlysia	f	4-11	1-4	4-5	1	4	5	1	13	3	4	0	3	26
20	Bright, Patricia	c	2-3	0-0	0-0	0	1	1	3	4	1	0	2	0	16
14	Gibson, Ali	g	3-4	0-0	6-6	0	2	2	2	12	1	3	0	3	27
22	Indendi, Sage	g	3-7	2-2	2-2	1	0	1	1	10	2	2	0	3	30
24	Martin, Alyssa	g	2-8	1-2	0-0	0	6	6	1	5	4	3	1	2	33
02	Bostick, Alexis	g	3-3	0-0	2-2	1	0	1	0	8	2	1	0	2	20
04	Pinto, Thais	g	3-5	0-0	1-2	2	5	7	3	7	1	0	2	1	18
05	Dixon, Jenna	g	0-1	0-1	0-0	0	0	0	0	0	0	0	0	0	1
11	Fambro, Quortni	g	0-2	0-1	0-0	1	0	1	0	0	0	0	0	0	1
23	Edwards-Teasley, Sha	g	2-3	0-1	2-4	2	3	5	1	6	0	0	1	1	20
30	Schwiegler, Mollee	g	0-2	0-0	0-0	0	0	0	0	0	0	0	0	0	8
	Team					2	0	2							
	Totals		22-49	4-13	17-21	10	21	31	12	65	14	13	8	8	200

FG % 1st Half: 11-26 42.3% 2nd half: 11-23 47.8% Game: 22-49 44.9% Deadball Rebounds 2
 3FG % 1st Half: 2-8 25.0% 2nd half: 2-5 40.0% Game: 4-13 30.8%
 FT % 1st Half: 8-11 81.8% 2nd half: 8-10 80.0% Game: 17-21 81.0%

Officials: Michael Price, Shelley Nakasone, Kenneth Nash
 Technical fouls: Colorado-None. Oregon State-None.
 Attendance: 1159

Score by periods	1st	2nd	Total
Colorado	17	28	45
Oregon State	33	32	65

Last FG - COLO 2nd-00:37, OSU 2nd-04:54. Score tied - 1 time.
 Largest lead - COLO None, OSU by 27 2nd-05:37. Lead changed - 0 times.

Official Basketball Box Score -- Game Totals -- Final Statistics
Utah vs Oregon State
02/04/12 2:00 p.m. at Corvallis Ore. (Gill Coliseum)

Utah 49 • 10-12, 3-8

#	Player	Total		3-Ptr		Rebounds			PF	TP	A	TO	Blk	Stl	Min
		FG	FGA	FG	FGA	FT	FTA	Off							
11	Wicjowski, Taryn	f	7-19	0-1	2-3	6	4	10	2	16	0	5	1	0	33
15	Plouffe, Michelle	f	5-19	1-5	6-8	4	6	10	3	17	1	3	1	1	39
01	Badon, Janita	g	3-10	1-4	0-0	2	3	5	4	7	5	2	0	2	40
03	Rodriguez, Iwalani	g	3-8	2-6	0-0	0	4	4	1	8	2	0	1	1	40
13	Messer, Rachel	g	0-2	0-2	0-0	1	3	4	1	0	0	0	0	1	32
05	Wilson, Cheyenne	g	0-0	0-0	0-0	0	1	1	1	0	1	0	0	0	8
21	Bridgewater, Chelsea	g	0-0	0-0	0-0	0	0	0	1	0	0	0	0	0	1
33	Morris, Rachel	g	0-0	0-0	1-2	0	0	0	2	1	0	1	0	0	7
	Team					2	1	3							
	Totals		18-58	4-18	9-13	15	22	37	15	49	9	11	3	5	200

FG % 1st Half: 10-28 35.7% 2nd half: 8-30 26.7% Game: 18-58 31.0% Deadball Rebounds 2
 3FG % 1st Half: 1-4 25.0% 2nd half: 3-14 21.4% Game: 4-18 22.2%
 FT % 1st Half: 1-3 33.3% 2nd half: 8-10 80.0% Game: 9-13 69.2%

Oregon State 62 • 15-7, 6-5

#	Player	Total		3-Ptr		Rebounds			PF	TP	A	TO	Blk	Stl	Min
		FG	FGA	FG	FGA	FT	FTA	Off							
15	Marchbanks, Earlysia	f	9-14	1-1	3-5	2	8	10	3	22	4	6	0	5	35
20	Bright, Patricia	c	4-6	0-0	0-2	2	3	5	3	8	1	0	7	0	30
14	Gibson, Ali	g	4-9	1-1	0-0	1	3	4	0	9	2	2	1	2	38
22	Indendi, Sage	g	6-7	1-1	0-0	0	3	3	0	13	2	2	0	1	37
24	Martin, Alyssa	g	2-12	0-2	4-4	0	9	9	1	8	3	0	0	0	35
02	Bostick, Alexis	g	1-1	0-0	0-0	0	0	0	1	0	0	0	0	0	6
04	Pinto, Thais	g	0-1	0-0	0-2	1	0	1	0	2	1	0	0	0	10
23	Edwards-Teasley, Sha	g	0-0	0-0	0-0	0	0	0	2	0	0	0	0	0	5
30	Schwiegler, Mollee	g	0-0	0-0	0-0	0	0	0	0	0	0	0	0	0	4
	Team					0	1	1							
	Totals		26-50	3-5	7-13	6	27	33	10	62	13	10	8	8	200

FG % 1st Half: 12-27 44.4% 2nd half: 14-23 60.9% Game: 26-50 52.0% Deadball Rebounds 2
 3FG % 1st Half: 1-2 50.0% 2nd half: 2-3 66.7% Game: 3-5 60.0%
 FT % 1st Half: 1-5 20.0% 2nd half: 6-8 75.0% Game: 7-13 53.8%

Officials: Lisa Jones, Robert Scofield, Lorena Ahumada
 Technical fouls: Utah-None. Oregon State-None.
 Attendance: 1429

Score by periods	1st	2nd	Total
Utah	22	27	49
Oregon State	26	36	62

Last FG - UTAH 2nd-02:51, OSU 2nd-02:23. Score tied - 0 times.
 Largest lead - UTAH None, OSU by 16 2nd-13:49. Lead changed - 0 times.

Official Basketball Box Score -- Game Totals -- Final Statistics
Oregon State vs Washington State
02/09/12 7:00 p.m. at Pullman, Wash. (Beasley Coliseum)

Oregon State 51 • 16-7, 7-5

#	Player	Total		3-Ptr		Rebounds			PF	TP	A	TO	Blk	Stl	Min
		FG	FGA	FG	FGA	FT	FTA	Off							
20	Bright, Patricia	f	3-4	0-0	2-2	0	7	7	4	8	0	3	1	0	16
14	Gibson, Ali	g	3-9	1-6	2-2	5	2	7	1	9	1	3	0	0	32
15	Marchbanks, Earlysia	g	1-3	0-0	1-3	1	5	6	4	3	3	0	1	19	
22	Indendi, Sage	g	3-17	0-8	4-4	0	3	3	2	10	1	2	0	1	37
24	Martin, Alyssa	g	0-5	0-3	1-2	1	8	9	0	1	2	1	0	2	31
02	Bostick, Alexis	g	0-1	0-1	0-0	0	0	0	0	0	0	2	0	0	4
04	Pinto, Thais	g	5-6	0-0	2-4	2	5	7	2	12	0	2	1	0	21
23	Edwards-Teasley, Sha	g	2-3	0-1	2-3	2	4	6	2	6	1	0	0	1	23
30	Schwiegler, Mollee	g	1-8	0-5	0-0	0	2	2	0	2	3	0	0	0	17
	Team					2	1	3							
	Totals		18-56	1-24	14-20	13	37	50	15	51	11	17	2	5	200

FG % 1st Half: 9-25 36.0% 2nd half: 9-31 29.0% Game: 18-56 32.1% Deadball Rebounds 4,2
 3FG % 1st Half: 1-11 9.1% 2nd half: 0-13 0.0% Game: 1-24 4.2%
 FT % 1st Half: 3-5 60.0% 2nd half: 11-15 73.3% Game: 14-20 70.0%

Washington State 39 • 10-14, 4-8

#	Player	Total		3-Ptr		Rebounds			PF	TP	A	TO	Blk	Stl	Min
		FG	FGA	FG	FGA	FT	FTA	Off							
22	Romberg, Sage	f	4-12	1-6	2-2	2	9	11	3	11	2	2	2	1	26
24	Thomas, Brandi	f	1-8	1-4	1-2	0	3	3	0	4	0	0	0	0	31
33	Noyes, Carly	c	0-6	0-0	0-0	1	0	1	4	0	2	1	0	0	15
01	Cook, April	g	3-11	0-5	0-0	0	3	3	0	6	1	1	0	2	31
11	Perkins, Jazmine	g	1-5	0-2	0-0	1	3	4	2	3	0	0	0	2	24
03	Adzasu, Rosetta	g	0-2	0-1	3-5	1	1	2	3	3	0	3	0	2	15
04	Grad, Katie	g	0-1	0-0	0-0	1	2	3	1	0	2	2	0	0	17
12	Kelley, Jordan	g	0-1	0-1	0-0	0	0	0	1	0	0	0	0	0	3
21	Tarnowski, Rosie	g	2-5	2-5	0-0	0	1	1	1	6	1	0	0	0	14
23	Dheensaw, Shalae	g	1-3	0-0	1-3	1	0	1	1	3	0	2	0	1	16
42	Potter, Hana	g	2-5	0-0	0-0	1	0	1	1	4	0	3	0	1	8
	Team					3	3	6							
	Totals		14-59	4-24	7-12	10	25	35	19	39	8	15	3	10	200

FG % 1st Half: 10-26 38.5% 2nd half: 4-33 12.1% Game: 14-59 23.7% Deadball Rebounds 1,2
 3FG % 1st Half: 3-12 25.0% 2nd half: 1-12 8.3% Game: 4-24 16.7%
 FT % 1st Half: 3-6 50.0% 2nd half: 4-6 66.7% Game: 7-12 58.3%

Officials: Melissa Barlow, Cathi Cornell, Paul Patterson
 Technical fouls: Oregon State-Marchbanks, Earlysia. Washington State-Perkins, Jazmine.
 Attendance: 509

Score by periods	1st	2nd	Total
Oregon State	22	29	51
Washington State	26	13	39

Last FG - OSU 2nd-01:46, WSU 2nd-00:39. Score tied - 3 times.
 Largest lead - OSU by 14 2nd-00:58, WSU by 6 2nd-19:21. Lead changed - 2 times.

Official Basketball Box Score -- Game Totals -- Final Statistics
Oregon State vs Washington
02/11/12 2:00 p.m. at Seattle, Wash. - Alaska Airlines Arena

Oregon State 78 • 17-7, 8-5

#	Player	Total		3-Ptr		Rebounds			PF	TP	A	TO	Blk	Stl
---	--------	-------	--	-------	--	----------	--	--	----	----	---	----	-----	-----

Official Basketball Box Score -- Game Totals -- Final Statistics
Stanford vs Oregon State
02/16/12 7:00 p.m. at Corvallis, Ore. (Gill Coliseum)

Stanford 78 • 23-1, 14-0

#	Player	Total			3-Ptr			Rebounds			PF	TP	A	TO	Blk	Stl	Min
		FG-FGA	FG-FGA	FT-FTA	FG-FGA	FG-FGA	FT-FTA	Off	Def	Tot							
13	Ogwumike, Chiney	f	4-8	0-0	2-2	3	2	5	3	10	2	0	2	0	21		
30	Ogwumike, Nnemkadi	f	10-16	0-0	7-8	6	3	9	0	27	2	3	0	1	30		
44	Tinkle, Joslyn	f	3-6	0-2	1-2	2	12	14	2	7	2	2	0	0	34		
31	Kokenis, Toni	g	3-8	3-5	0-0	0	2	2	1	9	7	0	0	3	34		
33	Orrange, Amber	g	0-3	0-1	0-0	1	1	2	2	0	2	0	0	0	14		
01	Mashore, Grace	g	0-1	0-0	0-0	0	0	0	0	0	0	0	0	0	2		
04	Greenfield, Taylor	g	0-2	0-1	0-0	0	0	0	0	0	0	1	0	0	15		
15	La Rocque, Lindy	g	3-5	2-4	0-0	0	1	1	0	8	4	0	0	1	24		
21	James, Sara	g	3-4	2-3	0-0	0	1	1	0	8	0	0	0	0	9		
25	Payne, Erica	g	0-2	0-0	0-0	0	0	0	0	0	1	0	0	0	5		
41	Samuelson, Bonnie	g	3-6	3-6	0-0	0	1	1	4	9	2	1	0	1	12		
Team						1	2	3									
Totals			29-61	10-22	10-12	13	25	38	12	78	22	7	2	6	200		

FG % 1st Half: 14-32 43.8% 2nd half: 15-29 51.7% Game: 29-61 47.5%
 3FG % 1st Half: 4-12 33.3% 2nd half: 6-10 60.0% Game: 10-22 45.5%
 FT % 1st Half: 4-4 100.0 2nd half: 6-8 75.0% Game: 10-12 83.3%

Oregon State 45 • 17-8, 8-6

#	Player	Total			3-Ptr			Rebounds			PF	TP	A	TO	Blk	Stl	Min
		FG-FGA	FG-FGA	FT-FTA	FG-FGA	FG-FGA	FT-FTA	Off	Def	Tot							
15	Marchbanks, Earlysia	f	3-6	0-0	2-2	0	4	4	2	8	5	2	0	2	25		
20	Bright, Patricia	c	0-1	0-0	2-2	3	0	3	1	2	0	2	1	0	20		
14	Gibson, Ali	g	2-9	0-2	0-0	2	3	5	1	4	0	3	1	1	29		
22	Indendi, Sage	g	1-6	0-1	0-0	1	2	3	0	2	1	2	0	1	23		
24	Martin, Alyssa	g	5-16	1-7	0-0	0	4	4	1	11	1	3	0	1	30		
02	Bostick, Alexis	g	0-0	0-0	0-0	1	0	1	0	0	2	0	0	0	6		
04	Pinto, Thais	g	4-6	0-0	1-2	3	1	4	0	9	0	0	1	0	16		
05	Dixon, Jenna	g	0-0	0-0	0-0	0	0	0	0	0	0	0	0	0	3		
11	Fambro, Quortni	g	3-7	1-3	0-0	0	2	2	0	7	0	1	0	0	9		
23	Edwards-Teasley, Sha	g	1-3	0-1	0-2	3	1	4	2	2	1	1	0	0	23		
30	Schwegler, Mollee	g	0-3	0-2	0-0	0	2	2	0	0	1	0	1	0	16		
Team						2	1	3									
Totals			19-57	2-16	5-8	15	20	35	7	45	10	16	3	6	200		

FG % 1st Half: 6-25 24.0% 2nd half: 13-32 40.6% Game: 19-57 33.3%
 3FG % 1st Half: 1-6 16.7% 2nd half: 1-10 10.0% Game: 2-16 12.5%
 FT % 1st Half: 3-4 75.0% 2nd half: 2-4 50.0% Game: 5-8 62.5%

Officials: Eric Larson, Darren Krzesnik, Bret Gervasoni
 Technical fouls: Stanford-None. Oregon State-None.
 Attendance: 2474

Score by periods	1st	2nd	Total
Stanford	36	42	78
Oregon State	16	29	45

Last FG - STAN 2nd-01:34, OSU 2nd-00:43.
 Largest lead - STAN by 38 2nd-02:19, OSU None.

Score tied - 0 times.
 Lead changed - 0 times.

Official Basketball Box Score -- Game Totals -- Final Statistics
California vs Oregon State
02/18/12 2:00 p.m. at Corvallis, Ore. (Gill Coliseum)

California 75 • 20-7, 11-4

#	Player	Total			3-Ptr			Rebounds			PF	TP	A	TO	Blk	Stl	Min
		FG-FGA	FG-FGA	FT-FTA	FG-FGA	FG-FGA	FT-FTA	Off	Def	Tot							
21	Gray, Reshanda	f	3-7	0-0	1-2	3	4	7	5	7	0	1	0	1	14		
33	Caldwell, Talia	c	2-9	0-0	3-4	6	4	10	2	7	3	2	0	0	27		
15	Boyd, Brittany	g	1-10	0-2	5-6	0	2	2	1	7	2	6	0	2	23		
23	Clarendon, Layshia	g	6-10	1-1	9-13	4	2	6	2	22	3	4	0	1	38		
32	Sherbert, Lindsay	g	0-2	0-1	0-0	1	0	1	0	0	0	0	0	0	14		
02	Jeimerigbe, Afure	g	4-6	4-4	0-0	0	1	1	1	12	1	1	0	0	21		
04	Pierre, Eliza	g	4-6	0-0	2-2	0	3	3	0	10	2	2	1	3	24		
25	Brandon, Gennifer	g	3-8	0-0	4-6	3	2	5	0	10	0	1	0	0	27		
30	Lyles, Mikayla	g	0-0	0-0	0-0	0	1	1	0	0	0	0	0	0	1		
40	Hartman, Justine	g	0-1	0-0	0-0	0	1	1	0	0	1	2	0	0	11		
Team						3	2	5									
Totals			23-59	5-8	24-33	20	22	42	11	75	12	19	1	8	200		

FG % 1st Half: 12-31 38.7% 2nd half: 11-28 39.3% Game: 23-59 39.0%
 3FG % 1st Half: 0-2 0.0% 2nd half: 5-6 83.3% Game: 5-8 62.5%
 FT % 1st Half: 8-9 88.9% 2nd half: 16-24 66.7% Game: 24-33 72.7%

Oregon State 68 • 17-9, 8-7

#	Player	Total			3-Ptr			Rebounds			PF	TP	A	TO	Blk	Stl	Min
		FG-FGA	FG-FGA	FT-FTA	FG-FGA	FG-FGA	FT-FTA	Off	Def	Tot							
15	Marchbanks, Earlysia	f	9-20	0-4	0-0	3	7	10	3	18	4	5	1	4	37		
20	Bright, Patricia	c	2-4	0-0	0-0	2	3	5	1	4	1	4	0	1	28		
14	Gibson, Ali	g	5-16	3-9	0-0	1	6	7	4	13	2	4	0	1	37		
22	Indendi, Sage	g	6-11	4-6	0-0	1	0	1	1	5	16	4	0	3	34		
24	Martin, Alyssa	g	3-6	1-1	1-2	0	1	1	1	8	2	3	0	1	33		
04	Pinto, Thais	g	3-3	0-0	1-2	1	1	2	2	7	0	0	0	0	6		
05	Dixon, Jenna	g	0-1	0-1	0-0	0	0	0	0	0	0	0	0	0	1		
23	Edwards-Teasley, Sha	g	0-1	0-0	2-2	3	1	4	3	2	1	0	0	0	12		
30	Schwegler, Mollee	g	0-0	0-0	0-0	0	1	1	0	0	1	0	1	0	12		
Team						1	2	3									
Totals			28-62	8-21	4-6	12	22	34	19	68	14	21	6	11	200		

FG % 1st Half: 14-26 53.8% 2nd half: 14-36 38.9% Game: 28-62 45.2%
 3FG % 1st Half: 2-4 50.0% 2nd half: 6-17 35.3% Game: 8-21 38.1%
 FT % 1st Half: 3-4 75.0% 2nd half: 1-2 50.0% Game: 4-6 66.7%

Officials: Anita Ortega, Clarke Stevens, Karen Lasulik
 Technical fouls: California-None. Oregon State-None.
 Attendance: 2330

Score by periods	1st	2nd	Total
California	32	43	75
Oregon State	33	35	68

Last FG - CAL 2nd-02:19, OSU 2nd-00:25.
 Largest lead - CAL by 16 2nd-05:34, OSU by 4 1st-03:36.

Score tied - 5 times.
 Lead changed - 6 times.

Official Basketball Box Score -- Game Totals -- Final Statistics
Oregon State vs Oregon
02/25/12 2:06 p.m. at Eugene, Ore. (Matthew Knight Arena)

Oregon State 68 • 18-9, 9-7

#	Player	Total			3-Ptr			Rebounds			PF	TP	A	TO	Blk	Stl	Min
		FG-FGA	FG-FGA	FT-FTA	FG-FGA	FG-FGA	FT-FTA	Off	Def	Tot							
20	Bright, Patricia	f	3-4	0-0	8-8	1	4	5	4	14	0	3	5	0	27		
14	Gibson, Ali	g	3-12	3-7	0-0	0	4	4	3	9	1	1	0	2	35		
15	Marchbanks, Earlysia	g	3-8	0-0	13-15	1	8	9	3	19	5	7	1	1	38		
22	Indendi, Sage	g	2-9	0-4	0-0	0	4	4	2	4	4	4	0	0	35		
24	Martin, Alyssa	g	3-11	3-11	4-4	1	7	8	2	13	3	3	0	0	40		
02	Bostick, Alexis	g	1-2	0-1	0-0	0	1	1	0	2	0	1	0	0	7		
04	Pinto, Thais	g	3-3	0-0	1-1	2	4	6	1	7	0	1	0	0	8		
05	Dixon, Jenna	g	0-0	0-0	0-0	0	0	0	0	0	0	0	0	0	0		
23	Edwards-Teasley, Sha	g	0-0	0-0	0-0	0	0	0	2	0	0	0	0	0	8		
30	Schwegler, Mollee	g	0-1	0-1	0-0	0	0	0	0	0	0	0	0	0	2		
Team						2	2	4									
Totals			18-50	6-24	26-28	7	34	41	17	68	13	20	6	3	200		

FG % 1st Half: 7-25 28.0% 2nd half: 11-25 44.0% Game: 18-50 36.0%
 3FG % 1st Half: 4-15 26.7% 2nd half: 2-9 22.2% Game: 6-24 25.0%
 FT % 1st Half: 4-4 100.0 2nd half: 22-24 91.7% Game: 26-28 92.9%

Oregon 53 • 14-14, 6-10

#	Player	Total			3-Ptr			Rebounds			PF	TP	A	TO	Blk	Stl	Min
		FG-FGA	FG-FGA	FT-FTA	FG-FGA	FG-FGA	FT-FTA	Off	Def	Tot							
02	Love, Danielle	f	1-7	0-3	0-0	0	2	2	2	2	1	2	0	0	21		
11	Johnson, Amanda	f	5-15	1-6	2-4	1	9	10	4	13	1	3	0	3	31		
30	Holliday, Jasmin	f	1-7	1-4	1-3	2	1	3	4	4	1	2	1	2	29		
22	Thomas, Ariel	g	4-11	3-9	2-2	3	2	5	5	13	2	0	2	2	27		
32	Jackson, Nia	g	3-12	0-2	1-2	2	1	3	3	7	1						

Official Basketball Box Score -- Game Totals -- Final Statistics
Oregon State vs Colorado
03/03/12 4:00 at Boulder, Colo. (Coors Events Center)

Oregon State 57 • 18-11,9-9

##	Player	Total			3-Ptr			Rebounds			PF	TP	A	TO	Blk	Stl	Min
		FG-FGA	FG-FGA	FT-FTA	FG-FGA	FG-FGA	FT-FTA	Off	Def	Tot							
15	Marchbanks, Earlysia	f	5-15	1-5	5-6	2	7	9	4	16	7	0	0	8	32		
20	Bright, Patricia	c	2-5	0-0	0-0	0	2	2	4	4	0	1	2	0	18		
14	Gibson, Ali	g	3-9	2-4	2-2	2	1	3	4	10	1	3	0	1	36		
22	Indendi, Sage	g	4-15	4-9	0-0	0	2	2	4	12	1	2	0	0	35		
24	Martin, Alyssa	g	2-4	1-2	1-2	0	6	6	1	6	1	3	0	3	39		
02	Bostick, Alexis	g	0-0	0-0	0-0	0	0	0	0	0	0	0	0	0	1		
04	Pinto, Thais	g	1-3	0-0	0-1	2	3	5	0	2	0	2	1	0	22		
23	Edwards-Teasley, Sha	g	0-0	0-0	0-0	0	2	2	0	0	0	1	0	0	8		
30	Schwegler, Mollee	g	1-5	0-2	5-5	0	0	0	0	7	0	0	0	0	9		
Team						0	2	2									
Totals			18-56	8-22	13-16	6	25	31	17	57	10	12	3	12	200		

FG % 1st Half: 6-25 24.0% 2nd half: 12-31 38.7% Game: 18-56 32.1%
 3FG % 1st Half: 3-8 37.5% 2nd half: 5-14 35.7% Game: 8-22 36.4%
 FT % 1st Half: 6-6 100.0 2nd half: 7-10 70.0% Game: 13-16 81.3%

Colorado 67 • 17-12,6-12

##	Player	Total			3-Ptr			Rebounds			PF	TP	A	TO	Blk	Stl	Min
		FG-FGA	FG-FGA	FT-FTA	FG-FGA	FG-FGA	FT-FTA	Off	Def	Tot							
14	Malcolm-Peck, Meagan	f	2-6	0-1	4-7	4	3	7	1	8	1	3	0	1	31		
15	Seabrook, Julie	f	4-11	0-0	3-6	2	8	10	3	11	2	2	0	0	25		
11	Wilson, Brittany	g	1-4	0-3	0-0	0	2	2	3	2	0	1	0	1	24		
21	Sborov, Jasmine	g	2-5	0-0	4-6	3	4	7	0	8	3	2	0	1	24		
23	Jeffery, Chucky	g	5-14	0-1	3-6	2	5	7	1	13	7	3	0	0	36		
01	Kresl, Lexy	g	7-10	6-7	0-0	0	6	6	2	20	2	1	0	2	32		
04	Lee, Esther	g	0-0	0-0	0-0	0	0	0	0	0	0	0	0	0	0+		
12	Wilson, Ashley	g	0-1	0-0	0-0	0	3	3	1	0	0	2	0	0	14		
40	Hargis, Rachel	g	2-4	0-0	1-2	2	1	3	1	5	0	2	0	0	14		
Team						0	1	1									
Totals			23-55	6-12	15-27	13	33	46	12	67	15	16	0	5	200		

FG % 1st Half: 11-28 39.3% 2nd half: 12-27 44.4% Game: 23-55 41.8%
 3FG % 1st Half: 3-6 50.0% 2nd half: 3-6 50.0% Game: 6-12 50.0%
 FT % 1st Half: 2-4 50.0% 2nd half: 13-23 56.5% Game: 15-27 55.6%

Officials: Chuck Gonzalez, Mary Whatford, Richard Waters
 Technical fouls: Oregon State-None. Colorado-None.
 Attendance: 3861

Score by periods	1st	2nd	Total
Oregon State	21	36	57
Colorado	27	40	67

Points In Off 2nd Fast
 OSU 18 17 2 4 9
 COLO 30 7 7 4 25

Score tied - 3 times.
 Lead changed - 3 times.

Official Basketball Box Score -- Game Totals -- Final Statistics
Washington State vs Oregon State
03/07/12 7:15 p.m. at Los Angeles, Calif. (Galen Center)

Washington State 65 • 12-19, 5-13

##	Player	Total			3-Ptr			Rebounds			PF	TP	A	TO	Blk	Stl	Min
		FG-FGA	FG-FGA	FT-FTA	FG-FGA	FG-FGA	FT-FTA	Off	Def	Tot							
22	Romberg, Sage	f	3-5	0-1	0-0	1	1	2	3	6	3	1	1	0	20		
24	Thomas, Brandt	f	7-13	1-3	2-3	3	3	6	3	17	0	2	0	0	33		
33	Noyes, Carly	c	4-13	0-0	2-2	2	2	4	2	10	1	0	0	0	34		
03	Adzasu, Rosetta	g	3-8	0-1	3-4	1	2	3	2	9	2	2	0	3	27		
11	Perkins, Jazmine	g	2-8	0-3	2-4	1	9	10	1	6	3	2	0	2	36		
01	Cook, April	g	2-3	1-2	4-4	0	0	0	0	9	0	2	0	2	12		
04	Grad, Katie	g	0-1	0-0	0-0	0	4	4	0	0	1	0	0	0	6		
12	Kelley, Jordan	g	1-1	1-1	0-0	0	0	0	0	3	2	1	0	0	5		
21	Tarnowski, Rosie	g	0-4	0-3	3-4	2	2	4	4	3	2	2	1	0	18		
23	Dheensaw, Shalie	g	0-1	0-0	0-0	0	0	0	0	0	0	0	0	0	7		
42	Potter, Hana	g	1-3	0-0	0-0	0	1	1	1	2	0	0	0	0	2		
Team						2	4	6									
Totals			23-60	3-14	16-21	12	28	40	16	65	14	12	2	7	200		

FG % 1st Half: 12-29 41.4% 2nd half: 11-31 35.5% Game: 23-60 38.3%
 3FG % 1st Half: 3-7 42.9% 2nd half: 0-7 0.0% Game: 3-14 21.4%
 FT % 1st Half: 5-8 62.5% 2nd half: 11-13 84.6% Game: 16-21 76.2%

Oregon State 56 • 18-12, 9-9

##	Player	Total			3-Ptr			Rebounds			PF	TP	A	TO	Blk	Stl	Min
		FG-FGA	FG-FGA	FT-FTA	FG-FGA	FG-FGA	FT-FTA	Off	Def	Tot							
15	Marchbanks, Earlysia	f	7-10	0-0	2-4	3	8	11	4	16	3	6	0	1	33		
20	Bright, Patricia	f	4-5	0-0	2-3	0	2	2	3	10	0	1	1	1	27		
14	Gibson, Ali	g	7-21	2-12	3-3	2	2	4	1	19	0	3	0	1	36		
22	Indendi, Sage	g	2-9	0-5	0-1	0	4	4	4	4	0	3	0	2	35		
24	Martin, Alyssa	g	0-3	0-1	2-2	1	5	6	0	2	1	0	0	0	21		
02	Bostick, Alexis	g	0-0	0-0	2-2	0	2	2	2	2	3	1	0	1	10		
04	Pinto, Thais	g	0-1	0-0	2-2	2	1	3	0	0	0	1	0	0	12		
23	Edwards-Teasley, Sha	g	0-1	0-0	0-0	0	2	2	0	0	0	0	0	0	10		
30	Schwegler, Mollee	g	1-4	0-2	1-2	2	0	2	2	3	0	2	0	0	16		
Team						0	1	1									
Totals			21-54	2-20	12-19	10	27	37	16	56	7	16	2	6	200		

FG % 1st Half: 10-26 38.5% 2nd half: 11-28 39.3% Game: 21-54 38.9%
 3FG % 1st Half: 1-8 12.5% 2nd half: 1-12 8.3% Game: 2-20 10.0%
 FT % 1st Half: 6-6 100.0 2nd half: 6-13 46.2% Game: 12-19 63.2%

Officials: Lisa Jones, Brenda Pantoja, Karen Lasuik
 Technical fouls: Washington State-None. Oregon State-None.
 Attendance: 1503

Score by periods	1st	2nd	Total
Washington State	32	33	65
Oregon State	27	29	56

Points In Off 2nd Fast
 WSU 26 20 11 4 17
 OSU 36 10 6 4 5

Score tied - 1 time.
 Lead changed - 0 times.

Official Basketball Box Score -- Game Totals -- Final Statistics
UC Davis vs Oregon State
03/15/12 7:00 p.m. at Corvallis, Ore. (Gill Coliseum)

UC Davis 48 • 17-13

##	Player	Total			3-Ptr			Rebounds			PF	TP	A	TO	Blk	Stl	Min
		FG-FGA	FG-FGA	FT-FTA	FG-FGA	FG-FGA	FT-FTA	Off	Def	Tot							
02	Asano, Hana	*	0-5	0-3	0-0	0	3	3	0	0	0	3	0	1	22		
05	Stephens, Hannah	*	3-8	1-4	0-0	2	1	3	1	7	4	0	0	3	25		
23	Juric, Lauren	*	1-3	0-0	0-0	1	3	4	2	2	0	1	1	2	18		
25	Riecks, Kasey	*	1-5	1-4	1-2	0	0	0	0	4	2	0	0	2	24		
03	Meggison, Samantha	*	1-3	1-3	0-0	0	1	1	3	3	1	6	0	1	22		
04	Oryon, Idit	g	1-8	0-0	1-1	0	1	1	0	3	0	3	0	0	9		
10	Shinoda, Blair	g	1-3	0-0	0-0	0	1	1	3	2	0	1	0	2	20		
13	French, Cortney	g	4-7	4-6	0-0	0	0	0	0	12	0	1	0	0	19		
14	Fipps, Sydnee	g	1-5	1-5	2-2	0	2	2	1	5	0	0	0	2	17		
15	Vann, Emily	g	1-2	0-0	0-0	0	2	2	0	2	0	1	0	0	3		
24	Salvatore, Brianna	g	3-3	2-2	0-0	1	1	2	2	8	0	0	0	0	21		
Team						2	4	6									
Totals			17-52	10-27	4-5	6	19	25	12	48	7	20	1	13	200		

FG % 1st Half: 7-23 30.4% 2nd half: 10-29 34.5% Game: 17-52 32.7%
 3FG % 1st Half: 6-13 46.2% 2nd half: 4-14 28.6% Game: 10-27 37.0%
 FT % 1st Half: 0-0 0.0% 2nd half: 4-5 80.0% Game: 4-5 80.0%

Oregon State 66 • 19-12

##	Player	Total			3-Ptr			Rebounds			PF	TP	A	TO	Blk	Stl	Min
		FG-FGA	FG-FGA	FT-FTA	FG-FGA	FG-FGA	FT-FTA	Off	Def	Tot							
14	Gibson, Ali	*	0-5	0-4	3-4	1	1	2	2	3	2	3	0	1	33		
15	Marchbanks, Earlysia	*	5-10	0-0	2-2	0	6	6	2	12	2	4	0	4	26		
20	Bright, Patricia	*	6-8	0-0	0-0	3	5	8	1	12	1	0	0	0	23		
22	Indendi, Sage	*	5-8	3-4	0-0	2	2	4	0	13	3	0	0	2	33		
24	Martin, Alyssa	*	0-3	0-2	0-0	0	3	3	0	0	1	3	0	0	25		
02	Bostick, Alexis	g	1-1	0-0	0-3	0	2	2	0	2	2	1	0	1	9		
04	Pinto, Thais	g	6-8	0-0	2-2	1	5	6	0	14	0	0	0	1	18		

Official Basketball Box Score -- Game Totals -- Final Statistics
Washington vs Oregon State
03/20/12 7:00 p.m. at Corvallis, Ore. (Gill Coliseum)

Washington 55 • 20-13

##	Player	Total			3-Ptr			Rebounds			PF	TP	A	TO	Blk	Stl	Min
		FG-FGA	FG-FGA	FT-FTA	FG-FGA	FG-FGA	FT-FTA	Off	Def	Tot							
22	Barlow, Charmaine	f	0-0	0-0	2-2	1	1	2	4	2	0	0	0	0	0	16	
33	Argens, Mackenzie	f	3-7	0-0	1-4	2	2	4	0	7	0	0	0	0	0	17	
43	Rogers, Regina	c	9-20	0-0	5-10	7	4	11	3	23	0	8	1	0	0	37	
01	Wetmore, Mercedes	g	1-5	0-2	0-0	0	3	3	4	2	1	0	0	2	36		
32	Davis, Jazmine	g	3-10	1-6	2-2	1	2	3	0	9	2	3	0	2	40		
02	McCann-Smith, Kellie		0-4	0-1	0-0	2	3	5	1	0	1	2	0	0	16		
15	Anderson, Jeneva		0-0	0-0	0-0	0	0	0	0	0	1	0	0	0	0+		
23	Williams, Aminah		0-1	0-0	0-0	0	0	0	0	0	1	1	0	2	11		
34	Williams, Mollie		2-7	1-2	7-8	3	5	8	3	12	1	1	0	0	27		
Team						1	4	5									
Totals			18-54	2-11	17-26	17	24	41	15	55	6	16	1	6	200		

FG % 1st Half: 9-32 28.1% 2nd half: 9-22 40.9% Game: 18-54 33.3% Deadball Rebounds 5
 3FG % 1st Half: 0-5 0.0% 2nd half: 2-6 33.3% Game: 2-11 18.2%
 FT % 1st Half: 7-12 58.3% 2nd half: 10-14 71.4% Game: 17-26 65.4%

Oregon State 49 • 20-13

##	Player	Total			3-Ptr			Rebounds			PF	TP	A	TO	Blk	Stl	Min
		FG-FGA	FG-FGA	FT-FTA	FG-FGA	FG-FGA	FT-FTA	Off	Def	Tot							
15	Marchbanks, Earlysia	f	7-12	0-3	6-8	1	11	12	4	20	3	4	0	2	33		
20	Bright, Patricia	c	1-3	0-0	0-0	0	0	0	5	2	0	4	7	0	19		
14	Gibson, Ali	g	4-12	1-6	2-2	0	0	0	2	11	1	2	0	2	37		
22	Indendi, Sage	g	3-14	2-10	2-2	1	1	2	3	10	2	2	0	3	35		
24	Martin, Alyssa	g	0-5	0-4	0-0	0	2	2	0	0	1	1	1	0	32		
02	Bostick, Alexis		0-0	0-0	0-0	0	2	2	1	0	0	2	0	1	4		
04	Pinto, Thais		2-2	0-0	0-0	5	1	6	4	4	0	3	0	0	15		
23	Edwards-Teasley, Sha		0-1	0-0	0-0	2	4	6	0	0	1	1	0	0	13		
30	Schwegler, Mollie		0-2	0-1	2-2	0	0	0	1	2	0	0	0	0	12		
Team						1	3	4									
Totals			17-51	3-24	12-14	10	24	34	20	49	8	19	8	8	200		

FG % 1st Half: 10-24 41.7% 2nd half: 7-27 25.9% Game: 17-51 33.3% Deadball Rebounds 1
 3FG % 1st Half: 2-10 20.0% 2nd half: 1-14 7.1% Game: 3-24 12.5%
 FT % 1st Half: 3-4 75.0% 2nd half: 9-10 90.0% Game: 12-14 85.7%

Officials: Cathi Cornell, Bart Baldwin, Jim Morrell
 Technical fouls: Washington-None. Oregon State-None.
 Attendance: 1150

Score by periods	1st	2nd	Total	Points	In	Off	2nd	Fast	Bench
Washington	25	30	55	WASH	24	12	15	0	12
Oregon State	25	24	49	OSU	20	19	5	2	6

Last FG - WASH 2nd-03:29, OSU 2nd-00:23.
 Largest lead - WASH by 8 2nd-06:20, OSU by 9 1st-13:37.
 Score tied - 3 times.
 Lead changed - 6 times.

SCORING RECORDS

CAREER

1,000-POINT SCORERS	G	PTS
1. Tanja Kostic (1993-96)	111	2,349
2. Carol Menken (1979-81)	81	2,243
3. Chelle Flamoe (1986-89)	112	1,851
4. Juli Coleman (1982-85)	106	1,840
5. Felicia Ragland (1999-2002)	118	1,803
6. Anette Mollerstrom (1993-96)	112	1,582
7. Tina Lelas (1994-97)	110	1,313
8. Talisa Rhea (2008-10)	94	1,214
9. Casey Bunn (2003-07)	122	1,163
10. Holly Chapman (2001-04)	123	1,151
11. Judy Shannon (1991-92)	56	1,148
12. Jan Martin (1980-83)	106	1,145
13. Brenda Arbuckle (1984-87)	80	1,085
14. Leilani Estavan (2001-04)	122	1,071
15. Sonjhia Fleming (1990-93)	111	1,060
16. Robyn Clark (1980-83)	116	1,009

SCORING AVERAGE	G	PTS	AVG
1. Carol Menken (1979-81)	81	2,243	27.7
2. Tanja Kostic (1993-96)	111	2,349	21.2
3. Judy Shannon (1991-92)	56	1,148	20.5
4. Natalia Mattick (1991)	28	503	18.0
5. Juli Coleman (1982-85)	106	1,840	17.4
6. Chelle Flamoe (1986-89)	112	1,851	16.5
7. Shannon Howell (2004-05)	51	836	16.4
8. Felicia Ragland (1999-2002)	118	1,803	15.3
9. Kim Butler (2005-06)	60	870	14.5
10. Anette Mollerstrom (1993-96)	112	1,582	14.1
11. Brittney Davis (2008-09)	55	759	13.8
Judy Spoelstra (1982-83)	58	801	13.8
12. Brenda Arbuckle (1984-87)	80	1,085	13.6

SINGLE-SEASON TOP 10

POINTS	G	PTS
1. Carol Menken (1979-80)	31	831
2. Carol Menken (1980-81)	28	828
3. Juli Coleman (1983-84)	29	658
4. Tanja Kostic (1995-96)	28	650
5. Tanja Kostic (1994-95)	29	648
6. Juli Coleman (1984-85)	27	646
7. Felicia Ragland (2001-02)	32	638
8. Judy Shannon (1991-92)	28	600
9. Carol Menken (1978-79)	22	584
10. Kim Butler (2005-06)	31	576

SCORING AVERAGE	G	PTS	AVG
1. Carol Menken (1980-81)	28	828	29.6
2. Carol Menken (1979-80)	31	831	26.8
3. Carol Menken (1978-79)	22	584	26.5
4. Juli Coleman (1984-85)	27	646	23.9
5. Tanja Kostic (1995-96)	28	650	23.2
6. Juli Coleman (1983-84)	29	658	22.7
7. Tanja Kostic (1994-95)	29	648	22.4
8. Judy Shannon (1991-92)	28	600	21.4
9. Tanja Kostic (1993-94)	28	578	20.6
10. Chelle Flamoe (1987-88)	28	560	20.0
Casey Bunn (2006-07)	28	560	20.0

PAC-12 SINGLE-SEASON TOP 10

POINTS	G	PTS
1. Tanja Kostic (1994-95)	18	399
2. Tanja Kostic (1995-96)	18	393
3. Felicia Ragland (2000-01)	18	392
4. Judy Shannon (1991-92)	18	362
5. Casey Bunn (2006-07)	18	361
6. Tanja Kostic (1993-94)	18	354
7. Chelle Flamoe (1987-88)	18	346
8. Judy Shannon (1990-91)	18	348
9. Kim Butler (2005-06)	18	341
10. Monica Watts (1997-98)	18	332

SCORING AVERAGE	G	AVG
1. Tanja Kostic (1994-95)	18	22.2
2. Felicia Ragland (2000-01)	18	21.8
Tanja Kostic (1995-96)	18	21.8
4. Casey Bunn (2006-07)	18	20.1
Judy Shannon (1991-92)	18	20.1
6. Tanja Kostic (1993-94)	18	19.7
7. Judy Shannon (1990-91)	18	19.3
8. Chelle Flamoe (1987-88)	18	19.2
9. Kim Butler (2005-06)	18	18.9
10. Monica Watts (1997-98)	18	18.4

(played in minimum of 66.7% of games)

RECORDS BY CLASS

SENIORS	G	PTS
1. Carol Menken (1980-81)	28	828
2. Juli Coleman (1984-85)	27	646
3. Tanja Kostic (1995-96)	28	650
4. Felicia Ragland (2001-02)	32	638
5. Judy Shannon (1991-92)	28	600
6. Kim Butler (2005-06)	31	576
7. Casey Bunn (2006-07)	28	560
8. Shannon Howell (2004-05)	29	503
Chelle Flamoe (1988-89)	28	503
10. Brittney Davis (2008-09)	32	465

JUNIORS	G	PTS
1. Carol Menken (1979-80)	31	831
2. Juli Coleman (1983-84)	29	658
3. Tanja Kostic (1994-95)	29	648
4. Felicia Ragland (2000-01)	29	572
5. Chelle Flamoe (1987-88)	28	560
6. Judy Shannon (1990-91)	28	548
7. Jan Martin (1981-82)	28	498
8. Talisa Rhea (2009-10)	31	473
Monica Raspberry (1986-87)	28	473
10. Judy Spoelstra (1981-82)	28	431

SOPHOMORES	G	PTS
1. Carol Menken (1978-79)	22	584
2. Tanja Kostic (1993-94)	28	578
3. Juli Coleman (1982-83)	30	474
4. Talisa Rhea (2008-09)	32	433
Debbie Dalluge (1985-86)	28	433
6. Chelle Flamoe (1986-87)	28	420
7. Anette Mollerstrom (1993-94)	28	412
8. Kristina Lelas (1994-95)	29	396
9. Felicia Ragland (1999-00)	30	388
10. Brenda Arbuckle (1984-85)	27	380

FRESHMEN	G	PTS
1. Natalia Mattick (1990-91)	28	503
2. Tanja Kostic (1992-93)	26	473
3. Brenda Arbuckle (1983-84)	29	407
4. Kari Parriott (1987-88)	28	402
5. Ali Gibson (2011-12)	33	387
6. Anette Mollerstrom (1992-93)	27	380
7. Alyssa Martin (2010-11)	30	372
8. Chelle Flamoe (1985-86)	28	368
9. Haiden Palmer (2009-10)	31	335
10. Chris Acarregui (1979-80)	31	314

SCORING RECORDS

SINGLE-GAME SCORING RECORDS (includes all 30+ point games)

NAME	PTS	OPPONENT	DATE
Carol Menken	51	Alaska-Anchorage	2/7/1980
Carol Menken	46	Utah	12/1/1980
Tanja Kostic	43	Boise State	12/16/1995
Carol Menken	43	Seattle	1/12/1980
Talisa Rhea	42	Sacramento State	11/16/2008
Judy Shannon	42	Washington	1/20/1991
Carol Menken	42	Seattle	3/4/1980
Shannon Howell	40	Washington	1/17/2004
Juli Coleman	40	Pacific	1/28/1984
Carol Menken	38	Oregon	3/15/1981
Carol Menken	38	OCE	1/9/1979
Felicia Ragland	37	Portland	12/6/2001
Juli Coleman	37	Brigham Young	11/23/1983
Carol Menken	37	Stanford	2/14/1981
Carol Menken	37	UCLA	3/16/1979
Carol Menken	37	Washington	1/6/1979
Shannon Howell	36	Florida	12/12/2004
Felicia Ragland	36	UC Santa Barbara	1/16/2002
Judy Shannon	36	Arizona	2/20/1992
Judy Shannon	36	Cal State Fullerton	12/7/1991
Chelle Flamoe	36	Brigham Young	12/21/1987
Juli Coleman	36	San Jose State	2/9/1984
Carol Menken	36	Colorado State	12/4/1980
Nicole Funn	35	Ohio	11/30/2000
Monica Watts	35	Arizona	2/19/1998
Tanja Kostic	35	California	1/18/1996
Monica Raspberry	35	Oregon	12/10/1988
Chelle Flamoe	35	Arizona	1/16/1988
Carol Menken	35	Washington	2/26/1981
Carol Menken	35	UC Irvine	12/31/1979
Carol Menken	35	San Jose State	12/8/1979
Carol Menken	35	Oregon	3/10/1979
Carol Menken	35	Montana State	2/2/1979
Ashley Allen	34	Western Carolina	12/15/2007
Shannon Howell	34	Washington	1/15/2005
Tanja Kostic	34	Arizona	2/23/1995
Debbie Dalluge	34	Texas A&M	11/30/1985
Juli Coleman	34	Washington State	2/25/1984
Carol Menken	34	UCLA	3/18/1981
Carol Menken	34	Portland State	1/8/1981
Carol Menken	34	Washington	1/11/1980
Carol Menken	34	San Francisco	12/7/1979
Shannon Howell	33	Washington State	1/13/2005
Tanja Kostic	33	Nebraska	12/2/1995
Tanja Kostic	33	California	2/2/1995
Tanja Kostic	33	UCLA	3/10/1994
Tanja Kostic	33	St. Mary's	11/27/1993
Juli Coleman	33	Washington	2/23/1985
Carol Menken	33	Washington State	2/21/1981
Carol Menken	33	Nebraska	12/5/1980
Carol Menken	33	Drake	3/21/1980
Carol Menken	33	Boise State	2/23/1980
Carol Menken	33	Montana State	1/31/1980
Carol Menken	33	UCLA	12/18/1979
Carol Menken	33	Oregon	3/1/1979
Shannon Howell	32	Stanford	12/27/2003
Felicia Ragland	32	UCLA	12/22/2001
Felicia Ragland	32	Kansas State	12/9/2001
Felicia Ragland	32	Arizona State	3/3/2001
Tanja Kostic	32	Washington State	2/17/1994

NAME	PTS	OPPONENT	DATE
Anette Mollerstrom	32	Georgia	12/13/1992
Chelle Flamoe	32	Arizona	2/10/1989
Chelle Flamoe	32	Portland	11/28/1987
Carol Menken	32	Montana	3/14/1981
Carol Menken	32	Oregon	2/11/1981
Carol Menken	32	Texas	12/18/1980
Carol Menken	32	California	12/6/1980
Carol Menken	32	Boise State	1/12/1979
Kim Butler	31	UCLA	2/23/2006
Kim Butler	31	Portland State	12/13/2005
Brina Chaney	31	Oregon	2/7/2004
Felicia Ragland	31	UCLA	2/25/2001
Anette Mollerstrom	31	California	2/2/1995
Tanja Kostic	31	Pepperdine	12/16/1992
Juli Coleman	31	Oregon	1/25/1985
Jan Martin	31	Washington	1/30/1982
Carol Menken	31	Montana State	3/8/1979
Talisa Rhea	30	Oregon	1/9/2010
Brittney Davis	30	Arizona	1/3/2008
Kim Butler	30	California	2/2/2006
Felicia Ragland	30	California	2/8/2001
Tanja Kostic	30	UCLA	3/9/1995
Anette Mollerstrom	30	California	3/5/1994
Tanja Kostic	30	Boston College	12/4/1992
Judy Shannon	30	Stanford	2/6/1992
Judy Shannon	30	UCLA	2/24/1991
Judy Shannon	30	Portland State	12/12/1990
Chelle Flamoe	30	Washington	2/17/1989
Monica Raspberry	30	Arizona State	1/4/1987
Juli Coleman	30	California	2/15/1985
Juli Coleman	30	San Jose State	2/2/1985
Juli Coleman	30	Arizona	12/7/1984
Juli Coleman	30	California	3/9/1984
Juli Coleman	30	Baylor	12/9/1983
Carol Menken	30	Oregon	12/20/1979
Carol Menken	30	Portland State	12/19/1979
Carol Menken	30	Seattle	1/27/1979
Carol Menken	* 30	Western Washington	1/4/1979

* First 30-point game in OSU history

TOTALS

MOST GAMES WITH 30+ POINTS	
36	Carol Menken Jan. 1979 to Mar. 1981
11	Juli Coleman Nov. 1983 to Feb. 1985
11	Tanja Kostic Dec. 1992 to Jan. 1996
7	Felicia Ragland Feb. 2001 to Feb. 2002
6	Judy Shannon Jan. 1991 to Feb. 1992
5	Chelle Flamoe Nov. 1987 to Feb. 1989
5	Shannon Howell Jan. 2004 to Jan. 2005
3	Anette Mollerstrom Dec. 1992 to Feb. 1995
3	Kim Butler Dec. 2005 to Feb. 2006
2	Talisa Rhea Nov. 2008 to Jan. 2010
2	Monica Raspberry Jan. 1987 to Dec. 1988
1	Nicole Funn Nov. 2000
1	Monica Watts Feb. 1998
1	Ashley Allen Dec. 2007
1	Debbie Dalluge Nov. 1985
1	Brina Chaney Feb. 2004
1	Brittney Davis Jan. 2008
1	Jan Martin Jan. 1982
98	Total Jan. 1979 to Present

MOST TIMES WITH 30+ POINTS AGAINST OPPONENTS	
9 California
9 Oregon
9 UCLA
9 Washington
7 Arizona
4 Portland State
4 Washington State
3 Boise State
3 Montana State
3 San Jose State
3 Seattle
3 Stanford

BEST OREGON STATE DEBUT (FRESHMAN)

24	Alyssa Martin vs. Long Beach State, 11/13/2010
21	Natalia Mattick vs. Southwest Texas, 11/23/1990
18	Talisa Rhea vs. Cal Poly, 11/10/2007


BEST OREGON STATE DEBUT (SOPHOMORE)

21	Carol Menken vs. Alaska-Anchorage, 12/2/1978
----	--

BEST OREGON STATE DEBUT (JUNIOR)

16	Tammy Arnold vs. San Diego State, 11/17/1998
13	Judy Spoelstra vs. Wayland Baptist, 11/26/1981
12	Kim Butler vs. Idaho State, 11/19/2004

1,000-POINT SCORERS



TANJA KOSTIC (1993-96)

2,349 POINTS IN 111 GAMES - 21.2 ppg. average

Year	RECORD	GP-GS	MIN	FG-FGA	PCT	3FG-FGA	PCT	FT-FTA	PCT	REB	AVG	PF-D	AST	TO	BS	ST	PTS	AVG
92-93	15-12	26-26	861	179-377	.475	1-1	1.000	114-179	.637	213	8.2	77-3	29	117	14	40	473	18.2
93-94	17-11	28-28	965	224-441	.508	0-0	.000	130-187	.695	264	9.4	75-1	56	112	13	49	578	20.6
94-95	21-8	28-28	991	236-449	.526	0-0	.000	176-274	.642	221	7.6	75-4	53	101	11	34	648	22.4
95-96	19-9	28-28	1040	230-506	.455	2-4	.500	188-263	.715	303	10.8	68-1	36	100	5	53	650	23.2
TOTALS	72-40	111-111	3857	868-1773	.490	3-5	.600	608-903	.673	1001	9.0	295-9	174	430	43	176	2349	21.2



CAROL MENKEN-SCHAUDT (1979-81)

2,243 POINTS IN 81 GAMES - 27.7 ppg. average

Year	RECORD	GP-GS	MIN	FG-FGA	PCT	3FG-FGA	PCT	FT-FTA	PCT	REB	AVG	PF-D	AST	TO	BS	ST	PTS	AVG
78-79	15-7	22-20	804	239-379	.630	0-0	.000	106-173	.612	274	12.5	60-3	18	53	22	35	584	26.5
79-80	23-8	31-31	891	353-518	.681	0-0	.000	125-217	.576	325	10.5	79-2	18	93	52	106	831	26.8
80-81	22-6	28-28	743	363-484	.750	0-0	.000	102-161	.634	302	10.9	76-1	25	78	69	74	828	29.6
TOTALS	60-21	81-79	2438	955-1381	.692	0-0	.000	333-551	.604	901	11.1	215-6	61	225	143	215	2243	27.7



CHELLE FLAMOE (1986-89)

1,851 POINTS IN 112 GAMES - 16.5 ppg. average


Year	RECORD	GP-GS	MIN	FG-FGA	PCT	3FG-FGA	PCT	FT-FTA	PCT	REB	AVG	PF-D	AST	TO	BS	ST	PTS	AVG
85-86	7-21	28-28	1067	148-300	.493	0-0	.000	72-94	.766	99	3.5	80-2	107	123	6	50	368	13.1
86-87	17-11	28-28	1062	191-352	.543	0-0	.000	38-67	.567	116	4.1	83-3	111	67	6	43	420	15.0
87-88	10-18	28-28	1098	240-449	.535	1-2	.500	79-117	.675	100	3.6	75-0	93	83	10	88	560	20.0
88-89	13-15	28-28	1091	205-415	.494	6-17	.353	87-113	.770	101	3.6	66-0	110	77	6	66	503	18.0
TOTALS	47-65	112-112	4318	784-1516	.517	7-19	.368	278-391	.706	416	3.7	314-5	421	350	28	247	1851	16.5



JULI COLEMAN (1982-85)

1,840 POINTS IN 106 GAMES - 17.4 ppg. average

Year	RECORD	GP-GS	MIN	FG-FGA	PCT	3FG-FGA	PCT	FT-FTA	PCT	REB	AVG	PF-D	AST	TO	BS	ST	PTS	AVG
81-82	20-8	20-0	120	28-64	.438	0-0	.000	6-9	.667	20	1.0	14-0	10	12	0	17	62	3.1
82-83	24-6	30-30	958	211-428	.493	0-0	.000	52-69	.754	90	3.0	39-0	76	72	0	53	474	15.8
83-84	21-8	29-29	1117	291-581	.501	0-0	.000	76-101	.752	87	3.0	54-0	76	94	1	83	658	22.7
84-85	19-10	27-26	992	267-519	.515	0-0	.000	112-139	.806	49	1.8	47-1	95	122	1	76	646	23.9
TOTALS	84-32	106-85	3187	797-1591	.501	0-0	.000	246-318	.773	246	2.3	154-1	257	300	2	229	1840	17.4



FELICIA RAGLAND (1999-02)

1,803 POINTS IN 118 GAMES - 15.3 ppg. average

Year	RECORD	GP-GS	MIN	FG-FGA	PCT	3FG-FGA	PCT	FT-FTA	PCT	REB	AVG	PF-D	AST	TO	BS	ST	PTS	AVG
98-99	11-16	27-26	674	78-214	.364	18-57	.316	31-47	.660	126	4.7	50-2	49	91	2	41	205	7.6
99-00	14-16	30-30	932	146-391	.373	28-105	.267	68-91	.747	186	6.2	84-4	86	108	10	63	388	12.9
00-01	16-13	29-29	910	206-464	.444	63-136	.463	97-129	.752	215	7.4	92-3	56	87	6	75	572	19.7
01-02	17-15	32-32	1037	229-581	.394	68-199	.347	111-134	.828	212	6.6	77-2	73	99	3	79	638	19.9
TOTALS	58-60	118-117	3553	659-1650	.400	178-497	.358	307-401	.766	739	6.3	303-11	284	385	21	258	1803	15.3



ANETTE MOLLERSTROM (1993-96)

1,582 POINTS IN 112 GAMES - 14.1 ppg. average

Year	RECORD	GP-GS	MIN	FG-FGA	PCT	3FG-FGA	PCT	FT-FTA	PCT	REB	AVG	PF-D	AST	TO	BS	ST	PTS	AVG
92-93	15-12	27-23	817	156-315	.495	14-39	.359	54-80	.675	110	4.1	67-4	40	106	4	51	380	14.1
93-94	17-11	28-28	844	165-286	.577	43-93	.462	39-69	.565	107	3.8	90-4	69	90	4	54	412	14.7
94-95	21-8	29-29	860	170-309	.550	32-94	.340	48-63	.762	142	4.9	95-5	88	83	7	53	420	14.5
95-96	19-9	28-28	820	141-283	.498	24-83	.289	64-99	.719	138	4.9	90-4	51	78	3	43	370	13.2
TOTALS	72-40	112-108	3341	632-1193	.530	113-309	.366	205-301	.681	497	4.4	362-17	248	357	18	201	1582	14.1



TINA LELAS (1994-97)

1,313 POINTS IN 110 GAMES - 11.9 ppg. average

Year	RECORD	GP-GS	MIN	FG-FGA	PCT	3FG-FGA	PCT	FT-FTA	PCT	REB	AVG	PF-D	AST	TO	BS	ST	PTS	AVG
93-94	17-11	26-21	654	98-196	.500	0-0	.000	65-104	.625	145	5.6	68-1	18	60	17	15	261	10.0
94-95	21-8	29-28	737	143-232	.616	0-0	.000	110-180	.611	202	7.0	83-1	18	59	13	12	396	13.7
95-96	19-9	28-24	611	95-212	.448	0-1	.000	49-108	.454	149	5.3	80-2	13	48	9	15	239	8.5
96-97	11-17	27-27	867	160-309	.518	0-2	.000	87-210	.462	246	9.1	67-2	40	84	21	26	417	15.4
TOTALS	68-45	110-100	2869	496-949	.523	0-3	.000	321-602	.533	742	6.7	318-6	89	251	60	68	1313	11.9



TALISA RHEA (2008-10)

1,214 POINTS IN 94 GAMES - 12.9 ppg. average

Year	RECORD	GP-GS	MIN	FG-FGA	PCT	3FG-FGA	PCT	FT-FTA	PCT	REB	AVG	PF-D	AST	TO	BS	ST	PTS	AVG
07-08	12-19	31-13	692	103-280	.368	67-181	.370	35-45	.778	78	2.5	28-0	53	61	2	26	308	9.9
08-09	20-12	32-32	1020	155-414	.374	64-208	.308	58-80	.738	121	3.8	40-1	73	84	8	36	433	13.5
09-10	11-20	31-31	1062	153-456	.336	44-166	.265	123-158	.778	113	3.6	57-1	83	115	7	23	473	15.3
TOTALS	43-51	94-76	2774	411-1150	.357	175-555	.315	217-283	.767	312	3.3	125-2	209	260	17	85	1214	12.9



CASEY BUNN (2003-07)

1,163 POINTS IN 122 GAMES - 9.5 ppg. average

Year	RECORD	GP-GS	MIN	FG-FGA	PCT	3FG-FGA	PCT	FT-FTA	PCT	REB	AVG	PF-D	AST	TO	BS	ST	PTS	AVG
2002-03	15-15	30-7	503	79-163	.485	2-14	.143	38-60	.633	119	4.0	54-0	23	56	2	24	199	6.6
2003-04	17-15	5-0	74	16-30	.533	3-8	.375	7-10	.700	18	3.6	10-0	7	5	3	2	42	8.4
2004-05	6-23	29-24	617	64-140	.457	0-10	.000	25-40	.625	144	5.0	81-2	27	62	12	25	153	5.3
2005-06	16-15	30-11	889	75-183	.410	6-14	.429	54-84	.643	216	7.2	93-7	52	54	11	41	210	7.0
2006-07	9-19	28-28	1060	212-482	.438	14-35	.400	122-158	.772	182	6.5	87-4	30	96	6	40	560	20.0
TOTALS	63-87	122-70	3143	446-978	.456	25-81	.309	246-352	.699	679	5.6	325-13	139	273	34	132	1163	9.5



HOLLYE CHAPMAN (2001-04)

1,151 POINTS IN 123 GAMES - 9.4 ppg. average

Year	RECORD	GP-GS	MIN	FG-FGA	PCT	3FG-FGA	PCT	FT-FTA	PCT	REB	AVG	PF-D	AST	TO	BS	ST	PTS	AVG
00-01	16-13	29-1	613	68-146	.466	4-18	.222	17-25	.654	157	3.5	38-1	12	43	2	22	157	6.4
01-02	17-15	32-8	792	131-270	.485	17-46	.370	25-41	.610	171	5.3	54-0	31	62	15	20	304	9.5
02-03	15-15	30-28	926	149-303	.492	33-92	.359	24-42	.571	183	6.1	61-1	77	70	11	18	355	11.8
03-04	17-15	32-15	891	135-295	.458	39-91	.429	26-37	.703	194	6.1	59-0	58	85	9	26	335	10.5
TOTALS	65-58	123-52	3222	483-1014	.476	93-247	.377	92-146	.630	647	5.3	212-2	178	260	37	86	1151	9.4



JUDY SHANNON (1991-92)

1,148 POINTS IN 56 GAMES - 20.5 ppg. average

Year	RECORD	GP-GS	MIN	FG-FGA	PCT	3FG-FGA	PCT	FT-FTA	PCT	REB	AVG	PF-D	AST	TO	BS	ST	PTS	AVG
90-91	17-11	28-28	917	224-507	.442	0-4	.000	100-139	.719	265	9.5	84-3	45	69	46	81	548	19.6
91-92	8-20	28-28	1002	236-537	.440	3-16	.188	125-161	.691	265	9.5	93-3	44	85	46	83	600	21.4
TOTALS	25-31	56-56	1919	460-1042	.441	3-20	.150	225-320	.703	530	9.5	177-6	89	154	92	164	1148	20.5



JAN MARTIN (1980-83)

1,145 POINTS IN 106 GAMES - 10.8 ppg. average

Year	RECORD	GP-GS	MIN	FG-FGA	PCT	3FG-FGA	PCT	FT-FTA	PCT	REB	AVG	PF-D	AST	TO	BS	ST	PTS	AVG
79-80	23-8	26-0	241	64-108	.593	0-0	.000	31-48	.646	82	3.2	53-1	6	41	17	16	159	6.4
80-81	22-5	22-0	164	44-77	.571	0-0	.000	12-26	.462	58	2.6	24-0	5	13	17	10	100	4.5
81-82	20-8	28-25	804	219-377	.581	0-0	.000	60-97	.619	182	6.5	102-7	7	38	32	62	498	17.8
82-83	24-6	30-30	811	166-307	.541	0-0	.000	56-98	.571	124	4.1	114-8	7	55	50	71	388	12.9
TOTALS	89-28	106-55	2020	493-889	.587	0-0	.000	159-289	.591	446	4.2	293	25	147	116	159	1145	10.8



BRENDA ARBUCKLE (1984-87)

1,085 POINTS IN 80 GAMES - 13.6 ppg. average

Year	RECORD	GP-GS	MIN	FG-FGA	PCT	3FG-FGA	PCT	FT-FTA	PCT	REB	AVG	PF-D	AST	TO	BS	ST	PTS	AVG
83-84	21-8	29-29	1002	176-389	.452	0-0	.000	55-103	.534	298	10.3	93-4	42	81	47	75	407	14.0
84-85	19-10	27-27	915	161-379	.425	0-0	.000	58-107	.542	204	7.6	74-2	80	72	30	84	380	14.1
86-87	17-11	24-23	814	120-286	.420	0-0	.000	58-96	.604	179	7.5	77-4	52	66	38	58	299	12.4
TOTALS	57-29	80-79	2731	457-1054	.434	0-0	.000	171-306	.559	681	8.5	244-10	174	219	115	217	1085	13.6



LEILANI ESTAVAN (2001-04)

1,071 POINTS IN 122 GAMES - 8.8 ppg. average

Year	RECORD	GP-GS	MIN	FG-FGA	PCT	3FG-FGA	PCT	FT-FTA	PCT	REB	AVG	PF-D	AST	TO	BS	ST	PTS	AVG
00-01	16-13	29-9	707	41-107	.383	9-33	.242	35-43	.814	64	2.2	62-1	139	59	3	29	125	4.3
01-02	17-15	32-32	1126	97-245	.396	29-72	.389	62-82	.756	82	2.6	89-2	174	75	4	68	284	8.9
02-03	15-15	30-30	1024	128-326	.393	29-99	.293	75-95	.789	81	2.7	92-7	143	75	7	58	360	12.0
03-04	17-15	31-30	1030	103-287	.359	40-111	.360	56-67	.836	91	2.9	88-5	121	64	1	55	302	9.7
TOTALS	65-58	122-101	3887	369-965	.382	105-315	.333	228-287	.794	318	2.6	331-15	577	273	15	210	1071	8.8



SONJHIA FLEMING (1990-93)

1,060 POINTS IN 111 GAMES - 9.5 ppg. average

Year	RECORD	GP-GS	MIN	FG-FGA	PCT	3FG-FGA	PCT	FT-FTA	PCT	REB	AVG	PF-D	AST	TO	BS	ST	PTS	AVG
89-90	5-26	30-17	790	129-265	.487	0-0	.000	49-87	.563	186	6.2	98-3	23	89	7	43	307	10.2
90-91	17-11	27-27	793	96-239	.402	0-3	.000	44-88	.500	195	7.2	90-5	38	78	21	42	236	8.7
91-92	8-20	27-27	854	123-258	.475	0-0	.000	69-113	.611	197	7.3	103-7	30	98	10	39	315	11.7
92-93	15-12	27-27	868	85-171	.497	0-0	.000	32-72	.445	181	6.7	85-5	48	77	21	70	202	7.5
TOTALS	45-69	111-98	3305	433-934	.484	0-3	.000	194-360	.539	759	6.8	376-20	139	342	59	194	1060	9.5



ROBYN CLARK (1980-83)

1,009 POINTS IN 116 GAMES - 8.7 ppg. average

Year	RECORD	GP-GS	MIN	FG-FGA	PCT	3FG-FGA	PCT	FT-FTA	PCT	REB	AVG	PF-D	AST	TO	BS	ST	PTS	AVG
79-80	23-8	31-31	529	97-239	.406	0-0	.000	41-74	.554	125	4.0	115-13	42	110	16	48	235	7.6
80-81	22-5	28-28	571	100-194	.515	0-0	.000	30-47	.638	154	5.5	87-9	61	97	8	61	230	8.2
81-82	20-8	28-27	829	105-239	.439	0-0	.000	48-82	.585	144	5.1	101-11	66	77	11	69	256	9.2
82-83	24-6	29-29	1007	119-243	.490	0-0	.000	48-69	.696	189	6.5	91-3	89	89	5	60	286	9.9
TOTALS	89-28	116-115	2936	421-915	.460	0-0	.000	167-272	.614	612	5.3	394-36	258	373	40	238	1009	8.7

FIELD GOALS

CAREER TOP 10

FG MADE	G	FGM
1. Carol Menken (1979-81)	81	955
2. Tanja Kostic (1993-96)	111	869
3. Juli Coleman (1982-85)	106	797
4. Chelle Flamoe (1986-89)	112	784
5. Felicia Ragland (1999-02)	118	659
6. Anette Mollerstrom (1992-96)	112	632
7. Debbie Dalluge (1985-89)	112	533
8. Tina Lelas (1994-97)	110	496
9. Jan Martin (1980-83)	106	493
10. Hollye Chapman (2001-04)	123	483

FG ATTEMPTED	G	FGA
1. Tanja Kostic (1993-96)	111	1,773
2. Felicia Ragland (1999-02)	118	1,650
3. Juli Coleman (1982-85)	106	1,593
4. Chelle Flamoe (1986-89)	112	1,516
5. Carol Menken (1979-81)	81	1,381
6. Anette Mollerstrom (1992-96)	112	1,193
7. Talisa Rhea (2007-10)	94	1,150
8. Brenda Arbuckle (1984-87)	80	1,054
9. Judy Shannon (1991-92)	56	1,044
10. Hollye Chapman (2001-04)	123	1,014

FG PCT.	FG-FGA	PCT
1. Carol Menken (1979-81)	955-1,381	.692
2. Jan Martin (1980-83)	493-869	.567
3. A. Mollerstrom (1992-96)	632-1,193	.530
4. Sissel Pierce (1997-00)	435-824	.528
5. Tina Lelas (1994-97)	496-949	.523
6. T. Mothershed (1982-85)	352-689	.511
7. Chelle Flamoe (1986-89)	784-1,516	.517
8. Juli Coleman (1982-85)	797-1,591	.501
9. Chris Acarregui (1980-81)	223-448	.498
10. Tiffany Ducker (2005-09)	324-656	.494

(minimum two seasons played, 400 attempts)

SINGLE-SEASON TOP 10

FG MADE	G	FGM
1. Carol Menken (1980-81)	31	363
2. Carol Menken (1979-80)	31	353
3. Juli Coleman (1983-84)	29	291
4. Juli Coleman (1984-85)	27	267
5. Chelle Flamoe (1987-88)	28	241
6. Carol Menken (1978-79)	22	239
7. Judy Shannon (1991-92)	28	236
Tanja Kostic (1994-95)	29	236
9. Tanja Kostic (1995-96)	28	230
10. Felicia Ragland (2001-02)	32	229

FG ATTEMPTED	G	FGA
1. Felicia Ragland (2001-02)	32	581
Juli Coleman (1983-84)	29	581
3. Judy Shannon (1991-92)	28	537
4. Juli Coleman (1984-85)	27	518
Carol Menken (1979-80)	31	518
6. Judy Shannon (1990-91)	28	507
7. Tanja Kostic (1995-96)	28	506
8. Shannon Howell (2004-05)	29	482
9. Felicia Ragland (2000-01)	29	464
10. Casey Nash (2006-07)	28	462

FG PCT.	FG-FGA	PCT
1. Carol Menken (1980-81)	363-484	.750
2. Carol Menken (1979-80)	353-518	.681
3. * Judie Lomax (2006-07)	120-186	.645
4. Carol Menken (1978-79)	239-379	.630
5. Tina Lelas (1994-95)	143-232	.616
6. Jan Martin (1981-82)	219-377	.581
7. Patricia Bright (2011-12)	113-195	.579
8. A. Mollerstrom (1993-94)	165-286	.577
9. El Sara Greer (2010-11)	107-191	.560
10. Sissel Pierce (1997-98)	127-228	.557

(minimum 3.0 FGM per game)

PAC-12 SINGLE-SEASON

FG MADE	G	FGM
1. Chelle Flamoe (1987-88)	18	152
2. Tanja Kostic (1994-95)	18	146
3. Judy Shannon (1991-92)	18	142
4. Felicia Ragland (2000-01)	18	141
5. Tanja Kostic (1993-94)	18	141
6. Judy Shannon (1990-91)	18	139
7. Tanja Kostic (1995-96)	18	138
8. Casey Bunn (2006-07)	18	136
Monica Watts (1997-98)	18	133
10. Monica Raspberry (1986-87)	18	132

FG ATTEMPTED	G	FGA
1. Judy Shannon (1990-91)	18	334
2. Tanja Kostic (1995-96)	18	328
Judy Shannon (1991-92)	18	328
4. Casey Bunn (2006-07)	18	317
5. Felicia Ragland (2000-01)	18	310
6. Felicia Ragland (2001-02)	18	300
7. Monica Raspberry (1986-87)	18	297
8. Tanja Kostic (1993-94)	18	295
9. Chelle Flamoe (1987-88)	18	288
10. Shannon Howell (2004-05)	18	284

FG PCT.	FG-FGA	PCT
1. Tina Lelas (1994-95)	87-135	.645
2. Judie Lomax (2006-07)	80-125	.640
3. El Sara Greer (2010-11)	63-110	.573
4. A. Mollerstrom (1993-94)	101-178	.567
5. A. Mollerstrom (1994-95)	115-210	.548
6. Tiffany Ducker (2007-08)	54-100	.540
7. Sissel Pierce (1999-00)	106-197	.538
8. Sissel Pierce (1997-98)	81-152	.533
9. Tanja Kostic (1994-95)	146-276	.529
10. Chelle Flamoe (1987-88)	152-288	.528

(minimum 3.0 FGM per game)

SINGLE-GAME RECORDS

FG MADE	Player	Game
25	Carol Menken vs. Alaska-Anchorage	2/7/1980 (25-for-31)

FG ATTEMPTED	Player	Game
31	Carol Menken vs. Alaska-Anchorage	2/7/1980 (25-for-31)

FG PCT (minimum 10 attempts)	Player	Game
.941	Carol Menken vs. Washington State	2/21/1981 (16-for-17)

* Pac-12 Record

THREE-POINTERS

CAREER TOP 10

3-FG MADE	G	3FGM
1. Felicia Ragland (1999-02)	118	178
2. Talisa Rhea (2008-10)	94	175
3. Sage Indendi (2011-pres.)	63	121
4. Anette Mollerstrom (1993-96)	112	113
5. Leilani Estavan (2001-04)	122	105
6. A.J. Dionne (1993-96)	112	96
7. Alyssa Martin (2011-pres.)	63	95
8. Holly Chapman (2001-04)	123	93
9. Ashley Allen (2007-08)	59	90
10. Mandy Close (2003-06)	121	84

3-FG ATTEMPTED	G	3FGA
1. Talisa Rhea (2008-10)	94	555
2. Felicia Ragland (1999-02)	118	497
3. Sage Indendi (2011-pres.)	63	345
4. Leilani Estavan (2001-04)	122	315
5. Anette Mollerstrom (1993-96)	112	309
6. Alyssa Martin (2011-pres.)	63	307
7. A.J. Dionne (1993-96)	112	289
8. Ashley Allen (2007-08)	59	282
9. Mandy Close (2003-06)	121	280
10. Anita Rivera (2003-06)	95	274

3-FG PCT.	3M-3A	PCT
1. Holly Chapman (2001-04)	93-247	.377
2. A. Mollerstrom (1993-96)	113-309	.366
3. Sage Indendi (2011-pres.)	121-345	.351
4. Felicia Ragland (1999-02)	178-497	.358
5. Julie Futch (2007-10)	56-160	.350
6. Brittney Davis (2008-09)	78-226	.345
7. Leilani Estavan (2001-04)	105-315	.333
8. A.J. Dionne (1993-96)	96-289	.332
9. Missy Smith (1992-93)	55-171	.322
10. Ashley Allen (2007-08)	90-282	.319

(minimum two seasons played, 125 attempts)

SINGLE-SEASON TOP 10

3-FG MADE	G	3FGM
1. Sage Indendi (2010-11)	30	75
2. Felicia Ragland (2001-02)	32	69
3. Talisa Rhea (2007-08)	31	67
4. Talisa Rhea (2008-09)	32	64
5. Felicia Ragland (2000-01)	29	63
6. Alyssa Martin (2010-11)	30	60
7. Ashley Allen (2007-08)	31	57
8. Ali Gibson (2011-12)	33	56
9. Brittney Davis (2008-09)	32	55
10. Anita Rivera (2005-06)	31	49

3-FG ATTEMPTED	G	3FGA
1. Talisa Rhea (2008-09)	32	208
2. Felicia Ragland (2001-02)	32	199
3. Sage Indendi (2010-11)	30	183
4. Talisa Rhea (2007-08)	31	181
5. Ashley Allen (2007-08)	31	180
6. Alyssa Martin (2010-11)	30	176
7. Anita Rivera (2005-06)	31	171
8. Talisa Rhea (2009-10)	31	166
9. Sage Indendi (2011-12)	33	162
10. Ali Gibson (2011-12)	33	161

3-FG PCT.	3M-3A	PCT
1. Felicia Ragland (2000-01)	63-136	.463
2. A. Mollerstrom (1993-94)	43-93	.462
2. Holly Chapman (2003-04)	39-91	.429
3. Sage Indendi (2010-11)	75-183	.410
4. Talisa Rhea (2007-08)	67-181	.370
5. Leilani Estavan (2003-04)	40-111	.360
A.J. Dionne (1994-95)	32-89	.360
6. Holly Chapman (2002-03)	33-92	.359
7. Brittney Davis (2008-09)	55-155	.355
8. Ali Gibson (2011-12)	56-161	.348

(minimum 1.0 3FGM per game)

RECORDS BY CLASS

SENIORS	G	3FGM
1. Felicia Ragland (2001-02)	32	69
2. Ashley Allen (2007-08)	31	57
3. Brittney Davis (2008-09)	32	55
4. Anita Rivera (2005-06)	31	49
5. Leilani Estavan (2003-04)	31	40
Nicole McAllister (1997-98)	27	40

JUNIORS	G	3FGM
1. Felicia Ragland (2000-01)	29	63
2. Sage Indendi (2011-12)	33	46
3. Talisa Rhea (2009-10)	31	44
4. Ashley Allen (2006-07)	28	33
Holly Chapman (2002-03)	30	33

PAC-12 SINGLE-SEASON

3-FG MADE	G	3FGM
1. Sage Indendi (2010-11)	18	51
2. Felicia Ragland (2000-01)	18	46
3. Talisa Rhea (2007-08)	18	39
4. Ali Gibson (2011-12)	18	35
Anita Rivera (2005-06)	18	35
6. Alyssa Martin (2010-11)	18	32
Felicia Ragland (2001-02)	18	32
8. Brittney Davis (2008-09)	18	31
Sage Indendi (2011-12)	18	31
Talisa Rhea (2008-09)	18	31
A. Mollerstrom (1993-94)	18	31

3-FG ATTEMPTED	G	3FGA
1. Sage Indendi (2010-11)	18	117
2. Anita Rivera (2005-06)	18	110
Talisa Rhea (2008-09)	18	110
4. Ashley Allen (2007-08)	18	103
5. Talisa Rhea (2007-08)	18	102
6. Alyssa Martin (2010-11)	18	101
7. Talisa Rhea (2009-10)	18	98
8. Sage Indendi (2011-12)	18	94
Felicia Ragland (2001-02)	18	94
Felicia Ragland (2000-01)	18	94

3-FG PCT.	3M-3A	PCT
1. Felicia Ragland (2000-01)	46-94	.489
2. A. Mollerstrom (1993-94)	31-67	.463
3. Sage Indendi (2010-11)	51-117	.436
4. Ali Gibson (2011-12)	35-86	.407
5. Brittney Davis (2008-09)	31-81	.383
6. Talisa Rhea (2007-08)	39-102	.382
7. A.J. Dionne (1994-95)	23-61	.377
8. Holly Chapman (2002-03)	21-56	.375
9. Leilani Estavan (2002-03)	20-55	.364
10. Nicole McAllister (1997-98)	27-75	.360

(minimum 1.0 3FGM per game)

SOPHOMORES	G	3FGM
1. Sage Indendi (2010-11)	30	75
2. Talisa Rhea (2008-09)	32	64
3. A. Mollerstrom (1993-94)	28	43
4. Alyssa Martin (2011-12)	33	35
5. Leilani Estavan (2001-02)	32	28
Felicia Ragland (1999-00)	30	28

FRESHMEN	G	3FGM
1. Talisa Rhea (2007-08)	31	67
2. Alyssa Martin (2010-11)	30	60
3. Ali Gibson (2011-12)	33	56
4. Vanessa Morris (1996-97)	27	27
5. Jasmine Smith (2006-07)	28	25
A.J. Dionne (1992-93)	27	25

SINGLE-GAME RECORDS

3-FG MADE	G	3FGM
10 * Talisa Rhea vs. Sacramento State		
11/16/2008 (10-for-19)		
8 Talisa Rhea vs. Washington State		
1/19/2008 (8-for-13)		
7 Talisa Rhea vs. Oregon		
1/9/2010 (7-for-8)		
7 Felicia Ragland vs. UC Santa Barbara		
1/16/2002 (7-for-15)		
7 Felicia Ragland vs. UCLA		
12/22/2001 (7-for-14)		

3-FG ATTEMPTED	G	3FGA
19 Talisa Rhea vs. Sacramento State		
11/16/2008 (10-for-19)		
16 Felicia Ragland vs. Kansas State		
12/9/2001 (6-for-16)		
15 Felicia Ragland vs. UC Santa Barbara		
1/16/2002 (7-for-15)		

3-FG PCT. (5 ATT.)	G	3FGM
.800 Julie Futch vs. CSU Bakersfield		
2/2/2010 (4-for-5)		
.800 Leilani Estavan vs. Cincinnati		
12/19/2003 (4-for-5)		
.800 Anette Mollerstrom vs. Arizona		
1/30/1993 (4-for-5)		

3-FG PCT. (6 ATT.)	G	3FGM
.833 Talisa Rhea vs. UCLA		
1/26/2008 (5-for-6)		
.833 Michelle Smith vs. Washington		
2/20/2003 (5-for-6)		
.833 Vanessa Morris vs. California		
2/15/1997 (5-for-6)		

3-FG PCT. (7 ATT.)	G	3FGM
.857 Felicia Ragland vs. Arizona State		
3/3/2001 (6-for-7)		
.714 Sage Indendi vs. Washington		
2/5/2011 (5-for-7)		
.714 Alyssa Martin vs. Long Beach State		
11/13/2010 (5-for-7)		

3-FG PCT. (8+ ATT.)	G	3FGM
.714 Brittney Davis vs. Arizona		
2/5/2009 (5-for-7)		
.714 Brittney Davis vs. Washington		
1/17/2009 (5-for-7)		
.875 Talisa Rhea vs. Oregon		
1/9/2010 (7-for-8)		

3-FG PCT. (9+ ATT.)	G	3FGM
.750 Sage Indendi vs. Washington State		
2/3/2011 (6-for-8)		
.750 Felicia Ragland vs. Stanford		
2/10/2001 (6-for-8)		

* Pac-12 Record

FREE THROWS

CAREER TOP 10

FT MADE	G	FTM
1. * Tanja Kostic (1993-96)	111	608
2. Carol Menken (1979-81)	81	333
3. Tina Lelas (1994-97)	110	321
4. Felicia Ragland (1999-02)	118	307
5. Chelle Flamoe (1986-89)	112	276
6. Ericka Cook (1999-02)	118	265
7. M. Fox-Griffin (2006-09)	118	260
Brina Chaney (2001-04)	123	260
9. Juli Coleman (1982-85)	106	246
10. Shannon Howell (2004-05)	51	240

FT ATTEMPTED	G	FTA
1. * Tanja Kostic (1993-96)	111	903
2. Tina Lelas (1994-97)	110	602
3. Carol Menken (1979-81)	81	551
4. Ericka Cook (1999-02)	118	435
5. Felicia Ragland (1999-02)	118	401
6. Chelle Flamoe (1986-89)	112	391
7. Brina Chaney (2001-04)	123	363
8. Sonijhia Fleming (1990-93)	91	360
9. Casey Bunn (2003-07)	117	342
10. M. Fox-Griffin (2006-09)	118	320

* Pac-12 Record

SINGLE-SEASON TOP 10

FT MADE	G	FTM
1. Tanja Kostic (1995-96)	28	180
2. Tanja Kostic (1994-95)	29	176
3. Shannon Howell (2004-05)	29	144
4. Kim Butler (2005-06)	31	143
5. Tanja Kostic (1993-94)	28	130
Brittney Davis (2008-09)	32	130
7. Carol Menken (1979-80)	31	125
Judy Shannon (1991-92)	28	125
9. Talisa Rhea (2009-10)	31	123
10. Casey Bunn (2006-07)	28	122

FT ATTEMPTED	G	FTA
1. * Tanja Kostic (1994-95)	29	274
2. Tanja Kostic (1995-96)	28	263
3. Carol Menken (1979-80)	31	217
4. Tina Lelas (1996-97)	27	210
5. Tanja Kostic (1993-94)	28	187
6. Kim Butler (2005-06)	31	186
7. Judy Shannon (1991-92)	28	181
8. Tanja Kostic (1992-93)	26	179
9. Carol Menken (1978-79)	22	173
10. Natalia Mattick (1990-91)	28	172

FT PCT.	FT-FTA	PCT
1. M. Fox-Griffin (2008-09)	81-90	.900
2. Shannon Howell (2004-05)	144-167	.862
3. Felicia Ragland (2001-02)	111-134	.828
4. Brina Chaney (2002-03)	82-100	.820
5. Kim Butler (2004-05)	74-91	.813
6. Brittney Davis (2007-08)	83-103	.806
Juli Coleman (1984-85)	112-139	.806
8. Shannon Howell (2003-04)	96-120	.800
9. Brittney Davis (2008-09)	130-163	.798
M. Fox-Griffin (2006-07)	95-119	.798

(minimum 2.0 FTM per game)

* Pac-12 Record

PAC-12 SINGLE-SEASON

FT MADE	G	FTM
1. Tanja Kostic (1994-95)	18	107
2. Kim Butler (2005-06)	18	102
3. Talisa Rhea (2009-10)	17	82
4. Shannon Howell (2004-05)	18	78
5. Casey Bunn (2006-07)	17	77
6. M. Fox-Griffin (2006-07)	18	76
Judy Shannon (1991-92)	18	76
8. Shannon Howell (2003-04)	17	74
9. Brittney Davis (2008-09)	18	73
10. Tanja Kostic (1993-94)	18	72

FT ATTEMPTED	G	FTA
1. Tanja Kostic (1994-95)	18	167
2. Kim Butler (2005-06)	18	136
3. Natalia Mattick (1990-91)	18	118
4. Judy Shannon (1991-92)	17	110
5. Talisa Rhea (2009-10)	17	105
6. Tanja Kostic (1993-94)	18	102
Judy Shannon (1990-91)	18	102
8. Casey Bunn (2006-07)	18	100
Tanja Kostic (1992-93)	18	100
10. M. Fox-Griffin (2006-07)	18	97

FT PCT.	FT-FTA	PCT
1. Brittney Davis (2007-08)	39-44	.886
2. M. Fox-Griffin (2008-09)	46-53	.868
3. Shannon Howell (2004-05)	78-90	.867
4. Chassie Wiersma (1999-00)	38-45	.844
5. E. Marchbanks (2011-12)	62-74	.838
6. Leilani Estavan (2001-02)	46-55	.836
7. Felicia Ragland (2001-02)	57-70	.814
8. M. Evashevski (1989-90)	34-42	.810
9. Leilani Estavan (2002-03)	47-59	.797
10. Shannon Howell (2003-04)	74-93	.796

(minimum 2.0 FTM per game)

SINGLE-GAME RECORDS

FT MADE	DATE	OPPONENT
20	* Judy Shannon vs. Washington	1/20/1991 (20-for-24)
15	Brina Chaney vs. Oregon	2/7/2004 (15-for-15)
15	Shannon Howell vs. USC	1/4/2004 (15-for-19)
13	Earlysia Marchbanks vs. Oregon	2/25/2012 (13-for-15)
13	Kim Butler vs. Arizona	2/11/2006 (13-for-13)
13	Carol Menken vs. San Jose State	12/8/1979 (13-for-18)

FT ATTEMPTED	DATE	OPPONENT
24	* Judy Shannon vs. Washington	1/20/1991 (20-for-24)
19	Shannon Howell vs. USC	1/4/2004 (15-for-19)
18	Carol Menken vs. San Jose State	12/8/1979 (13-for-18)
18	Tanja Kostic vs. California	1/9/1993 (10-for-18)

FT PCT. (10+ ATT.)	DATE	OPPONENT
1.000	Brittney Davis vs. Washington	2/12/2009 (12-for-12)
1.000	Casey Bunn vs. USC	2/1/2007 (10-for-10)
1.000	Kim Butler vs. Arizona	2/11/2006 (13-for-13)
1.000	% Brina Chaney vs. Oregon	2/7/2004 (15-for-15)
1.000	Kris Walsh vs. Santa Clara	12/6/1996 (10-for-10)
1.000	Judy Spoelstra vs. Hawai'i	1/1/1982 (10-for-10)

* Pac-12 Record (conference games)
% Pac-12 Record (tied)

REBOUNDS

CAREER TOP 15

REBOUNDS	G	REB
1. Tanja Kostic (1993-96)	111	1,001
2. Carol Menken (1979-81)	81	901
3. Sonjhia Fleming (1990-93)	91	759
4. Tiffany Ducker (2005-09)	123	755
5. Felicia Ragland (1999-02)	118	739
6. Brenda Arbuckle (1984-87)	80	681
7. Casey Bunn (2003-07)	117	661
8. Hollye Chapman (2001-04)	123	647
9. Brina Chaney (2001-04)	123	625
10. Robyn Clark (1980-83)	116	612
11. Debbie Dalluge (1985-89)	112	607
12. Tanya Mothershed (1982-85)	108	577
13. Ericka Cook (1999-02)	118	536
14. Judy Shannon (1991-92)	56	530
15. Sissel Pierce (1997-00)	97	567

SINGLE-SEASON TOP 10

REBOUNDS	G	REB
1. Carol Menken (1979-80)	31	325
2. Tanja Kostic (1995-96)	28	303
3. Carol Menken (1980-81)	28	302
4. Brenda Arbuckle (1983-84)	29	298
5. Carol Menken (1978-79)	22	274
6. Judy Shannon (1990-91)	28	265
Judy Shannon (1991-92)	28	265
8. Tanja Kostic (1993-94)	28	264
9. E. Marchbanks (2011-12)	33	250
10. Tina Lelas (1996-97)	27	246

REB AVERAGE	REB	AVG
1. Carol Menken (1978-79)	274	12.5
2. Tanja Kostic (1995-96)	303	10.8
Carol Menken (1980-81)	302	10.8
4. Carol Menken (1979-80)	325	10.5
5. Brenda Arbuckle (1983-84)	298	10.3
Kathy Vanderstoel (1977-78)	206	10.3
7. Judy Shannon (1990-91)	265	9.5
Judy Shannon (1991-92)	265	9.5
9. Tanja Kostic (1993-94)	264	9.4
10. Tina Lelas (1996-97)	246	9.1

(played in minimum of 66.7% of games)

PAC-12 SINGLE-SEASON

REBOUNDS	G	REB
1. Tanja Kostic (1995-96)	18	194
2. Judy Shannon (1990-91)	18	183
3. Tanja Kostic (1993-94)	18	174
4. Judy Shannon (1991-92)	18	154
5. Tina Lelas (1996-97)	18	152
6. Felicia Ragland (2000-01)	18	150
7. Kari Parriott (1987-88)	18	149
8. El Sara Greer (2010-11)	18	142
Tanja Kostic (1994-95)	18	142
10. E. Marchbanks (2011-12)	18	133

REB AVERAGE	REB	AVG
1. Tanja Kostic (1995-96)	194	10.8
2. Judy Shannon (1990-91)	183	10.2
3. Tanja Kostic (1993-94)	174	9.7
4. Judy Shannon (1991-92)	154	8.6
5. Tina Lelas (1996-97)	152	8.4
6. Felicia Ragland (2000-01)	150	8.3
Kari Parriott (1987-88)	149	8.3
8. El Sara Greer (2010-11)	142	7.9
Tanja Kostic (1994-95)	142	7.9
Brenda Arbuckle (1986-87)	127	7.9

(played in minimum of 66.7% of games)

RECORDS BY CLASS

SENIORS	G	REB
1. Tanja Kostic (1995-96)	28	303
2. Carol Menken (1980-81)	28	302
3. Judy Shannon (1991-92)	28	265
4. E. Marchbanks (2011-12)	33	250
5. Tina Lelas (1996-97)	27	246
6. El Sara Greer (2010-11)	30	242
7. Judy Spoelstra (1982-83)	30	234
8. Tiffany Ducker (2008-09)	32	224
9. Reda Petraitis (1999-00)	30	223
10. Felicia Ragland (2001-02)	21	212

JUNIORS	G	REB
1. Carol Menken (1979-80)	31	325
2. Judy Shannon (1990-91)	28	265
3. Judy Spoelstra (1981-82)	28	224
4. Tanja Kostic (1994-95)	29	221
5. Casey Bunn (2005-06)	30	216
6. Felicia Ragland (2000-01)	29	215
7. El Sara Greer (2009-10)	31	204
Tiffany Ducker (2007-08)	31	204
9. Sonjhia Fleming (1991-92)	27	197
10. Brina Chaney (2002-03)	30	191

SOPHOMORES	G	REB
1. Carol Menken (1978-79)	22	274
2. Tanja Kostic (1993-94)	28	264
3. Kirsten Tilleman (2009-10)	31	232
4. Fonda DeCree (1985-86)	28	210
5. Tiffany Ducker (2005-06)	31	205
6. Brenda Arbuckle (1984-85)	27	204
7. Tina Lelas (1994-95)	29	202
8. Sonjhia Fleming (1990-91)	27	195
9. Alex Mitchell (2008-09)	32	187
10. Felicia Ragland (1999-00)	30	186

FRESHMEN	G	REB
1. Brenda Arbuckle (1983-84)	29	298
2. Kari Parriott (1987-88)	28	232
3. Natalia Mattick (1990-91)	28	224
4. Judie Lomax (2006-07)	28	216
5. Tanja Kostic (1992-93)	26	213
6. Kathy Vanderstoel (1977-78)	20	206
7. Sonjhia Fleming (1989-90)	30	186
8. Debbie Dalluge (1984-85)	29	175
9. Kitsy Hall (1977-78)	20	149
10. Tina Lelas (1993-94)	26	145

SINGLE-GAME RECORDS

REBOUNDS
20 Natalia Mattick vs. Portland 12/1/1990
20 Brenda Arbuckle vs. Arizona 12/7/1983
20 Carol Menken vs. Washington 1/6/1979
19 Judy Spoelstra vs. Washington 12/20/1981
19 Carol Menken vs. Montana State 2/2/1979
19 Kathy Vanderstoel vs. Montana State 3/2/1978
18 Tanja Kostic vs. California 2/17/1996
18 Tanja Kostic vs. Southern Utah 12/11/1995
18 Carol Menken vs. Nebraska 12/5/1980
17 El Sara Greer vs. UC Santa Barbara 12/5/2009
17 Tiffany Ducker vs. Washington State 2/14/2009
17 Judie Lomax vs. Montana State 11/19/2006
17 Felicia Ragland vs. Oregon 2/16/2002
17 Reda Petraitis vs. Wisconsin-Milwaukee 12/12/1999
17 Sissel Pierce vs. Oregon 2/27/1998
17 Tina Lelas vs. Oregon 1/4/1997
17 Tanja Kostic vs. Arizona State 1/27/1994
17 Judy Shannon vs. Washington 1/16/1992
17 Carol Menken vs. Stanford 2/14/1981
17 Carol Menken vs. North Carolina 3/22/1980
17 Carol Menken vs. Montana State 1/31/1980
17 Carol Menken vs. USC 12/28/1979
17 Marsha Rice vs. Montana 3/3/1978

ASSISTS

CAREER TOP 10

ASSISTS	G	AST
1. Leilani Estavan (2001-04)	122	577
2. Boky Vidic (1994-96)	78	548
3. M. Fox-Griffin (2005-2009)	118	491
4. Margy Becker (1979-82)	104	454
5. C. Sturzenegger (1981-84)	114	449
6. Margo Evashevski (1990-93)	113	442
7. Izzy Maryntschak (1988-91)	109	439
8. A.J. Dionne (1993-96)	112	435
9. Chelle Flamoe (1986-89)	112	421
10. Betty Collings (1978-81)	100	352

SINGLE-SEASON TOP 10

ASSISTS	G	AST
1. Boky Vidic (1994-95)	29	203
2. M. Fox-Griffin (2006-07)	28	180
3. Boky Vidic (1993-94)	21	176
4. Leilani Estavan (2001-02)	32	174
5. Judy Spoelstra (1982-83)	30	173
6. Boky Vidic (1995-96)	28	169
7. C. Sturzenegger (1983-84)	29	168
8. Margy Becker (1981-82)	28	167
9. Margy Becker (1980-81)	28	155
10. Margo Evashevski (1991-92)	28	152

ASSIST AVERAGE	AST	AVG
1. Boky Vidic (1993-94)	176	8.38
2. Boky Vidic (1994-95)	203	7.00
3. M. Fox-Griffin (2006-07)	180	6.43
4. Boky Vidic (1995-96)	169	6.04
5. Margy Becker (1981-82)	167	5.96
6. C. Sturzenegger (1983-84)	168	5.79
7. Judy Spoelstra (1982-83)	173	5.77
8. Margy Becker (1980-81)	155	5.54
9. Leilani Estavan (2001-02)	174	5.44
10. Margo Evashevski (1991-92)	152	5.43

(played in minimum of 66.7% of games)

PAC-12 SINGLE-SEASON

ASSISTS	G	AST
1. Boky Vidic (1994-95)	18	138
2. M. Fox-Griffin (2006-07)	18	122
3. Boky Vidic (1995-96)	18	114
4. Leilani Estavan (2000-01)	18	102
5. Boky Vidic (1993-94)	12	100
6. Margo Evashevski (1991-92)	18	100
7. Leilani Estavan (2001-02)	18	92
8. Izzy Maryntschak (1990-91)	18	89
9. Margo Evashevski (1992-93)	18	88
10. M. Fox-Griffin (2007-08)	18	87

RECORDS BY CLASS

SENIORS	G	AST
1. Judy Spoelstra (1982-83)	30	173
2. Boky Vidic (1995-96)	28	169
3. C. Sturzenegger (1983-84)	29	168
4. Margy Becker (1981-82)	28	167
5. Mandy Close (2005-06)	31	149
6. M. Fox-Griffin (2008-09)	32	131
7. Margo Evashevski (1992-93)	27	130
8. E. Marchbanks (2011-12)	33	123
9. Leilani Estavan (2003-04)	31	121
Izzy Maryntschak (1990-91)	26	121

JUNIORS	G	AST
1. Boky Vidic (1994-95)	29	203
2. Margy Becker (1980-81)	28	155
3. Margo Evashevski (1991-92)	28	152
4. Leilani Estavan (2002-03)	30	143
5. M. Fox-Griffin (2007-08)	29	140
6. Izzy Maryntschak (1989-90)	31	129
7. Betty Collings (1979-80)	31	121
8. A.J. Dionne (1994-95)	29	119
9. Shanna Daniels (1989-90)	30	113
10. C. Sturzenegger (1982-83)	30	108

SOPHOMORES	G	AST
1. M. Fox-Griffin (2006-07)	28	180
2. Boky Vidic (1993-94)	21	176
3. Leilani Estavan (2001-02)	32	174
4. A.J. Dionne (1993-94)	28	121
5. Lisa Channel (1983-84)	29	120
6. C. Sturzenegger (1981-82)	28	113
7. Chelle Flamoe (1986-87)	28	111
8. Margo Evashevski (1990-91)	28	95
9. Betty Collings (1978-79)	20	93
10. Cynthia Jackson (1986-87)	21	88

FRESHMEN	G	AST
1. Leilani Estavan (2000-01)	29	139
2. Chelle Flamoe (1985-86)	28	107
3. Alexis Bostick (2010-11)	30	92
4. A.J. Dionne (1992-93)	27	90
5. Chris Acarregui (1979-80)	31	82
6. Ali Gibson (2011-12)	33	75
7. Vanessa Morris (1996-97)	27	73
8. Cynthia Jackson (1985-86)	27	72
9. Cherrith Wiersma (1998-99)	27	68
10. Alyssa Martin (2011-12)	33	66

SINGLE-GAME RECORDS

ASSISTS
15 Mercedes Fox-Griffin vs. Arizona 1/13/2007
15 Boky Vidic vs. Arizona 2/23/1995
15 Boky Vidic vs. San Diego 12/11/1993
14 Boky Vidic vs. California 2/2/1995
14 Judy Spoelstra vs. Santa Clara 1/28/1983
13 Boky Vidic vs. California 2/3/1994
13 Boky Vidic vs. Arizona 1/29/1994
13 Margy Becker vs. Boise State 2/5/1982
12 Boky Vidic vs. USC 3/11/1995
12 Lisa Channel vs. UCLA 1/17/1987
12 Judy Spoelstra vs. UCLA 12/22/1982
12 Margy Becker vs. Florida State 3/27/1982
12 Margy Becker vs. UCLA 3/18/1981
12 Betty Collings vs. Boise State 1/12/1979

BLOCKED SHOTS

CAREER TOP 10

BLOCKED SHOTS	G	BLK
1. Brina Chaney (2001-04)	123	208
2. Sissel Pierce (1997-00)	97	176
3. Tiffany Ducker (2005-09)	123	144
4. Carol Menken (1979-81)	81	143
5. Tanya Mothershed (1982-85)	108	128
6. Jan Martin (1980-83)	106	116
7. Patricia Bright (2012-pres.)	115	115
Brenda Arbuckle (1984-87)	80	115
9. El Sara Greer (2010-11)	61	114
10. Ericka Cook (1999-02)	118	94

SINGLE-SEASON TOP 10

BLOCKED SHOTS	G	BLK
1. Patricia Bright (2011-12)	33	115
2. El Sara Greer (2010-11)	30	92
3. Sissel Pierce (1999-00)	29	85
4. Brina Chaney (2002-03)	30	70
5. Carol Menken (1980-81)	28	69
6. Brina Chaney (2003-04)	32	68
7. Carol Menken (1979-80)	31	52
8. Jan Martin (1982-83)	30	50
9. Tiffany Ducker (2005-06)	31	49
10. Brenda Arbuckle (1983-84)	29	47

BLOCK AVERAGE	BLK	AVG
1. Patricia Bright (2011-12)	115	3.48
2. El Sara Greer (2010-11)	92	3.07
3. Sissel Pierce (1999-00)	85	2.93
4. Carol Menken (1980-81)	69	2.46
5. Brina Chaney (2002-03)	70	2.33
6. Brina Chaney (2003-04)	68	2.13
7. Sissel Pierce (1997-98)	46	1.70
8. Carol Menken (1979-80)	52	1.68
9. Jan Martin (1982-83)	50	1.67
10. Judy Shannon (1990-91)	46	1.64

(played in minimum of 66.7% of games)

PAC-12 SINGLE-SEASON

BLOCKED SHOTS	G	BLK
1. Patricia Bright (2011-12)	18	61
2. El Sara Greer (2010-11)	18	58
3. Sissel Pierce (1999-00)	17	50
4. Brina Chaney (2002-03)	18	41
5. Brina Chaney (2003-04)	18	39
6. Sissel Pierce (1997-98)	18	30
7. Judy Shannon (1990-91)	18	28
8. Tiffany Ducker (2005-06)	18	27
Brina Chaney (2001-02)	18	27
10. Judy Shannon (1991-92)	18	26
Brenda Arbuckle (1986-87)	16	26

RECORDS BY CLASS

SENIORS	G	BLK
1. El Sara Greer (2010-11)	30	92
2. Sissel Pierce (1999-00)	29	85
3. Carol Menken (1980-81)	28	69
4. Brina Chaney (2003-04)	32	68
5. Jan Martin (1982-83)	30	50

JUNIORS	G	BLK
1. Patricia Bright (2011-12)	33	115
2. Brina Chaney (2002-03)	30	70
3. Carol Menken (1979-80)	31	52
4. Judy Shannon (1990-91)	28	46
5. Kris Walsh (1996-97)	27	43

SOPHOMORES	G	BLK
1. Tiffany Ducker (2005-06)	31	49
2. Sissel Pierce (1997-98)	27	46
3. Brina Chaney (2001-02)	32	38
4. Debbie Dalluge (1985-86)	28	34
5. Brenda Arbuckle (1984-85)	27	30

FRESHMEN	G	BLK
1. Brenda Arbuckle (1983-84)	29	47
2. Brina Chaney (2000-01)	29	32
3. Natalia Mattick (1990-91)	28	39
4. Tiffany Ducker (2004-05)	29	30
5. Alyssa Martin (2010-11)	30	22

SINGLE-GAME RECORDS

BLOCKED SHOTS	G	BLK
9. Patricia Bright vs. Pepperdine	12/10/2011	
8. Brina Chaney vs. Oregon	1/18/2003	
8. Sissel Pierce vs. Arizona State	2/4/2000	
7. Patricia Bright vs. Washington	3/20/2012	
7. Patricia Bright vs. Utah	2/4/2012	
7. Patricia Bright vs. Arizona	1/14/2012	
7. Patricia Bright vs. California	1/5/2012	
7. Patricia Bright vs. Southern Utah	11/20/2011	
7. El Sara Greer vs. California	1/27/2011	
6. Patricia Bright vs. St. Mary's	3/17/2012	
6. El Sara Greer vs. Oregon	1/23/2011	
6. El Sara Greer vs. Eastern Michigan	11/19/2010	
6. Brina Chaney vs. Washington	2/12/2004	
6. Brina Chaney vs. UCLA	12/29/2002	
6. Brina Chaney vs. San Jose State	12/4/2002	
6. Fonda DeCree vs. Southwest Texas	12/20/1986	
6. Jan Martin vs. Santa Clara	1/28/1983	
6. Carol Menken vs. Washington	1/6/1979	

STEALS

CAREER TOP 10

STEALS	G	STL
1. C. Sturzenegger (1981-84)	114	330
2. Margo Evashevski (1990-93)	113	276
3. Juli Coleman (1982-85)	106	275
4. Felicia Ragland (1999-02)	118	258
5. A.J. Dionne (1993-96)	112	253
6. Margy Becker (1979-82)	104	252
7. Chelle Flamoe (1986-89)	112	247
8. Robyn Clark (1980-83)	116	238
9. Brenda Arbuckle (1984-87)	80	217
10. Carol Menken (1979-81)	81	215

SINGLE-SEASON TOP 10

STEALS	G	STL
1. C. Sturzenegger (1981-82)	28	107
2. Carol Menken (1979-80)	31	106
3. C. Sturzenegger (1983-84)	29	96
4. Chelle Flamoe (1987-88)	28	88
5. Brenda Arbuckle (1984-85)	27	84
Judy Spoelstra (1981-82)	28	84
7. Juli Coleman (1983-84)	29	83
Judy Shannon (1991-92)	28	83
9. C. Sturzenegger (1982-83)	30	82
10. Judy Shannon (1990-91)	28	81
Margy Becker (1980-81)	28	81

STEAL AVERAGE	STL	AVG
1. C. Sturzenegger (1981-82)	107	3.82
2. Carol Menken (1979-80)	106	3.42
3. C. Sturzenegger (1983-84)	96	3.31
4. Chelle Flamoe (1987-88)	88	3.14
5. Brenda Arbuckle (1984-85)	84	3.11
6. Judy Spoelstra (1981-82)	84	3.00
7. Judy Shannon (1991-92)	83	2.96
8. Judy Shannon (1990-91)	81	2.89
Margy Becker (1980-81)	81	2.89
10. Juli Coleman (1983-84)	83	2.86

(played in minimum of 66.7% of games)

PAC-12 SINGLE-SEASON

STEALS	G	STL
1. Judy Shannon (1991-92)	18	63
2. Margo Evashevski (1991-92)	18	59
Judy Shannon (1990-91)	18	59
4. Chelle Flamoe (1987-88)	18	58
5. E. Marchbanks (2011-12)	18	50
6. A.J. Dionne (1994-95)	18	49
Margo Evashevski (1992-93)	18	49
Sonjhia Fleming (1992-93)	18	49
9. A.J. Dionne (1993-94)	18	47
10. Monica Raspberry (1986-87)	18	44
Brenda Arbuckle (1986-87)	16	44

RECORDS BY CLASS

SENIORS	G	STL
1. C. Sturzenegger (1983-84)	29	96
2. Judy Shannon (1991-92)	28	83
3. Felicia Ragland (2001-02)	32	79
4. Juli Coleman (1984-85)	27	76
5. E. Marchbanks (2011-12)	33	75
6. Reda Petraitis (1999-00)	30	74
Carol Menken (1980-81)	28	74
8. Judy Spoelstra (1982-83)	30	73
9. Jan Martin (1982-83)	39	71
10. Sonjhia Fleming (1992-93)	27	70
Margy Becker (1981-82)	28	70

JUNIORS	G	STL
1. Carol Menken (1979-80)	31	106
2. Chelle Flamoe (1987-88)	28	88
3. Judy Spoelstra (1981-82)	28	84
4. Juli Coleman (1983-84)	29	83
5. C. Sturzenegger (1982-83)	30	82
6. Judy Shannon (1990-91)	28	81
Margy Becker (1980-81)	28	81
8. Margo Evashevski (1991-92)	28	80
9. Felicia Ragland (2000-01)	29	75
10. Monica Raspberry (1986-87)	28	73
Pam Mollett (1979-80)	30	73

SOPHOMORES	G	STL
1. C. Sturzenegger (1981-82)	28	107
2. Brenda Arbuckle (1984-85)	27	84
3. Margo Evashevski (1990-91)	28	75
4. A.J. Dionne (1993-94)	28	71
5. Leilani Estevan (2001-02)	32	68
Lisa Channel (1983-84)	29	68
7. Fonda DeCree (1985-86)	28	66
8. Felicia Ragland (1999-00)	30	63
9. Tiffany Ducker (2005-06)	31	61
10. Sage Indendi (2010-11)	30	57

FRESHMEN	G	STL
1. Brenda Arbuckle (1983-84)	29	75
2. Lisa Channel (1982-83)	30	70
3. Ali Gibson (2011-12)	33	67
4. Alexis Bostick (2010-11)	30	58
5. Margo Evashevski (1989-90)	30	56
6. Anette Mollerstrom (1992-93)	27	51
7. Chelle Flamoe (1985-86)	28	50
Chris Acarregui (1979-80)	31	50
9. Robyn Clark (1979-80)	31	48
10. C. Sturzenegger (1980-81)	27	45

SINGLE-GAME RECORDS

STEALS	
10	Juli Coleman vs. Brigham Young 11/23/1983
9	A.J. Dionne vs. USC 2/1/1996
9	A.J. Dionne vs. Oregon 1/13/1994
9	Margo Evashevski vs. Washington State 2/13/1992
9	Chelle Flamoe vs. California 2/27/1988
9	Lisa Channel vs. California 1/18/1986
9	Robyn Clark vs. Florida State 3/27/1982
9	Cheryl Sturzenegger vs. Portland State 1/8/1982
8	Earlysia Marchbanks vs. Colorado 3/3/12
8	Felicia Ragland vs. Princeton 11/24/2000
8	Monica Watts vs. Washington State 1/11/1997
8	Cheryl Sturzenegger vs. Kansas State 12/19/1983
8	Judy Spoelstra vs. Washington 1/14/1983
8	Jan Martin vs. Washington 12/20/1982
8	Juli Coleman vs. Portland State 1/8/1982
8	Cheryl Sturzenegger vs. San Jose State 12/30/1981
8	Carol Menken vs. North Carolina 3/22/1980
8	Pam Mollett vs. Portland State 2/12/1980

DOUBLE-DOUBLES

CAREER TOP 10

DOUBLE-DOUBLES	G	D-D
1. Carol Menken (1979-81)	81	55
2. Tanja Kostic (1993-96)	111	44
3. Judy Shannon (1991-92)	56	24
Brenda Arbuckle (1984-87)	80	24
5. Tina Lelas (1994-97)	110	22
6. Sonjhia Fleming (1990-93)	111	21
7. Judy Spoelstra (1982-83)	58	17
8. Felicia Ragland (1999-2002)	118	18
9. Debbie Dalluge (1985-89)	112	13
10. Brina Chaney (2001-04)	123	12
Sissel Pierce (1997-00)	97	12

SINGLE-SEASON TOP 10

DOUBLE-DOUBLES	G	D-D
1. Carol Menken (1979-80)	31	19
2. Carol Menken (1980-91)	28	18
3. Carol Menken (1978-79)	22	18
4. Tanja Kostic (1995-96)	28	17
5. Tanja Kostic (1993-94)	28	14
6. Judy Shannon (1990-91)	28	13
7. Tina Lelas (1996-97)	27	12
Brenda Arbuckle (1983-84)	29	12
9. Judy Shannon (1991-92)	28	11
10. Kari Parriott (1987-88)	28	10

SINGLE-GAME RECORDS

TRIPLE-DOUBLES
Lisa Channel vs. California
2/11/1984 (16 pts, 10 rbs, 10 ast)
Judy Spoelstra vs. Illinois State
1/7/1983 (10 pts, 12 rbs, 11 ast)

CONSECUTIVE DOUBLE-DOUBLES
10 Carol Menken.....Jan. to Feb. 1979
6 Tanja Kostic.....Dec. 1992
6 Carol Menken.....Jan. to Feb. 1981
6 Carol Menken.....Feb. to March 1980
5 Tina LelasNov. to Dec. 1996
5 Tanja Kostic.....Dec. 1995 to Jan. 1996
5 Judy Shannon.....March to Nov. 1991
5 Carol Menken.....Dec. 1980 to Jan. 1981
5 Carol Menken.....March 1979

MISCELLANEOUS RECORDS

THREE PLAYERS WITH DOUBLE-DOUBLE
12/12/1999 vs. Wisconsin-Milwaukee
(Sissel Pierce 11-15, Felicia Ragland 19-12 and Reda Petraitis 17-10)
12/15/1996 vs. Sacramento State
(Tanja Kostic 20-14, Kris Walsh 14-11 and Monica Watts 12-10)
12/20/1993 vs. Hawai'i
(Tanja Kostic 16-12, Tina Lelas 18-12 and Anette Mollerstrom 19-11)
12/16/1992 vs. Pepperdine
(Tanja Kostic 31-10, Angela Allen 13-12 and Sonjhia Fleming 13-14)

DOUBLE-DOUBLE SUPERLATIVES

50-10 GAMES

Carol Menken vs. Alaska-Anchorage
2/7/1980 (51-12)

40-10 GAMES

Tanja Kostic vs. Boise State
12/16/1995 (43-10)

Judy Shannon vs. Washington
1/20/1991 (42-16)

Carol Menken vs. Seattle
3/4/1980 (42-14)

Carol Menken vs. Seattle
1/12/1980 (43-11)

30-20 GAMES

Carol Menken vs. Washington
1/6/1979 (37-20)

30-10 GAMES

Nicole Funn vs. Ohio
11/30/2000 (35-10)

Monica Watts vs. Arizona
2/19/1998 (35-12)

Tanja Kostic vs. California
1/18/1996 (35-10)

Tanja Kostic vs. UCLA
3/9/1995 (30-13)

Tanja Kostic vs. Arizona
2/23/1995 (34-10)

Tanja Kostic vs. California
2/2/1995 (33-10)

Tanja Kostic vs. Washington State
2/17/1994 (32-11)

Tanja Kostic vs. St. Mary's
11/27/1993 (33-12)

Tanja Kostic vs. Pepperdine
12/16/1992 (31-10)

Tanja Kostic vs. Boston College
12/4/1992 (30-15)

Judy Shannon vs. Stanford
2/6/1992 (30-13)

Judy Shannon vs. UCLA
2/24/1991 (30-14)

Judy Shannon vs. Portland State
12/12/1990 (30-11)

Debbie Dalluge vs. Texas A&M
11/30/1985 (34-11)

Carol Menken vs. UCLA
3/18/1981 (34-15)

Carol Menken vs. Oregon
3/14/1981 (38-14)

Carol Menken vs. Stanford
2/14/1981 (37-17)

Carol Menken vs. Oregon
2/11/1981 (32-10)

Carol Menken vs. Texas
12/18/1980 (32-10)

Carol Menken vs. Nebraska
12/5/1980 (33-18)

Carol Menken vs. Boise State
2/23/1980 (33-16)

Carol Menken vs. Montana State
1/31/1980 (33-17)

Carol Menken vs. Washington
1/11/1980 (34-10)

Carol Menken vs. UC Irvine
12/31/1979 (35-11)

Carol Menken vs. UCLA
12/18/1979 (33-11)

Carol Menken vs. San Jose State
12/8/1979 (35-12)

Carol Menken vs. San Francisco
12/7/1979 (34-14)

Carol Menken vs. Oregon
3/10/1979 (35-11)

Carol Menken vs. Montana State
3/8/1979 (31-15)

Carol Menken vs. Oregon
3/1/1979 (33-14)

Carol Menken vs. Montana State
2/2/1979 (35-19)

Carol Menken vs. Seattle
1/27/1979 (30-12)

Carol Menken vs. Boise State
1/12/1979 (32-10)

Carol Menken vs. Oregon College
1/9/1979 (38-14)

(All points-rebounds)

POINTS-ASSISTS (ALL-TIME)

Mercedes Fox-Griffin vs. Arizona
2/2/2008 (10-10)

Mercedes Fox-Griffin vs. Arizona
1/13/2007 (13-15)

Mercedes Fox-Griffin vs. Washington
12/23/2006 (11-10)

Mandy Close vs. South Alabama
12/17/2005 (11-10)

Leilani Estevan vs. Gonzaga
3/19/2004 (20-10)

Monica Watts vs. Portland State
12/12/1997 (20-10)

A.J. Dionne vs. UCLA
3/10/1994 (12-10)

A.J. Dionne vs. California
3/5/1994 (12-11)

Boky Vidic vs. Washington
2/10/1996 (16-11)

Boky Vidic vs. California
3/4/1995 (10-10)

Boky Vidic vs. Arizona
1/29/1994 (27-13)

Boky Vidic vs. Arizona State
1/27/1994 (10-11)

Boky Vidic vs. San Diego
12/11/1993 (14-15)

Izzy Maryntschak vs. San Jose State
12/1/1989 (11-10)

Chelle Flamoe vs. Arizona State
1/4/1987 (14-10)

Judy Spoelstra vs. Santa Clara
1/28/1983 (13-14)

Judy Spoelstra vs. UCLA
12/22/1982 (12-12)

Cheryl Sturzenegger vs. San Francisco
2/2/1982 (13-10)

Mary Newman vs. Portland State
1/26/1979 (11-10)

Margy Becker vs. UCLA
3/18/1981 (12-12)

Margy Becker vs. Washington
2/26/1981 (14-11)

DOUBLE-DOUBLE IN DEBUT

ShaKiana Edwards-Teasley vs. West. Oregon
11/11/11 (12-11)

Chassie Wiersma vs. San Diego State
11/17/1998 (16-12)

Kari Parriott vs. Portland
11/28/1987 (16-10)

Lisa Ellis vs. Mississippi State
11/22/1984 (11-11)

MOST RECENT VS. PAC-12 OPPONENTS

El Sara Greer vs. Arizona
2/13/2010 (14-15)

Krystal Turner vs. Arizona State
2/21/2004 (13-12)

Earlysia Marchbanks vs. California
2/18/2012 (18-10)

Sissel Pierce vs. Colorado
12/19/1999 (24-12)

Julie Futch vs. Stanford
2/15/2007 (10-10)

Patricia Bright vs. Oregon
1/28/2012 (11-12)

Judie Lomax vs. UCLA
1/5/2007 (11-11)

Alex Mitchell vs. USC
3/5/2009 (16-10)

Earlysia Marchbanks vs. Utah
2/4/2012 (22-10)

Earlysia Marchbanks vs. Washington
3/20/2012 (20-12)

Earlysia Marchbanks vs. Washington State
3/7/2012 (16-11)

TEAM SINGLE GAME

Points	117	vs. Portland State, 1/8/1982 (117-58)
Fewest Points	24	vs. Australia, 12/17/1976 (24-92)
	32	at Houston, 11/19/2009 (32-49)
	32	at Fordham, 12/17/1997 (32-46)
Combined Score	186	vs. Washington, 2/20/2003 (100-86)
Winning Margin	64	vs. Western Oregon, 11/11/2011 (96-32)
	60	vs. Alaska-Anchorage, 2/7/1980 (114-54)
Field Goals Made	55	vs. Alaska-Anchorage, 2/7/1980 (55-for-93)
Field Goals Attempted	93	vs. Hawai'i, 12/20/1993 (37-for-93)
	93	vs. Alaska-Anchorage, 2/7/1980 (55-for-93)
Field Goal Pct.	.719	vs. Washington, 2/26/1981 (40-for-57)
Fewest Field Goals Made	9	at Washington, 1/14/1978 (9-for-56)
Fewest Field Goals Attempted	39	vs. Seattle, 3/4/1980 (22-for-39)
3-Pt Field Goals Made	12	at Arizona, 1/2/11 (12-for-25)
	12	vs. Long Beach State, 11/13/10 (12-for-31)
	12	vs. Sacramento State, 11/16/08 (12-for-26)
3-Pt. Field Goals Attempted	32	vs. Oregon, 1/28/12 (7-for-32)
	32	vs. Washington State, 1/8/11 (7-for-32)
3-Pt FG Pct. (10+ Att.)	.714	at UCLA, 1/26/08 (10-for-14)
Free Throws Made	31	vs. Hawai'i, 1/1/1982 (31-for-36)
Free Throws Attempted	43	vs. UC Santa Barbara, 12/18/1993 (29-for-43)
Free Throw Pct. (10+Att.)	1.000	vs. California, 1/7/2006 (10-for-10)
	\$ 1.000	vs. Washington State, 2/14/2004 (17-for-17)
	1.000	at Washington, 1/17/2004 (13-for-13)
Fewest Free Throws Made	1	at Montana State, 11/18/2005
	1	at Southern Illinois, 11/27/1982
	1	at Southern Oregon, 2/20/1978
Fewest Free Throw Attempted	2	at Southern Illinois, 11/27/1982
Rebounds	74	vs. Hawai'i, 12/20/1993
Fewest Rebounds	20	at Oregon, 3/4/1988
	20	at Texas, 11/30/1981
Rebounding Margin	* 41	vs. Hawai'i, 12/20/1993 (74-33)
Assists	34	vs. Pacific Christian, 1/9/1982
Blocked Shots	13	vs. Arizona, 1/13/2012
	13	vs. Hawai'i, 1/5/1980
	13	vs. Santa Clara, 1/28/1983
Steals	36	at Portland State, 2/27/1980
Fouls	35	at UTEP, 12/21/1986
Fewest Fouls	9	vs. UC Santa Barbara, 2/24/2009
	9	vs. Washington, 1/17/2008
	9	vs. Texas-Pan American, 2/27/2006
	9	vs. Utah Valley State, 2/1/2005
	9	vs. Oregon, 1/19/1979
Turnovers	48	at Portland State, 3/2/1979
Fewest Turnovers	4	at UC Santa Barbara, 2/24/2009

* Pac-12 Record

\$ Pac-12 Record (tied)

[three-point records from 2000-01 season]

OPPONENT SINGLE GAME

Points	125	by UCLA, 12/11/1976 (35-125)
Fewest Points	24	by Portland State, 12/7/2008 (58-24)
	24	by UC Irvine, 12/9/1989 (63-24)
Winning Margin	90	by UCLA, 12/11/1976 (35-125)
Rebounds	79	by San Jose State, 12/30/1981
Fewest Rebounds	16	by Portland State, 1/8/1982
Field Goals Made	45	by UCLA, 3/16/1979 (45-for-70)
Field Goals Attempted	85	by Alaska-Fairbanks, 1/30/1978
Free Throws Made	37	by Arizona, 1/23/1999 (37-for-46)
Free Throws Attempted	49	by UTEP, 12/21/1986 (36-for-49)

COACHING RECORDS

COACH	YEARS	SEASONS	W	L	PCT.
Aki Hill	1979-95	17	274	206	.571
Judy Spoelstra	1996-05	10	133	158	.457
LaVonda Wagner	2006-10	5	68	85	.444
Scott Rueck	2011-present	2	29	34	.460
Mary Covington	1977-78	2	15	30	.333

OREGON STATE MILESTONES

VICTORY	OPPONENT	SCORE	DATE
1	at Alaska-Anchorage	63-53	December 7, 1976
50	Portland State	57-48	February 27, 1980
100	vs. Portland State	58-52	December 21, 1982
150	Utah	68-62	January 11, 1985
200	Arizona State	78-60	January 13, 1989
250	Oregon	66-56	March 5, 1993
300	California	93-70	January 18, 1996
350	USC	73-66	February 24, 2000
400	Utah Valley State	72-38	November 21, 2003
450	UNLV	68-65	November 24, 2007
500	Western Oregon	96-32	November 11, 2011

GILL COLISEUM RECORDS

ATTENDANCE

(Note: Fire marshal codes have prevented attendance figures from exceeding 10,400 since the 1984 expansion of Gill Coliseum.)

BIGGEST CROWDS IN GILL COLISEUM HISTORY

1.	9,418	vs. Stanford, 1996
2.	7,881	vs. Oregon, 1996
3.	7,523	vs. UCLA, 1996
4.	6,231	vs. Arizona, 1996
5.	5,401	vs. Oregon, 2000
6.	5,233	vs. Oregon, 1995
7.	5,127	vs. Oregon, 2007
8.	5,034	vs. Oregon, 1999
9.	4,959	vs. Oregon, 1997
10.	4,921	vs. Washington, 1996

ALL-TIME BEST GILL COLISEUM SEASON ATTENDANCE (TOTAL)

1.	63,093	1995-96	12 games
2.	35,208	1994-95	15 games
3.	26,327	1993-94	14 games
4.	25,763	2011-12	18 games
5.	24,604	2001-02	15 games
6.	23,664	2000-01	16 games
7.	23,032	2005-06	15 games
8.	21,073	2008-09	16 games
9.	20,244	1999-00	14 games
10.	19,720	2003-04	14 games

ALL-TIME BEST GILL COLISEUM SEASON ATTENDANCE (AVERAGE)

1.	5,258	1995-96	12 games
2.	2,347	1994-95	15 games
3.	1,881	1993-94	14 games
4.	1,640	2001-02	15 games
5.	1,535	2005-06	15 games
6.	1,479	2000-01	16 games
7.	1,470	2006-07	13 games
8.	1,456	1996-97	13 games
9.	1,446	1999-00	14 games
10.	1,431	2011-12	18 games

GILL COLISEUM INDIVIDUAL GAME RECORDS

Points	51	Carol Menken vs. Alaska-Anchorage, 2/7/1980
Field Goals	25	Carol Menken vs. Alaska-Anchorage, 2/7/1980
Field Goal Att.	31	Alexis Gray-Lawson (Cal) vs. OSU, 1/23/2010
	31	Carol Menken vs. Alaska-Anchorage, 2/7/1980
Field Goal Pct.	.941	Carol Menken vs. Wash. State, 3/10/1981 (16-17)
3-Pt Field Goals	10	Talisa Rhea vs. Sacramento State, 11/16/2008
3-Pt. Field Goal Att.	19	Talisa Rhea vs. Sacramento State, 11/16/2008
Free Throws	20	Judy Shannon vs. Washington, 1/20/1991
Free Throw Attempted	24	Judy Shannon vs. Washington, 1/20/1991
Free Throw Pct.	1.000	Brittney Davis vs. Washington, 2/12/2009 (12-12)
	1.000	Casey Bunn vs. USC, 2/1/2007 (10-10)
	1.000	Kim Butler vs. Arizona, 2/9/2006 (13-13)
	1.000	Kelsey Kahle (PSU) vs. OSU, 12/13/2005 (12-12)
	1.000	Brina Chaney vs. Oregon, 2/7/2004 (15-15)
	1.000	Tanja Kostic vs. Arizona, 2/23/1995 (12-12)
Rebounds	20	Natalia Mattick vs. Portland, 12/1/1990
	20	Carol Menken vs. Washington, 1/6/1979
Assists	15	Mercedes Fox-Griffin vs. Arizona, 1/13/2007
	15	Boky Vidic vs. Arizona, 2/23/1995
	15	Boky Vidic vs. San Diego, 12/11/1993
Steals	9	A.J. Dionne vs. Oregon, 1/13/1994
	9	C. Sturzenegger vs. Portland State, 1/8/1982
Blocked Shots	8	Brina Chaney vs. Oregon, 1/18/2003
	8	Sissel Pierce vs. Arizona State, 2/4/2000
Turnovers	14	Dana Foster (San Jose State) vs. OSU, 2/9/1984
	14	Bredesen (Portland) vs. OSU, 1/9/1984
	14	Debbie Wyse (Pacific Christian) vs. OSU, 1/9/1982
	14	Debbie Meeker vs. Washington, 2/10/1978

GILL COLISEUM TEAM GAME RECORDS

Points	135	by USSR, 1979-80
	117	vs. Portland State, 1/8/1982
Fewest Points	24	by Portland State, 12/7/2008
	24	by UC Irvine, 12/9/1989
	24	vs. Australia, 12/17/1976
Highest Combined Score	186	Washington vs. OSU, 2/20/2003
Lowest Combined Score	82	Portland State vs. OSU, 12/7/2008
Winning Margin	+64	vs. Western Oregon, 11/11/2011 (96-32)
Field Goals	55	vs. Alaska-Anchorage, 2/7/1980 (55-for-93)
Field Goals Attempted	85	by Alaska-Fairbanks, 1/30/1978
Field Goal Pct.	.719	vs. Washington, 2/26/1981 (40-for-57)
3-Pt Field Goals Made	12	vs. Long Beach State, 11/13/10 (12-for-31)
	12	vs. Sacramento State, 11/16/08 (12-for-26)
3-Pt. Field Goals Attempted	32	vs. Oregon, 1/28/12 (7-for-32)
	32	vs. Washington State, 1/8/11 (7-for-32)
Free Throws	30	vs. Washington, 2/12/2009
Free Throws Att.	43	vs. UC Santa Barbara, 12/18/1993 (29-for-43)
Free Throw Pct.	1.000	by Washington State, 12/31/2011 (11-for-11)
	1.000	vs. California, 1/7/2006 (10-for-10)
	1.000	vs. Washington State, 2/14/2004 (17-for-17)
Rebounds	74	vs. Hawai'i, 12/20/1993
Assists	34	vs. Pacific Christian, 1/9/1982
Steals	33	vs. Portland State, 1/8/1982
Blocked Shots	13	vs. Arizona, 1/13/2012
	13	vs. Hawai'i, 1/5/1980
	13	vs. Santa Clara, 1/28/1983
Turnovers	33	by UCLA, 1/24/2002
Fewest Turnovers	5	by Stanford, 2/28/2004

[all three-point, free throws made and free throw percentage records from 2000-01 season]

GILL COLISEUM SEASON-BY-SEASON RECORDS

YEAR	W	L	ATT.	1988-89	7	6	8,375	2001-02	8	7	24,604
1976-77	1	6		1989-90	3	11	7,162	2002-03	13	2	19,499
1977-78	6	4		1990-91	10	3	8,661	2003-04	9	5	19,720
1978-79	7	3		1991-92	5	7	5,940	2004-05	3	9	13,901
1979-80	9	2		1992-93	6	4	6,981	2005-06	9	6	23,032
1980-81	10	1		1993-94	11	3	26,327	2006-07	5	8	19,115
1981-82	7	1		1994-95	13	2	35,208	2007-08	7	7	18,433
1982-83	11	1	14,669	1995-96	11	1	63,093	2008-09	13	3	21,073
1983-84	9	0	4,855	1996-97	7	6	18,927	2009-10	5	9	16,322
1984-85	9	2	6,154	1997-98	5	7	12,202	2010-11	4	9	19,500
1985-86	6	5	8,564	1998-99	7	7	17,536	2011-12	12	6	25,763
1986-87	9	5	7,486	1999-00	9	5	20,244	36 seasons	283	174	526,086
1987-88	7	7	9,076	2000-01	10	6	23,664				

ANNUAL STATISTICAL LEADERS

YEAR	POINTS	REBOUNDS	ASSISTS	BLOCKED SHOTS	STEALS
1977-78	221 (11.6) Betty Collings	206 (10.3) Kathy Vanderstoel	41 (2.2) B. Collings / (2.1) D. Meeker	14 (0.7) Kathy Vanderstoel	22 (1.2) Betty Collings
1978-79	584 (26.5) Carol Menken	274 (12.5) Carol Menken	97 (4.4) Betty Collings	22 (1.0) Carol Menken	38 (2.1) Margy Becker
1979-80	831 (26.8) Carol Menken	325 (10.5) Carol Menken	121 (3.9) Betty Collings	52 (1.7) Carol Menken	106 (3.4) Carol Menken
1980-81	828 (29.6) Carol Menken	302 (10.9) Carol Menken	155 (5.5) Margy Becker	69 (2.5) Carol Menken	81 (2.9) Margy Becker
1981-82	498 (17.8) Jan Martin	224 (8.0) Judy Spoelstra	167 (6.0) Margy Becker	32 (1.1) Jan Martin	107 (3.8) Cheryl Sturzenegger
1982-83	474 (15.8) Juli Coleman	234 (7.8) Judy Spoelstra	173 (5.8) Judy Spoelstra	50 (1.7) Jan Martin	82 (2.7) Cheryl Sturzenegger
1983-84	658 (22.7) Juli Coleman	298 (10.3) Brenda Arbuckle	168 (5.8) Cheryl Sturzenegger	47 (1.6) Brenda Arbuckle	96 (3.3) Cheryl Sturzenegger
1984-85	646 (23.9) Juli Coleman	211 (7.3) Tanya Mothershed	95 (3.5) Juli Coleman	41 (1.4) Tanya Mothershed	84 (3.1) Brenda Arbuckle
1985-86	433 (15.5) Debbie Dalluge	210 (7.5) Fonda DeCree	107 (3.8) Chelle Flamoe	34 (1.2) Debbie Dalluge	66 (2.4) Fonda DeCree
1986-87	473 (16.9) Monica Raspberry	179 (7.5) Brenda Arbuckle	111 (4.0) Chelle Flamoe	38 (1.6) Brenda Arbuckle	73 (2.6) Monica Raspberry
1987-88	560 (20.0) Chelle Flamoe	232 (8.3) Kari Parriott	106 (3.8) Cynthia Jackson	10 (0.4) Chelle Flamoe	88 (3.1) Chelle Flamoe
1988-89	503 (18.0) Chelle Flamoe	149 (5.5) Debbie Dalluge	110 (3.9) Chelle Flamoe	21 (0.8) Debbie Dalluge	66 (2.4) Chelle Flamoe
1989-90	356 (11.9) Shanna Daniels	186 (6.2) Sonjhia Fleming	129 (4.2) Izzy Maryntschak	25 (0.9) Jennifer Sharp	68 (2.2) Izzy Maryntschak
1990-91	548 (19.6) Judy Shannon	265 (9.5) Judy Shannon	121 (4.7) Izzy Maryntschak	46 (1.6) Judy Shannon	81 (2.9) Judy Shannon
1991-92	600 (21.4) Judy Shannon	265 (9.5) Judy Shannon	152 (5.4) Margo Evashevski	46 (1.6) Judy Shannon	83 (3.0) Judy Shannon
1992-93	473 (18.2) Tanja Kostic	213 (8.2) Tanja Kostic	130 (4.8) Margo Evashevski	21 (0.8) A. Green / S. Fleming	70 (2.6) Sonjhia Fleming
1993-94	578 (20.6) Tanja Kostic	264 (9.4) Tanja Kostic	176 (8.4) Boky Vidic	34 (1.4) Allegra Green	54 (2.6) B. Vidic / (1.9) A. Mollerstrom
1994-95	648 (22.4) * Tanja Kostic	221 (7.6) Tanja Kostic	203 (7.0) Boky Vidic	26 (0.9) Kim McGrew	70 (2.4) A.J. Dionne
1995-96	650 (23.2) Tanja Kostic	303 (10.8) * Tanja Kostic	169 (6.0) Boky Vidic	20 (0.7) Dawn Lewis	69 (2.5) A.J. Dionne
1996-97	417 (15.4) Tina Lelas	246 (9.1) Tina Lelas	73 (2.7) Vanessa Morris	43 (1.6) Kris Walsh	53 (2.0) Monica Watts
1997-98	426 (15.8) Monica Watts	173 (6.4) Sissel Pierce	77 (2.9) Nicole McAllister	46 (1.7) Sissel Pierce	43 (1.6) M. Watts / N. McAllister
1998-99	250 (10.9) Sissel Pierce	129 (5.6) Sissel Pierce	68 (2.5) Cherrith Wiersma	35 (1.5) Sissel Pierce	41 (1.5) Felicia Ragland
1999-00	388 (12.9) Felicia Ragland	223 (7.4) Reda Petraitis	86 (2.9) Felicia Ragland	85 (2.9) * Sissel Pierce	74 (2.5) Reda Petraitis
2000-01	572 (19.7) Felicia Ragland	215 (7.4) Felicia Ragland	139 (4.8) Leilani Estavan	32 (1.1) Brina Chaney	75 (2.6) Felicia Ragland
2001-02	638 (19.9) * Felicia Ragland	212 (6.6) Felicia Ragland	174 (5.4) Leilani Estavan	38 (1.2) Brina Chaney	79 (2.5) * Felicia Ragland
2002-03	360 (12.0) Leilani Estavan	191 (6.4) Brina Chaney	143 (4.8) Leilani Estavan	70 (2.3) Brina Chaney	58 (1.9) Leilani Estavan
2003-04	340 (10.6) Brina Chaney	194 (6.1) Hollye Chapman	121 (3.9) Leilani Estavan	68 (2.1) Brina Chaney	55 (1.8) Leilani Estavan
2004-05	503 (17.3) Shannon Howell	144 (5.0) Casey Bunn	91 (3.1) Shannon Howell	30 (1.0) Tiffany Ducker	59 (2.0) Shannon Howell
2005-06	576 (18.6) Kim Butler	216 (7.2) Casey Bunn	149 (4.8) Mandy Close	49 (1.6) Tiffany Ducker	61 (2.0) Tiffany Ducker
2006-07	560 (20.0) * Casey Bunn	216 (7.7) Judie Lomax	180 (6.4) Mercedes Fox-Griffin	9 (0.3) Stacey Nichols	50 (1.8) Mercedes Fox-Griffin
2007-08	461 (14.9) Ashley Allen	204 (6.6) Tiffany Ducker	140 (4.8) Mercedes Fox-Griffin	33 (1.1) Tiffany Ducker	61 (2.0) Tiffany Ducker
2008-09	465 (14.5) Brittney Davis	224 (7.0) Tiffany Ducker	131 (4.1) Mercedes Fox-Griffin	32 (1.0) Tiffany Ducker	52 (1.6) Mercedes Fox-Griffin
2009-10	473 (15.3) Talisa Rhea	232 (7.5) Kirsten Tilleman	83 (2.7) Talisa Rhea	22 (0.7) El Sara Greer	44 (1.4) Haiden Palmer
2010-11	372 (12.4) Alyssa Martin	242 (8.1) El Sara Greer	92 (3.1) Alexis Bostick	92 (3.1) * El Sara Greer	58 (1.9) Alexis Bostick
2011-12	414 (12.5) Earlysia Marchbanks	250 (7.6) Earlysia Marchbanks	123 (3.7) Earlysia Marchbanks	115 (3.5) * Patricia Bright	75 (2.3) Earlysia Marchbanks

* led the conference

ANNUAL STATISTICAL LEADERS

YEAR	FIELD GOAL PCT.	FIELD GOALS MADE	FREE THROWS MADE	3-PT FG MADE	MINUTES PLAYED
1977-78	.462 Kathy Vanderstoel	92 Betty Collings	36 Kitsy Hall	—	—
1978-79	.630 Carol Menken	239 Carol Menken	106 Carol Menken	—	—
1979-80	.681 Carol Menken	353 Carol Menken	125 Carol Menken	—	—
1980-81	.750 Carol Menken	363 Carol Menken	102 Carol Menken	—	743 (26.5) Carol Menken
1981-82	.581 Jan Martin	219 Jan Martin	68 Cheryl Sturzenegger	—	969 (34.6) Cheryl Sturzenegger
1982-83	.541 Jan Martin	211 Juli Coleman	56 Jan Martin	—	1,090 (36.3) Judy Spoelstra
1983-84	.515 Tanya Mothershed	291 Juli Coleman	76 Juli Coleman	—	1,117 (38.5) Juli Coleman
1984-85	.520 Tanya Mothershed	267 Juli Coleman	112 Juli Coleman	—	—
1985-86	.493 Chelle Flamoe	188 Debbie Dalluge	72 Chelle Flamoe	—	1,067 (38.1) Chelle Flamoe
1986-87	.543 Chelle Flamoe	203 Monica Raspberry	67 Monica Raspberry	—	1,062 (37.9) Chelle Flamoe
1987-88	.535 Chelle Flamoe	240 Chelle Flamoe	79 Chelle Flamoe	8 Cynthia Jackson	1,098 (39.2) Chelle Flamoe
1988-89	.494 Chelle Flamoe	205 Chelle Flamoe	87 Chelle Flamoe	9 Cynthia Jackson	1,091 (39.0) Chelle Flamoe
1989-90	.487 Sonjhia Fleming	150 Shanna Daniels	69 Izzy Maryntschak	18 Izzy Maryntschak	1,109 (37.0) Shanna Daniels
1990-91	.472 Natalia Mattick	224 Judy Shannon	100 Judy Shannon	7 Izzy Maryntschak	925 (33.0) Margo Evashevski
1991-92	.477 Margo Evashevski	236 Judy Shannon	125 Judy Shannon	27 Missy Smith	1,005 (35.9) Margo Evashevski
1992-93	.497 Sonjhia Fleming	179 Tanja Kostic	114 Tanja Kostic	28 Missy Smith	908 (33.6) Margo Evashevski
1993-94	.577 Anette Mollerstrom	224 Tanja Kostic	130 Tanja Kostic	43 Anette Mollerstrom	973 (34.8) A.J. Dionne
1994-95	.616 * Tina Lelas	236 Tanja Kostic	176 Tanja Kostic	32 A. Mollerstrom / A.J. Dionne	991 (34.2) Tanja Kostic
1995-96	.498 Anette Mollerstrom	230 Tanja Kostic	188 Tanja Kostic	24 Anette Mollerstrom	1,040 (37.1) Tanja Kostic
1996-97	.518 Tina Lelas	160 Tina Lelas	97 Tina Lelas	27 Vanessa Morris	867 (32.1) Tina Lelas
1997-98	.557 Sissel Pierce	169 Monica Watts	73 Vanessa Morris	40 Nicole McAllister	877 (32.5) Monica Watts
1998-99	.510 Sissel Pierce	103 Sissel Pierce	71 Ericka Cook	23 Vanessa Morris	689 (25.5) Cherrith Wiersma
1999-00	.520 Sissel Pierce	166 Sissel Pierce	68 Felicia Ragland	28 Felicia Ragland	928 (30.9) Felicia Ragland
2000-01	.489 Ericka Cook	206 Felicia Ragland	97 F. Ragland / E. Cook	63 Felicia Ragland	910 (31.4) Felicia Ragland
2001-02	.485 Holly Chapman	229 Felicia Ragland	111 Felicia Ragland	69 Felicia Ragland	1,126 (35.2) Leilani Estavan
2002-03	.492 Holly Chapman	149 Holly Chapman	82 Brina Chaney	33 Holly Chapman	1,024 (34.1) Leilani Estavan
2003-04	.468 Brina Chaney	135 Holly Chapman	96 Shannon Howell	40 Leilani Estavan	1,030 (33.2) Leilani Estavan
2004-05	.453 Kim Butler	160 Shannon Howell	144 Shannon Howell	39 Shannon Howell	955 (32.9) Shannon Howell
2005-06	.502 Kim Butler	215 Kim Butler	143 Kim Butler	49 Anita Rivera	1,138 (36.7) Mandy Close
2006-07	.645 * Judie Lomax	212 Casey Bunn	122 Casey Bunn	33 Ashley Allen	1,071 (38.2) Mercedes Fox-Griffin
2007-08	.510 Tiffany Ducker	170 Ashley Allen	83 Brittney Davis	67 Talisa Rhea	1,062 (36.6) Mercedes Fox-Griffin
2008-09	.518 Alex Mitchell	155 Talisa Rhea	130 Brittney Davis	64 Talisa Rhea	1,098 (34.3) Mercedes Fox-Griffin
2009-10	.462 Kirsten Tilleman	153 Talisa Rhea	123 Talisa Rhea	44 Talisa Rhea	1,067 (34.3) Kirsten Tilleman
2010-11	.560 El Sara Greer	127 Alyssa Martin	63 El Sara Greer	75 Sage Indendi	1,144 (38.1) Alyssa Martin
2011-12	.579 Patricia Bright	147 Earlysia Marchbanks	104 Earlysia Marchbanks	56 Ali Gibson	1,091 (33.1) Ali Gibson

* led the conference

ANNUAL TEAM STATISTICS

YEAR	GP	FG-FGA	PCT	3FG-FGA	PCT	FT-FTA	PCT	REB (AVG)	PF	AST (AVG)	TO (AVG)	BLK (AVG)	STL (AVG)	PTS (AVG)
1977-78	20	470-1242	.378	—	—	219-400	.547	884 (44.2)	367	207 (10.4)	547 (27.4)	18 (0.9)	70 (3.5)	1157 (57.9)
1978-79	22	639-1370	.466	—	—	253-425	.595	858 (39.0)	481	352 (16.0)	642 (29.2)	52 (2.4)	218 (9.9)	1533 (69.7)
1979-80	31	1047-2015	.517	—	—	351-597	.591	1026 (33.1)	695	519 (16.7)	881 (28.4)	133 (4.3)	524 (16.9)	2445 (78.9)
1980-81	28	1001-1852	.540	—	—	284-456	.623	1006 (35.9)	621	579 (20.7)	691 (24.7)	130 (4.6)	482 (17.2)	2286 (81.6)
1981-82	28	891-1878	.474	—	—	318-514	.619	1032 (36.9)	602	504 (18.0)	570 (20.4)	99 (3.5)	486 (17.4)	2100 (75.0)
1982-83	30	904-1908	.472	—	—	322-505	.638	1019 (34.0)	584	529 (17.6)	542 (18.1)	120 (4.0)	445 (14.8)	2130 (71.0)
1983-84	29	871-1934	.450	—	—	276-466	.592	1021 (35.2)	564	501 (17.3)	543 (18.7)	120 (4.1)	386 (13.3)	2018 (69.6)
1984-85	29	836-1838	.455	—	—	362-576	.628	1079 (37.2)	652	386 (13.3)	586 (20.2)	131 (4.5)	372 (12.8)	2034 (70.1)
1985-86	28	725-1722	.421	—	—	318-495	.642	960 (34.3)	630	388 (13.9)	598 (21.4)	95 (3.4)	273 (9.8)	1769 (63.2)
1986-87	28	840-1866	.450	—	—	326-525	.621	1016 (36.3)	664	459 (16.4)	452 (16.1)	114 (4.1)	* 339 (13.6)	2006 (71.6)
1987-88	28	738-1607	.459	13-42	.310	275-442	.622	868 (31.0)	646	415 (14.8)	559 (20.0)	44 (1.6)	327 (11.7)	1764 (63.0)
1988-89	28	765-1779	.430	23-74	.311	304-447	.680	878 (31.4)	689	409 (14.6)	479 (17.1)	55 (2.0)	291 (10.4)	1857 (66.3)
1989-90	31	752-1794	.419	36-96	.375	308-475	.648	1033 (33.3)	671	432 (13.9)	685 (22.1)	68 (2.2)	310 (10.0)	1848 (59.6)
1990-91	28	818-1914	.427	7-55	.127	407-653	.623	1245 (44.5)	603	433 (15.5)	586 (20.9)	* 120 (4.3)	* 350 (12.5)	2050 (73.2)
1991-92	28	771-1845	.418	32-126	.254	374-578	.647	1045 (37.3)	634	399 (14.3)	589 (21.0)	90 (3.2)	336 (12.0)	1948 (69.6)
1992-93	27	710-1588	.447	70-196	.357	379-601	.631	993 (36.8)	579	378 (14.0)	635 (23.5)	77 (2.9)	330 (12.2)	1869 (69.2)
1993-94	28	837-1752	*.478	72-188	*.383	393-591	.665	1133 (40.5)	571	492 (17.6)	608 (21.7)	104 (3.7)	309 (11.0)	2139 (76.4)
1994-95	29	867-1779	*.487	73-239	.305	489-762	.642	1137 (39.2)	642	561 (19.3)	588 (20.3)	85 (2.9)	291 (10.0)	2296 (79.2)
1995-96	28	769-1737	.443	58-206	.282	443-680	.652	* 1167 (41.7)	586	445 (15.9)	548 (19.6)	63 (2.3)	308 (11.0)	2039 (72.8)
1996-97	27	642-1513	.424	76-279	.272	414-668	.620	1109 (41.1)	554	397 (14.7)	705 (26.1)	97 (3.6)	240 (8.9)	1774 (65.7)
1997-98	27	664-1522	.436	97-307	.316	344-562	.612	1009 (37.4)	587	417 (15.4)	643 (23.8)	* 87 (3.2)	238 (8.8)	1769 (65.5)
1998-99	27	599-1486	.403	75-275	.273	373-621	.601	1033 (38.3)	582	345 (12.8)	618 (22.9)	97 (3.6)	265 (9.8)	1646 (61.0)
1999-00	30	693-1707	.406	91-312	.292	349-580	.602	1191 (39.7)	556	430 (14.3)	609 (20.3)	* 147 (4.9)	291 (9.7)	1826 (60.9)
2000-01	29	728-1707	.426	122-345	.354	418-613	.682	1108 (38.2)	552	419 (14.4)	504 (17.4)	88 (3.0)	257 (8.9)	1996 (68.8)
2001-02	32	792-1959	.404	155-481	.322	385-562	.685	1245 (38.9)	604	476 (14.9)	540 (16.9)	105 (3.3)	287 (9.0)	2124 (66.4)
2002-03	30	684-1659	.412	110-405	.272	323-480	.673	1096 (36.5)	544	433 (14.4)	549 (18.3)	* 117 (3.9)	213 (7.1)	1801 (60.0)
2003-04	32	752-1824	.412	163-478	.341	402-549	.732	1158 (36.2)	569	462 (14.4)	510 (15.9)	* 127 (4.0)	239 (7.5)	2069 (64.7)
2004-05	29	637-1648	.387	92-348	.264	391-533	.734	1012 (34.9)	555	315 (10.9)	567 (19.6)	103 (3.6)	249 (8.6)	1757 (60.6)
2005-06	31	737-1694	.435	97-344	.282	382-555	.688	1092 (35.2)	533	424 (13.7)	524 (16.9)	131 (4.2)	253 (8.2)	1953 (63.0)
2006-07	28	628-1470	.427	93-321	.290	359-497	.722	874 (31.2)	454	376 (13.4)	485 (17.3)	33 (1.2)	180 (6.4)	1708 (61.0)
2007-08	31	669-1629	.411	159-479	.332	360-506	.711	987 (31.8)	514	376 (12.1)	537 (17.3)	81 (2.6)	228 (7.4)	1857 (59.9)
2008-09	32	718-1742	.412	134-422	.318	462-621	*.744	1151 (36.0)	519	421 (13.2)	540 (16.9)	85 (2.7)	269 (8.4)	2032 (63.5)
2009-10	31	634-1628	.389	90-333	.270	388-610	.636	1143 (36.9)	538	323 (10.4)	574 (18.5)	73 (2.4)	200 (6.5)	1746 (56.3)
2010-11	30	571-1557	.367	194-612	.317	282-485	.581	1060 (35.3)	403	352 (11.7)	576 (19.2)	* 143 (4.8)	302 (10.1)	1618 (53.9)
2011-12	33	799-1897	.421	182-624	.292	361-536	.674	1302 (39.5)	454	451 (13.7)	519 (15.7)	183 (5.5)	309 (9.4)	2141 (64.9)

* led the conference

STREAKS

OVERALL WINNING STREAKS

STREAK	YEARS
14	1982-83
11	1979-80
9	twice: 1977-78 to 1978-79; 1995-96

OVERALL LOSING STREAKS

STREAK	YEARS
17	twice: 1989-90; 2009-10
13	1976-77
12	1997-98

OVERALL HOME WINNING STREAKS

STREAK	YEARS
13	1994-95 to 1995-96
12	twice: 1980-81 to 1981-82; 1981-82 to 1982-83
11	1982-83 to 1984-85
10	1984-85 to 1985-86
9	twice: 1979-80; 2002-03 to 2003-04
8	twice: 1977-78 to 1978-79; 1995-96 to 1996-97

OVERALL HOME LOSING STREAKS

STREAK	YEARS
9	1989-90
8	2009-10

OVERALL ROAD WINNING STREAKS

STREAK	YEARS
6	1982-83 to 1983-84

OVERALL ROAD LOSING STREAKS

STREAK	YEARS
19	1984-85 to 1985-86
15	1998-99 to 1999-00
14	1986-87 to 1987-88
12	1989-90
11	twice: 1991-92; 1997-98

CONFERENCE WINNING STREAKS

STREAK	YEARS
11	1979-80 (NWBL)
8	1984-85 (NorPac)
7	1994-95 (Pac-10)
6	twice: 1982-83 (NorPac); 2011-12 (Pac-12)

CONFERENCE LOSING STREAKS

STREAK	YEARS
18	1988-89 to 1989-90 (Pac-10)
16	2004-05 to 2005-06 (Pac-10); 2009-10 (Pac-10)
12	1997-98 (Pac-10)

(road streaks do not include neutral-site games)

100-POINT GAMES

117	vs. Portland State	117-58	Jan. 8, 1982
114	vs. Alaska-Anchorage	114-54	Feb. 7, 1980
105	vs. Portland State	105-54	March 4, 1981
105	vs. Amarillo College	105-68	Nov. 11, 1980
103	vs. Hawai'i	103-64	Jan. 1, 1982
101	vs. California	101-76	Feb. 2, 1995
101	vs. Portland	101-53	Nov. 28, 1987
101	at Utah State	101-77	Nov. 29, 1980
100	vs. Sacramento State	100-45	Nov. 16, 2008
100	vs. Washington	100-86	Feb. 20, 2003
100	vs. Eastern Washington	100-54	Nov. 27, 1998
100	vs. BYU	100-68	Nov. 26, 1993

OVERTIME GAMES

Dec. 30, 1981	at San Jose State	A	W	80-79	ot2
March 2, 1983	at Oregon	A	W	49-46	ot
Feb. 21, 1985	at Washington State	A	W	76-72	ot
Dec. 10, 1988	vs. Oregon	H	L	56-67	ot
Jan. 31, 1992	vs. Oregon	H	L	81-83	ot
Feb. 13, 1992	at Washington State	A	L	74-77	ot
Jan. 29, 1994	vs. Arizona	H	W	90-84	ot
March 17, 1995	vs. Tennessee State	N	W	88-75	ot
Dec. 12, 1999	vs. Wisconsin-Milwaukee	N	L	64-66	ot
March 2, 2000	at Arizona	A	L	77-79	ot
Jan. 27, 2001	vs. USC	H	L	67-69	ot
Jan. 31, 2002	at Arizona	A	W	88-85	ot
Feb. 7, 2002	vs. California	H	W	74-69	ot
Feb. 16, 2002	vs. Oregon	H	L	83-84	ot
Feb. 21, 2002	at Washington	A	W	73-71	ot
Jan. 30, 2003	vs. Arizona	H	W	71-65	ot
Dec. 29, 2005	vs. Cincinnati	H	L	58-63	ot
Jan. 21, 2006	vs. Washington State	H	W	68-67	ot
Dec. 23, 2006	vs. Washington	H	L	67-71	ot
Jan. 24, 2007	at Oregon	A	W	65-58	ot
Feb. 17, 2007	vs. California	H	L	61-67	ot2
Jan. 3, 2008	vs. Arizona	H	W	94-88	ot2
Jan. 23, 2010	vs. California	H	L	75-79	ot2
Dec. 31, 2011	vs. Washington State	H	L	54-61	ot2
Jan. 21, 2012	at USC	A	W	65-61	ot
March 1, 2012	at Utah	A	L	56-63	ot

IN THE POLLS

1980-81 SEASON

DATE	WEEK	AP
March 15	17	18
March 26	18	19

1982-83 SEASON

DATE	WEEK	AP
Jan. 16	9	20
Jan. 23	10	19
Jan. 30	11	17
Feb. 27	13	20
March 6	16	20
March 13	17	19

1986-87 SEASON

DATE	WEEK	AP
Dec. 2	2	19

1994-95 SEASON

DATE	WEEK	AP
Dec. 20	6	25
Dec. 27	7	25
Jan. 10	9	21
Feb. 7	13	23
Feb. 14	14	21
Feb. 21	15	21
Feb. 28	16	19
March 7	17	24
March 14	18	21

1995-96 SEASON

DATE	WEEK	AP
Nov. 14	1	20
Nov. 21	2	18
Nov. 27	3	17
Dec. 4	4	15
Dec. 11	5	15
Dec. 18	6	14
Dec. 25	7	13
Jan. 1	8	12
Jan. 8	9	11
Jan. 15	10	12
Jan. 22	11	15
Jan. 29	12	18
Feb. 5	13	16
Feb. 12	14	15
Feb. 19	15	15
Feb. 26	16	14
March 4	17	21
March 11	18	22

ANNUAL WIN-LOSS RECORD

YEAR	COACH	OVERALL			HOME	AWAY	NEUTRAL	CONFERENCE			POSTSEASON	
		W	L	PCT.				RECORD	PLACE	HOME		AWAY
1976-77	Mary Covington	5	20	.200	1-6	2-12	2-2	-	-	-	-	
1977-78	Mary Covington	10	10	.500	6-4	4-6	0-0	3-10	-	2-4	1-6	
1978-79	Aki Hill	15	7	.682	7-3	6-2	2-2	11-4	-	-	-	AIAW
1979-80	Aki Hill	23	8	.742	9-2	9-2	5-3	13-2	-	7-1	5-1	WNIT
1980-81	Aki Hill	22	6	.786	10-1	7-3	5-2	9-2	-	5-1	4-1	AIAW
1981-82	Aki Hill	20	8	.714	7-1	5-3	8-4	7-3	-	4-1	3-2	WNIT
1982-83	Aki Hill	24	6	.800	11-1	8-3	5-2	11-1	1st NorPac	7-0	4-1	NCAA
1983-84	Aki Hill	21	8	.724	9-0	9-7	3-1	9-3	-	5-0	4-3	NCAA
1984-85	Aki Hill	19	10	.655	9-2	4-5	6-3	8-3	-	5-1	3-2	
1985-86	Aki Hill	7	21	.250	6-5	0-15	1-1	2-10	-	2-4	0-6	
1986-87	Aki Hill	17	11	.610	9-5	7-6	1-0	8-10	t-6th Pac-10	5-4	3-6	
1987-88	Aki Hill	10	18	.357	7-7	2-11	1-0	5-13	t-8th Pac-10	3-6	2-7	
1988-89	Aki Hill	13	15	.464	7-6	5-9	1-0	7-11	7th Pac-10	4-5	3-6	
1989-90	Aki Hill	5	26	.161	3-11	1-12	1-3	1-17	10th Pac-10	1-8	0-9	
1990-91	Aki Hill	17	11	.610	10-3	6-8	1-0	9-9	5th Pac-10	6-3	3-6	
1991-92	Aki Hill	8	20	.286	5-7	2-12	1-1	3-15	t-9th Pac-10	3-6	0-9	
1992-93	Aki Hill	15	12	.556	6-4	7-8	2-0	9-9	6th Pac-10	6-3	3-6	
1993-94	Aki Hill	17	11	.607	11-3	5-8	1-0	9-9	6th Pac-10	6-3	3-6	NCAA
1994-95	Aki Hill	21	8	.724	13-2	6-6	2-0	12-6	3rd Pac-10	8-1	4-5	NCAA
1995-96	Judy Spoelstra	19	9	.679	11-1	6-6	2-2	11-7	2nd Pac-10	8-1	3-6	NCAA
1996-97	Judy Spoelstra	11	16	.407	7-6	3-9	1-1	5-13	7th Pac-10	4-5	1-8	
1997-98	Judy Spoelstra	7	20	.259	5-7	1-13	1-0	2-16	t-9th Pac-10	2-7	0-9	
1998-99	Judy Spoelstra	11	16	.407	7-7	4-9	0-0	3-15	t-9th Pac-10	3-6	0-9	
1999-00	Judy Spoelstra	14	16	.467	9-5	4-10	1-1	10-8	t-5th Pac-10	6-3	4-5	
2000-01	Judy Spoelstra	16	13	.552	10-6	6-7	0-0	8-10	t-6th Pac-10	5-4	3-6	WNIT
2001-02	Judy Spoelstra	17	15	.531	8-7	7-7	2-1	11-7	t-4th Pac-10	5-4	6-3	WNIT
2002-03	Judy Spoelstra	15	15	.500	13-2	2-12	0-1	8-10	t-5th Pac-10	7-2	1-8	Pac-10, WNIT
2003-04	Judy Spoelstra	17	15	.531	9-5	6-8	2-2	8-10	7th Pac-10	5-4	3-6	Pac-10, WNIT
2004-05	Judy Spoelstra	6	23	.207	3-9	2-11	1-3	1-17	10th Pac-10	1-8	0-9	Pac-10
2005-06	LaVonda Wagner	16	15	.516	9-6	6-8	1-1	7-11	7th Pac-10	4-5	3-6	Pac-10, WNIT
2006-07	LaVonda Wagner	9	19	.321	5-8	3-9	1-2	4-14	t-8th Pac-10	1-8	3-6	Pac-10
2007-08	LaVonda Wagner	12	19	.387	7-7	3-9	2-3	4-14	t-8th Pac-10	4-5	0-9	Pac-10
2008-09	LaVonda Wagner	20	12	.625	13-3	6-6	1-3	9-9	t-4th Pac-10	6-3	3-6	Pac-10, WNIT
2009-10	LaVonda Wagner	11	20	.355	5-9	4-10	2-1	2-16	10th Pac-10	1-8	1-8	Pac-10
2010-11	Scott Rueck	9	21	.300	4-9	3-10	2-2	2-16	10th Pac-10	1-8	1-8	Pac-10
2011-12	Scott Rueck	20	13	.606	12-6	8-5	0-2	9-9	t-5th Pac-12	5-4	4-5	Pac-12, WNIT
TOTALS		519	513	.503				167-301				

(Pac-12 only)

YEAR-BY-YEAR RESULTS

NOTE: Numbers following opponent's name indicate the Associated Press ranking at the time of the game. OSU's score is listed first. Date, site and attendance are listed if available.

1976-77 5-20

Head Coach: Mary Covington

12/4	Alaska-Fairbanks	A	L	54-79	
12/5	Alaska-Fairbanks	A	L	62-83	
12/6	Alaska-Anchorage	A	L	52-57	
12/7	Alaska-Anchorage	A	W	63-53	
12/11	UCLA	A	L	35-125	
12/12	USC	A	L	54-86	
12/17	Australia	H	L	24-92	
1/7	Washington	A	L	37-73	
1/8	Western Washington	A	L	45-58	
1/10	Portland State	H	L	38-79	
1/15	Western Washington	H	L	51-57	
1/17	Alaska-Fairbanks	H	L	42-55	
1/19	Oregon	A	L	55-57	
1/22	Washington State	A	L	35-47	
1/28	Eastern Washington	A	L	58-60	
1/29	Central Washington	A	L	33-40	
1/31	Oregon College	A	L	59-65	
2/4	Southern Oregon	H	W	71-45	
2/11	% Simon Fraser	N	W	55-50	
2/12	% Montana	N	W	42-40	
2/18	Southern Oregon	A	W	66-49	
2/19	Oregon	H	L	43-46	
2/24	Oregon College	H	L	45-61	
3/3	\$ Southern Oregon	N	L	49-54	
3/4	\$ Seattle Pacific	N	L	50-60	

% at Portland

\$ Area Qualifying Tournament (Portland, Ore.)

1977-78 10-10, 3-10

Head Coach: Mary Covington

Betty Collings (Fr. G) — 11.6 ppg, 3.7 rpg, 2.2 apg

Kitsy Hall (Fr. F) — 5.4 ppg, 7.4 rpg

Marsha Rice (Jr. F) — 3.6 ppg, 8.1 rpg

Kathy Vanderstoel (Fr. C) — 7.5 ppg, 10.3 rpg

	Humboldt State	H	W	69-53	
	* Alaska-Anchorage	A	W	59-60 (f)	
	Alaska-Anchorage	A	W	47-46	
	Alaska-Fairbanks	A	W	73-63	
1/6	Southern Oregon	H	W	68-64	
1/13	* Western Washington	A	L	62-73	150
1/14	* Washington	A	L	35-81	250
1/19	Oregon College	H	W	62-57	
1/21	* Oregon	A	L	48-67	
1/27	* Portland State	H	L	57-61	
1/30	Alaska-Fairbanks	H	W	79-68	
	* Washington State	A	L	58-84	
	* Boise State	A	L	60-70	
2/10	* Washington	H	L	38-82	
2/11	* Western Washington	H	L	45-50	
2/15	* Portland State	A	L	66-67	65
2/20	Southern Oregon	A	W	53-51	
2/24	* Oregon	H	L	58-59	
3/2	* Montana State	H	W	62-56	
3/3	* Montana	H	W	58-41	

(f) won by forfeit

* NWBL contest

1978-79 15-7, 11-4

NWBL REGION IX TOURNAMENT CHAMPIONS

AIAW WESTERN SECTIONAL CHAMPIONSHIPS

Head Coach: Aki Hill

Carol Menken (So. C) — 26.5 ppg, 12.5 rpg

Betty Collings (So. G) — 8.4 ppg, 4.4 apg

12/2	Alaska-Anchorage	H	W	74-45	
12/4	Alaska-Anchorage	H	W	85-38	
12/15	Oregon College	H	W	71-42	75
1/4	Western Washington	H	W	62-56	
1/6	Washington	H	W	77-57	
1/9	Oregon College	A	W	76-75	
1/12	Boise State	H	W	91-59	
1/13	Washington State	H	L	65-71	200
1/19	Oregon	H	L	57-69	650
1/26	Portland State	H	W	76-64	
1/27	Seattle	H	L	55-61	350
2/2	Montana State	A	W	60-54	215
2/4	Montana	A	W	75-56	
2/16	Western Washington	A	W	72-68	
2/17	Washington	A	L	56-77	
3/1	Oregon	A	L	78-65	4,937
3/2	Portland State	A	W	56-55	
3/8	# Montana State	A	W	76-73	95
3/9	# Washington State	N	W	71-62	125
3/10	# Oregon	N	W	75-68	120
3/16	% UCLA	N	L	70-105	1,757
3/17	% BYU	N	L	68-74	

NWBL Region IX Tournament (Bozeman, Mont.)

% AIAW Western Sectional Championships (Stanford, Calif.)

1979-80 23-8, 13-2

WOMEN'S NAT'L INVITATION TOURNAMENT CHAMPIONS

Head Coach: Aki Hill

Carol Menken (Jr. C) — 26.8 ppg, 10.5 rpg

Betty Collings (Jr. G) — 5.9 ppg, 3.9 apg

Chris Acarregui (Fr. G) — 10.1 ppg

Pam Mollett (Jr. F) — 8.2 ppg, 5.7 rpg

11/29	\$ Pepperdine	N	L	59-74	150
11/30	\$ California	A	L	60-74	300
12/1	* Montana State	N	W	86-72	100
12/7	San Francisco	H	L	67-73	
12/8	San Jose State	H	W	74-72	
12/18	^ UCLA	N	L	76-77	
12/19	^ Portland State	N	W	93-47	531
12/20	^ Oregon	N	L	69-79	1,150
12/28	USC	A	W	65-57	
12/29	Cal State Fullerton	A	W	83-62	200
12/31	UC Irvine	A	W	83-48	
1/5	Hawai'i	H	W	79-43	
1/11	* Washington	A	W	87-61	300
1/12	* Seattle	A	W	95-65	
1/18	* Oregon	A	L	58-74	1,967
1/24	* Washington State	A	W	75-55	250
1/25	* Eastern Washington	A	W	79-38	500
1/31	* Montana State	H	W	97-72	
2/2	* Montana	H	W	82-62	
2/7	* Alaska-Anchorage	H	W	114-54	
2/8	* Alaska-Anchorage	H	W	98-52	500
2/12	* Portland State	H	W	87-53	200
2/15	* Seattle	H	W	90-77	275
2/16	* Washington	H	W	75-49	225
2/23	* Boise State	A	W	83-65	
2/27	* Portland State	A	W	87-48	100
2/29	* Oregon	H	L	57-82	

3/4	& Seattle	N	L	60-61	100
3/20	% Mississippi College	N	W	79-72	
3/21	% Drake	N	W	78-63	
3/22	% North Carolina	N	W	71-62	

* NWBL contest

\$ Cal Invitational (Berkeley, Calif.)

^ Giusti Tournament (Portland, Ore.)

& at Linn-Benton Community College

% WNIT Tournament (Amarillo, Texas)

1980-81 22-6, 9-2

NWBL REGION IX TOURNAMENT CHAMPIONS

AIAW WESTERN SECTIONAL CHAMPIONSHIPS

Head Coach: Aki Hill

Carol Menken (Sr. C) — 29.6 ppg, 10.9 rpg

Margy Becker (Jr. F) — 8.7 ppg, 5.5 apg

Robyn Clark (So. F) — 8.7 ppg, 5.5 rpg

Pam Mollett (Sr. F) — 7.3 ppg, 3.7 rpg, 2.9 apg

11/28	\$ Amarillo College	N	W	105-68	
11/29	\$ Utah State	A	W	101-77	
12/1	Utah	A	L	77-81	
12/4	& Colorado State	N	W	96-71	
12/5	& Nebraska	N	W	84-71	
12/6	& California	A	W	82-78	
12/16	^ BYU	N	W	95-65	
12/17	^ Oregon	N	L	71-72	
12/18	^ Texas	N	L	65-72	
1/2	Seattle	H	W	83-53	
1/3	Victoria	H	W	68-56	
1/8	* Portland State	A	W	99-52	
1/9	* Boise State	H	W	82-54	
1/16	* Oregon	H	L	64-73	2,487
1/24	* Washington	A	W	89-65	
1/31	Simon Fraser	H	W	80-41	
2/5	* Montana State	A	W	74-65	200
2/7	* Montana	A	W	77-69	800
2/11	* Oregon	A	L	66-80	3,740
2/14	Stanford	H	W	78-53	
2/19	* Eastern Washington	H	W	90-38	
2/21	* Washington State	H	W	75-59	
2/26	* Washington	H	W	94-61	
3/4	* Portland State	H	W	105-54	
3/10	# Washington State	H	W	86-46	
3/14	# Montana	A	W	72-54	537
3/15	# ! Oregon	N	W	61-54	364
3/18	% UCLA	A	L	65-72	501

* NWBL contest

\$ Utah State Tournament (Logan, Utah)

& Cal Tournament (Berkeley, Calif.)

^ Giusti Tournament (Portland, Ore.)

! at Missoula, Mont.

NWBL Region IX Tournament

% AIAW Western Sectional Championships (Los Angeles, Calif.)

1981-82 20-8, 7-3

WOMEN'S NAT'L INVITATION TOURNAMENT CHAMPIONS

Head Coach: Aki Hill

Jan Martin (Jr. C) — 17.8 ppg, 6.5 rpg

Judy Spoelstra (Jr. F) — 15.4 ppg, 8.0 rpg

Cheryl Sturzenegger (So. G) — 10.1 ppg, 4.0 apg

Robyn Clark (Jr. F) — 9.2 ppg, 5.1 rpg

Margy Becker (Sr. G) — 7.3 ppg, 6.0 apg

11/26	\$ Wayland Baptist	N	W	77-69	2,000
11/27	\$ Kansas	N	L	55-70	500
11/28	\$ Stephen F. Austin	N	W	75-70	1,073

11/30	Texas	A	L	72-84	1,400
12/11	Utah	H	W	88-68	400
12/16	^ California	N	W	77-59	
12/17	^ Oregon	N	L	48-65	1,822
12/18	^ Tennessee	N	L	62-73	
12/20	* Washington	A	W	80-71	
12/30	San Jose State	A	W	80-79 ot2	
1/1	& Hawai'i	N	W	103-64	
1/2	& San Francisco	A	W	88-53	
1/3	Drake	H	W	59-49	
1/8	* Portland State	H	W	117-58	250
1/9	Pacific Christian	H	W	98-47	
1/15	* Oregon	A	L	60-63	1,908
1/22	# California	N	L	71-75	1,000
1/23	# UNLV	N	W	95-57	1,000
1/30	* Washington	H	W	83-76	
2/5	* Boise State	A	W	74-56	
2/11	* Oregon	H	L	59-71	966
2/19	* Eastern Washington	A	L	48-57	
2/20	* Washington State	A	W	58-52	
3/5	* Montana	H	W	72-65	
3/6	* Montana State	H	W	78-50	
3/24	% Southern Mississippi	N	W	71-65	
3/26	% Illinois State	N	W	76-61	
3/27	% Florida State	N	W	76-60	
* NWBL contest					
\$ Queen's Classic (Plainview, Texas)					
^ Giusti Tournament (Portland, Ore.)					
& San Francisco Tournament (San Francisco, Calif.)					
# Nike Tournament (Los Angeles, Calif.)					
% WNIT Tournament (Amarillo, Texas)					

1982-83 24-6, 11-1

NCAA TOURNAMENT

NORPAC CONFERENCE CHAMPIONS

Head Coach: Aki Hill

Jan Martin (Sr. C) - 12.9 ppg, 4.1 rpg
 Juli Coleman (So. G) - 15.8 ppg, 3.0 rpg
 Judy Spoelstra (Sr. F) - 12.3 ppg, 7.8 rpg, 5.8 apg
 Robyn Clark (Sr. F) - 9.9 ppg, 6.5 rpg

11/18	Portland	H	W	72-63	700
11/26	Illinois State	A	L	56-60	350
11/27	Southern Illinois	A	W	65-63	381
11/30	Drake	A	L	72-74	528
12/3	Portland State	A	W	73-62	350
12/19	^ Texas	N	L	50-52	
12/20	^ Washington	N	W	75-62	
12/21	^ Portland State	N	W	58-52	672
12/22	UCLA	H	W	81-71	550
12/31	San Diego State	A	W	54-49	148
1/2	San Diego	A	W	87-57	
1/6	\$ New Mexico	H	W	77-53	2,000
1/7	\$ Illinois State	H	W	89-57	864
1/14	* Washington	H	W	86-61	350
1/15	* Washington State	H	W	84-57	350
1/21	* Pacific	H	W	73-55	450
1/22	* Fresno State	H	W	75-43	2,000
1/28	* Santa Clara	H	W	89-46	400
1/29	* San Francisco	H	W	81-54	500
2/2	* California	A	W	70-64	525
2/5	* San Jose State	A	L	56-69	223
2/7	USC	H	L	57-68	4,055
2/11	* Oregon	H	W	66-63	2,450
2/17	* Washington	A	W	79-56	
2/19	* Washington State	A	W	68-53	600
3/2	* Oregon	A	W	49-46 ot	1,630

3/10	# Washington	N	W	82-65	802
3/11	# California	N	W	59-58	902
3/19	% ! UCLA	N	W	75-62	1,523
3/24	% @ Long Beach State	N	L	72-92	2,319
* NorPac contest					
^ Giusti Tournament (Portland, Ore.)					
\$ Big O Classic (Corvallis, Ore.)					
# NorPac Conference Tournament (Eugene, Ore.)					
% ! NCAA Tournament (Salem, Ore.)					
% @ NCAA Tournament (Los Angeles, Calif.)					
Total Home Attendance - 14,669 (1,222 average)					

1983-84 21-8, 9-3

NCAA TOURNAMENT

Head Coach: Aki Hill

Juli Coleman (Jr. G) - 22.7 ppg, 3.0 rpg
 Brenda Arbuckle (Fr. F) - 14.0 ppg, 10.3 rpg
 Lisa Channel (So. F) - 9.5 ppg, 4.1 apg
 Cheryl Sturzenegger (Sr. G) - 7.7 ppg, 5.8 apg

11/23	BYU	A	W	76-72	500
11/25	Utah	A	W	64-58	400
11/29	Portland State	H	W	56-55	462
12/3	Portland	H	W	69-54	512
12/7	Arizona	A	W	71-54	150
12/9	@ Baylor	N	W	76-75	400
12/10	@ Arizona State	A	L	48-68	624
12/18	^ Utah	N	W	71-65	1,534
12/19	^ Kansas State	N	W	70-62	1,623
12/20	^ Georgia	N	L	54-89	2,070
12/28	Cal State Fullerton	A	W	67-58	208
12/30	UCLA	A	L	49-67	521
1/8	\$ Alaska-Anchorage	H	W	75-55	567
1/9	\$ Portland	H	W	59-47	526
1/19	* Washington State	A	W	70-49	700
1/21	* Washington	A	L	62-64	1,000
1/26	* Fresno State	A	L	64-74	597
1/28	* Pacific	A	W	90-81	180
2/3	* San Francisco	A	W	83-58	300
2/4	* Santa Clara	A	W	72-63	300
2/9	* San Jose State	H	W	89-71	388
2/11	* California	H	W	84-62	338
2/15	* Oregon	A	L	61-69	1,500
2/23	* Washington	H	W	77-66	325
2/25	* Washington State	H	W	80-62	302
3/2	* Oregon	H	W	75-59	1,435
3/9	# California	N	W	91-65	1,689
3/10	# Oregon	A	L	67-77	1,795
3/18	% Montana	A	L	47-56	4,030

* NorPac contest
 @ Arizona State Tournament (Tempe, Ariz.)
 ^ Giusti Tournament (Portland, Ore.)
 \$ Big O Classic (Corvallis, Ore.)
 # NorPac Conference Tournament (Eugene, Ore.)
 % NCAA Tournament (Missoula, Mont.)
 Total Home Attendance - 4,855 (539 average)

1984-85 19-10, 8-3

Head Coach: Aki Hill

Juli Coleman (Sr. G) - 23.9 ppg, 3.5 apg
 Brenda Arbuckle (So. F) - 14.1 ppg, 7.6 rpg
 Tanya Mothershed (Sr. C) - 10.9 ppg, 7.3 rpg
 Debbie Dalluge (Fr. F) - 6.9 ppg, 6.0 rpg

11/22	@ Mississippi State	N	W	72-69	
11/23	@ Texas Tech	N	L	55-79	
11/24	@ Missouri	N	L	68-103	
11/29	\$ Colorado State	H	W	77-58	464
11/30	\$ Delta State	H	L	75-82	588
12/4	Portland	H	W	81-58	361

12/7	Arizona	H	W	72-54	1,180
12/16	^ Clemson	N	W	82-75	
12/17	^ Portland State	N	W	79-63	1,320
12/18	^ Alabama	N	W	59-57	1,864
12/30	Cal Poly-Pomona	A	L	54-61	186
12/31	San Diego State	A	W	68-66	192
1/4	& Penn State	N	L	56-98	
1/5	& Creighton	N	W	82-56	
1/11	Utah	H	W	68-62	416
1/18	* Washington	H	L	53-72	489
1/19	* Washington State	H	W	62-53	378
1/25	* Oregon	H	W	80-63	825
2/1	* Santa Clara	A	W	76-60	190
2/2	* San Jose State	A	W	83-62	250
2/5	Portland State	A	L	48-58	110
2/9	* Fresno State	H	W	80-69	329
2/15	* California	H	W	75-56	683
2/17	* San Francisco	H	W	74-52	441
2/21	* Washington State	A	W	76-72 ot	250
2/23	* Washington	A	L	76-85	
2/27	* Oregon	A	L	50-63	1,293
3/8	# Oregon	N	W	82-68	
3/9	# Washington	A	L	70-84	1,422

* NorPac contest
 @ Queen's Classic (Plainview, Texas)
 \$ Big O Classic (Corvallis, Ore.)
 ^ Giusti Tournament (Portland, Ore.)
 & UNLV Tournament (Las Vegas, Nev.)
 # NorPac Conference Tournament (Seattle, Wash.)
 Total Home Attendance - 6,154 (559 average)

1985-86 7-21, 2-10

Head Coach: Aki Hill

Debbie Dalluge (So. F) - 15.5 ppg, 6.4 rpg
 Chelle Flameo (Fr. G) - 13.1 ppg, 3.8 apg
 Fonda DeCree (So. F) - 10.4 ppg, 7.5 rpg
 Monica Raspberry (So. G) - 9.4 ppg, 4.9 rpg

11/22	Mississippi	A	L	47-76	575
11/23	Delta State	A	L	58-88	1,100
11/29	\$ Cal State Fullerton	H	W	66-60	334
11/30	\$ Texas A&M	H	W	70-69	251
12/6	Idaho	A	L	58-71	400
12/7	Eastern Washington	A	L	61-81	
12/13	@ Utah State	N	L	73-74	
12/14	@ Washington State	N	W	74-64	
12/20	Long Beach State	A	L	81-112	607
12/22	USC	A	L	55-117	861
12/31	Wyoming	A	L	64-75	231
1/2	Colorado State	A	L	42-54	157
1/8	Portland	H	W	87-49	294
1/17	* San Jose State	H	W	80-53	391
1/18	* California	H	W	74-62	4,650
1/23	* Washington State	A	L	77-80	
1/24	* Washington	A	L	60-75	
2/1	* Fresno State	H	L	69-72	375
2/2	Arizona State	H	L	57-81	360
2/7	* Oregon	H	L	47-72	581
2/8	Portland	A	L	50-61	305
2/14	* California	A	L	59-90	410
2/15	* San Jose State	A	L	78-88	170
2/21	* Washington	H	L	42-65	501
2/22	* Washington State	H	L	57-65	579
2/25	Portland State	H	W	66-55	248
2/28	* Fresno State	A	L	64-76	640
3/5	* Oregon	A	L	53-69	1,555

* NorPac contest
 \$ Big O Classic (Corvallis, Ore.)
 @ Boise State Tournament (Boise, Idaho)
 Total Home Attendance - 8,564 (779 average)

1986-87 17-11, 8-10

Head Coach: Aki Hill
 Monica Raspberry (Jr. G) — 16.9 ppg, 5.0 rpg
 Chelle Flamoe (So. G) — 15.0 ppg, 4.0 apg
 Brenda Arubuckle (Jr. F) — 12.4 ppg, 7.5 rpg
 Fonda DeCree (Jr. F) — 8.5 ppg, 5.7 rpg

11/28	\$ Iowa State	H	W	79-70	250
11/29	\$ Texas Tech	H	W	69-58	300
12/7	Long Beach State	H	L	62-73	600
12/10	Boise State	H	W	68-39	300
12/13	Portland	A	W	78-65	1,368
12/19	New Mexico	A	W	75-60	100
12/20	! Southwest Texas	N	W	63-46	50
12/21	UTEP	A	W	90-66	200
12/29	Portland State	A	W	78-73	410
12/31	* Arizona	H	W	68-55	250
1/4	* Arizona State	H	W	90-72	400
1/9	* Oregon	A	L	63-65	2,306
1/12	Portland	H	W	93-77	300
1/15	* USC	A	L	82-99	1,172
1/17	* UCLA	A	W	74-69	300
1/22	* Washington	A	L	51-67	439
1/24	* Washington State	A	W	74-68	250
1/30	* Stanford	H	W	70-53	850
2/1	* California	H	W	69-67	572
2/5	* Arizona State	A	W	75-58	300
2/7	* Arizona	A	L	68-69	367
2/13	* Oregon	H	L	51-71	1,846
2/20	* UCLA	H	L	53-65	461
2/22	* USC	H	L	84-101	755
2/26	* Washington State	H	W	85-68	248
2/28	* Washington	H	L	67-69	354
3/5	* California	A	L	71-94	411
3/7	* Stanford	A	L	56-58	850

* Pac-10 contest
 \$ Big O Classic (Corvallis, Ore.)
 † at Albuquerque, N.M.
 Total Home Attendance - 7,486 (535 average)

1987-88 10-18, 5-13

Head Coach: Aki Hill
 Chelle Flamoe (Jr. G) — 20.0 ppg, 3.3 apg
 Kari Parriott (Fr. C) — 14.4 ppg, 8.3 rpg
 Cynthia Jackson (Jr. G) — 7.6 ppg, 3.8 apg

11/28	Portland	H	W	101-53	404
12/4	@ SW Louisiana	N	W	60-57	50
12/5	@ Texas A&M	A	L	70-87	331
12/7	Colorado	A	L	60-82	327
12/12	Dartmouth	H	W	63-51	443
12/16	Tennessee	H	L	56-91	1,730
12/19	Utah	A	L	52-66	287
12/21	BYU	A	L	86-92	243
12/30	Portland State	H	W	79-62	320
1/2	Idaho	H	W	77-52	490
1/7	* UCLA	A	L	51-66	450
1/9	* USC	A	L	62-73	521
1/15	* Arizona State	A	W	66-61	296
1/16	* Arizona	A	W	65-63	321
1/22	* Washington State	H	W	54-53	476
1/23	* Washington	H	L	50-68	648
1/29	* California	A	L	58-66	673
1/30	* Stanford	A	L	48-71	1,025
2/5	* USC	H	L	62-67	433
2/6	* UCLA	H	L	60-77	489
2/12	* Arizona	H	W	78-48	548
2/13	* Arizona State	H	W	64-61	450
2/18	* Washington	A	L	49-77	1,544

2/20	* Washington State	A	L	64-77	311
2/26	* Stanford	H	L	56-65	1,356
2/27	* California	H	L	75-79	364
3/4	* Oregon	A	L	47-58	1,349
3/11	* Oregon	H	L	51-53	925

* Pac-10 contest
 @ Aggie Classic (College Station, Texas)
 Total Home Attendance - 9,076 (648 average)

1988-89 13-15, 7-11

Head Coach: Aki Hill
 Monica Raspberry (Sr. G) — 18.6 ppg, 4.4 rpg
 Chelle Flamoe (Sr. G) — 18.0 ppg, 3.9 apg
 Yasmin Gray (Sr. F) — 12.5 ppg, 3.6 rpg

11/25	@ San Francisco	N	W	72-56	300
11/26	@ UC Irvine	A	W	81-54	100
11/28	UNLV	A	L	68-92	800
12/5	Portland	A	W	77-53	162
12/9	\$ UMKC	H	W	62-52	480
12/10	\$ Oregon	H	L	59-67 ot	580
12/17	BYU	H	W	84-61	310
12/21	Drake	A	L	66-68	575
12/22	Iowa	A	L	45-90	2,344
12/31	Portland State	H	W	80-67	221
1/6	* Oregon	H	L	51-52	848
1/13	* Arizona State	H	W	78-60	473
1/14	* Arizona	H	W	73-59	481
1/19	* Washington State	A	W	66-63	750
1/21	* Washington	A	L	60-71	2,108
1/27	* California	H	W	64-59	581
1/28	* Stanford	H	L	64-75	1,636
2/3	* UCLA	H	W	81-58	502
2/4	* USC	H	L	56-65	782
2/9	* Arizona State	A	W	65-62	263
2/10	* Arizona	A	W	76-71	239
2/17	* Washington	H	L	63-75	810
2/18	* Washington State	H	L	66-68	671
2/24	* Stanford	A	L	56-93	1,125
2/25	* California	A	L	60-70	506
3/3	* USC	A	L	68-86	360
3/4	* UCLA	A	L	61-77	350
3/10	* Oregon	A	L	55-61	1,928

* Pac-10 contest
 @ Freedom Bowl Classic (Irvine, Calif.)
 \$ Converse Classic (Corvallis, Ore.)
 Total Home Attendance - 8,375 (644 average)

1989-90 5-26, 1-17

Head Coach: Aki Hill
 Shanna Daniels (Jr. F) — 11.9 ppg, 5.3 rpg, 3.8 apg
 Sonjhia Fleming (Fr. F) — 10.2 ppg, 6.2 apg
 Izzy Maryntschak (Jr. G) — 9.6 ppg, 4.2 apg

11/24	@ Vanderbilt	N	L	50-63	938
11/25	@ Southern Illinois	N	L	54-63	328
11/26	@ Toledo	N	L	65-74	875
12/1	& San Jose State	N	W	72-62	200
12/2	& San Francisco	A	W	69-65	301
12/8	\$ Montana State	H	W	72-58	733
12/9	\$ UC Irvine	H	W	63-24	528
12/16	Portland State	A	L	72-77	260
12/18	Northwestern	H	L	56-87	326
12/20	Hawai'i	H	L	59-91	212
12/27	San Diego	A	L	51-58	202
12/28	Saint Mary's	A	L	68-80	250
12/30	UNLV	H	L	57-68	194
1/5	* Stanford	H	L	62-84	1,213
1/7	* California	H	L	65-76	312

1/12	* Oregon	H	L	61-76	1,895
1/18	* Washington State	A	L	57-100	940
1/20	* Washington	A	L	47-69	2,814
1/25	* UCLA	H	L	60-82	158
1/27	* USC	H	L	46-50	278
2/1	* Arizona State	A	L	57-66	163
2/3	* Arizona	A	L	50-66	503
2/9	* Oregon	A	L	63-82	1,540
2/15	* Washington	H	L	56-73	274
2/17	* Washington State	H	W	69-63	284
2/23	* USC	A	L	49-64	315
2/25	* UCLA	A	L	55-74	430
3/1	* Arizona	H	L	65-70	315
3/3	* Arizona State	H	L	58-60	440
3/8	* California	A	L	72-83	308
3/10	* Stanford	A	L	48-94	3,716

* Pac-10 contest
 @ Wahine-Rainbow Classic (Honolulu, Hawai'i)
 & AT&T Classic (San Francisco, Calif.)
 \$ Converse Classic (Corvallis, Ore.)
 Total Home Attendance - 7,162 (512 average)

1990-91 17-11, 9-9

Head Coach: Aki Hill
 Judy Shannon (Jr. F) — 19.6 ppg, 9.5 rpg
 Natalia Mattick (Fr. C) — 18.0 ppg, 8.0 rpg
 Sonjhia Fleming (So. F) — 8.7 ppg, 7.2 apg

11/23	@ SW Texas	N	W	62-45	160
11/24	@ Cal State Fullerton	A	W	67-58	402
12/1	Portland	H	W	72-53	359
12/7	\$ Idaho State	H	W	80-62	327
12/8	\$ San Diego	H	W	74-58	413
12/12	Portland State	A	L	74-83	294
12/17	Loyola-Chicago	A	W	69-53	300
12/18	Northwestern	A	L	73-83	310
12/20	Montana State	A	W	70-56	275
12/30	Eastern Washington	H	W	82-60	343
1/3	* Stanford (#8)	A	L	81-99	2,756
1/5	* California	A	L	70-89	605
1/11	* Oregon	A	W	74-58	1,354
1/18	* Washington State	H	L	63-87	590
1/20	* Washington	H	W	84-67	607
1/25	* UCLA	A	L	55-66	738
1/27	* USC	A	W	73-71	472
1/31	* Arizona State	H	W	80-69	327
2/2	* Arizona	H	W	95-62	667
2/10	* Oregon	H	L	63-65	1,020
2/15	* Washington	A	L	61-68	4,587
2/17	* Washington State	A	L	59-61	632
2/22	* USC	H	L	60-65	725
2/24	* UCLA	H	W	89-83	425
2/28	* Arizona	A	W	97-73	286
3/2	* Arizona State	A	L	64-81	576
3/7	* California	H	W	72-59	278
3/9	* Stanford (#9)	H	W	87-61	2,580

* Pac-10 contest
 @ Cal State Fullerton Titan Classic (Fullerton, Calif.)
 \$ Fisher Implement Classic (Corvallis, Ore.)
 Total Home Attendance - 8,661 (666 average)

1991-92 8-20, 3-15

Head Coach: Aki Hill
 Judy Shannon (Sr. F) — 21.4 ppg, 9.5 rpg
 Sonjhia Fleming (Jr. F) — 11.7 ppg, 7.3 rpg
 Margo Evashevski (Jr. G) — 10.9 ppg, 5.4 apg

11/23	San Francisco	A	L	64-72	200
11/24	Sacramento State	A	W	83-63	275

11/29	@ Fresno State	N	W	80-61	340
11/30	@ UC Santa Barbara	N	L	69-78	335
12/1	@ Nevada	A	W	83-60	325
12/4	Boise State	H	L	57-71	343
12/5	\$ Sacramento State	H	W	71-63	335
12/7	\$ Cal State Fullerton	H	W	73-68	437
12/15	Houston	A	L	68-70	217
12/18	SMU	A	L	64-73	245
1/10	* USC	A	L	45-84	533
1/12	* UCLA	A	L	71-89	350
1/16	* Washington	H	L	48-59	425
1/18	* Washington State	H	W	81-69	510
1/23	* Arizona State	A	L	69-71	304
1/25	* Arizona	A	L	68-79	919
1/31	* Oregon	H	L	81-83 ot	1,139
2/6	* Stanford (#3)	H	W	75-69	572
2/8	* California	H	L	71-78	618
2/13	* Washington State	A	L	74-77 ot	649
2/15	* Washington	A	L	70-73	4,002
2/20	* Arizona	H	W	84-68	323
2/22	* Arizona State	H	L	69-72	469
2/26	* Oregon	A	L	59-62	1,044
3/5	* California	A	L	67-78	679
3/7	* Stanford (#6)	A	L	68-103	4,044
3/12	* UCLA	H	L	70-71	288
3/15	* USC	H	L	66-78	481

* Pac-10 contest

@ Reno Wolfpack Invitational (Reno, Nev.)

\$ Fisher Implement Classic (Corvallis, Ore.)

Total Home Attendance - 5,940 (495 average)

1992-93 15-12, 9-9

Head Coach: Aki Hill

Tanja Kostic (Fr. F) - 18.2 ppg, 8.2 rpg					
Anette Mollerstrom (Fr. G) - 14.1 ppg, 4.1 rpg					
Margo Evashevski (Sr. G) - 9.0 ppg, 4.8 apg					
12/2	Portland	A	W	62-59	222
12/4	@ Boston College	N	W	89-54	2,047
12/5	@ Michigan State	A	W	86-65	2,252
12/10	BYU	H	L	60-74	401
12/12	& Hawai'i	A	L	71-72	
12/13	& Georgia (#20)	N	W	81-79	198
12/16	Pepperdine	A	W	77-60	220
12/17	San Diego State	A	L	50-61	376
12/19	Long Beach State	A	W	92-78	431
1/7	* Stanford (#4)	H	L	60-70	511
1/9	* California	H	W	75-73	645
1/14	* USC (#14)	A	L	57-82	831
1/16	* UCLA	A	W	71-67	652
1/21	* Washington	H	L	57-71	917
1/23	* Washington State	H	W	75-55	500
1/28	* Arizona State	A	L	66-79	456
1/30	* Arizona	A	L	62-69	1,759
2/5	* Oregon	A	W	67-63	967
2/11	* UCLA	H	W	71-68	507
2/13	* USC	H	W	64-59	745
2/18	* Washington State	A	L	67-68	482
2/20	* Washington	A	L	71-81	4,365
2/25	* Arizona	H	L	49-63	444
2/27	* Arizona State	H	W	81-71	650
3/5	* Oregon	H	W	66-56	1,661
3/11	* California	A	W	73-61	1,013
3/13	* Stanford (#6)	A	L	69-84	7,500

* Pac-10 contest

@ Michigan State Tournament (East Lansing, Mich.)

& Hawai'i Tournament (Honolulu, Hawai'i)

Total Home Attendance - 6,961 (698 average)

1993-94 17-11, 9-9

NCAA TOURNAMENT

Head Coach: Aki Hill

Tanja Kostic (So. F) - 20.6 ppg, 9.4 rpg					
Anette Mollerstrom (So. G) - 14.7 ppg, 3.8 rpg					
Tina Lelas (Fr. C) - 10.0 ppg, 5.6 rpg					
Boky Vidic (So. G) - 9.3 ppg, 8.4 apg					
11/26	@ BYU	N	W	100-68	250
11/27	@ Saint Mary's	A	W	88-61	325
12/10	\$ Nevada	H	W	90-44	536
12/11	\$ San Diego	H	W	79-69	1,213
12/14	Utah	A	W	66-42	362
12/16	Boise State	A	L	52-64	1,711
12/18	UC Santa Barbara	H	W	91-63	802
12/20	Hawai'i (#23)	H	W	85-63	1,113
1/2	Eastern Washington	H	W	82-51	1,206
1/6	* USC (#10)	H	L	56-63	3,019
1/8	* UCLA	H	L	61-76	2,614
1/13	* Oregon	H	W	86-68	3,524
1/20	* Washington	A	L	61-94	3,992
1/22	* Washington State	A	L	77-82	757
1/27	* Arizona State	H	W	78-71	1,240
1/29	* Arizona	H	W	90-84 ot	1,637
2/3	* California	A	W	90-75	521
2/5	* Stanford (#14)	A	L	67-88	4,623
2/11	* Oregon	A	L	46-54	3,853
2/17	* Washington State	H	W	81-76	1,106
2/19	* Washington (#15)	H	W	67-59	2,314
2/24	* Arizona	A	L	83-95	988
2/26	* Arizona State	A	W	82-70	453
3/3	* Stanford (#11)	H	L	60-81	2,853
3/5	* California	H	W	88-79	3,150
3/10	* UCLA	A	W	83-62	312
3/12	* USC (#9)	A	L	64-69	1,010
3/16	% Alabama (#16)	A	L	86-96	1,371

* Pac-10 contest

@ Saint Mary's Tournament (Moraga, Calif.)

\$ Fisher Implement Classic (Corvallis, Ore.)

% NCAA Tournament (Tuscaloosa, Ala.)

Total Home Attendance - 26,327 (1,881 average)

1994-95 21-8, 12-6

NCAA TOURNAMENT

Head Coach: Aki Hill

Tanja Kostic (Jr. F) - 22.4 ppg, 7.6 rpg					
Anette Mollerstrom (Jr. G) - 14.5 ppg, 4.5 rpg					
Tina Lelas (So. C) - 13.7 ppg, 7.0 rpg					
A.J. Dionne (Jr. G) - 9.4 ppg, 4.1 apg					
11/25	@ San Jose State	N	W	84-50	300
11/26	@ Portland	A	W	76-69	657
11/29	Boise State	H	W	89-79	879
12/2	\$ Cal Poly	H	W	89-39	1,419
12/3	\$ Gonzaga	H	W	76-61	1,820
12/11	San Diego State	A	W	59-55	729
12/19	Utah	H	W	80-67	1,154
12/22	Vanderbilt (#8)	H	L	57-78	2,475
1/2	Saint Mary's	H	W	87-70	1,279
1/5	* USC (#21)	A	W	69-56	388
1/7	* UCLA	A	L	73-84	546
1/13	* Oregon	A	L	56-66	4,963
1/19	* Washington (#15)	H	L	58-63	1,632
1/21	* Washington State	H	W	80-71	1,993
1/26	* Arizona State	A	W	77-42	281
1/28	* Arizona	A	W	79-64	2,382
2/2	* California	H	W	101-76	1,383
2/4	* Stanford	H	W	78-73	4,892
2/9	* Oregon	H	W	96-86	5,233

2/17	* Washington (#10)	A	W	74-70	5,699
2/19	* Washington State	A	L	79-84	531
2/23	* Arizona	H	W	93-69	2,244
2/26	* Arizona State	H	W	92-49	1,124
3/2	* Stanford	A	L	66-76	5,455
3/4	* California	A	L	75-77	1,020
3/9	* UCLA	H	W	95-75	3,424
3/11	* USC (#23)	H	W	92-59	4,257
3/17	% Tennessee State	N	W	88-75 ot	
3/19	% Western Kentucky	A	L	78-85	3,788

* Pac-10 contest

@ Portland Tournament (Portland, Ore.)

\$ Gazette-Times Classic (Corvallis, Ore.)

% NCAA Tournament (Bowling Green, Ky.)

Total Home Attendance - 35,208 (2,347 average)

1995-96 19-9, 11-7

NCAA TOURNAMENT

Head Coach: Judy Spoelstra

Tanja Kostic (Sr. F) - 23.2 ppg, 10.8 rpg					
Anette Mollerstrom (Sr. G) - 13.2 ppg, 4.9 rpg					
Boky Vidic (Sr. G) - 8.9 ppg, 6.0 apg					
Tina Lelas (Jr. C) - 8.5 ppg, 5.3 rpg					
11/24	@ NC State (#13)	N	W	63-59	5,163
11/25	@ Connecticut (#3)	N	L	70-88	1,282
11/26	@ Baylor	N	W	84-62	600
12/1	\$ Portland	H	W	77-57	3,257
12/2	\$ Nebraska	H	W	89-65	3,709
12/11	Southern Utah	A	W	88-62	287
12/14	BYU	A	W	89-52	299
12/16	Boise State	A	W	91-72	2,357
12/22	Montana	H	W	62-51	4,118
1/5	* Oregon	H	W	58-57	7,881
1/11	* Washington	A	W	69-66	3,787
1/13	* Washington State	A	L	63-64	589
1/18	* California	H	W	93-70	3,385
1/20	* Stanford (#5)	H	L	54-69	9,418
1/24	* Arizona	A	L	58-72	1,505
1/26	* Arizona State	A	W	74-54	155
2/1	* USC	H	W	64-62	3,877
2/3	* UCLA	H	W	82-70	7,523
2/8	* Washington State	H	W	87-50	4,456
2/10	* Washington	H	W	78-72	4,921
2/15	* Stanford (#4)	A	L	62-86	4,359
2/17	* California	A	W	88-76	1,086
2/22	* Arizona State	H	W	73-62	4,317
2/24	* Arizona	H	W	76-66	6,231
2/29	* UCLA	A	L	56-68	429
3/2	* USC	A	L	66-67	348
3/8	* Oregon	A	L	60-69	9,738
3/16	% Stephen F. Austin	N	L	65-67	3,321

* Pac-10 contest

@ Wahine Classic (Honolulu, Hawai'i)

\$ Gazette-Times Classic (Corvallis, Ore.)

% NCAA Tournament (Clemson, S.C.)

Total Home Attendance - 63,093 (5,258 average)

1996-97 11-16, 5-13

Head Coach: Judy Spoelstra

Tina Lelas (Sr. C) - 15.4 ppg, 9.1 rpg					
Monica Watts (Jr. G) - 13.0 ppg, 5.9 rpg					
Kris Walsh (Jr. C) - 10.7 ppg, 5.6 rpg					
Nicole McAllister (Jr. G) - 9.1 ppg					
11/24	Boise State	H	W	79-57	882
11/29	@ Cal State Northridge	N	L	53-62	321
11/30	@ New Mexico State	N	W	67-61	231
12/6	\$ Santa Clara	H	W	77-67	1,463

12/7	\$ Illinois	H	L	50-65	1,424
12/14	Nevada	A	W	65-58	753
12/15	Sacramento State	A	W	68-57	246
12/20	Southern Utah	H	W	79-65	584
12/28	San Diego	A	L	54-57	306
1/4	* Oregon	A	L	59-77	4,240
1/9	* Washington	H	L	54-69	1,053
1/11	* Washington State	H	W	77-58	1,613
1/16	* California	A	L	57-62	531
1/18	* Stanford (#3)	A	L	54-72	7,016
1/23	* Arizona	H	W	85-76	981
1/25	* Arizona State	H	W	70-59	1,324
1/31	* USC	A	L	72-85	776
2/2	* UCLA	A	L	54-77	3,025
2/6	* Washington State	A	W	67-60	450
2/8	* Washington	A	L	68-72	4,357
2/13	* Stanford (#3)	H	L	67-79	1,441
2/15	* California	H	W	81-67	1,231
2/20	* Arizona State	A	L	74-88	586
2/22	* Arizona	A	L	56-72	1,361
2/27	* UCLA	H	L	68-79	958
3/1	* USC	H	L	60-86	1,014
3/6	* Oregon	H	L	59-76	4,959

* Pac-10 contest
 @ Portland Tournament (Portland, Ore.)
 \$ Gazette-Times Classic (Corvallis, Ore.)
 Total Home Attendance - 18,927 (1,456 average)

1997-98 7-20, 2-16

Head Coach: Judy Spoelstra					
Monica Watts (Sr. G) — 15.8 ppg, 5.9 rpg					
Sissel Pierce (So. C) — 10.9 ppg, 6.4 rpg					
Nicole McAllister (Sr. G) — 9.9 ppg, 2.9 apg					
Vanessa Morris (So. G) — 8.5 ppg					
11/16	San Diego State	A	L	56-63	947
11/19	Northern Arizona	H	W	66-56	851
11/21	Portland	H	W	59-52	1,037
11/29	@ Iona	N	W	78-68	375
11/30	@ Santa Clara	A	L	64-79	475
12/12	Portland State	H	W	92-61	796
12/14	Seton Hall	A	W	79-54	405
12/17	Fordham	A	L	32-46	515
12/19	Saint Joseph's	A	L	53-69	636
1/2	* Stanford (#15)	A	L	66-93	5,003
1/4	* California	A	L	64-77	379
1/8	* UCLA	H	L	72-76	867
1/10	* USC	H	W	57-52	1,058
1/15	* Washington State	A	L	57-69	517
1/17	* Washington (#13)	A	L	64-78	3,748
1/22	* Arizona State	H	L	79-85	636
1/24	* Arizona (#7)	H	L	58-84	1,066
1/29	* Oregon	H	L	57-80	2,132
2/6	* USC	A	L	68-80	623
2/8	* UCLA	A	L	70-81	1,769
2/12	* Washington (#17)	H	L	74-84	979
2/14	* Washington State	H	L	67-75	919
2/19	* Arizona (#8)	A	L	74-75	2,962
2/21	* Arizona State	A	L	49-69	1,087
2/27	* Oregon	A	L	67-77	5,050
3/5	* California	H	W	73-69	754
3/7	* Stanford (#5)	H	L	74-97	1,107

* Pac-10 contest
 @ Diet Coke Shootout (Santa Clara, Calif.)
 Total Home Attendance - 12,202 (1,016 average)

1998-99 11-16, 3-15

Head Coach: Judy Spoelstra					
Sissel Pierce (Jr. C) — 10.9 ppg, 5.6 rpg					
Felicia Ragland (Fr. G) — 7.6 ppg, 4.7 rpg					
11/17	San Diego State	H	W	71-67	809
11/23	Colorado State	H	L	61-79	456
11/27	Eastern Washington	H	W	100-54	597
11/28	UC Irvine	H	W	62-53	798
12/3	Montana	A	W	61-48	2,166
12/5	Idaho State	A	W	70-64	362
12/9	Portland	A	W	59-55	443
12/13	Long Beach State	H	W	69-52	365
12/18	Portland State	A	W	66-53	305
1/2	* Stanford	H	L	63-83	2,235
1/4	* California	H	W	54-52	504
1/8	* UCLA (#10)	A	L	50-105	2,793
1/10	* USC	A	L	49-53	356
1/15	* Washington State	H	W	57-54	1,048
1/17	* Washington	H	L	67-72	1,213
1/21	* Arizona State	A	L	53-57	1,079
1/23	* Arizona	A	L	60-91	3,092
1/29	* Oregon	A	L	46-59	8,260
2/4	* USC	H	W	55-49	895
2/6	* UCLA (#7)	H	L	68-90	1,858
2/11	* Washington	A	L	64-73	2,193
2/13	* Washington State	A	L	52-70	485
2/19	* Arizona	H	L	53-66	827
2/21	* Arizona State	H	L	65-77	897
2/26	* Oregon	H	L	52-60	5,034
3/4	* California	A	L	58-63	472
3/6	* Stanford	A	L	61-73	3,941

* Pac-10 contest
 Total Home Attendance - 17,536 (1,253 average)

1999-00 14-16, 10-8

Head Coach: Judy Spoelstra					
Felicia Ragland (So. G) — 12.9 ppg, 6.2 rpg, 2.9 apg					
Sissel Pierce (Sr. C) — 12.9 ppg, 6.6 rpg					
Reda Petraitis (Sr. F) — 7.6 ppg, 7.4 rpg					
11/22	Portland State	H	W	65-47	492
11/26	\$ Idaho State	H	W	61-47	1,005
11/27	\$ Marquette	H	L	56-69	1,123
12/3	UC Irvine	A	L	46-68	329
12/5	Long Beach State	A	L	56-66	302
12/10	@ Wichita State	N	W	61-57	450
12/11	@ Hawai'i	A	L	69-75	1,602
12/12	@ Wisconsin-Milwaukee N	L		64-66 ot	1,530
12/19	Colorado	A	L	60-68	1,332
12/21	Colorado State	A	L	51-60	1,423
12/29	Portland	H	W	72-44	1,014
1/2	Idaho	H	L	66-70	694
1/8	* Oregon (#24)	H	L	51-68	5,401
1/13	* Stanford	A	L	58-78	3,158
1/15	* California	A	W	53-50	784
1/20	* Washington State	H	W	72-52	606
1/22	* Washington	H	W	78-59	1,175
1/27	* UCLA (#10)	A	L	60-83	1,218
1/29	* USC	A	W	57-53	897
2/4	* Arizona State	H	W	64-51	1,330
2/6	* Arizona	H	L	49-65	752
2/10	* California	H	W	52-33	828
2/12	* Stanford (#24)	H	L	54-58	2,361
2/17	* Washington	A	W	57-50	1,928
2/19	* Washington State	A	W	65-62	561
2/24	* USC	H	W	73-66	1,326
2/26	* UCLA (#22)	H	W	72-52	2,137
3/2	* Arizona	A	L	77-79 ot	2,602

3/4	* Arizona State	A	L	58-75	2,036
3/10	* Oregon	A	L	53-60	9,087
* Pac-10 contest					
\$ Beaver Classic (Corvallis, Ore.)					
@ Wahine Invitational (Honolulu, Hawai'i)					
Total Home Attendance - 20,244 (1,446 average)					

2000-01 16-13, 8-10

WOMEN'S NATIONAL INVITATION TOURNAMENT					
Head Coach: Judy Spoelstra					
Felicia Ragland (Jr. G) — 19.7 ppg, 7.4 rpg					
Ericka Cook (Jr. C) — 12.7 ppg, 6.0 rpg					
Nicole Funn (So. G) — 11.2 ppg, 5.3 rpg					
11/17	Portland State	A	W	64-54	527
11/24	\$ Princeton	H	W	69-33	886
11/25	\$ Wyoming	H	W	72-55	1,012
11/30	Ohio	A	W	99-72	482
12/2	Marquette	A	W	64-50	691
12/10	Saint Mary's	H	W	65-52	586
12/18	Utah	H	L	49-53	1,386
12/21	Portland	A	L	55-65	470
12/28	New Mexico	H	W	75-64	773
12/31	Boise State	H	W	66-55	476
1/5	* Oregon (#24)	H	L	67-71	3,044
1/11	* Stanford (#24)	H	W	81-65	675
1/13	* California	H	L	72-79	1,346
1/18	* Washington State	A	W	64-46	725
1/20	* Washington	A	L	67-69	3,411
1/25	* UCLA	H	W	71-58	1,922
1/27	* USC	H	L	67-69 ot	1,512
2/1	* Arizona State	A	L	51-58	1,104
2/3	* Arizona	A	L	73-83	2,507
2/8	* California	A	L	60-72	757
2/10	* Stanford	A	L	76-87	
2/15	* Washington (#23)	H	L	70-77	2,954
2/17	* Washington State	H	W	94-60	1,722
2/23	* USC	A	W	78-68	583
2/25	* UCLA	A	W	65-57	2,333
3/1	* Arizona	H	W	67-66	1,013
3/3	* Arizona State (#22)	H	W	72-64	1,354
3/10	* Oregon	A	L	60-72	8,815
3/16	% BYU	H	L	63-78	3,003
* Pac-10 contest					
\$ Beaver Classic (Corvallis, Ore.)					
% WNIT Tournament					
Total Home Attendance - 23,664 (1,479 average)					

2001-02 17-15, 11-7

WOMEN'S NATIONAL INVITATION TOURNAMENT					
Head Coach: Judy Spoelstra					
Felicia Ragland (Sr. G) — 19.9 ppg, 6.6 rpg					
Hollye Chapman (So. F) — 9.5 ppg, 5.3 rpg					
Leilani Estavan (So. G) — 8.9 ppg, 5.4 apg					
11/9	@ Loyola Marymount	H	W	65-58	922
11/11	@ Vanderbilt (#3)	A	L	55-81	2,753
11/21	Portland State	H	W	56-42	788
11/24	Texas Tech (#8)	H	L	60-64	1,019
11/29	Utah	A	L	46-58	793
12/2	New Mexico	A	W	77-61	8,533
12/6	Portland	H	L	66-67	1,050
12/9	Kansas State	A	L	61-95	3,782
12/15	& Wyoming	N	W	70-55	5,169
12/20	* USC	A	L	65-69	452
12/22	* UCLA	A	W	79-65	1,977
12/28	* Washington State	H	W	57-33	1,172
12/30	* Washington	H	L	58-74	1,298
1/4	* Arizona State	H	W	77-70	1,651

1/6	* Arizona	H	W	71-56	1,307
1/10	* Stanford (#4)	A	L	54-91	2,845
1/12	* California	A	W	80-52	1,189
1/16	UC Santa Barbara	H	L	73-79	1,065
1/19	* Oregon	A	W	61-53	6,193
1/24	* UCLA	H	W	77-36	1,903
1/26	* USC	H	L	58-60	1,503
1/31	* Arizona	A	W	88-85 ot	1,610
2/2	* Arizona State	A	L	65-71	1,558
2/7	* California	H	W	74-69 ot	1,081
2/9	* Stanford (#2)	H	L	67-89	4,034
2/16	* Oregon	H	L	83-84 ot	3,629
2/21	* Washington	A	W	73-71 ot	3,064
2/23	* Washington State	A	W	74-52	370
3/2	# USC	N	W	69-68	5,232
3/3	# Stanford	N	L	55-71	5,585
3/14	% Hawai'i	H	W	62-50	2,182
3/17	% Oregon	A	L	48-50	3,140

* Pac-10 contest
 @ Preseason WNIT
 & Wyoming Shootout (Casper, Wyo.)
 # Pac-10 Tournament (Eugene, Ore.)
 % WNIT Tournament
 Total Home Attendance - 24,604 (1,640 average)

2002-03 15-15, 8-10

WOMEN'S NATIONAL INVITATION TOURNAMENT

Head Coach: Judy Spoelstra
 Leilani Estavan (Jr. G) — 12.0 ppg, 4.8 apg
 Hollye Chapman (Jr. F) — 11.8 ppg, 6.1 rpg
 Brina Chaney (Jr. C) — 8.7 ppg, 6.4 rpg

11/24	Western Oregon	H	W	59-37	682
11/26	Portland	A	L	70-83	240
11/29	Tulane	H	W	56-51	640
12/1	Idaho State	H	W	67-48	493
12/4	San Jose State	A	L	47-59	318
12/7	Portland State	H	W	60-43	865
12/14	Florida	H	W	49-48	765
12/17	Texas Tech	A	L	51-67	11,416
12/20	SW Missouri State	A	W	49-42	6,679
12/27	* USC	H	W	63-61	752
12/29	* UCLA	H	L	54-58	784
1/2	* Arizona State	A	L	58-70	1,361
1/4	* Arizona (#20)	A	L	44-72	2,590
1/9	* Stanford (#6)	H	L	51-62	793
1/11	* California	H	W	68-37	1,052
1/18	* Oregon	H	W	67-51	4,572
1/23	* Washington State	A	W	65-62	519
1/25	* Washington	A	L	56-82	5,964
1/30	* Arizona (#24)	H	W	71-65 ot	1,105
2/1	* Arizona State	H	W	70-45	3,432
2/6	* California	A	L	55-70	782
2/8	* Stanford (#6)	A	L	46-71	4,371
2/15	* Oregon	A	L	58-68	5,031
2/20	* Washington (#23)	H	W	100-86	1,003
2/22	* Washington State	H	W	62-46	1,187
2/27	* UCLA	A	L	71-82	1,126
3/1	* USC	A	L	44-87	1,016
3/8	# Arizona	N	L	56-70	2,178
3/21	% UNLV	H	W	77-58	1,374
3/24	% Fresno State	A	L	57-58	4,507

* Pac-10 contest
 # Pac-10 Tournament (San Jose, Calif./HP Pavilion)
 % WNIT Tournament
 Total Home Attendance - 19,499 (1,300 average)

2003-04 17-15, 8-10

WOMEN'S NATIONAL INVITATION TOURNAMENT

Head Coach: Judy Spoelstra
 Shannon Howell (Jr. G) — 15.1 ppg, 3.3 rpg
 Brina Chaney (Sr. C) — 10.6 ppg, 5.6 rpg
 Hollye Chapman (Sr. F) — 10.5 ppg, 6.1 rpg
 Leilani Estavan (Sr. G) — 9.7 ppg, 3.9 apg

11/21	Utah Valley State	H	W	72-38	453
11/23	Texas A&M C.C.	H	W	68-53	337
11/25	Tulane	A	L	58-73	1,532
11/28	@ Arkansas	N	L	50-58	225
11/29	@ Providence	N	W	60-50	
12/3	Portland State	A	W	68-52	401
12/6	SW Missouri State	H	L	69-71	506
12/16	Utah (#19)	H	W	71-62	827
12/19	Cincinnati	A	W	61-55	427
12/27	* Stanford (#9)	A	L	65-88	3,358
12/29	* California	A	W	70-67	1,222
1/2	* UCLA	H	W	82-68	1,203
1/4	* USC	H	W	72-67	1,025
1/10	* Oregon	A	L	54-56	5,097
1/15	* Washington State	A	W	62-51	631
1/17	* Washington	A	L	74-87	4,675
1/22	* Arizona State	H	L	56-63	1,325
1/24	* Arizona	H	L	54-65	2,785
1/29	* USC	A	W	73-66	589
1/31	* UCLA	A	L	58-91	2,094
2/7	* Oregon	H	W	75-61	4,763
2/12	* Washington	H	W	62-59	1,567
2/14	* Washington State	H	W	65-55	1,359
2/19	* Arizona	A	L	54-77	2,425
2/21	* Arizona State	A	L	60-73	1,817
2/26	* California	H	L	57-66	806
2/28	* Stanford (#10)	H	L	66-67	1,557
3/5	# Washington State	N	W	67-43	
3/6	# Arizona	N	L	58-81	2,549
3/19	% Gonzaga	H	W	69-64	1,207
3/22	% Nebraska	A	W	75-67	2,897
3/24	% Creighton	A	L	64-74	1,276

* Pac-10 contest
 @ LMU Classic (Los Angeles, Calif.)
 # Pac-10 Tournament (San Jose, Calif./HP Pavilion)
 % WNIT Tournament
 Total Home Attendance - 19,720 (1,409 average)

2004-05 6-23, 1-17

Head Coach: Judy Spoelstra
 Shannon Howell (Sr. G) — 17.3 ppg, 3.1 apg
 Kim Butler (Jr. F) — 10.1 ppg, 4.5 rpg
 Mandy Close (Jr. G) — 8.5 ppg
 Casey Bunn (So. G) — 5.3 ppg, 5.0 rpg

11/19	Idaho State	A	W	84-67	522
11/25	@ Kentucky	N	L	70-73	901
11/26	@ Rutgers (#17)	N	L	53-77	552
11/27	@ South Dakota State	N	W	68-65	1,122
12/2	Creighton	H	L	75-76	807
12/5	UC Santa Barbara	A	L	71-76	909
12/12	Florida	A	L	70-82	737
12/15	South Alabama	A	W	49-41	763
12/21	Pacific	H	W	72-43	682
12/27	* Stanford (#5)	H	L	45-83	1,607
12/29	* California	H	L	71-77	645
1/2	* UCLA (#23)	A	L	45-73	1,011
1/4	* USC	A	L	51-62	1,025
1/8	* Oregon	H	L	58-82	3,752
1/13	* Washington State	H	W	83-55	572
1/15	* Washington	H	L	64-75	735

1/20	* Arizona State	A	L	38-50	1,494
1/22	* Arizona	A	L	65-86	3,049
1/27	* USC	H	L	59-69	432
1/29	* UCLA	H	L	54-74	2,732
2/1	Utah Valley State	H	W	57-43	386
2/5	* Oregon	A	L	55-64	5,245
2/10	* Washington	A	L	53-84	2,710
2/12	* Washington State	A	L	63-68	752
2/17	* Arizona	H	L	59-78	362
2/19	* Arizona State	H	L	56-66	1,189
2/24	* California	A	L	60-74	1,093
2/26	* Stanford (#3)	A	L	41-84	5,224
3/4	# Washington	N	L	68-81	3,067

* Pac-10 contest
 @ Paradise Jam (St. Thomas, USVI)
 # Pac-10 Tournament (San Jose, Calif./HP Pavilion)
 Total Home Attendance - 13,901 (1,158 average)

2005-06 16-15, 7-11

WOMEN'S NATIONAL INVITATION TOURNAMENT

Head Coach: LaVonda Wagner
 Kim Butler (Sr. F) — 18.6 ppg, 5.3 rpg
 Mandy Close (Sr. G) — 13.3 ppg, 4.8 apg
 Anita Rivera (Sr. G) — 11.9 ppg, 3.1 rpg, 2.1 apg
 Casey Bunn (Jr. G) — 7.0 ppg, 7.2 rpg

11/18	Montana State	A	W	70-35	2,002
11/20	Pacific	A	W	54-46	549
11/26	Drake	H	W	63-61	976
12/1	Utah (#25)	A	L	53-62	1,014
12/3	Utah Valley State	A	W	63-56	356
12/13	Portland State	H	W	87-58	1,011
12/17	South Alabama	H	W	66-29	846
12/20	* USC	A	L	62-72	806
12/22	* UCLA	A	L	64-79	788
12/29	Cincinnati	H	L	58-63 ot	1,184
1/5	* Stanford (#16)	H	L	60-80	2,238
1/7	* California	H	L	50-71	2,631
1/12	* Arizona	A	W	64-48	1,543
1/14	* Arizona State (#15)	A	L	51-69	2,312
1/19	* Washington	H	L	53-70	863
1/21	* Washington State	H	W	68-67 ot	2,016
1/25	* Oregon	H	W	63-61	3,021
1/28	* Oregon	A	L	45-54	4,718
2/2	* California	A	W	63-55	932
2/4	* Stanford (#15)	A	L	54-87	3,328
2/9	* Arizona State (#16)	H	L	67-77	1,249
2/11	* Arizona	H	W	91-83	1,562
2/16	* Washington State	A	W	59-50	589
2/18	* Washington	A	L	51-66	3,108
2/23	* UCLA	H	L	59-72	1,098
2/25	* USC	H	W	67-64	1,428
2/27	Texas-Pan American	H	W	79-34	1,112
3/3	# Washington State	N	W	77-38	3,173
3/4	# Arizona State (#11)	N	L	66-74	2,637
3/16	% Santa Clara	H	W	77-48	1,797
3/18	% Wyoming	A	L	49-67	2,604

* Pac-10 contest
 # Pac-10 Tournament (San Jose, Calif./HP Pavilion)
 % WNIT Tournament
 Total Home Attendance - 23,032 (1,535 average)

2006-07 9-19, 4-14

Head Coach: LaVonda Wagner
 Casey Bunn (Sr. G) — 20.0 ppg, 6.5 rpg
 Judie Lomax (Fr. F) — 10.9 ppg, 7.7 rpg
 Mercedes Fox-Griffin (So. G) — 9.5 ppg, 6.4 apg
 Ashley Allen (Jr. G) — 7.6 ppg, 3.9 rpg

11/11	Southern Utah	H	W	60-38	723
11/14	Cal Poly	A	L	65-68	366
11/19	Montana State	H	W	69-62	689
11/26	UC Davis	H	W	66-56	823
12/3	Birmingham-Southern	H	W	82-39	712
12/15	Creighton	A	L	82-74	541
12/17	Drake	A	L	65-72	2,115
12/21	* Washington State	H	L	41-58	869
12/23	* Washington	H	L	67-71 ot	1,023
12/28	@ Texas	N	L	64-65	1,012
12/30	@ Holy Cross	N	W	59-44	
1/05	* UCLA	A	W	56-52	621
1/7	* USC	A	L	51-59	706
1/11	* Arizona State (#11)	H	L	43-59	1,263
1/13	* Arizona	H	W	69-62	1,586
1/18	* California (#21)	A	L	57-63	1,059
1/20	* Stanford (#9)	A	L	55-69	3,317
1/24	* Oregon	A	W	65-59 ot	3,704
1/28	* Oregon	H	L	63-70	5,127
2/1	* USC	H	L	65-68	1,033
2/3	* UCLA	H	L	65-75	1,836
2/8	* Arizona	A	L	61-65	1,429
2/10	* Arizona State (#10)	A	L	63-78	4,145
2/15	* Stanford (#9)	H	L	55-70	1,526
2/17	* California (#22)	H	L	61-67 ot2	1,905
2/22	* Washington	A	L	59-70	2,556
2/24	* Washington State	A	W	66-61	575
3/2	# Arizona	N	L	54-69	3,503

* Pac-10 contest

@ Surf-N-Slam Tournament (San Diego, Calif.)

Pac-10 Tournament (San Jose, Calif./HP Pavilion)

Total Home Attendance - 19,115 (1,470 average)

2007-08 12-19, 4-14

Head Coach: LaVonda Wagner

Ashley Allen (Sr. C) - 14.9 ppg, 3.4 rpg

Brittney Davis (Jr. G) - 12.8 ppg, 2.4 rpg

Talisa Rhea (Fr. G) - 9.9 ppg, 2.5 rpg

Mercedes Fox-Griffin (Jr. G) - 8.3 ppg, 4.8 apg

11/10	Cal Poly	H	W	73-64	1,629
11/13	Western Oregon	H	W	66-46	868
11/23	@ Montana	N	L	42-57	744
11/24	@ UNLV	A	W	68-65	702
11/26	Southern Utah	A	W	66-46	533
12/2	San Francisco	H	L	62-64	672
12/10	Idaho State	H	L	73-79	736
12/14	& Tennessee Tech	N	W	78-55	1,546
12/15	& Western Carolina	N	L	70-82	
12/17	& Hawaii	A	W	70-57	1,543
12/20	Texas Southern	H	W	71-52	564
12/29	* Oregon	H	L	72-76	3,036
1/3	* Arizona	H	W	94-88 ot2	809
1/5	* Arizona State (#24)	H	L	60-69	1,264
1/10	* Stanford (#7)	A	L	45-81	2,960
1/12	* California (#9)	A	L	45-61	2,441
1/17	* Washington	H	W	68-64	1,004
1/19	* Washington State	H	W	60-35	1,035
1/24	* USC	A	L	47-59	515
1/26	* UCLA	A	L	70-74	844
1/31	* Arizona State	A	L	42-66	2,117
2/2	* Arizona	A	L	63-71	2,458
2/7	* California (#9)	H	L	45-56	927
2/9	* Stanford (#6)	H	L	59-69	3,477
2/15	* Washington State	A	L	52-56	701
2/17	* Washington	A	L	53-58	2,706
2/21	* UCLA	H	L	52-55	733
2/23	* USC	H	W	55-54	1,679

3/1	* Oregon	A	L	49-60	3,414
3/7	# Arizona	N	W	46-31	2,905
3/8	# Stanford (#6)	N	L	41-64	

* Pac-10 contest

@ Lady Rebel Invitational (Las Vegas, Nev.)

& Hawai'i Paradise Classic (Honolulu, Hawai'i)

Pac-10 Tournament (San Jose, Calif./HP Pavilion)

Total Home Attendance - 18,433 (1,317 average)

2008-09 20-12, 9-9

WOMEN'S NATIONAL INVITATION TOURNAMENT

Head Coach: LaVonda Wagner

Brittney Davis (Sr. G) - 14.5 ppg, 3.0 apg

Talisa Rhea (So. G) - 13.5 ppg, 3.8 rpg

Alex Mitchell (So. C) - 10.8 ppg, 5.8 rpg

Mercedes Fox-Griffin (Sr. G) - 8.0 ppg, 4.1 apg

11/16	Sacramento State	H	W	100-45	882
11/19	Houston	H	W	69-47	719
11/28	@ Arkansas	N	W	69-56	235
11/29	@ North Carolina (#2)	N	L	78-82	314
12/3	San Francisco	A	W	83-66	451
12/7	Portland State	H	W	58-24	1,243
12/15	UNLV	H	W	91-54	521
12/18	UC Irvine	A	W	71-42	153
12/21	Cal State Bakersfield	H	W	66-56	813
12/28	Western Oregon	H	W	66-32	869
1/2	* UCLA	A	L	53-60	801
1/4	* USC	A	L	54-78	827
1/8	* Arizona State	H	L	36-61	1,164
1/10	* Arizona	H	W	68-43	1,342
1/15	* Washington State	A	L	52-65	730
1/17	* Washington	A	W	69-55	2,694
1/22	* California (#6)	H	L	72-77	1,033
1/24	* Stanford (#11)	H	L	54-69	1,664
1/31	* Oregon	A	W	61-42	3,107
2/5	* Arizona	A	W	63-55	1,396
2/7	* Arizona State	A	L	54-65	3,413
2/12	* Washington	H	W	77-63	634
2/14	* Washington State	H	W	52-42	1,669
2/19	* Stanford (#4)	A	L	43-72	3,282
2/21	* California (#6)	A	L	40-62	2,405
2/24	UC Santa Barbara	A	W	70-51	1,360
2/28	* Oregon	H	W	70-41	3,507
3/5	* USC	H	W	61-58	1,229
3/7	* UCLA	H	W	61-58	2,648
3/13	# UCLA	N	L	56-62	1,750
3/21	% Portland State	H	W	59-47	1,136
3/27	% ! New Mexico	N	L	56-61	4,759

* Pac-10 contest

@ Junkanoo Jam (Freeport, Grand Bahamas)

Pac-10 Tournament (Los Angeles, Calif./Galen Center)

! at Santa Ana Star Center (Rio Rancho, N.M.)

% WNIT Tournament

Total Home Attendance - 21,073 (1,317 average)

2009-10 11-20, 2-16

Head Coach: LaVonda Wagner

Talisa Rhea (Jr. G) - 15.3 ppg, 2.7 apg

Haiden Palmer (Fr. G) - 10.8 ppg, 3.5 rpg

Kirsten Tilleman (So. F) - 8.1 ppg, 7.5 rpg

Julie Futch (Sr. G) - 6.5 ppg, 3.3 rpg

11/13	Cal Poly	H	W	71-61	1,031
11/19	Houston	A	L	32-49	373
11/22	Houston Baptist	A	W	70-42	456
11/27	@ Belmont	N	W	76-52	200
11/28	@ Northern Arizona	A	W	62-33	426
12/05	UC Santa Barbara	H	L	53-59	621

12/12	Weber State	H	W	76-64	507
12/15	UC Irvine	H	W	58-42	521
12/18	Seattle	H	W	64-48	673
12/29	Portland State	A	W	58-49	322
1/1	* Washington State	H	W	63-49	929
1/3/10	* Washington	H	L	64-69	944
1/9/10	* Oregon	H	L	71-86	3,095
1/14	* Arizona	A	L	53-62	1,735
1/16	* Arizona State	A	L	47-56	2,322
1/21	* Stanford (#2)	H	L	47-63	1,234
1/23	* California	H	L	75-79 ot2	1,827
1/28	* USC	A	L	34-61	804
1/30	* UCLA	A	L	44-70	1,067
2/2	Cal State Bakersfield	A	L	54-57	277
2/06	* Oregon	A	L	62-82	4,065
2/11	* Arizona State	H	L	49-62	936
2/13	* Arizona	H	L	55-60	1,987
2/18	* California	A	L	62-66	1,216
2/20	* Stanford (#2)	A	L	48-82	4,490
2/25	* UCLA	H	L	53-74	679
2/27	* USC	H	L	50-53	1,338
3/5	* Washington	A	L	49-67	2,133
3/7	* Washington State	A	W	50-45	829
3/11	# Washington	N	W	52-42	1,203
3/12	# UCLA (#23)	N	L	44-60	1,696

* Pac-10 contest

@ Northern Arizona Thanksgiving Classic (Flagstaff, Ariz.)

Pac-10 Tournament (Los Angeles, Calif./Galen Center)

Total Home Attendance - 16,322 (1,166 average)

2010-11 9-21, 2-16

Head Coach: Scott Rueck

Alyssa Martin (Fr. G) - 12.4 ppg, 3.1 rpg

Sage Indendi (So. G) - 10.7 ppg, 2.5 apg

El Sara Greer (Sr. F) - 9.2 ppg, 8.1 rpg, 3.1 bpg

Earlysia Marchbanks (Jr. G) - 8.7 ppg, 5.6 rpg

11/13	Long Beach State	H	W	71-39	1,562
11/19	@ Eastern Michigan	N	W	59-44	1,522
11/20	@ Cal State Northridge	N	W	49-32	1,424
11/21	@ Hawai'i	A	L	49-54	1,669
11/26	& UNLV	A	W	57-45	641
11/27	& Rutgers	N	L	52-65	736
11/30	Cal State Bakersfield	H	W	68-59	831
12/03	Pepperdine	H	L	54-57	732
12/14	Weber State	A	W	62-55	4,877
12/17	Southern Utah	A	L	61-62	345
12/21	Eastern Washington	H	W	64-60	1,171
12/31	* Arizona State	A	L	46-49	2,612
1/2	* Arizona	A	L	65-67	1,832
1/06	* Washington	H	L	52-55	1,224
1/8	* Washington State	H	L	50-58	1,315
1/13	* UCLA (#10)	A	L	46-58	715
1/15	* USC	A	L	45-53	1,177
1/23	* Oregon	A	L	72-81	12,320
1/27	* California	H	L	47-60	1,016
1/29	* Stanford (#4)	H	L	44-74	1,867
2/3	* Washington State	A	L	64-67	419
2/5	* Washington	A	W	51-46	2,132
2/10	* USC	H	L	51-70	1,578
2/12	* UCLA (#9)	H	L	48-58	2,118
2/19	* Oregon	H	W	61-59	3,130
2/24	* Stanford (#2)	A	L	37-73	3,344
2/26	* California	A	L	49-58	1,674
3/3	* Arizona	H	L	46-50	1,411

3/5 * Arizona State H L 54-59 1,545
 3/9 # Arizona State N L 44-50 1,567
 * Pac-10 contest
 @ Jack In The Box Rainbow Wahine Classic (Honolulu, Hawai'i)
 & Hyatt Place Lady Rebel Roundup (Las Vegas, Nev.)
 # Pac-10 Tournament (Los Angeles, Calif./Galen Center)
 Total Home Attendance - 19,500 (1,500 average)

2011-12 20-13, 9-9

WOMEN'S NATIONAL INVITATION TOURNAMENT

Head Coach: Scott Rueck

Earlysia Marchbanks (Sr. G) - 12.5 ppg, 7.6 rpg, 3.7 apg
 Ali Gibson (Fr. G) - 11.7 ppg, 3.8 rpg
 Patricia Bright (Jr. F) - 8.7 ppg, 4.9 rpg, 3.5 bpg
 Sage Indendi (Jr. G) - 8.4 ppg, 2.5 apg

11/11	Western Oregon	H	W	96-32	1,423
11/13	Montana State	H	W	83-53	807
11/17	Cal State Northridge	H	W	83-63	809
11/20	Southern Utah	H	W	90-40	941
11/22	Eastern Washington	A	W	74-60	621
12/2	@ North Texas	N	L	53-60	403
12/3	@ Rice	A	W	63-57	307
12/10	Pepperdine	A	W	63-52	246
12/13	Cal State Bakersfield	A	W	85-62	213
12/16	Corban	H	W	79-47	914
12/19	Saint Mary's	H	L	61-81	978
12/29	* Washington	H	W	60-55	1,332
12/31	* Washington State	H	L	54-61 ot	1,367
1/5	* California	A	L	56-73	1,165
1/7	* Stanford (#4)	A	L	60-67	4,062
1/12	* Arizona State	H	W	56-51	1,120
1/14	* Arizona	H	L	56-58	2,092
1/19	* UCLA	A	L	60-69	740
1/21	* USC	A	W	65-61 ot	1,803
1/28	* Oregon	H	W	67-60	3,719
2/2	* Colorado	H	W	65-45	1,159
2/4	* Utah	H	W	62-49	1,429
2/9	* Washington State	A	W	51-39	509
2/11	* Washington	A	W	78-73	1,859
2/16	* Stanford (#3)	H	L	45-78	2,474
2/18	* California	H	L	68-75	2,330
2/25	* Oregon	A	W	68-53	3,604
3/1	* Utah	A	L	56-63 ot	705
3/3	* Colorado	A	L	57-67	3,861
3/7	# Washington State	N	L	56-65	1,503
3/15	% UC Davis	H	W	66-48	802
3/17	% Saint Mary's	H	W	56-41	917
3/20	% Washington	H	L	49-55	1,150

* Pac-12 contest

@ Gene Hackerman Invitational (Houston, Texas)

Pac-10 Tournament (Los Angeles, Calif./Galen Center)

% WNIT Tournament

Total Home Attendance - 25,763 (1,431 average)

SERIES RESULTS VS. PAC-12 CONFERENCE OPPONENTS

- (1) - NCAA Tournament
- (2) - WNIT Tournament
- (3) - Pac-12 Tournament
- (4) - NorPac Tournament
- (5) - NWBL Region IX Tournament
- (6) - AIAW Western Sectional Championships

ARIZONA **26-31**

In Corvallis.....	17-10
Away Games.....	8-18
Neutral-Site Games.....	1-3
Postseason.....	0-5

Series Superlatives

Most OSU Points.....	97
	(97-73) Feb. 28, 1991
Biggest OSU Win.....	33 points
	(95-62) Feb. 2, 1991
Longest OSU Win Streak.....	4
	1987-88 to 1988-89
Longest OSU Home Win Streak.....	4
	three times
Longest OSU Road Win Streak.....	2
	1987-88 to 1988-89

1983-84	A	W	71-54
1984-85	H	W	72-54
1986-87	H	W	68-55
	A	L	68-69
1987-88	A	W	65-63
	H	W	78-48
1988-89	H	W	73-59
	A	W	76-71
1989-90	A	L	50-66
	H	L	65-70
1990-91	H	W	95-62
	A	W	97-73
1991-92	A	L	68-79
	H	W	84-68
1992-93	A	L	62-69
	H	L	49-63
1993-94	H	W	90-84 ot
	A	L	83-95
1994-95	A	W	79-64
	H	W	93-69
1995-96	A	L	58-72
	H	W	76-66
1996-97	H	W	85-76
	A	L	56-72
1997-98	H	L	58-84
	A	L	74-75
1998-99	A	L	60-91
	H	L	53-66
1999-00	H	L	49-65
	A	L	77-79 ot
2000-01	A	L	73-83
	H	W	67-66
2001-02	H	W	71-56
	A	W	88-85 ot
2002-03	A	L	44-72
	H	W	71-55 ot
	N	L	56-70 (3)
2003-04	H	L	54-65
	A	L	54-77
	N	L	58-81 (3)
2004-05	A	L	65-86
	H	L	59-78

2005-06	A	W	64-48
	H	W	91-83
2006-07	H	W	69-62
	A	L	61-65
	N	L	54-69 (3)
2007-08	H	W	94-88 ot2
	A	L	63-71
	N	W	46-31 (3)
2008-09	H	W	68-43
	A	W	63-55
2009-10	A	L	53-62
	H	L	55-60
2010-11	A	L	65-67
	H	L	46-50
2011-12	H	L	56-58

ARIZONA STATE **20-35**

In Corvallis.....	14-14
Away Games.....	6-19
Neutral-Site Games.....	0-2
Postseason.....	0-2

Series Superlatives

Most OSU Points.....	92
	(92-49) Feb. 26, 1995
Biggest OSU Win.....	43 points
	(92-49) Feb. 26, 1995
Longest OSU Win Streak.....	8
	1992-93 to 1996-97
Longest OSU Home Win Streak.....	5
	1992-93 to 1996-97
Longest OSU Road Win Streak.....	3
	two times

1983-84	A	L	48-68
1985-86	H	L	57-81
1986-87	H	W	90-72
	A	W	75-58
1987-88	A	W	66-61
	H	W	64-61
1988-89	H	W	78-60
	A	W	65-62
1989-90	A	L	57-66
	H	L	58-60
1990-91	H	W	80-69
	A	L	64-81
1991-92	A	L	69-71
	H	L	69-72
1992-93	A	L	66-79
	H	W	81-71
1993-94	H	W	78-71
	A	W	82-70
1994-95	A	W	77-42
	H	W	92-49
1995-96	A	W	74-54
	H	W	73-62
1996-97	H	W	70-59
	A	L	74-88
1997-98	H	L	79-85
	A	L	49-69
1998-99	A	L	53-57
	H	L	65-77
1999-00	H	W	64-51
	A	L	58-75
2000-01	A	L	51-58

2001-02	H	W	72-64
	H	W	77-70
	A	L	65-71
2002-03	A	L	58-70
	H	W	70-45
2003-04	H	L	56-63
	A	L	60-73
2004-05	A	L	38-50
	H	L	56-66
2005-06	A	L	51-69
	H	L	67-77
	N	L	66-74 (3)
2006-07	H	L	43-59
	A	L	63-78
2007-08	H	L	60-69
	A	L	42-66
2008-09	H	L	36-61
	A	L	54-65
2009-10	A	L	47-56
	H	L	49-62
2010-11	A	L	46-49
	H	L	54-59
	N	L	44-50 (3)
2011-12	H	W	56-51

CALIFORNIA **28-35**

In Corvallis.....	16-13
Away Games.....	9-21
Neutral-Site Games.....	3-1
Postseason.....	2-0

Series Superlatives

Most OSU Points.....	101
	(101-76) Feb. 2, 1995
Biggest OSU Win.....	31 points
	(68-37) Jan. 11, 2003
Longest OSU Win Streak.....	6
	1982-83 to 1985-86
Longest OSU Home Win Streak.....	8
	1992-93 to 1999-00
Longest OSU Road Win Streak.....	2
	two times

1979-80	A	L	60-74
1980-81	A	W	82-78
1981-82	N	W	77-59
	N	L	71-75
1982-83	A	W	70-64
	N	W	59-58 (4)
1983-84	H	W	84-62
	N	W	91-65 (4)
1984-85	H	W	75-56
1985-86	H	W	74-62
	A	L	59-90
1986-87	H	W	69-67
	A	L	71-94
1987-88	A	L	58-66
	H	L	75-79
1988-89	H	W	64-59
	A	L	60-70
1989-90	H	L	65-76
	A	L	72-83
1990-91	A	L	70-89
	H	W	72-59
1991-92	H	L	71-78
	A	L	67-78
1992-93	H	W	75-73

1993-94	A	W	73-61
	A	W	90-75
	H	W	88-79
1994-95	H	W	101-76
	A	L	75-77
1995-96	H	W	93-70
	A	W	88-76
1996-97	A	L	57-62
	H	W	81-67
1997-98	A	L	64-77
	H	W	73-69
1998-99	H	W	54-52
	A	L	58-63
1999-00	A	W	53-50
	H	W	52-33
2000-01	H	L	72-79
	A	L	60-72
2001-02	A	W	80-52
	H	W	74-69 ot
2002-03	H	W	68-37
	A	L	55-70
2003-04	A	W	70-67
	H	L	57-66
2004-05	H	L	71-77
	A	L	60-74
2005-06	H	L	50-71
	A	W	63-55
2006-07	A	L	57-63
	H	L	61-67 ot2
2007-08	A	L	45-61
	H	L	45-56
2008-09	H	L	72-77
	A	L	40-62
2009-10	H	L	75-79 ot2
	A	L	62-66
2010-11	H	L	47-60
	A	L	49-58
2011-12	A	L	56-73
	H	L	68-75

COLORADO **1-3**

In Corvallis.....	1-0
Away Games.....	0-3
Neutral-Site Games.....	0-0
Postseason.....	0-0

Series Superlatives

Most OSU Points.....	65
	(65-45) Feb. 2, 2012
Biggest OSU Win.....	20 points
	(65-45) Feb. 2, 2012
Longest OSU Win Streak.....	none
Longest OSU Home Win Streak.....	none
Longest OSU Road Win Streak.....	none

1987-88	A	L	60-82
1999-00	A	L	60-68
2011-12	H	W	65-45
	A	L	57-67

OREGON

24-57

In Corvallis.....13-24
 Away Games.....8-31
 Neutral-Site Games.....3-2
 Postseason.....3-2

Series Superlatives

Most OSU Points.....96
 (96-86) Feb. 9, 1995
 Biggest OSU Win.....29 points
 (70-41) Feb. 28, 2009
 Longest OSU Win Streak.....3
 two times
 Longest OSU Home Win Streak.....4
 1992-93 to 1995-96
 Longest OSU Road Win Streak.....none

1976-77	A	L	55-57	
	H	L	43-46	
1977-78	A	L	48-67	
	H	L	58-59	
1978-79	H	L	57-69	
	A	L	65-78	
	N	W	75-68	(5)
1979-80	N	L	69-79	
	A	L	58-74	
	H	L	57-82	
1980-81	N	L	71-72	
	A	L	64-73	
	A	L	66-80	
	N	W	61-54	(5)
1981-82	N	L	48-65	
	A	L	60-63	
	H	L	59-71	
1982-83	H	W	66-63	
	A	W	49-46 ot	
1983-84	A	L	61-69	
	H	W	75-59	
	A	L	67-77	(4)
1984-85	H	W	80-63	
	A	L	50-63	
	N	W	82-68	(4)
1985-86	H	L	47-72	
	A	L	53-69	
1986-87	A	L	63-65	
	H	L	51-71	
1987-88	A	L	47-58	
	H	L	51-53	
1988-89	H	L	59-67 ot	
	H	L	51-52	
	A	L	55-61	
1989-90	H	L	61-76	
	A	L	63-82	
1990-91	A	W	74-58	
	H	L	63-65	
1991-92	H	L	81-83 ot	
	A	L	59-62	
1992-93	A	W	67-63	
	H	W	66-56	
1993-94	H	W	86-68	
	A	L	46-54	
1994-95	A	L	56-66	
	H	W	96-86	
1995-96	H	W	58-57	
	A	L	60-69	
1996-97	A	L	59-77	
	H	L	59-76	
1997-98	H	L	57-80	
	A	L	67-77	
1998-99	A	L	46-59	

1999-00	H	L	52-60	
	H	L	51-68	
	A	L	53-60	
2000-01	H	L	67-71	
	A	L	60-72	
2001-02	A	W	61-53	
	H	L	83-84 ot	
	A	L	48-50	(2)
2002-03	H	W	67-51	
	A	L	58-68	
2003-04	A	L	54-56	
	H	W	75-61	
2004-05	H	L	58-82	
	A	L	55-64	
2005-06	H	W	63-61	
	A	L	45-54	
2006-07	A	W	69-59 ot	
	H	L	63-70	
2007-08	H	L	72-76	
	A	L	49-60	
2008-09	A	W	61-42	
	H	W	70-41	
2009-10	H	L	71-86	
	A	L	62-82	
2010-11	A	L	72-81	
	H	W	61-59	
2011-12	H	W	67-60	
	A	W	68-53	

STANFORD 6-49

In Corvallis.....6-21
 Away Games.....0-26
 Neutral-Site Games.....0-2
 Postseason.....0-2

Series Superlatives

Most OSU Points.....87
 (87-61) March 9, 1991
 Biggest OSU Win.....26 points
 (87-61) March 9, 1991
 Longest OSU Win Streak.....2
 two times
 Longest OSU Home Win Streak.....2
 two times
 Longest OSU Road Win Streak.....none
 none

1980-81	H	W	78-53	
1986-87	H	W	70-53	
	A	L	56-58	
1987-88	A	L	48-71	
	H	L	56-65	
1988-89	H	L	64-75	
	A	L	56-93	
1989-90	H	L	62-84	
	A	L	48-94	
1990-91	A	L	81-99	
	H	W	87-61	
1991-92	H	W	75-69	
	A	L	68-103	
1992-93	H	L	60-70	
	A	L	69-84	
1993-94	A	L	67-88	
	H	L	60-81	
1994-95	H	W	78-73	
	A	L	66-76	
1995-96	H	L	54-69	
	A	L	62-86	
1996-97	A	L	54-72	
	H	L	67-79	

1997-98	A	L	66-93	
	H	L	74-97	
1998-99	H	L	63-83	
	A	L	61-73	
1999-00	A	L	58-78	
	H	L	54-58	
2000-01	H	W	81-65	
	A	L	76-87	
2001-02	A	L	54-91	
	H	L	67-89	
	N	L	55-71	(3)
2002-03	H	L	51-62	
	A	L	46-71	
2003-04	A	L	65-88	
	H	L	66-67	
2004-05	H	L	45-83	
	A	L	41-84	
2005-06	H	L	60-80	
	A	L	54-87	
2006-07	A	L	55-69	
	H	L	55-70	
2007-08	A	L	45-81	
	H	L	59-69	
	N	L	41-64	(3)
2008-09	H	L	54-69	
	A	L	43-72	
2009-10	H	L	47-63	
	A	L	48-82	
2010-11	H	L	44-74	
	A	L	37-73	
2011-12	A	L	60-67	
	H	L	45-78	

UCLA 18-42

In Corvallis.....11-15
 Away Games.....6-23
 Neutral-Site Games.....1-4
 Postseason.....1-4

Series Superlatives

Most OSU Points.....95
 (95-75) March 9, 1995
 Biggest OSU Win.....41 points
 (77-36) Jan. 24, 2002
 Longest OSU Win Streak.....5
 1999-00 to 2001-02
 Longest OSU Home Win Streak.....3
 1999-00 to 2001-02
 Longest OSU Road Win Streak.....2
 2000-01 to 2001-02

1976-77	A	L	35-125	
1978-79	N	L	70-105	(6)
1979-80	N	L	76-77	
1980-81	A	L	65-72	(6)
1982-83	H	W	81-71	
	N	W	75-62	(1)
1983-84	A	L	49-67	
1986-87	A	W	74-69	
	H	L	53-65	
1987-88	A	L	51-66	
	H	L	60-77	
1988-89	H	W	81-58	
	A	L	61-77	
1989-90	H	L	60-82	
	A	L	55-74	
1990-91	A	L	55-66	
	H	W	89-83	
1991-92	A	L	71-89	
	H	L	70-71	

1992-93	A	W	71-67	
	H	W	71-68	
1993-94	H	L	61-76	
	A	W	83-62	
1994-95	A	L	73-84	
	H	W	95-75	
1995-96	H	W	82-70	
	A	L	56-68	
1996-97	A	L	54-77	
	H	L	68-79	
1997-98	H	L	72-76	
	A	L	70-81	
1998-99	A	L	50-105	
	H	L	68-90	
1999-00	A	L	60-83	
	H	W	72-52	
2000-01	H	W	71-58	
	A	W	65-57	
2001-02	A	W	79-65	
	H	W	77-36	
2002-03	H	L	54-58	
	A	L	71-82	
2003-04	H	W	82-68	
	A	L	58-91	
2004-05	A	L	45-73	
	H	L	54-74	
2005-06	A	L	64-79	
	H	L	59-72	
2006-07	A	W	56-52	
	H	L	65-75	
2007-08	A	L	70-74	
	H	L	52-55	
2008-09	A	L	53-60	
	H	W	61-58	
	N	L	56-62	(3)
2009-10	A	L	44-70	
	H	L	53-74	
	N	L	44-60	(3)
2010-11	A	L	46-58	
	H	L	48-58	
2011-12	A	L	60-69	

USC 19-37

In Corvallis.....11-15
 Away Games.....7-22
 Neutral-Site Games.....1-0
 Postseason.....1-0

Series Superlatives

Most OSU Points.....92
 (92-59) March 11, 1995
 Biggest OSU Win.....33 points
 (92-59) March 11, 1995
 Longest OSU Win Streak.....3
 two times
 Longest OSU Home Win Streak.....2
 three times
 Longest OSU Road Win Streak.....2
 1999-00 to 2001-01

1976-77	A	L	54-86	
1979-80	A	W	65-57	
1982-83	H	L	57-68	
1985-86	A	L	55-117	
1986-87	A	L	82-99	
	H	L	84-101	
1987-88	A	L	62-73	
	H	L	62-67	
1988-89	H	L	56-65	
	A	L	68-86	

1989-90	H	L	46-50
	A	L	49-64
1990-91	A	W	73-71
	H	L	60-65
1991-92	A	L	45-84
	H	L	66-78
1992-93	A	L	57-82
	H	W	64-59
1993-94	H	L	56-63
	A	L	64-69
1994-95	A	W	69-56
	H	W	92-59
1995-96	H	W	64-62
	A	L	66-67
1996-97	A	L	72-85
	H	L	60-86
1997-98	H	W	57-52
	A	L	68-80
1998-99	A	L	49-53
	H	W	55-49
1999-00	A	W	57-53
	H	W	73-66
2000-01	H	L	67-69 ot
	A	W	78-68
2001-02	A	L	65-69
	H	L	58-60
	N	W	69-68 (3)
2002-03	H	W	63-61
	A	L	44-87
2003-04	H	W	72-67
	A	W	73-66
2004-05	A	L	51-62
	H	L	59-69
2005-06	A	L	62-72
	H	W	67-64
2006-07	A	L	51-59
	H	L	65-68
2007-08	A	L	47-59
	H	W	55-54
2008-09	A	L	54-78
	H	W	61-58
2009-10	A	L	34-61
	H	L	50-53
2010-11	A	L	45-53
	H	L	51-70
2011-12	A	W	65-61 ot

UTAH 7-6

In Corvallis.....	5-1
Away Games.....	2-5
Neutral-Site Games.....	0-0
Postseason.....	0-0

Series Superlatives

Most OSU Points.....	88
	(88-68) Dec. 11, 1981
Biggest OSU Win.....	24 points
	(66-42) Dec. 14, 1993
Longest OSU Win Streak.....	3
	1980-81 to 1984-85
Longest OSU Home Win Streak.....	3
	1981-82 to 1994-95
Longest OSU Road Win Streak.....	none

1980-81	A	L	77-81
1981-82	H	W	88-68
1983-84	A	W	64-58
1984-85	H	W	68-62
1987-88	A	L	52-66
1993-94	A	W	66-42

1994-95	H	W	80-67
2000-01	H	L	49-53
2001-02	A	L	46-58
2003-04	H	W	71-62
2005-06	A	L	53-62
2011-12	H	W	62-49
	A	L	56-63 ot

WASHINGTON 29-48

In Corvallis.....	15-21
Away Games.....	11-46
Neutral-Site Games.....	3-1
Postseason.....	2-3

Series Superlatives

Most OSU Points.....	100
	(100-86) Feb. 20, 2003
Biggest OSU Win.....	33 points
	(94-61) Feb. 26, 1981
Longest OSU Win Streak.....	10
	1979-80 to 1982-83
Longest OSU Home Win Streak.....	6
	1978-79 to 1983-84
Longest OSU Road Win Streak.....	4
	1979-80 to 1982-83

1977-78	A	L	35-81
	H	L	38-82
1978-79	H	W	77-57
	A	L	56-77
1979-80	A	W	87-61
	H	W	75-49
1980-81	A	W	89-65
	H	W	94-61
1981-82	A	W	80-71
	H	W	83-76
1982-83	N	W	75-62
	H	W	86-61
	A	W	79-56
	N	W	82-65 (4)
1983-84	A	L	62-64
	H	W	77-66
1984-85	H	L	53-72
	A	L	76-85
	A	L	70-84 (4)
1985-86	A	L	60-75
	H	L	42-65
1986-87	A	L	51-67
	H	L	67-69
1987-88	H	L	50-68
	A	L	49-77
1988-89	A	L	60-71
	H	L	63-75
1989-90	A	L	47-69
	H	L	56-73
1990-91	H	W	84-67
	A	L	61-68
1991-92	H	L	48-59
	A	L	70-73
1992-93	H	L	57-71
	A	L	71-81
1993-94	A	L	61-94
	H	W	67-59
1994-95	H	L	58-63
	A	W	74-70
1995-96	A	W	69-66
	H	W	78-72
1996-97	H	L	54-69
	A	L	68-72
1997-98	A	L	64-78

	H	L	74-84
1998-99	H	L	67-72
	A	L	64-73
1999-00	H	W	78-59
	A	W	57-50
2000-01	A	L	67-69
	H	L	70-77
2001-02	H	L	58-74
	A	W	73-71 ot
2002-03	A	L	56-82
	H	W	100-86
2003-04	A	L	74-87
	H	W	62-59
2004-05	H	L	64-75
	A	L	53-84
	N	L	68-81 (3)
2005-06	H	L	53-70
	A	L	51-66
2006-07	H	L	67-71 ot
	A	L	59-70
2007-08	H	W	68-64
	A	L	53-58
2008-09	A	W	69-55
	H	W	77-63
2009-10	H	L	64-69
	A	L	49-67
	N	W	52-42 (3)
2010-11	H	L	52-55
	A	W	51-46
2011-12	H	W	60-55
	A	W	78-73
	H	L	49-55 (2)

WASHINGTON STATE 46-26

In Corvallis.....	25-8
Away Games.....	17-17
Neutral-Site Games.....	4-1
Postseason.....	4-1

Series Superlatives

Most OSU Points.....	94
	(94-60) Feb. 17, 2001
Biggest OSU Win.....	40 points
	(86-46) March 10, 1981
Longest OSU Win Streak.....	12
	1999-00 to 2004-05
Longest OSU Home Win Streak.....	8
	1998-99 to 2005-06
Longest OSU Road Win Streak.....	5
	two times

1976-77	A	L	35-47
1977-78	A	L	58-84
1978-79	H	L	65-71
	N	W	71-62 (5)
1979-80	A	W	75-55
1980-81	H	W	75-59
	H	W	86-46 (5)
1981-82	A	W	58-52
1982-83	H	W	84-57
	A	W	68-53
1983-84	A	W	70-49
	H	W	80-62
1984-85	H	W	62-53
	A	W	76-72 ot
1985-86	N	W	74-64
	A	L	77-80
	H	L	57-65
1986-87	A	W	74-68
	H	W	85-68

1987-88	H	W	54-53
	A	L	64-77
1988-89	A	W	66-63
	H	L	66-68
1989-90	A	L	57-100
	H	W	69-63
1990-91	H	L	63-87
	A	L	59-61
1991-92	H	W	81-69
	A	L	74-77 ot
1992-93	H	W	75-55
	A	L	67-68
1993-94	A	L	77-82
	H	W	81-76
1994-95	H	W	80-71
	A	L	79-84
1995-96	A	L	63-64
	H	W	87-50
1996-97	H	W	77-58
	A	W	67-60
1997-98	A	L	57-69
	H	L	67-75
1998-99	H	W	57-54
	A	L	52-70
1999-00	H	W	72-52
	A	W	65-62
2000-01	A	W	64-46
	H	W	94-60
2001-02	H	W	57-33
	A	W	74-52
2002-03	A	W	65-62
	H	W	62-46
2003-04	A	W	62-51
	H	W	65-55
	N	W	67-43 (3)
2004-05	H	W	83-55
	A	L	63-68
2005-06	H	W	68-67 ot
	A	W	59-50
	N	W	77-38 (3)
2006-07	H	L	41-58
	A	W	66-61
2007-08	H	W	60-35
	A	L	52-56
2008-09	A	L	52-65
	H	W	52-42
2009-10	H	W	63-49
	A	W	50-45
2010-11	H	L	50-58
	A	L	64-67
2011-12	H	L	54-61 ot2
	A	W	51-39
	N	L	56-65 (3)

SERIES RESULTS VS. NON-CONFERENCE OPPONENTS

- (1) - NCAA Tournament
- (2) - WNIT Tournament
- (3) - Pac-12 Tournament
- (4) - NorPac Tournament
- (5) - NWBL Region IX Tournament
- (6) - AIAW Western Sectional Championships
- (A) - game played at Albuquerque, N.M.
- (L) - game played at Linn-Benton Comm. College
- (P) - game played in Portland
- # - game forfeited by Alaska-Anchorage

ALABAMA 1-1

1984-85	N	W	59-57
1993-94	A	L	86-96 (1)

ALASKA-ANCHORAGE 8-1

1976-77	A	L	52-57
	A	W	63-53
1977-78	A	W	59-60 #
	A	W	47-46
1978-79	H	W	74-45
	H	W	85-38
1979-80	H	W	114-54
	H	W	98-52
1983-84	H	W	75-55

ALASKA-FAIRBANKS 2-3

1976-77	A	L	54-79
	A	L	62-83
	H	L	42-55
1977-78	A	W	73-63
	H	W	79-68

AMARILLO COLLEGE 1-0

1980-81	N	W	105-68
---------	---	---	--------

ARKANSAS 1-1

2003-04	N	L	50-58
2008-09	N	W	69-56

BAYLOR 2-0

1983-84	N	W	76-75
1995-96	N	W	84-62

BELMONT 1-0

2009-10	N	W	76-52
---------	---	---	-------

BIRMINGHAM-SOUTHERN 1-0

2006-07	H	W	82-39
---------	---	---	-------

BOISE STATE 9-3

1977-78	A	L	60-70
1978-79	H	W	91-59
1979-80	A	W	83-65
1980-81	H	W	82-54
1981-82	A	W	74-56
1986-87	H	W	68-39
1991-92	H	L	57-71
1993-94	A	L	52-64
1994-95	H	W	89-79
1995-96	A	W	91-72
1996-97	H	W	79-57
2000-01	H	W	66-55

BOSTON COLLEGE 1-0

1992-93	N	W	89-54
---------	---	---	-------

BYU 5-4

1978-79	N	L	68-74 (6)
1980-81	N	W	95-65
1983-84	A	W	76-72
1987-88	A	L	86-92
1988-89	H	W	84-61
1992-93	H	L	60-74
1993-94	N	W	100-68
1995-96	A	W	89-52
2000-01	H	L	63-78 (2)

CAL POLY 3-1

1994-95	H	W	89-39
2006-07	A	L	65-68
2007-08	H	W	73-64
2009-10	H	W	71-61

CAL POLY-POMONA 0-1

1984-1985	A	L	54-61
-----------	---	---	-------

CAL STATE BAKERSFIELD 3-1

2008-09	H	W	66-56
2009-10	A	L	54-57
2010-11	H	W	68-59
2011-12	A	W	85-62

CAL STATE FULLERTON 5-0

1979-80	A	W	83-62
1983-84	A	W	67-58
1985-86	H	W	66-60
1990-91	A	W	67-58
1991-92	H	W	73-68

CAL STATE NORTHRIDGE 2-1

1996-97	N	L	53-62
2010-11	N	W	49-32
2011-12	H	W	83-63

CENTRAL WASHINGTON 0-1

1976-77	A	L	33-40
---------	---	---	-------

CINCINNATI 1-1

2003-04	A	W	61-55
2005-06	H	L	58-63 ot

CLEMSON 1-0

1984-85	N	W	82-75
---------	---	---	-------

COLORADO STATE 2-2

1980-81	N	W	96-71
1984-85	H	W	77-58
1985-86	A	L	42-54
1999-00	A	L	51-60

CONNECTICUT 0-1

1995-96	N	L	70-88
---------	---	---	-------

CORBAN 1-0

2011-12	H	W	79-47
---------	---	---	-------

CREIGHTON 1-3

1984-85	N	W	82-56
2003-04	A	L	64-74 (2)
2004-05	H	L	75-76
2006-07	A	L	62-74

DARTMOUTH 1-0

1987-88	H	W	63-51
---------	---	---	-------

DELTA STATE 2-1

1984-85	H	L	75-82
1985-86	A	L	58-88

DRAKE 3-3

1979-80	N	W	78-63 (2)
1981-82	H	W	59-49
1982-83	A	L	72-74
1988-89	A	L	66-68
2005-06	H	W	63-61
2006-07	A	L	65-72

EASTERN MICHIGAN 1-0

2010-11	N	W	59-44
---------	---	---	-------

EASTERN WASHINGTON 7-3

1976-77	A	L	58-60
1979-80	A	W	79-38
1980-81	H	W	90-38
1981-82	A	L	48-57
1985-86	A	L	61-81
1990-91	H	W	82-60
1993-94	H	W	82-51
1998-99	H	W	100-54
2010-11	H	W	64-60
2011-12	A	W	74-60

FLORIDA 1-1

2002-03	H	W	49-48
2004-05	A	L	70-82

FLORIDA STATE 1-0

1981-82	N	W	76-60 (2)
---------	---	---	-----------

FORDHAM 0-1

1997-98	A	L	32-46
---------	---	---	-------

FRESNO STATE 3-4

1982-83	H	W	75-43
1983-84	A	L	64-74
1984-85	H	W	80-69
1985-86	H	L	69-72
	A	L	64-76
1991-92	N	W	80-61
2002-03	A	L	57-58 (2)

GEORGIA 1-1

1983-84	N	L	54-89
1992-93	N	W	81-79

GONZAGA 2-0

1994-95	H	W	76-61
2003-04	H	W	69-64 (2)

HAWAII 5-4

1979-80	H	W	79-43
1981-82	N	W	103-64
1989-90	H	L	59-91
1992-93	A	L	71-72
1993-94	H	W	85-63
1999-00	A	L	69-75
2001-02	H	W	62-50 (2)
2007-08	A	W	70-57
2010-11	A	L	49-54

HOLY CROSS 1-0

2006-07	N	W	59-44
---------	---	---	-------

HOUSTON 1-2

1991-92	A	L	68-70
2008-09	H	W	69-47
2009-10	A	L	32-49

HOUSTON BAPTIST 1-0

2009-10	A	W	70-42
---------	---	---	-------

HUMBOLDT STATE 1-0

1977-78	H	W	69-53
---------	---	---	-------

IDAHO 1-2

1985-86	A	L	58-71
1987-88	H	W	77-52
1999-00	H	L	66-70

IDAHO STATE 5-1

1990-91	H	W	80-62
1998-99	A	W	70-64
1999-00	H	W	61-47
2002-03	H	W	67-48
2004-05	A	W	84-67
2007-08	H	L	73-79

ILLINOIS 0-1

1996-97	H	L	50-65
---------	---	---	-------

ILLINOIS STATE 2-1

1981-82	N	W	76-61 (2)
1982-83	A	L	56-60
	H	W	89-57

IONA 1-0

1997-98	N	W	78-68
---------	---	---	-------

IOWA 0-1

1988-89	A	L	45-90
---------	---	---	-------

IOWA STATE 1-0

1986-87	H	W	79-70
---------	---	---	-------

KANSAS 0-1

1981-82	N	L	55-70
---------	---	---	-------

KANSAS STATE 1-1

1983-84	N	W	70-62
2001-02	A	L	61-95

KENTUCKY 0-1

2004-05	N	L	70-73
---------	---	---	-------

LONG BEACH STATE 3-4

1982-83	N	L	72-82 (1)
1985-86	A	L	81-112
1986-87	H	L	62-73
1992-93	A	W	92-78
1998-99	H	W	69-52
1999-00	A	L	56-66
2010-11	H	W	71-39

LOYOLA-CHICAGO 1-0

1990-91	A	W	69-53
---------	---	---	-------

LOYOLA MARYMOUNT				1-0
2001-02	H	W	65-58	
MARQUETTE				1-1
1999-00	H	L	56-69	
2000-01	A	W	64-50	
MICHIGAN STATE				1-0
1992-93	A	W	86-65	
MISSISSIPPI COLLEGE				0-1
1985-86	A	L	47-76	
MISSISSIPPI STATE				1-0
1984-85	N	W	72-69	
MISSOURI				0-1
1984-85	N	L	69-103	
MISSOURI-KANSAS CITY				1-0
1988-89	H	W	62-52	
MISSOURI STATE				1-1
2002-03	A	W	49-42	
2003-04	H	L	69-71	
MONTANA				9-2
1976-77	N	W	42-40	(P)
1977-78	H	W	58-41	
1978-79	A	W	75-56	
1979-80	H	W	82-62	
1980-81	A	W	77-69	
	A	W	72-54	(5)
1981-82	H	W	72-65	
1983-84	A	L	47-56	(1)
1995-96	H	W	62-51	
1998-99	A	W	61-48	
2007-08	N	L	42-57	
MONTANA STATE				12-0
1977-78	H	W	62-56	
1978-79	A	W	60-54	
	A	W	76-73	(5)
1979-80	N	W	86-72	
	H	W	97-72	
1980-81	A	W	74-65	
1981-82	H	W	78-50	
1989-90	H	W	72-58	
1990-91	A	W	70-56	
2005-06	A	W	70-35	
2006-07	H	W	69-62	
2011-12	H	W	83-53	
NEBRASKA				3-0
1980-81	N	W	84-71	
1995-96	H	W	89-65	
2003-04	A	W	75-67	(2)
NEVADA				3-0
1991-92	A	W	83-60	
1993-94	H	W	90-44	
1996-97	A	W	65-58	
NEW MEXICO				3-1
1986-87	A	W	75-60	
2000-01	H	W	75-64	
2001-02	A	W	77-61	
2008-09	N	L	56-61	(2)

NEW MEXICO STATE				1-0
1996-97	N	W	67-61	
NORTH CAROLINA				1-1
1979-80	N	W	71-62	(2)
2008-09	N	L	78-82	
NORTH CAROLINA STATE				1-0
1995-96	N	W	63-59	
NORTH TEXAS				1-0
2011-12	N	L	53-60	
NORTHERN ARIZONA				2-0
1997-98	H	W	66-56	
2009-10	A	W	62-33	
NORTHWESTERN				0-2
1989-90	H	L	56-87	
1990-91	A	L	73-83	
OHIO				1-0
2000-01	A	W	99-72	
PACIFIC (CALIF.)				4-0
1982-83	H	W	73-55	
1983-84	A	W	90-81	
2004-05	H	W	72-43	
2005-06	A	W	54-46	
PACIFIC CHRISTIAN				1-0
1981-82	H	W	98-47	
PENN STATE				0-1
1984-85	N	L	56-98	
PEPPERDINE				2-2
1979-80	N	L	59-74	
1992-93	A	W	77-60	
2010-11	H	L	54-57	
2011-12	A	W	63-52	
PORTLAND				16-4
1982-83	H	W	72-63	
1983-84	H	W	69-54	
	H	W	59-47	
1984-85	H	W	81-58	
1985-86	H	W	87-49	
	A	L	50-61	
1986-87	A	W	78-65	
	H	W	93-77	
1987-88	H	W	101-53	
1988-89	A	W	77-53	
1990-91	H	W	72-53	
1992-93	A	W	62-59	
1994-95	A	W	76-69	
1995-96	H	W	77-57	
1997-98	H	W	59-52	
1998-99	A	W	59-55	
1999-00	H	W	72-44	
2000-01	A	L	55-65	
2001-02	H	L	66-67	
2002-03	A	L	70-83	

PORTLAND STATE				27-6
1976-77	H	L	38-79	
1977-78	H	L	57-61	
	A	L	66-67	
1978-79	H	W	76-64	
	A	W	56-55	
1979-80	N	W	93-47	
	H	W	87-53	
	A	W	87-48	
1980-81	A	W	99-52	
	H	W	105-54	
1981-82	H	W	117-58	
1982-83	A	W	73-62	
	N	W	58-52	
1983-84	H	W	56-55	
1984-85	N	W	79-63	
	A	L	48-58	
1985-86	H	W	66-55	
1986-87	A	W	78-73	
1987-88	H	W	79-62	
1988-89	H	W	80-67	
1989-90	A	L	72-77	
1990-91	A	L	74-83	
1997-98	H	W	92-61	
1998-99	A	W	66-53	
1999-00	H	W	65-47	
2000-01	A	W	64-54	
2001-02	H	W	56-42	
2002-03	H	W	60-43	
2003-04	A	W	68-52	
2005-06	H	W	87-58	
2008-09	H	W	58-24	
	H	W	59-47	(2)
2009-10	A	W	58-49	
PRINCETON				1-0
2000-01	H	W	69-33	
PROVIDENCE				1-0
2003-04	N	W	60-50	
RICE				1-0
2011-12	A	W	63-57	
RUTGERS				0-2
2004-05	N	L	53-77	
2010-11	N	L	52-65	
SACRAMENTO STATE				4-0
1991-92	A	W	83-63	
	H	W	71-63	
1996-97	A	W	68-57	
2008-09	H	W	100-45	
SAINT MARY'S				4-2
1989-90	A	L	68-80	
1993-94	A	W	88-61	
1994-95	H	W	87-70	
2000-01	H	W	65-52	
2011-12	H	L	61-81	
	H	W	56-41	(2)
SAN DIEGO				3-2
1982-83	A	W	87-57	
1989-90	A	L	51-58	
1990-91	H	W	74-58	
1993-94	H	W	79-69	
1996-97	A	L	54-57	

SAN DIEGO STATE				3-2
1982-83	A	W	54-49	
1984-85	A	W	68-66	
1992-93	A	L	50-61	
1994-95	A	W	59-55	
1997-98	A	L	56-63	
1998-99	H	W	71-67	
SAN FRANCISCO				7-3
1979-80	H	L	67-73	
1981-82	A	W	88-53	
1982-83	H	W	81-54	
1983-84	A	W	83-58	
1984-85	H	W	74-52	
1988-89	N	W	72-56	
1989-90	A	W	69-65	
1991-92	A	L	64-72	
2007-08	H	L	62-64	
2008-09	A	W	83-66	
SAN JOSE STATE				7-3
1979-80	H	W	74-72	
1981-82	A	W	80-79 of 2	
1982-83	A	L	56-69	
1983-84	H	W	89-71	
1984-85	A	W	83-62	
1985-86	H	W	80-53	
	A	L	78-88	
1989-90	A	W	72-62	
1994-95	N	W	84-50	
2002-03	A	L	47-59	
SANTA CLARA				5-1
1982-83	H	W	89-46	
1983-84	A	W	72-63	
1984-85	A	W	76-60	
1996-97	H	W	77-67	
1997-98	A	L	64-79	
2005-06	H	W	77-48	(2)
SEATTLE				4-2
1978-79	H	L	55-61	
1979-80	A	W	95-65	
	H	W	90-77	
	N	L	60-61	(L)
1980-81	H	W	85-53	
2009-10	H	W	64-48	
SEATTLE PACIFIC				0-1
1976-77	N	L	50-60	(P)
SETON HALL				1-0
1997-98	A	W	79-54	
SIMON FRASER				2-0
1976-77	N	W	55-50	(P)
1980-81	H	W	80-41	
SOUTH ALABAMA				2-0
2004-05	A	W	49-41	
2005-06	H	W	66-29	
SOUTH DAKOTA STATE				1-0
2004-05	N	W	68-65	
SOUTHERN ILLINOIS				1-1
1982-83	A	W	65-63	
1989-90	A	L	54-63	

SOUTHERN METHODIST 0-1

1991-92 A L 64-73

SOUTHERN MISSISSIPPI 1-0

1981-82 N W 71-65 (2)

SOUTHERN OREGON 4-1

1976-77 H W 71-45
 A W 66-49
 N L 49-54 (P)
 1977-78 H W 68-64
 A W 53-51

SOUTHERN UTAH 5-1

1995-96 A W 88-62
 1996-97 H W 79-65
 2006-07 H W 60-38
 2007-08 A W 66-46
 2010-11 A L 61-62
 2011-12 H W 90-40

SAINT JOSEPH'S 0-1

1997-98 A L 53-69

SOUTHWEST LOUISIANA 1-0

1987-88 N W 60-57

SOUTHWEST TEXAS 2-0

1986-87 N W 63-46 (A)
 1990-91 N W 62-45

STEPHEN F. AUSTIN 1-1

1981-82 N W 75-70
 1995-96 N L 65-67 (1)

TENNESSEE 0-2

1981-82 N L 62-73
 1987-88 H L 56-91

TENNESSEE TECH 1-0

2007-08 N W 78-55

TENNESSEE STATE 1-0

1994-95 N W 88-75 ot (1)

TEXAS 0-4

1980-81 N L 65-72
 1981-82 A L 72-84
 1982-83 N L 50-52
 2006-07 N L 64-65

TEXAS A&M 1-1

1985-86 H W 70-69
 1987-88 A L 70-87

TEXAS A&M-CORPUS CHRISTI 1-0

2003-04 H W 68-53

UTEP 1-0

1986-87 A W 90-66

TEXAS-PAN AMERICAN 1-0

2005-06 H W 79-34

TEXAS SOUTHERN 1-0

2007-08 H W 71-52

TEXAS TECH 0-3

1984-85 N L 55-79
 2001-02 H L 60-64
 2002-03 A L 51-67

TOLEDO 0-1

1989-90 N L 65-74

TULANE 1-1

2002-03 H W 56-51
 2003-04 A L 58-73

UC DAVIS 2-0

2006-07 H W 66-56
 2011-12 H W 66-48 (2)

UC IRVINE 6-1

1979-80 A W 83-48
 1988-89 A W 81-54
 1989-90 H W 63-24
 1998-99 H W 62-53
 1999-00 A L 46-68
 2008-09 A W 71-42
 2009-10 H W 58-42

UC SANTA BARBARA 1-4

1991-92 N L 69-78
 1993-94 H W 91-63
 2001-02 H L 73-79
 2004-05 A L 71-76
 2009-10 H L 53-59

UNLV 5-2

1981-82 N W 95-57
 1988-89 A L 68-92
 1989-90 H L 57-68
 2002-03 H W 77-58 (2)
 2007-08 A W 68-65
 2008-09 H W 91-54
 2010-11 A W 57-45

UTAH STATE 1-1

1980-81 A W 101-77
 1985-86 N L 73-74

UTAH VALLEY STATE 3-0

2003-04 H W 72-38
 2004-05 H W 57-43
 2005-06 A W 63-56

VANDERBILT 0-3

1989-90 N L 50-63
 1994-95 H L 57-78
 2001-02 A L 55-81

WAYLAND BAPTIST 1-0

1981-82 N W 77-69

WEBER STATE 2-0

2009-10 H W 76-64
 2010-11 A W 62-55

WESTERN CAROLINA 0-1

2007-08 N L 70-82

WESTERN KENTUCKY 0-1

1994-95 A L 78-85 (1)

WESTERN OREGON 7-2

1976-77 A L 59-65
 H L 45-61
 1977-78 H W 62-57
 1978-79 H W 71-42
 A W 76-75
 2002-03 H W 59-37
 2007-08 H W 66-46
 2008-09 H W 66-32
 2011-12 H W 96-32

WESTERN WASHINGTON 2-4

1976-77 A L 45-58
 H L 51-57
 1977-78 A L 63-73
 H L 45-50
 1978-79 H W 62-56
 A W 72-68

WICHITA STATE 1-0

1999-00 N W 61-57

WISCONSIN-MILWAUKEE 0-1

1999-00 N L 64-66

WYOMING 2-2

1985-86 A L 64-75
 2000-01 H W 72-55
 2001-02 N W 70-55
 2005-06 A L 49-67 (2)

NCAA TOURNAMENT APPEARANCES

NCAA TOURNAMENT (5 APPEARANCES, 2-5 RECORD)

YEAR	DATE	SITE	ARENA	ATTENDANCE	RESULT
1983	March 19	Salem, Ore.	Sparks Center	1,523	W Oregon State 75, UCLA 62
	March 24	Los Angeles, Calif.	Pauley Pavilion	2,319	L Long Beach State 92, Oregon State 72
1984	March 18	Missoula, Mont.	-	4,030	L Montana 56, Oregon State 47
1994	March 16	Tuscaloosa, Ala.	-	1,371	L Alabama 96, Oregon State 86
1995	March 17	Bowling Green, Ky.	-	-	W Oregon State 88, Tennessee State 75 (OT)
	March 19	Bowling Green, Ky.	-	3,788	L Western Kentucky 85, Oregon State 78
1996	March 16	Clemson, S.C.	Littlejohn Coliseum	3,321	L Stephen F. Austin 67, Oregon State 65

1983 NCAA FIRST ROUND

OREGON STATE 75, UCLA 62

MARCH 19 AT SALEM, ORE.

Oregon State scoring: Robyn Clark 23, Jan Martin 23, Cheryl Sturzenegger 9, Judy Spoelstra 8, Juli Coleman 6, Lisa Channel 3, Tanya Mothershed 3.

UCLA scoring: Thompson 24, Jones 12, Hardy 7, Joyner 6, McCoy 5, Thurston 4, Alston 2, Dean 2.

Halftime Score: Oregon State 39, UCLA 26

1983 NCAA SECOND ROUND

LONG BEACH STATE 92, OREGON STATE 72

MARCH 24 AT LOS ANGELES, CALIF.

Oregon State scoring: Judy Spoelstra 26, Juli Coleman 19, Jan Martin 8, Tanya Mothershed 8, Robyn Clark 5, Cheryl Sturzenegger 4, Lisa Channel 2.

Long Beach State scoring: Pollard 33, Cummings 26, Leonard 10, Paige 10, Boger 7, McNair 2, Tilmon 2, Upshaw 2.

Halftime Score: Long Beach State 47, Oregon State 32

1984 NCAA FIRST ROUND

MONTANA 56, OREGON STATE 47

MARCH 18 AT MISSOULA, MONT.

Oregon State scoring: Cheryl Sturzenegger 15, Brenda Arbuckle 12, Tanya Mothershed 10, Lisa Channel 6, Juli Coleman 4.

Montana scoring: Bratt 13, Hasquet 13, Kavanagh 12, Novak 8, Strube 8, Williams 2.

Halftime Score: Montana 33, Oregon State 23

1994 NCAA FIRST ROUND

ALABAMA 96, OREGON STATE 86

MARCH 16 AT TUSCALOOSA, ALA.

Oregon State scoring: Tanja Kostic 28, Anette Mollerstrom 28, A.J. Dionne 9, Dawn Lewis 9, Allegra Green 8, Kim McGrew 2, Shelly Smith 2.

Alabama scoring: Watkins 22, Harris 18, Thompson 17, Daniels 12, Johnson 12, Smith 11, Koonce 2, Stevenson 2.

Halftime Score: Alabama 42, Oregon State 30

1995 NCAA FIRST ROUND

OREGON STATE 88, TENNESSEE STATE 75 (OT)

MARCH 17 AT BOWLING GREEN, KY.

Oregon State scoring: Tanja Kostic 25, Tina Lelas 25, A.J. Dionne 13, Anette Mollerstrom 12, Boky Vidic 8, Kim McGrew 3, Dawn Lewis, 2.

Tennessee State scoring: Swift 38, Aldridge 18, Hickerson 8, Marshall 7, Clay 2, Graves 2.

Halftime Score: Oregon State 41, Tennessee State 34

Regulation Score: Oregon State 69, Tennessee State 69

1995 NCAA SECOND ROUND

WESTERN KENTUCKY 85, OREGON STATE 78

MARCH 19 AT BOWLING GREEN, KY.

Oregon State scoring: Tanja Kostic 25, Tina Lelas 22, Anette Mollerstrom 13, A.J. Dionne 7, Boky Vidic 5, Moneka Staton 4, Nicole McAllister 2.

Western Kentucky scoring: Warner 19, Cook 17, Doyle 17, Abell 12, Cosby 10, Reed 10.

Halftime Score: Oregon State 36, Western Kentucky 30

1996 NCAA FIRST ROUND

STEPHEN F. AUSTIN 67, OREGON STATE 65

MARCH 16 AT CLEMSON, S.C.

Oregon State scoring: Tanja Kostic 20, Anette Mollerstrom 20, Dawn Lewis 6, A.J. Dionne 4, Tina Lelas 4, Kim McGrew 4, Boky Vidic 4, Monica Watts 3.

Stephen F. Austin scoring: Price 26, Bonnett 14, Armour 8, Smith 6, Harris 4, Henson 4, Lewis 4, Bass 1.

Halftime Score: Stephen F. Austin 37, Oregon State 30

WOMEN'S NATIONAL INVITATIONAL TOURNAMENT (WNIT) APPEARANCES

NATIONAL INVITATIONAL TOURNAMENT (9 APPEARANCES, 14-7 RECORD)

YEAR	DATE	SITE	ARENA	ROUND	RESULT
1980	March 20	Amarillo, Texas	Civic Center	Quarterfinals	W Oregon State 79, Mississippi College 72
	March 21	Amarillo, Texas	Civic Center	Semifinals	W Oregon State 78, Drake 63
	March 22	Amarillo, Texas	Civic Center	Finals	W Oregon State 71, North Carolina 62
1982	March 24	Amarillo, Texas	Civic Center	Quarterfinals	W Oregon State 71, Southern Mississippi 65
	March 26	Amarillo, Texas	Civic Center	Semifinals	W Oregon State 76, Illinois State 61
	March 27	Amarillo, Texas	Civic Center	Finals	W Oregon State 76, Florida State 60
2001	March 16	Corvallis, Ore.	Gill Coliseum	First Round	L BYU 78, Oregon State 63
2002	March 14	Corvallis, Ore.	Gill Coliseum	First Round	W Oregon State 62, Hawai'i 50
	March 17	Eugene, Ore.	McArthur Court	Second Round	L Oregon 50, Oregon State 48
2003	March 21	Corvallis, Ore.	Gill Coliseum	First Round	W Oregon State 77, UNLV 58
	March 24	Fresno, Calif.	Selland Arena	Second Round	L Fresno State 58, Oregon State 57
2004	March 19	Corvallis, Ore.	Gill Coliseum	First Round	W Oregon State 69, Gonzaga 64
	March 22	Lincoln, Neb.	Devaney Sports Center	Second Round	W Oregon State 75, Nebraska 67
	March 24	Omaha, Neb.	Omaha Civic Auditorium	Third Round	L Creighton 74, Oregon State 64
2006	March 16	Corvallis, Ore.	Gill Coliseum	First Round	W Oregon State 77, Santa Clara 48
	March 18	Laramie, Wyo.	Arena Auditorium	Second Round	L Wyoming 67, Oregon State 49
2009	March 21	Corvallis, Ore.	Gill Coliseum	First Round	W Oregon State 59, Portland State 47
	March 27	Rio Rancho, N.M.	Santa Ana Star Center	Second Round	L New Mexico 61, Oregon State 56
2012	March 15	Corvallis, Ore.	Gill Coliseum	First Round	W Oregon State 66, UC Davis 48
	March 17	Corvallis, Ore.	Gill Coliseum	Second Round	W Oregon State 56, Saint Mary's 41
	March 20	Corvallis, Ore.	Gill Coliseum	Third Round	L Washington 55, Oregon State 49

1980 WNIT QUARTERFINALS

OREGON STATE 79, MISSISSIPPI COLLEGE 72 MARCH 20 AT AMARILLO, TEXAS

Oregon State scoring: Carol Menken 20, Margy Becker 18, Robyn Clark 14, Chris Acarregui 12, Pam Mollett 9, Betty Collings 4, Kathy Reil 2.

Halftime Score: Oregon State 37, Nevada 32

1980 WNIT SEMIFINALS

OREGON STATE 78, DRAKE 63 MARCH 21 AT AMARILLO, TEXAS

Oregon State scoring: Carol Menken 33, Chris Acarregui 19, Betty Collings 8, Robyn Clark 6, Margy Becker 4, Pam Mollett 4, Kathy Reil 2, Debbie Meeker 2.

Halftime Score: Oregon State 36, Drake 28

1980 WNIT FINALS

OREGON STATE 71, NORTH CAROLINA 62 MARCH 22 AT AMARILLO, TEXAS

Oregon State scoring: Carol Menken 26, Margy Becker 17, Chris Acarregui 12, Robyn Clark 7, Pam Mollett 6, Betty Collings 3.

Halftime Score: Oregon State 37, North Carolina 36

1982 WNIT QUARTERFINALS

OREGON STATE 71, SOUTHERN MISSISSIPPI 65 MARCH 24 AT AMARILLO, TEXAS

Oregon State scoring: Judy Spoelstra 18, Cheryl Cady 16, Jan Martin 12, Robyn Clark 11, Cheryl Sturzenegger 10, Tanya Mothershed 4.

Halftime Score: Southern Mississippi 39, Oregon State 36

1982 WNIT SEMIFINALS

OREGON STATE 76, ILLINOIS STATE 61 MARCH 26 AT AMARILLO, TEXAS

Oregon State scoring: Jan Martin 22, Cheryl Sturzenegger 18, Judy Spoelstra 15, Margy Becker 9, Robyn Clark 8, Cheryl Cady 4.

Halftime Score: Oregon State 37, Illinois State 29

1982 WNIT FINALS

OREGON STATE 76, FLORIDA STATE 60 MARCH 27 AT AMARILLO, TEXAS

Oregon State scoring: Jan Martin 25, Judy Spoelstra 18, Cheryl Cady 13, Robyn Clark 11, Margy Becker 4, Cheryl Sturzenegger 4, Belinda Lopez 1.

Halftime Score: Oregon State 37, Florida State 29

2001 WNIT FIRST ROUND

BYU 78, OREGON STATE 63 MARCH 16 AT CORVALLIS, ORE.

Oregon State scoring: Felicia Ragland 15, Ericka Cook 14, Hollye Chapman 12, Leilani Estavan 8, Brina Chaney 6, Syesha Thomas 4, Nicole Funn 2, Marissa Nehl 2.

Halftime Score: BYU 41, Oregon State 29

2002 WNIT FIRST ROUND

OREGON STATE 62, HAWAII 50 MARCH 14 AT CORVALLIS, ORE.

Oregon State scoring: Felicia Ragland 24, Brina Chaney 12, Ericka Cook 8, Juleen Smith 7, Leilani Estavan 5, Jessica Jones 4, Hollye Chapman 2.

Halftime Score: Oregon State 31, Hawai'i 17

2002 WNIT SECOND ROUND

OREGON 50, OREGON STATE 48 MARCH 17 AT EUGENE, ORE.

Oregon State scoring: Hollye Chapman 13, Juleen Smith 12, Felicia Ragland 11, Brina Chaney 6, Ericka Cook 2, Leilani Estavan 2, Jessica Jones 2.

Halftime Score: Oregon State 29, Oregon 19

2003 WNIT FIRST ROUND

OREGON STATE 77, UNLV 58 MARCH 21 AT CORVALLIS, ORE.

Oregon State scoring: Brina Chaney 18, Leilani Estavan 17, Casey Bunn 10, Hollye Chapman 10, Michelle Smith 9, Jessica Jones 4, Mandy Close 3, Kristina Rukstelyte 2, Krystal Turner 2, Karen Vickery 2.

Halftime Score: Oregon State 34, UNLV 21

2003 WNIT SECOND ROUND

FRESNO STATE 58, OREGON STATE 57 MARCH 24 AT FRESNO, CALIF.

Oregon State scoring: Leilani Estavan 19, Brina Chaney 8, Hollye Chapman 8, Michelle Smith 6, Krystal Turner 6, Casey Bunn 5, Mandy Close 5.

Halftime Score: Oregon State 21, Fresno State 20

**2004 WNIT FIRST ROUND
OREGON STATE 69, GONZAGA 64
MARCH 19 AT CORVALLIS, ORE.**

Oregon State scoring: Leilani Estavan 20, Brina Chaney 10, Hollye Chapman 10, Shannon Howell 10, Krystal Turner 7, Jessica Jones 6, Mandy Close 5, Kerstin Mellbye 1.
Halftime Score: Oregon State 69, Gonzaga 64

**2004 WNIT SECOND ROUND
OREGON STATE 75, NEBRASKA 67
MARCH 22 AT LINCOLN, NEB.**

Oregon State scoring: Mandy Close 17, Shannon Howell 17, Hollye Chapman 14, Brina Chaney 13, Leilani Estavan 10, Krystal Turner 2, Karen Vickery 2.
Halftime Score: Oregon State 39, Nebraska 29

**2004 WNIT THIRD ROUND
CREIGHTON 74, OREGON STATE 64
MARCH 24 AT OMAHA, NEB.**

Oregon State scoring: Hollye Chapman 18, Brina Chaney 11, Mandy Close 9, Leilani Estavan 8, Tarika Campbell 7, Shannon Howell 5, Krystal Turner 5, Kerstin Mellbye 1.
Halftime Score: Oregon State 35, Creighton 35

**2006 WNIT FIRST ROUND
OREGON STATE 77, SANTA CLARA 48
MARCH 16 AT CORVALLIS, ORE.**

Oregon State scoring: Anita Rivera 17, Kim Butler 16, Casey Bunn 13, Mandy Close 12, Tiffany Ducker 8, Karen Vickery 4, Ebony White 3, Mercedes Fox-Griffin 2, Ebony Young 2.
Halftime Score: Oregon State 33, Santa Clara 19

**2006 WNIT SECOND ROUND
WYOMING 67, OREGON STATE 49
MARCH 18 AT LARAMIE, WYO.**

Oregon State scoring: Kim Butler 18, Mandy Close 13, Tiffany Ducker 7, Casey Bunn 5, Anita Rivera 4, Karen Vickery 2.
Halftime Score: Wyoming 33, Oregon State 27

**2009 WNIT FIRST ROUND
OREGON STATE 59, PORTLAND STATE 47
MARCH 21 AT CORVALLIS, ORE.**

Oregon State scoring: Brittney Davis 17, Mercedes Fox-Griffin 12, Talisa Rhea 10, Alex Mitchell 9, Tiffany Ducker 6, Brittany Kennedy 4, Kirsten Tilleman 1.
Halftime Score: Oregon State 25, Portland State 20

**2009 WNIT SECOND ROUND
NEW MEXICO 61, OREGON STATE 56
MARCH 27 AT RIO RANCHO, N.M.**

Oregon State scoring: Brittney Davis 19, Tiffany Ducker 11, Mercedes Fox-Griffin 8, Talisa Rhea 8, Alex Mitchell 4, Kirsten Tilleman 4, Anita Burdick 2.
Halftime Score: Oregon State 29, New Mexico 29

**2012 WNIT FIRST ROUND
OREGON STATE 66, UC DAVIS 48
MARCH 15 AT CORVALLIS, ORE.**

Oregon State scoring: Thais Pinto 14, Sage Indendi 13, Patricia Bright 12, Earlysia Marchbanks 12, Mollee Schwegler 8, Ali Gibson 3, Alexis Bostick 2, ShaKiana Edwards-Teasley 2.
Halftime Score: Oregon State 23, UC Davis 20

**2012 WNIT SECOND ROUND
OREGON STATE 56, SAINT MARY'S 41
MARCH 17 AT CORVALLIS, ORE.**

Oregon State scoring: Earlysia Marchbanks 14, Alyssa Martin 12, Sage Indendi 7, Patricia Bright 6, Thais Pinto 6, Ali Gibson 5, Mollee Schwegler 4, ShaKiana Edwards-Teasley 2.
Halftime Score: Oregon State 27, Saint Mary's 18

**2012 WNIT THIRD ROUND
WASHINGTON 55, OREGON STATE 49
MARCH 20 AT CORVALLIS, ORE.**

Oregon State scoring: Earlysia Marchbanks 20, Ali Gibson 11, Sage Indendi 10, Thais Pinto 4, Patricia Bright 2, Mollee Schwegler 2.
Halftime Score: Oregon State 25, Washington 25

PAC-12 TOURNAMENT APPEARANCES

PAC-12 TOURNAMENT (10 APPEARANCES, 5-11 RECORD)

YEAR	DATE	SITE	ROUND	SEEDINGS	RESULT
2002	March 2	Eugene, Ore. (McArthur Court)	Quarterfinals	(4) USC vs. (5) Oregon State	W Oregon State 69, USC 68
	March 3	Eugene, Ore. (McArthur Court)	Semifinals	(1) Stanford vs. (5) Oregon State	L Stanford 71, Oregon State 55
2003	March 8	San Jose, Calif. (HP Pavilion)	Quarterfinals	(3) Arizona vs. (6) Oregon State	L Arizona 70, Oregon State 56
2004	March 5	San Jose, Calif. (HP Pavilion)	First Round	(7) Oregon State vs. (10) Washington State	W Oregon State 67, Washington State 43
	March 6	San Jose, Calif. (HP Pavilion)	Quarterfinals	(2) Arizona vs. (7) Oregon State	L Arizona 81, Oregon State 58
2005	March 4	San Jose, Calif. (HP Pavilion)	First Round	(7) Washington vs. (10) Oregon State	L Washington 81, Oregon State 68
2006	March 3	San Jose, Calif. (HP Pavilion)	First Round	(7) Oregon State vs. (10) Washington State	W Oregon State 77, Washington State 38
	March 4	San Jose, Calif. (HP Pavilion)	Quarterfinals	(2) Arizona State vs. (7) Oregon State	L Arizona State 74, Oregon State 66
2007	March 2	San Jose, Calif. (HP Pavilion)	First Round	(8) Oregon State vs. Arizona (9)	L Arizona 69, Oregon State 54
2008	March 7	San Jose, Calif. (HP Pavilion)	First Round	(8) Oregon State vs. (9) Arizona	W Oregon State 46, Arizona 31
	March 8	San Jose, Calif. (HP Pavilion)	Quarterfinals	(1) Stanford vs. (8) Oregon State	L Stanford 64, Oregon State 41
2009	March 13	Los Angeles, Calif. (Galen Center)	Quarterfinals	(4) UCLA vs. (5) Oregon State	L UCLA 62, Oregon State 56
2010	March 11	Los Angeles, Calif. (Galen Center)	First Round	(7) Washington vs. (10) Oregon State	W Oregon State 52, Washington 42
	March 12	Los Angeles, Calif. (Galen Center)	Quarterfinals	(2) UCLA vs. (10) Oregon State	L UCLA 60, Oregon State 44
2011	March 9	Los Angeles, Calif. (Galen Center)	First Round	(3) Arizona State vs. (10) Oregon State	L Arizona State 50, Oregon State 44
2012	March 7	Los Angeles, Calif. (Galen Center)	First Round	(6) Oregon State vs. (11) Washington State	L Washington State 65, Oregon State 56

2002 PAC-10 QUARTERFINALS

OREGON STATE 69, USC 68 MARCH 2 AT EUGENE, ORE.

Oregon State scoring: Felicia Ragland 29, Juleen Smith 14, Brina Chaney 8, Holly Chapman 8, Ericka Cook 6, Jessica Jones 2, Leilani Estavan 1, Kristina Rukstelyte 1.

Halftime Score: Oregon State 35, USC 33

2002 PAC-10 SEMIFINALS

STANFORD 71, OREGON STATE 55 MARCH 3 AT EUGENE, ORE.

Oregon State scoring: Juleen Smith 26, Felicia Ragland 15, Ericka Cook 6, Holly Chapman 4, Brina Chaney 2, Leilani Estavan 2.

Halftime Score: Stanford 37, Oregon State 19

2003 PAC-10 QUARTERFINALS

ARIZONA 70, OREGON STATE 56 MARCH 8 AT SAN JOSE, CALIF.

Oregon State scoring: Jessica Jones 12, Michelle Smith 12, Kristina Rukstelyte 10, Leilani Estavan 9, Holly Chapman 8, Brina Chaney 4, Casey Bunn 1.

Halftime Score: Arizona 36, Oregon State 26

2004 PAC-10 FIRST ROUND

OREGON STATE 67, WASHINGTON STATE 43 MARCH 5 AT SAN JOSE, CALIF.

Oregon State scoring: Shannon Howell 21, Brina Chaney 8, Karen Vickery 8, Holly Chapman 7, Krystal Turner 6, Leilani Estavan 5, Bailey Stokes 3, Anita Rivera 3, Melanie Casey 2, Mandy Close 2, Jessica Jones 2.

Halftime Score: Oregon State 33, Washington State 22

2004 PAC-10 QUARTERFINALS

ARIZONA 81, OREGON STATE 58 MARCH 6 AT SAN JOSE, CALIF.

Oregon State scoring: Holly Chapman 23, Shannon Howell 13, Brina Chaney 10, Leilani Estavan 6, Tarika Campbell 2, Krystal Turner 2, Karen Vickery 2.

Halftime Score: Oregon State 35, Arizona 34

2005 PAC-10 FIRST ROUND

WASHINGTON 81, OREGON STATE 68 MARCH 4 AT SAN JOSE, CALIF.

Oregon State scoring: Shannon Howell 25, Kim Butler 15, Mandy Close 8, Melanie Casey 6, Tiffany Ducker 5, Karen Vickery 5, Casey Bunn 2, Anita Rivera 2.

Halftime Score: Washington 34, Oregon State 18

2006 PAC-10 FIRST ROUND

OREGON STATE 77, WASHINGTON STATE 38 MARCH 3 AT SAN JOSE, CALIF.

Oregon State scoring: Anita Rivera 27, Casey Bunn 16, Mandy Close 14, Tiffany Ducker 8, Kim Butler 7, Ebony Young 5.

Halftime Score: Oregon State 34, Washington State 15

2006 PAC-10 QUARTERFINALS

ARIZONA STATE 74, OREGON STATE 66 MARCH 4 AT SAN JOSE, CALIF.

Oregon State scoring: Kim Butler 19, Mandy Close 19, Casey Bunn 12, Tiffany Ducker 8, Anita Rivera 6, Ebony White 2.

Halftime Score: Oregon State 38, Arizona State 30

2007 PAC-10 FIRST ROUND

ARIZONA 69, OREGON STATE 54 MARCH 2 AT SAN JOSE, CALIF.

Oregon State scoring: Jasmine Smith 17, Casey Bunn 11, Ashley Allen 9, Mercedes Fox-Griffin 9, Judie Lomax 8.

Halftime Score: Oregon State 29, Arizona 29

2008 PAC-10 FIRST ROUND

OREGON STATE 46, ARIZONA 31 MARCH 7 AT SAN JOSE, CALIF.

Oregon State scoring: Ashley Allen 12, Tiffany Ducker 12, Talisa Rhea 9, Mercedes Fox-Griffin 5, Brittney Davis, 4, Alex Mitchell 4.

Halftime Score: Oregon State 14, Arizona 14

2008 PAC-10 QUARTERFINALS

STANFORD 64, OREGON STATE 41 MARCH 8 AT SAN JOSE, CALIF.

Oregon State scoring: Brittney Davis 18, Tiffany Ducker 8, Ashley Allen 5, Julie Futch 3, Alex Mitchell 3, Mercedes Fox-Griffin 2, Stacey Nichols 2.

Halftime Score: Stanford 34, Oregon State 18

2009 PAC-10 QUARTERFINALS

UCLA 62, OREGON STATE 56 MARCH 13 AT LOS ANGELES, CALIF.

Oregon State scoring: Brittney Davis 22, Talisa Rhea 11, Kirsten Tilleman 8, Tiffany Ducker 6, Alex Mitchell 5, Mercedes Fox-Griffin 4.

Halftime Score: Oregon State 26, UCLA 21

2010 PAC-10 FIRST ROUND

OREGON STATE 52, WASHINGTON 42 MARCH 11 AT LOS ANGELES, CALIF.

Oregon State scoring: Julie Futch 17, Haiden Palmer 14, Talisa Rhea 9, Kirsten Tilleman 7, Anita Burdick 3, El Sara Greer 2.

Halftime Score: Washington 24, Oregon State 22

2010 PAC-10 QUARTERFINALS

UCLA 60, OREGON STATE 44 MARCH 12 AT LOS ANGELES, CALIF.

Oregon State scoring: Julie Futch 13, Haiden Palmer 10, Brittany Kennedy 8, El Sara Greer 5, Talisa Rhea 5, Anita Burdick 2, Kirsten Tilleman 1.

Halftime Score: UCLA 37, Oregon State 18

2011 PAC-10 FIRST ROUND

ARIZONA STATE 50, OREGON STATE 44 MARCH 9 AT LOS ANGELES, CALIF.

Oregon State scoring: Sage Indendi 10, Alyssa Martin 10, El Sara Greer 9, Earlysia Marchbanks 9, Alexis Bostick 4, Jenna Dixon 2.

Halftime Score: Arizona State 27, Oregon State 20

2012 PAC-10 FIRST ROUND

WASHINGTON STATE 65, OREGON STATE 56 MARCH 7 AT LOS ANGELES, CALIF.

Oregon State scoring: Ali Gibson 19, Earlysia Marchbanks 16, Patricia Bright 10, Sage Indendi 4, Mollie Schwegler 3, Alexis Bostick 2, Alyssa Martin 2.

Halftime Score: Washington State 32, Oregon State 27

OREGON STATE POSTSEASON RECORDS

ALL POSTSEASON GAMES

INDIVIDUAL RECORDS

POINTS.....33, Carol Menken vs. Drake (1980 WNIT)
29, Felicia Ragland vs. USC (2002 Pac-10)
28, Tanja Kostic vs. Alabama (1994 NCAA)

REBOUNDS... 17, Carol Menken vs. North Carolina (1980 WNIT)
15, Earlysia Marchbanks vs. St. Mary's (2012 WNIT)
15, Tina Lelas vs. Tennessee State (1995 NCAA)

ASSISTS 12, Margy Becker vs. Florida State (1982 WNIT)
10, Betty Collings vs. North Carolina (1980 WNIT)

FIELD GOALS MADE.. 12, Judy Spoelstra vs. LBSU (1983 NCAA)
12, Carol Menken vs. North Carolina (1980 WNIT)
12, Carol Menken vs. Drake (1980 WNIT)

THREE-POINT FIELD
GOALS MADE 6, A. Mollerstrom vs. Alabama (1994 NCAA)

FREE THROWS
MADE 12, Tanja Kostic vs. Alabama (1994 NCAA)
11, Shannon Howell vs. Washington (2005 Pac-10)
11, Felicia Ragland vs. USC (2002 Pac-10)

FREE THROWS
ATTEMPTED 17, Tina Lelas vs. WKU (1995 NCAA)

BLOCKED SHOTS..... 7, Patricia Bright vs. Wash. (2012 WNIT)
6, Patricia Bright vs. St. Mary's (2012 WNIT)

STEALS.....9, Robyn Clark vs. Florida State (1982 WNIT)
8, Carol Menken vs. North Carolina (1980 WNIT)

MINUTES.....45, A.J. Dionne vs. Tennessee State (1995 NCAA)
45, Boky Vidic vs. Tennessee State (1995 NCAA)

TEAM RECORDS

POINTS.....88 vs. Tennessee State (1995 NCAA)

FIELD GOAL PCT......660 vs. Mississippi College (1980 WNIT)

THREE POINT FIELD GOALS.....14 vs. USC (2002 Pac-10)

THREE-POINT FIELD
GOALS ATTEMPTED23 vs. USC (2002 Pac-10)

FREE THROWS.....27 vs. Washington (2005 Pac-10)

FREE THROWS ATTEMPTED38 vs. WKU (1995 NCAA)

REBOUNDS..... 50 vs. Washington State (2004 Pac-10)

PERSONAL FOULS.....33 vs. WKU (1995 NCAA)

ASSISTS26 vs. Southern Miss (1982 WNIT)

BLOCKED SHOTS..... 10 vs. St. Mary's (2012 WNIT)

STEALS..... 25 vs. Florida State (1982 WNIT)

NCAA TOURNAMENT

INDIVIDUAL RECORDS

POINTS..... 28, Tanja Kostic vs. Alabama, 3/16/94
26, Judy Spoelstra vs. Long Beach State, 3/24/83
25, Tanja Kostic vs. Western Kentucky, 3/19/95
25, Tanja Kostic vs. Tennessee State, 3/17/95

REBOUNDS 15, Tina Lelas vs. Tennessee State, 3/17/95
11, Tina Lelas vs. Western Kentucky, 3/19/95
11, Tanja Kostic vs. Alabama, 3/16/94
10, Brenda Arbuckle vs. Montana, 3/18/84

ASSISTS8, Boky Vidic vs. Tennessee State, 3/17/95
8, A.J. Dionne vs. Alabama, 3/16/94
8, Judy Spoelstra vs. UCLA, 3/19/83

FIELD GOALS MADE.....12, Judy Spoelstra vs. LBSU, 3/24/83
11, Tanja Kostic vs. Tenn. State, 3/17/95
11, Anette Mollerstrom vs. Alabama, 3/16/94

THREE-POINT FIELD
GOALS MADE6, Anette Mollerstrom vs. Alabama, 3/16/94

FREE THROWS MADE..... 12, Tanja Kostic vs. Alabama, 3/16/94

FREE THROWS
ATTEMPTED 17, Tina Lelas vs. Western Kentucky, 3/19/95

BLOCKED SHOTS..... 4, Kim McGrew vs. Tenn. State, 3/17/95

STEALS..... 5, Lisa Channel vs. Montana, 3/18/84

MINUTES.....45, A.J. Dionne vs. Tennessee State, 3/17/95
45, Boky Vidic vs. Tennessee State, 3/17/95

TEAM RECORDS

POINTS..... 88 vs. Tennessee State, 3/17/95

FIELD GOAL PCT......544 vs. UCLA, 3/19/83

THREE POINT FIELD GOALS..... 7 vs. Alabama, 3/16/94

THREE-POINT FIELD
GOALS ATTEMPTED 21 vs. Tennessee State, 3/17/95

FREE THROWS.....24 vs. Western Kentucky, 3/19/95

FREE THROWS ATTEMPTED38 vs. WKU, 3/19/95

REBOUNDS46 vs. Stephen F. Austin, 3/16/96
46 vs. Tennessee State, 3/17/95

PERSONAL FOULS.....33 vs. Western Kentucky, 3/19/95

ASSISTS20 vs. UCLA, 3/19/83

BLOCKED SHOTS.....5 vs. Tennessee State, 3/17/95
5 vs. Montana, 3/18/84

STEALS..... 14 vs. UCLA, 3/19/83

PAC-12 TOURNAMENT

INDIVIDUAL RECORDS

POINTS.....29, Felicia Ragland vs. USC, 3/2/02
27, Anita Rivera vs. Washington State, 3/3/06
26, Juleen Smith vs. Stanford, 3/3/02

REBOUNDS 12, Hollye Chapman vs. WSU, 3/5/04
12, Tiffany Ducker vs. Arizona, 3/7/08
11, Earlysia Marchbanks vs. Washington State, 3/7/12
11, Kirsten Tilleman vs. Washington, 3/11/10
11, Tiffany Ducker vs. Washington State, 3/3/06

ASSISTS 6, Mercedes Fox-Griffin vs. Arizona, 3/2/07

FIELD GOALS MADE..... 11, Juleen Smith vs. Stanford, 3/3/02
11, Anita Rivera vs. Washington State, 3/3/06
10, Hollye Chapman vs. Arizona, 3/6/04

THREE-POINT FIELD
GOALS MADE 4, Brittney Davis vs. UCLA, 3/13/09

FREE THROWS
MADE 11, Shannon Howell vs. Washington, 3/4/05
11, Felicia Ragland vs. USC, 3/2/02

FREE THROWS
ATTEMPTED 13, Felicia Ragland vs. USC, 3/2/02

BLOCKED SHOTS..... 4, El Sara Greer vs. Arizona State, 3/9/11
4, Karen Vickery vs. WSU, 3/3/06

STEALS..... 7, Shannon Howell vs. Washington, 3/4/05
7, Leilani Estavan vs. Washington State, 3/5/04

MINUTES..... 40, seven players

TEAM RECORDS

POINTS..... 77 vs. Washington State, 3/3/06

FIELD GOAL PCT......491 vs. Washington State, 3/3/06

THREE POINT FIELD GOALS..... 14 vs. USC, 3/2/02

THREE-POINT FIELD
GOALS ATTEMPTED 23 vs. USC, 3/2/02

FREE THROWS.....27 vs. Washington, 3/4/05

FREE THROWS ATTEMPTED30 vs. Washington, 3/4/05

REBOUNDS50 vs. Washington State, 3/5/04

PERSONAL FOULS.....25 vs. Arizona, 3/2/07

ASSISTS 14 vs. Washington State, 3/5/04
14 vs. USC, 3/2/02

BLOCKED SHOTS..... 9 vs. Washington State, 3/3/06

STEALS..... 15 vs. Washington, 3/4/05

HONORS AND AWARDS

ALL-AMERICANS

Players listed are those who were mentioned on any type of All-America team.

1981	—	Carol Menken
1983	—	Judy Spoelstra
1985	—	Juli Coleman
1996	—	Tanja Kostic
2001	—	Felicia Ragland
2002	—	Felicia Ragland

COSIDA ACADEMIC ALL-AMERICAN PLAYER OF THE YEAR

1988	—	Chelle Flamoe
1989	—	Chelle Flamoe

OLYMPIANS

1984	—	Carol Menken, USA (gold)
------	---	--------------------------

PAC-12 PLAYER OF THE YEAR

1995	—	Tanja Kostic
1996	—	Tanja Kostic (co)
2001	—	Felicia Ragland

JOHN R. WOODEN

CONFERENCE COACH OF THE YEAR

2000	—	Judy Spoelstra
------	---	----------------

PAC-12 FRESHMAN OF THE YEAR

1988	—	Kari Parriott (co)
1993	—	Tanja Kostic

PAC-12 ALL-FRESHMAN TEAM

1988	—	Kari Parriott
1991	—	Natalia Mattick
1993	—	Tanja Kostic Anette Mollerstrom
1994	—	Tina Lelas
1997	—	Vanessa Morris (hm)
2000	—	Nicole Funn (hm)
2001	—	Leilani Estavan (hm)
2002	—	Juleen Smith (hm)
2003	—	Casey Bunn (hm)
2007	—	Judie Lomex
2008	—	Talisa Rhea
2010	—	Haiden Palmer
2011	—	Alyssa Martin
2012	—	Ali Gibson

PAC-12 ALL-DEFENSIVE TEAM

Awarded since 2008.

2008	—	Mercedes Fox-Griffin (hm)
2009	—	Mercedes Fox-Griffin Brittney Davis (hm)
2011	—	El Sara Greer
2012	—	Patricia Bright

ALL-PAC-12 CONFERENCE

From 1987 to 2011.

1987	—	Chelle Flamoe (hm) Monica Raspberry (hm)
1988	—	Chelle Flamoe
1989	—	Chelle Flamoe
1991	—	Judy Shannon
1992	—	Judy Shannon
1993	—	Tanja Kostic
1994	—	Tanja Kostic
1995	—	Tanja Kostic Boky Vidic Anette Mollerstrom (hm)
1996	—	Tanja Kostic Anette Mollerstrom (hm) Boky Vidic (hm)
1997	—	Tina Lelas
2000	—	Sissel Pierce Felicia Ragland
2001	—	Felicia Ragland
2002	—	Felicia Ragland Leilani Estavan (hm)
2003	—	Leilani Estavan Hollye Chapman (hm)
2004	—	Brina Chaney (hm) Leilani Estavan (hm) Shannon Howell (hm)
2005	—	Shannon Howell (hm)
2006	—	Kim Butler (hm)
2007	—	Casey Bunn
2008	—	Mercedes Fox-Griffin (3rd) Ashley Allen (hm)
2009	—	Brittney Davis (3rd) Mercedes Fox-Griffin (hm) Talisa Rhea (hm)
2010	—	Talisa Rhea (hm)
2011	—	El Sara Greer (hm) Sage Indendi (hm)
2012	—	Earlysia Marchbanks Ali Gibson (hm)

ALL-NORPAC CONFERENCE

From 1983 to 1986.

1983	—	Judy Spoelstra Juli Coleman (2nd) Robyn Clark (hm)
1984	—	Juli Coleman Brenda Arbuckle (2nd)
1985	—	Juli Coleman Brenda Arbuckle (hm)
1986	—	Debbie Dalluge

NORPAC ALL-FRESHMAN TEAM

From 1983 to 1986.

1984	—	Lisa Channel (hm)
1985	—	Debbie Dalluge
1986	—	Chelle Flamoe

ALL-NCWSA

(Northwest College Women's Sports Association)

From 1980 to 1982.

1980	—	Carol Menken
1981	—	Carol Menken
1982	—	Carol Menken

PAC-12 ALL-ACADEMIC

1987	—	Chelle Flamoe Debbie Dalluge (hm)
1988	—	Chelle Flamoe
1989	—	Chelle Flamoe Debbie Dalluge (2nd) Izzy Marytschak (hm)
1990	—	Izzy Marytschak (hm) Jennifer Sharp (hm)
1991	—	Margo Evashevski (2nd)
1992	—	Margo Evashevski Sonjhia Fleming (2nd) Missy Smith (hm)
1993	—	Margo Evashevski Missy Smith (2nd)
1999	—	Tanesha Wade (hm)
2001	—	Ericka Cook (hm)
2002	—	Brina Chaney (hm) Hollye Chapman (hm) Ericka Cook (hm)
2003	—	Hollye Chapman Brina Chaney (2nd)
2004	—	Brina Chaney Hollye Chapman Mandy Close (hm) Karen Vickery (hm)
2005	—	Mandy Close (hm) Jessica Mellinger (hm) Karen Vickery (hm)
2006	—	Mandy Close Karen Vickery (hm)
2007	—	Ashley Allen (hm)
2008	—	Mercedes Fox-Griffin (hm) Julie Futch (hm) Stacey Nichols (hm)
2009	—	Talisa Rhea Mercedes Fox-Griffin (hm)
2010	—	Kirsten Tilleman Julie Futch (2nd) Talisa Rhea (hm)
2011	—	Tami Brown (hm)
2012	—	Alyssa Martin (hm)

COSIDA ACADEMIC ALL-AMERICANS

1983	—	Juli Coleman (hm)
1984	—	Juli Coleman (2nd)
1985	—	Juli Coleman (2nd)
1987	—	Chelle Flamoe (2nd)
1988	—	Chelle Flamoe
1989	—	Chelle Flamoe

PAC-12 PLAYER OF THE WEEK

11/30/1986	—	Chelle Flamoe
1/18/1988	—	Chelle Flamoe
11/28/1988	—	Chelle Flamoe
2/26/1990	—	Shanna Daniels
1/21/1991	—	Judy Shannon
3/11/1991	—	Judy Shannon
12/8/1991	—	Judy Shannon (co)
2/10/1992	—	Judy Shannon (co)
12/7/1992	—	Tanja Kostic (co)
12/14/1992	—	Anette Mollerstrom
12/21/1992	—	Tanja Kostic
12/13/1993	—	Tanja Kostic (co)
2/21/1994	—	Tanja Kostic
1/30/1995	—	Tanja Kostic
2/6/1995	—	Tina Lelas
3/13/1995	—	Tanja Kostic
12/18/1995	—	Tanja Kostic
2/5/1996	—	Tanja Kostic
1/27/1997	—	Tina Lelas
12/13/1998	—	Sissel Pierce
2/28/2000	—	Sissel Pierce
12/4/2000	—	Nicole Funn
3/5/2001	—	Felicia Ragland
1/21/2002	—	Felicia Ragland
2/25/2002	—	Felicia Ragland
12/22/2003	—	Leilani Estavan
1/5/2004	—	Shannon Howell
1/21/2008	—	Talisa Rhea
11/17/2008	—	Talisa Rhea
12/22/2008	—	Alex Mitchell
2/21/2011	—	El Sara Greer
12/12/2011	—	Patricia Bright


OREGON SPORTS HALL OF FAME

1993	—	Carol Menken
------	---	--------------

OSU ATHLETIC HALL OF FAME

1988	—	Carol Menken
1994	—	Judy Spoelstra
2003	—	Juli Coleman
2005	—	Tanja Kostic

OREGON STATE ALL-TIME GREATS




CAROL MENKEN-SCHAUDT

CAROL MENKEN-SCHAUDT

KODAK ALL-AMERICAN, FIRST TEAM, 1981

Oregon State's first All-American, Carol Menken, earned three letters for the Beavers from 1979-81. A native of Jefferson, Oregon, Menken transferred to OSU after playing one season at Linn-Benton Community College. She was named Kodak All-America after guiding her team to a 22-6 record her senior season when she led the nation in field goal shooting with an incredible .750 percentage. She is second all-time at OSU for scoring (2,243) and rebounding (901), first in field goal percentage (.692), and leads in per game averages for both scoring (27.7) and rebounding (12.5), after playing just 81 games. Menken also holds the school mark for single game scoring, with 51 points against Alaska-Anchorage in the 1979-80 season. She shares the single game rebounding high of 20 boards with Brenda Arbuckde and Natalia Mattick. During her career at OSU, Menken was a three-time Northwest College Women's Sports Association All-Conference selection (1980-82). She went on to win the gold medal in the 1984 Olympic Games as a member of the U.S. team and played professionally overseas for several years. In 1988, Menken was named to the OSU Athletic Hall of Fame.



JUDY SPOELSTRA

JUDY SPOELSTRA

KODAK ALL-AMERICAN, SECOND TEAM, 1983

Judy Spoelstra played two seasons for the Beavers from 1982-83, and was chosen Kodak All-America at the end of her senior year in 1983. A native of Wenatchee, Washington and a transfer from Washington State, Spoelstra held the single season (1983) assist record at Oregon State for 10 years and now ranks fifth with 173. For several years, she also ranked 10th on the all-time career chart for assists after playing just two seasons at OSU. Her 14 assists versus Santa Clara in the 1982-83 season stands second on the OSU single-game assist chart. Spoelstra earned first-team NorPac All-Conference honors her senior season and in 1994, she was named to OSU's Athletic Hall of Fame.




JULI COLEMAN

JULI COLEMAN

WOMEN'S BASKETBALL NEWS SERVICE ALL-AMERICAN, FIRST TEAM, 1985

OSU's third All-American, Juli Coleman, lettered at Oregon State from 1982-85. She was selected Women's Basketball News Service All-America her senior year. A native of Issaquah, Washington, Coleman was Oregon State's all-time leading free throw shooter with a 77.4 percentage after four seasons. She still holds the single game record for steals with 10, set in the 1983-84 season. Coleman was named to the NorPac All-Conference team three times, including first-team honors twice. She also excelled academically and is one of only three OSU players to ever receive CoSIDA Academic All-America honors. Coleman received honorable mention Academic All-America accolades twice, and second-team honors her senior year. She was inducted into the OSU Athletic Hall of Fame on September 13, 2003.



TANJA KOSTIC

TANJA KOSTIC

CONSENSUS ALL-AMERICAN, 1996

Tanja Kostic became OSU's fourth All-American following the 1996 season. She was a consensus All-American, having been named either first or second team on every squad that was announced after the 1995-96 season. She was selected first team by United Press International Basketball America and College Sports Magazine, second team by the Associated Press and honorable mention by WBCA/Kodak. Kostic finished her OSU career as a four-time All-Pacific-10 Conference pick and a two-time selection as Player of the Year. She was named Pac-10 Player of the Week eight times in her four seasons, tied for second in conference history. Kostic scored 2,349 points and hauled down 1,001 career rebounds, both OSU records. She is the third-leading career scorer in the Pac-10, behind Stanford's Candice Wiggins (2,629) and USC's Lisa Leslie (2,414). Kostic set OSU and Pac-10 records for free throws attempted (903), free throws made (608), and an OSU record for field goals attempted (1,773). She ranks 12th in Pac-10 career rebounding.



FELICIA RAGLAND

FELICIA RAGLAND

KODAK ALL-AMERICAN, HONORABLE MENTION, 2001, 2002

Felicia Ragland became the first Oregon State player since Tanja Kostic (1996) to earn Kodak All-America honors after a stellar season in 2001. A native of Tulare, California, Ragland led the Beavers in scoring with 19.7 points per game and rebounds with 7.4 boards per outing. The junior guard tallied seven double-doubles on the season and reached double figures in scoring on 27 occasions. Ragland was named Pacific-10 Conference Player of the Year and garnered honorable mention Associated Press All-America status as well as District VIII Kodak All-America honors. She also collected honorable mention Kodak All-America honors, honorable mention Associated Press and District VIII All-America honors for a second consecutive year at the completion of her senior season in 2002. Ragland led the Beavers and the Pac-10 in scoring with 19.9 points per game while pulling down a team-best 6.6 rebounds. She tallied 20-plus points 13 times and was the only Pac-10 player to surpass the 30-point barrier on four occasions. Ragland finished her stellar career as the OSU leader in 3-point field goals made (178) and ranks in the top 10 in 14 career statistical categories. She is only the third player in Oregon State history to score 1,500 points (1,803) and pull down 600 rebounds (739). Ragland became the first Beaver player drafted by the Women's National Basketball Association (WNBA) when she was selected as the 28th pick overall by the Seattle Storm in April 2001.

OREGON STATE HISTORY

Women's basketball at Oregon State actually got its start before organized competition began. The first women's game was played in 1898; the first men's contest in 1901.

That game bore little resemblance to modern day basketball, however. The court was divided into three zones, each containing two players from the two teams. The divisions included areas for guards, centers and forwards. A center jump was held after every basket and no one was allowed to leave their zone.


Scores were low in that era - in 1914, for example, Oregon State beat Oregon by a 10-8 score.

By the 1930's, there was a change in philosophy in women's sports. Competition, per se, was discouraged. On the other hand, mass participation via class instruction and intramurals was encouraged. That philosophy prevailed until the early 1970's although women's basketball was organized as an extramural and club sport in the late 1950's.

No school in the Northwest was quite as successful as Oregon State University. Competing against clubs from other schools, Oregon State teams went undefeated from 1959 to 1966.



Basketball became an intercollegiate sport for women in 1972, when the newly organized women's athletic department started competition as a charter member of the Association for Intercollegiate Athletics for Women (AIAW). Teams competed in the Northwest College Women's Sports Association (NCWSA), Region 9 of the nine-division AIAW. Accurate records, however, were not kept in women's basketball until the 1976-77 season, when Mary Covington coached the Beavers.



1899-1900 Oregon State women's basketball team

The women's program joined the Pacific-10 Conference in the 1986-87 season and has remained a member ever since.

ALL-TIME PLAYER LIST

A

Acarregui, Chris	1980-81
Adcock, Nancy	1997
Ahr, Cindy	1984-85-86
Aldred, Lisa	1984
Allen, Angela	1991-92-93
Allen, Ashley	2007-08
Amiton, Laura	1985-87
Arbuckle, Brenda	1984-85-87
Arnold, Tammy	1999

B

Bagley, Angel	1994
Barfield, Kim	1992
Barrett, Liz	1997
Becker, Margy	1979-80-81-82
Blair, Tina	1982
Bostick, Alexis	2011-12
Brigham, Donna	1981
Bright, Patricia	2012
Brooks, LaCole	1988-89
Brosterhous, Kerstin	2004-05
Brosterhous-Cook, Ericka	1999-00-01-02
Brostrom, Lori	1980
Brown, Brittany	2005
Brown, Tami	2011
Bullard, Amy	1981
Bunn-Nash, Casey	2003-05-06-07
Burdick, Anita	2009-10
Busen, Jennifer	1997-98
Butler, Kim	2005-06
Byars, Amber	1997

C

Cady, Cheryl	1981-82
Campbell, Tarika	2004
Casey, Melanie	2004-05
Champion, Tayler	2010
Champlin, Whitney	2007-08
Chaney, Brina	2001-02-03-04
Channel, Lisa	1983-84-86-87
Cherry, Michele	1988
Clark, Robyn	1980-81-82-83
Close, Mandy	2003-04-05-06
Coleman, Juli	1982-83-84-85
Collings, Betty	1978-79-80-81
Collum, Michelle	1987
Cormier, Marlo	1990-91-92-93
Crawford, Kathryn	1994

D

Dalluge, Debbie	1985-86-87-89
Daniels, Shanna	1988-90
Davis, Brittany	2008-09
DeCree, Fonda	1985-86-87
DeFrancesco, Carol	1986
Dionne, Anjanette	1993-94-95-96
Dixon, Jenna	2011-12
Doherty, Maureen	1993
Dubs, Cindy	1978
Ducker, Tiffany	2005-06-08-09

E

Edwards-Teasley, ShaKiana	2012
Ellis, Amy	1991-92-93-94
Ellis, Lisa	1985
Ernst, Angela	1988-89
Eskridge, Brittany	2008-09
Estavan, Leilani	2001-02-03-04
Estell-Smith, Michelle	2000-01-02-03
Estes, Coral	1978
Evashevski, Margo	1990-91-92-93

F

Fambro, Quortni	2012
Farzan, Sue	1979
Flamoe, Michelle	1986-87-88-89
Fleming, Sonjhia	1990-91-92-93
Flippen, Yvette	1985-86
Fox-Griffin, Mercedes	2006-07-08-09
Funn, Nicole	2000-01
Futch, Julie	2007-08-09-10

G

Gaskins, Sara	1989-90
Gibson, Ali	2012
Gray, Yasmin	1988-89
Green, Allegra	1993-94
Greer, El Sara	2010-11

H

Hall, Kitsy	1978
Harings, Lisa	1993
Hayes, Mary Kay	1979
Haynes, DeRhonda	1986-87-88-89
Hill, Cathy	1980
Hilyard, Gwen	1979
Holbrook-Chapman, Hollye	2001-02-03-04
Hoppes, Cheri	1980-81
Howell, Shannon	2004-05
Hrobowski, Rhonda	1992

I

Indendi, Sage	2011-12
---------------	---------

J

Jackson, Cynthia	1986-87-88-89
James, Classye	2011
Jensen, Stephanie	1994
Jeske, Lillian	1978
Jodoin, Jenny	2002
Johnston, Cindi	1983-84
Johnston, Sue	1987-88-89
Jones-Mellinger, Jessica	2002-03-04-05
Jones, Vicky	1991-92

K

Kakeranaite-Petratis, Reda	1999-00
Kennedy, Brittany	2009-10
Kikuchi, Ayako	1985-86-87
Kinsman, Krista	2000
Kostic, Tanja	1993-94-95-96

L

Lanz, Kate	2010
Lelas, Tina	1994-95-96-97
Lewis, Dawn	1994-95-96
Lomax, Julie	2007
Lopez, Belinda	1981-82-83-84

M

Macy, Lisa	1995
Marchbanks, Earlysia	2011-12
Martin, Alyssa	2011-12
Martin, Jan	1980-81-82-83
Maryntschak, Izzy	1988-91
Matthews, Susie	1988
Mattick, Natalia	1991
McAllister, Nicole	1985-86-87-88
McCalister, Kassandra	2009-10
McDonald, Karen	1980
McGrew, Kim	1993-94-95-96
McLean, Tara	1987
McMahon, Leah	1994-95-96
Meeker, Debbie	1978-79-80
Menken-Schautd, Carol	1979-80-81
Miller, Shannon	1979
Milnor, Dian	1978
Misa, Angela	2010-11
Mitchell, Alex	2008-09
Mitchell, Michelle	1997
Mollet, Pam	1980-81
Mollerstrom, Anette	1993-94-95-96
Morris, Vanessa	1997-98-99
Mothershed, Tanya	1982-83-84-85
Moore, Audrey	1989-90

N

Nehl, Marissa	2001
Newman, Mary	1978-79
Nichols, Stacey	2007-08-09-10
Novo, Serena	1983

O

O'Keefe, Maureen	1986-87
------------------	---------

P

Palmer, Haiden	2010
Parriott, Karl	1988
Paschke, Becky	1979
Pierce, Sissel	1997-98-99-00
Pinto, Thais	2012
Pretty, Jani	1978

R

Ragland, Felicia	1999-00-01-02
Raspberry, Monica	1985-86-87-89
Reed, Antoinette	2008
Rhea, Talisa	2008-09-10
Rice, Marsha	1978-79
Riel, Kathy	1980-81
Rivera, Anita	2003-04-05-06
Rogers, Jackie	1984

Rome, Tracy 1991
Rosales, Angie 1998
Rukstelyte, Kristina 2000-01-02-03

S

Salea, Lei	1998-99
Schuckert, Kahea	1994
Schrock, Katie	2011-12
Schwegler, Mollee	2012
Scoble, Selina	1997
Shannon, Judy	1991-92
Sharp, Jennifer	1989-90
Sheppard, Eisha	2010
Smith, Jasmine	2007
Smith, Juleen	2002-03
Smith, Kathy	1990-91
Smith, Missy	1992-93
Smith, Shelly	1994
Smits, Mireille	1988
Spoelstra, Judy	1982-83
Staton, Moneka	1995-96
Stephens, Carey Jo	2001
Stokes, Bailey	2004-05
Strane, Alcha	2005
Sturzenegger, Cheryl	1981-82-83-84
Swearingen, Jackie	1978

T

Tanner, Barbara	1990
Thomas, Syesha	1998-99-00-01
Tilleman, Kirsten	2009-10
Tichenor, Alice	1984
Turner, Krystal	2003-04

V

Vanderstoel, Kathy	1978-79
Vidic, Boky	1994-95-96
Vickery, Karen	2003-04-05-06

W

Wade, Tanesha	1998-99
Walsh, Kris	1995-96-97-98
Wardrop, Carol	1979
Watanabe, Lianne	1983
Watts, Monica	1996-97-98
Wetzel, Courtney	2011
Wheeler, Tami	1978
White, Ebony	2006
Wiersma, Chassie	1999-00
Wiersma, Cherrith	1999-00
Wilson, Jasmine	2002
Witt, Monica	1984
Wohlers, Viki	2008
Wyneken, Brenda	1979

Y

Young, Ebony	2004-05-06-07
Young, Jennifer	1985-86

Z

Zeller, Julie	1984
---------------	------

MEDIA INFORMATION

The 2012-13 Oregon State women's basketball media guide is a source of information for the news media. Additional information is available upon request from the Oregon State Athletics Communications Office. News releases and photographs will be made available to accredited members of the media. The OSU Athletics Communications Office is located on the second floor of Gill Coliseum in room 209.

Women's Basketball Media Contact.....	John Cantalupi
Office Phone.....	541-737-8588
Cell Phone.....	541-231-7255
Email.....	John.cantalupi@oregonstate.edu
Mailing Address.....	209 Gill Coliseum Corvallis, OR 97331
Press Row Phone.....	541-737-3020

MEDIA CREDENTIALS

Credentials to cover Oregon State women's basketball home games may be secured by contacting John Cantalupi. Requests should be made at least one week before the requested game. Credentials can be picked up at the OSU Athletics Communications Office in 209 Gill Coliseum or will be left at the will call office at Gill Coliseum on game day.

INTERVIEW REQUESTS

All interview requests for Oregon State women's basketball coaches and players must be made through John Cantalupi. The best time to interview coaches and players is after practice. For interviews that require more time and planning, please make arrangements at least two days in advance.

PRACTICES

Those wanting to attend Oregon State women's basketball practices must speak with John Cantalupi beforehand. Some practices are closed to the media and others may be open for the entire practice time. Contact John Cantalupi for practice times at least one day before the scheduled practice.

GAME NOTES

A set of Oregon State game notes will be made available to members of the media prior to each game. To be included on the Oregon State women's basketball email list in order to receive the notes prior to each game, please contact John Cantalupi. Notes will also be available on osubeavers.com.

GAME-DAY SERVICES

Credentialed media will be allowed entrance to Media Room 15 (located at the basement of Gill Coliseum) two hours prior to tipoff. Pregame notes will be available. The OSU Athletics Communications Office will provide player statistics and a play-by-play summary at halftime and at the end of each game. Coach and player quotes will be transcribed and distributed after each game.

POSTGAME INTERVIEWS

The Oregon State locker room is closed to the media at all times for home and away games. After home games, Oregon State head coach Scott Rueck and selected players will be escorted to Media Room 15 (located in the basement of Gill Coliseum). The visiting head coach and selected players will be available outside the opponent's locker room at Room 17A (located in the basement of Gill Coliseum). Media should contact the visiting athletics communications director for the team's interview policies.

PAC-12 TELECONFERENCE

Periodically during the Pac-12 season, all 12 head coaches will participate in a teleconference call with the media. Please contact the Pac-12 at 925-932-4411 or John Cantalupi for the schedule and call-in number.

ON THE INTERNET

For the latest information, including live game coverage, weekly press releases, statistics, game times, rosters and more, go to osubeavers.com. Additional information on the Oregon State women's basketball program can be found on Facebook (facebook.com/oregonstatewbb) and Twitter (twitter.com/oregonstatewbb).

BEAVER SPORTS RADIO NETWORK

The Oregon State women's basketball team enjoys one of the finest radio packages in the Pac-12 Conference. Every Oregon State game is broadcast in Corvallis, mainly on KLOO 1340-AM or KTHH 990-AM, as well as other areas around the state of Oregon. Ron Callan serves as the play-by-play voice of the Oregon State women's basketball team.

Astoria	KAST-AM 1370
Baker City	KBKR-AM 1490
Bend	KICE-AM 940
Brookings	KURY-AM 910
Burns	KORC-FM 92.7
Coos Bay	KBBR-AM 1340
Corvallis	KEJO-AM 1240, KLOO-AM 1340
Cottage Grove	KNND-AM 1400
Dallas	KWIP-AM (Spanish) 880
Enterprise	KWVR-AM 1340, KWVR-FM 92.1
Eugene	KKNX-AM 840, KLZS-AM 1450
Florence	KCFM-FM 104.1, KCFM-AM 1250
Grants Pass	KAKT-FM 104.7
Hermiston	KOHU-AM 1360
Klamath Falls	KLAD-AM 960
La Grande	KLBM-AM 1450
Lakeview	KQIK-AM 1230, KQIK-FM 93.5
Mapleton	KCFM-FM 103.1
Medford	KAKT-FM 105.1
Newport	KNPT-AM 1310
Ontario	KSRV-AM 1380
Pendleton	KUMA-AM 1290, KTIX-AM 1240
Portland	KEX-AM 1190, KEX-FM 102.3, KPOJ-AM 620
Prineville	KRCO-AM 690
Roseburg	KSKR-AM 1490
Salem	KBZY-AM 1490
The Dalles	KDDL-AM 1440
Tillamook	KTIL-AM 1590
Waldport	KWDP-AM 820

BEAVER NATION LIVE

NewsRadio 1190 KEX, owned locally by ClearChannel Radio, is the home of the Beaver Sports Radio Network. NewsRadio 1190 KEX produces a one hour nightly program devoted to Oregon State Athletics, Beaver Nation Live. The show features OSU student-athletes, coaches and administrators.

JOE BEAVER SHOW

Each weekday from noon to 2 p.m. Mike Parker and Jon Warren host an Oregon State sports-themed show in the Greater Corvallis area on 1240 KEJO-AM Radio called the Joe Beaver Show that regularly features head coach Scott Rueck and women's basketball players.

BEAVER SPORTS TALK

"Beaver Sports Talk", a weekly statewide call-in show, begins on Tuesday, Nov. 27, and will feature Oregon State women's basketball head coach Scott Rueck and Mike Parker. The show is live from McMenamins Brewpub on Monroe Street in Corvallis from 7-8 p.m., airs on most of the Beaver Sports Radio Network stations and is streamed live on Beaver Nation Online at osubeavers.com.

PAC-12 TV PARTNERS

As a member of the Pac-12 Conference, Beaver games air regionally and nationally on ABC, ESPN, ESPN2, FOX and the family of Pac-12 Networks.

PAC-12 NETWORKS

The Pac-12 Networks launched August 15 and consist of one national and six regional networks devoted solely to the Pac-12. In addition to the hundreds of live televised Pac-12 sporting events, Pac-12 Networks subscribers will have access to their carrier's TV Everywhere platform, providing access to all Pac-12 Networks programming on any device through their broadband service.

LOCAL MEDIA INFORMATION

PRINT

OUTLET	MAILING ADDRESS	CITY	PHONE	CONTACT	EMAIL	WEBSITE
Associated Press	121 SW Salmon, Suite 1450	Portland, OR 97204	(503) 228-2169	Anne Peterson	apeterson@ap.org	www.ap.org
Bend Bulletin	P.O. Box 6020	Bend, OR 97708	(541) 382-1811	Bill Bigelow	bbigelow@bendbulletin.com	www.bendbulletin.com
Coos Bay World	P.O. Box 1840	Coos Bay, OR 97420	(541) 269-1222	John Gunther	jgunther@theworldlink.com	www.theworldlink.com
Corvallis Gazette-Times	600 SW Jefferson	Corvallis, OR 97330	(541) 753-2641	Steve Gress	steve.gress@lee.net	www.gazettetimes.com
The Daily Barometer	Oregon State University	Corvallis, OR 97331	(541) 737-2231	Warner Strasbaugh	baro.sports@oregonstate.edu	www.media.barometer.orst.edu
East Oregonian	211 SE Byers	Pendleton, OR 97801	(541) 276-2211	Matt Entrup	mentrup@eastoregonian.com	www.eastoregonian.com
Eugene Register-Guard	3500 Chad Drive	Eugene, OR 97408	(541) 485-1234	Bob Clark	bob.clark@registerguard.com	www.registerguard.com
Klamath Falls Herald and News	P.O. Box 788	Klamath Falls, OR 97601	(541) 885-4410	Steve Matthies	smatthies@heraldandnews.com	www.heraldandnews.com
Medford Mail Tribune	P.O. Box 1108	Medford, OR 97501	(541) 776-4499	Tim Trower	ttrower@mailtribune.com	www.mailtribune.com
The Oregonian	1320 SW Broadway	Portland, OR 97201	(503) 221-8161	Lindsay Schnell	lschnell@oregonian.com	www.oregonlive.com
Portland Tribune	6605 SE Lake Rd.	Portland, OR 97222	(503) 226-6397	Kerry Eggers	kerryeggers@portlandtribune.com	www.portlandtribune.com
Roseburg News-Review	345 NE Winchester	Roseburg, OR 97470	(541) 672-3321	Tom Eggers	teggers@newsreview.info	www.nrtoad.com
Statesman-Journal	280 Church Street	Salem, OR 97308	(503) 399-6700	Gary Horowitz	ghorowit@statesmanjournal.com	www.statesmanjournal.com
Vancouver Columbian	701 W. 8th Street	Vancouver, WA 98660	(360) 694-3391	Greg Jayne	greg.jayne@columbian.com	www.columbian.com


RADIO

OUTLET	MAILING ADDRESS	CITY	PHONE	CONTACT	EMAIL	WEBSITE
Beaver Sports Radio Network	114 Gill Coliseum	Corvallis, OR 97331	(541) 737-8360	Steve Sullivan	ssullivan@beaversportsproperties.com	www.osubeavers.com
KPAM (860)	6605 SE Lake Road	Portland, OR 97222	(503) 223-4321			www.kpam.com
KEJO (1240)	2840 Marion St. SE	Albany, OR 97321	(541) 926-8628	Mike Parker	parker@osubeavers.com	www.kejoam.com
KEX (1190)	4949 SW MacAdam Ave.	Portland, OR 97239	(503) 225-1190	Scott Lynn	scottlynn@clearchannel.com	www.1190kex.com
KFXX - The Fan (1080)	0700 SW Bancroft	Portland, OR 97239	(503) 223-1441	Jason Swygard	jswygard@entercom.com	www.kfxx.com
KGAL (1580)	P.O. Box 749	Albany, OR 97321	(541) 926-8683	Charlie Eads	charlie@kgal.com	www.kgal.com
95.3 The Score (FM)	1200 Executive Parkway Suite 400	Eugene, OR 97405	(541) 284-8500	Steve Tannen	stevetannen@live.com	www.953thescore.com
750 The Game	1211 SW 5th Ave. Suite 600	Portland, OR 97204	(503) 243-7595	Jay Allen	jay.allen@kxd.com	www.750thegame.com

TELEVISION

OUTLET	MAILING ADDRESS	CITY	PHONE	CONTACT	EMAIL	WEBSITE
KVAL (CBS)	P.O. Box 1313	Eugene, OR 97401	(541) 485-4888	Tom Ward	ward@kval.com	www.kval.com
KATU (ABC)	P.O. Box 2	Portland, OR 97207	(503) 231-4222	Craig Birnbach	cbirnbach@katu.com	www.katu.com
KBVR (on campus)	Oregon State University	Corvallis, OR 97331	(541) 737-3522	Rosalyn Mayo	tv.stationmanager@kbvr.com	www.kbvr.com
KDRV (ABC)	P.O. Box 4220	Medford, OR 97501	(541) 773-1212	Chris Leone	cleone@kdrv.com	www.kdrv.com
KEZI (ABC)	P.O. Box 7709	Eugene, OR 97401	(541) 485-5611	Jake Zivin	jakezvin@kezi.com	www.kezi.com
KGW (NBC)	1501 SW Jefferson	Portland, OR 97201	(800) 288-5498	Joe Becker	jbecker@kgw.com	www.kgw.com
KMTR (NBC)	3825 International Court	Springfield, OR 97477	(541) 746-1600	Joe Leadingham	josephleadingham@kmtr.com	www.kmtr.com
KOBI (NBC)	125 Fir Street	Medford, OR 97501	(541) 779-5555	Joe Camarlinghi	jcamarlinghi@kobi5.com	www.localnewscomesfirst.com
KOIN (CBS)	222 SW Columbia Street	Portland, OR 97201	(503) 464-0600	Dan Christopherson	dchristopherson@koin.com	www.koin.com
KPTV (FOX)	14975 NW Greenbrier Parkway	Beaverton, OR 97006	(503) 548-6539	Daniel Sheldon	daniel.sheldon@kptv.com	www.kptv.com
KTVL (CBS)	P.O. Box 10	Medford, OR 97501	(541) 773-7373	Kingsley Kelley	kkelley@ktvl.com	www.ktvl.com
KTVZ (NBC)	62990 O.B. Riley Road	Bend, OR 97708	(541) 383-2121	Jim Murray	jmurray@ktvz.com	www.ktvz.com

RON CALLAN -- WOMEN'S BASKETBALL PLAY-BY-PLAY



Ron Callan has spent over 35 years in the broadcast media business, all in the Pacific Northwest, and is in his fourth year as the Oregon State women's basketball play-by-play announcer. Callan also handles sideline duties as well as hosting the pre- and post-game shows for the football team. He has been named the Associated Press Sportscaster of the Year three times.

Callan spent seven seasons as the sideline reporter for the Seattle Seahawks' radio network after a 10-year stint hosting the Washington Huskies' postgame show on KIRO TV in Seattle.

The 1974 Linfield College graduate also has worked for KVDO TV in Salem, KTVB TV in Boise, KHQ TV in Spokane and Root Sports. Callan, a former opera singer, has three children - Cassie, Daniel and Lily.

ATHLETICS COMMUNICATIONS CONTACT INFORMATION

Steve Fenk, Associate Athletic Director

Office: 541-737-7470 E-mail: steve.fenk@oregonstate.edu

Jason Amberg, Assistant Director

Office: 541-737-7469 E-mail: jason.amberg@oregonstate.edu

John Cantalupi, Assistant Director

Office: 541-737-8588 E-mail: john.cantalupi@oregonstate.edu

Hank Hager, Assistant Director

Office: 541-737-7472 E-mail: hank.hager@oregonstate.edu

Shawn Schoeffler, Assistant Director

Office: 541-737-8898 E-mail: shawn.schoeffler@oregonstate.edu


Barry Beal, Communications Assistant

Office: 541-737-3720 E-mail: barry.beal@oregonstate.edu

Matt Franzblau, Communications Assistant

Office: 541-737-3720 E-mail: matt.franzblau@oregonstate.edu

PRESIDENT DR. EDWARD RAY



Dr. Edward J. Ray assumed the position of Oregon State University's President on July 31, 2003. Prior to coming to Oregon State, Ray was executive vice president and provost of The Ohio State University.

Under his leadership, OSU has completed and updated a visionary campus-wide strategic plan that is serving as the framework for the university's development in profound and historic ways. Annual research awards and contracts have increased and totaled \$261.7 million in fiscal year 2011.

President Ray has partnered with the OSU Foundation to launch the university's first comprehensive fundraising campaign. The public phase launched in October 2007 with a goal of \$625 million. By June 2012, the campaign total reached \$827 million, including \$139 million for scholarships and fellowships, 57 newly endowed faculty positions, and funding for key scientific and learning facilities like the Lois Bates Acheson Veterinary Teaching Hospital, the Hallie Ford Center for Healthy Children and Families, the Linus Pauling Science Center and four new cultural centers. Because of the campaign's tremendous momentum and success, it has been extended to 2014 with a goal of \$1 billion.

Mindful of OSU's commitment to the people of Oregon, Dr. Ray has overseen the expansion of dual-enrollment agreements to all 17 of the state's community colleges, making it easier for students to complete four-year degrees. He has also taken a leadership role in fostering a more seamless P-20 system, working with area school superintendents, community college leaders and university colleagues to strengthen institutional connections and enhance the student experience. Dr. Ray has also helped to usher in a new era of partnership and cooperation between Oregon's public universities.

Dr. Ray was a member of the economics faculty at Ohio State from 1970-2003, serving as economics department chair from 1976 to 1992. He served as an associate provost from May 1992 until May 1993, senior vice provost and chief information officer from 1993-1998, and executive vice president and provost from 1998-2003.

His research interests include the history of protectionism in the United States, the determinants of U.S. foreign direct investment and foreign direct investment in the United States, the structure of tariff and non tariff trade barriers in the United States and abroad and the adoption of Social Security. His work has been published in *The American Economic Review*, *The Journal of Political Economy*, *The Quarterly Journal of Economics*, *The Review of Economic Studies*, *The Review of Economics and Statistics*, and other leading journals. He has co-authored a principles text, and his book, "U. S. Protectionism and the World Debt Crisis" was published by Quorum Press in 1989.

Dr. Ray received his undergraduate degree in mathematics from Queens College (CUNY) in June 1966, graduating cum laude and Phi Beta Kappa. He earned his master's in economics from Stanford University in 1969 and his doctorate in economics from Stanford in June 1971.

Before becoming first lady at Oregon State, his wife Beth worked as a practicing attorney, taught business law courses as a faculty member in the Department of Finance at Ohio State University and most recently was a counselor and assistant dean in the College of Arts and Sciences while at Ohio State. They have three children and three grandchildren.

OREGON STATE UNIVERSITY

Oregon State is a leading research university located in one of the safest, smartest, greenest small cities in the nation. Situated 90 miles south of Portland, and an hour from the Cascades or the Pacific Coast, Corvallis is the perfect home base for exploring Oregon's natural wonders.

Oregon State University has always been a place with a purpose — making a positive difference in quality of life, natural resources and economic prosperity in Oregon and beyond. Through discovery, innovation and application, we are meeting challenges, solving problems and turning ideas into reality.

Founded in 1868, Oregon State is the state's Land Grant university and is one of only two universities in the U.S. to have Sea Grant, Space Grant and Sun Grant designations. Oregon State is also the only university in Oregon to have earned the Carnegie Foundation's top designation, awarded to institutions with "very high research activity."


As Oregon's largest public research university, with a record \$252 million in research funding in 2008-09, Oregon State's impact reaches across the state and beyond. With 12 colleges, 15 Agricultural Experiment Stations, 35 county Extension offices, the Hatfield Marine Sciences Center in Newport and OSU-Cascades Campus in Bend, Oregon State has a presence in every one of Oregon's 36 counties, with a statewide economic footprint of \$1.5 billion.

Oregon State welcomes a diverse student body of nearly 22,000 students from across Oregon, all 50 states and more than 80 countries. They can choose from more than 200 undergraduate and more than 80 graduate degree programs, including over 20 degrees offered online. Oregon State increasingly attracts high-achieving students, with nationally recognized programs in areas such as conservation biology, agricultural sciences, nuclear engineering, forestry, fisheries and wildlife management, community health, pharmacy and zoology.

Oregon State also ranks high in sustainability, fourth among universities nationwide for using renewable energy and first in the Pac-12 Conference. And our students literally help power the university: 22 exercise machines at Dixon Recreation Center are connected to the grid.

The 400-acre main campus in Corvallis includes a Historic District, making Oregon State one of only a handful of U.S. university campuses listed on the National Register of Historic Places. The district includes such icons as Weatherford Hall, the Memorial Union and Benton Hall, the oldest building on campus.

Oregon State is located in Corvallis, a vibrant college town of 53,000 in the heart of Western Oregon's Willamette Valley. Corvallis consistently ranks among the best and safest cities to live in the U.S., as well as among the most environmentally responsible.



GILL COLISEUM

Legendary Gill Coliseum is the home of the Oregon State men's basketball, women's basketball, women's gymnastics, wrestling and volleyball teams. The arena can handle crowds of 9,604 for competitions on Ralph Miller Court, and the building also includes a weight room, equipment center, locker rooms and offices for the athletic department and its teams.

Named after the late Slats Gill, who was Oregon State's head men's basketball coach for 36 years, the Coliseum is an excellent facility spanning more than an acre.

Gill Coliseum was recently renovated with improvements totaling more than \$3.5 million. The renovation included sandblasting, sealing and painting the exterior shell and new exterior windows and doors. Additionally, an elevator was installed to increase access for students and fans with disabilities.

Gill Coliseum also has a state-of-the-art sports medicine center, located on the lower level, that provides leading-edge injury prevention and rehabilitation services. The center includes cardiovascular equipment and improved training facilities.

The renovation project also upgraded Gill's locker rooms. While a new men's basketball locker room was already completed, a new women's basketball locker room is now open with improvements to the volleyball and soccer locker rooms also being done.

With the improvements, Gill Coliseum continues to be an integral part of the heritage of Oregon State athletics. Since its opening in 1949, Gill Coliseum has been part of more than 3,000 victories, more than 150 Oregon State All-Americans and more than 25 individual and team titles.

OREGON STATE TRADITIONS

NICKNAME -- THE BEAVERS

In the early days of the institution, Oregon State University's athletic teams were known as the Aggies. When orange uniforms replaced the drab sweatshirt gray and tan jerseys, the teams were referred to as the Orangemen. In 1916 the school yearbook was renamed "The Beaver" and the name Beaver became associated with the school. It is believed the press also had some influence in changing the name, particularly L.H. Gregory of The Oregonian newspaper. The name gained instant popularity among alumni and students. The Beaver is the state's official animal.

THE MASCOT -- BENNY

Benny Beaver was adopted as Oregon State University's mascot in 1952 after the school had a reported three previous mascots. The first mascot in 1893 was a coyote named Jimmie, owned by M.M.H. Kriebel. In 1909, a second mascot appeared on the scene. Dr. John Bell, a Corvallis pastor and former regent of Corvallis when the college was taken over by the state and became Oregon Agricultural College, became the OSU mascot. In the early 1900s, "Doc Bell" was considered to be the varsity football squad's "mascot" because of his steadfast attendance and advising. In 1921 there was an attempt to make a live Beaver, "Bevo", into the school mascot, but with little success.

Benny Beaver, OSU's current mascot, was introduced to the student body by the school's rally squad on September 18, 1952, in an effort to pick up sagging school spirit. "Benny Beaver, the rally squad's candidate for handsomest man in school, has never been on campus before," according to The Barometer (student paper), at the time. "The animal stands six-feet tall, wears vivid orange knickerbockers, a black jersey, and his familiar orange and black rooters lid." Adopted as the official mascot in 1952, Benny Beaver still fires up the crowds at OSU athletic events today.

Benny Beaver, while officially accepted as the school's mascot in 1952, actually can be traced back to the 1940-41 school year. A statue of a beaver named "Benny" appears in the school's yearbook, and later a Barometer sports columnist used the pen name "Benny Beaver."

BASKETBALL PRACTICE FACILITY

Planned as a 34,500-square-foot four-story structure, Oregon State's "new home for basketball" will be an impressive new practice facility with two regulation basketball courts. The courts will occupy the first and third floors of the building, along with locker rooms, satellite training and medical areas, and service and mechanical spaces.

The alternate floors -- second and fourth -- will consist of 2,000-square-foot partial floors containing coach and program staff offices. These spaces run the length of the building and offer panoramic views of the court below. Together, the court and program space create a "home" where the sense of family that is the distinctive edge for every Oregon State team can be fostered.

A two-story glass atrium, strikingly illuminated at night, will serve as the main entrance and feature a Basketball Hall of Fame highlighting the greatest achievements and players of Oregon State's past -- and future. A mural stretching to the height of the atrium will celebrate the legacy -- and the terrific student-athletes and coaches -- of Oregon State Beavers basketball.

The practice facility will be located in the parking lot located directly behind Gill Coliseum off Ralph Miller Drive and is expected to be completed in the spring of 2013 after the official groundbreaking ceremony was held on June 21, 2012.



TEAM COLORS -- ORANGE & BLACK


Oregon State was known as Corvallis College until the mid 1890s and the school color was navy blue. A faculty committee appointed by school President John Bloss voted to replace blue with orange. Not long after, black was selected by the student body as a background color. A local tailor named J.H. Harris donated black uniforms for the baseball team in this time frame, and it is believed to be where the black color scheme began in athletics, although that is debatable. An article in the local Corvallis Gazette-Times in 1892 describes the use of orange and black in commencement ceremonies, nearly a year prior to orange becoming the official color.

While orange was originally the official color, over the years black has become more universally accepted as one of the official colors. Today, nearly all of OSU accepts black and Pantone 165 orange as the official colors.

THE FIGHT SONG

*OSU our hats are off to you,
Beavers, Beavers, fighters thru and thru,
We'll cheer thru-out the land,
We'll root for every stand,
That's made for old OSU.
Watch our team go tearing down the field;
Those of iron, their strength will never yield.
Hail! Hail! Hail! Hail!
Hail to old OSU*

DIRECTOR OF ATHLETICS BOB DE CAROLIS



Director of Athletics Bob De Carolis was appointed to his current position on Aug. 28, 2002 by then OSU President Dr. Paul Risser and has since led the Beavers to unprecedented success on and off the fields of play. The popular De Carolis, who was selected the 2010 Football Bowl Subdivision West Region Under Armour Athletic Director of the Year by his peers, signed a five-year contract extension in April of 2011 that takes him through June 30, 2016.

De Carolis originally joined the OSU staff on April 20, 1998 as associate athletic director of internal operations; he was promoted to senior associate athletic director on July 1, 1999. Prior to coming to Oregon State, he spent 19 years on the athletic department staff at the University of Michigan.

Since arriving at OSU, De Carolis has developed and executed the financial recovery plan that helped the Department of Athletics eliminate a \$12.5 million accumulated deficit and grow the overall budget by more than \$25 million. At the same time, the department was able to not only maintain competitive teams, but also had its first winning football season in nearly three decades, its first winning men's basketball campaign in 15 years, the softball program made its first appearance in the College World Series and the baseball team competed in the College World Series for the first time in over five decades – capturing the 2006 and 2007 national championships. With him in a leadership role, the football program has played in nine bowl games, men's basketball captured the College Basketball Invitational (2009), and gymnastics has competed in the national championships seven straight years. OSU experienced one of its best athletic seasons in school history in 2011-12 with 12 of its 17 intercollegiate teams participating in postseason.

De Carolis has been responsible for hiring some of the most high profile coaches in OSU history, including Mike Riley (football), former U.S. Olympic coach Taras Liskevych (volleyball), three-time NCAA Coach of the Year Jim Zalesky (wrestling), Craig Robinson (men's basketball), Kelly Sullivan (women's track/cross country), Larry Liebowitz (women's swimming), Linus Rhode (women's soccer), Steve Todd (men's rowing), Emily Ford (women's rowing), Steve Simmons (men's soccer), and most recently Scott Rueck (women's basketball) and Jon Reehorn (men's golf).

He spearheaded the feasibility study for a plan that has expanded and renovated Reser Stadium to its current capacity of nearly 46,000. Improvements at the Stadium since the beginning of 2005 have included a new east side structure that houses some of the best amenities in all of college football, construction of the largest video board in the Pac-12 (as of 2007 season) and new seating in the south end zone. In all, approximately \$115 million in improvements to the football facility alone has enabled "Beaver Nation" to create one of the best home field advantages in the country. Beaver fans have responded with record ticket purchases.

Facilities have been at the forefront of De Carolis' goals and in the last year OSU has opened the Student Success Center (SSC), the OSU Boathouse and the Whyte Track and Field Center. The \$14 million SSC is a shared facility with the OSU campus, the \$2.5 million Boathouse opened in the fall of 2011 and the first phase of the \$8 million track facility was officially dedicated in September of 2012. OSU also broke ground in June on its four-story basketball practice facility that will be connected to the Sports Performance Center (SPC).

The SPC houses a 17,000-square foot strength training area and a 7,000-square foot wrestling practice facility. In 2009 and '12 Gill Coliseum underwent an exterior improvement project, in addition to the construction of a \$4 million sports medicine facility and women's basketball locker room. The Valley Football Center is also undergoing a continuing remodeling phase, with a recent student-athlete lounge opening.

In addition to the latest projects, De Carolis has also managed the recent completion of the home of the two-time national champion baseball team – Goss Stadium at Coleman Field. During his tenure the Merritt Truax Indoor Center and the OSU Softball Complex have been constructed, and the Tommy Prothro Football Complex and several locker rooms were renovated.

It's not all about wins, losses or new facilities; De Carolis has stressed the importance of being a total student-athlete and being a part of the com-

munity. With his leadership, nearly 50 percent of the entire athletic roster sports a cumulative GPA of 3.00 or higher. Community service hours have increased nearly 300 percent during his tenure and contributions for scholarships to the Beaver Athletic Student Fund have increased from \$6 million to over \$11 million.

De Carolis is also actively involved in national and conference level committees just having completed a stint as chair of the conference television committee, former chair of the conference budget and finance committee, and served on the bowl committee. He also has been active on numerous NCAA committees, including the Football Bowl Subdivision Issues Committee, the Student-Athlete Benefits and Financial Aid Cabinet, and the prestigious Management Council (MANCO).

He started his Michigan career in 1979 as an administrative assistant. He was promoted to assistant business manager in 1980; at the same time, he was also named the head softball coach. De Carolis was Michigan's softball coach from 1980 to 1984 and his Wolverines had a third-place finish at the AIAW national championships.

De Carolis was promoted from assistant business manager to business manager in 1983; in 1987 to assistant athletic director for business; in 1990 to associate athletic director for internal operations; in 1994 to senior director for financial operations; in 1996 to senior associate athletic director and became responsible for all athletic facilities and venues at Michigan.

Under his leadership as senior director for financial operations, De Carolis led negotiations with Nike for an all-school contract for athletic shoes and apparel -- one of the first of its kind in the country. He established a long-term relationship with Pepsi-Cola for beverage rights, to all athletic venues.

De Carolis also spearheaded a "gift brick" donor program for Michigan Stadium, developed a comprehensive capital improvement program and coordinated the development of a master plan for the renovation of Michigan Stadium.

De Carolis is a 1976 graduate of Bloomsburg State College in Bloomsburg, Pa., with a B.S. in business education. He received a Master's of Science degree in sports management in 1979 from the University of Massachusetts. During his undergraduate days at Bloomsburg, he was a two-year letterwinner in football and baseball from 1973-75.


He got his first taste of coaching at Bloomsburg State when he served as an assistant coach in baseball and football from 1976-78.

In the fall of 2008 he was awarded the Harold VanderZwaag distinguished alumnus award from UMASS. In the fall of 2009 he was inducted into the Bloomsburg University Hall of Fame.

Bob is married to the former Sandra Taylor and they have three children, daughter Lyndsay, a 2011 graduate of the University of Michigan, and twin daughters Lauren and Hayley. Lauren is a sophomore at the University of Wisconsin and Hayley is a sophomore at California Polytechnic State University (SLO).



ATHLETIC DEPARTMENT ADMINISTRATION



DR. JOSEPH SPATAFORA
Faculty Athletic Representative




SHAWN HEILBRON
Senior Associate Athletic Director
Development



JOHN RIZZARDINI
Senior Associate Athletic Director
Chief Marketing Officer




MARIANNE VYDRA
Senior Associate Athletic Director
Senior Women's Administrator



DR. DOUG AUKERMAN
Senior Associate Athletic Director
Sports Medicine




BOB CLIFFORD
Senior Associate Athletic Director
Sports and Administration



MARK SPENCER
Senior Associate Athletic Director
Business



JOHN CHENEY
Associate Athletic Director
Event Management



STEVE FENK
Associate Athletic Director
Athletic Communications




DR. KATE HALISCHAK
Associate Athletic Director
Student-Athlete Academic Affairs




LINDA JOHNSON
Associate Athletic Director
LifeSkills Coordinator



ALEX PARKER
Associate Athletic Director
Compliance



STEVE SULLIVAN
General Manager
Beaver Sports Properties



BOB WESTLUND
Vice President for
Principal Gifts to Athletics



JACQUE BRUNS
Assistant Athletic Director
Business Operations




CECIL HAIRSTON
Assistant Athletic Director
Ticket Operations



NIKKI PRUETT
Assistant Athletic Director
Marketing & Promotions

ATHLETIC DEPARTMENT SUPPORT STAFF - WOMEN'S BASKETBALL




DR. CRAIG GRAHAM
Team Physician




JASON LIEUW
Athletic Trainer



MALISA HOLLIS
Director of
Video Operations



MATT RILEY
Video Coordinator



JEFF TAYLOR
Video Coordinator



MACALL MARSTALL
Marketing Coordinator

WOMEN'S BASKETBALL 2012-2013

NOV. 4	SEATTLE PACIFIC (EX.)	CORVALLIS, ORE.	3:30 P.M.
NOV. 10	WESTERN WASHINGTON	CORVALLIS, ORE.	2 P.M.
NOV. 12	CAL POLY	CORVALLIS, ORE.	7 P.M.
NOV. 20	VS. UC SANTA BARBARA #	PUERTO VALLARTA, MEXICO	11 A.M.
NOV. 21	VS. MISSISSIPPI STATE OR WINTHROP #	PUERTO VALLARTA, MEXICO	TBA
NOV. 22	VS. TBA #	PUERTO VALLARTA, MEXICO	TBA
NOV. 29	CSU BAKERSFIELD	CORVALLIS, ORE.	NOON
DEC. 1	SACRAMENTO STATE	CORVALLIS, ORE.	2 P.M.
DEC. 9	ST. MARTIN'S	CORVALLIS, ORE.	2 P.M.
DEC. 13	CAL STATE FULLERTON	CORVALLIS, ORE.	6 P.M.
DEC. 15	AT LOYOLA MARYMOUNT	LOS ANGELES, CALIF.	2 P.M.
DEC. 19	VS. MICHIGAN STATE %	LAS VEGAS, NEV.	1 P.M.
DEC. 21	VS. TEXAS TECH %	LAS VEGAS, NEV.	2:30 P.M.
JAN. 4	USC *	CORVALLIS, ORE.	7 P.M.
JAN. 6	UCLA *	CORVALLIS, ORE.	2 P.M.
JAN. 11	AT ARIZONA *	TUCSON, ARIZ.	5 P.M.
JAN. 13	AT ARIZONA STATE *	TEMPE, ARIZ.	PAC-12 NETWORKS NOON
JAN. 15	AT OREGON *	EUGENE, ORE.	PAC-12 NETWORKS 8 P.M.
JAN. 20	OREGON *	CORVALLIS, ORE.	PAC-12 NETWORKS 2 P.M.
JAN. 25	AT WASHINGTON *	SEATTLE, WASH.	6 P.M.
JAN. 27	AT WASHINGTON STATE *	PULLMAN, WASH.	1 P.M.
FEB. 1	CALIFORNIA *	CORVALLIS, ORE.	7 P.M.
FEB. 3	STANFORD *	CORVALLIS, ORE.	PAC-12 NETWORKS 2 P.M.
FEB. 8	AT COLORADO *	BOULDER, COLO.	PAC-12 NETWORKS 6 P.M.
FEB. 10	AT UTAH *	SALT LAKE CITY, UTAH	PAC-12 NETWORKS NOON
FEB. 15	WASHINGTON STATE *	CORVALLIS, ORE.	7 P.M.
FEB. 18	WASHINGTON *	CORVALLIS, ORE.	PAC-12 NETWORKS 6 P.M.
FEB. 22	AT STANFORD *	STANFORD, CALIF.	PAC-12 NETWORKS 8 P.M.
FEB. 24	AT CALIFORNIA *	BERKELEY, CALIF.	PAC-12 NETWORKS 2 P.M.
MARCH 1	UTAH *	CORVALLIS, ORE.	7 P.M.
MARCH 3	COLORADO *	CORVALLIS, ORE.	NOON
MARCH 7-10	PAC-12 TOURNAMENT	SEATTLE, WASH.	PAC-12 NETWORKS/ESPN
MARCH 23-26	NCAA FIRST & SECOND ROUNDS	TBA	
MARCH 30-APRIL 2	NCAA REGIONALS	TBA	
APRIL 7	NCAA FINAL FOUR	NEW ORLEANS, LA.	
APRIL 9	NCAA CHAMPIONSHIP GAME	NEW ORLEANS, LA.	

HOME GAMES ARE IN BOLD

TIMES, DATES AND TV BROADCAST STATIONS ARE SUBJECT TO CHANGE. ALL TIMES PACIFIC.

* - PAC-12 GAME

- HARDWOOD TOURNAMENT OF HOPE AT PUERTO VALLARTA INTERNATIONAL CONVENTION CENTER

% - LAS VEGAS HOLIDAY HOOPS CLASSIC AT SOUTH POINT CASINO