



**Oregon State Baseball**

Page	Topic
1	Quick facts
1	Table of contents
2	Media information
3	Radio/TV information
4	Media outlets
5	2014 Opponent information
6	OSU Baseball tradition
8	Goss Stadium at Coleman Field
12	2013 roster
13	2013 roster breakdown
14	Radio/TV Roster
16	2014 schedule

**The Coaches**

Page	Topic
17	Head Coach Pat Casey
22	Associate Head Coach Pat Bailey
23	Assistant Coach Andy Jenkins
24	Assistant Coach Nate Yeskie
25	Coaching Staff
26	Support staff
27	Pres. Ray/Oregon State
28	Athletic Director Bob De Carolis
29	Oregon State administration

**The Players**

Page	Topic
30	Player Biographies
47	Returners Statistics

**2014 Opponents**

Page	Topic
49	Pac-12 opponent histories
54	Non-conference opponents
55	Non-conference records by year

**2013 In Review**

Page	Topic
56	Season in review notes
58	2013 honors
58	2013 MLB draft selections
59	2013 game-by-game results
60	2013 overall statistics
61	2013 conference statistics
62	2013 superlatives
66	2013 batting breakdown
64	2013 in the rankings
65	2013 pitching appearances
67	2013 Pitching breakdown
68	2012 Pac-12 in review

**Oregon State Records**

Page	Topic
69	Oregon State records
71	Oregon State career records
72	OSU single-season records
73	Oregon State conference leaders
74	Oregon State yearly leaders
78	Oregon State yearly statistics
79	Home/road/neutral statistics
80	The last time

**Oregon State History**

Page	Topic
81	Oregon State yearly records
81	Coaching records
82	Year-by-year results
96	Best records by game
97	Records vs. all opponents
98	Records vs. conferences
99	Opening day lineups
101	2007 national champions
103	2006 national champions
105	2005 College World Series
109	1952 College World Series
110	Postseason history
111	Postseason results
112	Postseason honors
113	Postseason superlatives
114	Oregon State All-Americans
116	All-Region honors
116	Freshman All-Americans
116	Beavers in International baseball
117	Oregon State All-Conference
118	Oregon State players of the week
119	OSU pitchers of the week
120	Oregon State academic honors
121	Oregon State in the pros 2013
122	Oregon State in MLB
126	Oregon State in the MLB Draft
127	Oregon State selections by club
129	Oregon State team awards
130	Oregon State letterwinners

**Oregon State Facts**

Location	Corvallis, Oregon
Enrollment	24,977
Founded	1868
President	Dr. Edward Ray
Athletic Director	Bob De Carolis
Colors	Orange and black
Nickname	Beavers
Affiliation	NCAA Division I
Conference	Pac-12
University website	www.oregonstate.edu
Athletics website	www.osubeavers.com

**Baseball**

Head coach	Pat Casey (20th year)
Record at OSU	670-389-4 (19 years)
OSU winning percentage	.632
Career record	841-498-5 (25 years)
Career winning percentage	.628
Associate HC	Pat Bailey (7th year)
Assistant Coaches	Andy Jenkins (3rd year) Nate Yeskie (6th year)

Director of operations	Ron Northcutt
Northcutt office phone	(541) 737-0598
Athletic Trainer	Josh Therrien
Strength & Condition Coach	Chris Anderson

**2013 Season**

2013 overall record	52-13
Home record	27-5
Road record	18-6
Neutral record	7-2
2013 Pac-12 record	24-6 (1st place)

**2014 Season**

Lettermen returning/lost	19/15
Position players	10/10
Pitchers	9/5
Starters returning/lost	4/5
All-conference returning/lost	4/3
All-Americans returning/lost	2/1
First varsity season	1907
All-time record	2,154-1,400-15 (.605)

**Goss Stadium At Coleman Field**

Ballpark	Goss Stadium at Coleman Field
Opened (capacity)	1907 (3,248)
Left field	330 ft. (14-ft. fence)
Left-centerfield	365 ft. (8-ft. fence)
Center field	400 ft. (8-ft. fence)
Right-centerfield	365 ft. (8-ft. fence)
Right field	330 ft. (8-ft. fence)
Press box phone	(541) 737-7475

**Radio**

Radio	Beaver Sports Network
Online radio	Beaver Nation Online (osubeavers.com)
Primary Play-By-Play	Mike Parker

**Media Guide Credits**

The 2014 Oregon State University baseball guide was designed, written, and produced by Hank Hager of the OSU Athletic Communications Office. Photography by Karl Maasdam, Scobel Wiggins, Dave Nishitani, Ethan Erickson, Dennis Wolverton, Rich Heins, Phyllis M. Heins, Dennis Hubbard, Erik Dresser, Hank Hager, the Omaha World Herald and courtesy of USA Baseball, Major League Baseball Clubs, Minor League Baseball clubs and from Oregon State Library archives.



**2006 & 2007 NATIONAL CHAMPIONS**

**5 College World Series Appearances:** 1952, 2005, 2006, 2007, 2013 | **5 NCAA Super Regional Appearances:** 2005, 2006, 2007, 2011, 2013

**14 NCAA Regional Appearances:** 1952, 1962, 1963, 1983, 1985, 1986, 2005, 2006, 2007, 2009, 2010, 2011, 2012, 2013



**OSU Athletic Communications**



**Steve Fenk**  
Associate Athletics  
Director, Athletic  
Communications



**John Cantalupi**  
Assistant,  
Athletic Communications



**Jason Amberg**  
Assistant Director,  
Athletic Communications



**Hank Hager**  
Assistant Director,  
Athletic Communications

**BASEBALL CONTACT**



**Shawn Schoeffler**  
Assistant Director,  
Athletic Communications



**Trevor Cramer**  
Assistant,  
Athletic Communications



**Megan Miller**  
Assistant,  
Athletic Communications

**Athletic Communications Information**

Press Box Phone .....(541) 737-7475  
Mailing Address.....209 Gill Coliseum  
.....Corvallis, OR 97331  
Baseball Contact.....Hank Hager  
Hager Cell..... (541) 230-0611  
Hager Office.....(541) 737-7472  
E-Mail..... hank.hager@oregonstate.edu

The Oregon State Athletics Communications office appreciates your interest in the 2014 Oregon State baseball team. We look forward to serving members of the media throughout the year and hope this media guide is a helpful tool throughout the season. Please contact Assistant Director for Athletic Communications Hank Hager for any media needs concerning the Oregon State baseball team. He can be reached by email at hank.hager@oregonstate.edu or by calling the Oregon State at (541) 737-7472.

The following is a set of guidelines for covering the club this season.

**Broadcasting Arrangements**

Requests for radio, Internet, television or any other broadcasting privileges of Oregon State baseball should be addressed to Hank Hager as far in advance as possible.

**Game Notes**

A set of Oregon State game notes will be made available to members of the media prior to each game. To be included on the Oregon State baseball e-mail list in order to receive the notes prior to the game, please contact Hank Hager. Notes will also be posted on the home of Oregon State Athletics, osubeavers.com.

**Interviews**

All coach and student-athlete interviews must be arranged through Hank Hager. On gamedays, head coach Pat Casey, his assistants and members of the team will be available shortly after the game's conclusion. Interviews will be done in an informal manner on the field. Please notify Hank Hager of any requested players or coaches prior to the conclusion of the game.

For all visiting team interview requests, please contact that respective team's Sports Information Director.

**Pre-Game Interviews**

Oregon State players are available for interviews on gamedays, but only prior to batting practice. Players will not be made available after batting practice starts until that game's completion.

**Practices**

Practices are held at Goss Stadium at Coleman Field on a daily basis and are generally open to members of the media. Players and coaches are normally available for interviews after practice, depending on the schedule for that day. Please contact Hank Hager to schedule any interviews at least 24 hours in advance.

DO NOT contact any players away from Goss Stadium unless previously arranged by Hank Hager.

**Press Box**

Goss Stadium features a full working press box immediately behind home plate. Due to space limitations, seating is not guaranteed. Please notify Hank Hager at least 24 hours in advance if desiring to cover the Beavers. Wireless Internet is available at the Goss Stadium press box.

Pre-game services include statistics, game notes, gameday programs and media guides. Post-game stats will be made available to working members of the media as soon as possible after the completion of each game.

**Photography**

Please note that there are no designated photography areas at Goss Stadium. Photographers are free to shoot from the Goss Stadium stands. However, please do not impede spectators' sightlines.

Photographers are allowed on the field pre-game, but must clear the field 45 minutes prior to first pitch unless there is a ceremony. At no time during the game are photographers allowed on the field or in the dugouts.

**Field Access**

There is field access prior to the start of each game, but all members of the media must leave the field at the completion of batting practice, approximately 45 minutes prior to first pitch. Media is allowed on the field for post-game interviews.

**Media Credentials**

Requests for all media credentials should be made to Hank Hager at least 24 hours in advance for necessary games or series. Season credentials will be made available to media members who will cover the team on a season basis. Single-game credentials and series credentials are also available.

Credentials will be left at the Goss Stadium ticket office will call on the day of the game. Credentials can be mailed but only if requested.

**Media Guides**

This media guide is made available for members of the media to provide biographical and historical information regarding the Oregon State program, its players, coaches, staff and administration. Please note that no media guides will be formally printed this season.

**Internet**

The online home of Oregon State Athletics, osubeavers.com, is the place to go for all Oregon State baseball information, including a team roster and bios, schedule, live stats links, updated game notes and statistics. Fans can also enjoy viewing photo galleries after select games.

**Live Stats**

Check osubeavers.com for gameday information and live stats links. Every Oregon State baseball home game will be available via live stats.

**Media Server**

A media server containing head shots and other OSU information has been set up. Please contact the OSU Athletic Communications office for instructions on how to access the server.



## Oregon State On The Radio, TV

### Radio

The Oregon State baseball team enjoys one of the finest radio packages in the Pac-12 Conference. Every Oregon State game is broadcast throughout the state of Oregon as well as online on [osubeavers.com](http://osubeavers.com), making it available for anyone with an Internet connection in any part of the world.

NewsRadio 1190 KEX, owned locally by ClearChannel Radio, is the home of the Beaver Sports Radio Network. Fox Sports Radio 620 AM Portland will broadcast all Oregon State baseball games throughout the regular season. KEJO 1240 AM will broadcast Oregon State games in the Corvallis region. Other stations throughout the state also broadcast OSU games; check [osubeavers.com](http://osubeavers.com) for a full listing.

Oregon State enjoys the strongest comprehensive radio package in the Pac-12 Conference by offering the most total hours of play-by-play and auxiliary programming.

Mike Parker serves as the play-by-play voice of Oregon State baseball. In addition to covering head coach Pat Casey's club, Parker also does play-by-play for Oregon State football and men's basketball.

### Radio Affiliates

*Radio affiliates for the 2014 season. Note, these can change after press time so check [osubeavers.com](http://osubeavers.com) for a full schedule and listing.*

Location	Station	Day(s)
Bend, Ore.	KICE 940-AM	All
Corvallis, Ore.	KEJO 1240-AM	All
Eugene, Ore.	KKNX 840-AM	All
Eugene, Ore.	1450 KLZS-AM	All
Grants Pass, Ore.	KAKT 104.7-FM Sat. & Sun.	
K-Falls, Ore.	KLAD 960-AM	All
Medford, Ore.	KAKT 105.1-FM Sat. & Sun.	
Portland, Ore.	KPOJ 620-AM	All
Roseburg, Ore.	KSKR 1490-AM	All
Salem, Ore.	KBZY 1490-AM Sat. & Sun.	
St. Helens, Ore.	KOHI 1600-AM	All

### Pac-12 Networks

The Pac-12 Networks launched August 15, 2012 and consist of one national and six regional networks devoted solely to the Pac-12. In addition to the hundreds of live televised Pac-12 sporting events, Pac-12 Networks subscribers will have access to their carrier's TV Everywhere platform, providing access to all Pac-12 Networks programming on any device through their broadband service.



### Beaver Sports Talk

For 30 weeks during the academic year, Beaver Sports Talk, hosted by the voice of OSU baseball, Mike Parker, features the best in Oregon State athletics. The hour-long call in show airs from 7-8 p.m. Tuesday nights from McMinnamin across the street from the OSU campus.

Head coach Pat Casey will appear on the show during baseball season, as will as the team's players.

### Internet Audio/Video

Beaver Nation Online will stream audio of every baseball game, home and away, live over the internet on either Beaver Nation Online ([osubeavers.com](http://osubeavers.com)).

Beaver Nation Online, the subscription-based site within [osubeavers.com](http://osubeavers.com), offers exclusive interviews, highlights, webcasts and special features from Beaver coaches and players during the year.

The online home of Oregon State Athletics, [osubeavers.com](http://osubeavers.com), will also be the place to find live stats for all home games.

### Social Networking

Oregon State Athletics has embraced social networking and now offers fans of Beaver Nation to follow on Facebook, YouTube, Twitter and Instagram.

Facebook is a free-access social networking website. Users can join networks organized by city, workplace, school, and region to connect and interact with other people. People can also add friends and send them messages, and update their personal profiles to notify friends about themselves.

Join Beaver Nation as it supports the Beavers via Facebook — <http://www.facebook.com/OregonStateBeavers> and <http://www.facebook.com/OregonStateBaseball>.

YouTube is a free video sharing website on which users can upload and share videos.

View the latest highlights and interviews of OSU's athletes and coaches at <http://www.youtube.com/osubeaversathletics>.

Twitter is a free social networking and micro-blogging service that enables its users to send and read each others' updates, known as tweets. Tweets are text-based




[Twitter.com/Beaver\\_Baseball](http://Twitter.com/Beaver_Baseball)



[Facebook.com/OregonStateBaseball](http://Facebook.com/OregonStateBaseball)



[YouTube.com/OSUBeaversAthletics](http://YouTube.com/OSUBeaversAthletics)



[Instagram.com/BeaverBaseball](http://Instagram.com/BeaverBaseball)

posts of up to 140 characters, displayed on the author's profile page and delivered to other users - known as followers - who have subscribed to them.

Follow the Beavers via Twitter for the most up-to-date information on OSU Baseball — [http://twitter.com/beaver\\_baseball](http://twitter.com/beaver_baseball).

The baseball Twitter is the place to go for updated gameday information, score updates and other news items for one of the Pac-12's most popular programs.

The newest social media aspect of Oregon State baseball is instagram. To view photos of the team throughout the season and offseason, follow through instagram at [instagram.com/beaverbaseball](http://instagram.com/beaverbaseball).



### MIKE PARKER

*Play-By-Play*

Mike Parker is entering his 15th season calling OSU football, men's basketball and baseball action and has been behind the microphone for some of the school's crowning achievements on the athletic fields.

The "Voice of the Beavers" is a 1982 graduate of the University of Oregon with a bachelor's degree in rhetoric and communications. His broadcasting career includes play-by-play for football, basketball and baseball for high school sports in Oregon, beginning in 1977. He was the voice of the Eugene Emeralds (1983-86) minor league baseball club and the Oregon women's basketball program (1983-87). He also was the play-by-play voice of the AAA Portland Beavers from 1987-92.

Parker hosted a show on all-sports KFXR Radio from 1990-95 before moving to KEX Radio as host of Sportsline and the Fifth Quarter program following Portland Trail Blazers games. Parker has been named the Oregon Sports-caster of the Year six times, including in 2008. Mike and his wife Missy have two daughters, Lydia and Ellie.





Local Print Media

Table with 7 columns: OUTLET, MAILING ADDRESS, CITY, PHONE, CONTACT, EMAIL, WEBSITE. Lists local print media outlets like Associated Press, Bend Bulletin, and The Oregonian.

National Print Media

Table with 7 columns: OUTLET, MAILING ADDRESS, CITY, PHONE, CONTACT, EMAIL, WEBSITE. Lists national print media outlets like Baseball America and Perfect Game.

Radio Media

Table with 7 columns: OUTLET, MAILING ADDRESS, CITY, PHONE, CONTACT, EMAIL, WEBSITE. Lists radio media outlets like Beaver Sports Network and KFXJ.

Television Media

Table with 7 columns: OUTLET, MAILING ADDRESS, CITY, PHONE, CONTACT, EMAIL, WEBSITE. Lists television media outlets like KVAL (CBS) and KATU (ABC).





**2014 Opponent Information**

Team	Head Coach	Conference	2013 Rec.	2013 Conf.	Ballpark (Capacity)
Arizona	Andy Lopez	Pac-12	34-21	15-15 (T-6th)	Hi Corbett Field (8,665)
Arizona State	Tim Esmay	Pac-12	37-22	16-14 (T-4th)	Packard Stadium (4,000)
California	David Esquer	Pac-12	23-31	10-20 (T-8th)	Evans Diamond (2,500)
Gonzaga	Mark Machtolf	West Coast	32-21	18-6 (1st)	Washington Trust Field (2,300)
Indiana	Tracy Smith	Big Ten	49-16	17-7 (1st)	Bart Kaufman Field (2,500)
Michigan State	Jake Boss, Jr.	Big Ten	33-17	12-9 (7th)	McLane Baseball Stadium (2,500)
Nebraska	Darin Erstad	Big Ten	29-30	15-9 (T-2nd)	Haymarket Park (8,419)
Northern Illinois	Ed Mathey	Mid-American	22-34	16-11 (1st West)	Ralph McKinzie Field (1,500)
Ohio State	Greg Beals	Big Ten	35-23	15-9 (T-2nd)	Bill Davis Stadium (4,450)
Oregon	George Horton	Pac-12	48-16	22-8 (2nd)	PK Park (3,717)
Pacific	Ed Sprague	West Coast	15-39	7-20 (9th)	Klein Family Field (2,500)
Portland	Chris Sperry	West Coast	18-36	8-16 (8th)	Joe Etzel Field (1,500)
Sacramento State	Reggie Christiansen	Western Athletic	34-25	14-13 (5th)	John Smith Field (1,200)
Seattle	Donny Harrel	Western Athletic	21-33	10-16 (9th)	Bannerwood Park (N/A)
Stanford	Mark Marquess	Pac-12	32-22	16-14 (T-4th)	Sunken Diamond (2,113)
UCLA	John Savage	Pac-12	49-17	21-9 (3rd)	Jackie Robinson Stadium (1,250)
USC	Frank Cruz	Pac-12	20-36	10-20 (T-8th)	Dedeaux Field (1,800)
Utah	Bill Kinnenberg	Pac-12	21-31	7-23 (11th)	Spring Mobile Ballpark (15,500)
Washington	Lindsay Meggs	Pac-12	24-32	15-15 (T-6th)	Husky Ballpark (1,500)
Washington State	Donnie Marbut	Pac-12	23-32	9-21 (10th)	Bailey-Brayton Field (3,500)
Wright State	Greg Lovelady	Horizon	25-30	9-12 (4th)	Nischwitz Stadium (750)

**2014 Sports Information Directory**

Team	Contact	Office	Email	Web Site
Arizona	Blair Willis	(520) 621-4163	bmw23@email.arizona.edu	arizonaathletics.com
Arizona State	Thomas Lennenberg	(480) 965-6594	thomas.lennenberg@asu.edu	thesundevils.com
California	Scott Ball	(510) 643-1741	sball@berkeley.edu	calbears.com
Gonzaga	Justin Trujillo	(509) 323-4227	trujillo@athletics.gonzaga.edu	gozags.com
Indiana	Kyle Kuhlman	(812) 855-4770	kkuhlman@indiana.edu	iuhoosiers.com
Michigan State	Jeff Barnes	(517) 355-2271	jbarnes@ath.msu.edu	msuspartans.com
Nebraska	Jeremy Foote	(402) 472-2263	jfoote@huskers.com	huskers.com
Northern Illinois	Matt Scheerer	(815) 753-1708	mscheerer@niu.edu	niuhuskies.com
Ohio State	Brett Rybak	(614) 292-1112	rybak.13@osu.edu	ohiostatebuckeyes.com
Oregon	Todd Miles	(541) 346-0692	tmiles@uoregon.edu	goducks.com
Pacific	Ben Laskey	(209) 946-2730	blaskey@pacific.edu	pacifictigers.com
Portland	Adam Linnman	(503) 943-7731	linnman@up.edu	portlandpilots.com
Sacramento State	Andrew Tomsy	(916) 278-6896	tomsy@csus.edu	hornetsports.com
Seattle	Jason Behenna	(206) 296-5915	behennaj@seattleu.edu	goseattleu.com
Stanford	Alan George	(650) 725-2959	alan.george@stanford.edu	gostanford.com
UCLA	Mike Leary	(310) 206-6831	mleary@athletics.ucla.edu	uclabruins.com
USC	Rachel Caton	(213) 740-3809	rcaton@usc.edu	usctrojans.com
Utah	Brooke Frederickson	(801) 581-8302	BFrederickson@huntsman.utah.edu	utahutes.com
Washington	Jeff Bechtold	(206) 543-2230	bechtold@u.washington.edu	gohuskies.com
Washington State	Craig Lawson	(509) 335-0265	craigl@wsu.edu	wsucougars.com
Wright State	Matt Zircher	(937) 775-2771	matt.zircher@wright.edu	wsuraiders.com



**2006 & 2007 NATIONAL CHAMPIONS**

**5 College World Series Appearances:** 1952, 2005, 2006, 2007, 2013 | **5 NCAA Super Regional Appearances:** 2005, 2006, 2007, 2011, 2013

**14 NCAA Regional Appearances:** 1952, 1962, 1963, 1983, 1985, 1986, 2005, 2006, 2007, 2009, 2010, 2011, 2012, 2013





**The College World Series**

- Oregon State has made a habit of becoming visitors to Omaha, the site of the College World Series. The Beavers made three consecutive trips to Rosenblatt Stadium from 2005-2007 and have been to the College World Series five times after their inaugural trip in 1952. The Beavers' most recent trip to Omaha came in 2013.
- Oregon State became just the fifth team in NCAA history to win consecutive titles when winning championships in 2006 and 2007. The Beavers were the first team in a decade to accomplish the feat and the first from the then-Pac-10 in almost 20 years.
- Oregon State is just the fifth team currently in the Pac-12 to reach the College World Series in three consecutive seasons.
- The Beavers became just the sixth league club to win the World Series by sweeping its entire way through Omaha. Oregon State went 5-0 in 2007, and trailed just one inning throughout the team's play in Omaha.
- A total of 26,887 fans came out to watch Oregon State's title-clinching 11-4 win over North Carolina in 2007. That total is the single-largest crowd to watch a championship series game in College World Series history. That series' championship game drew 25,012, the largest final game ever at Rosenblatt Stadium.
- In Oregon State's two championship seasons, the Beavers had 11 players named to the College World Series All-Tournament Team. That tied a Pac-10 record for most players over a two-year span.

**Coaching Success**

- Current head coach Pat Casey is one of many of Oregon State's successful head coaches. Casey is in his 20th season as head coach of the Beavers and enters the season with a program-record 670 victories, which places him in the top 13 in league history.
- Jack Riley, Casey's predecessor at Oregon State, previously held the school's record with 613 victories over a 22-year span. He won five titles with the Beavers during his tenure and posted 274 victories in Pac-10 play for a .731 winning percentage.


- Ralph Coleman spent 35 seasons in the Oregon State dugout through three different coaching stints. Until Riley overtook him, Coleman was the program's leader with 561 victories, including 279 against Pac-10 clubs. He won 10 conference titles during his 35-year tenure. Coleman still holds the school's record for career winning percentage at .640.
- All three historical coaches for the Beavers are ranked in the top 20 in Pac-12 coaching history. Casey is 13th all-time in victories, while Coleman is 17th and Riley is 12th.
- After winning two straight titles, Casey was recognized nationally. In 2006 and 2007, he won National Coach of the Year honors by various organizations.
- Coaching success doesn't just rest upon Oregon State head coaches. Three former Oregon State assistant coaches were named head coaches at their respective universities in 2008. Dan Spencer took over head coaching duties at Texas Tech while Gary Henderson was named the head coach at Kentucky. Donny Harrell was named the head coach at Seattle, which started play at the D-I level in 2010.
- Oregon State has three fine assistant coaches who will be in the dugout this season. Pat Bailey is in his seventh season as an Oregon State assistant. He has also tasted a national title after leading nearby George Fox to a Division III title in 2004.
- Pitching coach Nate Yeskie is in his sixth season with the Beavers. Oregon State's team ERA dropped nearly a run and a half in Yeskie's first season with OSU, and has been below 4.00 in four of his five years, including a school-record mark of 2.28 in 2013. Sam Gaviglio, Matt Boyd, Andrew Moore and Jace Fry have all earned Freshman All-America honors under Yeskie. Boyd, Moore and Gaviglio have been named All-Americans during Yeskie's tenure.
- Andy Jenkins is back for his third season with the Beavers and the second as an assistant coach. Jenkins played on the Beavers' 2005 Pac-10 championship club and spent seven seasons in the Minor Leagues, reaching the Triple-A level in both 2009 and 2010.

**Beavers In The Draft**

- Oregon State has seen 32 players drafted over the past five seasons. Over the past 10 seasons, that number balloons to 66.
- In 2006, the Beavers had nine players chosen by Major League clubs, a single-year record.
- In 2007, Oregon State accomplished another first. Eddie Kunz and Mitch Canham were both selected in the first round, marking the first time two Beavers went in the draft's initial round in the same season.
- Under head coach Pat Casey, 34 players have been selected in the draft's top nine rounds. Of those 34 selections, 32 signed professional contracts and 15 are still playing with an affiliated organization at the conclusion of the 2013 season.
- Six different Beavers have been selected in the first round of the draft, including Steve Lyons in 1981, Mike Thurman in 1994 and Jacoby Ellsbury in 2005. Lyons had a long Major League career, seeing time for four Major League organizations in nine seasons. Thurman played six seasons for Montreal and the New York Yankees and Ellsbury completed his first full MLB season in 2008.

**Professional Beavers**

- In 2013, six different former Oregon State players saw time with Major League clubs. Overall, the Beavers have had 26 players play at the game's highest level. And with 32 MLB selections the past five seasons, Oregon State is expecting to see more Major League debuts the next few seasons.
- Jacoby Ellsbury became Oregon State's first alum to win a World Series when he and the Boston Red Sox swept Colorado in 2007. Ellsbury, a rookie that season, batted .438 with four doubles and a stolen base in the series. Ellsbury recently set Boston's single-season stolen base record with 70 in 2009.
- Brian Barden was named the National League's Rookie of the Month for April of 2009. He was joined as NL Rookies of the Month when Darwin Barney (Chicago Cubs) was given the honor in April of 2011.
- Both Ellsbury (2011) and Barney (2012)



The Beavers celebrated their second consecutive national title in 2007



Jacoby Ellsbury signed with the New York Yankees in the offseason



have claimed Rawlings Gold Glove Awards during their tenures at the MLB level.


- Barden became Oregon State's first Olympian in 2008 and helped guide Team USA to a bronze medal the Beijing Olympics. Barden had made his Major League debut with Arizona in 2007 and also saw action with St. Louis and Florida through the end of the 2010 season.
- Seventeen former Beavers have competed in the prestigious Arizona Fall League. It's usually reserved for some of the game's top MLB prospects. Stefen Romero, Andrew Susac, Tyler Waldron, Sam Gaviglio and Kraig Sitton played in the AFL in 2013.

#### All-Americans

- Oregon State has a proud history of having players recognized nationally with All-American honors. Twenty-three different Beavers have earned All-American honors.
- Of those 23 players, five have earned All-American status in two different seasons. Those players are Jay Dean in 1954 and 1955, Cecil Ira in 1962 and 1963, Dallas Buck and Jonah Nickerson in 2005 and 2006 and Michael Conforto in 2012 and 2013.
- Oregon State has seen a spike in All-Americans since Pat Casey took the helm in 1995. Under Casey, the Beavers have had 13 All-Americans, most recently with Michael Conforto, Andrew Moore and Matt Boyd, who were all honored at the conclusion of the 2013 season.

#### Oregon State And Team USA

- Oregon State has begun a new tradition. Over the last eight seasons, the Beavers have had their first Olympian and seven other players who have been named to the Team USA National Team.
- In 2008, Brian Barden played in eight of Team USA's nine games in Beijing as the



Kevin Gunderson was an All-American in 2006

Red, White and Blue took home the bronze medal.

- In 2005, teammates Kevin Gunderson and Jonah Nickerson became the first Beavers to play for the USA National Team.
- Darwin Barney became the third Beaver to play for Team USA in 2006.
- In 2008, Kevin Rhoderick became the fourth Oregon State player to earn a spot on the national team.
- Matt Boyd competed for the Collegiate National Team in 2011.
- Dan Child and Michael Conforto played for the Collegiate National Team in 2012. The club toured Cuba and The Netherlands.
- Conforto became the first Oregon State player to compete for the National Team twice when he was on the 2013 roster. He led Team USA with three home runs and helped the club to a five-game sweep of Cuba.

#### One Of The Nation's Finest Ballparks

- That can certainly be the title bestowed upon Goss Stadium at Coleman Field as the venerable facility underwent an expansion during the 2008 season.
- Oregon State has played on its home site since 1907, the program's first year. And in 2009, Goss Stadium was expanded to its current state.
- The ballpark now has 2,798 permanent seats and capacity can reach nearly 3,300 when temporary outfield seating is installed.
- The Beavers' most historic season at the stadium came in 2013 when Oregon State averaged a program-best 2,676 fans per home game. OSU went 27-5 as more than 82,000 fans came through the turnstiles.
- New features to the ballpark include the Omaha Room, a club level down the right field line, and a new player's lounge adjacent to the third base dugout. The Beavers also installed a Hall of Fame Room and Academic Room, both of which are located underneath the club level.
- Oregon State is one of just a few Pac-12 teams to have a videoboard and the Beavers were the first to install one, doing so in 2007.

#### On The Road

- Oregon State regularly plays to a big fan base wherever it travels. That was never more evident when Oregon State and Oregon set a Pac-12 Conference record with a crowd of 15,540 during the Civil War at PGE Park in 2009. The third game of the series subsequently drew 13,709, for a total of 29,249 over the two games.

#### Media Exposure

- Oregon State is one of the most media friendly teams in the nation and is regularly covered by a number of newspapers, television stations and radio stations.
- Oregon State has been the center of fea-



Darwin Barney played for Team USA in 2006

tures by *Baseball America*, *USA Today*, *Collegiate Baseball* and many other national publications over the last few years.

- Oregon State will enjoy the Pac-12 Networks for the second year in 2014. The Pac-12 Networks broadcast solely Pac-12 sporting events across the nation.
- The Beavers enjoy one of the best radio packages on the West Coast. Every game this season is scheduled to air live on the Beaver Sports Network and online on Beaver Nation Online.
- In 2008, the Beavers, through the then-Pac-10, appeared on XM Radio three times during the season to reach a national audience.

#### The Pac-12 Conference

- Oregon State calls the Pac-12 Conference home and has so at various points since the 1916 season. The Beavers joined the conference for good in 1946.
- The Pac-12 is called the "Conference of Champions" for a reason. Arguably the nation's top collegiate baseball conference, it holds the national record with 28 national titles. That is 17 titles more than the second-place conference, the Big 12, which last won a title in 2005.
- At least one Pac-12 Conference team has appeared in the national title game or series in nine of the last 16 seasons.
- There have been 64 College World Series tournaments and Pac-12 clubs have finished first or second 43 times.
- At least one Pac-12 team has advanced to the College World Series in every season dating back to 1997.
- Pac-12 clubs have won 250 games all-time at the College World Series. The Pac-12 is the only conference to have won more than 170 games at the World Series.
- Seven of the Pac-12's 11 current baseball teams have won at least two national titles. USC leads the nation with 12, although the Trojans have not been national champions since the 1998 season.





# GOSS STADIUM AT COLEMAN FIELD

*One Of The Nation's Finest Ballparks*

Goss Stadium at Coleman Field, which has stood on the Oregon State campus since 1907, is now the oldest continuous ballpark in the nation. The Beavers have played at the site of Goss Stadium since the program began play more than 100 years ago.

The stadium itself has undergone numerous changes - including multiple renovations and expansions - but the playing field itself has stood in place since day one.

And just like day one, Goss, formerly known just as Coleman Field, has hosted games in front of one of the best fanbases in the nation.

Goss Stadium saw perhaps its most historic season in 2013. Oregon State fans poured through the turnstiles in record numbers as the Beavers averaged 2,676 per game, or just more than 82,000 overall.

And for good reason as Beaver Nation came to see one of the best seasons in school history. The Beavers went 27-5 at Goss Stadium in 2013, tying a school record for most wins at home in a single season.

Oregon State is 1,110-468-1 at home since opening play in 1907, a winning percentage of .703. Since Goss' 1999 renovation, the Beavers are an astounding 263-115 (.696).

The Beavers have utilized the home field advantage in the last nine seasons, in which Oregon State has gone to Omaha four times. Since 2005, OSU is 190-57 (.769). In the four years it has gone to Omaha over that stretch, the Beavers are an incredible 97-21 (.822).

In 2012, the Beavers went 18-6 at home and averaged nearly 2,000 fans as the club posted its fifth 40-win season in school history.

That continued the trend of packing the park and watching the Beavers utilize Goss as one of the Pac-12 Conference's toughest venues for opposing clubs.

The team hosted its fourth NCAA Regional in 2011, and the support the club receives at its home diamond helped the Beavers to an NCAA Super Regional appearance.

Nearly 69,000 fans attended games at Goss Stadium in 2011, an average of 2,285 per, setting school records - at the time - for a single season. Oregon State went 23-7 at home, just the fifth time in program history the Beavers won 20 or more.

A project spearheaded by head coach Pat Casey expanded the stadium prior to the 2009 season and gave the ballpark a facelift. Nearly 1,000 seats were added down the left and right field lines, enabling more Oregon State fans to witness one of the top programs in the nation.

The seating addition is far from the only change fans saw beginning that year. A stadium suite, called the Omaha Room, looms over right field with seating for approximately 70. Modeled after the club level at football's Reser Stadium, it can also be used for team banquets and other various events.

Underneath the Omaha Room are two rooms -- an academic room and a Hall of Fame room. The academic room and Hall of Fame area are utilized to celebrate the fine history at Oregon State and to allow its current student-athletes the chance to excel in the classroom.

Last, but certainly not least, is a player's lounge located underneath the left field stands that gives Oregon State players the chance to relax before games and unwind afterwards.

The expansion completed a string of stadium upgrades as a video board located in right field was installed prior to the 2007 season. The board was the first of its kind in the then-Pacific-10 Conference and allows fans to watch replays and enjoy capabilities rivaled by Major





League stadiums.

Attendance has spiked at the campus park. Oregon State's last seven seasons at Goss Stadium have seen the best seven years for average attendance. Five of those seasons have seen the Beavers average better

The stadium's videoboard was the first of its kind in the Pacific-10 (now Pac-12) Conference. Located in right center field, it was a welcome addition to the historic ballpark. Fans have the opportunity to watch replays, catch game highlights from past Oregon State victories and keep

Opened.....	1907	OSU Record.....	1,110-468-1	First Game .....	April 12, 1907	Dimensions .....	8 ft. fences
Renovated.....	1999		.703	Salem High 4, Oregon State O			14 ft. in left field
	2009	Longest Win Streak....	24 games	First Night Game	April 26, 2002		330-365-400-365-330
Capacity.....	3,248		1951-52	Oregon State 3, Stanford 1			

than 2,000 fans per game, which ranks the team annually in the top 30 nationally for attendance. It is common to see the Beavers rank second in the Pac-12 and on the West Coast.

In each of the four seasons Oregon State has hosted a regional or super regional, each game, totaling 22 in all, surpassed the 2,000 mark in attendance. Also, the Beavers saw crowds of 3,000 or better in 16 of those 22 games.

Pat Casey, now in his 20th season at Oregon State, has especially taken advantage of Goss Stadium, using the fans' passions and his team's talents and turning them into wins. In his 19 previous seasons, Casey's clubs have posted a 327-131 (.714) mark at home. In 2005, Oregon State set a program record with 26 home wins. A year later, the Beavers set the record again, finishing with 27 wins at venerable Goss Stadium.

Casey, just one four coaches in the past 60 years at Oregon State, has seen two of the most significant stages of Goss Stadium. Previous to the 2009 expansion, in 1999, the park, then known just as Coleman Field, saw a major renovation. That renovation brought improved seating areas, a new press box and improved locker rooms and dugouts.

Nine years later, and with the completion of the new seating areas, Casey and Oregon State fans unveiled a ballpark he had strived for since coming to Corvallis prior to the 1995 season.

Over the past 12 years, Goss Stadium saw other improvements. In the spring of 2002, lights were added to the ballpark, making night games a possibility. And prior to the 2007 season, a new scoreboard with video replay capabilities went up in right-center field. During that same period, the Beavers got a new playing surface in the infield as FieldTurf was installed. The outfield remains natural grass.

abreast of play in other conference games. As one of the few teams in the nation with a videoboard, the Beavers have the ability to provide a true gameday experience.

The park has an interesting history, to say the least.

When Oregon State began fielding a varsity baseball team in 1907, the school laid out a diamond on a lot just south of the main campus. A century later, that same site still serves as the home of the Beavers, making Goss Stadium at Coleman Field the oldest diamond in the Pac-12 Conference and the oldest college fields in the country.

Over the past century, the campus has grown around Goss Stadium at Coleman Field, making it one of the most picturesque settings in college baseball. The ballpark is a short walk down Waldo Place from the Memorial Union and OSU's central campus area, making it easy for students to stop by a game between classes.

The field is named for former Oregon State player and coach Ralph Coleman, who guided the Beavers for 35 seasons from 1923-66. The stadium is named for John and Eline Goss, whose major lead gift to the \$2.3-million fundraising effort made the project possible.

John Goss was an Oregon State track and field letterman in the 1930s. The naming of the stadium is also a memorial to his older brother, James Goss, an Oregon State graduate.

The Goss family made additional contributions to OSU toward endowed scholarships for student/athletes and other top academic students, including graduates of Portland's Grant High and members of the Beta Theta Pi fraternity.

The park is symmetrical, measuring 330 feet down the foul lines, 365 to the power alleys and 400 to center. The fence is 14 feet high from left

**2006 & 2007 NATIONAL CHAMPIONS**

**5 College World Series Appearances:** 1952, 2005, 2006, 2007, 2013 | **5 NCAA Super Regional Appearances:** 2005, 2006, 2007, 2011 2013

**14 NCAA Regional Appearances:** 1952, 1962, 1963, 1983, 1985, 1986, 2005, 2006, 2007, 2009, 2010, 2011, 2012, 2013



Goss Stadium Year-By-Year

Season-By-Season Records

Table with 4 columns: Year, W-L, Year, W-L. Lists season-by-season records from 1907 to 2013, including a 'Totals' row at the bottom.

Most Wins, Single-Season ..... 27 (2006, 2013)
Most Losses, Single-Season ..... 12 (1936, 2003)

Goss Stadium Firsts

Post 1999 Renovation

- Game.....USC 5, Oregon State 2 (3/12/99)
Pitch.....Mark Newell, Oregon State
Batter.....Seth Davidson, USC
Putout.....Troy Schader, Oregon State
Save.....Justin Lehr, USC
Hit.....Eric Munson, USC (1st inning single)
OSU Hit.....Corrie Willkie (1st inning double)
Home Run.....Davidson, USC (7th inning two-run)
OSU Home Run.....Bryan Ingram (8th inning solo)
Win.....Barry Zito, USC
OSU Win.....Mark Newell
3/17/99 vs. Portland

field to left-center, then eight feet high from left-center to right field.

The concrete, steel and brick structure has a press box, a lobby/concession area, rest-rooms, locker rooms, dugouts and storage areas. The stadium was designed to complement the architecture of the surrounding campus, and to evoke the aura of baseball's historic parks.

The first game after the addition of Goss Stadium to Coleman Field was on March 12, 1999, when defending national champion Southern California topped the Beavers 5-2. The stadium was dedicated on April 17, 1999 as OSU beat California 11-5 before a crowd of 1,246 and a national cable television audience.

The ballpark saw its first night game on April 26, 2002, as the Beavers beat fourth-ranked Stanford 3-1. A set of lights meeting professional Class Triple-A standards was installed that spring thanks to the generosity of longtime OSU boosters Bert and Shirley Babb.

Goss Stadium at Coleman Field has batting cages behind the left-field fence. When conditions call for indoor practice, the Beavers head for OSU's Truax Indoor Practice Facility, which opened in August, 2001. The team's players can also head to the McAlexander Fieldhouse, which was renovated in 2011 to provide the Beavers with two new batting cages that are available year-round. The Fieldhouse is located across a small parking lot beyond left field.

The addition of Goss Stadium to Coleman Field ended years of speculation over whether the Beavers would be able to remain playing baseball at their longtime home.

As Oregon State expanded, land near the center of campus became scarce and the school's master plan called for the site to eventually be turned over to academic uses.

In 1961, The Oregonian newspaper noted: "In the not-too-distant future, Oregon State baseball hopefuls won't have railroad tracks as a long-distance batting target. Coleman Field will eventually hold no basepaths, only buildings in this era of construction for higher education. Already one classroom building for this site is beyond the drawing board stage."

For over 30 years, that possibility prevented any major improvements to Coleman Field. Long-term plans for the OSU campus called for moving the baseball field southeast of the intersection of Western Boulevard and 26th Street.

In 1996, the baseball program explored building a press box and storage/concession building at Coleman Field. The possibility of building a stadium was also looked into, and that gradually became the goal of the baseball program and many Beaver boosters.

The generous donation from the Goss family was the key to a private fundraising effort in the late 1990s. The ballpark's name was amended to Goss Stadium at Coleman Field in their honor in 1999.

DID YOU KNOW?

Oregon State's Postseason Games At Goss Stadium

Table with 6 columns: Year, Opponent, Result, Year, Opponent, Result. Lists postseason games from 1952 to 2013.

\* Indicates Regional game
\*\* Indicates Super Regional game

Oregon State Postseason Results At Goss At A Glance

Overall: 23-4 (.851)
Regional Overall: 15-2 (.882)
Super Regional Overall: 8-2 (.800)





## Goss Stadium Facts & Figures

Stadium superlatives since the ballpark was renovated in 1999

### Superlatives

#### Miscellaneous

Most Games Won, Season	27 (2006 & 2013)
Longest Winning Streak, Season	12 games (2006)
Longest Losing Streak, Season	7 games (1999)
Highest Attendance, Season	82,985 (2013)
Highest Average Attendance, Season	2,676 (2013)
Longest Game, Time	6:23, vs. UCLA [16 inn.] (4/10/10)
Shortest Game, Time (9 inn.)	2:02, vs. UCLA (3/31/00)
Longest Game, Innings	16, vs. UCLA (4/10/10)

#### Batting

Most Runs, Season	244 (2006)
Most Runs, Game, Combined	40, vs. Washington (5/1/04)
Most Runs, Game, OSU	21, vs. Hawai'i-Hilo (4/14/02)
Most Runs, Game, Opponent	26, vs. Washington (5/1/04)
Most Hits, Season	329 (2005)
Most Hits, Game, Combined	41, vs. Washington (5/1/04)
Most Hits, Game, OSU	22, vs. St. John's, (6/5/05)
Most Hits, Game, Opponent	24, vs. Washington (5/1/04)
Most Doubles, Season	70 (2010)
Most Doubles, Game, Combined	9-4x, last vs. UCLA (4/10/10)
Most Doubles, Game, OSU	8, vs. Hartford (3/5/11)
Most Doubles, Game, Opponent	7, vs. Stanford (4/28/02)
Most Triples, Season	13 (2002)
Most Triples, Game, Combined	4, vs. Portland (4/6/10)
Most Triples, Game, OSU	3-2x, last vs. Portland (4/6/10)
Most Triples, Game, Opponent	2-3x, last vs. Arizona (5/28/10)
Most Home Runs, Season	30 (2002)
Most Home Runs, Game, Combined	9, vs. California (3/30/03)
Most Home Runs, Game, OSU	7, vs. Washington (3/7/01)
Most Home Runs, Game, Opponent	5-4x, last vs. Stanford (4/14/04)
Most Stolen Bases, Season	54 (2005)
Most Stolen Bases, Game, Combined	8-2x, last: vs. Hartford (3/6/11)
Most Stolen Bases, Game, OSU	8, vs. Hartford (3/6/11)
Most Stolen Bases, Game, Opponent	5, vs. Arizona State (5/12/03)
Most Walks, Season	165 (2006)
Most Walks, Game, Combined	18, vs. Arizona State (3/24/13)
Most Walks, Game, OSU	12-4x, last vs. Arkansas-PB (4/13/08)
Most Walks, Game, Opponent	10-3x, last vs. Oklahoma (3/11/12)

#### Pitching

Most Shutouts, Season	6 (2013)
Most Saves, Season	11 (2005, 2006)
Fewest Hits Allowed, Season	155 (2009)
Fewest Runs Allowed, Season	74 (2007)
Most Strikeouts, Season	250 (2010)
Most Strikeouts, Game, Combined	32, vs. UCLA (4/10/10)
Most Strikeouts, Game, OSU	16, vs. Arizona (5/29/10)
Most Strikeouts, Game, Opponent	18-2x, last vs. UCLA (4/10/10)

#### Fielding

Most Errors, Season	39 (2001)
Fewest Errors, Season	13 (2007)
Most Errors, Game, Combined	13, vs. Portland (4/25/06)
Most Errors, Game, OSU	9, vs. Portland (4/25/06)
Most Errors, Game, Opponent	8, vs. USC (6/11/05)
Most Double Plays, Season	31 (2005)
Most Double Plays, Game, OSU	4-2x, last vs. Arizona (3/24/12)
Most Double Plays, Game, Opponent	4-3x, last: vs. Ark.-PB (4/15/12)

#### Oregon State Individual Game

Most Runs Scored	4-10x, last by Kavin Keyes vs. Kansas State (6/9/13)
Most Hits	5-4x, last by Tyler Graham vs. Stanford (6/11/06)
Most Doubles	3-4x, last by Cole Gillespie vs. Kansas (6/3/06)
Most Triples	2, Adalberto Santos vs. Portland (4/6/10)
Most Home Runs	2-11x, last by Michael Conforto vs. Bryant (3/3/13)
Most Stolen Bases	3, Eric Stark vs. Portland (4/25/00)
Most Walks	5, Jake Rodriguez vs. Bryant (3/3/13)
Most Strikeouts Thrown	14, Thad Johnson vs. California (4/6/01)
Most Runs Allowed	10-2x, last by Ben Rowe vs. Arizona (3/28/02)
Most Errors	3-2x, last by Darwin Barney vs. Arizona State (5/20/07)

### Top Attendance Marks

Date	Opponent	Crowd
1. 6/9/13	Kansas State ^^	3,602
2. 6/8/13	Kansas State ^^	3,574
3. 6/10/13	Kansas State ^^	3,564
4. 6/1/13	UC Santa Barbara ^	3,535
5. 5/25/13	Washington State	3,417
6. 6/2/13	Texas A&M ^	3,362
7. 6/10/07	Michigan ^^	3,284
8. 5/31/13	UTSA ^	3,222
9. 6/11/06	Stanford ^^	3,194
10. 5/13/13	California	3,180
11. 6/11/07	Michigan ^^	3,178
12. 6/10/06	Stanford ^^	3,173
13. 5/1/09	Arizona State	3,129
14. 4/11/09	USC	3,119
15. 4/27/13	USC	3,103
6/4/11	Creighton ^	3,103

^ indicates NCAA Regional game

^^ indicates NCAA Super Regional game

### Average Attendance

Year	Dates	Total	Average
1. 2013	31	82,985	2,676
2. 2011	30	68,558	2,285
3. 2009	22	48,805	2,218
4. 2010	31	64,792	2,090
5. 2007	23	46,127	2,005
6. 2008	21	39,898	1,899
7. 2012	24	44,327	1,846
8. 2006	30	49,285	1,642
9. 2005	28	41,577	1,484
10. 2004	19	21,707	1,142
11. 2002	26	20,791	799
12. 1999	15	10,085	672
13. 2003	19	12,691	667
14. 2000	22	13,457	611
15. 2001	24	13,050	543
<b>Totals</b>	<b>365</b>	<b>578,135</b>	<b>1,584</b>

### Home Runs By Year

Year	GP	OSU	Opp.	Total
1999	15	21	33	54
2000	23	26	25	51
2001	25	28	12	40
2002	27	30	25	55
2003	21	22	22	44
2004	20	23	32	55
2005	31	24	15	39
2006	31	17	14	31
2007	24	17	17	34
2008	21	12	15	27
2009	22	12	11	23
2010	32	29	12	41
2011	30	16	11	27
2012	24	13	7	20
2013	32	21	8	29
<b>Totals</b>	<b>378</b>	<b>311</b>	<b>259</b>	<b>570</b>

#### 2006 & 2007 NATIONAL CHAMPIONS

5 College World Series Appearances: 1952, 2005, 2006, 2007, 2013 | 5 NCAA Super Regional Appearances: 2005, 2006, 2007, 2011, 2013

14 NCAA Regional Appearances: 1952, 1962, 1963, 1983, 1985, 1986, 2005, 2006, 2007, 2009, 2010, 2011, 2012, 2013



Coaches And Support Staff

5 Pat Casey ..... Head Coach (20th year)  
27 Pat Bailey ..... Assistant Coach (7th year)  
2 Andy Jenkins ..... Assistant Coach (3rd year)  
21 Nate Yeskie ..... Assistant Coach (6th year)  
Aaron Mathews..... Undergraduate Assistant Coach  
Dallas Buck..... Undergraduate Assistant Coach  
Dylan Jones ..... Undergraduate Assistant Coach

Ron Northcutt..... Director of Operations  
Patrick McLaughlin..... Assistant Director of Operations  
Josh Therrien ..... Athletic Trainer  
Chris Anderson ..... Strength & Conditioning Coach  
Peyton Gastellum..... Manager  
Zach Gray ..... Manager  
Garret Holaday ..... Manager  
Randy Le..... Manager  
Brian Richardson..... Manager

Table with 9 columns: No., Pitchers (18), Pos., B/T, Yr., Ht., Wt., Hometown, Previous School. Lists 45 pitchers with their stats and backgrounds.

Table with 9 columns: No., Catchers (3), Pos., B/T, Yr., Ht., Wt., Hometown, Previous School. Lists 3 catchers with their stats and backgrounds.

Table with 9 columns: No., Infielders (11), Pos., B/T, Yr., Ht., Wt., Hometown, Previous School. Lists 11 infielders with their stats and backgrounds.

Table with 9 columns: No., Outfielders (9), Pos., B/T, Yr., Ht., Wt., Hometown, Previous School. Lists 9 outfielders with their stats and backgrounds.

Pronunciation Guide

Clay Bauer ..... Bow-ER  
Jerad Casper ..... Jared  
Michael Conforto ..... Con-fort-o

Max Engelbrekt ..... Engul-breck  
Kavin Keyes ..... Kize  
John Pomeroy ..... p-AH-m-er-OY  
Zack Reser ..... Ree-Sir  
Nick Rulli ..... Roo-lee

Josh Therrien ..... Their-EE-en  
Nate Yeskie ..... Yes-KEY





## 2014 Numerical Roster

No.	Name	Pos.
1	Andy Peterson	IF
2	Andy Jenkins	Asst.
3	Kavin Keyes	IF
4	Tyler Mildenberg	IF
5	Pat Casey	HC
6	Nate Esposito	C
7	Trevor Morrison	IF
8	Michael Conforto	OF
9	Ben Wetzler	LHP
10	Dylan Davis	RHP/OF
11	Jace Fry	LHP
12	Nick Rulli	OF
13	Dan James	IF
14	Caleb Hamilton	IF
15	Jerad Casper	IF
16	Gabe Clark	IF/OF
17	Mak Fox	LHP
18	Brandon Jackson	RHP
19	Billy King	IF/OF
20	Zane Yanzick	OF
21	Nate Yeskie	Asst.
22	Chandler Eden	RHP
23	Andrew Moore	RHP
24	Scott Schultz	RHP
25	Tyler Painton	LHP/IF
26	Trent Shelton	LHP
27	Pat Bailey	Asoc.
28	Dillon Ness	IF
29	Clay Bauer	RHP
30	Michael Howard	OF/LHP
31	Kevin Flemer	RHP
33	Logan Ice	C
34	Max Engelbrekt	LHP
35	John Pomeroy	RHP
36	Hunter Jarmon	OF
38	Zack Reser	LHP
39	John Carroll	OF
40	Jeff Hendrix	OF
41	Caylen Clardy	OF
43	Reza Aleaziz	RHP
44	Jake Thompson	RHP
45	Austin Woodward	RHP
48	Philip Belding	RHP
55	Mason Fishback	C
56	Logan Frandsen	OF

## 2014 Roster Breakdown

### By State/Country/Hometown

<b>Arizona</b>	<b>1</b>
Prescott	Michael Howard
<b>California</b>	<b>12</b>
Bakersfield	Tyler Painton
El Cerrito	Kevin Flemer
Granite Bay	Nate Esposito
Huntington Beach	Tyler Mildenberg
La Palma	Andy Peterson
Lafayette	Trent Shelton
Livermore	Clay Bauer
Orange	Dan James
Rancho Cucamonga	Mason Fishback
Riverside	Gabe Clark
Walnut Creek	Logan Frandsen
Yuba City	Chandler Eden
<b>Montana</b>	<b>1</b>
Billings	Dillon Ness
<b>New Zealand</b>	<b>1</b>
Auckland	Mak Fox
<b>Oregon</b>	<b>14</b>
Beaverton	Reza Aleaziz
	Philip Belding
	Caylen Clardy
	Jace Fry
	Zack Reser
	Zane Yanzick
Bend	John Carroll
Clackamas	Ben Wetzler
Corvallis	Jeff Hendrix
Eugene	Andrew Moore
Florence	Jake Thompson
Lake Oswego	Nick Rulli
Roseburg	Brandon Jackson
Union	Austin Woodward
<b>Texas</b>	<b>1</b>
Waco	Hunter Jarmon
<b>Utah</b>	<b>1</b>
Sandy	Kavin Keyes
<b>Washington</b>	<b>10</b>
Anacortes	Billy King
Bothell	Trevor Morrison
Gig Harbor	Scott Schultz
Maple Valley	Jerad Casper
Mossyrock	John Pomeroy
Puyallup	Logan Ice
Redmond	Dylan Davis
Seattle	Max Engelbrekt
Woodinville	Michael Conforto
	Caleb Hamilton

### By Experience

<b>Three Letters</b>	<b>3</b>
Kavin Keyes	Infielder
Scott Schultz	Pitcher
Ben Wetzler	Pitcher
<b>Two Letters</b>	<b>6</b>
Michael Conforto	Outfielder
Dylan Davis	Outfielder
Nate Esposito	Catcher
Jace Fry	Pitcher
Zack Reser	Pitcher
Nick Rulli	Outfielder
<b>One Letter</b>	<b>10</b>
Clay Bauer	Pitcher
Jerad Casper	Infielder
Gabe Clark	Infielder
Max Engelbrekt	Pitcher
Jeff Hendrix	Outfielder
Brandon Jackson	Pitcher
Tyler Painton	Pitcher
Andy Peterson	Infielder
Zane Yanzick	Outfielder
Andrew Moore	Pitcher
<b>Transfer</b>	<b>4</b>
Philip Belding	Pitcher
Caylen Clardy	Infielder
Michael Howard	Outfielder
Dillon Ness	Infielder
Austin Woodward	Pitcher
<b>Redshirt</b>	<b>1</b>
Logan Frandsen	Outfielder
<b>High School</b>	<b>16</b>
Reza Aleaziz	Pitcher
John Carroll	Outfielder
Chandler Eden	Pitcher
Mason Fishback	Catcher
Kevin Flemer	Pitcher
Mak Fox	Pitcher
Caleb Hamilton	Infielder
Logan Ice	Catcher
Dan James	Infielder
Hunter Jarmon	Outfielder
Billy King	Infielder
Tyler Mildenberg	Infielder
Trevor Morrison	Infielder
John Pomeroy	Pitcher
Trent Shelton	Pitcher
Jake Thompson	Pitcher

### By Class

<b>Senior</b>	<b>8</b>
Pitchers	4
Position Players	4
<b>Junior</b>	<b>11</b>
Pitchers	5
Position Players	6
<b>Sophomore</b>	<b>5</b>
Pitchers	2
Position Players	3
<b>Freshman</b>	<b>17</b>
Pitchers	7
Position Players	10

### Batting

Right	24
Left	15
Switch	2

## Current Beavers Selected In MLB Draft

Player	Pos.	Year	Rd.	Team
Clay Bauer	RHP	2011	48	Colorado Rockies
Chandler Eden	RHP	2013	36	Miami Marlins
Nate Esposito	C	2011	46	Oakland Athletics
Jace Fry	LHP	2011	9	Oakland Athletics
Caleb Hamilton	IF	2013	38	Washington Nationals
Michael Howard	OF/LHP	2011	21	Minnesota Twins
Trevor Morrison	IF	2013	36	Boston Red Sox
Tyler Painton	LHP	2010	12	Toronto Blue Jays
Scott Schultz	RHP	2013	17	Miami Marlins
Jake Thompson	RHP	2013	34	Chicago Cubs
Ben Wetzler	LHP	2010	15	Cleveland Indians
Ben Wetzler	LHP	2013	5	Philadelphia Phillies




**Reza Aleaziz**  
Fr. • RHP  
R/R • 6'4" • 222  
Beaverton, Ore.



**Clay Bauer**  
Sr. • RHP  
R/R • 6'6" • 209  
Livermore, Calif.




**Philip Belding**  
Jr. • RHP  
R/R • 6'2" • 183  
Beaverton, Ore.




**John Carroll**  
Fr. • OF  
R/R • 6'2" • 195  
Bend, Ore.




**Jerad Casper**  
Sr. • IF  
R/R • 6'0" • 205  
Maple Valley,  
Wash.



**Caylen Clardy**  
So. • IF/OF  
R/R • 5'10" • 190  
Beaverton, Ore.



**Gabe Clark**  
So. • IF  
R/R • 6'0" • 214  
Riverside, Calif.



**Michael Conforto**  
Jr. • OF  
L/R • 6'2" • 217  
Woodinville,  
Wash.




**Dylan Davis**  
Jr. • OF/RHP  
R/R • 6'0" • 215  
Redmond, Wash.



**Chandler Eden**  
Fr. • RHP  
R/R • 6'4" • 175  
Yuba City, Calif.



**Max Engelbrekt**  
So. • LHP  
L/L • 6'3" • 195  
Seattle, Wash.




**Nate Esposito**  
Jr. • C  
R/R • 5'10" • 186  
Granite Bay, Calif.




**Mason Fishback**  
Fr. • C  
R/R • 5'11" • 178  
Rancho Cu-  
camonga, Calif.



**Kevin Flemer**  
Fr. • RHP  
R/R • 6'0" • 200  
El Cerrito, Calif.



**Mak Fox**  
Fr. • LHP  
L/L • 6'3" • 190  
Auckland, New  
Zealand



**Logan Frandsen**  
Rfr. • OF  
R/R • 6'0" • 197  
Walnut Creek,  
Calif.




**Jace Fry**  
Jr. • LHP  
L/L • 6'0" • 197  
Beaverton, Ore.



**Caleb Hamilton**  
Fr. • IF  
R/R • 5'11" • 179  
Woodinville,  
Wash.



**Jeff Hendrix**  
So. • OF  
L/R • 5'11" • 191  
Corvallis, Ore.



**Michael Howard**  
Jr. • OF/LHP  
L/L • 6'0" • 175  
Prescott, Ariz.



**Logan Ice**  
Fr. • C  
S/R • 5'9" • 182  
Puyallup, Wash.



**Brandon Jackson**  
Sr. • RHP  
R/R • 6'0" • 184  
Roseburg, Ore.



**Dan James**  
Fr. • IF  
L/R • 5'11" • 185  
Orange, Calif.



**Hunter Jarmon**  
Fr. • OF  
R/R • 5'10" • 200  
Waco, Texas





**Kavin Keyes**  
Sr. • IF  
S/R • 5'11" • 193  
Sandy, Utah



**Billy King**  
Fr. • IF/OF  
L/L • 6'2" • 207  
Anacortes, Wash.




**Tyler Mildenberg**  
Fr. • IF  
L/R • 5'11" • 181  
Huntington  
Beach, Calif.



**Andrew Moore**  
So. • RHP  
R/R • 5'11" • 184  
Eugene, Ore.



**Trevor Morrison**  
Fr. • IF  
L/R • 5'11" • 173  
Bothell, Wash.



**Dillon Ness**  
Jr. • IF  
R/R • 5'9" • 179  
Billings, Mont.



**Tyler Painton**  
Jr. • LHP/IF  
L/L • 6'4" • 201  
Bakersfield, Calif.



**Andy Peterson**  
Sr. • IF  
R/R • 5'10" • 168  
La Palma, Calif.




**John Pomeroy**  
Fr. • RHP  
R/R • 6'5" • 210  
Mossyrock, Wash.



**Zach Reser**  
R.Jr. • LHP  
L/L • 6'1" • 204  
Beaverton, Ore.



**Nick Rulli**  
Sr. • OF  
R/R • 6'1" • 185  
Lake Oswego,  
Ore.



**Scott Schultz**  
Sr. • RHP  
R/R • 6'3" • 206  
Gig Harbor, Wash.



**Trent Shelton**  
Fr. • LHP  
L/L • 6'3" • 187  
Lafayette, Calif.



**Jake Thompson**  
Fr. • RHP  
R/R • 6'2" • 204  
Florence, Ore.



**Ben Wetzler**  
Sr. • LHP  
L/L • 6'1" • 195  
Clackamas, Ore.



**Austin Woodward**  
Jr. • RHP  
R/R • 6'2" • 202  
Union, Ore.



**Zane Yanzick**  
Jr. • OF  
R/R • 6'3" • 202  
Beaverton, Ore.



**Pat Casey**  
Head Coach  
20th Year



**Pat Bailey**  
Associate Head  
Coach  
7th Year



**Andy Jenkins**  
Assistant Coach  
3rd Year



**Nate Yeskie**  
Assistant Coach  
6th Year



Table with 5 columns: Date, Day, Opponent, Location, Time (PT). Lists baseball games from Feb. 14 to May 25, including opponents like Gonzaga, Nebraska, Pacific, Washington, Wright State, Portland, Northern Illinois, Arizona State, Stanford, Oregon, UCLA, and Washington.

Schedule Breakdown table with 2 columns: Category, Games. Includes monthly breakdown (Feb-May), Home/Road/Neutral, Day/Night, and Conference/Non-Conference details.

Dates and times subject to change
\* - Pac-12 Game
& - Raley Field, Sacramento, Calif.
# - Volcanoes Stadium, Keizer, Ore.
(1) - Tempe Tournament; Tempe, Ariz.
(2) - Aramark Pac-12/Big Ten Tournament; Surprise, Ariz.



## PAT CASEY

Head Coach • 20th Year  
670-389-4 (Oregon State)  
841-502-5 (26 years overall)  
#5  
George Fox, '90

Oregon State head coach Pat Casey completed his 19th season at the helm of the program in 2013 and helped the Beavers set a few records along the way.

The Beavers won 52 games in 2013, setting a school record, and advanced to their fourth College World Series under Casey, who took over the program prior to the 1995 season. The 2013 Beavers won 24 games in Pac-12 Conference play and had winning streaks of 15 and 12 games, respectively, to help the club advance to its eighth postseason in nine seasons.

Oregon State's 15 and 12-game win streaks marked the first year since 2007 the Beavers had two win streaks of 10 or more.

The Beavers won the Pac-12 Championship for the third time since the league unified prior to the 1999 season and set a conference record for most wins in league play. The team's .800 winning percentage (24-6) against conference foes marks the best percentage by any Pac-12 school since the 1999 league unification.

Now with 670 wins in his 19 seasons at Oregon State, Casey will need 19 victories in 2014 to surpass California's Bob Milano for the 10th-most wins all-time by a Pac-12 Conference coach.

Casey won his 614th career game on May 25, 2012, surpassing Jack Riley as the winningest coach in school history.

Casey's club finished the 2012 season with 40 wins as he and OSU won seven Pac-12 series, going 9-5 against Pac-12 foes who advanced to the postseason.

The Beavers have won 40 games seven times in school history, all occurring under Casey.

Casey guided the Beavers to 41 wins during the season in 2011, reaching the 30-win plateau for the 11th time in his 17 seasons in Corvallis.

In doing so, Casey guided the Beavers to their third regional host nomination since 2005, at the time.

He was named the 2011 Pacific-10 Conference Coach of the Year for the third time, previously reaching the accomplishment in 2005 and 2006. He has since picked up his fourth conference coach of the year honor, in 2013.

Casey has guided Oregon State to two national championships and three conference titles. He has won an outstanding 42 games in the postseason, which accounts for better than 85 percent of the program's all-time NCAA wins.

Arguably one of the most successful active Division-I head coaches in the country, Casey has established a level of winning unrivaled in the program's history.

Prior to the start of the 2010 season, he was named as the top collegiate coach of the last decade by Baseball America in a vote by his

peers. The Beavers, meanwhile, were named as the No. 2 program of the decade, trailing only Texas. The Beavers and Casey earned the special recognition after winning back-to-back national championships in 2006 and 2007 and winning Pacific-10 Conference titles in 2005 and 2006.

Perhaps an even more special honor was bestowed upon Casey just prior. He and his wife, Susan, were recipients of the Nell and John Wooden Coaching Achievement Award. The honor goes to a head coach and his spouse for their dedication to success on the field and in making an impact on the lives of their players.

Truly, Pat Casey has been the right person to led Oregon State baseball over the last decade and a half.

In the past nine seasons alone, Casey has guided the Beavers to 397 victories, which is second in the Pac-12. During that same stretch, Casey's clubs have won 139 conference games, which is second-most among division clubs.

In that nine-year stretch, 10 players have earned All-America honors while 26 players have been recognized as all-league performers. That includes three league Most Valuable Player awards and two Defensive Player of the Year selections.

The Beavers reached the postseason for the fifth time in six seasons in 2010, advancing to the Gainesville Regional. The Beavers bowed out in

three games, but just days after, the Beavers had eight players selected in the MLB Draft, seven of whom would eventually sign their first professional contracts.

Casey and the Beavers advanced to the championship game of the Fort Worth Regional in 2009. Oregon State finished the 2009 campaign with a 37-19 record and 15-12 mark in Pac-10 play, tying the club for third.

On May 19, 2009, Casey became just the third head coach in school history to record 500 victories with the Beavers when OSU defeated Oregon.

In 2008, Casey and the Beavers went 28-24 and missed out on the postseason. But the Beavers played perhaps their most ambitious schedule in school history and took series from five schools that earned either No. 1 or No. 2 seeds in NCAA Regionals. Oregon State posted a 5-5 record against College World Series teams, taking 2-of-3 in separate series against Arizona State and Georgia.

In 2008, Casey made marks on the program, literally. He spearheaded a fundraising campaign to expand Goss Stadium, adding nearly 1,000 permanent seats, a stadium suite, new player's lounge, academic room and Hall of Fame room. The additions transformed Goss Stadium from one of the best in the West into one of the nation's finest collegiate stadiums.

In 2007, Casey, his staff and the team's players worked hard to build team chemistry, coming together at the right time for a second-straight national championship. Oregon State went an incredible 39-4 in non-conference games, including an 11-1 mark in the postseason. After losing their second game at the Charlottesville Regional, the Beavers went on a dynamic run, winning their last 10 games -- including five in Omaha -- to claim the national title.

That title thrust Oregon State into NCAA baseball lore. The Beavers became just the fifth program to win back-to-back national titles, joining Texas (1949-50), USC (1970-74), Stanford (1987-88) and LSU (1996-97).

For his ability to mold the Beavers into the nation's finest, Casey was again recognized as a national coach of the year, this time by Collegiate Baseball and the American Baseball Coaches Association. The honors







### Oregon State All-Americans Under Casey

1997	Mark Newell, RHP
1998	Andrew Checketts, RHP
2001	Scott Nicholson, LHP
2005	Dallas Buck, RHP
	Jacoby Ellsberry, OF
	Jonah Nickerson, RHP
2006	Dallas Buck, RHP
	Cole Gillespie, OF
	Kevin Gunderson, LHP
	Jonah Nickerson, RHP
2007	Mitch Canham, C
2011	Sam Gaviglio, RHP
2012	Michael Conforto, OF
2013	Matt Boyd, LHP
	Michael Conforto, OF
	Andrew Moore, RHP



comes a year after Casey was the consensus national coach of the year in leading Oregon State to its first title.

That 2006 title was just as special, as the Beavers became the first program from the Pacific Northwest to the NCAA Division I College World Series.

The 2006 Beavers had a storybook season, capped by a run through the CWS that saw them win six elimination games in Omaha to win the national championship. After being beaten by Miami (Fla.) in its opening game, OSU won four straight - including back-to-back shutouts of top-ranked Rice - to reach the championship series. In the best-of-three finals against North Carolina, OSU lost the opening game and trailed by five runs in the second game before rallying for wins of 11-7 and 3-2 for the title.

Oregon State's 50-16 season set a school record for wins for the second straight season, and the Beavers refuse-to-lose style of play captured the hearts of not only those watching in Omaha, but college baseball fans across the nation.

After the 2006 season, Oregon State signed Casey to a new 10-year contract to guarantee his future in Corvallis. Casey had become an attractive candidate for coaching vacancies at a number of high-profile schools given the Beavers' amazing success.

In retaining Casey, Oregon State instantly kept its most successful coach in Corvallis. It also allowed the Beavers to have the knowledge they have one of the most recognized coaches in the nation. In 2006, after winning the team's first title, was Casey was recognized as the National Coach of the Year by Collegiate Baseball, Baseball America and American Baseball Coaches Association (ABCA).

In 2005, he was named the Pac-10's Coach of the Year after guiding the Beavers to their first of two straight conference titles. He earned the honor again in 2006 with the second title. In both years, he was recognized as the ABCA's West Region Coach of the Year.

With back-to-back titles comes increased exposure. For the second time under Casey's tenure, Oregon State has expanded the Beavers'

home field, and both times, Casey has been a driving force behind the renovations.

In 1999, Oregon State expanded what is now known as Goss Stadium at Coleman Field, adding increased seating, improved locker rooms and a full press box.

And Casey and the Beavers have rewarded the fans with increased chances to watch the team play. In each of their three College World Series years, the Beavers played a super regional at venerable Goss, and it has paid off. Oregon State has gone 6-1 at super regionals in Corvallis, defeating USC, Stanford and Michigan.

In 2005 and 2006, Casey earned both the Pacific-10 Conference and NCAA West Region Coach of the Year honors for guiding the Beavers to back-to-back Pac-10 championships and berths in the CWS.

Since Casey became Oregon State's head coach prior to the 1995 season, the Beavers have moved into a prominent position on the national scene.

OSU has had players earn spots on the USA Baseball Collegiate National Team eight times, earn All-America honors 17 times, and had players taken in the top 10 rounds of the Major League Baseball draft 38 times - including first-rounders Jacoby Ellsberry in 2005 and Kunz and Canham in 2007. Ellsberry became Oregon State's first former player to win a Major League World Series when he and the Boston Red Sox won their second title in four seasons in 2007.

In 2005, OSU had been picked to finish sixth in the Pacific-10 in the annual coaches poll; Casey guided the Beavers to the Pac-10 championship and the College World Series. OSU's 46-12 record was a school record for wins in a season, the Beavers' No. 7 finish in the the final polls was Oregon State's highest ever, and OSU's No. 2 ranking during the season was the highest it had ever climbed in the national rankings.

Casey was also named Co-Coach of the Year in the Pacific-10 Northern Division for the 1997 season, and the Beavers have set numerous school records during Casey's time at OSU.

Casey was instrumental in the drive to build Goss Stadium at Coleman Field, the 1999 renovation to Oregon State's longtime ballpark. The OSU head coach was heavily-involved in fundraising for the \$2.3 million project; when the go-ahead was given for construction, he had a hand in the ballpark's design to assure that it would be one of the most user-friendly facilities in college baseball. In 2002, the ballpark also received its first set of lights for night play.

For the 2007 season, a new scoreboard with video replay capabilities and a new FieldTurf infield were installed at Goss Stadium at Coleman Field. In all, Casey has been a guiding force in each step of renovation at Goss, and those improvements have made the picturesque ballpark one of the finest in the nation and in the Pac-10.

Oregon State hired Casey in the summer of 1994, asking him to follow

### Oregon State's MLB Players Under Casey

Player	Pos.	At OSU	MLB Team(s)
Brian Barden	IF	2000-02	Arizona, St. Louis, Florida
Darwin Barney	IF	2005-07	Chicago Cubs
Mike Ekstrom	RHP	2002-03	San Diego, Tampa Bay, Colorado
Jacoby Ellsberry	OF	2003-05	Boston
Cole Gillespie	OF	2004-06	Arizona, San Francisco, Chicago Cubs
Tyler Graham	OF	2003-06	Arizona
Eddie Kunz	RHP	2005-07	New York Mets
Mark McLemore	LHP	2000-02	Houston
Joe Paterson	LHP	2006-07	Arizona
Mike Stutes	RHP	2006-08	Philadelphia
Chris Wakeland	OF	1995-96	Detroit

#### 2006 & 2007 NATIONAL CHAMPIONS

5 College World Series Appearances: 1952, 2005, 2006, 2007, 2013 | 5 NCAA Super Regional Appearances: 2005, 2006, 2007, 2011 2013

14 NCAA Regional Appearances: 1952, 1962, 1963, 1983, 1985, 1986, 2005, 2006, 2007, 2009, 2010, 2011, 2012, 2013



### Casey By The Numbers

Category	Number
Home victories	327
Road victories	219
Neutral site victories	124
MLB Draft selections	88
First-Team All-League honorees	61
League Pitchers Of The Week	44
Postseason victories	42
League Players Of The Week	32
All-Americans	14
Freshman All-Americans	13
Omaha victories	13
All-Region honorees	12
League Most Valuable Players	4
League championships	3
National championships	2
League Fielders Of The Year	2
Academic All-Americans	2
No-hitters	2

### Pat Casey Superlatives

Category	Number	Year(s)
Season wins	52	2013
Season losses	35	1999
Win streak	15 games	2013
Losing streak	7 games	1995, 1999, 2004, 2010
Runs scored	33	1997 (v. Portland)
Runs allowed	262004 (v. Washington)	

in the large footsteps of Jack Riley, who retired after 22 seasons as head coach.

Most of the key players from OSU's 1994 Northern Division pennant-winning team had graduated, but Casey's first season saw the Beavers battle to a winning record of 25-24-1 in 1995. That set the stage for one of the finest three-year runs in the long history of baseball at Oregon State.

In 1996, the Beavers posted a 32-16-1 record and went into the final weekend of the season with a chance to win the Pac-10 Northern Division pennant. In 1997, Oregon State set a school record for wins in the regular season with a record of 38-12-1 and took postseason hopes into the final weekend.

In 1998, Oregon State broke into the national rankings for the first time in four years and went 35-14-1. The season included series sweeps of Arizona, which was ranked in the top 10 at the time, and UCLA.

In 2001, Oregon State again made a strong bid for the postseason, finishing with a 31-24 record. OSU had five wins over teams ranked in the final Baseball Weekly/USA Today coaches poll of the regular season and had a 10-9 record against schools selected for the NCAA Regionals.

In 2004, OSU's 7-0 start was the school's best in 42 years. That team had a then-school-record six players selected in the MLB draft and another signed as a free agent, and it set the stage for the magic of 2005 and 2006.

Casey came to OSU after seven seasons at George Fox College, a NAIA school in his hometown of Newberg, Ore. Under Casey, the

### Pat Casey's Oregon State Milestone Victories

No.	Date	Score
1	2/22/95	OSU 4, W. Oregon 3
50	4/28/96	OSU 3, Washington St. 0
100	2/21/98	OSU 8, San Diego 3
150	2/6/00	OSU 16, Kansas St. 2
200	4/20/01	OSU 14, Washington St. 5
250	2/23/03	OSU 4, UCSB 3
300	2/19/05	OSU 8, UC-Davis 0
350	3/5/06	OSU 9, Nevada 1
400	2/18/07	OSU 9, Missouri 2
450	3/24/08	OSU 15, BYU 7
500	5/19/09	OSU 2, Oregon 0
550	3/13/11	OSU 5, VMI 1
600	4/14/12	OSU 12, Arkansas-PB 2
614	5/25/12	OSU 7, Oregon 3
650	4/26/13	OSU 10, USC 4

### Pat Casey In Pac-12 History

Active Coaches		
Category	Total	Place
Pac-10/12 titles*	3	1st
National titles	2	Tied-1st
Winning Percentage	.632	2nd
Wins	670	2nd
* Since 1999		

All-Time		
Category	Total	Place
Winning Percentage	.632	17th
Wins	670	13th

Bruins went 171-113-1 (.602) overall and were 155-54-1 against NAIA competition; they won three District 2 titles, five Metro Valley Conference titles and two Cascade Conference titles.

During his time at George Fox, Casey was named Coach of the Year three times in District 2, four times in the Metro Valley Conference and twice in the Cascade Conference.

Casey earned his bachelor's degree in Interdisciplinary Studies from George Fox in 1990. He played for the University of Portland from 1978-80 and was a first-team All-NorPac Conference outfielder his final two seasons. He was a second-team All-Region selection in 1980. He also lettered in basketball one season.

After being drafted in the 10th round by the San Diego Padres in 1980, Casey played seven professional seasons. He reached Class AAA with the Calgary Cannons in 1985-86 and the Portland Beavers in 1987.

After concluding his professional playing career, Casey took over George Fox's baseball program; while coaching the baseball team, he also played basketball for the Bruins while completing his degree.

Casey, 53, was born in McMinnville, Ore. He graduated in 1977 from Newberg High, where he starred in football, basketball and baseball.

He and his wife, Susan, have four children - Jonathan (26), Brett (25), Ellie (21) and Joseph (14).

### The File On Pat Casey

#### George Fox College

YEAR	POSITION	W-L-T	PCT.
1988	Head coach	15-14-0	.517
1989	Head coach	22-14-0	.611
1990	Head coach	24-17-0	.585
1991	Head coach	24-21-0	.530
1992	Head coach	29-18-0	.617
1993	Head coach	26-16-1	.616
1994	Head coach	31-13-0	.721
<b>Totals</b>	<b>7 Seasons</b>	<b>171-113-1</b>	<b>.602</b>

#### Oregon State University

YEAR	POSITION	W-L-T	PCT.
1995	Head coach	25-24-1	.510
1996	Head coach	32-16-1	.663
1997	Head coach	38-12-1	.755
1998	Head coach	35-14-1	.710
1999	Head coach	19-35-0	.352
2000	Head coach	28-27-0	.509
2001	Head coach	31-24-0	.564
2002	Head coach	31-23-0	.574
2003	Head coach	25-28-0	.472
2004	Head coach	31-22-0	.585
2005	Head coach	46-12-0	.793
	Pac-10 Champions, College World Series		
2006	Head coach	50-16-0	.758
	Pac-10 Champions, National Champions		
2007	Head coach	49-18-0	.731
	National Champions		
2008	Head Coach	28-24-0	.538
2009	Head Coach	37-19-0	.661
2010	Head Coach	32-23-0	.581
2011	Head Coach	41-19-0	.691
2012	Head Coach	40-20-0	.667
2013	Head Coach	52-13-0	.800
	Pac-12 Champions		
<b>Totals</b>	<b>19 Seasons</b>	<b>670-389-4</b>	<b>.633</b>
<b>Career</b>	<b>26 Seasons</b>	<b>841-502-5</b>	<b>.626</b>

**2013 Pac-12 Conference Coach of the Year:** Voted by Pac-12 coaches

**2011 Pacific-10 Conference Coach of the Year:** Voted by Pacific-10 coaches

**2007 National Coach of the Year:** Collegiate Baseball Newspaper, American Baseball Coaches Association

**2006 National Coach of the Year:** American Baseball Coaches Association, Baseball America magazine, Collegiate Baseball Newspaper

**2005 National Co-Coach of the Year:** College Baseball Foundation

**2006 West Region Coach of the Year:** American Baseball Coaches Association

**2005 West Region Coach of the Year:** American Baseball Coaches Association

**2006 Pacific-10 Conference Coach of the Year:** Voted by Pacific-10 coaches

**2005 Pacific-10 Conference Coach of the Year:** Voted by Pacific-10 coaches

**1997 Pacific-10 Conference Northern Division Coach of the Year:** Voted by Pacific-10 coaches

**2005 Slat's Gill Sportsman of the Year:** State of Oregon Sports Awards

### College Education

**Alma Mater:** George Fox, 1990

**Degree:** Interdisciplinary Studies

### Playing Career

**Collegiate:** University of Portland (1978-80)

First-Team All-Nor-Pac (1979, 80)

Second-Team All-Region (1980)

**Professional:** Drafted in 10th round of 1980 MLB Draft by San Diego

### Personal

**Hometown:** McMinnville, Ore.

**High School:** Newberg High



Players Who Improved Draft Selections  
During Pat Casey's Tenure

Year	Player	Pos.	Prev. Sel.	Year	Final
1995	Kevin Hooker	RHP/2B	ND	-	31st
1996	David Schmidt	C	37th	1995	8th
	Chris Wakeland	OF	ND	-	15th
	Eric Lovinger	RHP	ND	-	41st
1997	Joe Messman	RHP	ND	-	7th
	Tyler Swinburnson	RHP	ND	-	16th
1998	Chris Pine	RHP	7th	1995	5th
	Brody Percell	LHP	ND	-	7th
	Andrew Checketts	RHP	ND	-	21st
	Matt Bailie	1B/RHP	ND	-	22nd
1999	B.R. Cook	RHP	ND	-	3rd
	Troy Schader	SS	ND	-	21st
2000	Joe Gerber	1B	ND	-	24th
2001	Scott Nicholson	LHP	15th	2000	8th
	Bryan Ingram	C	ND	-	12th
	Josh Carter	OF	36th	1998	14th
2002	Mark McLemore	LHP	ND	-	4th
	Brian Barden	3B	ND	-	6th
2003	Seth Pietsch	OF	ND	-	8th
	Levi Webber	OF	44th	2000	25th
2004	Andy Baldwin	RHP	ND	-	5th
	Jake Postlewait	LHP	ND	-	7th
	Kyle Aselton	LHP	29th	2001	11th
	Jared Sanders	RHP	42nd	2002	14th
	Aaron Mathews	OF	ND	-	19th
	Nathan Pendley	LHP	50th	2001	19th
2005	Jacoby Ellsbury	OF	23rd	2002	1st
	Andy Jenkins	1B	ND	-	11th
	Nate Fogle	RHP	ND	-	11th
2006	Dallas Buck	RHP	19th	2003	3rd
	Cole Gillespie	OF	ND	-	3rd
	Kevin Gunderson	LHP	ND	-	5th
	Jonah Nickerson	RHP	ND	-	7th
	Chris Kunda	2B	ND	-	19th
	Shea McFeely	3B	ND	-	28th
	Jon Koller	RHP	ND	-	48th
2007	Eddie Kunz	RHP	ND	-	1st
	Mitch Canham	C	41st	2006	1st
	Darwin Barney	SS	ND	-	4th
	Daniel Turpen	RHP	ND	-	8th
	Joe Paterson	LHP	ND	-	10th
	Anton Maxwell	LHP	ND	-	31st
2008	Lonnie Lechelt	IF	ND	-	21st
	Chris Hopkins	OF	44th	2007	24th
	Jordan Lennerton	1B	50th	2004	33rd
	Daniel Robertson	OF	ND	-	33rd
	Jason Ogata	IF	ND	-	38th
2009	Ryan Ortiz	C	ND	-	6th
	Jorge Reyes	RHP	ND	-	17th
	Joey Wong	SS	46th	2006	24th
2010	Tyler Waldron	RHP	32nd	2007	5th
	Greg Peavey	RHP	32nd	2009	6th
	Kraig Sitton	LHP	17th	2009	7th
	Tanner Robles	LHP	14th	2007	9th
	Kevin Rhoderick	RHP	18th	2007	9th
	Stefen Romero	3B	ND	-	12th
	Adalberto Santos	OF	35th	2009	22nd
2011	Andrew Susac	C	16th	2009	2nd
	Sam Gaviglio	RHP	40th	2008	5th
	Josh Osich	LHP	ND	-	6th
	Brian Stamps	OF	ND	-	24th
	Parker Berberet	C	ND	-	25th
	James Nygren	RHP	ND	-	33rd
2012	Ryan Dunn	3B	ND	-	17th
	Ryan Gorton	C	ND	-	31st
2013	Matt Boyd	LHP	13th	2012	6th
	Tyler Smith	SS	ND	-	8th
	Danny Hayes	1B	ND	-	13th
	Dan Child	RHP	48th	2010	18th

Casey All-Time vs. Opponents

Opponent	W	L	T	Opponent	W	L	T
Arizona	25	23		Oklahoma	3	1	
Arizona State	22	30		Oklahoma State	2	1	
Arkansas	0	1		Oral Roberts	3	0	
Arkansas-Pine Bluff	1	0		Oregon	16	9	
Baylor	0	1		Pacific (Calif.)	8	2	
Belmont	1	0		Pacific (Ore.)	1	0	
Bryant	4	0		Pepperdine	3	4	
BYU	8	0		Portland	54	9	
California	29	19		Portland State	22	8	
Cal Poly	5	0		Rice	2	0	
CS-Fullerton	1	0		Rutgers	2	0	
CS-Northridge	10	9		Sacramento State	10	2	
Central Florida	1	0		San Diego	5	9	
Central Michigan	1	1		San Diego State	7	3	1
Chicago State	1	0		San Francisco	7	4	
Clemson	1	2		San Jose State	3	0	1
Concordia	5	0		Santa Clara	1	7	
Connecticut	1	1		Seattle	3	1	
Creighton	3	0		South Florida	1	0	
Dallas Baptist	2	1		Southern Utah	2	0	
Evansville	3	0		St. John's	2	0	
Florida	0	1		St. Louis	2	0	
Florida Atlantic	2	2		St. Martin's	3	0	
Fresno State	0	6		St. Mary's	3	2	
George Fox	3	0		Stanford	25	22	
Georgia	7	1		TCU	0	2	
Gonzaga	19	11		Tennessee	3	2	
Hartford	4	0		Texas A&M	5	3	
Hawai'i	8	6		Texas A&M-CC	0	1	
Hawai'i-Hilo	9	0	1	Texas State	3	0	
Howard	1	0		Texas Tech	2	1	
Illinois	1	0		The Citadel	1	1	
Indiana	2	0		Tulane	0	1	
Kansas	1	0		UALR	2	0	
Kansas State	5	4		UC-Davis	2	1	
Lewis & Clark State	4	1		UC-Irvine	1	0	
Linfield	3	0		UC-Riverside	9	4	
Long Beach State	3	4		UC-Santa Barbara	12	5	1
Louisiana-Monroe	1	0		UCLA	24	23	
Louisville	1	0		UNLV	5	0	
Loyola Marymount	0	2		USC	20	31	
LSU	0	2		Utah	8	1	
Maine	4	0		UT-Arlington	1	0	
Miami (Fla.)	1	1		UT-Pan American	3	0	
Miami (Ohio)	1	0		UT-San Antonio	2	0	
Michigan	4	0		Utah Valley	10	2	
Michigan State	1	1		Vanderbilt	0	3	
Minnesota	3	3		Virginia	2	1	
Mississippi State	0	2		VMI	2	0	
Missouri	2	0		Washington	43	44	
Missouri State	3	2		Washington State	55	30	
Nebraska	1	0		West Virginia	2	0	
Nevada	10	1		Western Kentucky	1	0	
New Mexico	7	2		Western Oregon	3	1	
New Mexico State	7	2		Willamette	2	0	
North Carolina	4	1		Winthrop	2	0	
Northern Illinois	3	0		Wright State	2	0	
Ohio State	2	1					





**OSU Game Superlatives Since 1999**

Category	Home	Road	Neutral	Overall
Record	263-115	171-163	106-46	540-324
Pac-10/12 record	107-81	86-101	4-2	197-182
Non-Conference record	156-34	85-61	102-44	343-139
Versus Top 25	45-34	33-60	20-15	98-109
Versus Top 10	19-20	15-29	9-8	43-57
Day	174-90	129-96	82-39	385-225
Night	89-25	42-67	24-7	155-99
vs. Left	67-44	48-45	35-9	150-98
vs. Right	196-71	123-119	71-37	390-226
Oregon St. scores first	168-37	126-65	77-18	371-120
0-2 runs	17-40	3-65	9-13	29-118
3-5 runs	67-43	38-59	24-19	129-121
6-9 runs	99-20	65-33	33-13	198-66
10+ runs	80-12	62-5	40-1	184-18
Opponent scores first	95-78	44-97	29-28	168-203
0-2 runs	122-2	63-6	43-0	228-8
3-5 runs	106-37	70-40	35-13	211-90
6-9 runs	34-38	32-55	21-19	87-112
10+ runs	1-38	6-62	7-14	14-114
1-run games	65-25	28-35	24-16	117-76
2-run games	36-20	27-13	19-9	82-42
5+ runs	118-40	90-73	40-14	238-127
Leading after 6	213-20	135-19	89-5	436-44
Leading after 7	224-15	133-12	86-5	442-32
Leading after 8	229-7	142-7	93-4	463-18
Trailing after 6	22-77	18-133	11-31	51-241
Trailing after 7	13-89	17-133	9-32	39-252
Trailing after 8	6-93	8-142	3-33	17-268
Extra-inning games	13-10	11-11	5-5	29-25
Shutouts	31-9	18-13	13-0	62-22
Out-hit opponent	190-18	140-31	82-9	414-58
Opponent out-hit	49-93	26-121	15-33	90-247
Hits are equal	24-4	5-11	7-4	36-19
Make 0 errors	123-34	51-38	35-10	209-82
Make 1 error	74-28	70-51	33-19	177-98
Make 2+ errors	66-53	49-74	38-17	154-145
Opp. makes 0 errors	75-42	48-60	19-19	142-121
Opp. makes 1 error	90-43	40-57	32-13	162-113
Opp. makes 2+ errors	97-30	83-46	56-14	235-90

**Most Wins - Pac-12**  
Overall since 2005

Pl.	Team	Wins	Avg.
1.	Arizona State (8)	396	44
2.	<b>Oregon State (8)</b>	<b>375</b>	<b>42</b>
3.	Arizona (6)	335	37
4.	UCLA (7)	324	36
5.	Stanford (6)	305	34
6.	California (3)	285	29
7.	Washington St. (2)	261	29
8.	USC (1)	256	28
9.	Washington (0)	255	28
10.	Utah* (1)	191	23
11.	Oregon (3)	133	36

**Most Wins - Pac-12**  
League only since 2005

Pl.	Team	Wins	Avg.
1.	Arizona State	156	17
2.	<b>Oregon State</b>	<b>142</b>	<b>16</b>
3.	UCLA	136	15
4.	Arizona	129	14
5.	Stanford	121	13
6.	California	103	11
7.	Washington	103	11
8.	USC	96	11
9.	Washington State	94	10
10.	Oregon	69	14
11.	Utah	14	7

\* as member of Mountain West Conf./Pac-12. Postseason appearances in parentheses



# PAT BAILEY

Assistant Coach • 7th Year  
Outfielders  
#27  
Idaho, '78

Pat Bailey completed his sixth season as an assistant coach with the Oregon State baseball team in 2013, and helped guide the club to its fifth consecutive postseason appearance.

Bailey, who coaches the teams outfield and hitters, helped develop the outfield into one of the finest in the nation. Michael Conforto and Dylan Davis were Oregon State's team leaders offensively and center fielder Max Gordon made arguably the nation's top defensive plays.

Bailey mentored Conforto to a school-record 76 RBI and a .349 batting average in 2012, helping highlight the team's offensive season.

In 2011, he helped guide the Beavers to their third consecutive postseason appearance and the sixth in seven years.

In 2011, the club's outfielders included Ryan Barnes, who, after not playing a significant role in 2010, started 44 games and drove in 25 runs, as well as Brian Stamps, an MLB draftee who tallied 11 doubles and seven stolen bases.

Bailey's center fielder in 2010, Adalberto Santos, was the team's most dangerous player last season, leading the team in triples and was among the team's leaders in batting average and home runs. Santos was later selected in the 22nd round of the MLB Draft by Pittsburgh and was named one of the New York-Penn League's top prospects.

In 2009, his second year with OSU, the team's hitting and outfield coach inherited a host of position players who were new to the program or who had seen little playing time in previous seasons. Bailey helped mold players such as Adalberto Santos, Stefen Romero and Michael Miller into everyday contributors who played key roles in the team's lineup.

Bailey came to Oregon State prior to the 2008 season after spending 12 seasons at George Fox, winning a Division III national title with the Bruins in 2004.

Bailey, 53, compiled a 353-158 record - and is the winningest coach in school history - and earned National Coach of the Year honors after that 2004 national title. He was an eight-time Northwest Conference Coach of the Year honoree.

During Bailey's tenure, the Bruins won or shared eight Northwest Conference titles. George Fox advanced to the NCAA tournament six times and to the NAIA playoffs twice before moving to the NCAA.

Bailey is the winningest baseball coach in the school's history.

In 2004, Bailey's team became the first George Fox squad in any sport to win an NCAA national championship. The Bruins went 40-10 overall, setting a new single-season record for wins and tying the record for best winning percentage at .800.


After tying for the 2004 NWC title, George Fox earned an at-large bid to the NCAA tournament. The Bruins swept through four games at the NCAA West Regional in Orange, Calif., and then posted a 5-1 record at the Division III World Series in Appleton, Wis., beating Eastern Connecticut State 6-3 in the championship game.

Seven of Bailey's George Fox players signed professional contracts, including five members of the national championship team. His players earned 10 All-America honors and four Academic All-America honors.

Bailey earned his business education degree from the University of Idaho in 1978 and his master of education degree in educational administration from Oregon in 1983. Bailey earned two letters in baseball at Idaho and was the team captain.

Bailey graduated in 1974 from Moscow (Idaho) High School, where he played football, basketball and baseball, being named the baseball team's Most Valuable Player.

Bailey and his wife, Susan, have two children: son Alex, who played baseball for George Fox in 2003; and daughter Ann. His daughter, Ann, is married to Collin Schneider and they have one child, Adlai, 2.



## The File On Pat Bailey

### Coaching Experience

**Oregon State, Assistant Coach** (2007-pres.)  
**George Fox, Head Coach** (1995-2007)  
**University of Portland, Assistant Coach** (1992)  
**West Linn High School, Head Coach** (1985-1991, 93-95)  
**Willamette High School, Head Coach** (1978-1984)

### College Education

**Alma Mater:** Idaho, 1978  
**Degree:** Business Education  
**Masters:** Oregon, 1983 (Education)

### Playing Career

**Collegiate:** Idaho (1977-78)  
North Idaho College (1975-76)

### Personal

**Hometown:** Moscow, Idaho  
**High School:** Moscow High  
**Wife:** Susan  
**Children:** Alex, Ann

## Outfield Honors Under Bailey

### All-Pac-10/12

**2008:** Daniel Robertson (HM), John Wallace (HM)  
**2009:** Adalberto Santos (HM)  
**2010:** Adalberto Santos, Rob Folsom (HM)  
**2012:** Michael Conforto  
**2013:** Michael Conforto (Pac-12 POY), Dylan Davis

### All-America

**2012:** Michael Conforto  
**2013:** Michael Conforto

### National Freshman Hitter Of The Year

**2012:** Michael Conforto



## ANDY JENKINS

Assistant Coach • 3rd Year  
Infield/Catchers  
#2  
Oregon State, '12

Former Oregon State infielder Andy Jenkins completed his first season assistant coach with Oregon State in 2013 and his second campaign on the club's staff.

He helped guide Oregon State to the most wins in school history. He served as the team's infield and catchers coach while manning the third base coaching box while the club is on offense.

Catcher Jake Rodriguez threw out 22-of-36 steal attempts against him in 2013, a success rate of better than 60 percent. The rest of the infield was superb as Oregon State finished with a .973 fielding percentage and led the Pac-12 - and was amongst the top 25 nationally - with 65 double plays, just four shy of tying the program's single-season record.

In his first coaching season with the Beavers, Oregon State advanced to its fourth consecutive NCAA Regional and the club won 40 games for the fifth time in team history.

Jenkins helped work with the team's catchers and they excelled, throwing out better than 53 percent of runners attempting to steal, by far the best mark in the Pac-12 Conference. Jake Rodriguez, who was in his first full season behind the plate, was successful in throwing out 28-of-44 in stolen-base attempts against, which accounts for an impressive 64 percent.

Jenkins lettered for the Beavers in 2004 and 2005, helping guide the team to its first visit to the College World Series in more than 50 years his junior season.

Jenkins, a native of Salem, Ore., was also the most prolific Beaver offensively during the team's postseason run. He batted .459 - leading the team by more than 100 points - and tallied two home runs, two doubles and 13 RBI while slugging .784.


His .388 average as a senior in 2005 still stands as the ninth-best figure in team history. He also had 56 runs batted in that season, which led the club and stands as the 10th-best mark in a season in school history.

He ended his two-year Oregon State career having played in 98 games, batting .343 with 12 home runs, 15 doubles, 86 RBI and 41 walks while striking out just 44 in more than 340 at bats. His .343 career average is just shy of being in the top 10 for a career at Oregon State.

After his Oregon State career, Jenkins was selected in the 11th round of the 2005 MLB First-Year Player Draft by Florida. He played six seasons in the Minor Leagues with Florida and Texas, reaching the Triple-A level in 2009 and 2010. His six-year career saw him tally 2,341 plate appearances and he batted .268 with 32 home runs, 116 doubles, eight triples and 277 RBI.

Jenkins came to Oregon State after a two-year career at Mt. Hood Community College where he batted .358 as a sophomore, and as a freshman, was named first-team all-league at catcher.

Jenkins graduated from Oregon State with a degree in psychology in 2012. He is a native of Salem, Ore., and married the former Jessica McGee in January 2013.



### The File On Andy Jenkins

#### Coaching Experience

Oregon State, Undergrad. Assistant Coach (2012)

#### College Education

Alma Mater: Oregon State, 2012

Degree: Psychology

#### Playing Career

Collegiate: Mt. Hood Community College (2002-03)  
Oregon State (2004-05)

MLB Draft: 11th round of 2005 Draft (Florida Marlins)

Professional: Florida Marlins system (2005-09),  
Texas Rangers system (2010)

Jamestown, New York-Penn League (2005)  
Greensboro, South Atlantic League (2005-06)  
Jupiter, Florida State League (2007)  
Carolina, Southern League (2008)  
Jacksonville, Southern League (2009)  
New Orleans, Pacific Coast League (2009)  
Frisco, Texas League (2010)  
Oklahoma City, Pacific Coast League (2010)

#### Personal

Hometown: Salem, Ore.

High School: South Salem High

Wife: Jessica

### Infield Honors Under Jenkins

#### All-Pac-12

2013: Jake Rodriguez, Tyler Smith, Andy Peterson (HM)





# NATE YESKIE

Assistant Coach • 6th Year

Pitchers

#21

UNLV, '03

Former professional pitcher Nate Yeskie completed his fifth season with Oregon State in 2013 and the Beavers closed out the campaign with one of the finest efforts in program history.

Yeskie's staff finished 2013 with a program-record 2.28 earned run average. The Beavers tied for the nation's lead with 12 shutouts, which also set a school record. He was named the nation's top pitching coach by Collegiate Baseball after the season.

Four Oregon State pitchers were drafted, including two in the top six rounds: Ben Wetzler (fifth) and Matt Boyd (sixth).

Yeskie mentored a starting staff that rivaled for the best in the nation. His weekend starters, Boyd, Wetzler and Andrew Moore, combined to go 35-7 with a 2.00 ERA while finishing with 37 quality starts in 52 starts (71.1 percent). Moore tied for the nation's lead with 14 victories in his first year at the collegiate level.

Yeskie's staff finished the 2012 campaign with a 3.48 earned run average and his pitchers combined to throw 29 quality starts.

He mentored Jace Fry to multiple Freshman All-America honors and helped Dan Child to a 6-4 record and Team USA berth a year after finishing with just five innings of relief.

The Oregon State staff has recorded a sub-4.00 ERA in four of Yeskie's seasons while combining for 25 complete games, 30 shutouts and 79 saves in 93 attempts since he began his stint at OSU prior to the 2009 season.

The Oregon State staff finished the 2011 season with a team ERA of 3.14 in 2011, which was the lowest since 2005 and the second-lowest since 1979.

Yeskie's staff included Sam Gaviglio, who won 12 games and was named an All-American and at one point was a semifinalist for the Golden Spikes Award, as well as Tony Bryant, who saved 12 games. Josh Osich threw the program's first complete-game no-hitter since 1947 when the Beavers defeated UCLA, 2-0, on April 30.

Yeskie served as the pitching coach at his alma mater, UNLV, from 2005 to 2007. During his tenure with the Runnin' Rebels, Yeskie mentored eight players who earned either an All-Conference or All-Tournament Team selection.

Eight UNLV pitchers who were tutored by Yeskie in his three seasons were been selected by Major League Baseball clubs, while another signed as an undrafted free agent.

Prior to returning to UNLV as a coach, Yeskie spent five seasons in the Minnesota Twins Minor League system, reaching as high as Double-A New Britain. He finished with a 27-24 record and 4.91 earned run average over the five seasons. Yeskie went 11-7 with Fort Wayne of the Midwest League in 1997, recording 111 strikeouts in 165 1/3 innings of work. In 2000, his last season, the La Crosse, Wis., native went 4-1 in 21 appearances.

During his time in professional baseball, Yeskie worked with former Detroit Tigers pitching coach and current Kansas City Minor League Pitching Coordinator Rick Knapp as well as MLB veterans Bert Blyleven, Mel Stottlemyre, Jr., and former pitching coach Billy Connors, who once held the position of Director of Player Personnel with the New York Yankees.

Yeskie came to the Twins organization after being drafted in the ninth round of the 1996 Major League Baseball First-Year Player Draft. Minnesota selected the right-hander after he finished his UNLV career with a 22-12 mark, including 16 complete games.

A three-year letterwinner, his 147 strikeouts in 1995 still stand as UNLV's single-season record. The mark was also fifth-best nationally that season, and coupled with his nine complete games - which led the Big West Conference - earned him First-Team All-Big West and First-Team All-Region honors.

Yeskie married the former Brittney Belshe, a former Oregon State volleyball player, in January 2012. The couple resides in Corvallis.



## The File On Nate Yeskie

### Coaching Experience

**Oregon State, Assistant Coach** (2009-pres.)  
**UNLV, Assistant Coach** (2005-2007)

### College Education

**Alma Mater:** UNLV, 2003  
**Degree:** Communications

### Playing Career

**Collegiate:** UNLV (1994-1996)  
**MLB Draft:** 6th round of 1993 Draft (L.A. Dodgers)  
9th round of 1996 Draft (Minnesota Twins)  
**Professional:** Minnesota Twins system (1996-2000)  
Elizabethtown, Appalachian League (1996)  
Fort Wayne, Midwest League (1997)  
Fort Myers, Florida State League (1998)  
New Britain, Eastern League (1998-2000)  
Grand Canyon Rafters, Arizona Fall League ('99)

### Personal

**Birthplace:** La Crosse, Wis.  
**High School:** Carson (Nev.) High  
**Wife:** Brittney

## Pitching Honors Under Yeskie

### All-Pac-10/12

**2009:** Sam Gaviglio (HM), Kevin Rhoderick (HM), Tyler Waldron (HM)  
**2010:** Matt Boyd (HM), Greg Peavey (HM), Kevin Rhoderick (HM)  
**2011:** Sam Gaviglio, Tony Bryant, Josh Osich (HM)  
**2012:** Dan Child (HM), Jace Fry (HM), Ben Wetzler (HM)  
**2013:** Matt Boyd, Andrew Moore (Pac-12 FOY), Ben Wetzler, Scott Schultz (HM)

### All-America

**2009:** Sam Gaviglio (Freshman)  
**2010:** Matt Boyd (Freshman)  
**2011:** Sam Gaviglio  
**2012:** Jace Fry (Freshman)  
**2013:** Andrew Moore (Freshman & Overall), Matt Boyd



## DALLAS BUCK

Undergraduate Asst.

Former Oregon State pitcher Dallas Buck is in his second season with the club after rejoining

the program in 2013.

Buck, a right-handed starter during his tenure with the program, comes back to Oregon State after a professional career that spanned five seasons with the Arizona Diamondbacks and Cincinnati Reds organizations, culminating in 2011. He reached as high as Double-A in 2009, 2010 and 2011.

He was a third-round draft selection by the Diamondbacks in 2006 after lettering for the Beavers from 2004-06. While with Oregon State, he amassed a 28-10 overall record, which places him in a tie for second in school history for wins. His 272 career strikeouts are good for third while his 326 2/3 innings enters the 2013 season fourth.

He also added seven saves during his career.

A native of Newberg, Ore., he became the third player in school history to be named an All-American in two different seasons. He earned the distinction in 2005 and 2006 while going a combined 24-4.



## DYLAN JONES

Undergraduate Asst.

Former Oregon State utility player Dylan Jones is in his second season with the Beavers after re-

turning in 2013.

Jones spent the 2010 and 2011 seasons with the Beavers, appearing in the postseason both years.

During his tenure with the Beavers, Jones played primarily at first base and as a pitcher. He went 1-0 as a pitcher in 19 appearances - all in relief - and had a 2.01 earned run average in 22 1/3 innings of work. He struck out 13 and limited opponents to a .169 batting average.

He played in 41 games in the field, making 27 starts, and batted .284 with seven doubles and 12 runs batted in. His first season with the Beavers, in 2010 as a junior, he batted .329 with seven RBI.

Jones came to Oregon State from Mount Hood Community College in the Portland area. Played two seasons for Mount Hood and served as the team captain his sophomore year.

He earned first-team honors both his freshman and sophomore seasons, batting .333 as a sophomore and .320 as a freshman.

As a pitcher, Jones combined to 11-4 in his two seasons.



## RON NORTHCUTT

Director of Operations  
9th Year

Ron Northcutt is in his ninth season as Director of Baseball Operations and 13th overall with the Oregon State baseball program. Prior to his tenure as Director of Baseball Operations, Northcutt served as a pitching coach for four seasons.

As Director of Operations, Northcutt plays a large role in the team's travel, camp operations and any day-to-day needs of the Oregon State baseball team.

Northcutt came to Oregon State in 1994 and served as the team's pitching coach through the 1998 season. While overseeing the staff, his pitchers led the Pac-10 North Division in earned run average in 1996 and 1997. While with OSU, Northcutt tutored Mark Newell, who was a third-team All-American selection by Baseball America in 1997, as well as Andrew Checketts, who earned NCBWA All-America second team honors in 1998. From 1995, Northcutt's first season with the Beavers, through 1998, the Beavers saw six pitchers earned All-Pac-10 Northern Division honors.

Additionally, eight pitchers were selected by Major League clubs in the First-Year Player Draft during Northcutt's tenure.

Prior to coming to Corvallis, Northcutt served as an assistant coach under Pat Casey at George Fox. He began his coaching career as a freshman coach and varsity assistant at his alma mater, Newberg High, in Newberg, Ore.

After playing at Newberg, Northcutt went on to play for Clackamas Community College, where he earned all-league honors, and the University of Portland. A native of Los Gatos, Calif., Northcutt and his wife, Linnea, have two sons, Ben, 22, and Jack, 19.



## AARON MATHEWS

Undergraduate Asst.

Former Oregon State outfielder Aaron Mathews is in his second season with the Beavers.

Mathews lettered for the Beavers from 2002-04 and returns after spending the last nine seasons playing professional baseball.

Mathews played in 132 games for the Beavers, starting 112, and batted .325 with 21 doubles, nine triples, 13 home runs, 96 runs batted in and 22 stolen bases. His six triples in 2004 is tied for the second-most in a single-season at Oregon State.

He was named to the All-Pac-10 First Team in 2004 and was an honorable mention selection both his freshman and sophomore seasons. He earned the Beavers' lone Pac-10 Player of the Week honor during the 2003 season, on April 14.

Mathews was selected in the 19th round of the 2004 MLB First-Year Player Draft by Toronto and embarked on a professional career that saw him reach the Triple-A level with both the Las Vegas 51s and New Orleans Zephyrs.

In nine seasons in professional baseball - in the Toronto and Florida farm systems - he played in 759 career games, batting .282.



**Patrick McLaughlin**  
Assistant Director of  
Operations





**Peyton Gastellum**  
Manager




**Zach Gray**  
Manager



**Garret Holaday**  
Manager



**Randy Le**  
Manager



**Brian Richardson**  
Manager



**Brian Brooks**  
Public Address  
Announcer



**Eric Edison**  
Video



**Sara Elcano**  
Marketing



**Hank Hager**  
Athletic  
Communications



**Malisa Hollis**  
Video



**Anthony Martin**  
Equipment



**Jason O'Quin**  
Event  
Management



**Jeff Taylor**  
Video



**Josh Therrien**  
Athletic Training



**Paul Yager**  
Academics



**Facilities:** Eric Reisdorf, Matt Siewell, Jeff Frost, Al Kirk







## DR. EDWARD RAY

University President

11th Year at Oregon State

Queens College, '66

Dr. Edward J. Ray assumed the position of Oregon State University's President on July 31, 2003. Prior to coming to Oregon State, Dr. Ray was executive vice president and provost of The Ohio State University.

Under his leadership, OSU has completed and updated a visionary campus-wide strategic plan that has served as the framework for the university's development in profound and historic ways. Oregon State research totaled almost \$281 million in FY2012, and private sector financing reached nearly \$35 million, a 42 percent increase in the past two years.

President Ray partnered with the OSU Foundation to launch the university's first comprehensive fundraising campaign. The public phase launched in October 2007 with a goal of \$625 million. By February 2013, the campaign total reached \$897 million, including \$150 million for scholarships and fellowships, 68 newly endowed faculty positions, and funding for key scientific and learning facilities like the Lois Bates Acheson Veterinary Teaching Hospital, the Hallie Ford Center for Healthy Children and Families, The Linus Pauling Science Center, the International Living Learning Center, a renovated Furman Hall for the College of Education, the Graduate Studies Center at the OSU-Cascades Campus and four new cultural centers. Because of the campaign's tremendous momentum and success, it has been extended to 2014 with a goal of \$1 billion.

Mindful of OSU's commitment to the people of Oregon, Dr. Ray has overseen the expansion of dual-enrollment agreements to all 17 of the state's community colleges, making it easier for students to complete four-year degrees. He has also taken a leadership role in fostering a more seamless P-20 system, working with area school superintendents, community college leaders and university colleagues to strengthen institutional connections and enhance the student experience. Dr. Ray has also helped to usher in a new era of partnership and cooperation between Oregon's public universities. In Central Oregon, an effort to expand OSU-Cascades by 2015 to a robust four-year branch campus of Oregon State has begun, thanks to strong state and community support and financial investment.

In addition to his work at OSU, Dr. Ray's leadership extends to many organizations. He serves on boards of the American Council on Education and the Association of American Colleges and Universities. Dr. Ray also is involved with leadership in intercollegiate athletics and currently chairs the CEO Group of the Pac-12 Conference and the Enforcement Working Group for the National Collegiate Athletic Association. His nearly three-year term as the NCAA's Executive Committee chair ended in August 2012.

Dr. Ray was a member of the economics faculty at Ohio State from 1970-2003, serving as economics department chair from 1976 to 1992. He served as associate provost from May 1992 until May 1993, senior vice provost and chief information officer from 1993-1998, and executive vice president and provost from 1998-2003.

His research interests include the history of protectionism in the United States, the determinants of U.S. foreign direct investment and foreign direct investment in the United States, the structure of tariff and non-tariff trade barriers in the United States and abroad, and the adoption of Social Security. His work has been published in *The American Economic Review*, *The Journal of Political Economy*, *The Quarterly Journal of Economics*, *The Review of Economic Studies*, *The Review of Economics and Statistics*, and other leading journals. He has co-authored a principles text, and his book, "U. S. Protectionism and the World Debt Crisis," was published by Quorum Press in 1989.

Dr. Ray received his undergraduate degree in mathematics from Queens College (CUNY) in June 1966, graduating cum laude and Phi Beta Kappa. He earned his master's in economics from Stanford University in 1969 and his doctorate in economics from Stanford in June 1971.

Before becoming first lady at Oregon State, his wife Beth worked as a practicing attorney, taught business law courses as a faculty member in the Department of Finance at Ohio State University, and most recently was a counselor and assistant dean in the College of Arts and Sciences while at Ohio State. They have three children and three grandchildren.

### OREGON STATE UNIVERSITY

Oregon State is a leading research university located in one of the safest, smartest, greenest small cities in the nation. Situated 90 miles south of Portland, and an hour from the Cascades or the Pacific Coast, Corvallis is the perfect home base for exploring Oregon's natural wonders.

Oregon State University has always been a place with a purpose — making a positive difference in quality of life, natural resources and economic prosperity in Oregon and beyond. Through discovery, innovation and application, we are meeting challenges, solving problems and turning ideas into reality.

Founded in 1868, Oregon State is the state's Land Grant university and is one of only two universities in the U.S. to have Sea Grant, Space Grant and Sun Grant designations. Oregon State is also the only university in Oregon to hold both the Carnegie Foundation's top designation for research institutions and its prestigious Community Engagement classification.

As Oregon's largest public research university, with \$261.7 million in external funding in the 2011 fiscal year, Oregon State's impact reaches across the state and beyond. With 12 colleges, 15 Agricultural Experiment Stations, 35 county Extension offices, the Hatfield Marine Sciences Center in Newport and OSU-Cascades in Bend, Oregon State has a presence in every one of Oregon's 36 counties, with a statewide economic footprint of \$2.06 billion.

Oregon State welcomes a diverse student body of nearly 25,000 students from across Oregon, all 50 states and more than 100 countries. They can choose from more than 200 undergraduate and more than 80 graduate degree programs, including over 20 degrees offered online. Oregon State increasingly attracts high-achieving students, with nationally recognized programs in areas such as conservation biology, agricultural sciences, nuclear engineering, forestry, fisheries and wildlife management, community health, pharmacy and zoology.

Oregon State also ranks high in sustainability, fourth among universities nationwide for using renewable energy and first in the Pac-12 Conference. And our students literally help power the university: 22 exercise machines at Dixon Recreation Center are connected to the grid.

The 400-acre main campus in Corvallis includes a Historic District, making Oregon State one of only a handful of U.S. university campuses listed on the National Register of Historic Places. The district includes such icons as Weatherford Hall, the Memorial Union and Benton Hall, the oldest building on campus.

Oregon State is located in Corvallis, a vibrant college town of 55,000 in the heart of Western Oregon's Willamette Valley. Corvallis consistently ranks among the best and safest cities to live in the U.S., as well as among the most environmentally responsible.



## BOB DE CAROLIS

Director of Athletics

12th Year at Oregon State

Bloomsburg State College (PA), '76

Director of Athletics Bob De Carolis was appointed to his current position on Aug. 28, 2002 by then OSU President Dr. Paul Risser and has since led the Beavers to unprecedented success on and off the fields of play. The popular De Carolis, who was selected the 2010 Football Bowl Subdivision West Region Under Armour Athletic Director of the Year by his peers, signed a five-year contract extension in April of 2011 that takes him through June 30, 2016.

De Carolis originally joined the OSU staff on April 20, 1998 as associate athletic director of internal operations; he was promoted to senior associate athletic director on July 1, 1999. Prior to coming to Oregon State, he spent 19 years on the athletic department staff at the University of Michigan.

Since arriving at OSU, De Carolis has developed and executed the financial recovery plan that helped the Department of Athletics eliminate a \$12.5 million accumulated deficit and grow the overall budget by more than \$25 million. At the same time, the department was able to not only maintain competitive teams, but also had its first winning football season in nearly three decades, its first winning men's basketball campaign in 15 years, the softball program made its first appearance in the College World Series and the baseball team competed in the College World Series for the first time in over five decades – capturing the 2006 and 2007 national championships. With him in a leadership role, the football program has played in 10 bowl games, men's basketball captured the College Basketball Invitational (2009), and gymnastics has competed in the national championships seven of the last eight years. OSU experienced one of its best athletic seasons in school history in 2012-13 with three teams winning Pac-12 Conference titles (baseball, wrestling, gymnastics).

De Carolis has been responsible for hiring some of the most high profile coaches in OSU history, including Mike Riley (football), former U.S. Olympic coach Taras Liskevych (volleyball), three-time NCAA Coach of the Year Jim Zalesky (wrestling), Craig Robinson (men's basketball), Kelly Sullivan (women's track/cross country), Larry Liebowitz (women's swimming), Linus Rhode (women's soccer), Steve Todd (men's rowing), Emily Ford (women's rowing), Steve Simmons (men's soccer), Scott Rueck (women's basketball), Jon Reehorn (men's golf) and most recently Laura Berg (softball).

He spearheaded the feasibility study for a plan that has expanded and renovated Reser Stadium to its current capacity of nearly 46,000. Improvements at the Stadium since the beginning of 2005 have included a new east side structure that houses some of the best amenities in all of college football, construction of the largest video board in the Pac-12 (as of 2007 season) and new seating in the south end zone. In all, approximately \$115 million in improvements to the football facility alone has enabled "Beaver Nation" to create one of the best home field advantages in the country. Beaver fans have responded with record ticket purchases.

Facilities have been at the forefront of De Carolis' goals and in the last year OSU has opened the Student Success Center (SSC), the Whyte Track and Field Center and the OSU Basketball Center.

The \$14 million SSC is a shared facility with the OSU campus, the first phase of the \$8 million track facility opened in September of 2012 and the four-story \$15 million Basketball Center next to the recently built Sports Performance Center (SPC) opened in July of 2013.

The SPC houses a 17,000-square foot strength training area and a 7,000-square foot wrestling practice facility. In 2009 and '12 Gill Coliseum underwent an exterior improvement project, in addition to the construction of a \$4 million sports medicine facility and women's basketball locker room. The Valley Football Center is also undergoing a continuing remodeling phase with major



plans to update the facility in the near future.

In addition to the latest projects, De Carolis has also managed the recent completion of the home of the two-time national champion baseball team – Goss Stadium at Coleman Field. During his tenure the Merritt Truax Indoor Center and the OSU Softball Complex have been constructed, and the Tommy Prothro Football Complex and several locker rooms were renovated.

It's not all about wins, losses or new facilities; De Carolis has stressed the importance of being a total student-athlete and being a part of the community. With his leadership, nearly 50 percent of the entire athletic roster sports a cumulative GPA of 3.00 or higher. Community service hours have increased nearly 300 percent during his tenure and contributions for scholarships to the Beaver Athletic Student Fund have increased from \$6 million to over \$11 million.

De Carolis is also actively involved in national and conference level committees just having completed a stint as chair of the conference television committee, former chair of the conference budget and finance committee, and served on the bowl committee. He also has been active on numerous NCAA committees, including the Football Bowl Subdivision Issues Committee, the Student-Athlete Benefits and Financial Aid Cabinet, and the prestigious Management Council (MANCO).

He started his Michigan career in 1979 as an administrative assistant. He was promoted to assistant business manager in 1980; at the same time, he was also named the head softball coach. De Carolis was Michigan's softball coach from 1980 to 1984 and his Wolverines had a third-place finish at the AIAW national championships.

De Carolis was promoted from assistant business manager to business manager in 1983; in 1987 to assistant athletic director for business; in 1990 to associate athletic director for internal operations; in 1994 to senior director for financial operations; in 1996 to senior associate athletic director and became responsible for all athletic facilities and venues at Michigan.

Under his leadership as senior director for financial operations, De Carolis led negotiations with Nike for an all-school contract for athletic shoes and apparel -- one of the first of its kind in the country. He established a long-term relationship with Pepsi-Cola for beverage rights, to all athletic venues.

De Carolis also spearheaded a "gift brick" donor program for Michigan Stadium, developed a comprehensive capital improvement program and coordinated the development of a master plan for the renovation of Michigan Stadium.

De Carolis is a 1976 graduate of Bloomsburg State College in Bloomsburg, Pa., with a B.S. in business education. He received a Master's of Science degree in sports management in 1979 from the University of Massachusetts. During his undergraduate days at Bloomsburg, he was a two-year letterwinner in football and baseball from 1973-75.

He got his first taste of coaching at Bloomsburg State when he served as an assistant coach in baseball and football from 1976-78.

In the fall of 2008 he was awarded the Harold VanderZwaag distinguished alumnus award from UMASS. In the fall of 2009 he was inducted into the Bloomsburg University Hall of Fame.

Bob is married to the former Sandra Taylor and they have three children, daughter Lyndsay, a 2011 graduate of the University of Michigan, and twin daughters Lauren and Hayley. Lauren is a junior at the University of Wisconsin and Hayley is a junior at California Polytechnic State University (SLO).



**Dr. Joseph Spatafora**  
Faculty Ath. Rep.



**Marianne Vydra**  
Senior Associate Athletic Director/Senior Women's Admin.



**Dr. Doug Aukerman**  
Senior Associate Athletic Director/Sports Medicine



**Bob Clifford**  
Senior Associate Athletic Director, Sports & Admin.



**Shawn Heilbron**  
Senior Associate Athletic Director/Development



**Mark Spencer**  
Senior Associate Athletic Director, Business



**Kyle Pifer**  
Senior Associate Athletic Director, Compliance



**Dr. Kate Halischak**  
Associate Athletic Director, S-A Academic Affairs



**Steve Fenk**  
Associate Athletic Director, Athletic Communications



**Steve Sullivan**  
General Manager, Beaver Sports Properties



**Bob Westlund**  
Vice President Emeritus, Our Beaver Nation



**Jeff Macy**  
Director of Sports Performance



**Jacque Bruns**  
Assistant Athletic Director, Business Operations



**Cecil Hairston**  
Assistant Athletic Director, Ticket Operations



**Linda Johnson**  
Assistant Athletic Director, Life Skills/Student Development



**Nikki Pruett**  
Assistant Athletic Director, Marketing & Promotions



**2006 & 2007 NATIONAL CHAMPIONS**

**5 College World Series Appearances:** 1952, 2005, 2006, 2007, 2013 | **5 NCAA Super Regional Appearances:** 2005, 2006, 2007, 2011, 2013

**14 NCAA Regional Appearances:** 1952, 1962, 1963, 1983, 1985, 1986, 2005, 2006, 2007, 2009, 2010, 2011, 2012, 2013



**Reza  
Aleaziz** #43  
**RHP**Freshman • 6'4" • 230 • HS  
Bats/Throws: R/R  
Beaverton, Ore.  
Southridge**Southridge High School**

Three-year letterwinner for head coaches Dan Fitzgerald and Joe Monahan ... During his tenure, earned all-league and all-state honors and was named Metro League Player of the Year ... Played in the All-Star series in baseball ... Also lettered three years in football as a quarterback ... Served as team captain in both baseball and football.

**Personal**

Majoring in electrical engineering ... Born July 11, 1995 ... Son of Raya and Farzad Aleaziz ... Has one brother, Hamed, and a sister, Ali ... Enjoys playing video games and hanging out with friends in his spare time ... Favorite athlete is Felix Hernandez ... Favorite TV show is Game of Thrones ... Chose Oregon State because of "the history and hard working environment. Everyday shares the same passion."

**Clay  
Bauer** #29  
**RHP**Senior • 6'6" • 211 • 1L  
Bats/Throws: R/R  
Livermore, Calif.  
Livermore/College of San Mateo**MLB First-Year Player Draft**

Was selected in the 48th round of the 2011 MLB First-Year Player Draft by Colorado but did not sign.

**2013 (Junior)**

Appeared in one game, allowing one hit and one run in 1 12/3 innings ... Made the start against San Diego State and worked 1 2/3 innings with one strikeout (2/24).

**2012 Summer**

Pitched in three games, all starts, for the Bend Elks of the West Coast League ... Went 0-2 with a 3.64 ERA in 12 1/3 innings.

**College of San Mateo**

Was 4-6 his sophomore year, posting a 4.21 earned run average in 14 games and 66 1/3 innings of work ... Struck out 68 ... Named All-Northern California as a freshman in junior college ... Also named Coast Golden Gate Conference Co-Pitcher of the Year ... Finished freshman campaign at College of San Mateo with a 6-2 record and was third in his conference with a 2.18 ERA ... Struck out 43 in 66 innings while holding opponents to a .227 batting average.


**Livermore High School**

Was 2-5 as a senior at Livermore High School, posting a 3.29 ERA in 49 innings ... Went 1-4 as a junior, finishing with a 4.20 ERA in 39 innings.

**Personal**

Majoring in sociology ... Son of Cheryl and Dave Bauer ... Born July 10, 1992 ... Has an older sister, Lauren ... Father played football collegiately at Cal State Hayward ... Enjoys fly fishing and being in the outdoors in his spare time ... Favorite athlete is Tim Lincecum and favorite movie is

Step Brothers ... Chose Oregon State because "I love the area and the coaches and have heard only good things about the program."

**Bauer's Career Single-Game Highs**Innings pitched: 1.2, at San Diego State, Feb 24, 2013  
Walks allowed: 2, at San Diego State, Feb 24, 2013  
Strikeouts: 1, at San Diego State, Feb 24, 2013  
Batters faced: 8, at San Diego State, Feb 24, 2013  
Field chances: 1, at San Diego State, Feb 24, 2013  
Assists: 1, at San Diego State, Feb 24, 2013**Philip  
Belding** #48  
**RHP**Junior • 6'1" • 185 • TR  
Bats/Throws: R/R  
Beaverton, Ore.  
Westview/Western Nevada CC**Western Nevada Community College**

Played two years at Western Nevada ... Earned second-team all-league honors as a sophomore ... Went 8-2 with a 2.40 ERA in 17 games his sophomore season, posting 67 strikeouts in 97 1/3 innings ... Was 2-1 with a 3.09 ERA in 12 games as a freshman ... Posted 19 strikeouts in 32 innings.

**Westview High School**

Earned first-team all-league honors as a senior ... Batted .317 with 19 RBI as a senior ... Earned All-America honorable mention by Collegiate Baseball as a senior.

**Personal**

Majoring in finance ... Born September 26, 1992 ... Son of Patty and Chris Belding ... Favorite athlete is James Harden ... Favorite movie is the Dark Knight ... Favorite TV show is It's Always Sunny In Philadelphia ... Chose Oregon State because "I have always been a Beaver fan and most of my family attended Oregon State."

**John  
Carroll** #39  
**OF**Freshman • 6'2" • 195 • HS  
Bats/Throws: R/R  
Bend, Ore.  
Mountain View**Oregon State Football**

A wide receiver for the team ... Did not play in 2013.

**Mountain View High School**

Earned 12 letters for the Cougars; four each in football, basketball and baseball ... Played wide receiver and cornerback in football ... Played power forward for the basketball team ... Played center field in baseball ... Named Intermountain Conference Player of the Year in 2012 in football ... Five-time all-state athlete overall.

**Personal**

Born September 8, 1994 in Jacksonville, Fla. ... Son of Steve and Muffer Carroll ... Has one brother, Joseph ... Enjoys swimming, ping pong, volleyball and pickleball ... Graduated from Mountain View with a 4.0 grade point average ... Chose Oregon State because of "the great coaches, great culture and good competition" ... Plans to study engineering.



**Jerad  
Casper** #15  
**INF**

Senior • 6'0" • 204 • 1L  
Bats/Throws: R/R  
Maple Valley, Wash.  
Tahoma/Bellevue College

**2013 (Junior)**

Played in 29 games, starting 20, and batted .167 with four doubles and 11 RBI ... Drove in a run and went 1-for-4 with a run scored against Oregon (4/9) ... Extended his hit streak to three games by going 1-for-3 with two RBI against Portland (4/2) ... Tripled home a run and went 1-for-2 in the finale against Arizona (3/17) ... Drove in two on a double and scored two runs against Gonzaga (2/16) ... Went 1-for-3 with a walk to open the season against Utah Valley (2/15).

**Bellevue College**

Played two years for Bellevue College ... Hit .270 as a sophomore, tallying seven doubles, one triple, four home runs and 35 runs batted in ... Earned second-team North Region and first-team defense North Region honors as a freshman ... Batted .297 as a freshman, driving in 34 with 11 home runs, 10 doubles and 19 walks.

**Tahoma High School**

Lettered three years for head coach Russ Hayden at Tahoma High School ... Earned all-league honors all three years in addition to being named All-State and his team's most valuable player ... As a senior, batted .507 with 39 RBI and 13 home runs.

**Personal**

Majoring in sociology ... Born January 29, 1992 ... Son of Ginny and Jerry Casper ... Has one older brother, Josh ... Born in Renton, Wash. ... Enjoys fishing, playing guitar, sports and hiking in his spare time ... Favorite professional athlete is Josh Hamilton and favorite TV show is Workaholics ... Favorite movie is The Dark Knight ... Chose Oregon State because of "the coaching staff and the winning tradition."

**Casper's Career Single-Game Highs**

Hits: 1, 11 times  
Doubles: 1, 4 times  
Total bases: 2, 4 times  
RBI: 2, Portland, Apr 02, 2013 ; vs Gonzaga, Feb 16, 2013 ; vs UC Riverside, Feb 17, 2013  
Runs scored: 2, vs Gonzaga, Feb 16, 2013  
Walks: 1, 11 times  
Struck out: 2, vs UC Riverside, Feb 17, 2013 ; Arizona State, Mar 22, 2013 ; at San Diego, Mar 30, 2013  
Sac flies: 1, Portland, Apr 02, 2013  
At bats: 4, Oregon, Apr 09, 2013 ; vs UC Riverside, Feb 17, 2013 ; vs UC Riverside, Feb 18, 2013  
Field chances: 16, Bryant, Mar 02, 2013  
Putouts: 15, Bryant, Mar 02, 2013  
Assists: 5, San Francisco, Mar 12, 2013



**Caylen  
Clardy** #41  
**INF/OF**

Sophomore • 5'10" • 190 • TR  
Bats/Throws: R/R  
Beaverton, Ore.  
Aloha/College of the Siskiyous

**College of the Siskiyous**

Played one season, batting .289 with two doubles, one home run and 15 runs batted in ... Stole 16 bases.

**Aloha High School**

Lettered three years for head coach Brad Neffendorf ... During his tenure, served as team captain and was ranked No. 4 overall in Oregon by Baseball Northwest ... Selected for Mariners Cup and Mariners Scout Team ... Honorable Mention All-American by Perfect Game ... Also lettered three years at quarterback and cornerback in football ... As a senior, named first-team all-state at defensive back and honorable mention at quarterback.

**Personal**

Majoring in communications ... Son of Rene and Russell Clardy ... Born March 11, 1993 in Portland ... Has three siblings: Micah, Tiawna and Jeramie ... Enjoys music production, ping pong and fishing in his spare time ... Favorite athlete is Robinson Cano ... Favorite movie is Remember The Titans ... Chose Oregon State "Because there is no better place to play ball than Beaver Nation."



**Gabe  
Clark** #16  
**INF**

Sophomore • 6'0" • 210 • 1L  
Bats/Throws: R/R  
Riverside, Calif.  
John W. North

**2013 (Freshman)**

Played in 15 games, making seven starts, and batted .161 with a double, one triple and four RBI ... Doubled and went 1-for-4 with an RBI in the finale against Bryant (3/3) ... Tripled and drove in a run in the second game of a doubleheader against Bryant (3/2) ... Drove in the game-winning run in the fourth on his first career hit in a win over Gonzaga (2/16).

**John W. North High School**

Four-year letterwinner for John W. North High School and head coach Steve Madril ... Batted .511 as a senior with 12 doubles, two triples, 11 home runs, 41 RBI and 18 stolen bases and was named all-league and all-state ... Also pitched in 63 innings, going 4-3 with a 3.00 ERA ... Louisville Slugger All-American his senior year ... Named first-team all-league and MVP of his area as a junior after he batted .425 with 32 RBI, five home runs, 13 doubles, a triple and nine stolen bases ... In 2011, named First-Team CAL-HI Sports All-State and First-Team All Area in Southern California ... As a sophomore, named second-team all-league ... Batted .308 with two home runs, seven doubles, two triples and 11 RBI as a sophomore ... Freshman year, batted .308 with a home run, five doubles and 20 RBI and was named second-team all-league.

**Personal**


Majoring in business ... Son of Monica and Jim Clark ... Born October 5,



1994 ... Has four siblings: Jamie, Bryttane, Brooke and Kris ... Favorite professional athlete is Mark Trumbo and favorite TV show is Workaholics ... Chose Oregon State because of a "great business program and a great baseball program."

#### Clark's Career Single-Game Highs

Hits: 1, 5 times  
Doubles: 1, Bryant, Mar 03, 2013  
Triples: 1, Bryant, Mar 02, 2013  
Total bases: 3, Bryant, Mar 02, 2013  
RBI: 1, 4 times  
Runs scored: 1, vs Gonzaga, Feb 16, 2013 ; vs UC Riverside, Feb 17, 2013 ; Bryant, Mar 03, 2013  
Struck out: 3, at San Diego State, Feb 21, 2013  
At bats: 5, vs Gonzaga, Feb 16, 2013  
Field chances: 2, Bryant, Mar 01, 2013



## Michael Conforto #8 OF

Junior • 6'1" • 217 • 2L  
Bats/Throws: L/R  
Woodinville, Wash.  
Redmond

#### 2013 (Sophomore)

*Perfect Game All-America First Team ... ABCA All-America First Team ... ABCA All-Region First Team ... Pac-12 Player of the Year ... All-Pac-12 First Team ... College World Series All-Tournament Team ... Pac-12 Player of the Week March 5 and March 19 ... Louisville Slugger National Player of the Week March 4 ... Pac-12 All-Academic Honorable Mention ...* Played in all 65 games and batted .328 with 14 doubles, one triple, 11 home runs and 47 RBI ... Tied for the Pac-12 lead with 11 home runs and was second with 130 total bases ... Recorded nine outfield assists, including two at home in the College World Series ... Finished with 26 multi-hit efforts and eight multiple-RBI games ... Played in all 30 Pac-12 games, batting .325 with five doubles, five home runs and 21 RBI ... Named to the College World Series All-Tournament Team after going 7-for-16 (.438) with four doubles ... Doubled, drove in a run, walked and went 2-for-4 against Louisville (6/17) ... Doubled twice, went 4-for-4, drove in a run and walked once against Mississippi State (6/15) ... Hit a solo home run in the first inning against Kansas State (6/9) ... Homered in the super regional opener against Kansas State (6/8) ... Drove in six runs on the strength of a grand slam and double in a three-hit effort in the finale against Oregon (5/19) ... Homered, went 2-for-4 and walked once against Oregon (5/18) ... Drove in two with a single in the series opener against California (5/3) ... Hit a solo home run in the fourth inning in the second game of the series against USC (4/27) ... Went 2-for-4 and doubled twice with an RBI in the opener against USC (4/26) ... Finished 2-for-5 with two runs and two RBI against San Diego (3/29) ... Hit a solo home run in the first and went 2-for-4 in the finale against Arizona (3/17) ... Homered, drove in three and went 3-for-5 in the opener against Arizona (3/15) ... Hit a grand slam, a three-run home run, scored three runs and drove in seven in a 3-for-5 effort in the series finale against Bryant (3/3) ... Homered for the second straight game and drove in two in the second game of a DH against Bryant (3/2) ... Homered and went 3-for-4 with three RBI in the first game of a DH against Bryant (3/2) ... Doubled and finished 2-for-5 in the series finale against San Diego State (2/24) ... Went 2-for-5 with a double and an RBI in the season opener against Utah Valley (2/15).

#### 2012 Summer

Played in 16 games for the USA Baseball Collegiate National Team and batted .208 (11-for-53) with two doubles, two home runs and 12 RBI ... Walked seven times ... Hit home runs in consecutive games during a five-game set at Cuba, including a grand slam July 5.

#### 2012 (Freshman)

*Baseball America All-America Second Team ... ABCA All-America Second Team ... NCBWA All-America Second Team (first freshman All-American in OSU history) ... Perfect Game USA All-America Third Team ... NCBWA Freshman Hitter of the Year and Freshman All-America First Team ... Louisville Slugger Freshman Hitter of the Year and Freshman All-America First Team ... Baseball America Freshman All-America First Team ... Perfect Game USA Freshman All-America First Team ... Pac-12 Freshman Of the Year ... All-Pac-12 First Team ... ABCA All-West Region First Team ... Baton Rouge Regional All-Tournament Team ...* Batted a team-leading .349 and led Pac-12 with 76 RBI and tied for lead with 13 home runs ... Led Pac-12 with eight home runs and 36 RBI while batting .281 in league play ... Went 2-for-4 with an RBI and a double in the season finale against LSU (6/3) ... Drove in four and went 3-for-4 with a double against Louisiana-Monroe (6/3) ... Drove in two to give him 71 RBI on the year on the strength of a 2-for-4 effort in the series finale against Oregon (5/27) ... Broke the OSU single-season mark for RBI with a three-run home run in the third against Washington State in the series finale to give him 69 RBI on the year (5/20) ... Hit a three-run home run in the series opener at Washington State (5/18) ... Went 2-for-3 and scored four runs in a non-conference game against Portland (5/15) ... Drove in three and went 3-for-5 with a double and the game-tying RBI in the ninth at Utah (5/13) ... Homered twice and drove in five runs in going 3-for-5 against Utah (5/11) ... Went 2-for-4 with an RBI and a double against Stanford (5/4) ... Singled four times and drove in four in the series finale against Arkansas-Pine Bluff (4/15) ... Tripled home three runs and went 1-for-4 with two runs scored against Arkansas-Pine Bluff (4/14) ... Hit two three-run home runs, including the game-winner in the 10th inning, in the two-game series finale against Nevada (4/10) ... Homered and drove in two in the Beavers' win over Washington in the series finale (4/1) ... Hit a two-run home run and went 1-for-4 in the series finale against Arizona (3/25) ... Became first Beaver since 2008 with six RBI in going 3-for-5 with a double against California (3/18) ... Doubled, homered, drove in two and finished 3-for-4 in the comeback win against Oklahoma (3/11) ... Tallied sixth multi-hit game of the season, going 3-for-5 with two runs against Northern Illinois (3/4) ... Hit a two-run home against Kansas State to extend his hit streak to four game (2/26) ... Set a season high and extended hit streak to three games by going 3-for-3 against San Diego (2/25) ... Tallied a 2-for-4 effort and drove in a run against SDSU (2/24) ... Went 2-for-4 against UCSB in the series finale, collecting his first home run and double while driving in four (2/19).

#### Redmond High School

Named All-State and All-League after senior campaign ... Batted .400 as a senior, finishing with five doubles, a triple, seven home runs and 19 RBI in 29 games ... Stole eight bases ... Rated as the No. 3 player in the state of Washington by Baseball Northwest prior to senior year ... Perfect Game USA rates him as the No. 6 player in Washington and 211th nationally ... Named to 2010 Perfect Game USA Preseason High School Underclassmen All-American Honorable Mention team ... Played in the 2010 Area Code Games in Long Beach, Calif. ... Earned 2010 all-state first-team honors as an infielder ... Named to KingCo 4A All-League first team after his junior season ... Hit .361 as a junior, finishing with five doubles, two triples and nine home runs ... Posted 32 RBI ... Named to KingCo 4A All-League second team after his sophomore season ... Batted .310 his sophomore season, tallying two doubles, a triple and eight home runs ... Drove in 21 and stole five bases ... Teammate of current Beaver Dylan Davis while in high school ... Lettered two years in football as a quarterback and free safety ... Named second-team all-state in football.

#### Personal

Major is undecided ... Born March 1, 1993 ... Son of Tracie and Mike Conforto ... Has one sister, Jacqueline ... Jacqueline plays soccer at Azusa Pacific and father, Mike, played football at Penn State ... Member of the honor roll in high school ... Favorite TV show is Seinfeld and favorite movie is Old School ... Chose Oregon State because of "it's a great program with great coaches and a great school."

#### Conforto's Career Single-Game Highs

Hits: 4, Arkansas-Pine Bluff, Apr 15, 2012 ; vs Mississippi State, Jun 15,





2013  
Doubles: 2, USC, Apr 26, 2013 ; vs Mississippi State, Jun 15, 2013  
Triples: 1, Arkansas-Pine Bluff, Apr 14, 2012 ; at San Diego State, Feb 21, 2013  
Home runs: 2, at Nevada, Apr 10, 2012 ; Bryant, Mar 03, 2013 ; at Utah, May 11, 2012  
Total bases: 9, Bryant, Mar 03, 2013 ; at Utah, May 11, 2012  
RBI: 7, Bryant, Mar 03, 2013  
Runs scored: 4, Portland, May 15, 2012  
Walks: 4, vs UC Riverside, Feb 17, 2013  
Hit by pitch: 2, at Oregon, Apr 24, 2012  
Struck out: 3, at Portland, Apr 17, 2013 ; vs Saint Louis, Mar 03, 2012 ; San Francisco, Mar 12, 2013  
Sac flies: 1, at San Diego State, Feb 21, 2013 ; vs Winthrop, Mar 02, 2012 ; Arizona State, Mar 24, 2013  
Sac bunts: 1, at Portland, Apr 16, 2012 ; at USC, Apr 28, 2012  
At bats: 6, at Utah, May 12, 2012  
Field chances: 7, vs Mississippi State, Jun 21, 2013  
Putouts: 6, vs Mississippi State, Jun 21, 2013  
Assists: 2, California, May 05, 2013



**Dylan Davis** #10  
**OF/P**

Junior • 6'0" • 215 • 2L  
Bats/Throws: R/R  
Redmond, Wash.  
Redmond

**2013 (Sophomore)**

*Corvallis Regional Most Outstanding Player and All-Tournament Team ... All-Pac-12 First Team ...* Played in 63 games, starting 62, and batted a team-leading .335 with a Pac-12 leading 22 doubles and 61 runs batted in ... Hit five home runs and tallied a Pac-12 leading 86 hits overall ... Recorded 30 multi-hit efforts and 19 multi-RBI games ... Played in all 30 Pac-12 games and batted .336 with 11 doubles, one triple, three home runs and a Pac-12 leading 36 RBI ... Homered and went 2-for-6 with three RBI against Kansas State (6/9) ... Drove in the game-winning runs in the ninth and went 3-for-5 against UTSA (5/31) ... Homered for the second consecutive game, doubled and finished 3-for-5 with two RBI in the season finale against Washington State (5/26) ... Homered and drove in four runs in a 2-for-4 effort against Washington State (5/25) ... Tied a career-best with eight RBI on the strength of a 3-for-5 effort with a double against Stanford (5/11) ... Doubled, tripled, drove in three and went 2-for-5 against Stanford (5/10) ... Doubled and drove in three runs in a 2-for-4 effort against Cal (5/4) ... Doubled, drove in two runs and walked in the finale against USC (4/28) ... Doubled, drove in a run and went 2-for-5 in the opener against USC (4/26) ... Homered, went 2-for-4 and scored three runs with two RBI in the series finale against Washington (4/21) ... Drove in two and went 2-for-5 against Utah (4/13) ... Went 2-for-5 with a run and a double against Portland (4/2) ... Doubled twice and went 2-for-6 with an RBI against San Diego (3/29) ... Extended his hit streak to eight games by going 2-for-4 with three RBI against San Francisco (3/13) ... Hit his first home run of the season in a loss to San Francisco (3/12) ... Drove in two and went 2-for-5 with three runs in the opener against Texas State (3/8) ... Doubled twice and went 2-for-5 with two runs scored against Bryant (3/3) ... Doubled and went 3-for-5 in the series finale against San Diego State (2/24) ... Tripled and went 3-for-4 with an RBI against San Diego State (2/23) ... Doubled home a run in a 1-for-4 effort against San Diego State (2/22) ... Tripled and went 2-for-3 with three RBI against UC Riverside (2/17).

**2012 Summer**

Played for the Brewster Whitecaps of the Cape Cod League and batted .226 with two doubles, one triple, one home run and four RBI in 10 games ... Also pitched in nine games, starting three, and went 0-2 with a 7.04

ERA ... Struck out 15 in 15 1/3 innings ... Was the Home Run Derby winner at Fenway Park for MLB scouts.

**2012 Batting (Freshman)**

Batted .247 with 12 doubles, three home runs and 30 RBI ... Tripled and went 2-for-4 with two RBI in a midweek game against Portland (5/15) ... Doubled, homered and went 3-for-5 with two RBI against Arkansas-Pine Bluff (4/15) ... Homered, doubled twice and finished 3-for-5 with five RBI and two runs scored in Oregon State's comeback win over Oklahoma (3/11) ... Doubled and drove in three against Illinois (3/10) ... Finished 4-for-4 with three runs, two doubles, a home run and four RBI in the finale in Arizona against Northern Illinois (3/4) ... Doubled twice and finished 3-for-5 with two runs scored in the 6-5 win over Saint Louis (3/3) ... Doubled home two in OSU's five-run eighth and went 2-for-5 in the win over Winthrop (3/2) ... Drove in his first career run and went 2-for-5 with two runs against UC Santa Barbara (2/19) ... Posted a 4-for-6 effort, his first multi-hit game, with a run scored against UCSB (2/18).

**2012 Pitching (Freshman)**

Went 1-1 with a 4.32 ERA in 8 1/3 innings ... Was 1-0 with a save in three games and just one inning in Pac-12 play ... Took the loss after allowing one hit, one run and two walks against LSU (6/3) ... Made just six pitches and got one out to close out the seventh and earn his first career victory in the second game of the series against Oregon (5/26) ... Picked up his first career save after throwing two pitches to get the final out of the game in the series finale against Washington State (5/20) ... Worked an inning of relief against Portland, and topped 100 mph with one walk and a strikeout (5/15) ... Limited Oregon to a walk and an infield single in a scoreless inning of relief (5/8) ... Made OSU debut on the mound, allowing three hits and three runs in two innings against San Diego State (2/24).

**Redmond High School**

Named All-League and All-State after his senior campaign ... Batted .420 with five doubles, a triple, 10 home runs and 35 RBI as a senior ... Stole nine bases ... As a pitcher, was 7-3 with a 3.92 ERA in 11 games ... Opponents batted .150 against him and he struck out 61 in 50 innings of work ... Rated as the No. 36 player in the nation and No. 1 player in the state of Washington by Perfect Game USA prior to senior season ... Rated as the No. 2 player in the state of Washington by Baseball Northwest ... Played in the 2010 AFLAC All-American High School Baseball Classic at Petco Park in San Diego ... Earned KingCo 4A All-League honors his junior year at outfield and was named second-team all-state as a pitcher ... Batted .438 his junior season, posting five doubles, a triple, 11 home runs and 37 RBI ... On the mound, was 4-1 with a 2.35 earned run average in nine games, throwing 66 strikeouts in 41 2/3 innings ... Earned KingCo 4A All-League honors his sophomore year at outfield ... Hit .315 his sophomore year, tallying three doubles, two triples and six home runs ... Drove in 21 ... On the mound, was 7-0 with a 2.05 ERA in 11 appearances, with two complete games ... Threw in 44 1/3 innings, striking out 36 ... Played for the Team USA 14U National Team that won gold in Guatemala in 2007 ... Also played for the 16U Team in 2009 that won gold in Taiwan.

**A Beaver In The Community**

Davis is active in the community, having spent time cleaning up parks and working in a kitchen for the homeless.

**Personal**

Major is undecided ... Born July 20, 1993 in Redmond, Wash. ... Son of Diana and Pat Davis ... Is an only child ... Enjoys hanging out with friends, video games and playing basketball and football in his spare time ... Biggest athletic thrill is winning a gold medal with the USA Baseball 16U National Team and participating in the Aflac All-American Game ... Chose Oregon State because of "the coaching staff and the chance to win a national championship."


**Davis' Career Single-Game Highs**

Hits: 4, at UC Santa Barbara, Feb 18, 2012 ; vs Northern Illinois, Mar 04, 2012



Doubles: 2, 5 times  
 Triples: 1, 4 times  
 Home runs: 1, 8 times  
 Total bases: 9, vs Northern Illinois, Mar 04, 2012  
 RBI: 5, Oklahoma, Mar 11, 2012 ; at Stanford, May 11, 2013  
 Runs scored: 3, at Washington, Apr 21, 2013 ; vs Northern Illinois, Mar 04, 2012 ; Texas State, Mar 08, 2013  
 Walks: 2, 4 times  
 Hit by pitch: 2, Connecticut, Mar 10, 2012  
 Struck out: 3, at UC Santa Barbara, Feb 18, 2012  
 Sac bunts: 1, vs UC Riverside, Feb 18, 2013  
 At bats: 6, 7 times  
 Stolen bases: 2, Bryant, Mar 02, 2013 ; Texas State, Mar 08, 2013 ; Washington State, May 24, 2013  
 Caught stealing: 1, 4 times

Innings pitched: 2.0, at San Diego State, Feb 24, 2012  
 Walks allowed: 3, Oklahoma, Mar 11, 2012  
 Strikeouts: 2, at San Diego State, Feb 24, 2012  
 Batters faced: 10, at San Diego State, Feb 24, 2012



## Chandler Edén #22 RHP

Freshman • 6'1" • 175 • HS  
 Bats/Throws: R/R  
 Yuba City, Calif.  
 Yuba City

### MLB First-Year Player Draft

Selected in the 36th round of the 2013 MLB First-Year Player Draft by the Miami Marlins but did not sign.

### 2013 Summer


Pitched in 13 games, making three starts, and went 2-0 with a 1.87 ERA for the Marysville Gold Sox ... Worked in 33 2/3 innings, striking 36 while opponents batted .211 against him ... Named the top prospect of the Horizon Air Summer Series.

### Yuba City High School

Lettered four years for head coach Dave Rodrigues ... Named Tri-City Conference Pitcher of the Year as a senior ... Claimed six wins his senior season, posting a 1.83 earned run average in 68 2/3 innings ... Struck out 119 and held opposing batters to a .110 batting average ... Rated as the No. 98 high school player in North America by Baseball America ... Rated as the No. 191 high school player by Perfect Game USA ... Played for the Oakland Athletics Area Code Team in 2012 ... Earned outstanding pitching award for his team in 2012 and Appeal Democrat All-Area as a junior ... Went 7-1, struck out 63 and posted a 2.03 earned run average in 2012 ... Started nine games and pitched in 51 2/3 innings ... Gave up just three extra-base hits and allowed opponents an average of .169 ... Also batted .380 with six doubles and 15 RBI

### Personal

Major is undecided ... Born August 27, 1995 ... Son of Shelly and Lincoln Edén ... Has one brother, Cameron ... Enjoys golfing in his spare time ... Was on Honor Roll at Yuba City High School ... Favorite movie is Pulp Fiction ... Chose Oregon State because "it is one of the best baseball programs in the country."



## Max Engelbrekt #34 LHP

Sophomore • 6'3" • 195 • 1L  
 Bats/Throws: L/L  
 Seattle, Wash.  
 Bishop Blanchet

### 2013 (Freshman)

Pitched in 22 games, all in relief, and went 5-1 with a 1.30 ERA ... Finished with five saves and tallied 27 2/3 innings of work ... Pitched in nine Pac-12 games, going 2-1 with a 0.82 ERA in 11 innings ... Saved his fifth game of the season with one inning of scoreless relief against UC Santa Barbara (6/1) ... Picked up his fifth win with 1 2/3 innings of scoreless relief against UTSA (5/31) ... Earned the win in the finale against Washington State after allowing two hits with a strikeout in 1 1/3 innings (5/26) ... Threw 1 1/3 innings of relief against Seattle, striking out three while allowing one hit (4/22) ... Picked up win No. 3 after going a season-long 3 1/3 innings in the series finale vs. ASU, holding the Sun Devils scoreless (3/24) ... Recorded his fourth save by holding San Francisco scoreless in two innings (3/13) ... Picked up save No. 3 while holding Texas State to one run in an inning of work (3/10) ... Struck out three in an inning in the second game of a DH against Bryant to earn his second save (3/2) ... Struck out one and did not allow a hit or run in 2 1/3 innings against San Diego State (2/21) ... Earned a win after throwing 2 2/3 innings of shutout relief against UC Riverside (2/18) ... Picked up his first career save in his first appearance in the season opener against Utah Valley (2/15).

### Bishop Blanchet High School

Lettered four years for head coach George Monica ... Named team MVP in 2011 and first-team All-Metro after going 8-1 with a 0.57 earned run average ... Threw in nine games, going 61 innings, and struck out 85 with seven complete games ... Also batted .350 with two home runs, two doubles and 18 RBI ... As a sophomore in 2010, was named first-team all-Metro and honorable mention all-state after going 7-2 with a 2.35 ERA in 10 games ... Threw 50 innings, striking out 40 and threw two complete games ... Also, at the plate, batted .395 with 20 RBI and four doubles ... Went 0-1 with a 2.10 ERA in four games as a freshman ... Threw in five innings, striking out eight.

### Personal

Majoring in business ... Son of Dianne and Mark Engelbrekt ... Born September 30, 1993 ... Has one sister, Lily ... Favorite professional athlete is Felix Hernandez ... Favorite movie is Se7en and favorite TV show is The Wire ... Chose Oregon State "because of the competitiveness of the program."

### Engelbrekt's Career Single-Game Highs

Innings pitched: 3.1, Arizona State, Mar 24, 2013  
 Walks allowed: 4, Arizona State, Mar 24, 2013  
 Strikeouts: 3, at Seattle, Apr 22, 2013 ; vs Utah Valley, Feb 15, 2013 ; Bryant, Mar 02, 2013  
 Batters faced: 15, Arizona State, Mar 24, 2013  
 Field chances: 2, at Arizona, Mar 16, 2013  
 Putouts: 1, at UC Santa Barbara, Jun 01, 2013 ; Arizona State, Mar 24, 2013 ; Washington State, May 26, 2013  
 Assists: 1, at Seattle, Apr 22, 2013 ; at San Diego State, Feb 21, 2013 ; at Arizona, Mar 16, 2013  
 Runners CS: 1, at UCLA, Apr 06, 2013



**Nate** #6  
**Esposito** C

Junior • 5'10" • 186 • 2L  
Bats/Throws: R/R  
Granite Bay, Calif.  
Granite Bay

**MLB First-Year Player Draft**

Esposito was selected in the 46th round of the 2011 MLB First-Year Player Draft by Oakland but did not sign.

**2013 (Sophomore)**

Played in 20 games, starting 13, and batted .135 with three RBI ... Walked three times and went 0-for-1 against Utah (4/13) ... Went 2-for-3 and drove in a run in the second game of the series against UCLA (4/6) ... Drove in a run and was 1-for-1 against Bryant (3/3) ... Went 1-for-4 with a run and an RBI against UC Riverside (2/17).

**2012 Summer**

Played in 21 games for Corvallis of the West Coast League ... Batted .232 with one double and 10 RBI ... Compiled a 1.000 fielding percentage.

**2012 (Freshman)**

Played in 14 games, batting .167 (2-for-12) with two RBI ... Walked on a 3-0 pitch with the bases loaded in the 10th at Utah for the game-winning run (5/13) ... Drove in his first career run and went 1-for-3 against Arkansas-Pine Bluff (4/14) ... Recorded his first career hit in his first career start at catcher against Nevada (4/10).

**Granite Bay High School**

Named to Sierra Foothill All-League team after senior season ... As a senior, batted .329 with eight doubles, two triples and a home run in 26 games ... Drove in 26 and stole nine bases ... Ranked in the top 1,000 players nationally by Perfect Game USA prior to his senior year ... Competed at the 2010 Rawlings Northern California World Series, earning all-tournament honors ... Earned Sierra Foothill League First-Team honors after his junior year ... All-City honorable mention in baseball in 2010 ... Played for the Milwaukee Brewers California Area Code team in 2010 ... Batted .383 as a junior, tallying 23 RBI, 10 doubles, three triples and two home runs ... Stole four bases in six attempts ... Also lettered two years in football, as a junior and senior.

**A Beaver In The Community**

Esposito has served food at a homeless shelter for the Salvation Army.

**Personal**

Major is undecided ... Born June 25, 1993 in Sacramento, Calif. ... Son of Julie and Pat Esposito ... Has two brothers, Nick and Vinny ... Father, Pat, played collegiate baseball at Cal Poly ... Enjoys ping pong and pool basketball in his spare time ... Favorite TV channel is ESPN and favorite movie is Pulp Fiction ... Favorite athlete is Derek Jeter ... Chose Oregon State because of "the excellent baseball program."

**Esposito's Career Single-Game Highs**

Hits: 2, at UCLA, Apr 06, 2013  
Total bases: 2, at UCLA, Apr 06, 2013  
RBI: 1, 5 times  
Runs scored: 1, 7 times  
Walks: 3, Utah, Apr 13, 2013  
Hit by pitch: 2, at San Diego State, Feb 24, 2013  
Struck out: 2, Bryant, Mar 02, 2013 ; at San Diego, Mar 29, 2013  
At bats: 5, at San Diego, Mar 29, 2013  
Field chances: 11, Utah, Apr 14, 2013  
Putouts: 10, Utah, Apr 14, 2013

**2006 & 2007 NATIONAL CHAMPIONS**

**5 College World Series Appearances:** 1952, 2005, 2006, 2007, 2013 | **5 NCAA Super Regional Appearances:** 2005, 2006, 2007, 2011 2013

**14 NCAA Regional Appearances:** 1952, 1962, 1963, 1983, 1985, 1986, 2005, 2006, 2007, 2009, 2010, 2011, 2012, 2013



**Mason** #55  
**Fishback** C

Freshman • 6'0" • 178 • HS  
Bats/Throws: R/R  
Rancho Cucamonga, Calif.  
Rancho Cucamonga

**2013 Summer**

Played in five games for the Bend Elks of the West Coast League and recorded one hit.

**Rancho Cucamonga High School**

Three-year letterwinner for head coach RJ Farrel at Rancho Cucamonga High School ... Rated as the No. 489 high school player by Perfect Game USA ... Batted .316 as a senior ... Served as team captain in 2010 ... Batted .250 as a junior with two home runs and .222 as a sophomore ... Hit .477 with six home runs his freshman season.

**Personal**

Majoring in exploratory studies ... Born September 19, 1994 ... Son of Geri and George Fishback ... Has one brother, Warren ... Is related to former MLB player Greg Colbrunn ... Enjoys camping in his spare time ... Favorite athlete is Josh Hamilton ... Favorite TV show is The Walking Dead ... Chose Oregon State "because of the great coaching staff, facilities and background."



**Kevin** #31  
**Flemer** RHP

Freshman • 6'0" • 200 • HS  
Bats/Throws: R/R  
El Cerrito, Calif.  
St. Mary's

**2013 Summer**

Pitched in 11 games for the Corvallis Knights of the West Coast League, starting once, and was 2-1 with a 0.81 ERA ... Worked in 22 innings and recorded 17 strikeouts to just four walks ... Helped Corvallis to a league championship.

**St. Mary's College High School**

Four-year letterwinner for head coach John Nelson ... Rated as the No. 384 high school player by Perfect Game USA ... Competed in the 2012 Area Code Games for the Oakland Athletics squad ... Named to 2012 All-State First-Team and was a Contra Costa Times/East Bay top 100 athlete in 2011-12 ... First-Team all-league in 2011, 2012 and 2013 ... League pitcher of the year as a sophomore and junior ... Honorable mention selection as a freshman ... Went 10-1 with a 1.03 ERA in 12 games as a senior ... Recorded 108 strikeouts in 86 2/3 innings ... Also batted .405 with three doubles, three home runs and 16 RBI ... As a junior, batted .495 with five doubles, one triples, six home runs and 39 RBI ... As a pitcher, went 10-0 with a 1.37 ERA in 14 games ... Struck out 114 in 68 1/3 innings ... As a sophomore, hit .307 with six doubles, three home runs and 20 RBI and was 3-4 with a 1.88 ERA in 69 1/3 innings, striking out 87 ... Went 4-4 with a 2.33 ERA as a freshman, striking out 43 in 48 innings ... Also lettered four years in football and was a second-team all-league selection as a quarterback his junior season.

**Personal**

Majoring in economics ... Born June 11, 1995 ... Son of Ann and Paul Flemer ... Brother, Matt, pitched for California and was selected by Colorado in MLB Draft ... Enjoys jet-skiing, seeing movies and relaxing with family





and friends in his spare time ... Favorite athlete is Justin Smith ... Chose Oregon State because of "the coaching, academics and the opportunity to be a part of a prestigious program."



## Mak Fox #17 LHP

Freshman • 6'3" • 190 • HS  
Bats/Throws: L/L  
Auckland, New Zealand  
ACG Pernell College HS

### ACG Pernell College High School

High school did not field a club but played for Baseball New Zealand in the 2012 World Baseball Classic Qualifier in Taiwan ... Started against Thailand and scattered two hits and a run with five strikeouts in five innings ... Also played for New Zealand at 2012 18U Oceania Championship in Guam.

### Personal

Majoring in exercise and sports science ... Born Oct. 29, 1995 in Brisbane, Australia ... Son of Selena Fox and Andrew Rolfe ... Has one sister, Joselyn, and one brother, Nick ... Enjoys playing the guitar in his spare time ... Favorite athlete is Arnold Schwarzenegger and favorite thrill is pitching for New Zealand at the WBC Qualifier ... Chose Oregon State because of "the winning tradition, the fantastic coaching staff and amazing facilities."



## Logan Frandsen #56 OF

RS Freshman • 6'1" • 197 • RS  
Bats/Throws: R/R  
Walnut Creek, Calif.  
Las Lomas

### 2013 (Freshman)

Did not play.

### 2012 Summer

Played in 14 games for the Bend Elks of the West Coast League and batted .156 with one double and four RBI.

### Las Lomas High School

Lettered four years for head coach Jon Jones ... Named all-league senior year after batting .345 with five doubles, three triples and a home run ... Named first-team all-league and second-team All-East Bay region after his junior season ... Batted .410 as a junior, tallying three home runs, two doubles, six stolen bases and 17 RBI ... As a sophomore, hit .360 with two home runs ... Freshman year, he batted .265 with one home run.

### Personal

Major is undecided ... Born Aug. 12, 1993 ... Son of Linda and Curt Frandsen ... Has one older brother, Trevor ... Favorite professional athlete is Derek Jeter and favorite TV show is Swamp People ... Chose to attend Oregon State because of the "baseball program and academic opportunities."



## Jace Fry #11 LHP

Junior • 6'0" • 197 • 2L  
Bats/Throws: L/L  
Beaverton, Ore.  
Southridge

### MLB First-Year Player Draft

Fry was selected in the ninth round of the 2011 MLB First-Year Player Draft by Oakland but did not sign.

### 2013 (Sophomore)

Appeared in six games, all in relief, and was 0-1 with a 4.70 ERA in 7 2/3 innings ... Worked 3 1/3 innings of relief against Mississippi State, allowing just two hits (6/21) ... Finished with a perfect inning of relief against Washington State (5/26) ... Threw in his first game of the season in the finale against Cal, going 1/3 of an inning with one walk and one run allowed (5/5).

### 2012 (Freshman)

*Louisville Slugger Freshman All-America First Team ... Baseball America Freshman All-America Second Team ... Perfect Game USA Freshman All-America Second Team ... All-Pac-12 Honorable Mention ...* Went 5-3 with a 2.45 ERA in 13 games, all starts ... Struck out 53 in 88 1/3 innings and allowed 68 hits, with seven going for extra bases ... Threw three complete games and one shutout ... Was 4-3 with a 2.75 ERA in 10 Pac-12 appearances ... Worked team-high 72 innings in Pac-12 play ... Scattered four hits and a run in five innings against Belmont but did not figure in the decision (6/1) ... Did not figure in the decision after allowing seven hits and two runs in 6 2/3 innings against Oregon (5/26) ... Allowed nine hits and five runs in 6 2/3 innings at Washington State but did not figure in the decision (5/19) ... Did not get the decision after going nine against Utah, allowing four hits and two runs (5/12) ... Got win No. 5 after limiting Stanford to five hits and two runs in a complete-game effort (5/5) ... Took the loss after allowing six hits and three runs in 7 2/3 innings at USC (4/28) ... Held UCLA to six hits and two walks while striking out four in a full nine innings for his first career shutout (4/21) ... Went a full seven innings in a mercy rule game against Arkansas-Pine Bluff, allowing three hits and two unearned runs for the win (4/14) ... Took the loss after allowing seven hits and three runs over 7 1/3 innings at Arizona State (4/7) ... Threw a career-long seven innings and struck out seven while allowing just two hits and three unearned runs for the win against Washington (4/1) ... Took the loss after allowing six hits and four earned runs over 4 2/3 innings against Arizona (3/25) ... Picked up his first collegiate win after scattering four runs and seven hits over five innings at California (3/18) ... Made his first career appearance, a start, allowing two hits and two runs - one earned - in 4 1/3 innings against UConn (3/10).

### 2011 Summer

Played for the Corvallis Knights of the West Coast League ... Named Second Team All-League after going 2-1 with a 1.41 ERA in nine games, including eight starts ... Threw in 38 1/3 innings ... Named as the top prospect in the league by Perfect Game USA and Baseball America and as the top incoming freshman from all 2011 summer leagues.

### Southridge High School

Lettered three seasons at Southridge ... Named All-League and 6A Metro Pitcher of the Year his senior campaign ... Named Oregon 6A Pitcher of the Year ... Went 10-0 as a senior, finishing with an ERA of 1.42 in 12 games ... Struck out 92 and walked just 18 in 59 innings ... Opponents batted .152 against him ... Prior to senior season, rated as the top high school player in the state of Oregon in 2011 by BaseballNorthwest.com ... Rated as the No. 2 player in the state of Oregon and 408th nationally by Perfect Game USA ... As a junior, batted .320 with a home run, eight RBI, two doubles and two triples ... As a sophomore, batted .436 with



19 RBI, a home run and eight doubles ... Pitched his junior year, going 3-2 with a 1.93 earned run average in 29 innings ... Also lettered his sophomore season in football ... Part of the Beaverton Little League team that placed third in the Little League World Series in 2006.

#### Personal

Major is undecided ... Born July 9, 1993 ... Son of Candy Baur and Steve Fry ... Has two brothers, D'Cota and Storm, and two sisters, Stephie and Skyler ... Enjoys ping pong and boating in his spare time ... Chose Oregon State because of "great history, they're contenders and good teammates and coaches."

#### Fry's Career Single-Game Highs

Innings pitched: 9.0, UCLA, Apr 21, 2012 ; Stanford, May 05, 2012 ; at Utah, May 12, 2012  
Walks allowed: 4, Washington, Apr 01, 2012 ; Arizona, Mar 25, 2012 ; Stanford, May 05, 2012  
Strikeouts: 7, Washington, Apr 01, 2012  
Batters faced: 35, Stanford, May 05, 2012  
Field chances: 4, Washington, Apr 01, 2012 ; Connecticut, Mar 10, 2012  
Putouts: 1, vs Mississippi State, Jun 21, 2013 ; at Utah, May 12, 2012  
Assists: 4, Washington, Apr 01, 2012 ; Connecticut, Mar 10, 2012  
Runners CS: 1, at Arizona State, Apr 07, 2012 ; UCLA, Apr 21, 2012 ; Stanford, May 05, 2012



## Caleb Hamilton #14 IF

Freshman • 5'11" • 179 • HS  
Bats/Throws: R/R  
Woodinville, Wash.  
Woodinville

#### MLB First-Year Player Draft

Selected in the 2013 MLB First-Year Player Draft by the Washington Nationals but did not sign.

#### Woodinville High School

Lettered three years for head coach Terry Agnew ... Named first-team all-league as a senior and second team as a junior ... Earned Seattle Times All-Area senior year ... Served as team captain and named team MVP ... Batted .486 as a senior, tallying eight doubles, two triples and four home runs ... Batted .310 as a junior ... Also lettered two years as a quarterback in football.

#### Personal

Majoring in exploratory studies ... Born February 5, 1995 ... Son of Linda and John Hamilton ... Has one brother, Micah ... Uncle, Paul, wrestled at Oregon State in 1988 ... Enjoys wakeboarding, surfing and snowboarding in his spare time ... Favorite athlete is Derek Jeter ... Chose Oregon State "because of the coaches and the players' willingness to compete every day and win."



## Jeff Hendrix #40 OF

Sophomore • 5'11" • 191 • 1L  
Bats/Throws: L/R  
Corvallis, Ore.  
Santiam Christian

#### 2013 (Freshman)

Played in 32 games, starting four, and batted .259 with three doubles ... Went 1-for-3 against Indiana in Omaha (6/19) ... Finished with two hits, two runs and an RBI against San Diego (3/29) ... Drove in two runs, scored one and went 2-for-4 against San Diego State (2/24).

#### Santiam Christian High School

Lettered four years for head coach Matt Nosack ... Earned first-team all-league and all-state honors after batting .500 with 12 doubles, seven triples, seven home runs and 31 RBI with 30 stolen bases ... Earned Players of the Year honors in Pacwest League ... As a sophomore, named first team all-state and all-league after batting .526 with 11 doubles, four triples, seven home runs, 48 RBI and 16 stolen bases ... Was a second-team all-state and first-team all-league selection as a sophomore after .hitting .512 with 10 doubles, three triples, two home runs, 35 RBI and 30 stolen bases ... Batted .323 as a freshman with four doubles and 10 RBI ... Also lettered three years in football, playing running back, wide receiver, kicker and punter and was named all-league sophomore through senior years and all-state as a kicker and wide receiver his senior season ... Lettered three years in basketball, at shooting guard, was first-team all-league and second-team all-state as a senior ... Was second-team all-league as a junior.

#### Personal

Major is undecided ... Born July 16, 1993 ... Son of Paula and Bart Hendrix ... Has one older sister, Kiersten, and one younger brother, Daniel ... Father, Bart, played football, track and wrestling at Pacific University from 1982-84 ... Enjoys sports, video games and hanging out with friends in his spare time ... On Santiam Christian Honor Roll in each of his four years and was honored as National Scholar Athlete Award at his 2012 graduation ... Chose Oregon State because "it has always been my dream to play and attend Oregon State."

#### Hendrix's Career Single-Game Highs

Hits: 2, at San Diego State, Feb 24, 2013 ; at San Diego, Mar 29, 2013  
Total bases: 2, at San Diego State, Feb 24, 2013 ; at San Diego, Mar 29, 2013  
RBI: 2, at San Diego State, Feb 24, 2013  
Runs scored: 2, at San Diego, Mar 29, 2013  
Walks: 1, at San Diego State, Feb 24, 2013  
Hit by pitch: 1, Portland, Apr 02, 2013  
Struck out: 2, at UCLA, Apr 05, 2013 ; at San Diego State, Feb 24, 2013 ; at San Diego, Mar 29, 2013  
At bats: 4, at San Diego State, Feb 24, 2013 ; at San Diego, Mar 29, 2013  
Stolen bases: 2, Bryant, Mar 02, 2013  
Field chances: 3, at UCLA, Apr 05, 2013 ; at Oregon, May 18, 2013  
Putouts: 3, at UCLA, Apr 05, 2013 ; at Oregon, May 18, 2013

**Michael Howard** #30  
OF/PJunior • 6'0" • 175 • TR  
Bats/Throws: L/L  
Prescott, Ariz.  
Prescott/Baylor/Yavapai JC**MLB First-Year Draft**

Selected in the 21st round of the 2011 MLB First-Year Player Draft by Minnesota but did not sign.

**Yavapai Junior College**

Played one season for Yavapai, appearing in 51 games ... Batted .325 with 17 doubles, three triples one home run and 28 RBI ... Pitched in six games, making three starts ... Went 1-0 with a 2.30 ERA in 15 2/3 innings ... Struck out 12.

**Baylor**

Played one season for Baylor, appearing in 46 games - 23 starts - in the field ... Batted .298 with two doubles, one triple, one home run and 12 RBI with four stolen bases ... Pitched in one game, throwing 2/3 of an inning.

**Prescott High School**

Four-year letterwinner for head coach John Irish ... Earned second-team All-American, first-team all-state and first-team all-region honors as senior in 2011 ... Named No. 3 high school prospect in state of Arizona and No. 147 nationally by Perfect Game ... Tossed seven-inning no-hitter with 16 strikeouts on March 22, 2011 ... Struck out 107 batters in 56.1 innings during senior season ... Went 10-0 with 1.12 ERA ... Posted 5-0 record with 0.98 ERA as junior in 2010.

**Personal**

Majoring in communications ... Born February 17, 1993 in Plano, Texas ... Son of Rebecca and Darcy Howard ... Has two brothers, Justin and Candon ... Enjoys camping, fishing and bowling in his spare time ... Favorite athlete is Miguel Cabrera ... Chose Oregon State because it's a "great school, with great facilities and a great group of teammates."

**Logan Ice** #33  
CFreshman • 5'9" • 182 • HS  
Bats/Throws: S/R  
Puyallup, Wash.  
Rogers**Rogers High School**

Four-year letterwinner for head coach Brett Jaime ... Rated as the No. 230 high school player by Perfect Game USA ... Played for the Kansas City Royals Area Code Team in 2012 ... Served as team captain and was named all-league as a senior ... First-team all-league as a junior in 2012 and second-team all-area ... As a junior, batted .385 with 12 doubles and one home run as a junior.

**Personal**

Major is undeclared ... Born May 27, 1995 in Tacoma, Wash. ... Son of Sheri and Steve Ice ... Enjoys watching football, baseball and basketball and hanging out with friends in his spare time ... Favorite athlete is Yadier Molina ... Chose Oregon State because of "the history and coaching staff can get me to the goals I have."

**Brandon Jackson** #18  
RHPSenior • 6'0" • 184 • 1L  
Bats/Throws: R/R  
Roseburg, Ore.  
Roseburg/Western Nevada**2013 (Junior)**

Appeared in 19 games, all in relief, and went 4-1 with a 2.48 ERA in 29 innings ... Posted one save and struck out 21 to nine walks ... Made nine appearances in Pac-12 play, going 1-0 with a 2.79 ERA ... Allowed one hit and one run with three strikeouts for a hold against Portland (5/8) ... Worked two scoreless innings against Utah (4/13) ... Took the loss but scattered just one hit and one run in 2 1/3 innings against Oregon (4/9) ... Picked up win No. 4 after throwing 1 1/3 innings of relief against Arizona (3/17) ... Threw two scoreless innings in the opener against Arizona, striking out two (3/15) ... Earned the win after throwing 2 2/3 scoreless innings against San Francisco (3/13) ... Picked up his first save after striking out five and allowing one hit in 3 1/3 scoreless innings against Texas State (3/9) ... Struck out and five in three innings against Bryant to pick up his second win of the season (3/3) ... Scattered four hits and two walks in 4 1/3 innings of scoreless relief to pick up the win in the series finale against San Diego State (2/24).

**Western Nevada**

Lettered two seasons ... Named first-team all-league as a sophomore ... Was 10-1 with a 1.55 earned run average in 19 games as a sophomore ... Struck out 55 in 63 2/3 innings and held opposing batters to a .176 batting average ... Was 3-4 with a 4.64 ERA his freshman year ... Finished with 37 strikeouts in 15 games and 54 1/3 innings.

**Roseburg High School**

Was a two-time all-league selection while lettering three years for head coach Troy Thompson ... Named second and third-team all-state during his tenure and played in the state of Oregon All-Star series ... Went 9-1 as a senior ... Was 9-0 as a junior and 8-2 as a sophomore ... Worked in 31 games during his high school career ... Also lettered one season in basketball as a shooting guard and one year in football as a wide receiver.

**Personal**

Majoring in sociology ... Born April 30, 1992 ... Son of Alicia and Rodney Jackson ... Has two younger brothers, Brentt and Brett, and two older sisters, Jessica and Alissa ... Enjoys golfing, hanging out with friends and swimming in his spare time ... Favorite TV show is SportsCenter and favorite movie is 61\* ... Chose Oregon State because "it has always been my dream to play for Oregon State."

**Jackson's Career Single-Game Highs**Innings pitched: 4.1, at San Diego State, Feb 24, 2013  
Walks allowed: 2, at Seattle, Apr 22, 2013 ; at San Diego State, Feb 24, 2013  
Strikeouts: 5, Bryant, Mar 03, 2013 ; Texas State, Mar 09, 2013  
Batters faced: 17, at San Diego State, Feb 24, 2013  
Field chances: 2, Oregon, Apr 09, 2013 ; at San Diego State, Feb 24, 2013  
Putouts: 1, at Arizona, Mar 15, 2013  
Assists: 2, Oregon, Apr 09, 2013 ; at San Diego State, Feb 24, 2013





**Dan James** #13  
**IF**

Freshman • 5'11" • 185 • HS  
Bats/Throws: L/R  
Orange, Calif.  
El Toro

**El Toro High School**

Lettered four years for head coach Mike Gonzales ... Named first-team all-league all four years ... Earned all-state honors as a junior ... Served as team captain as a senior ... Batted .374 with three doubles, three triples, three home runs and 36 RBI his senior year ... As a junior, batted .363 with four doubles, two triples, five home runs and 29 RBI ... Batted .359 his sophomore year, tallying six doubles, one triple, three home runs and 15 RBI ... Hit .310 his freshman campaign, finishing with four doubles, one home run and 10 RBI.

**Personal**

Majoring in criminal justice ... Born August 27, 1994 in Mission Viejo, Calif. ... Son of Sandi and Mike James ... Has two brothers, Kevin and Matt ... Favorite athlete is Joe Mauer and favorite TV show is ESPN's SportsCenter ... Chose Oregon State "because it felt more like a family than anywhere else."



**Hunter Jarmon** #36  
**OF**

Freshman • 5'10" • 200 • HS  
Bats/Throws: R/R  
Waco, Texas  
Midway

**Oregon State Football**

Redshirted in 2013 ... A wide receiver.

**Midway High School**

Named an all-region selection in 2013 ... As a junior, batted .367 with 24 RBI and was named Super Centex First Team ... Named one of top 300 pro prospects prior to 2013 MLB Draft ... In football, Rivals ranked Hunter at No. 61 in the nation at receiver and the No. 67 overall prospect in Texas ... Lone Star Recruiting pegs him No. 50 in the state of Texas overall ... 93 receptions for 1,470 yards and eight touchdowns last season ... Selected one of three All-District wide receivers ... Co-District Offensive Player of the Year as a junior ... An excellent punter, averaging 43 yards per attempt, including a long of 74 yards, and earning first team 5A All-State at the position.

**Personal**

Born March 2, 1995 in Waco ... Son of James and Natasha Jarmon ... Has one brother, Stefan ... Father, James played football at Baylor ... Lists his favorite athlete as Bo Jackson ... Chose Oregon State because of "the coaching staff and the atmosphere" ... Contemplating a career in sports medicine.



**Kevin Keyes** #3  
**INF**

Senior • 5'11" • 193 • 3L  
Bats/Throws: S/R  
Sandy, Utah  
Alta

**2013 (Junior)**

Played in 64 games, starting 57, and batted .316 with 12 doubles, two triples, two home runs and 34 RBI ... Collected 20 multi-hit efforts and seven multi-RBI games ... Batted .337 in 30 Pac-12 games, finishing with five doubles, one triple, one home run and 17 RBI ... Tripled in a run and went 2-for-4 against Mississippi State (6/15) ... Tied a career high with four hits and scored a career-best four runs against Kansas State (6/9) ... Homered, doubled, walked twice and went 3-for-3 with two runs scored against Washington State (5/24) ... Scored three runs and went 2-for-5 with a double against Stanford (5/11) ... Drove in two in a 1-for-4 effort in the opener against Stanford (5/10) ... Went 2-for-3 with a run scored in the opener against Cal (5/3) ... Drove in three and finished 3-for-5 with a run scored against USC (4/26) ... Doubled and went 2-for-3 with two runs scored against UCLA (4/6) ... Went 2-for-5 with two runs, two RBI and two walks against San Diego (3/29) ... Homered and went 2-for-4 in the opener against San Diego (3/28) ... Doubled and went 2-for-5 with an RBI against Arizona (3/15) ... Doubled home two runs and went 1-for-4 against San Francisco (3/13) ... Went 2-for-4 and drove in three runs against Texas State (3/8) ... Doubled twice and drove in two runs on a 2-for-5 effort in the series finale against San Diego State (2/24) ... Went 2-for-5 with an RBI in the win over UC Riverside (2/18) ... Finished 2-for-4 with a run scored in the season opener against Utah Valley (2/15).

**2012 Summer**

Played in four games for the Falmouth Commodores of the Cape Cod League and totaled one RBI in 14 at bats.

**2012 (Sophomore)**

Batted .226 with eight doubles, two triples and 18 RBI ... Played in 26 league games, batting .227 with three doubles and four RBI ... Went 3-for-5 and scored a run in the series finale against Washington State (5/20) ... Tripled, drove in a season-high four runs and went 2-for-5 in a win over Portland (5/15) ... Doubled twice and went 2-for-4 against Utah (5/12) ... Tripled and went 2-for-4 with a run and an RBI in the opener at Utah (5/11) ... Pushed his hit streak with a 1-for-3 effort against Oregon, scoring a run in the eighth (5/8) ... Went 3-for-4 with a run scored in a midweek win over Portland (4/3) ... Tallied a 4-for-5 effort with three runs scored in the finale at California (3/18) ... Doubled and finished 2-for-4 with two runs and an RBI against Northern Illinois (3/4) ... Went 1-for-4 and drove in two on a double in the fourth against St. Mary's (3/1) ... Went 2-for-4 with a run, RBI and a walk against Pacific (2/23).

**2011 Summer**

Played for the Anchorage Pilots of the Alaskan Summer League ... Appeared in 25 games, batting .288 with six doubles and 13 RBI.

**2011 (Freshman)**

*All-Pac-10 First Team ... Named Pac-10 Player of the Week April 18 ...* Played in 55 games, starting 50 ... Batted .302 with 10 doubles, a home run and 30 RBI ... Walked 17 times ... Doubled and went 2-for-5 with an RBI in the regional final against Georgia (6/5) ... Went 2-for-5 with two runs, a double, home run and three RBI in the first game of a doubleheader at Washington (5/14) ... Tied a season-high with three RBI after going 2-for-4 with two doubles against Washington (5/13) ... Drove in two and went 1-for-3 with a run scored against Portland (5/10) ... Went 2-for-4 with two RBI in the series finale against California (5/8) ... Moved his hit streak to four games with a 2-for-5 effort in the finale



at UCLA (5/1) ... Drove in the game's only runs with a two-run double in the sixth in the second game at UCLA (4/30) ... Drove in the game's lone run and extended his hit streak to 12 games with a 1-for-4 effort against Stanford (4/15) ... Pushed his hit streak to 10 games by going 2-for-4 in the second game of the series against Arizona State (4/9) ... Extended his hit streak to nine games by going 2-for-4 with a run in the series opener against Arizona State (4/8) ... Posted a 2-for-4 effort with a season-best two runs against UC Santa Barbara (3/26) ... Pushed his hit streak to six games by going 1-for-3 with a run, RBI and walk against New Mexico State (3/11) ... Extended his hit streak with a 1-for-3 effort in the second game of a doubleheader against Hartford after going 2-for-3 in game one (3/6) ... Drove in his first two career runs with a single in the second game of a doubleheader against Hartford (3/5) ... Posted an infield hit in his first career at bat in the season opener against Gonzaga (2/19).

**Alta High School**

Graduated early from Alta, and would have been a senior at the school in 2011 ... Lettered three years for head coach Barry Harrington ... Named all-state as a sophomore and a junior ... Batted .430 as a junior, .460 as a sophomore and .430 as a freshman.

**Personal**

Major is undecided ... Born April 25, 1992 ... Son of Bob Keyes and Shaina Robinson ... Has one brother, Kyle, and one sister, Savanna ... Was a member of the Honor Roll throughout his high school tenure ... Favorite TV show is Two And A Half Men and favorite movie is Old School.

**Keyes' Career Single-Game Highs**

Hits: 4, at Kansas State, Jun 09, 2013 ; at California, Mar 18, 2012  
Doubles: 2, at San Diego State, Feb 24, 2013 ; at Utah, May 12, 2012 ; vs Washington, May 13, 2011  
Triples: 1, 4 times  
Home runs: 1, at San Diego, Mar 28, 2013 ; at Washington, May 14, 2011 ; Washington State, May 24, 2013  
Total bases: 7, Washington State, May 24, 2013  
RBI: 4, Portland, May 15, 2012  
Runs scored: 4, at Kansas State, Jun 09, 2013  
Walks: 2, 9 times  
Hit by pitch: 2, at UC Santa Barbara, Feb 17, 2012  
Struck out: 2, 22 times  
Sac flies: 1, 12 times  
Sac bunts: 2, Connecticut, Mar 10, 2012  
At bats: 6, at UC Santa Barbara, Feb 18, 2012  
Stolen bases: 1, 9 times  
Caught stealing: 1, at Washington, May 14, 2011 ; Oregon, May 27, 2012 ; at Oregon, May 28, 2011  
Field chances: 19, at Utah, May 12, 2012  
Putouts: 17, at Utah, May 12, 2012 ; Oregon, May 25, 2012  
Assists: 6, Arizona State, Mar 23, 2013



**Billy King** #19  
**IF/OF**

Freshman • 6'2" • 207 • HS  
Bats/Throws: L/L  
Anacortes, Wash.  
Anacortes


**Anacortes High School**

Four-year letterwinner for head coach Pat Swapp ... Rated as the No. 452 high school player by Perfect Game USA ... Played for the Kansas City Royals Area Code Team in 2012 ... Also competed twice for the Seattle Mariners Scout Team ... Served as team captain both junior and senior seasons ... Earned first-team all-league honors as a senior after batting .380 with two triples, one home run and 20 stolen bases ... Named first-

team all-state as a junior after batting .516 with 11 doubles, one home run, 23 RBI and 21 stolen bases ... Named honorable mention all-state as a sophomore when batting .402 with eight doubles, one home run, 18 RBI and 15 stolen bases ... As a freshman, hit .370 with nine doubles, 15 RBI and five stolen bases ... Also lettered in basketball for three seasons and was a second-team all-conference selection as a junior and honorable mention as a sophomore.

**Personal**

Majoring in exercise and sports science ... Born April 30, 1995 ... Son of Beverly and Bill King ... Has one sister, Katie ... Enjoys snowboarding, ping pong, bonfires and video games in his spare time ... Was on the National Honor Society and Honor Roll in high school ... Favorite athlete is Mike Trout ... Favorite TV show is Fresh Prince of Bel Air ... Chose Oregon State because of "the coaches, the campus, the location and the baseball history."



**Tyler Mildenberg** #4  
**IF**

Freshman • 5'11" • 181 • HS  
Bats/Throws: L/R  
Huntington Beach, Calif.  
Marina

**Marina High School**

Four-year letterwinner for head coaches Bob Marshall and Paul Renfrow ... Batted .373 his senior campaign, finishing with five doubles, three triples and four RBI ... Named second-team all-league honors after his junior campaign ... Batted .342 as a junior, collecting five doubles, one home run and 11 RBI ... Stole six bases ... Hit .200 as a sophomore, tallying four doubles and 11 RBI with seven stolen bases ... Hit .290 as a freshman, finishing with two doubles, one triple, eight RBI and four stolen bases.

**Personal**

Major is undecided ... Born February 28, 1995 in Irvine, Calif. ... Son of Wendy and Robert Mildenberg ... Enjoys surfing, frisbee golf and playing the guitar in his spare time ... Favorite athlete is Josh Hamilton ... Favorite TV show is Cops ... Chose Oregon State because "I felt this school and I fit perfectly."



**Andrew Moore** #23  
**RHP**

Sophomore • 5'11" • 184 • 1L  
Bats/Throws: R/R  
Eugene, Ore.  
North Eugene

**2013 (Freshman)**

*Baseball America All-America First Team ... Louisville Slugger All-America Second Team ... ABCA All-America First Team ... ABCA All-Region First Team ... NCBWA Freshman All-America First Team ... Louisville Slugger Freshman All-America First Team ... Semifinalist for National Pitcher of the Year ... Pac-12 Freshman of the Year ... All-Pac-12 First Team ... Corvallis Regional All-Tournament Team ... NCBWA National Co-Pitcher of the Week May 21 ... Pac-12 Conference Pitcher of the Week (May 21) ... Pitched in 19 games, with 18 starts, and went 14-2 with a 1.79 ERA ... His 14 wins tie for most in a single-season at Oregon State and finished in a tie for the nation's lead ... 1.79 ERA is good for 10th-best in a single season at OSU and second in Pac-12 in 2013 ... Struck out 72 and walked 28 in 131 innings ... Finished with a quality start in 12 of his 18 starts ... Made 10 starts in Pac-12 play,*



going 8-1 with a 1.38 ERA .... Struck out 32 to 14 walks in 71 2/3 innings ... Picked up win No. 14 with an eight-inning start against Kansas State, allowing six hits and four runs - three earned - with a career-best nine strikeouts (6/10) ... Earned his 13th win after holding UC Santa Barbara to two runs and five hits over eight innings (6/1) ... Threw his second consecutive shutout, holding Washington State to six hits while he struck out seven for his 12th win (5/26) ... Held Oregon to just two hits in a complete-game shutout for his 11th win of the season (5/18) ... Won game No. 10 with a six-inning outing at Stanford, allowing six hits and two runs with two strikeouts (5/11) ... Threw his first career complete game, shutting out California, with just two hits allowed and two strikeouts for the win (5/4) ... Earned his eighth win after holding USC to just five hits with no runs in 7 2/3 innings (4/27) ... Did not figure in the decision after allowing seven hits and two runs in 6 1/3 innings at Washington (4/20) ... Picked up the win after limiting Utah to five hits and three runs in 6 2/3 innings (4/13) ... Earned his sixth win after allowing just four hits with five runs in 6 2/3 innings at UCLA (4/6) ... Picked up the save after going four scoreless innings at San Diego (3/29) ... Took the loss after allowing four hits and two runs in 5 2/3 innings against Arizona State (3/23) ... Came away with his Pac-12 leading fifth win after limiting Arizona to three runs on nine hits in 5 2/3 innings (3/16) ... Earned his fourth win after holding Texas State to six hits and three runs in 5 2/3 innings (3/9) ... Improved to 3-0 after allowing four hits and a walk with seven strikeouts in eight innings against Bryant (3/2) ... Scattered just two hits with two strikeouts for a win after going 8 1/3 innings against San Diego State (2/23) ... Picked up the win in his first career start after allowing four hits, one earned and three walks while striking out six against UC Riverside (2/17).

#### North Eugene High School


Four-year letterwinner for North Eugene High School and head coach Corey Nichol森 ... Named first-team all-league all four seasons and earned first-team all-state honors sophomore through senior years ... Named State Pitcher of the Year as a sophomore and junior ... 5A State Player of the Year as a senior ... 2010 State Championship Player of the Year Rated as the No. 5 high school prospect in the state of Oregon by Baseball Northwest ... Featured as an SI "Faces In The Crowd" his junior year after throwing back-to-back no-hitters in his first two league games, against Thurston High School and then South Eugene High School ... As a senior, was 9-1 with a 0.76 ERA in 72 2/3 innings ... Allowed eight earned runs, 39 hits and 14 walks while striking out 125 ... Also batted .400 with seven doubles and 21 RBI ... Was 9-2 with a 0.53 earned run average as a junior, throwing 80 innings in 14 games ... Struck out 132 and completed six games ... At the plate, batted .326 with two home runs, six doubles and two stolen bases with 17 RBI ... As a sophomore, was 11-4 with a 1.35 ERA ... Threw in 16 games, completing nine, and totaled 93 innings with 127 strikeouts ... At the plate, batted .392 with five doubles, 16 walks and 22 RBI ... Started high school career by going 3-3 with a 3.07 ERA as a freshman ... Pitched in 12 games, totaling 55 innings, and struck out 57 ... Batted .301 with 16 RBI, four doubles and two stolen bases ... Also lettered three years in basketball, earning all-league honors and all-state honorable mention honors as a junior.

#### Personal

Major is undecided ... Born June 2, 1994 ... Son of Estelle Coreris-Moore and Harold Moore ... Has one older brother, Bradley ... Enjoys playing sports, hanging out with friends and watching TV in his spare time ... Favorite professional athlete is Hunter Pence and his favorite movie is The Dark Knight Rises ... Chose Oregon State because "it's close to home, best college baseball program, unbelievable atmosphere at Goss Stadium and the great coaching staff with the great academics."

#### Moore's Career Single-Game Highs

Innings pitched: 9.0, California, May 04, 2013 ; at Oregon, May 18, 2013 ; Washington State, May 25, 2013  
Walks allowed: 3, 4 times  
Strikeouts: 9, at Kansas State, Jun 09, 2013  
Batters faced: 33, at UC Santa Barbara, Jun 01, 2013 ; at Kansas State, Jun 09, 2013 ; Washington State, May 25, 2013  
Field chances: 6, California, May 04, 2013  
Putouts: 2, Washington State, May 25, 2013  
Assists: 6, California, May 04, 2013



## Trever Morrison #7 IF

Freshman • 5'11" • 173 • HS  
Bats/Throws: L/R  
Bothell, Wash.  
Archbishop Murphy

#### MLB First-Year Player Draft


Selected in the 36th round of the 2013 MLB First-Year Player Draft by Boston but did not sign.

#### Archbishop Murphy High School

Four-year letterwinner for head coach Stan Taloff ... Rated as the No. 406 high school player by Perfect Game USA ... Played for Kansas City Royals Area Code Team in 2012 ... Competed for Seattle Mariners Fall Scout Team ... First-team all-league as a sophomore and junior at shortstop ... Earned first-team all-state as a junior and second-team as a sophomore ... As a junior, batted .506 with 10 doubles, five triples, three home runs and 24 stolen bases in 28 attempts while leading Archbishop Murphy to a 26-2 record ... As a sophomore, batted .381 with five doubles and 14 stolen bases while club went 19-3 ... Batted .451 with three triples and 12 stolen bases as a freshman.

#### Personal

Majoring in pre-business ... Born April 21, 1995 in Kirkland, Wash. ... Son of Liz and Chris Morrison ... Has one brother, Geoffrey ... Favorite athlete is Darwin Barney ... Favorite TV shows are Family Guy and ESPN's SportsCenter ... Chose Oregon State because "I know we have the best coaches in the Pac-12, the best stadium and I love the campus."



## Dillon Ness #28 IF

Junior • 5'9" • 179 • TR  
Bats/Throws: R/R  
Billings, Mont.  
Billings/Montana St./W. Nevada CC

#### Western Nevada Community College

Competed for Western Nevada as a sophomore, and played in 60 games, starting 59 ... Batted .320 with 17 doubles, two triples, five home runs and 53 RBI ... Was 14-of-16 in stolen-base attempts.

#### Montana State

Played one season for Montana State, as a freshman, and batted .243 with six doubles and 20 RBI in 46 games, all starts.

#### Billings High School

Lettered four years for head coaches Adam Hust and Greg Steffanich ... Also lettered two years as a guard in basketball.

#### Personal

Majoring in sociology ... Born January 16, 1992 ... Son of Dawn and Jason Ness ... Has one brother, Jered ... Enjoys hunting and fishing in his spare time ... Favorite TV show is the Bone Collector ... Chose Oregon State because "I love to win."



**Tyler  
Painton #25  
LHP**

Redshirt Junior • 6'4" • 201 • 1L  
Bats/Throws: L/L  
Bakersfield, Calif.  
Centennial/Bakersfield CC

**MLB First-Year Player Draft**

Painton was selected in the 12th round of the 2010 MLB First-Year Player Draft by Toronto but did not sign.

**2013 (Redshirt Sophomore)**

Pitched in 11 games, all in relief, and went 0-0 with a 2.40 ERA in 15 innings ... Pitched in five Pac-12 games ... Allowed two hits with two strikeouts in 4 2/3 innings of scoreless relief against San Francisco (3/12) ... Worked an inning of scoreless relief to close out the finale against Bryant (3/3) ... Threw six innings of scoreless relief against UC Riverside, scattering one hit and two walks with four strikeouts (2/18).

**Bakersfield College**

Spent one season with Bakersfield College, where he was an All-American and the Western State Conference Player of the Year ... Was 8-1 with a 1.69 earned run average in 13 games ... Struck out 74 in 80 innings ... Preseason All-State Academic Team.

**San Diego**

Spent the 2011 season with the Toreros but did not play.

**Centennial High School**

Lettered three years for head coach Randy Roberts ... Helped guide Centennial to a 73-18 record in his three seasons ... Named all-league in all three of his seasons and was the Bakersfield Player of the Year in 2010 ... Also named first-team all-state and California Central Section Player of the Year in 2010 ... Batted .440 his senior year and was 12-1 with a 1.62 ERA ... Struck out 104 in 80 innings ... As a sophomore, batted .378 and had a 6-2 record and 2.22 ERA ... Struck out 73 in 56 innings ... Batted .407 as a sophomore.

**Personal**

Majoring in exercise and sports science ... Born February 20, 1992 ... Son of Kim and Jim Painton ... Has one sister, McKenna ... Father, Tim, played baseball at Fresno State and in the Minors with the San Francisco Giants and California Angels organizations from 1980-81 ... Member of Dean's List and National Honor Roll in high school ... Enjoys the beach, playing golf and longboarding in his spare time ... Favorite professional athlete is Jon Lester and favorite movie is The Sandlot ... Chose Oregon State "for the academics and the long successes of Oregon State baseball."

**Painton's Career Single-Game Highs**

Innings pitched: 6.0, vs UC Riverside, Feb 18, 2013  
Walks allowed: 2, vs UC Riverside, Feb 18, 2013  
Strikeouts: 4, vs UC Riverside, Feb 18, 2013  
Batters faced: 21, vs UC Riverside, Feb 18, 2013  
Field chances: 2, at San Diego, Mar 28, 2013  
Putouts: 1, at San Diego, Mar 28, 2013  
Assists: 1, vs UC Riverside, Feb 18, 2013 ; at San Diego, Mar 28, 2013  
Runners CS: 1, vs UC Riverside, Feb 18, 2013

**Andy  
Peterson #1  
INF**

Senior • 5'10" • 168 • 1L  
Bats/Throws: R/R  
La Palma, Calif.  
Kennedy/Santa Ana Junior College

**2013 (Junior)**

*Corvallis Regional All-Tournament Team ... Pac-12 Honorable Mention* ... Played in all 65 games, starting every one, including 53 at second base ... Batted 333 with five doubles and 28 RBI ... Stole 14 bases in 19 attempts ... Recorded 25 multi-hit efforts and six multi-RBI games ... Batted .360 during Pac-12 play and drove in 15 with two doubles and seven stolen bases ... Went 3-for-4 and scored three runs in the win over Louisville (6/17) ... Posted a 4-for-5 effort with two runs and two RBI against Oregon (5/18) ... Went 3-for-3 with two runs and two RBI against Stanford (5/11) ... Went 3-for-5 with a run in the opener against Stanford (5/10) ... Bunted for a hit twice and finished 3-for-5 with two RBI against Cal (5/4) ... Went 2-for-2, scored two runs and drove in another in the finale against USC (4/28) ... Extended his hit streak to eight games by going 2-for-5 with an RBI against USC (4/26) ... Tied a season-best with three hits in a 3-for-5 effort against Utah (4/13) ... Drove in two and scored two runs in a 2-for-4 effort against UCLA (4/6) ... Moved hit streak to a season-long five games with a 1-for-3 effort against Portland (4/2) ... Went 2-for-2 with three runs scored in the win over San Francisco (3/13) ... Scored a run, walked and went 2-for-3 in the finale against Texas State (3/10) ... Doubled and went 1-for-4 in the series finale against Bryant (3/3) ... Doubled, walked and went 2-for-3 in the opener against Bryant (3/1) ... Finished 2-for-3 with two RBI and a walk in the finale against San Diego State (2/24) ... Scored two runs and went 3-for-5 in a win over UC Riverside (2/17) ... Drove in one and went 2-for-4 in a win over Gonzaga (2/16) ... Went 1-for-3 with an RBI in his OSU debut (2/15).

**Santa Ana Junior College**

Played two years for Santa Ana ... Played in 29 games his sophomore season, batting .426 with 10 doubles, one triple, 25 runs batted in and 10 stolen bases ... As a freshman, batted .376 with eight doubles, one triple and one home run in 44 games ... Drove in 26 and stole 17 bases.

**Kennedy High School**

Lettered four years for head coach Conrad Colby ... Named all-league both his junior and senior years ... Also lettered in football for two years, as a quarterback, and was a first-team all-league selection both seasons.

**Personal**

Majoring in liberal arts ... Born April 19, 1992 ... Son of Debra and Walt Peterson ... Has two older brothers, John and Matt ... Enjoys fishing, golf, ping pong, football and going to the beach in his spare time ... Scholar-Athlete during his tenure in high school ... Favorite professional athletes are Tom Brady and Dustin Pedroia ... Favorite movie is Forrest Gump ... Chose Oregon State because of the "great tradition, coaches, past excellence and great facilities."

**Peterson's Career Single-Game Highs**

Hits: 4, at Oregon, May 18, 2013  
Doubles: 1, 5 times  
Total bases: 4, vs UC Riverside, Feb 17, 2013 ; at Oregon, May 18, 2013  
RBI: 2, 7 times  
Runs scored: 3, 4 times  
Walks: 2, Arizona State, Mar 24, 2013  
Hit by pitch: 1, 6 times  
Struck out: 3, Bryant, Mar 02, 2013 ; at San Diego, Mar 28, 2013  
Sac flies: 1, USC, Apr 28, 2013 ; at San Diego, Mar 30, 2013 ; at Stanford, May 11, 2013



Sac bunts: 2, Kansas State, Jun 08, 2013 ; UTSA, May 31, 2013  
At bats: 6, at Seattle, Apr 22, 2013 ; at Kansas State, Jun 09, 2013  
Stolen bases: 2, Texas State, Mar 08, 2013  
Caught stealing: 1, 5 times  
Field chances: 12, at San Diego State, Feb 24, 2013  
Putouts: 6, at Washington, Apr 20, 2013 ; at San Diego State, Feb 24, 2013 ; Arizona State, Mar 24, 2013  
Assists: 7, at Arizona, Mar 16, 2013



**John Pomeroy** #35  
**RHP**

Freshman • 6'5" • 210 • HS  
Bats/Throws: L/R  
Mossyrock, Wash.  
Mossyrock

**Mossyrock High School**

Four-year letterwinner for head coach Cole Kanyer ... Rated as the No. 143 high school player by Perfect Game USA and just outside the top 100 by Baseball America ... Played for the Kansas City Royals Area Code Games Team in 2012 ... Earned all-league, all-state and league MVP honors as a senior ... Named 2011 Central 2B League Most Valuable Player and named to the all-area team ... 2010 First-Team All-League selection ... Posted a 9-3 record as a junior, tallying 113 strikeouts in 62 2/3 innings pitched ... Had a 2.46 ERA ... Threw a 16-strikeout against Napavine High School no-hitter to open the 2012 playoffs ... Also lettered one year at center in basketball.

**Personal**

Majoring in psychology ... Born October 9, 1994 ... Son of Trudi and Bill Pomeroy ... Has two sisters, Emily and Hannah ... Enjoys quad riding and video games in his spare time ... Favorite athlete is former Western Oregon softball pitcher and sister Hannah Pomeroy ... Favorite movies are The Sandlot and Anchorman ... Chose Oregon State because of "a winning tradition, academic opportunities and the best instruction baseball-wise."



**Zack Reser** #38  
**LHP**

Redshirt Junior • 6'1" • 204 • 2L  
Bats/Throws: L/L  
Beaverton, Ore.  
Westview

**2013 (Redshirt Sophomore)**

Appeared in seven games, all in relief, and went 0-0 with a 6.23 ERA in 4 1/3 innings ... Struck out four ... Struck out the side in the ninth in the opener against Texas State (3/8) ... Struck out one in 1 1/3 innings of relief against Bryant in the series finale (3/3) ... Threw 12 pitches in 1 2/3 innings of scoreless relief against UC Riverside (2/17).

**2012 Summer**

Pitched in 10 games, all in relief, for the Humboldt Crabs of the Far West League ... Went 0-0 with a 1.46 ERA ... Saved three games and struck out 10 in 12 1/3 innings.

**2012 (Redshirt Freshman)**

*Pac-12 All-Academic Second Team* ... Appeared in 10 games and 5 1/3 innings, going 0-0 with a 6.75 ERA ... Set a season-high with two strikeouts in an inning of relief against UCLA (4/20) ... Threw a season-

high 1 2/3 innings against Nevada, allowing just one hit (4/9).

**2011 (Freshman)**

Did not play collegiate baseball.

**Westview High School**

Lettered three seasons for head coach Steve Antich, and also wrestled for three years for head coach Furi Kamakala ... Earned second-team all-league honors in baseball both his junior and senior campaigns.

**Personal**

Majoring in business ... Born April 23, 1992 in Portland, Ore. ... Son of Jane and Marty Reser and the grandson of Pat and Al Reser ... Father, Marty, wrestled at OSU as did his brother, Alex ... Also has one sister, Nikki ... Loves to dance and wakeboard when not on the diamond ... Was on the Honor Roll at Westview every year ... Favorite athlete is Albert Pujols and favorite movie is Ace Ventura: Pet Detective ... Chose Oregon State because he "loved the atmosphere and the baseball coaches."

**Reser's Career Single-Game Highs**

Innings pitched: 1.2, at Nevada, Apr 09, 2012 ; vs UC Riverside, Feb 17, 2013  
Walks allowed: 2, at Washington, Apr 20, 2013  
Strikeouts: 3, Texas State, Mar 08, 2013  
Batters faced: 6, at Nevada, Apr 09, 2012  
Field chances: 2, at Nevada, Apr 09, 2012  
Putouts: 1, vs UC Riverside, Feb 17, 2013  
Assists: 2, at Nevada, Apr 09, 2012  
Runners CS: 2, at Arizona State, Apr 05, 2012



**Nick Rulli** #12  
**OF**

Redshirt Senior • 6'1" • 185 • 2L  
Bats/Throws: R/R  
Lake Oswego, Ore.  
Lake Oswego/San Joaquin JC

**2013 (Redshirt Junior)**

Played in 11 games, garnering four at bats.

**2012 (Redshirt Sophomore)**

Played in eight games, going 1-for-3 ... Drove in the game-winning run with a pinch hit double for his first collegiate hit in the second game of the series against Oregon (5/26).

**2011 (Sophomore)**

Did not play collegiate baseball.

**San Joaquin Delta College**

Played in 25 games as a freshman, starting 18 ... Batted .323 with four doubles, a triple, two home runs and nine RBI ... Was 8-for-11 in stolen-base attempts.

**Lake Oswego High School**

Lettered three years for head coach Jake Anders ... Named First-Team All-League and First-Team All-State during his tenure ... Lettered three years in football, earning all-state at cornerback and all-league at wide receiver ... Also lettered one year in basketball.

**Personal**

Majoring in business ... Born March 30, 1991 in Portland, Ore., and considers Lake Oswego, Ore., his hometown ... Son of Christine and Nick Rulli ... Has two sisters, Alexandra and Arianna ... Enjoys golf, basketball and music in his spare time ... Member of the honor roll his senior year of high



school ... Favorite TV show is Hard Knocks ... Chose Oregon State because of the chance "to play baseball and achieve academic excellence."

#### Rulli's Career Single-Game Highs

Hits: 1, Oregon, May 26, 2012  
Doubles: 1, Oregon, May 26, 2012  
Total bases: 2, Oregon, May 26, 2012  
RBI: 1, Arkansas-Pine Bluff, Apr 15, 2012 ; Oregon, May 26, 2012  
Runs scored: 1, at San Diego State, Feb 21, 2013 ; Bryant, Mar 01, 2013  
Struck out: 2, at San Diego State, Feb 24, 2012  
Sac flies: 1, Arkansas-Pine Bluff, Apr 15, 2012  
Sac bunts: 1, at Utah, May 13, 2012  
At bats: 2, at San Diego State, Feb 24, 2012 ; Bryant, Mar 03, 2013  
Stolen bases: 1, at San Diego State, Feb 21, 2013  
Caught stealing: 1, Texas State, Mar 10, 2013  
Field chances: 1, vs UC Riverside, Feb 17, 2013  
Putouts: 1, vs UC Riverside, Feb 17, 2013



## Scott Schultz #24 RHP

Senior • 6'3" • 206 • 3L  
Bats/Throws: R/R  
Gig Harbor, Wash.  
Gig Harbor

#### MLB First-Year Player Draft

Selected in the 17th round (502nd overall) in 2013 by Miami.

#### 2013 (Junior)

*All-Pac-12 Honorable Mention* ... Pitched in 27 games, all in relief, and went 2-1 with a 2.07 ERA and 10 saves in 43 1/3 innings ... Struck out 34 and issued eight walks ... Made 12 appearances during Pac-12 play, going 0-1 with a 6.57 ERA and tallied six saves in 12 1/3 innings ... Earned his 10th save with two scoreless innings in the finale at Stanford (5/12) ... Saved game No. 9 by allowing just one hit in an inning against Portland (5/8) ... Was stellar in relief, going 7 1/3 scoreless innings, striking out three and allowing two hits for the win against Seattle (4/22) ... Worked a perfect ninth in the finale against Utah for his eighth save (4/14) ... Picked up save No. 7 with 1 1/3 scoreless innings in the series finale against UCLA (4/7) ... Earned his sixth save with three innings of relief against Portland (4/2) ... Picked up his fifth save after holding Arizona State scoreless over 1 1/3 innings (3/24) ... Credited with his fourth save after 1 1/3 innings of scoreless relief in the finale against Arizona (3/17) ... Won game No. 1 after holding Texas State to two hits with four strikeouts in 2 1/3 innings of work (3/10) ... Threw 3 2/3 innings of scoreless relief against Bryant, striking out four (3/1) ... Worked the final three innings in the finale against San Diego State for his second save of the season (2/24) ... Picked up his first save by getting the final two outs in the win over San Diego State (2/22) ... Worked two scoreless innings of relief in the win over Gonzaga (2/16).

#### 2012 Summer

Pitched in seven games for the La Crosse Loggers of the Northwoods League, making five starts ... Posted a 2-1 record and 2.27 earned run average in 31 2/3 innings ... Struck out 30 to just seven walks and posted a WHIP of 1.16.

#### 2012 (Sophomore)

Went 3-1 with a 2.56 ERA in 24 games, throwing 45 2/3 innings ... Saved two games ... Struck out 32 ... Made 11 appearances in league play, going 0-1 with a 2.30 ERA in 15 2/3 innings ... Threw a career-long 8 2/3 innings in a relief outing against LSU, but did not get the decision after allowing three hits and two runs (6/3) ... Struck out 12 and walked just two while allowing only six hits ... Opponents batted .122 against him in Pac-12 play ... Saved his second game of the series and the season

when holding Oregon to just one hit in 2 2/3 innings (5/27) ... Threw 3 1/3 scoreless innings in the series opener against Oregon for his first save (5/25) ... Picked up his third win after holding Portland to one hit and one walk with two strikeouts in a season-long 4 2/3 innings of relief (5/15) ... Worked 2 1/3 innings of scoreless relief against Oregon, walking one with one strikeout (5/8) ... Threw a 1 1/3 innings of scoreless relief in the opener against USC (4/27) ... Won his second game of the season after limiting Portland to four hits and a walk with three strikeouts in 3 1/3 innings (4/3) ... Picked up his first win of the season after allowing three hits and no runs in 1 1/3 innings of relief against Northern Illinois (3/4) ... Worked a scoreless ninth to close out the season opener at UC Santa Barbara (2/17).

#### 2011 Summer

Played for the Corvallis Knights of the West Coast League ... Pitched in 14 games, going 4-3 with a 3.54 ERA in 28 innings ... Struck out 29 and walked nine.

#### 2011 (Freshman)

Pitched in 21 games, starting three ... Went 4-1 with a 3.61 ERA in 52 1/3 innings ... Allowed 46 hits while striking out 28 ... Opponents batted .250 against him ... Took the loss after allowing three hits and four runs in 1 1/3 innings in the super regional finale at Vanderbilt (6/11) ... Did not get the decision after allowing four hits and three runs with six strikeouts in five innings of relief in the regional final against Georgia (6/5) ... Picked up his first save after going 3 1/3 innings against Washington (5/14) ... Won game No. 3 after allowing just one hit with two strikeouts in 2 2/3 innings against Washington (5/13) ... Worked four innings in relief and limited Oregon to four hits and an unearned run while striking out three (5/3) ... Started but did not get the decision after allowing four hits and two runs in 4 2/3 innings in the series finale at Stanford (4/17) ... Picked up win No. 2 after allowing just two hits and two runs with three strikeouts in five innings against Arizona State (4/9) ... Threw a scoreless ninth to close out the game at Portland (4/5) ... Worked two scoreless innings in relief against UC Santa Barbara (3/26) ... Threw 3 1/3 innings against Indiana, scattering seven hits and two runs (2/27) ... Made his OSU debut and went 3 2/3 against Gonzaga, allowing two hits and a run to get the win (2/20).

#### Gig Harbor High School

Lettered three years at Gig Harbor for head coach Pete Jansen ... Earned all-league and all-state during his tenure ... Was 5-2 with a 1.37 ERA as a senior, throwing 45 strikeouts in seven games ... Posted a 6-4 mark as a junior, finishing with an ERA of 1.15 ... Tallied 76 strikeouts in 32 innings.

#### Personal

Major is undecided ... Born December 15, 1991 in Tacoma, Wash. ... Son of Steve and Jenifer Schultz ... Has one brother, Robby ... Biggest athletic thrill to date is winning his league senior year ... Favorite athlete is Tim Lincecum and favorite TV channel is ESPN ... Chose Oregon State "to play baseball and have a chance to win."

#### Schultz's Career Single-Game Highs

Innings pitched: 8.2, vs. LSU, Jun 3, 2012  
Walks allowed: 3, Vanderbilt, Jun 11, 2011  
Strikeouts: 9, vs. LSU, Jun 3, 2012  
Batters faced: 32, vs. LSU, Jun 3, 2012  
Field chances: 3, Oregon, May 03, 2011  
Putouts: 1, 8 times  
Assists: 3, Oregon, May 03, 2011  
Runners CS: 1, 7 times





**Trent Shelton** #26  
**LHP**

Freshman • 6'3" • 187 • HS  
Bats/Throws: L/L  
Lafayette, Calif.  
Campolindo

**Campolindo High School**

Four-year letterwinner for head coach Max Luckhurst ... Rated as the No. 500 high school player by Perfect Game USA ... Played for the Oakland Athletics Area Code Team in 2012 ... 2013 East Bay Player of the Year ... Member of 2013 all-league first-team and All-Norcal First Team ... Went 10-3 with a 1.48 ERA as a senior ... Struck out 63 in 81 innings ... Also batted .408 with six doubles and 15 RBI ... Earned all-league honors as a sophomore and junior and named the league's pitcher of the year in 2012 ... Named all-state as a junior and All-East Bay in 2012 ... Went 9-1 with a 1.04 ERA in 13 games as a junior ... Posted 63 strikeouts in 66 innings of work ... As a sophomore, went 7-2 with a 1.97 ERA in nine games ... Struck out 49 in 50 innings ... Went 1-1 with a 1.42 ERA as a freshman, tallying 29 strikeouts in 26 innings through 12 games ...

**Personal**

Major is undecided ... Born June 24, 1994 in Antioch, Calif. ... Son of Cathy and Steve Shelton ... Uncle, Steve Ferguson, played collegiate baseball at St. Mary's ... Enjoys playing basketball, hanging with friends and going to the movies in his spare time ... Favorite athlete is Cole Hamels ... Chose Oregon State because it's "not too far away from home and is a big school that has a small school feel."



**Jake Thompson** #44  
**RHP**

Freshman • 6'2" • 204 • HS  
Bats/Throws: R/R  
Florence, Ore.  
Siuslaw

**MLB First-Year Player Draft**

Selected in the 34th round of the 2013 MLB First-Year Player Draft by the Chicago Cubs but did not sign.

**Siuslaw High School**

Four-year letterwinner for head coaches Josh Thomas-Dotson and Jim Dietz ... Played in the Oregon 4A All-Star Game ... League MVP his senior year ... All-League pitcher as a senior ... Went 7-2 his senior year, finishing with a 0.88 ERA and 105 strikeouts in 63 innings ... League MVP in 2011 and all-league pitcher as a sophomore ... Named all-league catcher as a freshman ... First-team all-state as a utility player in 2011 ... As a junior, was 6-2 with a 1.35 ERA in 10 games ... Struck out 87 in 52 innings of work ... Has also lettered four years in football and three years in basketball ... First-team all-league as a tight end in 2011 and honorable mention as a quarterback in 2010 ... First-team all-league in defense in basketball in 2010 and 2011

**Personal**

Majoring in business ... Born September 22, 1994 ... Son of Pam and Jon Thompson ... Has one brother, Joe ... Enjoys fishing, golf, watching movies and playing basketball in his spare time ... On National Honor Society in high school ... On Honor Roll for four years ... Favorite athlete is Prince Fielder ... Chose Oregon State because of "the history and the closeness of the baseball team."



**Ben Wetzler** #9  
**LHP**

Senior • 6'1" • 195 • 3L  
Bats/Throws: L/L  
Clackamas, Ore.  
Clackamas

**MLB First-Year Player Draft**

Selected in the fifth round (151st overall) in 2013 by Philadelphia ... Taken in the 15th round in 2010 by Cleveland but did not sign.

**2013 (Junior)**

*All-Pac-12 First Team ... Corvallis Regional All-Tournament Team ... Pac-12 All-Academic Honorable Mention ...* Appeared in 16 games, all starts, and went 10-1 with a 2.25 earned run average in 96 innings ... Struck out 83 and issued 32 walks ... Tallied 10 quality starts ... Pitched in 10 Pac-12 games and recorded a 7-0 record and 2.13 ERA in 63 1/3 innings ... Allowed 56 hits and 16 walks while striking out 55 ... Collected his 10th win after limiting Louisville to eight hits and three runs in 6 1/3 innings at the College World Series ... Earned his ninth win after allowing nine hits and three runs in 7 2/3 innings against Kansas State (6/10) ... Picked up his eighth winning by throwing a complete game against Texas A&M, allowing one run with 10 strikeouts (6/2) ... Did not figure in the decision after allowing nine hits and six runs in five innings of work in the finale against Washington State (5/26) ... Won his seventh consecutive game with six hits and two runs allowed in 6 1/3 innings against Oregon (5/19) ... Earned his sixth consecutive win with 6 1/3 innings against Stanford, striking out five with five hits and two runs allowed (5/12) ... Won his fifth consecutive game after striking out 10 and allowing 11 hits and two runs against California (5/5) ... Pitched a gem against USC, holding the Trojans to six hits and a run with five strikeouts in eight innings for the win (4/28) ... Threw his first career nine-inning complete game, shutting out Washington with six strikeouts to earn his third win (4/21) ... Earned his second win after holding Utah to three hits and a run in 6 1/3 innings (4/14) ... Picked up his first win of the season with seven innings against UCLA, allowing five hits and one run (4/7) ... Took the loss after allowing two hits and six runs in three innings against San Diego (3/30) ... Did not get the decision after going 4 1/3 innings against Arizona State, allowing five hits and three runs (3/24) ... Did not figure in the decision after allowing two hits and a run with four walks and two strikeouts in the finale against Arizona (3/17) ... Allowed three hits and two runs in three innings in a start against Texas State (3/10) ... Made the start against Bryant, allowing one hit and one walk with three strikeouts in 3 2/3 innings (3/3).

**2012 Summer**

Made three appearances, all starts, for Falmouth of the West Coast League ... Went 1-1 with a 2.35 earned run average, striking out 17 in 15 1/3 innings ... Allowed just four earned runs.

**2012 (Sophomore)**

*Pac-12 All-Academic Honorable Mention ...* Went 8-2 with a 3.10 ERA in 16 games, all starts ... Struck out 75 in 101 2/3 innings ... Was 4-2 with a 3.25 earned run average in 10 Pac-12 starts, striking out 50 in 63 2/3 innings ... Got his eighth win after holding Louisiana-Monroe to eight hits and two runs in 8 2/3 innings (6/3) ... Picked up the win after allowing eight hits and three runs in 5 2/3 innings against Oregon (5/25) ... Did not figure in the decision after allowing five hits and a run in 4 2/3 at Washington State (5/18) ... Earned his sixth win after scattering nine hits and four runs with two strikeouts in five innings at Utah (5/11) ... Did not get the decision after allowing two runs and seven hits in seven innings against Stanford (5/4) ... Picked up the win after scattering seven hits and two runs with seven strikeouts in 6 2/3 innings at USC (4/27) ... Took the loss after allowing six hits and four runs in 6 2/3 innings against UCLA (4/20) ... Did not get the decision after allowing five hits and three unearned runs in 6 1/3 innings against Arkansas-Pine Bluff (4/13) ... Took the loss after



giving up five hits and three runs over 5 1/3 innings at Arizona State (4/6) ... Did not get the win after holding Washington to three hits and a run in eight innings (3/31) ... Limited Arizona to one run and four hits over 6 2/3 innings but did not get the decision in the series opener against the Wildcats (3/23) ... Earned win No. 4 after holding California to six hits and two runs over a career-long eight innings (3/17) ... Picked up his first career complete game, going seven innings, allowing one hit with eight strikeouts against West Virginia (3/9) ... Did not get a decision after going 5 2/3 innings against St. Mary's, allowing six hits and four runs - three earned - with four strikeouts (3/1) ... Threw five innings, allowing eight hits and six runs against Pacific and improved to 2-0 (2/23) ... Picked up the win after scattering six hits and three runs in 5 1/3 innings as the Beavers' opening-day starter against UC Santa Barbara (2/17).

**2011 Summer**

Played for the Corvallis Knights of the West Coast League ... Pitched in 12 games, all in relief, going 0-0 with a 0.47 ERA ... Allowed just one earned run in 19 innings while striking out 16 ... Saved two games ... Named league's top prospect by MLB Scouts at WCL All-Star Game.

**2011 (Freshman)**

Pitched in 17 games, starting 12 ... Went 6-3 with a 4.66 ERA in 67 2/3 innings ... Saved one game ... Posted 50 strikeouts to 18 walks ... Opponents batted .275 against him ... Threw four innings in a start at Vanderbilt, and did not get the decision after allowing five hits and two runs with five strikeouts (6/11) ... Did not figure in the decision after allowing nine hits and four runs in a start at Washington (5/14) ... Won his sixth game of the season after holding Cal to four hits and a home run with seven strikeouts in seven innings (5/8) ... Took the loss after allowing five hits and three runs over 5 1/3 innings at UCLA (5/1) ... Picked up his first career save after allowing just two hits and an unearned run with five strikeouts in 3 2/3 innings at Portland (4/26) ... Won his fifth game of the season, scattering three hits and two runs in four innings in the series finale at Stanford (4/17) ... Picked up his fourth straight win after limiting Arizona to three runs and seven hits over six innings (4/3) ... Threw 1 2/3 innings of relief against UC Santa Barbara (3/27) ... Made his first career relief appearance, and picked up the win against Seattle after allowing three hits in 3 2/3 innings (3/23) ... Lasted three innings at Long Beach State, but did not get the decision after giving up three hits and two runs (3/19) ... Earned his second win of the season by holding VMI to four hits and two runs over six innings (3/12) ... Posted first win and first quality start after holding Hartford to two hits and one run in seven innings (3/5) ... Took the loss after allowing eight hits and six earned runs in three innings against Texas A&M-Corpus Christi (2/26) ... Threw 4 1/3 innings in his OSU debut against Gonzaga (2/20), striking out eight, but did not get the decision.

**Clackamas High School**

Lettered three years for head coach John Arston ... Earned Gatorade Player of the Year honors after his senior season ... Was also selected as the Louisville Slugger Player of the Year, was an All-American and participated in the Oregon 6A-5A All-Star series ... Earned all-league honors as a junior and senior ... Selected as league Pitcher of the Year as a junior and senior Named as the top high school player in the state of Oregon by Baseball Northwest ... High school career stats: 28-3 win-loss record, with five saves, 342 strikeouts, 53 walks, 25 earned runs and a 0.87 ERA in 201 1/3 innings pitched ... Went 12-0 his senior year, finishing with four saves and a 0.32 ERA ... Struck out 164, walked 22 and allowed 32 hits in 86 2/3 innings ... Brook school record for strikeouts his senior season, posting 17 against West Linn ... As a junior, batted .467 with two home runs, 12 doubles, 20 stolen bases and 18 RBI ... On the hill, was 9-1 with a 0.47 ERA in 13 games ... Struck out 104 in 60 innings of work ... Threw eight complete games ... As a sophomore, batted .381 with four doubles and 16 RBI ... As a pitcher, went 7-2 with a 2.54 ERA in 10 appearances ... Worked 54 2/3 innings, striking out 74 ... Threw three complete games ... Also lettered two seasons as a defensive back in football ... Was an all-league selection in football as a junior.

**Personal**

Majoring in physical education ... Born September 12, 1991 in Portland, Ore. ... Son of Wynn and Kathy Mayfield ... Has two brothers, Jason and Zach, and one sister, Katelyn ... Enjoys camping and social events ...

Member of the Honor Society at Clackamas ... Favorite athlete is LeBron James and favorite TV show is Entourage ... Biggest athletic thrill to date is winning two high school state titles ... Chose Oregon State because of the hometown feeling and the program's history.

**Wetzler's Career Single-Game Highs**

Innings pitched: 9.0, at Washington, Apr 21, 2013 ; at Texas A&M, Jun 02, 2013  
Walks allowed: 6, at Washington State, May 18, 2012  
Strikeouts: 10, at Texas A&M, Jun 02, 2013 ; California, May 05, 2013  
Batters faced: 35, at Texas A&M, Jun 02, 2013  
Field chances: 4, Arkansas-Pine Bluff, Apr 13, 2012 ; UCLA, Apr 20, 2012 ; Stanford, May 04, 2012  
Putouts: 1, 14 times  
Assists: 3, 5 times  
Runners CS: 2, at UCLA, Apr 07, 2013 ; Arkansas-Pine Bluff, Apr 13, 2012 ; Arizona State, Mar 24, 2013



**Austin Woodward** #45  
**RHP**

Junior • 6'1" • 205 • TR  
Bats/Throws: R/R  
Union, Ore.  
Cove/Linn-Benton CC

**Linn-Benton Community College**

Played as a freshman and sophomore ... Went 7-3 with a 2.01 ERA as a sophomore, earning all-league honors and was named Second-Team All-NWAACC ... Struck out 50 in 76 innings ... Was 1-2 with a 6.20 ERA as a freshman.

**Cove High School**

Lettered two years for Cove and two for Union High School ... Served as team captain sophomore through senior seasons ... Named First-Team All-State as both a junior and senior ... Also named 2A/1A State Player of the Year ... Lettered four years in football and basketball ... In football, named all-state wide receiver and punter as a senior, second team wide receiver as a junior and honorable mention as a sophomore ... Served as team captain in basketball sophomore through senior years ... Named first-team all-league as a sophomore and junior.

**Personal**

Majoring in forest management ... Born May 18, 1993 in La Grande, Ore. ... Son of Debra and Chris Woodward ... Has two sisters, Chelsey and Karinda ... Enjoys hunting, hiking, camping, basketball and football in his spare time ... Member of National Honor Society senior year and Honor Roll all four years of high school ... Favorite athlete is Peyton Manning ... Chose Oregon State because "they are the top forestry school and their baseball program is great."



**Zane Yanzick** #20  
**OF**

Redshirt Junior • 6'3" • 202 • 1L  
Bats/Throws: R/R  
Beaverton, Ore.  
Jesuit/Wake Forest

**2013 (Redshirt Sophomore)**

Played in nine games, getting five at bats.



**2012 (Redshirt Freshman)**

Did not play.

**Wake Forest**

Played in 36 games as a freshman in 2011, making eight starts ... Batted .176 with one double, five walks and one RBI.

**Jesuit High School**

Ranked as the No. 10 high school prospect in the state of Oregon prior to his senior year by Baseball Northwest ... Named Team MVP twice during career at Jesuit ... Earned All-Metro League honors ... Batted .309 as a junior, finishing with five doubles, two triples, three home runs and 18 RBI.

**Personal**

Majoring in business ... Born May 24, 1992 in Portland, Ore., but consid-

ers Beaverton, Ore., his hometown ... Son of Leslie and Jim Yanzick ... Has one brother, Marshall, and one sister, Josie ... Enjoys hiking, camping, cliff diving, intertubing, skiing, video games and ping pong in his spare time ... Favorite TV show is Entourage and favorite movie is Remember The Titans ... Chose Oregon State because it's "close to home and I love the family feel."

**Yanzick's Career Single-Game Highs**

Runs scored: 1, vs UC Riverside, Feb 18, 2013 ; at San Diego State, Feb 21, 2013

Walks: 1, at Seattle, Apr 22, 2013 ; Texas State, Mar 08, 2013

Struck out: 1, at Seattle, Apr 22, 2013 ; Bryant, Mar 03, 2013

At bats: 3, Arizona State, Mar 23, 2013

Field chances: 1, Texas State, Mar 08, 2013

Putouts: 1, Texas State, Mar 08, 2013

**Bauer, Clay**

Year	ERA	W	L	App	GS	CG	SHO	CBO	SV	IP	H	R	ER	BB	SO	2B	3B	HR	BF	B/Avg	WP	HBP	BK	SFA	SHA
2013	5.40	0	0	1	1	0	0	0	0	1.2	1	1	1	2	1	0	0	0	8	.167	1	0	0	0	0
TOTAL	5.40	0	0	1	1	0	0	0	0	1.2	1	1	1	2	1	0	0	0	8	.167	1	0	0	0	0

**Casper, Jerad**

Year	Avg	GP	GS	AB	R	H	2B	3B	HR	RBI	TB	SLG%	BB	HBP	SO	GDP	OB%	SF	SH	SB	ATT	PO	A	E	FLD%
2013	.167	29	20	66	9	11	4	0	0	11	15	.227	11	0	18	0	.282	1	0	0	0	65	25	7	.928
TOTAL	.167	29	20	66	9	11	4	0	0	11	15	.227	11	0	18	0	.282	1	0	0	0	65	25	7	.928

**Clark, Gabe**

Year	Avg	GP	GS	AB	R	H	2B	3B	HR	RBI	TB	SLG%	BB	HBP	SO	GDP	OB%	SF	SH	SB	ATT	PO	A	E	FLD%
2013	.161	15	7	31	3	5	1	1	0	4	8	.258	4	1	11	0	.278	0	0	0	0	2	0	0	1.000
TOTAL	.161	15	7	31	3	5	1	1	0	4	8	.258	4	1	11	0	.278	0	0	0	0	2	0	0	1.000

**Conforto, Michael**

Year	Avg	GP	GS	AB	R	H	2B	3B	HR	RBI	TB	SLG%	BB	HBP	SO	GDP	OB%	SF	SH	SB	ATT	PO	A	E	FLD%
2012	.349	58	56	218	45	76	14	1	13	76	131	.601	24	12	37	5	.438	2	2	1	2	63	3	1	.985
2013	.328	65	65	247	48	81	14	1	11	47	130	.526	41	14	47	5	.447	2	0	6	11	112	9	4	.968
TOTAL	.338	123	121	465	93	157	28	2	24	123	261	.561	65	26	84	10	.443	4	2	7	13	175	12	5	.974

**Davis, Dylan**

Year	Avg	GP	GS	AB	R	H	2B	3B	HR	RBI	TB	SLG%	BB	HBP	SO	GDP	OB%	SF	SH	SB	ATT	PO	A	E	FLD%
2012	.247	42	39	166	20	41	12	1	3	30	64	.386	6	3	32	2	.281	3	0	4	5	42	3	0	1.000
2013	.335	63	62	257	45	86	22	3	5	61	129	.502	19	2	35	2	.379	4	1	9	12	113	4	3	.975
TOTAL	.300	105	101	423	65	127	34	4	8	91	193	.456	25	5	67	4	.341	7	1	13	17	155	7	3	.982

Year	ERA	W	L	App	GS	CG	SHO	CBO	SV	IP	H	R	ER	BB	SO	2B	3B	HR	BF	B/Avg	WP	HBP	BK	SFA	SHA
2012	4.32	1	1	10	1	0	0	0	1	8.1	5	6	4	7	9	2	0	0	38	.172	2	2	0	0	0
2013	13.50	0	0	2	1	0	0	0	0	2.0	5	3	3	3	1	1	1	0	13	.500	1	0	0	0	0
TOTAL	6.10	1	1	12	2	0	0	0	1	10.1	10	9	7	10	10	3	1	0	51	.256	3	2	0	0	0

**Engelbrekt, Max**

Year	ERA	W	L	App	GS	CG	SHO	CBO	SV	IP	H	R	ER	BB	SO	2B	3B	HR	BF	B/Avg	WP	HBP	BK	SFA	SHA
2013	1.30	5	1	22	0	0	0	1	5	27.2	21	5	4	10	20	5	1	0	113	.212	1	1	0	0	3
TOTAL	1.30	5	1	22	0	0	0	1	5	27.2	21	5	4	10	20	5	1	0	113	.212	1	1	0	0	3

**Esposito, Nate**

Year	Avg	GP	GS	AB	R	H	2B	3B	HR	RBI	TB	SLG%	BB	HBP	SO	GDP	OB%	SF	SH	SB	ATT	PO	A	E	FLD%
2012	.167	14	2	12	3	2	0	0	0	2	2	.167	1	0	2	0	.214	1	0	0	0	34	4	2	.950
2013	.135	20	13	37	4	5	0	0	0	3	5	.135	5	3	5	0	.289	0	0	0	0	78	10	1	.989
TOTAL	.143	34	15	49	7	7	0	0	0	5	7	.143	6	3	7	0	.271	1	0	0	0	112	14	3	.977

**Fry, Jace**

Year	ERA	W	L	App	GS	CG	SHO	CBO	SV	IP	H	R	ER	BB	SO	2B	3B	HR	BF	B/Avg	WP	HBP	BK	SFA	SHA
2012	2.45	5	3	13	13	3	1	0	0	88.1	68	35	24	35	53	5	1	1	374	.215	4	9	0	3	11
2013	4.70	0	1	6	0	0	0	0	0	7.2	6	4	4	2	3	0	0	31	.222	0	1	0	1	0	
TOTAL	2.62	5	4	19	13	3	1	0	0	96.0	74	39	28	37	55	8	1	1	405	.216	4	10	0	4	11

**Hendrix, Jeff**

Year	Avg	GP	GS	AB	R	H	2B	3B	HR	RBI	TB	SLG%	BB	HBP	SO	GDP	OB%	SF	SH	SB	ATT	PO	A	E	FLD%
2013	.259	32	4	27	4	7	0	0	0	3	7	.259	1	1	10	0	.310	0	0	4	4	20	0	0	1.000
TOTAL	.259	32	4	27	4	7	0	0	0	3	7	.259	1	1	10	0	.310	0	0	4	4	20	0	0	1.000

**Jackson, Brandon**

Year	ERA	W	L	App	GS	CG	SHO	CBO	SV	IP	H	R	ER	BB	SO	2B	3B	HR	BF	B/Avg	WP	HBP	BK	SFA	SHA
2013	2.48	4	1	19	0	0	0	1	1	29.0	27	11	8	9	21	4	0	3	120	.255	3	3	0	0	2
TOTAL	2.48	4	1	19	0	0	0	1	1	29.0	27	11	8	9	21	4	0	3	120	.255	3	3	0	0	2

**2006 & 2007 NATIONAL CHAMPIONS**

5 College World Series Appearances: 1952, 2005, 2006, 2007, 2013 | 5 NCAA Super Regional Appearances: 2005, 2006, 2007, 2011, 2013

14 NCAA Regional Appearances: 1952, 1962, 1963, 1983, 1985, 1986, 2005, 2006, 2007, 2009, 2010, 2011, 2012, 2013





**Keyes, Kevin**

Year	Avg	GP	GS	AB	R	H	2B	3B	HR	RBI	TB	SLG%	BB	HBP	SO	GDP	OB%	SF	SH	SB	ATT	PO	A	E	FLD%
2011	.302	55	50	182	28	55	10	0	1	30	68	.374	17	2	36	0	.359	5	3	3	5	35	63	9	.916
2012	.226	54	47	177	23	40	8	2	0	18	52	.294	18	5	28	5	.310	3	7	3	4	264	38	8	.974
2013	.316	64	57	212	35	67	12	2	2	34	89	.420	18	7	35	5	.380	5	5	3	3	56	109	17	.907
TOTAL	.284	173	154	571	86	162	30	4	3	82	209	.366	53	14	99	10	.352	13	15	9	12	355	210	34	.943

**Moore, Andrew**

Year	ERA	W	L	App	GS	CG	SHO	CBO	SV	IP	H	R	ER	BB	SO	2B	3B	HR	BF	B/Avg	WP	HBP	BK	SFA	SHA
2013	1.79	14	2	19	18	3	3	3	1	131.0	93	33	26	28	72	17	1	4	508	.207	6	11	0	5	14
TOTAL	1.79	14	2	19	18	3	3	3	1	131.0	93	33	26	28	72	17	1	4	508	.207	6	11	0	5	14

**Painton, Tyler**

Year	ERA	W	L	App	GS	CG	SHO	CBO	SV	IP	H	R	ER	BB	SO	2B	3B	HR	BF	B/Avg	WP	HBP	BK	SFA	SHA
2013	2.40	0	0	11	0	0	0	1	0	15.0	7	5	4	6	10	2	0	0	59	.143	1	4	0	0	0
TOTAL	2.40	0	0	11	0	0	0	1	0	15.0	7	5	4	6	10	2	0	0	59	.143	1	4	0	0	0

**Peterson, Andy**

Year	Avg	GP	GS	AB	R	H	2B	3B	HR	RBI	TB	SLG%	BB	HBP	SO	GDP	OB%	SF	SH	SB	ATT	PO	A	E	FLD%
2013	.333	65	65	246	49	82	5	0	0	28	87	.354	16	6	38	5	.384	3	21	14	19	135	191	12	.964
TOTAL	.333	65	65	246	49	82	5	0	0	28	87	.354	16	6	38	5	.384	3	21	14	19	135	191	12	.964

**Reser, Zack**

Year	ERA	W	L	App	GS	CG	SHO	CBO	SV	IP	H	R	ER	BB	SO	2B	3B	HR	BF	B/Avg	WP	HBP	BK	SFA	SHA
2012	6.75	0	0	10	0	0	0	0	0	5.1	7	4	4	4	4	0	1	0	28	.333	4	2	0	0	0
2013	6.23	0	0	7	0	0	0	1	0	4.1	3	3	3	3	4	0	0	0	19	.214	1	1	0	1	0
TOTAL	6.52	0	0	17	0	0	0	1	0	9.2	10	7	7	7	8	0	1	0	47	.286	5	3	0	1	0

**Rulli, Nick**

Year	Avg	GP	GS	AB	R	H	2B	3B	HR	RBI	TB	SLG%	BB	HBP	SO	GDP	OB%	SF	SH	SB	ATT	PO	A	E	FLD%
2012	.333	8	0	3	0	1	1	0	0	2	2	.667	0	0	2	0	.250	1	1	0	0	0	0	0	.000
2013	.000	11	0	4	2	0	0	0	0	0	0	.000	0	0	2	0	.000	0	0	1	2	1	0	0	1.000
TOTAL	.143	19	0	7	2	1	1	0	0	2	2	.286	0	0	4	0	.125	1	1	1	2	1	0	0	1.000

**Schultz, Scott**

Year	ERA	W	L	App	GS	CG	SHO	CBO	SV	IP	H	R	ER	BB	SO	2B	3B	HR	BF	B/Avg	WP	HBP	BK	SFA	SHA
2011	3.61	4	1	21	3	0	0	0	1	52.1	46	24	21	14	28	12	0	2	221	.250	2	8	0	0	15
2012	2.56	3	1	24	0	0	0	2	2	45.2	34	20	13	9	32	8	1	1	185	.210	0	8	0	0	5
2013	2.08	2	1	27	0	0	0	2	10	43.1	31	18	10	8	34	5	0	1	178	.191	2	4	0	0	4
TOTAL	2.80	9	3	72	3	0	0	4	13	141.1	111	62	44	31	94	25	1	4	584	.219	4	20	0	0	24

**Wetzler, Ben**

Year	ERA	W	L	App	GS	CG	SHO	CBO	SV	IP	H	R	ER	BB	SO	2B	3B	HR	BF	B/Avg	WP	HBP	BK	SFA	SHA
2011	4.66	6	3	17	12	0	0	0	1	67.2	74	41	35	18	50	17	2	5	296	.275	7	5	0	1	3
2012	3.10	8	2	16	16	1	1	0	0	101.2	94	41	35	42	75	19	1	2	437	.252	9	13	1	1	8
2013	2.25	10	1	16	16	2	1	1	0	96.0	83	34	24	32	83	15	2	3	394	.239	3	6	0	2	7
TOTAL	3.19	24	6	49	44	3	2	1	1	265.1	251	116	94	92	208	51	5	10	1127	.254	19	24	1	4	18

**Yanzick, Zane**

Year	Avg	GP	GS	AB	R	H	2B	3B	HR	RBI	TB	SLG%	BB	HBP	SO	GDP	OB%	SF	SH	SB	ATT	PO	A	E	FLD%
2013	.000	9	0	5	2	0	0	0	0	0	0	.000	2	0	2	0	.286	0	0	0	0	1	0	0	1.000
TOTAL	.000	9	0	5	2	0	0	0	0	0	0	.000	2	0	2	0	.286	0	0	0	0	1	0	0	1.000



## Arizona Wildcats

Arizona leads all-time series, 31-28 • **2013:** Oregon State won series, 3-0



### Yearly Results

Year	Home	Road	Neutral	Overall
1963	-	2-1	-	2-1
1965	-	1-2	-	1-2
1966	-	0-3	-	0-3
1977	-	-	0-2	0-2
1998	3-0	-	-	3-0
1999	-	0-3	-	0-3
2000	2-1	-	-	2-1
2001	-	1-2	-	1-2
2002	2-1	-	-	2-1
2003	-	1-2	-	1-2
2004	1-2	-	-	1-2
2005	-	1-2	-	1-2
2006	2-1	-	-	2-1
2007	-	0-3	-	0-3
2008	2-1	-	-	2-1
2009	-	2-1	-	2-1
2010	2-1	-	-	2-1
2011	-	2-1	-	2-1

Year	Home	Road	Neutral	Overall
2012	1-2	-	-	1-2
2013	-	3-0	-	3-0

### Series Breakdown

All-Time	28-31
At OSU	15-9
At Arizona	13-20
Neutral	0-2

### Last 10 Meetings

Year	H	L
2010	H	L, 1-3
2011	R	L, 0-18
2011	R	W, 10-4
2011	R	W, 8-4
2012	H	W, 6-5
2012	H	L, 4-5
2012	H	L, 5-7
2013	R	W, 6-2
2013	R	W, 4-3
2013	R	W, 8-4

### Series Superlatives

Last OSU 3-gm. sweep, at OSU ..... 1998  
 Last OSU 3-gm. sweep, at UA ..... 2013  
 Last UA 3-gm. sweep, at UA ..... 2007  
 Last UA 3-gm. sweep, at OSU ..... Never

Most runs scored vs. UA ..... 14, 2007  
 Most runs allowed vs. UA ..... 20, 2003  
 Largest margin of victory ..... 8, 3x,  
 ..... last: 2006 (10-2)  
 Largest margin of defeat ..... 18, 2011 (0-18)  
 Longest winning streak ..... 3 gms, 5x, last: 2013  
 Longest win streak, at OSU ..... 4 gms, 2008-10  
 Longest win streak, at UA ..... 5 gms, 2011-13

Longest losing streak ..... 7 gms, 1965-77  
 Longest losing streak, at OSU ..... 2 gms-2x,  
 ..... 2006-08, 2012  
 Longest losing streak, at UA ..... 5 gms, 1965-66  
 Last OSU shutout ..... 2010 (5-0)  
 Last UA shutout ..... 2011 (18-0)

## Arizona State Sun Devils

Arizona State leads all-time series, 44-27 • **2013:** Oregon State won series, 2-1



### Yearly Results

Year	Home	Road	Neutral	Overall
1963	-	2-2	-	2-2
1965	-	0-4	-	0-4
1966	-	3-0	-	3-0
1967	-	2-1	-	2-1
1970	-	-	0-1	0-1
1971	-	-	0-1	0-1
1976	-	-	0-2	0-2
1977	-	0-1	-	0-1
1985	-	-	1-0	1-0
1989	-	-	0-1	0-1
1999	1-2	-	-	1-2
2000	-	1-2	-	1-2
2001	2-1	-	-	2-1
2002	-	0-4	-	0-4
2003	1-2	-	0-1	1-3
2004	-	0-3	-	0-3
2005	2-1	1-0	-	3-1
2006	-	1-2	1-0	2-2

Year	Home	Road	Neutral	Overall
2007	0-3	-	2-0	2-3
2008	-	2-2	-	2-2
2009	2-1	0-1	-	2-2
2010	-	1-2	0-1	1-3
2011	3-0	-	-	3-0
2012	-	0-3	-	0-3
2013	2-1	-	-	2-1

### Series Breakdown

All-Time	27-44
At OSU	13-11
At Arizona State	10-26
Neutral	4-7

### Last 10 Meetings

Year	H	W
2010	R	W, 9-8
2011	H	W, 5-3
2011	H	W, 7-6
2011	H	W, 9-6
2012	R	L, 2-8
2012	R	L, 2-3
2012	R	L, 1-5
2013	H	W, 5-0
2013	H	L, 0-4
2013	H	W, 4-3

### Series Superlatives

Last OSU 3-gm. sweep, at OSU ..... 2011  
 Last OSU 3-gm. sweep, at ASU ..... 1966  
 Last ASU 3-gm. sweep, at ASU ..... 2012  
 Last ASU 3-gm. sweep, at OSU ..... 2007

Most runs scored vs. ASU ..... 13, 2x, last: 1985  
 Most runs allowed vs. ASU ..... 21, 1999  
 Largest margin of victory ..... 11, 2x,  
 ..... last: 2006 (11-0)  
 Largest margin of defeat ..... 12, 1999 (21-9)  
 Longest winning streak ..... 5 gms, 1966-67  
 Longest win streak, at OSU ..... 5 gms, 2009-11  
 Longest win streak, at ASU ..... 5 gms, 1966-67

Longest losing streak. 6 gms, 2x, last: 2002-03  
 Longest losing streak, at OSU.. 4 gms, 2007-09  
 Longest losing streak, at ASU.. 8 gms, 2000-04  
 Last OSU shutout ..... 2013 (5-0)  
 Last ASU shutout ..... 2013 (4-0)



California Golden Bears

California leads all-time series, 39-34 • 2013: Oregon State won series, 3-0



Yearly Results

Table with columns: Year, Home, Road, Neutral, Overall. Rows list yearly game results from 1916 to 2013.

Series Breakdown

Summary table for California series: All-Time (34-39), At OSU (17-13), At California (15-24), Neutral (2-2).

Last 10 Meetings

Table of the last 10 meetings between Oregon State and California, including date, location, and score.

Series Superlatives

Last OSU 3-gm. sweep, at OSU.....2013
Last OSU 3-gm. sweep, at CAL.....2012
Last CAL 3-gm. sweep, at CAL.....2010
Last CAL 3-gm. sweep, at OSU.....1968

Most runs scored vs. CAL.....15, 2x, last: 2004
Most runs allowed vs. CAL.....19, 2003
Largest margin of victory.....13, 1997 (15-2)
Largest margin of defeat.....12, 2x,
.....last: 1997 (14-2)
Longest winning streak.....8 gms, 2004-07
Longest win streak, at OSU.....4 gms, 3x,
.....last: 2011-13

Longest win streak, at CAL.....4 gms, 2004-06
Longest losing streak.....5 gms, 1953-67
Longest losing streak, at OSU... 7 gms, 1968-99
Longest losing streak, at CAL ....5 gms, 1953-67
Last OSU shutout.....2013 (5-0)
Last CAL shutout.....2007 (4-0)

Oregon Ducks

Oregon State leads all-time series, 166-155 • 2013: Series Tied, 2-2



Yearly Results (1928-pres.)

Table with columns: Year, H, R, N, O. Rows list yearly game results from 1929 to 1948.

Series Breakdown

Summary table for Oregon series: All-Time (166-155), At OSU (88-72), At Oregon (75-81), Neutral (3-1).

Last 10 Meetings

Table of the last 10 meetings between Oregon State and Oregon, including date, location, and score.

Series Superlatives (All-Time)

Last OSU 3-gm. sweep, at OSU.....2012
Last OSU 3-gm. sweep, at UO.....1977
Last UO 3-gm. sweep, at UO.....2011
Last UO 3-gm. sweep, at OSU.....1972

Most runs scored vs. UO.....22, 2x, last: 1939
Most runs allowed vs. UO.....21, 1918
Largest margin of victory.....18, 1950 (20-2)
Largest margin of defeat.....14, 1918 (21-7)
Longest winning streak.....10 gms, 1922-24
Longest win streak, at OSU.....7 gms, 2x,
.....last: 1981-2010
Longest win streak, at UO.....8 gms, 1930-33

Longest losing streak.....7 gms, 2x, last: 1971-72
Longest losing streak, at OSU... 5 gms, 1939-43
Longest losing streak, at UO ....10 gms, 1972-75
Last OSU shutout.....2013 (9-0)
Last UO shutout.....2013 (3-0)





## Stanford Cardinal

Stanford leads all-time series, 43-33 • **2013:** Oregon State won series, 3-0



### Yearly Results

Year	Home	Road	Neutral	Overall	Year	Home	Road	Neutral	Overall
1920	2-0	0-2	-	2-2	2002	2-1	-	-	2-1
1955	-	0-1	-	0-1	2003	-	1-2	-	1-2
1964	-	2-0	-	2-0	2004	1-2	-	-	1-2
1967	-	0-2	-	0-2	2005	-	2-1	-	2-1
1968	1-0	0-2	-	1-2	2006	5-0	-	-	5-0
1969	0-2	0-1	-	0-3	2007	-	2-1	-	2-1
1970	-	2-0	0-1	2-1	2008	1-2	-	-	1-2
1971	1-1	-	0-1	2-1	2009	-	2-1	-	2-1
1976	-	-	0-1	0-1	2010	0-3	-	-	0-3
1977	-	-	0-1	0-1	2011	-	3-0	-	3-0
1978	-	-	0-1	0-1	2012	2-1	-	-	2-1
1982	-	0-2	-	0-2	2013	-	3-0	-	3-0
1983	-	0-1	-	0-1					
1985	-	0-1	-	0-1					
1986	-	-	0-1	0-1					
1999	-	0-3	-	0-3					
2000	1-2	-	-	1-2					
2001	-	0-3	-	0-3					

### Series Breakdown

All-Time	33-43
At OSU	16-14
At Stanford	17-23
Neutral	0-6

### Last 10 Meetings

2010	H	L, 7-10
2011	R	W, 1-0
2011	R	W, 8-1
2011	R	W, 6-4
2012	H	L, 2-8
2012	H	W, 4-2
2012	H	W, 5-4
2013	R	W, 7-3
2013	R	W, 10-4
2013	R	W, 5-4

### Series Superlatives

Last OSU 3-gm. sweep, at OSU.....2006  
 Last OSU 3-gm. sweep, at STAN.....2013  
 Last STAN 3-gm. sweep, at STAN.....2001  
 Last STAN 3-gm. sweep, at OSU.....2010

Most runs scored vs. STAN.....15, 2006  
 Most runs allowed vs. STAN.....22, 2001  
 Largest margin of victory.....15, 2006 (15-0)  
 Largest margin of defeat.....17, 2001 (22-5)  
 Longest winning streak.....6 gms, 2006-07  
 Longest win streak, at OSU.....6 gms, 2006-08  
 Longest win streak, at STAN.....7 gms, 2009-13  
 Longest losing streak.....13 gms, 1971-2000

Longest losing streak, at OSU... 6 gms, 2008-12  
 Longest losing streak, at STAN .....11 gms,  
 .....1982-2003  
 Last OSU shutout.....2011 (1-0)  
 Last STAN shutout.....2003 (10-0)

## UCLA Bruins

UCLA leads all-time series, 34-27 • **2013:** Oregon State won series, 2-1



### Yearly Results

Year	Home	Road	Neutral	Overall	Year	Home	Road	Neutral	Overall
1967	2-0	-	-	2-0	2010	1-2	-	-	1-2
1968	0-1	0-2	-	0-3	2011	-	2-1	-	2-1
1969	0-2	0-1	-	0-3	2012	2-1	-	-	2-1
1970	0-2	-	0-1	0-3	2013	-	2-1	-	2-1
1971	-	0-2	-	0-2					
1985	-	-	1-0	1-0					
1998	3-0	-	-	3-0					
1999	-	1-2	-	1-2					
2000	0-3	-	-	0-3					
2001	-	1-2	-	1-2					
2002	1-2	-	-	1-2					
2003	-	1-2	-	1-2					
2004	1-2	-	-	1-2					
2005	-	3-0	-	3-0					
2006	1-1	-	-	1-1					
2007	-	2-1	-	2-1					
2008	2-1	-	-	2-1					
2009	-	1-2	-	1-2					

### Series Breakdown

All-Time	27-34
At OSU	13-17
At UCLA	13-16
Neutral	1-1

### Last 10 Meetings

2010	H	L, 2-8
2011	R	W, 7-5
2011	R	W, 2-0
2011	R	L, 2-5
2012	H	L, 0-4
2012	H	W, 3-0
2012	H	W, 7-6
2013	R	L, 2-3
2013	R	W, 5-0
2013	R	W, 5-2

### Series Superlatives

Last OSU 3-gm. sweep, at OSU.....1998  
 Last OSU 3-gm. sweep, at UCLA.....2005  
 Last UCLA 3-gm. sweep, at UCLA.....Never  
 Last UCLA 3-gm. sweep, at OSU.....2000

Most runs scored vs. UCLA.....19, 1998  
 Most runs allowed vs. UCLA.....18, 2000  
 Largest margin of victory.....14, 1998 (19-5)  
 Largest margin of defeat.....15, 1999 (15-0)  
 Longest winning streak.....4 gms, 2x,  
 .....last: 2005-06  
 Longest win streak, at OSU.....3 gms, 1998  
 Longest win streak, at UCLA.....6 gms, 2003-07

Longest losing streak.....11 gms, 1968-71  
 Longest losing streak, at OSU....5 gms, 1968-70  
 Longest losing streak, at UCLA..5 gms, 1968-71  
 Last OSU shutout.....2013 (5-0)  
 Last UCLA shutout.....2012 (4-0)



USC Trojans

USC leads all-time series, 48-25 • 2013: Oregon State won series, 3-0



Yearly Results

Table with columns: Year, Home, Road, Neutral, Overall. Rows list yearly results from 1951 to 2013.

Series Breakdown

Table with columns: Category, Record. Rows: All-Time, At OSU, At USC, Neutral.

Last 10 Meetings

Table with columns: Year, Location, Result. Rows list the last 10 meetings from 2010 to 2013.

Series Superlatives

Last OSU 3-gm. sweep, at OSU .....2013
Last OSU 3-gm. sweep, at USC .....Never
Last USC 3-gm. sweep, at USC .....2008
Last USC 3-gm. sweep, at OSU .....2003

Most runs scored vs. USC .....13, 2x, last: 2002
Most runs allowed vs. USC .....16, 2x, last: 2000
Largest margin of victory .....11, 1951 (12-1)
Largest margin of defeat .....15, 1958 (15-0)
Longest winning streak .....4 gms, 2004-05
Longest win streak, at OSU .....3 gms, 2013
Longest win streak, at USC .....3 gms, 2004-06

Longest losing streak .....13 gms, 1967-98
Longest losing streak, at OSU .....4 gms, 2x,
.....last: 2001-03
Longest losing streak, at USC .....10 gms, 1951-98
Last OSU shutout .....2013 (3-0)
Last USC shutout .....2002 (7-0)

Utah Utes

Oregon State leads all-time series, 11-2 • 2013: Oregon State won series, 3-0



Yearly Results

Table with columns: Year, Home, Road, Neutral, Overall. Rows list yearly results from 1973 to 2013.

Series Breakdown

Table with columns: Category, Record. Rows: All-Time, At OSU, At Utah, Neutral.

Last 10 Meetings

Table with columns: Year, Location, Result. Rows list the last 10 meetings from 1993 to 2013.

Series Superlatives

Last OSU 3-gm. sweep, at OSU .....2013
Last OSU 3-gm. sweep, at UTAH .....Never
Last USC 3-gm. sweep, at USC .....Never
Last USC 3-gm. sweep, at UTAH .....Never

Most runs scored vs. UTAH .....11, 2012
Most runs allowed vs. UTAH .....10, 2012
Largest margin of victory .....7, 1996 (7-0)
Largest margin of defeat .....4, 1993 (7-3)
Longest winning streak .....5 gms, 1993-2012
Longest win streak, at OSU .....4 gms, 2010-13
Longest win streak, at UTAH .....1 gm, 2x, 2012

Longest losing streak .....1 gm, 2x, 1993, 2012
Longest losing streak, at OSU .....Never
Longest losing streak, at UTAH .....1 gm, 2012
Last OSU shutout .....2013 (1-0)
Last UTAH shutout .....Never



## Washington Huskies

Oregon State leads all-time series, 229-189-2 • **2013:** Washington won series, 2-1



### Yearly Results (1958-pres.)

Year	H	R	N	O
1958	2-0	2-0	-	4-0
1959	1-0	0-2	-	1-2
1960	2-0	1-1	-	3-1
1961	1-0	1-1	-	2-1
1962	2-0	2-0	-	4-0
1963	2-0	2-0	-	4-0
1964	2-0	0-2	-	2-2
1965	1-2	3-0	-	4-2
1966	2-1	0-3	-	2-4
1967	1-0	-	-	1-0
1968	2-0	1-0	1-0	4-0
1969	1-0	2-0	-	3-0
1970	1-0	-	1-0	1-0
1971	2-0	1-0	-	3-0
1972	2-3	-	-	2-3
1973	3-0	1-2	-	4-2
1974	3-0	1-2	0-1	4-3
1975	3-0	3-0	-	6-0

Year	H	R	N	O
1976	4-0	1-1	-	5-1
1977	3-0	2-1	-	5-1
1978*	1-3	1-0	-	2-3
1979	0-3	0-3	-	0-6
1980	1-0	2-2	-	3-2
1981	2-1	2-1	-	4-2
1982	2-0	1-1	-	3-1
1983	1-1	1-1	1-0	3-2
1984	2-0	1-1	1-0	4-1
1985	1-1	1-1	1-0	3-2
1986	2-0	1-1	1-1	4-2
1987	1-1	1-1	0-1	2-3
1988	1-1	2-0	-	3-1
1989	2-0	1-1	-	3-1
1990	1-1	1-1	2-1	4-3
1991	2-0	1-1	2-0	5-1
1992	2-1	0-3	-	2-4
1993	1-2	-	1-2	2-4
1994	1-2	1-2	1-0	3-4

Year	H	R	N	O
1995	3-0	0-3	-	3-3
1996	3-1	1-3	-	4-4
1997	2-2	2-2	-	4-4
1998	2-2	1-3	-	3-5
1999	0-2	1-2	-	1-4
2000	2-1	2-0	-	4-1
2001	1-1	1-2	-	2-3
2002	1-2	-	-	1-2
2003	0-2	1-2	-	1-4
2004	1-2	2-0	1-0	4-2
2005	-	3-0	-	3-0
2006	2-1	-	-	2-1
2007	-	1-1	0-1	1-2
2008	2-1	-	-	2-1
2009	-	0-2	1-0	1-2
2010	2-1	-	-	2-1
2011	-	1-1	1-0	2-1
2012	2-1	-	-	2-1
2013	-	1-2	-	1-2

### Series Breakdown

All-Time.....	229-189-2
At OSU.....	131-71
At Washington...83-111-2	
Neutral.....	15-7

### Last 10 Meetings

Year	H	L
2010	H	L, 2-3
2011	N	W, 6-4
2011	R	W, 9-3
2011	R	L, 6-7
2012	H	L, 2-3
2012	H	W, 9-0
2012	H	W, 5-3
2013	R	L, 1-5
2013	R	L, 3-10
2013	R	W, 8-0

### Series Superlatives (All-Time)

Last OSU 3-gm. sweep, at OSU.....	1995
Last OSU 3-gm. sweep, at UW.....	2005
Last UW 3-gm. sweep, at UW.....	1995
Last UW 3-gm. sweep, at OSU.....	1979

Most runs scored vs. UW.....	32, 1954
Most runs allowed vs. UW.....	26, 2004
Largest margin of victory.....	25, 1954 (32-7)
Largest margin of defeat.....	14, 1992 (20-6)
Longest winning streak.....	12 gms, 1967-71
Longest win streak, at OSU.....	17 gms, 1972-77
Longest win streak, at UW.....	5 gms, 2004-05

Longest losing streak....	7 gms, 2x, last: 1978-79
Longest losing streak, at OSU...	6 gms, 1992-94
Longest losing streak, at UW ....	8 gms, 1992-95
Last OSU shutout.....	2013 (8-0)
Last UW shutout.....	1995 (2-0)

## Washington State Cougars

Washington State leads all-time series, 227-196-2 • **2013:** Oregon State won series, 2-1



### Yearly Results (1958-pres.)

Year	H	R	N	O
1958	1-1	0-2	1-0	2-3
1959	1-1	0-2	1-0	2-3
1960	-	0-2	1-0	1-2
1961	2-0	0-2	-	2-2
1962	1-0	1-1	-	2-1
1963	2-0	1-1	-	3-1
1964	2-0	0-2	-	2-2
1965	0-3	1-2	-	1-5
1966	0-3	0-2	-	0-5
1967	2-0	-	0-1	2-1
1968	1-0	1-1	-	2-1
1969	2-0	1-0	-	3-0
1970	-	0-1	1-0	1-1
1971	-	0-2	-	0-2
1972	0-3	0-3	-	0-6
1973	0-3	0-3	-	0-6
1974	0-3	0-3	-	0-6
1975	-	3-4	0-1	3-5

Year	H	R	N	O
1976	2-1	0-3	1-0	3-4
1977	1-2	1-2	-	2-4
1978	1-2	1-2	1-0	3-4
1979	-	0-3	0-1	0-4
1980	1-2	0-3	-	1-5
1981	1-1	2-2	1-1	4-4
1982	2-0	1-1	0-1	2-3
1983	2-0	0-2	0-2	2-4
1984	1-1	1-1	0-3	2-5
1985	1-1	1-1	2-0	4-2
1986	0-1	1-1	1-0	2-2
1987	1-1	0-2	0-1	1-4
1988	-	1-3	0-1	1-4
1989	0-2	2-0	0-1	2-3
1990	1-1	1-1	0-1	2-3
1991	1-1	0-2	-	1-3
1992	1-2	2-1	-	3-3
1993	2-0	1-2	-	2-3
1994	3-0	3-0	-	6-0

Year	H	R	N	O
1995	1-1	1-3	-	2-4
1996	4-0	1-3	-	5-3
1997	3-1	4-0	1-0	8-1
1998	3-2	1-2	-	4-4
1999	3-0	-	0-3	3-3
2000	2-1	1-2	-	3-3
2001	3-0	-	2-1	5-1
2002	3-0	3-0	-	6-0
2003	1-2	-	1-1	2-3
2004	-	1-2	-	1-2
2005	3-0	-	-	3-0
2006	-	3-0	-	3-0
2007	1-2	-	-	1-2
2008	-	1-2	-	1-2
2009	1-2	-	-	1-2
2010	-	1-2	-	1-2
2011	2-1	-	-	2-1
2012	-	2-1	-	2-1
2013	2-1	-	-	2-1

### Series Breakdown

All-Time.....	196-227-2
At OSU.....	106-78
At WSU.....	92-128-2
Neutral.....	18-21

### Last 10 Meetings

Year	H	W
2010	R	W, 3-2
2011	H	W, 4-2
2011	H	W, 7-6
2011	H	L, 0-2
2012	R	W, 10-2
2012	R	L, 5-9
2012	R	W, 7-5
2013	H	L, 9-10
2013	H	W, 4-0
2013	H	W, 7-6

### Series Superlatives (All-Time)

Last OSU 3-gm. sweep, at OSU.....	2005
Last OSU 3-gm. sweep, at WSU.....	2006
Last WSU 3-gm. sweep, at WSU.....	1980
Last WSU 3-gm. sweep, at OSU.....	1974

Most runs scored vs. WSU.....	29, 1955
Most runs allowed vs. WSU.....	26, 1973
Largest margin of victory.....	17, 1955 (29-12)
Largest margin of defeat.....	20, 1973 (26-6)
Longest winning streak.....	9 gms, 2001-02
Longest win streak, at OSU.....	8 gms, 2x, last: 1995-97
Longest win streak, at WSU.....	5 gms, 1996-97

Longest losing streak.....	22 gms, 1971-75
Longest losing streak, at OSU.....	9 gms, 1972-74
Longest losing streak, at WSU.....	13 gms, 1970-75
Last OSU shutout.....	2013 (4-0)
Last WSU shutout.....	2011 (2-0)





Gonzaga

Oregon State leads, 63-33
Home: 26-11
Road: 26-18
Neutral: 11-4

Year Location Result

Table with columns Year, Location, Result. Rows include 1919-1995 with various game outcomes.

Summary table for Gonzaga: Home L 1-7, Home W 6-5, Road W 1-0, Road L 1-2, Road W 8-4.

Year Location Result

Table with columns Year, Location, Result. Rows include 1997-2013 with various game outcomes.

Indiana

Oregon State leads, 2-0
Home: 0-0
Road: 0-0
Neutral: 2-0

Year Location Result

Table with columns Year, Location, Result. Rows include 2011-2013 with various game outcomes.

Michigan State

Tied, 1-1
Home: 0-0
Road: 0-0
Neutral: 1-1

Year Location Result

Table with columns Year, Location, Result. Rows include 1995 with various game outcomes.

Nebraska

Oregon State leads, 1-0
Home: 0-0
Road: 0-0
Neutral: 1-0

Year Location Result

Table with columns Year, Location, Result. Rows include 1999 with various game outcomes.

Northern Illinois

Oregon State leads, 3-0
Home: 0-0
Road: 0-0
Neutral: 3-0

Year Location Result

Table with columns Year, Location, Result. Rows include 2009-2012 with various game outcomes.

Ohio State

Oregon State leads, 3-1
Home: 1-0
Road: 0-0
Neutral: 2-1

Year Location Result

Table with columns Year, Location, Result. Rows include 1990-2005 with various game outcomes.

Pacific

Oregon State leads, 12-7
Home: 3-0
Road: 7-5
Neutral: 2-2

Year Location Result

Table with columns Year, Location, Result. Rows include 1977-2012 with various game outcomes.

Longest Win Streak
6 games (1996-2012)

Portland

Oregon State leads, 158-60
Home: 80-28
Road: 73-26
Neutral: 5-6

Year Location Result

Table with columns Year, Location, Result. Rows include 1909-1949 with various game outcomes.

Summary table for Ohio State: Road W 19-14, Road L 3-16, 1951 Home W 7-5, Road W 16-2, 1952 Home W 5-3, Road W 19-8, 1953 Home W 8-3, 1955 Road W 12-1, 1956 Road L 4-9, Home L 2-12, Road W 4-0, 1957 Road W 10-3, Home W 6-5, Home L 2-6, 1958 Home L 5-10, Home L 1-5, 1959 Road W 13-4, Home W 3-2, Home W 4-2, 1960 Road W 9-4, Home W 8-7, 1961 Road W 8-6, Home W 12-2, 1962 Home W 13-1, Road W 16-0, 1963 Home W 8-3, Road W 12-0, 1964 Home W 10-0, Road W 19-6, 1965 Road W 9-4, Home W 7-3, 1966 Home W 5-4, Road W 7-1, 1967 Home W 11-0, Road W 7-3, 1968 Home W 7-6, 1969 Road W 21-4, Home L 2-3, 1970 Home L 3-7, Road W 3-0, 1971 Home L 0-3, Road W 8-4, 1972 Home W 2-1, Road L 3-4, 1973 Home W 11-4, Road L 4-7, 1974 Home W 3-2, Road W 6-3, 1975 Road W 5-4, 1976 Home W 15-2, Road W 4-3, 1977 Home W 10-3, 1978 Home W 3-2, Road L 5-10, 1980 Road W 10-4, Home L 0-10, 1981 Road W 12-1, 1982 Home W 3-1, Home W 8-1, Road W 3-1, Road L 2-4, 1983 Road W 10-1, Road W 2-1, Home W 5-4, Home W 9-4, 1984 Road W 4-3, Home L 4-12, Road L 4-6, Home W 4-1, 1985 Home W 2-1, Road L 0-4, Home W 9-1, Road L 2-3, 1986 Home W 5-0, Home W 4-1, Road L 7-9, Road L 3-7, Neutral W 6-5, 1987 Home L 6-13, Road W 13-6, Road L 1-4, Road L 5-9, Home W 5-4, Home W 18-0, 1988 Home L 4-5, Road L 2-3, Home W 10-9, Road W 9-1, Neutral W 1-0, 1989 Road L 2-4, Home L 3-10, Home W 4-3, Road L 2-5, Neutral L 1-3, 1990 Road W 9-4, Home W 4-0, Home W 6-1, Road W 11-1, Road W 7-2, 1991 Home L 0-2, Road L 0-13, Road W 9-7, Home W 12-11, Road W 12-8, Neutral L 4-13, Neutral L 5-8, 1992 Road L 7-12, Home L 6-7, Road W 7-3, Road L 3-7, Home W 17-13, Home L 7-14, 1993 Road W 4-1, Home W 8-3, Home W 5-0, Home W 5-0, Road W 16-3, Home W 3-1, 1994 Neutral L 2-5, Neutral W 8-5, Neutral L 0-3, Home L 1-10, Home W 4-0, Road W 12-1, Road W 4-2, Road L 12-13, Home W 4-2, 1995 Neutral W 5-4, Road W 7-4, Road L 7-8, Home L 7-8, Road W 3-2, Home L 4-9, Home W 10-5, 1996 Road W 16-2, Home W 18-5, 1997 Neutral L 6-10, Home W 9-3, Road W 9-3, Home W 33-3, 1998 Home W 7-2, Road W 8-1, Home W 13-9, Road W 4-3, 1999 Home W 8-7, Road W 10-3, Road W 17-8, 2000 Home L 10-13, Road W 13-5, Home W 11-4



2001	Home	W	9-0
	Road	W	10-9
	Home	W	13-6
2002	Road	L	4-5
	Home	W	5-2
	Home	W	11-1
	Road	W	11-4
2003	Road	W	13-6
	Road	W	9-0
	Road	W	18-6
	Home	W	10-1
	Road	W	14-4
	Home	W	4-3
2004	Road	W	25-4
	Road	L	2-6
	Home	L	1-3
	Home	W	16-3
2005	Home	W	6-4
	Road	W	7-5
	Home	W	6-2
2006	Home	W	3-1
	Road	W	14-9
	Home	L	13-20
2007	Home	W	12-4
	Road	W	10-1
2008	Road	W	16-0
	Home	W	5-4
	Neutral	W	4-1
2009	Road	W	5-1
2010	Home	W	6-5
	Home	W	9-2
	Home	W	9-2
2011	Road	W	11-1
	Road	W	6-1
	Home	W	13-3
2012	Home	W	8-2
	Road	W	5-0
	Home	W	12-4
2013	Home	W	7-5
	Road	W	5-1
	Neutral	W	4-3

**Longest Win Streak**  
 21 games (1959-1969)

**Sacramento State**

*Oregon State leads, 23-13*

**Home:** 3-0

**Road:** 17-10

**Neutral:** 3-3

Year	Location	Result
1961	Road	L 7-8
1968	Road	W 5-3
1974	Road	W 9-5
1978	Road	W 19-0
1979	Road	W 9-2
1984	Neutral	W 4-1
	Neutral	W 9-1
1986	Road	L 3-4
	Road	W 1-0
1987	Neutral	L 12-13
	Neutral	L 5-6
1988	Road	L 9-10
1989	Road	L 3-7
	Road	W 5-4
1990	Road	L 2-6
1991	Road	L 6-8
1992	Road	W 14-6
	Road	L 3-4
	Road	L 3-6
1993	Road	W 8-6
	Road	L 9-10
	Neutral	W 7-1
1994	Road	W 5-0
	Road	W 10-3
1997	Road	L 0-2
	Road	W 18-6
	Road	W 8-5
2004	Neutral	L 3-10
	Road	W 7-2
	Road	W 9-1
	Road	W 12-6
2005	Home	W 8-2
	Home	W 7-4
	Home	W 9-3
2006	Road	W 8-3
2007	Road	W 18-5

**Longest Win Streak**  
 8 games (2004-2007)

**Seattle**

*Oregon State leads, 8-4-1*

**Home:** 6-3

**Road:** 1-0

**Neutral:** 1-1-1

Year	Location	Result
1952	Home	L 6-8
1953	Home	L 6-8
1962	Home	W 10-0
	Home	W 14-6
1963	Home	W 7-2
	Home	W 5-3
1971	Neutral	W 4-3
1972	Neutral	L 6-8
1973	Neutral	T 2-2
2010	Home	W 12-2
2011	Home	L 4-5
	Home	W 4-2
2013	Road	W 4-3

**Longest Win Streak**  
 5 games (1962-1971)

**Wright State**

*Oregon State leads, 2-0*

**Home:** 1-0

**Road:** 0-0

**Neutral:** 1-0

Year	Location	Result
1996	Neutral	W 3-2
2006	Home	W 5-3

**Longest Win Streak**  
 2 games (1996-2006)

**OSU Non-Conference Records**

*Season-By-Season Records*

Year	W-L	Year	W-L	Year	W-L
1913	3-6	1962	15-2	2006	34-9
1914	6-2	1963	12-8	2007	39-4
1915	8-7	1964	17-3	2008	17-11
1916	5-6-1	1965	8-8	2009	22-7
1919	5-2	1966	14-4	2010	20-9
1920	1-3	1967	15-7	2011	24-9
1921	6-1	1968	17-1-1	2012	22-8
1922	4-0	1969	8-8-1	2013	28-7
1923	2-0	1970	13-3	<b>Totals</b>	
1924	5-0-1	1971	12-7	<b>1,166-552-12</b>	
1926	4-1	1972	11-9	<b>.677</b>	
1927	8-2	1973	10-7-1		
1928	5-1	1974	10-11		
1929	1-1	1975	15-5-1		
1930	6-0	1976	19-9		
1931	2-1	1977	19-11		
1932	2-1	1978	16-13-2		
1933	6-2	1979	17-14		
1934	5-4	1980	25-7		
1935	3-3	1981	18-7-1		
1936	1-6	1982	13-7		
1937	4-2	1983	10-10		
1938	8-1	1984	11-12		
1939	8-1	1985	22-5		
1940	6-2	1986	21-10		
1941	7-2	1987	16-6		
1942	6-2	1988	16-9		
1943	2-2	1989	12-14		
1946	6-4	1990	15-13		
1947	8-1	1991	16-12		
1948	3-0	1992	13-10		
1949	7-1	1993	11-8		
1950	2-3	1994	14-7		
1951	13-2	1995	11-8-1		
1952	17-6	1996	18-6-1		
1953	6-6	1997	20-6-1		
1954	2-2	1998	20-5-1		
1955	7-6	1999	12-18		
1956	10-5	2000	19-12		
1957	10-6	2001	20-11		
1958	8-7	2002	21-9		
1959	14-2	2003	18-11		
1960	11-0	2004	21-8		
1961	19-8	2005	27-7		

**2014 Series Information**

Team	All-Time Record	At Home	At Opponent	Neutral Site	Last Meeting
Arizona	Arizona, 31-28	OSU, 15-9	UA, 20-13	UA, 2-0	2013: OSU 8, UA 4
Arizona State	Arizona State, 44-27	OSU, 13-11	ASU, 26-10	ASU, 7-4	2013: OSU 4, ASU 3
California	California, 39-34	OSU, 17-13	Cal, 24-15	Tied, 2-2	2013: OSU 6, CAL 4
Indiana	Oregon State, 2-0	None	None	OSU, 2-0	2013: OSU 1, IND 0
Michigan State	Tied, 1-1	None	None	Tied, 1-1	1995: OSU 11, MSU 10
Nebraska	Oregon State, 1-0	None	None	OSU, 1-0	1999: OSU 4, NU 3
Northern Illinois	Oregon State, 3-0	None	None	OSU, 3-0	2012: OSU 11, NIU 3
Ohio State	Oregon State, 3-1	OSU, 1-0	None	OSU, 2-1	2005: OSU 4, OHST 3
Oregon	Oregon State, 166-155	OSU, 88-76	UO, 81-75	OSU, 3-1	2013: OSU 12, UO 2
Pacific	Oregon State, 12-7	OSU, 3-0	OSU, 7-5	Tied, 2-2	2012: OSU 10, UOP 7
Portland	Oregon State, 158-60	OSU, 80-28	OSU, 73-26	UP, 6-5	2013: OSU 4, UP 3
Sacramento State	Oregon State, 23-13	OSU, 3-0	OSU, 17-10	Tied, 3-3	2007: OSU 18, SST 5
Seattle	Oregon State, 8-4-1	OSU, 6-3	OSU, 1-0	Tied, 1-1-1	2013: OSU 4, SU 3
Stanford	Stanford, 43-33	OSU, 16-12	STAN, 23-17	STAN, 6-0	2013: OSU 5, STAN 4
UCLA	UCLA, 34-27	UCLA, 17-13	UCLA, 16-13	Tied, 1-1	2013: OSU 5, UCLA 2
USC	USC, 48-25	USC, 21-16	USC, 25-9	USC, 2-0	2013: OSU 6, USC 1
Utah	Oregon State, 11-2	OSU, 4-0	OSU, 2-1	OSU, 6-1	2013: OSU 4, UTAH 1
Washington	Oregon State, 229-189-2	OSU, 131-71	UW, 111-83-2	OSU, 15-7	2013: OSU 8, UW 0
Washington State	Washington State, 227-196-2	OSU, 106-78	WSU, 128-92-2	WSU, 21-18	2013: OSU 7, WSU 6
Wright State	Oregon State, 2-0	OSU, 1-0	None	OSU, 1-0	2006: OSU 5, WST 3

**2006 & 2007 NATIONAL CHAMPIONS**

**5 College World Series Appearances:** 1952, 2005, 2006, 2007, 2013 | **5 NCAA Super Regional Appearances:** 2005, 2006, 2007, 2011, 2013

**14 NCAA Regional Appearances:** 1952, 1962, 1963, 1983, 1985, 1986, 2005, 2006, 2007, 2009, 2010, 2011, 2012, 2013



**How They Finished**

Oregon State finished the season with a 52-13 record, setting the school record for most wins and best winning percentage (.800). The Beavers finished the postseason 7-3, advancing to the program's fifth ever College World Series. Oregon State went 2-2 in Omaha, ending the season as one of the last four teams in the nation still alive.

**Pac-12 Title**

The Beavers won their third league championship under head coach Pat Casey (the first two coming in 2005 and 2006) and the 24th pennant in the program's history. Oregon State went 24-6 during Pac-12 play, winning it by two games. The team's 24 wins marks the most by any league team since USC won 24 in 1996 and the .800 winning percentage is the best by a conference team since the then-Pac-10 unified in 1999.

**Started Strong. Finished Strong**

Oregon State started the year very strong, winning its first 15 games before seeing the streak end in a non-conference game to San Francisco. The Beavers ended the regular season on a hot streak, winning 16 of 18 games leading up to the Corvallis Regional. Since the team's only losing streak of the season - a doubleheader sweep at the hands of Washington on April 20 - the Beavers went 23-7 (.767) over the last 30 games, including the postseason. Prior to that, the Beavers had been 29-6 (.829).

**Draft Comes Again**

Oregon State had seven players drafted by MLB clubs in early June, with all seven coming in the first 19 rounds of the draft. Three seniors were taken - Matt Boyd, Tyler Smith and Danny Hayes. The Beavers have now had at least three players taken every year since 2001 and at least one every season since 1993.

**Some Records**

Freshman Andrew Moore tied Scott Christman (1993) for the most wins in a single-season

with 14. Moore went 14-2 and posted a 1.79 earned run average, which is the 10th-best mark ever by an Oregon State pitcher. Dylan Davis posted 86 hits, tied for third-best, while finishing with 61 runs batted in, tied for fifth. His 22 doubles also rank him in a tie for fifth. Matt Boyd, meanwhile, finished the season with 122 strikeouts, good for third, and ended his career with 216, tying Sam Gaviglio (2011) for 10th-most.

**Individual Leaders**


Dylan Davis led the Pac-12 Conference with 86 hits, 61 RBI and 22 doubles, while Michael Conforto paced the league with 41 walks and tied for first with 11 home runs. He's the first OSU player to lead the league in home runs in consecutive seasons after tying for first with 13 in 2012. Andrew Moore, meanwhile, tied for the Pac-12 lead with 14 wins, the first Beaver to lead the league in that category since both Dallas Buck and Jonah Nickerson had a Pac-10 leading 13 victories in 2006. Matt Boyd paced the Pac-12 with a .197 batting average against and he also threw the most innings at 132 2/3.

**At Home**

Oregon State posted its ninth consecutive winning record at Goss Stadium, going 27-5, which ties the 2006 Beavers for the most wins at home in a single season. Oregon State improved to 1,110-468-1 (.703) in home games all-time.

**There's A Reason For That**

Oregon State fans played a large role in the team's success at home as the program set a single-season attendance average with 2,676 fans per home date. That's almost 400 better than the previous record of 2,285 in 2011. The team saw 82,985 through the games at Goss Stadium, and totaled 12 games of 3,000 or more compared to just six of less than 2,000. Overall, in 2013, the Beavers played in front of an average of 3,543 fans per game regardless of location. Oregon State's last 10 games averaged 10, 922 fans, including a season-best



Matt Boyd

26,035 against Indiana in the College World Series.

**End Ranking**

Oregon State, on the strength of advancing to the NCAA's College World Series, finished the season ranked fourth nationally by every major poll. The Beavers trailed only national champion UCLA, No. 2 Mississippi State and No. 3 North Carolina.

**Casey Moves Up The Ladder**

Head coach Pat Casey finished the year in impressive fashion, being named the Pac-12 Conference's Head Coach of the Year. The team's 52 victories pushed him to 670 in his 19 seasons at Oregon State. That averages out to more than 35 wins a season. The Beavers have averaged 42 wins a season since 2005, the second-most in the Pac-12.

**Some Nice Win Streaks**

Oregon State opened the year with 15 consecutive victories and also managed to win 12 straight later in the year. It is the first time since the 2007 the Beavers had multiple win streaks of 10 or more games.

**Continue The Trend**

Buoyed by catcher Jake Rodriguez's outstanding season, the Beavers limited opponents to 23 stolen bases in just 55 attempts, which is a successful percentage of 41.8. In conference play, that number actually dipped to 34.4 percent as opponents were just 10-for-29 against Oregon State's backstops. And that continues the team's historical trend as OSU has thrown out better than 54 percent of attempted basestealers dating back to the 2011 season. No other Pac-12 team is at better than 50.



2013 Oregon State Baseball Team





**Where Did OSU Rank Well?**

When you win the Pac-12, it's obvious that you'll rank highly when compared to conference foes. That was certainly the case for OSU in 2013, which ranked in the top five in basically every category but sac bunts, hit by pitches and triples. Where did Oregon State rank first at? How about hits (632), sac flies (32), earned run average (2.28), hits allowed per nine innings (7.01), double plays (70) and winning percentage (.800).

**Quality Starts Were Key**

The Beavers' pitching staff was so solid in 2013 that the team's starters finished with a quality start in 40 of 65 games, a percentage of 61.5. How important were these games? Oregon State was 34-6 when a starter posted one, and 6-5 when an opponent's starter qualified. Having a 14-3 record in one-run games and being 45-2 when leading into the ninth inning can certainly make that record solid.

**Big Days**

Oregon State finished with a big offensive day many times, going 9-0 when scoring 10 or more runs and 28-1 when scoring six or more. Conversely, OSU allowed just 10 or more runs three times, going 0-3, and six or more just seven times, going 1-6.

**And Limiting Runs?**

The Beavers held opponents to two runs or less an amazing 28 times. OSU's record when that happened? Yes, an impressive 28-0. Oregon State was 39-6 when scoring first in 2013, so that will go well toward winning some low-scoring affairs.

**All-Americans**

Oregon State finished with three All-Americans in 2013, with Matt Boyd, Michael Conforto and Andrew Moore all picking up recognition. It was the first time since 2006 that OSU had more than one All-American in the season. Additionally, Moore was the first Oregon State player to be named a First-Team All-American as a true freshman.

**Davis Makes It A Small Streak**

Michael Conforto led the Pac-12 Conference with 76 runs batted in during the 2012 season. His teammate, Dylan Davis, who was also a teammate of Conforto's in high school, led the league with 61 RBI last season. It's the first time in more than 30 years that OSU players have led the league in RBI in back-to-back seasons.

**Wetzler's Big Year**

Ben Wetzler made 16 starts for the Beavers in 2013, and Oregon State finished the season 15-1 when he



Tyler Smith

started. Wetzler himself was 10-1, winning his last 10 starts. Returning as a senior, he comes back with 24 career victories, seven shy of setting a new program record.

**Just One Losing Streak**

OSU was 11-1 following losses in 2013. The team's lone two-game losing streak came at Washington during a doubleheader necessitated by rain.

**Oregon State In 2013 Pac-12, National Rankings**

**Offense**

Category	Stat	Pac-12	National
Batting average	.288	3	65
Scoring - Average	5.7	3	81
Runs	372	2	44
Hits	632	1	23
Doubles	108	2	52
Triples	11	T8	160
Home runs	30	T3	74
Slugging pct.	.388	5	84
Stolen bases	54	5	159
Bases on balls	266	2	26
Sacrifice bunts	61	7	38
Hit by pitch	62	9	116
Sacrifice flies	32	1	32

**Pitching/Defense**

Category	Stat	Pac-12	National
Earned run average	2.28	1	2
Strikeouts/9 inn.	6.9	3	109
Hits/9 inn.	7.01	1	3
Walks/9 inn.	2.67	2	19
Fielding pct.	.973	6	44
Double plays	65	1	9
Win pct.	.800	1	7

**At A Glance**

Category	Home	Road	Neutral	Overall
Record	27-5	18-6	7-2	52-13
Pac-12 record	13-2	11-4	0-0	24-6
Non-Conf. record	14-3	7-2	7-2	28-7
Versus Top 25	5-3	10-2	2-2	17-7
Versus Top 10	0-0	4-2	1-0	5-2

February	0-0	4-0	4-0	8-0
March	10-2	4-2	0-0	14-4
April	7-1	5-3	0-0	12-4
May	6-1	5-1	1-0	12-2
June	4-1	0-0	2-2	6-3

Sunday	9-0	6-0	1-0	16-0
Monday	1-0	1-0	2-0	4-0
Tuesday	1-2	1-0	0-0	2-2
Wednesday	1-0	0-0	2-0	3-0
Thursday	0-0	1-1	0-0	1-1
Friday	7-1	4-2	1-1	12-4
Saturday	8-2	5-3	1-1	14-6

Black uniforms	10-2	11-1	4-0	25-3
Creme uniforms	6-0	0-0	0-0	6-0
Gray uniforms	1-0	7-5	0-1	8-6
White uniforms	10-3	0-0	3-1	13-4

Day	15-4	12-3	5-2	32-9
Night	12-1	6-3	2-0	20-4

vs. Left	7-4	5-2	2-0	14-6
vs. Right	20-1	13-4	5-2	38-7

Scoring first	19-3	17-2	3-1	39-6
0-2 runs	2-3	1-3	1-1	4-7
3-5 runs	10-1	7-3	3-1	20-5
6-9 runs	11-1	7-0	1-0	19-1
10+ runs	4-0	3-0	2-0	9-0
Opponent scores first	8-2	1-4	4-1	13-7
0-2 runs	14-0	11-0	3-0	28-0
3-5 runs	12-2	7-3	4-2	23-7
6-9 runs	1-2	0-1	0-0	1-3
10+ runs	0-1	0-2	0-0	0-3

1-run games	8-1	3-1	3-1	14-3
2-run games	4-0	1-0	0-0	5-0
5+ runs	11-0	8-2	3-0	22-2

Leading after 6	23-2	16-1	7-1	45-4
Leading after 7	23-2	16-1	6-1	44-4
Leading after 8	23-2	17-0	6-0	45-2
Trailing after 6	2-2	0-5	0-1	2-8
Trailing after 7	1-2	0-5	0-1	1-8
Trailing after 8	1-2	0-6	0-2	1-10
Extra-inning games	1-2	1-0	1-0	3-2
Shutouts	6-1	5-1	1-0	12-2
Following a win	21-4	14-5	5-2	40-11
Following a loss	6-0	4-1	1-0	11-1

Out-hit opponent	19-2	16-2	6-1	41-5
Opponent out-hit	6-3	2-4	1-1	9-8
Hits are equal	2-0	0-0	0-0	2-0

OSU Quality Start	19-2	12-4	2-0	34-6
Opp. Quality Start	3-1	2-4	1-0	6-5

Make 0 errors	11-3	6-1	2-0	19-4
Make 1 error	9-0	6-0	3-2	18-2
Make 2+ errors	7-2	6-5	2-0	15-7
Opp. makes 0 errors	8-1	6-2	4-1	18-4
Opp. makes 1 error	12-2	4-4	2-0	18-6
Opp. makes 2+ errors	6-2	8-0	2-1	15-3



## 2013 Honors

### Ryan Barnes

- Pac-12 All-Academic Honorable Mention
- Corvallis Regional All-Tournament Team

### Matt Boyd

- Baseball America All-America Third Team
- Perfect Game USA All-America Third Team
- Louisville Slugger All-America Third Team
- All-Pac-12 First Team
- College Baseball Hall of Fame Pitcher of the Year Watch List
- Golden Spikes Midseason Award Watch List
- Pac-12 Pitcher of the Week (March 19)
- Pac-12 Pitcher of the Week (Feb. 25)

### Cole Brocker

- Pac-12 All-Academic Honorable Mention

### Pat Casey

- Pac-12 Coach of the Year

### Dan Child

- Pac-12 All-Academic Honorable Mention

### Michael Conforto

- Perfect Game USA All-America First Team
- American Baseball Coaches Association First-Team All-America
- American Baseball Coaches Association First-Team All-Region
- Pac-12 Player of the Year
- All-Pac-12 First Team
- College World Series All-Tournament Team
- Pac-12 Player of the Week (March 19)
- Pac-12 Player of the Week (March 5)
- Pac-12 All-Academic Honorable Mention
- Louisville Slugger National Player of the Week list (March 4)
- Golden Spikes Midseason Award Watch List
- Louisville Slugger Preseason All-America First Team
- NCBWA Preseason All-America First Team
- Perfect Game Preseason All-America First Team
- Baseball America Preseason All-America Second Team

### Dylan Davis

- All-Pac-12 First Team
- Corvallis Regional All-Tournament Team
- Corvallis Regional Most Outstanding Player

### Andrew Moore

- Baseball America All-America First Team
- Louisville Slugger All-America Second Team
- American Baseball Coaches Association First-Team All-America
- American Baseball Coaches Association First-Team All-Region
- NCBWA Freshman All-America First Team
- Louisville Slugger Freshman All-America First Team
- Pac-12 Freshman of the Year
- All-Pac-12 First Team
- Corvallis Regional All-Tournament Team
- College Baseball Hall of Fame Pitcher of the Year Watch List
- NCBWA Co-National Pitcher of the Week (May 21)
- Pac-12 Pitcher of the Week (May 20)

### Andy Peterson

- All-Pac-12 Honorable Mention
- Corvallis Regional All-Tournament Team

### Jake Rodriguez

- All-Pac-12 First Team
- Corvallis Regional All-Tournament Team
- Pac-12 All-Academic Honorable Mention
- Johnny Bench Award Watch List

### Scott Schultz

- All-Pac-12 Honorable Mention
- NCBWA Stopper of the Year Watch List

### Tyler Smith

- All-Pac-12 First Team
- Pac-12 Player of the Week (March 12)
- Brooks Wallace Award Watch List

### Ben Wetzler

- All-Pac-12 First Team
- Corvallis Regional All-Tournament Team
- Pac-12 All-Academic Honorable Mention
- Golden Spikes Preseason Award Watch List
- NCBWA Preseason All-America Third Team

## Oregon State In The 2013 MLB Draft



### **Ben Wetzler**

Philadelphia Phillies  
 5th Round  
 151st overall  
**DID NOT SIGN**



### **Matt Boyd**

Toronto Blue Jays  
 6th Round  
 175th overall



### **Tyler Smith**

Seattle Mariners  
 8th Round  
 237th overall



### **Danny Hayes**

Chicago White Sox  
 13th Round  
 393rd overall



### **Scott Schultz**

Miami Marlins  
 17th Round  
 502nd overall  
**DID NOT SIGN**



### **Dan Child**

Philadelphia Phillies  
 18th Round  
 541st overall



### **Jake Rodriguez**

Houston Astros  
 19th Round  
 557th overall



Date	Opponent	Score/Time	OSU R-H-E	OPP R-H-E	Win/Loss/Save	Rec.	Pac-12	Pos.	GB	Time	Att.
2/15	vs. Utah Valley	W, 5-2	5-9-1	2-8-3	Child (1-0)/Gunn (0-1)/Engelbrekt (1)	1-0				3:20	1,522
2/16	vs. Gonzaga	W, 9-2	9-12-2	2-6-0	Boyd (1-0)/Gonzales (0-1)	2-0				2:27	1,746
2/17	vs. UC Riverside	W, 14-3 (7)	14-12-1	3-4-1	Moore (1-0)/Doucette (0-1)	3-0				2:49	1,849
2/18	vs. UC Riverside	W, 5-4 (11)	5-7-2	4-6-1	Engelbrekt (1-0)/Gonzales (0-1)	4-0				3:44	622
2/21	at San Diego State	W, 8-1	8-9-1	1-7-2	Child (2-0)/Cederroth (1-1)	5-0				3:12	697
2/22	at San Diego State	W, 2-0	2-6-1	0-5-2	Boyd (2-0)/Walby (0-1)/Schultz (1)	6-0				2:49	744
2/23	at San Diego State	W, 5-0	5-10-1	0-2-1	Moore (2-0)/Doran (1-1)	7-0				2:36	756
2/24	at San Diego State	W, 7-1	7-14-1	1-7-0	Jackson (1-0)/Thompson (0-1)/Schultz (2)	8-0				3:04	710
3/1	Bryant	W, 2-1 (10)	2-8-0	1-10-1	Engelbrekt (2-0)/Lisanti (0-1)	9-0				3:17	2,776
3/2	Bryant (1)	W, 7-2	7-10-2	2-4-2	Child (3-0)/Schlitter (0-2)	10-0				2:41	
3/2	Bryant (2)	W, 3-1	3-5-1	1-5-0	Moore (3-0)/McAvoy (0-1)/Engelbrekt (2)	11-0				2:13	2,025
3/3	Bryant	W, 14-0	14-13-0	0-3-1	Jackson (2-0)/Michaud (0-1)	12-0				3:00	1,932
3/5	at Portland	PPD, Rain									
3/8	Texas State	W, 16-4	16-16-2	4-8-3	Boyd (3-0)/Finnegan (1-1)	13-0				3:12	2,466
3/9	Texas State	W, 6-3	6-10-0	3-6-2	Moore (4-0)/Black (1-2)/Jackson (1)	14-0				2:37	2,927
3/10	Texas State	W, 6-4	6-10-1	4-7-1	Schultz (1-0)/Grist (0-1)/Engelbrekt (3)	15-0				2:39	2,038
3/12	San Francisco	L, 1-5	1-4-0	5-10-3	Hinkle (4-0)/Child (3-1)/Cimber (3)	15-1				3:09	1,759
3/13	San Francisco	W, 6-5	6-8-2	5-10-0	Jackson (3-0)/Lee (0-2)/Engelbrekt (4)	16-1				2:52	1,771
3/15	at #20 Arizona *	W, 6-2	6-14-1	2-4-2	Boyd (4-0)/Wade (2-1)	17-1	1-0	T1	+1.0	3:03	2,758
3/16	at #20 Arizona *	W, 4-3	4-7-2	3-10-0	Moore (5-0)/Farris (3-2)/Schultz (3)	18-1	2-0	T1	+1.0	3:34	3,503
3/17	at #20 Arizona *	W, 8-4	8-10-0	4-9-1	Jackson (4-0)/Moffett (2-1)/Schultz (4)	19-1	3-0	T1	+1.0	3:26	2,901
3/22	#20 Arizona State *	W, 5-0	5-9-0	0-1-1	Boyd (5-0)/Williams (3-2)	20-1	4-0	T1	+1.0	2:31	1,831
3/23	#20 Arizona State *	L, 0-4	0-0-0	4-10-2	Kellogg (5-0)/Moore (5-1)	20-2	4-1	T1	+1.0	2:39	2,515
3/24	#20 Ariz. St. * (P12)	W, 4-3	4-4-2	3-8-1	Engelbrekt (3-0)/McCreery (1-3)/Schultz (5)	21-2	5-1	T1	+1.0	3:15	2,547
3/28	at San Diego	L, 4-7	4-9-5	7-7-1	MacNabb (2-2)/Starr (0-1)/Homick (3)	21-3				3:35	1,017
3/29	at San Diego	W, 14-5	14-18-2	5-8-6	Boyd (6-0)/Covey (1-3)/Moore (1)	22-3				3:16	1,155
3/30	at San Diego	L, 3-13	3-13-4	13-9-0	MacNabb (3-2)/Wetzler (0-1)	22-4				2:41	1,003
4/2	Portland	W, 7-5	7-11-1	5-8-0	Brockner (1-0)/Feldtman (2-1)/Schultz (6)	23-4				2:56	1,918
4/5	at #10 UCLA *	L, 2-3	2-4-1	3-6-1	Plutko (3-2)/Boyd (6-1)/Berg (6)	23-5	5-2	3	-1.5	3:15	847
4/6	at #10 UCLA *	W, 5-0	5-10-0	0-6-0	Moore (6-1)/Vander Tuig (4-3)	24-5	6-2	2	-0.5	3:17	1,001
4/7	at #10 UCLA *	W, 5-2	5-11-2	2-6-1	Wetzler (1-1)/Watson (5-1)/Schultz (7)	25-5	7-2	2	-0.5	3:25	1,057
4/9	#16 Oregon (P12)	L, 3-6	3-8-0	6-7-1	Cleavinger (1-0)/Jackson (4-1)/Sherfy (9)	25-6				3:16	2,722
4/12	Utah *	W, 1-0	1-4-0	0-2-0	Boyd (7-1)/Watrous (2-2)	26-6	8-2	2	-0.5	2:08	2,021
4/13	Utah *	W, 8-3	8-13-1	3-7-1	Moore (7-1)/Carroll (3-3)	27-6	9-2	2	-0.5	2:34	2,164
4/14	Utah *	W, 4-1	4-10-0	1-3-1	Wetzler (2-1)/Banks (1-4)/Schultz (8)	28-6	10-2	2	-0.5	2:48	1,865
4/17	at Portland	W, 4-1	4-9-1	1-5-1	Child (4-1)/Torson (0-5)	29-6				2:14	1,007
4/20	at Washington * (1)	L, 1-5	1-8-2	5-11-1	Fisher (1-2)/Boyd (7-2)	29-7	10-3	2	-0.5	2:28	
4/20	at Washington * (2)	L, 3-10	3-9-2	10-15-1	Kane (1-2)/Schultz (1-1)	29-8	10-4	2	-0.5	3:32	995
4/21	at Washington *	W, 8-0	8-11-0	0-4-0	Wetzler (3-1)/Davis (1-6)	30-8	11-4	2	-0.5	2:30	820
4/22	at Seattle	W, 4-3 (14)	4-11-2	3-10-0	Schultz (2-1)/Stidham (0-1)	31-8				4:25	263
4/26	USC *	W, 10-4	10-20-2	4-6-0	Boyd (8-2)/Wheatley (3-3)	32-8	12-4	2	-0.5	2:54	2,934
4/27	USC *	W, 3-0	3-5-2	0-5-0	Moore (8-1)/Strahan (2-3)/Bryant (1)	33-8	13-4	2	-0.5	2:13	3,103
4/28	USC *	W, 6-1	6-9-0	1-6-0	Wetzler (4-1)/Twomey (2-5)	34-8	14-4	2	-0.5	2:32	2,547
5/3	California *	W, 6-1	6-9-0	1-3-1	Boyd (9-2)/Mason (5-3)	35-8	15-4	2	-0.5	2:33	3,180
5/4	California * (P12)	W, 5-0	5-10-1	0-2-0	Moore (9-1)/Hildenberger (5-3)	36-8	16-4	2	-0.5	2:03	3,053
5/5	California *	W, 6-4	6-7-1	4-13-1	Wetzler (5-1)/Nelson (1-5)	37-8	17-4	2	-0.5	2:52	3,121
5/8	vs. Portland	W, 4-3	4-10-0	3-6-0	Bryant (1-0)/Burrigh (2-4)/Schultz (9)	38-8				3:13	3,294
5/10	at #25 Stanford *	W, 7-3	7-11-0	3-9-2	Boyd (10-2)/Appel (8-4)	39-8	18-4	T1	+0.0	3:07	3,576
5/11	at #25 Stanford *	W, 10-4	10-14-0	4-8-2	Moore (10-1)/Hochstatter (3-3)	40-8	19-4	1	+0.5	2:59	1,991
5/12	at #25 Stanford *	W, 5-4	5-3-2	4-6-0	Wetzler (6-1)/Lindquist (2-2)/Schultz (10)	41-8	20-4	1	+1.0	2:56	2,025
5/17	at #10 Oregon *	L, 0-3	0-2-0	3-7-0	Thorpe (6-4)/Boyd (10-3)/Sherfy (20)	41-9	20-5	T1	+0.0	2:32	3,820
5/18	at #10 Oregon * (P12)	W, 9-0	9-12-0	0-2-0	Moore (11-1)/Irvin (10-3)	42-9	21-5	1	+1.0	2:32	3,892
5/19	at #10 Oregon * (P12)	W, 12-2	12-17-3	2-6-2	Wetzler (7-1)/Reed (6-4)	43-9	22-5	1	+2.0	3:05	3,762
5/21	#11 Oregon	CCLD, Rain									
5/24	Wash. St. * (P12)	L, 9-10 (11)	9-14-4	10-13-0	Leckenby (2-3)/Engelbrekt (3-1)	43-10	22-6	1	+1.0	4:14	2,506
5/25	Wash. St. * (P12)	W, 4-0	4-10-1	0-6-1	Moore (12-1)/Pistorese (5-5)	44-10	23-6	1	+1.0	2:15	3,417
5/26	Wash. St. * (P12)	W, 7-6	7-12-1	6-12-0	Engelbrekt (4-1)/Leckenby (2-4)	45-10	24-6	1	+2.0	3:08	2,988
5/31	UTSA (R)	W, 5-4	5-9-2	4-6-1	Engelbrekt (5-1)/Sims (6-3)	46-10				3:37	3,222
6/1	UC Santa Barbara (R)	W, 3-2	3-10-0	2-5-2	Moore (13-1)/Mahle (7-5)/Engelbrekt (5)	47-10				3:23	3,535
6/2	UCSB/TAMU (R)	W, 6-1	6-14-0	1-4-2	Wetzler (8-1)/Jester (3-4)	48-10				3:02	3,362
6/8	#13 Kansas State (SR)	L, 2-6	2-7-2	6-13-1	Matthys (1-0)/Fry (0-1)	48-11				3:48	3,574
6/9	#13 Kansas State (SR)	W, 12-4	12-21-1	4-6-1	Moore (14-1)/McFadden (6-3)	49-11				3:28	3,602
6/10	#13 Kansas State (SR)	W, 4-3	4-6-0	3-11-2	Wetzler (9-1)/Matthys (9-2)/Boyd (1)	50-11				3:25	3,564
6/15	vs. #14 Miss. St. (CWS)	L, 4-5	4-10-1	5-8-2	Mitchell (13-0)/Boyd (10-4)/Holder (19)	50-12				3:10	24,473
6/17	vs. #15 Louisville (CWS)	W, 11-4	11-11-1	4-12-4	Wetzler (10-1)/Thompson (11-2)	51-12				3:30	18,980
6/19	vs. #8 Indiana (CWS)	W, 1-0	1-7-0	0-4-0	Boyd (11-4)/Slegers (9-2)	52-12				2:45	26,035
6/21	vs. #14 Miss. St. (CWS)	L, 1-4	1-8-1	4-11-0	Graveman (8-5)/Moore (14-2)/Holder (21)	52-13				2:32	18,868

(P12) Pac-12 Networks game  
 (R) NCAA Regional game  
 (SR) NCAA Super Regional game  
 (CWS) College World Series game

2006 & 2007 NATIONAL CHAMPIONS

5 College World Series Appearances: 1952, 2005, 2006, 2007, 2013 | 5 NCAA Super Regional Appearances: 2005, 2006, 2007, 2011, 2013

14 NCAA Regional Appearances: 1952, 1962, 1963, 1983, 1985, 1986, 2005, 2006, 2007, 2009, 2010, 2011, 2012, 2013





### 2013 Overall Statistics

Overall: 52-13 • Home: 27-5 • Road: 18-6 • Neutral: 7-2 • Pac-12: 24-6

#### Offense

Player	AVG	GP	GS	AB	R	H	2B	3B	HR	RBI	TB	SLG%	BB	HBP	SO	GDP	OB%	SF	SH	SB	ATT	PO	A	E	FLD%
10 Davis, Dylan	.335	63	62	257	45	86	22	3	5	61	129	.502	19	2	35	2	.379	4	1	9	12	113	4	3	.975
14 Peterson, Andy	.333	65	65	246	49	82	5	0	0	28	87	.354	16	6	38	5	.384	3	21	14	19	135	191	12	.964
8 Conforto, Michael	.328	65	65	247	48	81	14	1	11	47	130	.526	41	14	47	5	.447	2	0	6	11	112	9	4	.968
3 Keyes, Kavin	.316	64	57	212	35	67	12	2	2	34	89	.420	18	7	35	5	.380	5	5	3	3	56	109	17	.907
50 Day, Beau	.313	21	6	32	3	10	1	1	0	5	13	.406	6	0	9	1	.421	0	0	0	0	0	1	0	1.000
1 Smith, Tyler	.308	56	53	224	48	69	10	2	2	28	89	.397	24	6	35	5	.390	0	6	9	11	87	165	12	.955
33 Barnes, Ryan	.286	53	49	189	27	54	9	1	2	24	71	.376	18	2	18	3	.349	3	10	2	5	63	4	0	1.000
17 Jansen, Joey	.279	31	13	43	3	12	2	0	0	6	14	.326	6	1	11	0	.380	0	2	1	3	31	0	0	1.000
9 Hayes, Danny	.269	63	58	216	38	58	14	0	6	41	90	.417	37	3	30	4	.377	4	1	2	2	484	38	3	.994
13 Rodriguez, Jake	.266	61	59	192	24	51	11	0	2	36	68	.354	36	5	38	8	.379	10	4	2	4	362	74	2	.995
40 Hendrix, Jeff	.259	32	4	27	4	7	0	0	0	3	7	.259	1	1	10	0	.310	0	0	4	4	20	0	0	1.000
4 Gordon, Max	.236	50	41	123	22	29	1	0	0	7	30	.244	19	9	18	1	.377	0	10	3	4	85	0	1	.988
35 Matthews, Joey	.194	22	9	36	6	7	3	0	0	6	10	.278	1	2	7	5	.256	0	1	0	1	24	0	0	1.000
15 Casper, Jerad	.167	29	20	66	9	11	4	0	0	11	15	.227	11	0	18	0	.282	1	0	0	0	65	25	7	.928
30 Howell, Ryan	.167	5	0	6	0	1	0	0	0	1	1	.167	1	0	3	0	.286	0	0	0	0	0	0	0	.000
16 Clark, Gabe	.161	15	7	31	3	5	1	1	0	4	8	.258	4	1	11	0	.278	0	0	0	0	2	0	0	1.000
6 Esposito, Nate	.135	20	13	37	4	5	0	0	0	3	5	.135	5	3	5	0	.289	0	0	0	0	78	10	1	.989
20 Yanzick, Zane	.000	9	0	5	2	0	0	0	0	0	0	.000	2	0	2	0	.286	0	0	0	0	1	0	0	1.000
12 Rulli, Nick	.000	11	0	4	2	0	0	0	0	0	0	.000	0	0	2	0	.000	0	0	1	2	1	0	0	1.000
7 Martinez, Paul	.000	3	0	1	0	0	0	0	0	0	0	.000	1	0	0	0	.500	0	0	0	0	0	2	0	1.000
28 Wetzler, Ben	.000	2	2	0	0	0	0	0	0	0	0	.000	0	0	0	0	.000	0	0	0	0	5	12	3	.850
24 Schultz, Scott	.000	1	0	0	0	0	0	0	0	0	0	.000	0	0	0	0	.000	0	0	0	0	2	2	2	.667
11 Fry, Jace	.000	1	1	0	0	0	0	0	0	0	0	.000	0	0	0	0	.000	0	0	0	0	1	0	1	.500
31 Boyd, Matt	.000	1	1	0	0	0	0	0	0	0	0	.000	0	0	0	0	.000	0	0	0	0	7	23	0	1.000
<b>Totals</b>	<b>.289</b>	<b>65</b>	<b>65</b>	<b>2194</b>	<b>372</b>	<b>635</b>	<b>109</b>	<b>11</b>	<b>30</b>	<b>345</b>	<b>856</b>	<b>.390</b>	<b>266</b>	<b>62</b>	<b>372</b>	<b>44</b>	<b>.377</b>	<b>32</b>	<b>61</b>	<b>56</b>	<b>81</b>	<b>1761</b>	<b>725</b>	<b>71</b>	<b>.972</b>
<b>Opponents</b>	<b>.217</b>	<b>65</b>	<b>65</b>	<b>2092</b>	<b>196</b>	<b>454</b>	<b>76</b>	<b>9</b>	<b>17</b>	<b>173</b>	<b>599</b>	<b>.286</b>	<b>172</b>	<b>55</b>	<b>447</b>	<b>50</b>	<b>.292</b>	<b>14</b>	<b>55</b>	<b>23</b>	<b>55</b>	<b>1703</b>	<b>691</b>	<b>68</b>	<b>.972</b>

LOB - Team (540), Opp (431). DPs turned - Team (64), Opp (51). TPs turned - Team (0), Opp (1). IBB - Team (17), Conforto, M. 6, Davis, D. 4, Rodriguez, J 2, Barnes, R. 1, Hayes, D. 1, Day, B. 1, Casper, J. 1, Smith, T. 1, Opp (10). Picked off - Conforto, M. 1, Smith, T. 1, Hayes, D. 1, Rodriguez, J. 1.

#### Pitching

Player	ERA	W	L	APP	GS	CG	SHO	CBO	SV	IP	H	R	ER	BB	SO	2B	3B	HR	AB	B/Avg	WP	HBP	BK	SFA	SHA
19 Engelbrekt, Max	1.30	5	1	22	0	0	0	1	5	27.2	21	5	4	10	20	5	1	0	99	.212	1	1	0	0	3
36 Bryant, Tony	1.76	1	0	21	0	0	0	2	1	30.2	15	9	6	14	28	1	0	0	103	.146	2	3	0	1	3
23 Moore, Andrew	1.79	14	2	19	18	3	3	3	1	131.0	93	33	26	28	72	17	1	4	450	.207	6	11	0	5	14
31 Boyd, Matt	2.04	11	4	20	18	4	3	1	1	132.2	92	33	30	33	122	17	0	5	467	.197	2	9	0	0	15
24 Schultz, Scott	2.08	2	1	27	0	0	0	2	10	43.1	31	18	10	8	34	5	0	1	162	.191	2	4	0	0	4
28 Wetzler, Ben	2.25	10	1	16	16	2	1	1	0	96.0	83	34	24	32	83	15	2	3	347	.239	3	6	0	2	7
25 Painton, Tyler	2.40	0	0	11	0	0	0	1	0	15.0	7	5	4	6	10	2	0	0	49	.143	1	4	0	0	0
18 Jackson, B.	2.48	4	1	19	0	0	0	1	1	29.0	27	11	8	9	21	4	0	3	106	.255	3	3	0	0	2
41 Child, Dan	3.29	4	1	12	9	0	0	0	0	38.1	36	20	14	16	28	4	2	1	145	.248	4	7	0	0	3
22 Broucker, Cole	3.86	1	0	14	0	0	0	0	0	11.2	15	6	5	1	11	2	1	0	47	.319	4	1	0	3	1
26 Starr, Taylor	3.94	0	1	10	2	0	0	0	0	16.0	19	11	7	5	10	0	1	0	60	.317	7	4	0	1	3
11 Fry, Jace	4.70	0	1	6	0	0	0	0	0	7.2	6	4	4	2	2	3	0	0	27	.222	0	1	0	1	0
29 Bauer, Clay	5.40	0	0	1	1	0	0	0	0	1.2	1	1	1	2	1	0	0	0	6	.167	1	0	0	0	0
44 Reser, Zack	6.23	0	0	7	0	0	0	1	0	4.1	3	3	3	3	4	0	0	0	14	.214	1	1	0	1	0
10 Davis, Dylan	13.50	0	0	2	1	0	0	0	0	2.0	5	3	3	3	1	1	1	0	10	.500	1	0	0	0	0
<b>Totals</b>	<b>2.28</b>	<b>52</b>	<b>13</b>	<b>65</b>	<b>65</b>	<b>9</b>	<b>12</b>	<b>5</b>	<b>19</b>	<b>587.0</b>	<b>454</b>	<b>196</b>	<b>149</b>	<b>172</b>	<b>447</b>	<b>76</b>	<b>9</b>	<b>17</b>	<b>2092</b>	<b>.217</b>	<b>38</b>	<b>55</b>	<b>0</b>	<b>14</b>	<b>55</b>
<b>Opponents</b>	<b>5.15</b>	<b>13</b>	<b>52</b>	<b>65</b>	<b>65</b>	<b>2</b>	<b>2</b>	<b>1</b>	<b>7</b>	<b>567.2</b>	<b>635</b>	<b>372</b>	<b>325</b>	<b>266</b>	<b>372</b>	<b>109</b>	<b>11</b>	<b>30</b>	<b>2194</b>	<b>.289</b>	<b>51</b>	<b>62</b>	<b>6</b>	<b>32</b>	<b>61</b>

PB - Team (16), Rodriguez, J 13, Esposito, N. 3, Opp (11). Pickoffs - Team (8), Boyd, M. 3, Moore, A. 2, Jackson, B. 1, Wetzler, B. 1, Rodriguez, J 1, Opp (4). SBA/ATT - Rodriguez, J (14-36), Wetzler, B. (6-13), Esposito, N. (9-13), Boyd, M. (2-13), Moore, A. (5-10), Child, D. (1-5), Starr, T. (3-4), Schultz, S. (1-3), Engelbrekt (1-2), Painton, T. (1-2), Jackson, B. (2-2), Bryant, T. (1-1)



**2013 Pac-12 Statistics**

Overall: 24-6 • Home: 22-4 • Road: 18-6 • Neutral: 5-0

**Offense**

Player	AVG	GP	GS	AB	R	H	2B	3B	HR	RBI	TB	SLG%	BB	HBP	SO	GDP	OB%	SF	SH	SB	ATT	PO	A	E	FLD%
17 Jansen, Joey	.429	9	5	14	1	6	1	0	0	3	7	.500	3	0	1	0	.529	0	1	0	1	9	0	0	1.000
50 Day, Beau	.412	8	4	17	2	7	1	0	0	5	8	.471	2	0	6	0	.474	0	0	0	0	0	0	0	.000
14 Peterson, Andy	.360	30	30	114	21	41	2	0	0	15	43	.377	9	1	13	2	.405	2	10	7	9	70	89	4	.975
3 Keyes, Kevin	.337	30	29	95	19	32	5	1	1	17	42	.442	12	5	17	1	.426	3	4	2	2	25	59	9	.903
10 Davis, Dylan	.336	30	30	119	21	40	11	1	3	36	62	.521	12	0	18	0	.388	3	0	4	5	55	2	0	1.000
8 Conforto, Michael	.325	30	30	114	23	37	5	0	5	21	57	.500	18	6	14	5	.439	1	0	2	4	49	3	1	.981
33 Barnes, Ryan	.295	29	27	95	16	28	5	1	1	16	38	.400	14	1	8	1	.381	3	8	0	2	26	2	0	1.000
4 Gordon, Max	.281	23	20	64	13	18	1	0	0	2	19	.297	6	7	10	0	.403	0	4	2	3	44	0	1	.978
1 Smith, Tyler	.257	26	24	101	18	26	4	0	1	9	33	.327	9	4	19	2	.342	0	4	2	4	44	69	5	.958
9 Hayes, Danny	.214	29	26	103	15	22	5	0	3	11	36	.350	13	2	13	3	.311	1	0	0	0	246	20	3	.989
13 Rodriguez, Jake	.207	27	26	82	11	17	4	0	1	16	24	.293	13	3	12	5	.314	7	3	2	3	154	38	0	1.000
6 Esposito, Nate	.118	7	6	17	1	2	0	0	0	1	2	.118	3	0	1	0	.250	0	0	0	0	32	5	0	1.000
15 Casper, Jerad	.100	10	7	20	1	2	2	0	0	2	4	.200	2	0	5	0	.182	0	0	0	0	16	4	0	1.000
35 Matthews, Joey	.100	7	4	10	1	1	0	0	0	0	1	.100	0	0	2	2	.100	0	0	0	0	7	0	0	1.000
40 Hendrix, Jeff	.000	12	1	8	0	0	0	0	0	0	0	.000	0	0	3	0	.000	0	0	0	0	12	0	0	1.000
20 Yanzick, Zane	.000	1	0	3	0	0	0	0	0	0	0	.000	0	0	0	0	.000	0	0	0	0	0	0	0	.000
16 Clark, Gabe	.000	3	0	2	0	0	0	0	0	0	0	.000	1	0	2	0	.333	0	0	0	0	0	0	0	.000
12 Rulli, Nick	.000	1	0	0	0	0	0	0	0	0	0	.000	0	0	0	0	.000	0	0	0	0	0	0	0	.000
28 Wetzler, Ben	.000	1	1	0	0	0	0	0	0	0	0	.000	0	0	0	0	.000	0	0	0	0	4	9	3	.813
24 Schultz, Scott	.000	1	0	0	0	0	0	0	0	0	0	.000	0	0	0	0	.000	0	0	0	0	0	0	1	.000
<b>Totals</b>	<b>.285</b>	<b>30</b>	<b>30</b>	<b>978</b>	<b>163</b>	<b>279</b>	<b>46</b>	<b>3</b>	<b>15</b>	<b>154</b>	<b>376</b>	<b>.384</b>	<b>117</b>	<b>29</b>	<b>144</b>	<b>21</b>	<b>.372</b>	<b>20</b>	<b>34</b>	<b>21</b>	<b>33</b>	<b>804</b>	<b>336</b>	<b>30</b>	<b>.974</b>
<b>Opponents</b>	<b>.218</b>	<b>30</b>	<b>30</b>	<b>947</b>	<b>82</b>	<b>206</b>	<b>32</b>	<b>2</b>	<b>12</b>	<b>74</b>	<b>278</b>	<b>.294</b>	<b>72</b>	<b>22</b>	<b>194</b>	<b>22</b>	<b>.287</b>	<b>6</b>	<b>27</b>	<b>10</b>	<b>29</b>	<b>779</b>	<b>319</b>	<b>22</b>	<b>.980</b>

LOB - Team (236), Opp (188). DPs turned - Team (27), Opp (24). TPs turned - Team (0), Opp (1). IBB - Team (9), Conforto, M. 3, Hayes, D. 1, Rodriguez, J. 1, Day, B. 1, Smith, T. 1, Barnes, R. 1, Davis, D. 1, Opp (1).

**Pitching**

Player	ERA	W	L	APP	GS	CG	SHO	CBO	SV	IP	H	R	ER	BB	SO	2B	3B	HR	AB	B/Avg	WP	HBP	BK	SFA	SHA
19 Engelbrekt, Max	0.82	2	1	9	0	0	0	1	0	11.0	12	2	1	6	3	2	0	0	41	.293	0	0	0	0	2
23 Moore, Andrew	1.38	8	1	10	10	3	3	2	0	71.2	50	12	11	14	32	6	1	2	241	.207	1	5	0	2	10
26 Starr, Taylor	1.59	0	0	5	0	0	0	0	0	5.2	5	2	1	1	1	0	0	0	20	.250	1	1	0	0	1
31 Boyd, Matt	2.02	6	3	10	10	3	2	0	0	75.2	46	20	17	15	70	7	0	4	262	.176	0	6	0	0	6
28 Wetzler, Ben	2.13	7	0	10	10	1	1	0	0	63.1	56	19	15	16	55	9	0	3	231	.242	2	4	0	2	4
36 Bryant, Tony	2.38	0	0	11	0	0	0	1	1	11.1	5	5	3	5	11	0	0	0	36	.139	1	3	0	0	2
18 Jackson, B.	2.79	1	0	9	0	0	0	0	0	9.2	11	4	3	2	5	4	0	2	39	.282	2	1	0	0	1
11 Fry, Jace	3.38	0	0	4	0	0	0	0	0	2.2	0	1	1	2	1	0	0	0	8	.000	0	0	0	1	0
24 Schultz, Scott	6.57	0	1	12	0	0	0	1	6	12.1	10	9	9	5	11	3	0	1	46	.217	0	1	0	0	1
22 Brocker, Cole	6.75	0	0	5	0	0	0	0	0	2.2	4	2	2	0	2	0	0	0	11	.364	0	1	0	1	0
41 Child, Dan	13.50	0	0	2	0	0	0	0	0	0.2	1	1	1	2	1	0	1	0	2	.500	0	0	0	0	0
25 Painton, Tyler	27.00	0	0	5	0	0	0	0	0	1.1	4	4	4	2	2	1	0	0	8	.500	0	0	0	0	0
38 Reser, Zack	99.00	0	0	2	0	0	0	0	0	0.0	2	1	1	2	0	0	0	0	2	1.000	1	0	0	0	0
<b>Totals</b>	<b>2.32</b>	<b>24</b>	<b>6</b>	<b>30</b>	<b>30</b>	<b>7</b>	<b>8</b>	<b>2</b>	<b>7</b>	<b>268.0</b>	<b>206</b>	<b>82</b>	<b>69</b>	<b>72</b>	<b>194</b>	<b>32</b>	<b>2</b>	<b>12</b>	<b>947</b>	<b>.218</b>	<b>8</b>	<b>22</b>	<b>0</b>	<b>6</b>	<b>27</b>
<b>Opponents</b>	<b>4.96</b>	<b>6</b>	<b>24</b>	<b>30</b>	<b>30</b>	<b>1</b>	<b>2</b>	<b>1</b>	<b>2</b>	<b>259.2</b>	<b>279</b>	<b>163</b>	<b>143</b>	<b>117</b>	<b>144</b>	<b>46</b>	<b>3</b>	<b>15</b>	<b>978</b>	<b>.285</b>	<b>23</b>	<b>29</b>	<b>3</b>	<b>20</b>	<b>34</b>

PB - Team (8), Rodriguez, J. 7, Esposito, N. 1, Opp (6). Pickoffs - Team (1), Moore, A. 1. SBA/ATT - Rodriguez, J. (7-21), Boyd, M. (2-9), Wetzler, B. (3-8), Moore, A. (3-7), Esposito, N. (3-5), Schultz, S. (0-1), Painton, T. (1-1), Engelbrekt (0-1), Starr, T. (1-1), Child, D. (0-1).



### Team Superlatives

#### Offense

Most At Bats	51, vs. Seattle (4/22)
Most Runs Scored	16, vs. Texas State (3/8)
Most Hits	21, vs. Kansas State (6/9)
Most RBI	15, vs. Texas State (3/8)
Most Doubles	5-4x, last vs. Washington (4/21)
Most Triples	1, 11 times
Most Home Runs	3, vs. California (5/5)
Most Walks	11, vs. UC Riverside (2/17)
Most Strikeouts	12, vs. San Diego (3/28)
Most Stolen Bases	5, vs. Bryant (3/2)
Most Hit By Pitch	4-2x, last vs. Stanford (5/12)
Most Runners LOB	13, vs. UC Santa Barbara (6/1)

#### Fielding

Most Putouts	42, vs. Seattle (4/22)
Most Assists	19, vs. San Diego State (2/24)
Most Errors	5, vs. San Diego (3/28)
Most DPs Turned	4, vs. San Diego (3/28)

#### Pitching

Most Innings Pitched	14.0, vs. Seattle (4/22)
Most Runs Allowed	13, vs. San Diego (3/30)
Most Earned Runs Allowed	10, vs. Washington (4/20)
Most Walks Allowed	9, vs. Arizona State (3/24)
Most Strikeouts	12, vs. California (5/5)
Most Hits Allowed	15, vs. Washington (4/20)

#### Miscellaneous

Longest Winning Streak	15 games (2/15-3/10)
Longest Losing Streak	2 games (4/20)
Longest Game, Innings	14.0, vs. Seattle (4/22)
Longest Game, Time (9 Innings)	3:48, vs. Kansas State (6/8)
Longest Game, Time (Extra Innings)	4:25, vs. Seattle (4/22)
Fastest Game, Time	2:03, vs. California (5/4)
Largest Home Attendance	3,602, vs. Kansas State (6/9)
Largest Road Attendance	3,892, vs. Oregon (5/18)
Largest Neutral Attendance	26,035, vs. Indiana (6/19)

### Individual Superlatives

#### Offense

Most At Bats	6, 10 times
Most Runs Scored	4, Kavin Keyes vs. Kansas State (6/9)
Most Hits	4-7x, last Michael Conforto vs. Mississippi State (6/15)
Most RBI	7, Michael Conforto vs. Bryant (3/3)
Most Doubles	2-7x, last Tyler Smith vs. Portland (5/8)
Most Triples	1, 11 times
Most Home Runs	2, Michael Conforto vs. Bryant (3/3)
Most Walks	5, Jake Rodriguez vs. Bryant (3/3)
Most Strikeouts	3, 6 times
Most Stolen Bases	2, 5 times

#### Fielding

Most Putouts	18-2x, last: Danny Hayes vs. Seattle (4/22)
Most Assists	7, Andy Peterson vs. Arizona (3/16)
Most Errors	2, 7 times

#### Pitching

Most Innings Pitched	9.0-7x, last: Matt Boyd vs. Indiana (6/19)
Most Runs Allowed	6-2x, last Ben Wetzler vs. WSU (5/26)
Most ER Allowed	6, Ben Wetzler vs. WSU (5/26)
Most Walks Allowed	5, Ben Wetzler vs. Kansas State (6/10)
Most Strikeouts	12, Matt Boyd vs. California (5/3)
Most Hits Allowed	11, Ben Wetzler vs. California (5/5)

### Opponent Team Superlatives

#### Offense

Most At Bats	49, at Seattle (4/22)
Most Runs Scored	13, at San Diego (3/30)
Most Hits	15, at Washington (4/20)
Most RBI	10, at San Diego (3/30)
Most Doubles	4-3x, last vs. Washington State (5/26)
Most Triples	2, at San Diego (3/28)
Most Home Runs	2-2x, last at Stanford (5/11)
Most Walks	9, vs. Arizona State (3/24)
Most Strikeouts	12-2x, last vs. California (5/5)
Most Stolen Bases	3, vs. San Francisco (3/13)
Most Hit By Pitch	3-3x, last vs. Washington (4/20)
Most Runners LOB	14, at Seattle (4/22)

#### Fielding

Most Putouts	42, at Seattle (4/22)
Most Assists	21, at Seattle (4/22)
Most Errors	5, at San Diego (3/29)
Most DPs Turned	4, at Stanford (5/10)

#### Pitching

Most Innings Pitched	14.0, at Seattle (4/22)
Most Runs Allowed	16, vs. Texas State (3/8)
Most Earned Runs Allowed	16, vs. Texas State (3/8)
Most Walks Allowed	11, vs. UC Riverside (2/17)
Most Strikeouts	12, at San Diego (3/28)
Most Hits Allowed	21, vs. Kansas State (6/9)

### Opponent Individual Superlatives

#### Offense

Most At Bats	7-3x, last Ryan Somers, at Seattle (4/22)
Most Runs Scored	3-3x, last Riley Good, vs. UTSA (5/31)
Most Hits	4-2x, last Collin Slaybaugh, vs. Washington State (5/26)
Most RBI	4, Dylan Haupt, at San Diego (3/30)
Most Doubles	2-6x
Most Triples	2, Louie Lechich, at San Diego (3/28)
Most Home Runs	1-17x
Most Walks	4, Trent Gilbert, at Arizona (3/17)
Most Strikeouts	4, John Mullen, vs. Bryant (3/1)
Most Stolen Bases	2, Justin Maffei, vs. San Francisco (3/13)

#### Fielding

Most Putouts	18, Nick Latta, at Seattle (4/22)
Most Assists	9, Cash McGuire, at Seattle (4/22)
Most Errors	2-2x, last Sutton Whiting, vs. Louisville (6/17)

#### Pitching

Most Innings Pitched	9.0-2x, last Aaron Slegers, vs. Indiana (6/19)
Most Runs Allowed	9, Kyle Finnegan, vs. Texas State (3/8)
Most Earned Runs Allowed	9, Kyle Finnegan, vs. Texas State (3/8)
Most Walks Issued	5-3x, last Mark Appel, at Stanford (5/10)
Most Strikeouts	9, Philip Walby, at San Diego State (2/22)
Most Hits Allowed	12, Konner Wade, at Arizona (3/15)





## 2013 Batting Breakdown

Cat.	Avg.	AB	R	H	2B	3B	HR	RBI	BB
Home	.291	1050	181	306	49	2	21	171	121
Road	.288	843	137	243	43	7	9	124	97
Neutral	.286	301	54	86	17	2	0	50	48
vs. Left	.281	677	--	190	32	6	10	91	78
vs. Right	.294	1485	--	437	76	5	20	253	186
Day	.295	1382	246	408	75	9	21	230	177
Night	.280	812	126	227	34	2	9	115	89
Pac-12	.285	978	163	279	46	3	15	154	117
Non-Conf.	.293	1216	209	356	63	8	15	191	149
February	.297	266	55	79	15	3	0	52	51
March	.280	603	109	169	25	3	10	97	69
April	.288	532	75	153	30	2	4	74	59
May	.299	469	89	140	21	2	11	83	62
June	.290	324	44	94	18	1	5	39	25

## 2013 Batting By Lineup Spot

Spot	No.	Avg.	AB	R	H	2B	3B	HR	RBI	BB
1	17	.280	271	48	76	14	1	2	22	33
2	9	.337	264	62	89	5	1	0	29	23
3	5	.331	248	49	82	14	1	11	48	42
4	11	.319	263	49	84	22	1	5	62	28
5	14	.282	243	37	66	12	1	5	48	32
6	15	.295	241	41	71	10	2	4	43	27
7	14	.279	226	32	62	18	3	2	36	33
8	16	.246	220	25	54	9	1	1	32	31
9	14	.229	218	29	50	5	0	0	25	17

## 2013 Batting By Inning

Inning	Avg.	AB	R	H	2B	3B	HR	RBI	BB
First	.341	267	57	91	13	0	6	54	28
Second	.248	246	32	61	9	0	7	32	21
Third	.286	241	40	69	17	0	0	36	35
Fourth	.330	261	59	86	11	4	4	50	35
Fifth	.276	243	45	67	12	1	3	40	22
Sixth	.273	245	47	78	11	1	4	43	41
Seventh	.282	238	40	67	12	1	4	38	27
Eighth	.282	238	32	67	9	3	2	31	33
Ninth	.264	144	17	38	11	1	0	17	20
Extras	.359	39	3	14	3	0	0	3	2

## 2012 Home Run Breakdown

No.	Player	Date	Opponent/Pitcher	On	Inn.	Out	Ct.
1	Conforto (1)	3/2	Bryant/Schlitter (R)	1	5	1	0-0
2	Conforto (2)	3/2	Bryant/McAvoy (R)	1	1	1	1-0
3	Conforto (3)	3/3	Bryant/Healy (L)	3	6	1	2-2
4	Conforto (4)	3/3	Bryant/Davitt (L)	2	7	1	2-1
5	Hayes (1)	3/8	Texas State/Finnegan (R)	2	1	2	0-1
6	Smith (1)	3/10	Texas State/Grist (R)	2	6	2	1-0
7	Davis (1)	3/12	San Francisco/Hinkle (R)	0	6	1	0-1
8	Conforto (5)	3/15	Arizona/Wade (R)	2	1	0	0-1
9	Conforto (6)	3/17	Arizona/Moffett (L)	0	1	2	0-0
10	Keyes (1)	3/28	San Diego/Wagner (R)	0	4	0	1-1
11	Rodriguez (1)	4/2	Portland/Bunda (R)	1	7	2	1-1
12	Davis (2)	4/21	Washington/Wright (R)	0	2	2	1-2
13	Hayes (2)	4/22	Seattle/Moore (L)	1	2	1	1-2
14	Conforto (7)	4/27	USC/Strahan (R)	0	4	0	2-1
15	Rodriguez (2)	5/5	California/Nelson (R)	2	1	1	1-1
16	Hayes (3)	5/5	California/Nelson (R)	1	4	1	0-1
17	Smith (2)	5/5	California/Nelson (R)	0	5	0	1-1
18	Hayes (4)	5/12	Stanford/Lindquist (R)	1	2	0	0-1
19	Conforto (8)	5/18	Oregon/Irvin (L)	0	6	2	1-0
20	Barnes (1)	5/18	Oregon/Irvin (L)	0	7	1	0-1
21	Conforto (9)	5/19	Oregon/Reed (R)	3	2	2	0-0
22	Keyes (2)	5/24	WSU/Hartnett (R)	0	5	1	0-0
23	Davis (3)	5/25	WSU/Pistoresse (L)	2	7	2	0-0
24	Davis (4)	5/26	WSU/Monda (L)	0	8	0	0-0
25	Hayes (5)	5/26	WSU/Monda (L)	0	8	0	2-1
26	Barnes (2)	6/1	UCSB/Jacome (L)	0	2	0	1-1
27	Conforto (10)	6/8	Kansas St/Flattery (L)	1	4	0	0-2
28	Conforto (11)	6/9	Kansas St./McFadden (R)	0	1	2	2-0
29	Davis (5)	6/9	Kansas St./McFadden (R)	0	1	2	2-1
30	Hayes (6)	6/10	Kansas St./Matthys (R)	1	2	0	2-2

**Total: 30**      **Home: 21**      **Road: 9**      **Neutral: 0**  
**Solo: 15**      **2-Run: 8**      **3-Run: 5**      **Grand Slam: 2**  
**vs. Left: 11**      **vs. Right: 19**  
**Pac-12: 15**      **Non-Conference: 15**  
**Ahead: 8**      **Behind: 9**      **Even: 7**      **First Pitch: 6**

\* Indicates Inside-The-Park; ^ Indicates Leadoff Home Run



	Inning-By-Inning										
	1	2	3	4	5	6	7	8	9	EX	Total
<b>Oregon State</b>	57	32	40	58	45	48	40	32	17	3	372
<b>Opponents</b>	17	22	20	22	15	24	23	24	24	5	196

2006 & 2007 NATIONAL CHAMPIONS

5 College World Series Appearances: 1952, 2005, 2006, 2007, 2013 | 5 NCAA Super Regional Appearances: 2005, 2006, 2007, 2011, 2013

14 NCAA Regional Appearances: 1952, 1962, 1963, 1983, 1985, 1986, 2005, 2006, 2007, 2009, 2010, 2011, 2012, 2013



**Record By Player Starts**

C	Rodriguez (40-12), Esposito (12-1)
1B	Hayes (42-12), Casper (6-0), Barnes (4-1)
2B	Peterson (45-8), Keyes (3-4), Rodriguez (4-1)
3B	Keyes (41-8), Casper (9-5), Rodriguez (2-0)
SS	Smith (45-8), Peterson (7-5)
LF	Conforto (51-13), Hendrix (1-0)
CF	Gordon (29-6), Jansen (10-2), Matthews (7-1), Davis (4-3), Hendrix (2-1)
RF	Davis (39-8), Barnes (7-4), Gordon (5-1), Matthews (1-0)
DH	Barnes (26-7), Clark (7-0), Davis (5-2), Day (5-1), Hayes (4-0), Wetzler (0-2), Keyes (1-0), Conforto (1-0), Jansen (1-0), Boyd (1-0), Fry (0-1)

**Record By Batting Order Starts**

1	Smith (26-7), Gordon (14-0), Barnes (5-3), Peterson (5-1), Jansen (1-1), Matthews (0-1), Hendrix (1-0)
2	Peterson (27-11), Smith (19-1), Barnes (4-1), Matthews (1-0), Jansen (1-0)
3	Conforto (52-13)
4	Davis (44-13), Hayes (5-0), Clark (1-0), Rodriguez (1-0), Day (1-0)
5	Hayes (28-8), Barnes (13-5), Davis (3-0), Clark (2-0), Rodriguez (2-0), Keyes (2-0), Casper (1-0), Matthews (1-0)
6	Keyes (16-4), Barnes (11-1), Hayes (8-3), Rodriguez (7-2), Casper (4-0), Day (2-1), Clark (2-0), Wetzler (0-2), Davis (1-0), Hendrix (1-0)
7	Keyes (19-4), Rodriguez (14-6), Casper (7-0), Barnes (3-2), Hayes (3-1), Clark (2-0), Day (2-0), Davis (1-0), Jansen (1-0)
8	Rodriguez (22-5), Keyes (9-1), Casper (3-5), Esposito (7-0), Jansen (6-0), Matthews (2-0), Hayes (1-1), Barnes (1-0), Boyd (1-0), Fry (0-1)
9	Gordon (20-7), Peterson (20-1), Esposito (5-1), Matthews (4-0), Jansen (2-1), Hendrix (1-1), Keyes (0-2)

**Batter Breakdown**

Player	Multiple-Hit Games					Multiple-RBI Games					Home Runs				Tot.	Last
	2	3	4	5+	Tot.	2	3	4	5+	Tot.	Solo	2-Run	3-Run	GS		
Ryan Barnes	14	2	-	-	16	4	1	-	-	5	2	-	-	-	2	6/1 vs. UCSB
Jerad Casper	-	-	-	-	-	3	-	-	-	3	-	-	-	-	-	-
M. Conforto	19	6	1	-	26	4	2	-	2	8	4	3	2	2	11	6/9 vs. KSU
Dylan Davis	22	8	-	-	30	11	6	1	1	19	4	-	1	-	5	6/9 vs. KSU
Beau Day	2	-	1	-	3	2	-	-	-	2	-	-	-	-	-	-
Nate Esposito	1	-	-	-	1	-	-	-	-	-	-	-	-	-	-	-
Max Gordon	2	1	1	-	4	2	-	-	-	2	-	-	-	-	-	-
Danny Hayes	16	2	1	-	19	10	2	1	-	13	1	4	1	-	6	6/10 vs. KSU
Jeff Hendrix	2	-	-	-	2	1	-	-	-	1	-	-	-	-	-	-
Kavin Keyes	16	3	1	-	20	4	3	-	-	7	2	-	-	-	2	5/24 vs. WSU
Joey Jansen	2	-	-	-	2	2	-	-	-	2	-	-	-	-	-	-
Joey Matthews	1	-	-	-	1	1	-	-	-	1	-	-	-	-	-	-
Andy Peterson	17	7	1	-	25	6	-	-	-	6	-	-	-	-	-	-
Jake Rodriguez	14	3	-	-	17	9	-	-	1	10	1	1	-	-	2	5/5 vs. CAL
Tyler Smith	18	3	-	-	21	5	3	-	-	8	1	-	1	-	2	5/5 vs. CAL
<b>Totals</b>	<b>144</b>	<b>35</b>	<b>7</b>	<b>-</b>	<b>186</b>	<b>63</b>	<b>16</b>	<b>2</b>	<b>3</b>	<b>84</b>	<b>15</b>	<b>8</b>	<b>5</b>	<b>2</b>	<b>30</b>	<b>-</b>

**Inning-By-Inning**

	1	2	3	4	5	6	7	8	9	EX	Total
<b>Oregon State</b>	57	32	40	58	45	48	40	32	17	3	372
<b>Opponents</b>	17	22	20	22	15	24	23	24	24	5	196

**Oregon State In The Polls**

Week	BA	CB	USA	NCBWA	PG
Preseason	6	10	14	10	8
Feb. 18	6	9	14	8	8
Feb. 25	6	5	5	5	7
March 4	4	3	4	4	6
March 11	3	2	4	4	5
March 18	3	2	4	4	5
March 25	2	2	3	3	5
April 1	6	6	6	8	8
April 8	6	6	6	7	6
April 15	5	5	5	6	5
April 22	7	6	6	6	7
April 29	6	5	5	5	7
May 6	6	5	5	5	7
May 13	6	4	4	3	7
May 20	4	4	3	3	6
May 27	4	4	3	4	6
Final	4	4	4	4	4

**Oregon State Batting Around**

Date	Opponent	Inn.	AB	R
<b>Total: 18</b>				
2/16	Gonzaga	4	10	6
2/16	Gonzaga	8	9	3
2/17	UC Riverside	1	10	6
2/21	San Diego State	7	9	5
3/3	Bryant	6	13	8
3/8	Texas State	4	10	6
3/8	Texas State	7	9	5
3/24	Arizona State	4	9	3
3/29	San Diego	4	10	7
4/21	Washington	1	10	5
4/26	USC	8	9	4
5/10	Stanford	5	10	5
5/11	Stanford	3	9	4
5/18	Oregon	8	10	5
5/19	Oregon	2	10	6

Date	Opponent	Inn.	AB	R
5/24	Washington St.	1	10	5
6/9	Kansas State	1	9	5
6/17	Louisville	4	12	7



**#29 Clay Bauer**

Date	Opponent	W-L-S-H	IP	H	R	ER	BB	SO	NP/S
2/24	SDSU *	-	1.2	1	1	1	2	1	30/15

**#31 Matt Boyd**

Date	Opponent	W-L-S-H	IP	H	R	ER	BB	SO	NP/S
2/16	Gonzaga * ^	W	7.0	6	2	2	1	4	95/65
2/22	SDSU * ^	W	8.1	5	0	0	1	9	117/85
3/1	Bryant * ^	-	6.0	8	1	1	2	7	108/72
3/8	Texas State *	W	5.2	6	2	2	1	5	82/51
3/15	Arizona * ^	W	7.0	2	2	1	1	6	118/69
3/22	Arizona State * ^	W	9.0	1	0	0	3	11	113/72
3/29	San Diego *	W	5.0	4	3	3	4	3	90/50
4/5	UCLA * ^	L	6.2	4	3	2	1	5	108/65
4/12	Utah * ^	W	9.0	2	0	0	2	8	121/78
4/20	Washington * ^	L	6.0	9	4	3	2	1	97/67
4/26	USC * ^	W	8.1	5	3	3	0	11	103/71
5/3	California * ^	W	8.1	3	1	1	1	12	108/72
5/10	Stanford * ^	W	6.1	8	3	3	1	4	99/69
5/17	Oregon * ^	L	8.0	7	3	3	3	5	113/75
5/24	Washington St. * ^	-	7.0	4	1	1	1	7	106/73
5/31	UTSA * ^	-	6.2	4	3	3	4	8	114/69
6/8	Kansas State * ^	-	7.0	5	1	1	2	3	123/77
6/10	Kansas State	S	1.1	2	0	0	0	1	21/14
6/15	Mississippi State	L	1.0	2	1	1	0	1	8/8
6/19	Indiana * ^	W	9.0	4	0	0	3	11	121/72

**#22 Cole Brocker**

Date	Opponent	W-L-S-H	IP	H	R	ER	BB	SO	NP/S
2/21	SDSU	-	1.1	0	0	0	0	1	17/13
3/12	San Francisco	-	0.0	0	0	0	0	1	4/3
3/16	Arizona	H	1.0	1	0	0	0	0	13/8
3/23	Arizona State	-	0.2	1	0	0	0	1	9/6
3/28	San Diego	-	0.0	1	0	0	0	0	5/3
3/30	San Diego	-	2.0	2	2	1	0	1	27/17
4/2	Portland	W	2.2	4	1	1	0	4	45/33
4/9	Oregon	-	0.2	0	0	0	0	0	5/3
4/17	Portland	-	1.0	1	0	0	0	1	15/10
4/20	Washington	-	0.2	2	2	2	0	0	12/7
4/22	Seattle	-	0.0	0	0	0	1	0	5/1
5/5	California	-	0.1	0	0	0	0	1	6/3
5/8	Portland	H	1.1	3	1	1	0	1	26/18
5/26	Washington State	-	0.0	0	0	0	0	0	1/0

**#36 Tony Bryant**

Date	Opponent	W-L-S-H	IP	H	R	ER	BB	SO	NP/S
2/15	Utah Valley	H	1.1	1	0	0	1	1	27/18
2/23	SDSU	-	0.2	0	0	0	0	0	11/8
3/2	Bryant	-	2.0	1	0	0	0	2	28/20
3/8	Texas State	-	2.0	0	0	0	0	3	23/17
3/10	Texas State	-	2.2	0	1	0	2	1	40/25
3/12	San Francisco	-	2.1	2	0	0	1	2	37/21
3/16	Arizona	H	0.2	0	0	0	0	0	9/5
3/23	Arizona State	-	1.0	2	1	1	1	0	21/13
3/29	San Diego	-	0.0	2	2	2	1	0	14/8
4/9	Oregon	-	2.1	2	0	0	1	1	32/20
4/14	Utah	H	1.2	0	0	0	0	2	22/17
4/20	Washington	H	0.2	0	0	0	0	0	2/1
4/22	Seattle	-	2.2	2	1	1	1	3	45/28
4/27	USC	S	1.1	0	0	0	0	1	18/10
5/3	California	-	0.2	0	0	0	0	0	7/4
5/5	California	-	0.1	0	0	0	0	0	4/2
5/8	Portland	W	3.1	0	0	0	2	4	45/28
5/10	Stanford	-	2.2	1	0	0	0	6	40/27
5/12	Stanford	-	0.2	0	2	1	3	0	23/9
5/19	Oregon	-	1.2	0	0	0	1	2	28/13
5/24	Washington State	-	0.0	2	2	1	0	0	10/5

**#41 Dan Child**

Date	Opponent	W-L-S-H	IP	H	R	ER	BB	SO	NP/S
2/15	Utah Valley *	W	5.0	6	2	2	2	4	89/50
2/21	SDSU *	W	5.1	7	1	1	0	6	90/63
3/2	Bryant * ^	W	7.0	3	2	0	2	5	109/69
3/12	San Francisco *	L	2.0	5	3	3	2	0	55/31
3/17	Arizona	-	0.2	1	1	1	1	1	20/10
3/24	Arizona State	-	0.0	0	0	0	1	0	4/0
3/28	San Diego *	-	3.1	1	4	1	4	2	66/33
4/2	Portland *	-	3.1	1	1	1	1	2	51/31
4/17	Portland * ^	W	8.0	4	1	1	0	6	72/55
4/22	Seattle *	-	2.2	5	2	1	1	2	51/29
5/8	Portland *	-	1.0	1	1	1	1	0	21/9
6/8	Kansas State	-	0.0	2	2	2	1	0	11/4

**#10 Dylan Davis**

Date	Opponent	W-L-S-H	IP	H	R	ER	BB	SO	NP/S
2/18	UC Riverside *	-	1.0	3	2	2	2	0	28/13
3/28	San Diego	-	1.0	2	1	1	1	1	21/10

**#19 Max Engelbrekt**

Date	Opponent	W-L-S-H	IP	H	R	ER	BB	SO	NP/S
2/15	Utah Valley	S	2.2	1	0	0	0	3	31/19
2/18	UC Riverside	W	2.2	0	0	0	0	1	32/18
2/21	SDSU	H	2.1	0	0	0	0	1	24/17
3/1	Bryant	W	0.1	0	0	0	0	0	4/3
3/2	Bryant	S	1.0	1	0	0	0	3	20/11
3/10	Texas State	S	1.0	2	1	1	0	1	19/11
3/13	San Francisco	S	2.0	1	0	0	0	1	21/14
3/16	Arizona	H	1.0	0	0	0	0	1	14/10
3/17	Arizona	H	1.0	3	0	0	1	0	36/21
3/24	Arizona State	W	3.1	2	0	0	4	0	55/28
3/30	San Diego	-	0.1	2	0	0	0	1	12/7
4/6	UCLA	H	1.1	1	0	0	1	0	15/9
4/9	Oregon	-	0.0	1	2	2	1	0	10/5
4/13	Utah	-	0.1	0	0	0	0	0	2/1
4/20	Washington	-	0.0	1	1	1	0	0	4/2
4/22	Seattle	-	1.1	1	0	0	1	3	35/21
5/5	California	-	0.2	1	0	0	0	0	13/7
5/24	Washington State	L	2.0	2	1	0	0	1	34/25
5/26	Washington State	W	1.1	2	0	0	0	1	20/12
5/31	UTSA	W	1.2	0	0	0	0	1	17/11
6/1	UCSB	S	1.0	0	0	0	0	1	20/15
6/8	Kansas State	-	0.1	0	0	0	2	1	24/14

**#11 Jace Fry**

Date	Opponent	W-L-S-H	IP	H	R	ER	BB	SO	NP/S
5/5	California	-	0.1	0	1	1	1	0	9/4
5/19	Oregon	-	0.2	0	0	0	0	1	9/5
5/24	Washington State	-	0.2	0	0	0	1	0	15/8
5/26	Washington State	-	1.0	0	0	0	0	0	14/8
6/8	Kansas State	L	1.2	4	3	3	0	1	36/28
6/21	Mississippi State	-	3.1	2	0	0	0	0	33/20





**#18 Brandon Jackson**

Date	Opponent	W-L-S-H	IP	H	R	ER	BB	SO	NP/S
2/18	UC Riverside	-	0.1	1	0	0	1	1	14/7
2/24	SDSU	W	4.1	4	0	0	2	0	65/37
3/3	Bryant	W	3.0	2	0	0	0	5	38/27
3/9	Texas State	S	3.1	1	0	0	0	5	39/26
3/13	San Francisco	W	2.2	4	2	0	0	1	38/23
3/15	Arizona	-	2.0	2	0	0	0	2	29/21
3/17	Arizona	W	1.1	3	2	2	0	1	23/13
3/23	Arizona State	-	1.0	1	0	0	1	1	23/13
3/28	San Diego	-	0.1	0	0	0	0	0	5/4
3/30	San Diego	-	1.0	2	3	3	1	0	17/10
4/5	UCLA	L	0.0	0	0	0	1	0	5/1
4/9	Oregon	L	2.1	1	1	0	0	1	16/13
4/13	Utah	-	2.0	2	0	0	0	1	30/18
4/20	Washington	-	0.0	1	0	0	0	0	2/2
4/22	Seattle	-	0.0	0	0	0	2	0	11/3
4/26	USC	-	0.2	1	1	0	0	0	16/11
5/8	Portland	H	2.0	1	1	1	1	3	28/18
5/11	Stanford	-	2.0	1	1	1	1	0	32/20
5/26	Washington State	-	0.2	0	0	0	0	0	2/2

**#23 Andrew Moore**

Date	Opponent	W-L-S-H	IP	H	R	ER	BB	SO	NP/S
2/17	UC Riverside *	W	5.1	4	3	3	3	6	97/62
2/23	SDSU * ^	W	8.1	2	0	0	0	2	102/68
3/2	Bryant * ^	W	8.0	4	1	0	1	7	98/74
3/9	Texas State *	W	5.2	6	3	2	2	6	91/53
3/16	Arizona *	W	5.2	9	3	2	0	3	98/66
3/23	Arizona State *	L	5.2	4	2	2	1	1	99/68
3/29	San Diego	S	4.0	2	0	0	1	2	34/24
4/6	UCLA * ^	W	6.2	4	0	0	3	5	107/63
4/13	Utah * ^	W	6.2	5	3	3	3	5	85/54
4/20	Washington * ^	-	6.1	7	2	2	1	4	90/57
4/27	USC * ^	W	7.2	5	0	0	2	1	81/56
5/4	California * ^	W	9.0	2	0	0	1	2	87/60
5/11	Stanford * ^	W	6.0	6	2	2	2	2	95/59
5/18	Oregon * ^	W	9.0	2	0	0	1	2	93/61
5/25	Washington St. * ^	W	9.0	6	0	0	0	7	107/82
6/1	UCSB * ^	W	8.0	5	2	1	2	6	108/69
6/9	Kansas State * ^	W	8.0	6	4	3	3	9	124/83
6/15	Mississippi State *	-	7.1	6	4	4	2	2	105/66
6/21	Mississippi State *	L	4.2	9	4	4	0	0	68/46

**#25 Tyler Painton**

Date	Opponent	W-L-S-H	IP	H	R	ER	BB	SO	NP/S
2/18	UC Riverside	-	6.0	1	0	0	2	4	81/48
3/3	Bryant	-	1.0	0	0	0	0	1	14/8
3/12	San Francisco	-	4.2	2	0	0	1	2	58/37
3/23	Arizona State	-	0.2	1	1	1	0	1	14/8
3/28	San Diego	-	1.0	0	1	0	0	0	12/7
4/5	UCLA	-	0.0	0	0	0	1	0	5/1
4/9	Oregon	-	0.2	0	0	0	1	0	11/4
4/20	Washington	-	0.1	0	0	0	1	1	11/4
5/8	Portland	H	0.1	0	0	0	0	1	5/4
5/11	Stanford	-	0.1	1	1	1	0	0	10/5
5/24	Washington St.	-	0.0	2	2	2	0	0	5/3

**#38 Zack Reser**

Date	Opponent	W-L-S-H	IP	H	R	ER	BB	SO	NP/S
2/17	UC Riverside	-	1.2	0	0	0	1	0	12/6
3/3	Bryant	-	1.1	0	0	0	0	1	16/10
3/8	Texas State	-	1.0	0	0	0	0	3	14/9
3/12	San Francisco	-	0.0	1	2	2	0	0	10/5
3/23	Arizona State	-	0.0	1	0	0	0	0	3/2
3/28	San Diego	-	0.1	0	0	0	0	0	5/3
4/20	Washington	-	0.0	1	1	1	2	0	13/5

**#24 Scott Schultz**

Date	Opponent	W-L-S-H	IP	H	R	ER	BB	SO	NP/S
2/16	Gonzaga	-	2.0	0	0	0	0	1	18/14
2/18	UC Riverside	-	1.0	1	2	0	1	1	31/19
2/22	SDSU	S	0.2	0	0	0	0	0	6/3
2/24	SDSU	S	3.0	2	0	0	0	1	35/28
3/1	Bryant	-	3.2	2	0	0	1	4	48/30
3/10	Texas State	W	2.1	2	0	0	0	4	29/22
3/16	Arizona	S	0.2	0	0	0	0	2	8/6
3/17	Arizona	S	1.1	0	0	0	1	1	20/12
3/24	Arizona State	S	1.1	1	0	0	1	1	19/10
3/30	San Diego	-	1.2	1	2	0	0	3	25/18
4/2	Portland	S	3.0	3	3	0	1	3	56/38
4/6	UCLA	-	1.0	1	0	0	0	1	13/8
4/7	UCLA	S	1.1	0	0	0	0	0	12/8
4/14	Utah	S	1.0	0	0	0	0	0	11/7
4/20	Washington	L	0.0	3	4	4	0	0	17/11
4/22	Seattle	W	7.1	2	0	0	0	3	83/61
4/28	USC	-	1.0	0	0	0	0	0	11/8
5/5	California	-	1.0	1	1	1	1	1	25/17
5/8	Portland	S	1.0	1	0	0	0	0	6/6
5/12	Stanford	S	2.0	1	0	0	0	2	29/21
5/19	Oregon	-	0.1	0	0	0	0	1	6/6
5/24	Washington State	-	1.1	3	4	4	2	2	39/22
5/31	UTSA	-	0.2	2	1	0	0	1	10/10
6/8	Kansas State	-	0.1	1	0	0	0	0	4/3
6/9	Kansas State	-	1.0	0	0	0	0	0	15/12
6/15	Mississippi State	-	0.2	0	0	0	0	0	7/4
6/17	Louisville	-	2.2	4	1	1	0	2	40/32

**#26 Taylor Starr**

Date	Opponent	W-L-S-H	IP	H	R	ER	BB	SO	NP/S
3/8	Texas State	-	0.1	2	2	1	1	0	20/12
3/13	San Francisco *	-	4.1	5	3	2	1	2	71/48
3/28	San Diego	L	2.0	3	1	0	0	3	36/23
4/5	UCLA	-	1.1	1	0	0	0	0	12/8
4/7	UCLA	-	0.2	1	1	0	1	1	16/10
4/9	Oregon *	-	3.0	3	3	3	1	4	71/41
4/20	Washington	-	2.0	2	1	1	0	0	21/14
5/11	Stanford	-	0.2	0	0	0	0	0	4/4
5/26	Washington State	-	1.0	1	0	0	0	0	17/10

**#28 Ben Wetzler**

Date	Opponent	W-L-S-H	IP	H	R	ER	BB	SO	NP/S
3/3	Bryant *	-	3.2	1	0	0	1	3	41/27
3/10	Texas State *	-	3.0	3	2	2	1	0	41/22
3/17	Arizona *	-	4.2	2	1	1	4	2	83/47
3/24	Arizona State *	-	4.1	5	3	2	3	0	74/42
3/30	San Diego *	L	3.0	2	6	0	3	4	61/34
4/7	UCLA * ^	W	7.0	5	1	1	2	5	99/61
4/14	Utah * ^	W	6.1	3	1	1	3	8	107/67
4/21	Washington * ^	W	9.0	4	0	0	1	6	107/68
4/28	USC * ^	W	8.0	6	1	1	0	5	101/73
5/5	California * ^	W	6.1	11	2	1	0	10	101/71
5/12	Stanford * ^	W	6.1	5	2	1	1	5	88/59
5/19	Oregon * ^	W	6.1	6	2	1	1	6	97/65
5/26	Washington State	-	5.0	9	6	6	1	8	91/61
6/2	Texas A&M * ^	W	9.0	4	1	1	4	10	121/77
6/10	Kansas State * ^	W	7.2	9	3	3	5	5	131/81
6/17	Louisville * ^	W	6.1	8	3	3	2	6	102/61



Oregon State Starters												
Pitcher	Starts	QS	Pct.	#P/Start	IP/Start	SB-ATT	Pct.	PCK	DP	Runs For	R/Start	Team Rec.
Clay Bauer	1	0	.000	30	1.2	0-0	.000	0	0	7	7.0	1-0
Matt Boyd	18	15	.833	109	7.1	2-13	.153	2	6	84	4.7	13-5
Dan Child	9	2	.222	67	4.1	0-3	.000	0	6	45	5.0	7-2
Dylan Davis	1	0	.000	28	1.0	0-0	.000	0	0	5	5.0	1-0
Andrew Moore	18	12	.667	95	7.2	5-11	.454	2	16	99	5.5	14-4
Taylor Starr	2	0	.000	71	3.2	1-1	1.000	0	0	9	4.5	1-1
Ben Wetzler	16	10	.625	90	6.1	6-13	.462	0	11	109	6.8	15-1

*Note: Stats are for starts only*

Oregon State Bullpen (Relief Appearances Only)												
Reliever	LAST APP (Dec.)	IP	H	R	ER	BB	SO	SV/OPP	HD/OPP	1st AB		
										RET/FACED	RI/S	PCT
Matt Boyd	6/15 vs. M-State (L)	1.0	2	1	1	0	1	1/2	0/0	1/2	2/1	.500
Cole Brocker	5/26 vs. WSU	0.0	0	0	0	0	0	0/0	2/2	7/14	15/6	.400
Tony Bryant	5/24 vs. WSU	0.0	2	2	1	0	0	1/1	4/4	17/21	24/7	.291
Dan Child	6/8 vs. Kansas State	0.0	2	2	2	1	0	0/0	0/0	1/3	5/2	.400
Dylan Davis	3/28 vs. San Diego	1.0	2	1	1	1	1	0/0	0/0	0/1	0/0	.000
Max Engelbrekt	6/8 vs. Kansas State	0.1	0	0	0	2	1	5/5	4/4	13/22	29/8	.276
Jace Fry	6/21 vs. M-State	3.1	2	0	0	0	0	0/1	0/0	5/6	10/2	.200
Brandon Jackson	5/26 vs. WSU	0.2	0	0	0	0	0	1/1	1/1	13/19	17/2	.117
Andrew Moore	3/29 vs. San Diego (S)	4.0	2	0	0	1	2	1/1	0/0	1/1	1/0	.000
Tyler Painton	5/24 vs. WSU	0.0	2	2	2	0	0	0/0	1/1	8/11	13/2	.154
Zack Reser	4/20 vs. Washington	0.0	1	1	1	2	0	0/0	0/0	4/7	7/5	.714
Scott Schultz	6/17 vs. Louisville	2.2	4	1	1	0	2	10/12	1/1	16/27	28/10	.357
Taylor Starr	6/8 vs. Kansas State	0.2	1	0	0	1	0	0/0	0/0	4/8	14/6	.429

	W-L	ERA	IP	H	R	ER	BB	SO
Starters	39-7	2.20	401.0	307	125	98	111	307
Relievers	13-6	2.47	186.0	147	71	51	61	140

Oregon State Bullpen By Month								
Month	W-L	ERA	SV/OPP	IP	H	ER	BB	SO
February	2-0	0.00	3/3	30.0	11	0	8	15
March	6-1	2.12	8/8	68.0	59	16	21	63
April	2-2	3.05	4/5	41.1	33	14	16	26
May	3-1	3.81	2/3	33.0	25	14	13	29
June	0-2	4.50	2/4	14.0	17	7	4	7

Oregon State Bullpen By Location								
Location	W-L	ERA	SV/OPP	IP	H	ER	BB	SO
Home	8-3	2.56	10/12	84.1	71	24	27	69
Road	3-2	3.03	7/8	68.1	56	23	26	47
Neutral	2-1	1.09	2/3	33.0	18	4	9	24

Oregon State Staff By Series/Opponent								
Team	W-L	ERA	IP	H	ER	BB	SO	
Palm Springs	4-0	1.75	36.0	24	7	14	26	
San Diego State	4-0	0.50	36.0	21	2	5	21	
Bryant	4-0	0.24	37.0	21	1	7	38	
Texas State	3-0	2.67	27.0	21	8	7	28	
San Francisco	1-1	3.50	18.0	20	7	5	9	
Arizona	3-0	2.33	27.0	23	7	8	19	
Arizona State	2-1	2.00	27.0	19	6	15	16	
San Diego	1-2	3.96	25.0	24	11	15	20	
Portland	3-0	2.00	27.0	19	6	6	25	
UCLA	2-1	1.04	26.0	17	3	10	17	
Oregon	2-2	2.57	35.0	22	10	10	23	
Utah	3-0	1.33	27.0	12	4	8	24	
Washington	1-2	5.04	25.0	30	14	7	12	
Seattle	1-0	1.29	14.0	10	2	6	11	
USC	3-0	1.33	27.0	17	4	2	18	
California	3-0	1.33	27.0	18	4	4	26	
Stanford	3-0	3.00	27.0	23	9	8	19	
Washington State	2-1	4.34	29.0	32	14	5	26	
NCAA Regional	3-0	1.67	27.0	15	5	10	27	
NCAA SR	2-1	3.85	28.0	30	12	14	20	
NCAA CWS	2-2	3.34	35.0	35	13	7	22	



	CONFERENCE			OVERALL			VS OSU
	W	L	PCT	W	L	PCT	W-L
<b>Oregon State</b> % ^ # @	<b>24</b>	<b>6</b>	<b>.800</b>	<b>52</b>	<b>13</b>	<b>.800</b>	-
Oregon ^	22	8	.733	48	16	.750	2-2
UCLA ^ # @ !	21	9	.700	49	17	.742	1-2
Arizona State ^	16	14	.533	37	22	.634	1-2
Stanford	16	14	.533	32	22	.593	0-3
Arizona	15	15	.500	34	21	.618	0-3
Washington	15	15	.500	24	32	.429	2-1
California	10	20	.333	23	31	.426	0-3
USC	10	20	.333	20	36	.357	0-3
Washington State	9	21	.300	23	32	.418	1-2
Utah	7	23	.233	21	31	.404	0-3



% - Pac-12 Champion • ^ - Regional Club # - Super Regional Club @ - College World Series Club; ! - National Champion

**2013 All-Pac-12 Team**

**Player of the Year: Michael Conforto, Oregon State**  
**Pitcher of the Year: David Berg, UCLA**  
**Freshman of the Year: Andrew Moore, Oregon State**  
**Defensive Player of the Year: Pat Valaika, UCLA**  
**Coach of the Year: Pat Casey, Oregon State**

Name	Pos.	Yr.	School
Mark Appel (2)	RHP	Sr.	Stanford
J.J. Altobelli	SS	Sr.	Oregon
Michael Benjamin	3B	Jr.	Arizona State
David Berg (2)	RHP	So.	UCLA
<b>Matt Boyd</b>	<b>LHP</b>	<b>Sr.</b>	<b>Oregon State</b>
Kasey Coffman	OF	Jr.	Arizona State
<b>Michael Conforto (2)</b>	<b>OF</b>	<b>So.</b>	<b>Oregon State</b>
<b>Dylan Davis</b>	<b>OF</b>	<b>So.</b>	<b>Oregon State</b>
Brandon Dixon	3B	Jr.	Arizona
Johnny Field (2)	OF	Jr.	Arizona
Ryon Healy	1B	Jr.	Oregon
Ryan Kellogg	LHP	Fr.	Arizona State
<b>Andrew Moore</b>	<b>RHP</b>	<b>Fr.</b>	<b>Oregon State</b>
Andrew Knapp	C	Jr.	California
Kevin Newman	SS	Fr.	Arizona
Adam Plutko (3)	RHP	Jr.	UCLA
Brian Ragira	1B	Jr.	Stanford
Justin Ringo	DH	Sr.	Stanford
<b>Jake Rodriguez</b>	<b>C</b>	<b>Jr.</b>	<b>Oregon State</b>
Jimmie Sherfy (2)	RHP	Jr.	Oregon
<b>Tyler Smith (2)</b>	<b>SS</b>	<b>Sr.</b>	<b>Oregon State</b>
Tommy Thorpe	LHP	So.	Oregon
Pat Valaika	SS	Jr.	UCLA
Nick Vander Tuig	RHP	Jr.	UCLA
<b>Ben Wetzler</b>	<b>LHP</b>	<b>Jr.</b>	<b>Oregon State</b>

(2) - Two-time All-Conference selection  
 (3) - Three-time All-Conference selection

**Honorable Mention:** Trever Allen (ASU, So., OF); Ryan Burr (ASU, Fr., RHP); Michael Camporeale (WASH, Sr., OF/DH); Brian Carroll (UCLA, Jr., OF); Danny Diekroeger (STAN, Jr., 2B); Trent Gilbert (ARIZ, So., 2B); Cole Irvin (ORE, Fr., LHP); Kevin Kramer (UCLA, So., 3B); Adam Landecker (USC, Sr., 2B); Jason Monda (WSU, Jr., OF/RP); **Andy Peterson (OSU, Jr., 2B)**; Jayce Ray (WASH, Sr., OF); Max Rossiter (ASU, Sr., C); **Scott Schultz (OSU, Jr., RHP)**; Collin Slaybaugh (WSU, Jr., C); Garrett Stubbs (USC, So., C); Brett Thomas (ORE, Jr., OF); Austin Voth (WASH, Jr., RHP); Mitch Watrous (UTAH, So., RHP); Greg Zebrack (USC, Sr., OF).

**2013 Pac-12 Weekly Honors**

**Players Of The Week**

February 19 - Ryon Healy, Oregon  
 February 26 - Trever Allen, Arizona State  
**March 5 - Michael Conforto, Oregon State**  
**March 12 - Tyler Smith, Oregon State**  
**March 19 - Michael Conforto, Oregon State**  
 March 26 - Dallas Carroll, Utah  
 April 1 - Trent Gilbert, Arizona  
 April 8 - RJ Ybarra, Arizona State  
 April 15 - Scott Heineman, Oregon  
 April 22 - Brian Ragira, Stanford  
 April 29 - Ryon Healy, Oregon  
 May 6 - Mitchell Tolman, Oregon  
 May 13 - Greg Zebrack, USC  
 May 20 - Michael Benjamin, Arizona State  
 May 27 - Kevin Newman, Arizona

**Pitchers Of The Week**

February 19 - James Farris, Arizona  
**February 26 - Matt Boyd, Oregon State**  
 March 5 - Mark Appel, Stanford  
 March 12 - Trevor Williams, Arizona State  
**March 9 - Matt Boyd, Oregon State**  
 March 26 - Ryan Kellogg, Arizona State  
 April 1 - Cole Irvin, Oregon  
 March 8 - Scott Simon, Washington State  
 March 15 - Sean Silva, USC  
 March 22 - David Berg, UCLA  
 March 29 - Nick Vander Tuig, UCLA  
 March 6 - Mark Appel, Stanford  
 March 13 - Cole Irvin, Oregon  
**March 20 - Andrew Moore, Oregon State**  
 March 27 - Mark Appel, Stanford







## Individual hitting

### Batting Average

Season ..... 423, Randy Duke, 1987  
 Career ..... .379, Jay Dean, 1952-55

### At Bats

Game ..... 9, Mel Cuckovich  
 1972 vs. Washington  
 Doug Miller, 1972 vs. Washington  
 Season ..... 278, Darwin Barney, 2007  
 Career ..... 765, Darwin Barney, 2005-07

### Runs

Game ..... 6, Bobby Buob, 1954 vs. Wash.  
 Jim Ruggles, 1954 vs. Wash.  
 Ken Bowen, 1985 vs. Chico State  
 Season ..... 83, Cole Gillespie, 2006  
 Career ..... 168, Jacoby Ellsbury, 2003-05

### Hits

Game ..... 5, multiple times  
 Season ..... 99, Jacoby Ellsbury, 2005  
 Career ..... 238, Darwin Barney, 2005-07

### Doubles

Game ..... 3, multiple times  
 Season ..... 25, Cole Gillespie, 2006  
 Career ..... 49, Chris Biles, 2000-2003

### Triples

Game ..... 2, multiple times  
 Season ..... 7, Abino Vazquez, 1997  
 Career ..... 13, Todd Thomas, 1980-83

### Home Runs

Game ..... 3, Andy Jarvis, 2001 vs. Wash. St.  
 Season ..... 21, Jim Wilson, 1982  
 Career ..... 34, Joe Gerber, 1997-2000  
 34, Andy Jarvis, 2000-2003

### Runs Batted In

Game 9, Ken Bowen, 1985 vs. Chico State  
 Season ..... 67, Joe Gerber, 2000  
 Career ..... 173, Andy Jarvis, 2000-03

### Total Bases

Game ..... 14, Jim Wilson  
 1982 vs. Washington State.  
 Season ..... 163, Cole Gillespie, 2006  
 Career ..... 382, Andy Jarvis, 2000-03

### Slugging Percentage

Season ..... .829, Jim Wilson, 1982  
 Career ..... .640, Jim Wilson, 1980-82

### Stolen Bases

Game 4, Steve Lyons, 1979 vs. Ore. Tech  
 David Anderson, 1991 vs. Willamette  
 Season ..... 29, Dave Brundage, 1986  
 Career ..... 62, Todd Thomas, 1980-83

### Walks

Game ..... 5, Bob Beall, 1970 vs. UCLA

Jake Rodriguez, 2013 vs. Bryant  
 Season ..... 48, Rich Dodge, 1977  
 Career ..... 120, Ken Bowen, 1984-87

### Strikeouts

Game ..... 5, Zach Gordon  
 2001 vs. San Diego State  
 Season ..... 58, Troy Schader, 1999  
 Career ..... 151, Ryan Lipe, 1995-98

### Hit By Pitch

Game ..... 3, multiple times  
 Season ..... 14, Curtis Davis, 2001  
 14, Cole Gillespie, 2006  
 Career ..... 30, Ryan Lipe, 1995-98  
 30, Jacoby Ellsbury, 2003-05

## Individual pitching

### Wins

Season 14, Scott Christman, 1993 (14-1)  
 Andrew Moore, 2013 (14-2)  
 Career ..... 30, Ken Noble, 1975-78 (30-17)

### Losses

Season ..... 9, B.R. Cook, 1999 (6-9)  
 9, Thad Johnson, 2001 (6-9)  
 Career .. 18, Mason Smith, 1991-94 (22-18)

### Winning Percentage

Season ..... 1.000, Mark Newell, 1997 (8-0)  
 Career ..... .917, Leon Criner, 1959-61 (11-1)

### Saves

Season ..... 20, Kevin Gunderson, 2006  
 Career ..... 37, Kevin Gunderson, 2004-06

### Earned Run Average

Season ..... 1.07, Bill Oerding, 1960  
 Career ..... 1.79, Cecil Ira, 1961-63

### Strikeouts

Game .. 17, Mason Smith, 1994 vs. Portland  
 Season ..... 131, Jonah Nickerson, 2006  
 Career .... 299, Jonah Nickerson, 2004-06



Jonah Nickerson

### Walks

Season ..... 62, Jeff Reece, 1983  
 Career ..... 160, John Sipple, 1985-88

### Hits

Season ..... 137, Scott Nicholson, 2001  
 Career ..... 348, Mike Gorman, 1979-82

### Innings Pitched

Game ..... 16.0, Greg Jurgenson  
 1972 vs. Washington  
 Season ..... 136.2, Jonah Nickerson, 2006  
 Career ..... 348.2, Ken Noble, 1975-78

### Complete Games

Season ..... 12, Cecil Ira, 1962  
 Career ..... 28, Cecil Ira, 1961-63

### Shutouts

Season ..... 5, Cecil Ira, 1963  
 Career ..... 10, Cecil Ira, 1961-63

### Runs Allowed

Season ..... 90, Mark Newell, 1999  
 Career .. 229, Stephen Copeland, 2000-03

### Wild Pitches

Season ..... 15, Scott Christman, 1992  
 Career ..... 28, Kevin Hooker, 1991-95

### Hit Batters

Season ..... 32, Dallas Buck, 2005  
 Career ..... 74, Dallas Buck, 2004-06

## Individual fielding

### Errors

Game ..... 4, multiple times  
 Season ..... 30, Dave Backen, 1978  
 Career ..... 62, Ken Bowen, 1984-87

## Team hitting

### Batting Average

Season ..... .327, 1997

### At Bats

Game ..... 74, 1972 vs. Washington  
 Season ..... 2,264, 2006

### Runs

Game ..... 36, 1985 vs. Chico State (36-12)  
 Season ..... 504, 1997

### Hits

Game ..... 27, 1954 vs. Washington  
 Season ..... 684, 2006

### Doubles

Game ..... 10, 1979 vs. Puget Sound  
 ..... 10, 2003 vs. Portland  
 Season ..... 125, 2006

## 2006 & 2007 NATIONAL CHAMPIONS

5 College World Series Appearances: 1952, 2005, 2006, 2007, 2013 | 5 NCAA Super Regional Appearances: 2005, 2006, 2007, 2011, 2013

14 NCAA Regional Appearances: 1952, 1962, 1963, 1983, 1985, 1986, 2005, 2006, 2007, 2009, 2010, 2011, 2012, 2013



**Triples**

Game.....4, 1980 vs. Western Oregon  
4, 1994 vs. Maine  
1997 vs. Portland State  
Season .....31, 2006

**Home Runs**

Game.....7, 2000 vs. Portland  
7, 2001 vs. Washington  
Season .....60, 1998

**Runs Batted In**

Game.....34, 1985 vs. Chico State  
Season .....455, 1997

**Total Bases**

Season .....979, 2006

**Slugging Percentage**

Season .....497, 1997

**Stolen Bases**

Game.....10, many times  
Season .....101, 1986

**Walks**

Game.....22, 1985 vs. Chico State  
Season .....337, 1998

**Strikeouts**

Game.....18, 1941 vs. Idaho  
18, 1997 vs. Washington State  
18, 1972 vs. Washington  
18, 2010 vs. UCLA  
Season .....460, 1999

**Hit By Pitch**

Season .....80, 1997

**Hit Into Double Plays**

Season .....55, 2006

**Team pitching**

**Wins**

Season .....52, 2013 (52-13)

**Losses**

Season .....35, 1999 (19-35)

**Saves**

Season .....21, 2005; 2006

**Earned Run Average**

Season .....2.28, 2013

**Strikeouts**

Game.....18, 1941 vs. Idaho  
Season .....463, 2005

**Walks**

Season .....254, 1992



Darwin Barney

**Hits**

Season .....608, 1999

**Innings Pitched**

Game.....20.0, 1972 vs. Washington  
Season .....587.0, 2013

**Complete Games**

Season .....24, 1994

**Shutouts**

Season .....8, 1976, 1993, 2006

**Runs Allowed**

Game.....26, 1973 vs. Wash. State (6-26)  
Season .....446, 1999

**Wild Pitches**

Season .....66, 1999

**Hit Batters**

Season .....76, 2004

**Team fielding**

**Errors**

Season .....101, 1977

**Double Plays**

Season .....68, 1987

**Fielding Percentage**

Season .....977, 2007, 2009

**Miscellaneous**

Longest Hitting Streak.....31 games  
Jeff Brauning, 1989  
Most Consecutive Shutout IP  
45 Ken Forsch, 1968  
Most Consecutive Wins: .....14,  
Scott Christman, 1993  
Longest Game .....20 innings, 1972  
vs. Washington; Washington 2, OSU 1

Most Runs, Both Teams .....48, 1985  
vs. Chico State; OSU 36, Chico State 12  
Most Home Runs, One Inning, Team 4,  
1966 vs. Oregon, 2003 vs. California  
Most Runs, One Inning, Team.....  
16 (1st inning), 1997 vs. Portland  
Longest Winning Streak, Team 18 games,  
1951, 1962.  
Longest Losing Streak, Team 9 games,  
1966  
Most Wins, Regular Season.....41, 2005.  
Largest Margin Of Victory.....30 runs,  
OSU 33, Portland 3, 1997.  
Largest Margin of Defeat .....20 runs.  
Washington State 26, OSU 6, 1973  
Largest Goss Stadium Crowd .....4,600  
June 7, 1952  
Largest post-1999 renovation crowd  
3,602, June 9, 2013  
Largest Crowd, Any Site .....30,335,  
June 21, 2006

**Pac-12 records**

**Runs Batted In**

Team, Game.....34  
1985 vs. Chico State.

**Doubles**

Team, Game.....10, 1979 vs. Puget Sound  
10, 2003 vs. Portland

**Home Runs**

Team, Inning.....4, 1966 vs. Oregon  
2003 vs. California

**Walks**

Individual, Game .....5, Bob Beall  
1970 vs. UCLA  
5, Jake Rodriguez, 2013 vs. Bryant

**Shutouts**

Individual, Season.....5, Cecil Ira, 1963  
Individual, Career .....10, Cecil Ira, 1961-63

Longest Game .....20 innings  
1972 vs. Washington

**NCAA Leaders**

**Stolen Bases**

Individual, Per Game .Kim Bradshaw, 1959  
0.93 (26 stolen bases in 28 games)

**Saves**

Individual .....Kevin Gunderson, 2006, 20

**Double Plays**

Team, Per Game.....1987, 1.48  
(68 double plays in 48 games)



**Batting average**  
(minimum 260 at-bats)

- Jay Dean, 1952-55 ..... .379
- A.J. Marquardt, 1993-94 ..... .373
- Jacoby Ellsbury, 2003-05 ..... .365
- Joe Gerber, 1997-2000 ..... .362  
Brian Barden, 2000-02 ..... .362
- Ben Bertrand, 1996-98 ..... .358
- Dan Cunningham, 1971-73 ..... .354
- Chris Biles, 2000-03 ..... .353
- Dave Brundage, 1984-86 ..... .350  
Mike Leone, 1996-97 ..... .350

**At-bats**

- Darwin Barney, 2006-07 ..... 765
- Andy Jarvis, 2000-03 ..... 725
- Tyler Smith, 2010-13 ..... 696
- Shea McFeely, 2004-06 ..... 653
- Jon Yonemitsu, 1990-93 ..... 648
- Jacoby Ellsbury, 2003-05 ..... 646
- Ken Bowen, 1984-87 ..... 643
- Brian Barden, 2000-02 ..... 639
- Mitch Canham, 2004-07 ..... 617
- Aaron Anderson, 1988-92 ..... 613

**Hits**

- Darwin Barney, 2005-07 ..... 238
- Jacoby Ellsbury, 2003-05 ..... 236
- Andy Jarvis, 2000-03 ..... 232
- Brian Barden, 2000-02 ..... 231
- Ken Bowen, 1984-87 ..... 206
- Tyler Smith, 2010-13 ..... 203
- Joe Gerber, 1997-2000 ..... 201
- Chris Biles, 2000-03 ..... 199
- Shea McFeely, 2004-06 ..... 198
- Mitch Canham, 2004-07 ..... 194

**Runs**


- Jacoby Ellsbury, 2003-05 ..... 168
- Darwin Barney, 2005-07 ..... 152
- Ken Bowen, 1984-87 ..... 150
- Todd Thomas, 1980-83 ..... 148  
Brian Barden, 2000-02 ..... 148
- Shea McFeely, 2004-06 ..... 142
- Andy Jarvis, 2000-03 ..... 141
- Drew Hedges, 1997-2000 ..... 139
- Tyler Smith, 2010-13 ..... 136
- Mitch Canham, 2004-07 ..... 134  
Ryan Lipe, 1995-98 ..... 134  
Joe Gerber, 1997-2000 ..... 134

**Doubles**

- Chris Biles, 2000-03 ..... 49
- Danny Hayes, 2010-13 ..... 45
- Joe Gerber, 1997-2000 ..... 44
- Josh Carter, 1999-2001 ..... 42  
Andy Jarvis, 2000-03 ..... 42
- Darwin Barney, 2005-07 ..... 40
- Brian Barden, 2000-02 ..... 39
- Seth Pietsch, 2001-03 ..... 38  
Chris Kunda, 2003-06 ..... 38
- Drew Hedges, 1997-2000 ..... 37  
Jacoby Ellsbury, 2003-05 ..... 37

**Triples**

- Todd Thomas, 1980-83 ..... 13
- Chuck Fisk, 1952-55 ..... 10
- Seth Pietsch, 2001-03 ..... 10
- Jeff Doyle, 1975-77 ..... 9  
Eric Stark, 1998-2001 ..... 9  
Aaron Mathews, 2002-04 ..... 9
- Dave Backen, 1978-81 ..... 8  
Dave Schoppe, 1988-91 ..... 8  
Abino Vazquez, 1996-97 ..... 8  
Jacoby Ellsbury, 2003-05 ..... 8  
Shea McFeely, 2004-06 ..... 8  
Cole Gillespie, 2004-06 ..... 8  
Darwin Barney, 2005-07 ..... 8



Tyler Smith

**Home runs**

- Joe Gerber, 1997-2000 ..... 34  
Andy Jarvis, 2000-03 ..... 34
- Al Hunsinger, 1980-81 ..... 28
- Bob McNair, 1978-80 ..... 27  
Jim Wilson, 1980-82 ..... 27
- Matt Bailie, 1995-98 ..... 25  
Brian Barden, 2000-02 ..... 25  
Mitch Canham, 2004-07 ..... 25
- Michael Conforto, 2012-13 ..... 24
- Seth Pietsch, 2001-03 ..... 22

**Runs batted in**

- Andy Jarvis, 2000-03 ..... 173
- Joe Gerber, 1997-2000 ..... 169
- Brian Barden, 2000-02 ..... 154
- Mitch Canham, 2004-07 ..... 152
- Matt Bailie, 1995-98 ..... 144
- Darwin Barney, 2005-07 ..... 136
- Ken Bowen, 1984-87 ..... 131
- Bob McNair, 1978-80 ..... 130  
Shea McFeely, 2004-06 ..... 130
- Ryan Lipe, 1995-98 ..... 126

**Walks**

- Ken Bowen, 1984-87 ..... 120  
Danny Hayes, 2010-13 ..... 120
- Mickey Riley, 1980-83 ..... 118
- Rich Dodge, 1974-77 ..... 111
- Shea McFeely, 2004-06 ..... 107
- Matt Bailie, 1995-98 ..... 106
- Dave Backen, 1978-81 ..... 103
- Joe Gerber, 1997-2000 ..... 102
- Steve Lyons, 1979-81 ..... 101  
Todd Thomas, 1980-83 ..... 101

**Total bases**

- Andy Jarvis, 2000-03 ..... 382
- Brian Barden, 2000-02 ..... 355
- Joe Gerber, 1997-2000 ..... 347
- Jacoby Ellsbury, 2003-05 ..... 337
- Chris Biles, 2000-03 ..... 318
- Mitch Canham, 2004-07 ..... 316
- Darwin Barney, 2005-07 ..... 311
- Ken Bowen, 1984-87 ..... 303
- Shea McFeely, 2004-06 ..... 292
- Bob McNair, 1978-80 ..... 285

**Slugging percentage**  
(minimum 260 at-bats)

- Jim Wilson, 1980-82 ..... .640
- Al Hunsinger, 1980-81 ..... .639
- Ben Bertrand, 1996-98 ..... .631
- Joe Gerber, 1997-2000 ..... .625
- Cole Gillespie, 2004-06 ..... .579
- A.J. Marquardt, 1993-94 ..... .578
- Steve Wakeland, 1995-96 ..... .569
- Chris Biles, 2000-03 ..... .564
- Michael Conforto, 2010-13 ..... .561
- Mike Leone, 1996-97 ..... .555  
Brian Barden, 2000-02 ..... .555

**Stolen bases**

- Todd Thomas, 1980-83 ..... 62
- Jacoby Ellsbury, 2003-05 ..... 60
- Jeff Doyle, 1975-77 ..... 54
- Steve Lyons, 1979-81 ..... 46
- Kim Bradshaw, 1957-59 ..... 44
- Steve Smith, 1981-83 ..... 41
- Rich Dodge, 1974-77 ..... 40
- R.A. Neitzel, 1988-90 ..... 39  
Tyler Graham, 2003-06 ..... 39
- Bryan Ganter, 1984-87 ..... 36  
Darwin Barney, 2005-07 ..... 36

**Wins**

- Ken Noble, 1975-78 ..... 30
- Mike Gorman, 1979-82 ..... 28  
John Sipple, 1984-86 ..... 28  
Jeff Post, 1989-92 ..... 28  
Dallas Buck, 2004-06 ..... 28
- Cecil Ira, 1961-63 ..... 27
- Jonah Nickerson, 2004-06 ..... 26
- Scott Anderson, 81-84 ..... 25  
Sam Gaviglio, 2009-11 ..... 25
- Andrew Checketts, 96-98 ..... 24  
Mike Stutes, 2006-08 ..... 24  
Ben Wetzler, 2011-13 ..... 24

**Winning percentage**  
(minimum 10 wins)

- Daniel Turpen, 2005-07 ..... .933 (14-1)
- Leon Criner, 1959-61 ..... .917 (11-1)
- Andrew Moore, 2013 ..... .875 (14-2)
- Matt Boyd, 2010-12 ..... .815 (22-5)
- Ben Wetzler, 2011-13 ..... .800 (24-6)
- Andrew Checketts, 1996-98 .774 (24-7)
- Mike Thurman, 1991-94 ..... .773 (17-5)
- Jeff Reece, 1981-83 ..... .769 (20-6)  
Kyle Dunning, 1980-81 ..... .769 (10-3)
- Sam Gaviglio, 2009-11 ..... .757 (25-8)

**Saves**

- Kevin Gunderson, 2004-06 ..... 37
- Kevin Rhoderick, 2008-10 ..... 25
- Tony Bryant, 2010-13 ..... 22
- Scott Schultz, 2011-13 ..... 13
- Jared Sanders, 2002-04 ..... 12  
Eddie Kunz, 2005-07 ..... 12
- Mike Boire, 1996-98 ..... 11
- Jim Grove, 1979-82 ..... 9
- Matt Boyd, 2010-13 ..... 8
- Dallas Buck, 2004-06 ..... 7

**Earned run average**  
(minimum 120 innings pitched)

- Cecil Ira, 1961-63 ..... 1.79  
Andrew Moore, 2013 ..... 1.79
- Steve Clark, 1962-64 ..... 1.92
- Ken Forsch, 1967-68 ..... 2.12
- Matt Boyd, 2010-12 ..... 2.13
- Scott Anderson, 1981-84 ..... 2.15
- Pat Barry, 1975-78 ..... 2.53
- Bill Oerding, 1959-61 ..... 2.58
- Mark Niles, 1979-80 ..... 2.59
- Bailey Brem, 1952-54 ..... 2.61

**Strikeouts**

- Jonah Nickerson, 2004-06 ..... 299
- Mike Stutes, 2006-08 ..... 287
- Dallas Buck, 2004-06 ..... 272
- Mason Smith, 1991-94 ..... 267
- John Sipple, 1984-88 ..... 263
- Scott Anderson, 1981-84 ..... 258
- Scott Christman, 1991-93 ..... 249
- Mike Gorman, 1979-82 ..... 237
- Cecil Ira, 1961-63 ..... 227
- Sam Gaviglio, 2009-11 ..... 216  
Matt Boyd, 2010-13 ..... 216

**Innings pitched**


- Ken Noble, 1975-78 ..... 348.2
- Mike Gorman, 1979-82 ..... 337.2
- Mason Smith, 1991-94 ..... 330.2
- Dallas Buck, 2004-06 ..... 326.2
- Scott Anderson, 1981-84 ..... 325.2
- Jeff Otis, 1986-90 ..... 306.0
- Mike Stutes, 2006-08 ..... 302.0
- Jonah Nickerson, 2004-06 292.2
- Jeff Post, 1989-92 ..... 286.0
- Cecil Ira, 1961-63 ..... 281.0

**Complete games**

- Cecil Ira, 1961-63 ..... 28
- Mason Smith, 1991-94 ..... 22
- Norb Wellman, 1952-54 ..... 21
- Scott Anderson, 1981-84 ..... 19
- Ken Noble, 1975-78 ..... 18  
John Sipple, 1984-88 ..... 18
- Mike Gorman, 1979-82 ..... 17
- Gail Meier, 1973-76 ..... 16
- Jonah Nickerson, 2000-01 ..... 15
- Jeff Otis, 1986-89 ..... 14  
Scott Christman, 1991-93 ..... 14

**Shutouts**

- Cecil Ira, 1961-63 ..... 10
- John Sipple, 1984-88 ..... 7
- Jeff Post, 1989-92 ..... 5
- Ken Noble, 1975-78 ..... 4  
Scott Christman, 1991-93 ..... 4  
Mason Smith, 1991-94 ..... 4
- Bill Oerding, 1959-61 ..... 3  
Jeff Otis, 1986-89 ..... 3  
Mike Thurman, 1992-94 ..... 3  
Scott Nicholson, 2000-01 ..... 3  
Sam Gaviglio, 2009-11 ..... 3  
Matt Boyd, 2010-13 ..... 3  
Andrew Moore, 2013 ..... 3



Ben Wetzler





**Batting average**

- (minimum 120 at-bats)
- 1. Randy Duke, 1987 .....423
- 2. Dwane Helbig, 1952.....411
- 3. Jacoby Ellsbury, 2005 .....406
- 4. Dan Cunningham, 1971 .....405
- 5. Ken Bowen, 1987 .....404
- 6. Jason Stranberg, 1997.....397
- 7. Chris Biles, 2001.....395
- 8. Curtis Davis, 2001.....390
- 9. Andy Jenkins, 2005 .....388
- 10. Joe Gerber, 1999 .....387

**At-bats**

- 1. Darwin Barney, 2007 .....278
- 2. Darwin Barney, 2006.....261
- 3. Shea McFeely, 2006 .....260
- 4. Dylan Davis, 2013.....257
- 5. Michael Conforto, 2013.....247
- 6. Mike Lissman, 2007.....246
- Andy Peterson, 2013.....246
- 8. Jacoby Ellsbury, 2005 .....244
- 9. Brian Barden, 2002.....232
- 10. Mitch Canham, 2007 .....227
- Aaron Mathews, 2004 .....227

**Hits**

- 1. Jacoby Ellsbury, 2005 .....99
- 2. Cole Gillespie, 2006 .....87
- 3. Darwin Barney, 2006.....86
- Dylan Davis, 2013.....86
- 5. Darwin Barney, 2007 .....84
- 6. Brian Barden, 2001.....83
- 7. Andy Peterson, 2013.....82
- 8. Brian Barden, 2002.....81
- Andy Jenkins, 2005 .....81
- Michael Conforto, 2013.....81

**Runs**

- 1. Cole Gillespie, 2006 .....83
- 2. Jason Stranberg, 1997.....67
- 3. Chris Hopkins, 2007 .....57
- 4. Jacoby Ellsbury, 2003 .....56
- Jacoby Ellsbury, 2004 .....56
- Jacoby Ellsbury, 2005 .....56
- 7. Ryan Ortiz, 2009.....55
- Dave Brundage, 1986 .....55
- 9. Darwin Barney, 2007 .....53
- Darwin Barney, 2006.....53

**Doubles**

- 1. Cole Gillespie, 2006 .....25
- 2. Seth Pietsch, 2002.....24
- Tony Calderon, 2003.....24
- 4. Chris Biles, 2003.....23
- 5. Bill Rowe, 2006.....22
- Dylan Davis, 2013.....22
- 7. Darwin Barney, 2007 .....20
- 8. A.J. Marquardt, 1993.....19
- Joe Gerber, 2000.....19
- Jacoby Ellsbury, 2005 .....19
- Ryan Dunn, 2012 .....19

**Triples**

- 1. Abino Vazquez, 1997 .....7
- 2. Jeff Doyle, 1977.....6
- Todd Thomas, 1983 .....6
- Seth Pietsch, 2002 .....6
- Aaron Mathews, 2004 .....6
- Shea McFeely, 2006 .....6
- 7. Twink Pederson, 1956 .....5
- Lute Barnes, 1968.....5
- Dave Backen, 1980 .....5
- David Anderson, 1992 .....5
- Mitch Canham, 2006.....5
- Cole Gillespie, 2006 .....5



Dylan Davis

**Home runs**

- 1. Jim Wilson, 1982 .....21
- 2. Al Hunsinger, 1981.....15
- 3. Bob McNair, 1980 .....14
- 4. Al Hunsinger, 1980 .....13
- Joe Gerber, 1999 .....13
- Cole Gillespie, 2006 .....13
- Stefen Romero, 2010.....13
- Michael Conforto, 2012.....13
- 9. Steve Smith, 1983 .....12
- David Schmidt, 1996 .....12
- Andy Jarvis, 2001.....12
- Seth Pietsch, 2003 .....12

**Runs batted in**

- 1. Michael Conforto, 2012.....76
- 2. Joe Gerber, 2000 .....67
- 3. Jim Wilson, 1982 .....62
- Rob Colley, 1998 .....62
- 5. Mike Lissman, 2007.....61
- Dylan Davis, 2013.....61
- 7. Mitch Canham, 2007 .....59
- Bob McNair, 1980 .....59
- 9. Joe Gerber, 1999 .....57
- Cole Gillespie, 2006 .....57

**Walks**

- 1. Rich Dodge, 1977 .....48
- 2. Ben Johnson, 1989.....47
- 3. Cole Gillespie, 2006.....46
- 4. Jeff Doyle, 1976 .....45
- 5. Darwin Barney, 2006.....43
- 6. Lance Rice, 1988.....42
- 7. John Wallace, 2009 .....41
- Ben Bertrand, 1998 .....41
- Michael Conforto, 2013.....41
- 9. Adalberto Santos, 2009.....40
- Ken Bowen, 1986.....40
- Dave Brundage, 1986 .....40
- Troy Haugen, 1989.....40
- Joe Gerber, 2000.....40
- Shea McFeely, 2004 .....40

**Total bases**

- 1. Cole Gillespie, 2006 .....163
- 2. Jacoby Ellsbury, 2005 .....142
- 3. Seth Pietsch, 2003 .....133
- 4. Michael Conforto, 2012.....131
- 5. Michael Conforto, 2013.....130
- 6. Dylan Davis, 2013.....129
- 7. Joe Gerber, 1999 .....128
- 8. Jim Wilson, 1982 .....126
- Bill Rowe, 2006.....126
- Adalberto Santos, 2010.....126

**Slugging percentage**

- (minimum 120 at-bats)
- 1. Jim Wilson, 1982 .....829
- 2. Al Hunsinger, 1981.....717
- 3. Joe Gerber, 1998 .....713
- 4. Cole Gillespie, 2006 .....685
- 5. Joe Gerber, 1999 .....670
- 6. Ken Bowen, 1987 .....667
- 7. Bob McNair, 1980 .....660
- 8. Ben Bertrand, 1997.....647
- 9. Chris Wakeland, 1996.....643
- 10. Chris Newman, 1983 .....628

**Stolen bases**

- 1. Dave Brundage, 1986 .....29
- 2. Jeff Brauning, 1989.....28
- 3. Kim Bradshaw, 1957 .....26
- Jeff Doyle, 1977 .....26
- Jacoby Ellsbury, 2005 .....26
- 6. Steve Lyons, 1980.....25
- 7. Jeff Doyle, 1976 .....24
- 8. Scott Hardin, 1994 .....23
- 9. Todd Thomas, 1983 .....21
- Tyler Graham, 2005 .....21

**Wins**

- 1. Scott Christman, 1993 ..14 (14-1)
- Andrew Moore, 2013 .....14 (14-2)
- 3. Dallas Buck, 2006 .....13 (13-4)
- Jonah Nickerson, 2006 13 (13-3)
- 5. Sam Gaviglio, 2011 .....12 (12-3)
- Mike Stutes, 2007 .....12 (12-4)
- Dallas Buck, 2005 .....12 (12-1)
- 8. Cecil Ira, 1962 .....11 (11-3)
- Jeff Reece, 1983 .....11 (11-3)
- Mason Smith, 1994 .....11 (11-3)
- Andrew Checketts, 1998 .11 (11-1)
- Scott Nicholson, 2001 .....11 (11-2)
- Jake Postlewait, 2004 .....11 (11-3)
- Anton Maxwell, 2005.....11 (11-1)
- Matt Boyd, 2013.....11 (11-4)

**Winning percentage**

- (minimum 4 wins)
- 1. Mark Newell, 1997 .....1.000 (8-0)
- 2. Bill Oerding, 1960 .....1.000 (7-0)
- Jerry Johnson, 1970 .1.000 (7-0)
- 4. Steve Clark, 1962 .....1.000 (6-0)
- Jason Bronson, 1997 1.000 (6-0)
- 6. Tom Hobbs, 1964 .....1.000 (5-0)
- 7. Many players.....1.000 (4-0)

**Saves**

- 1. Kevin Gunderson, 2006.....20
- 2. Kevin Gunderson, 2005.....14
- 3. Eddie Kunz, 2007 .....12
- Kevin Rhoderick, 2008 .....12
- Tony Bryant, 2011 .....12
- 6. Scott Schultz, 2013.....10
- 7. Kevin Rhoderick, 2009 .....9
- Jared Sanders, 2002 .....9
- Tony Bryant, 2012 .....9
- 10. Mike Boire, 1997 .....8

**Earned run average**

- (minimum 40 innings pitched)
- 1. Bill Oerding, 1960 .....1.07
- 2. Cecil Ira, 1962 .....1.23
- 3. Ken Noble, 1976 .....1.26
- 4. Steve Clark, 1964 .....1.46
- 5. Tony Bryant, 2011 .....1.52
- 6. Jack Humphrey, 1967 .....1.53
- 7. Matt Boyd, 2011.....1.57
- 8. Scott Anderson, 1984.....1.66
- 9. Lou Tanselli, 1979.....1.75
- 10. Andrew Moore, 2013 .....1.79

**Strikeouts**

- 1. Jonah Nickerson, 2006.....131
- 2. Mike Stutes, 2007 .....129
- 3. Matt Boyd, 2013.....122
- 4. Ken Forsch, 1968.....121
- 5. Scott Christman, 1993 .....119
- 6. Dallas Buck, 2005 .....118
- 7. Sam Gaviglio, 2011 .....116
- 8. Mason Smith, 1994 .....115
- 9. Jonah Nickerson, 2005.....114
- 10. Chris Pine, 1998.....104

**Innings pitched**

- 1. Jonah Nickerson, 2006.....136.2
- 2. Mike Stutes, 2007 .....132.2
- Matt Boyd, 2013.....132.2
- 4. Andrew Moore, 2013 .....131.0
- 5. Scott Nicholson, 2001.....130.2
- 6. Joe Paterson, 2007 .....129.2
- 7. Dallas Buck, 2005 .....129.0
- 8. Dallas Buck, 2006 .....128.1
- 9. Thad Johnson, 2001 .....122.2
- 10. Mason Smith, 1994 .....120.2
- Sam Gaviglio, 2011 .....120.2

**Complete games**

- 1. Cecil Ira, 1962 .....12
- 2. Scott Anderson, 1984.....11
- Cecil Ira, 1963 .....11
- 4. Mason Smith, 1994 .....10
- Mike Thurman, 1994 .....10
- Scott Nicholson, 2001 .....10
- 6. Scott Christman, 1993 .....9
- Ken Noble, 1976 .....9
- Rod Scheckla, 1988.....9
- 9. Norb Wellman, 1953.....8
- Steve Clark, 1964 .....8

**Shutouts**

- 1. Cecil Ira, 1963 .....5
- 2. John Sipple, 1988 .....4
- Scott Christman, 1993 .....4
- 4. Bill Oerding, 1960 .....3
- Cecil Ira, 1962 .....3
- Ken Noble, 1976 .....3
- Jeff Otis, 1987 .....3
- Scott Nicholson, 2001 .....3
- Matt Boyd, 2013 .....3
- Andrew Moore, 2013 .....3



**Individual Season Leaders**

**Batting Average**

Year	Player	Division	Average
1949	Frank Roelandt	North	.508
1955	Jay Dean	North	.545
2005	Jacoby Ellsbury	Overall	.406

**Runs**

Year	Player	Division	Runs
2006	Cole Gillespie	Overall	83

**Hits**

Year	Player	Division	Hits
1986	Dave Brundage	North	74
1996	Ryan McDonald	North	71
2013	Dylan Davis	Overall	86

**Runs Batted In**

Year	Player	Division	RBI
1981	Al Hunsinger	North	54
1982	Jim Wilson	North	62
2012	Michael Conforto	Overall	76
2013	Dylan Davis	Overall	61

**Doubles**

Year	Player	Division	Doubles
1989	Jeff Brauning	North	18
1996	Chris Wakeland	North	17
2002	Seth Pietsch	Overall	22
2013	Dylan Davis	Overall	22

**Triples**

Year	Player	Division	Triples
1992	David Anderson	North	5
1997	Abino Vazquez	North	7

**Home Runs**

Year	Player	Division	Home Runs
1981	Al Hunsinger	North	15
1982	Jim Wilson	North	21
1993	Jim Champion	North	10
1996	David Schmidt	North	12
2012	Michael Conforto	Overall	13
2013	Michael Conforto	Overall	11

**Stolen Bases**

Year	Player	Division	Stolen Bases
1981	Todd Thomas	North	17
1986	Dave Brundage	North	29
1989	Jeff Brauning	North	28

**Walks**

Year	Player	Division	Walks
1982	Mickey Riley	North	36
2006	Cole Gillespie	Overall	46
2013	Michael Conforto	Overall	41

**Earned Run Average**

Year	Player	Division	ERA
1978	Pat Berry	North	2.25
1987	Jeff Otis	North	2.88
1988	John Sipple	North	1.82
1990	Jeff Post	North	1.96
1993	Scott Christman	North	2.20
1994	Mason Smith	North	2.40
1996	Chris Pine	North	2.77
1997	Mark Newell	North	2.12
1998	Andrew Checketts	North	3.77
2005	Dallas Buck	Overall	2.09

**Wins**

Year	Player	Division	Wins
1980	Kyle Dunning	North	8
1983	Jeff Reece	North	11
1985	John Sipple	North	10
1987	Jeff Otis	North	9
1993	Scott Christman	North	14
1994	Mason Smith	North	11
1996	Eric Lovinger	North	9

1998	Andrew Checketts	North	11
2005	Dallas Buck	Overall	12
2006	Dallas Buck	Overall	13
	Jonah Nickerson	Overall	13
2013	Andrew Moore	Overall	14

**Saves**

Year	Player	Division	Saves
1979	Bob Flynn	North	3
1981	Jim Grove	North	3
1997	Mike Boire	North	8
2002	Jared Sanders	Overall	9
2005	Kevin Gunderson	Overall	14
2006	Kevin Gunderson	Overall	20
2011	Tony Bryant	Overall	12

**Complete Games**

Year	Player	Division	Complete Games
1983	Jeff Reece	North	7
1984	Scott Anderson	North	11
1988	Rod Scheckla	North	9
1989	Jeff Otis	North	7
1993	Scott Christman	North	7
1994	Mike Thurman	North	10
	Mason Smith	North	10
1996	Eric Lovinger	North	5
1997	Mark Newell	North	3
	Andrew Checketts	North	3
1998	Andrew Checketts	North	6
2001	Scott Nicholson	North	10

**Innings Pitched**

Year	Player	Division	Innings Pitched
1982	Mike Gorman	North	92.0
1983	Jeff Reece	North	107.1
1984	Scott Anderson	North	108.1
1993	Scott Christman	North	110.2
1994	Mason Smith	North	120.2
1998	Andrew Checketts	North	86.0
2005	Dallas Buck	Overall	129.0
2006	Jonah Nickerson	Overall	136.2
2013	Matt Boyd	Overall	132.2

**Strikeouts**

Year	Player	Division	Strikeouts
1980	Mike Gorman	North	62
1982	Mike Gorman	North	84
1983	Jeff Reece	North	100
1984	Scott Anderson	North	98
1986	Dave Brundage	North	90
1989	Ken Nielson	North	94
1992	Scott Christman	North	98
1993	Scott Christman	North	119
1994	Mason Smith	North	115
1998	Chris Pine	North	104

**Team Season Leaders**

**Batting Average**

Year	Division/Overall	Average
1993	North	.311
1996	North	.306

**Runs**

Year	Division/Overall	Runs
2006	Overall	463

**Hits**

Year	Division/Overall	Hits
2006	Overall	684
2013	Overall	635

**Runs Batted In**

Year	Division/Overall	Runs Batted In
2006	Overall	412

**Doubles**

Year	Division/Overall	Doubles
2006	Overall	125

**Triples**

Year	Division/Overall	Triples
2002	Overall	27

**Home Runs**

Year	Division/Overall	Home Runs
1982	North	40
1995	North	42

**Stolen Bases**

Year	Division/Overall	Stolen Bases
1980	North	98
1986	North	101

**Walks**

Year	Division/Overall	Walks
1980	North	286
1986	North	316
1997	North	293
1998	North	337
2006	Overall	315
2007	Overall	328
2011	Overall	258
2012	Overall	263

**Earned Run Average**

Year	Division/Overall	ERA
1980	North	3.30
1986	North	3.51
1991	North	4.02
1994	North	3.37
1996	North	3.93
1997	North	4.10
2005	Overall	3.06
2006	Overall	3.41
2007	Overall	3.48
2013	Overall	2.28

**Wins**

Year	Division/Overall	Wins
1986	North	39
1996	North	32
2005	Overall	46
2006	Overall	50
2013	Overall	52

**Saves**

Year	Division/Overall	Saves
1978	North	7
1979	North	7
1980	North	9
1985	North	9
1997	North	11
2005	Overall	21
2006	Overall	21
2007	Overall	20
2011	Overall	19

**Complete Games**

Year	Division/Overall	Complete Games
1980	North	19
1991	North	17
1994	North	24
1996	North	10
1997	North	7
1998	North	8
2000	Overall	13
2001	Overall	17
2013	Overall	9

**Innings Pitched**

Year	Division/Overall	Innings Pitched
2006	Overall	585.1
2007	Overall	600.2

**Strikeouts**

Year	Division/Overall	Strikeouts
1986	North	339



Year	Batting Average	Avg.	At Bats	AB	Hits	H	Runs	R
1967	Darryl Summerfield	.304	Lute Barnes	143	Darryl Summerfield	42		
1968	Lute Barnes	.340	Lute Barnes	147	Lute Barnes	50		
1969	Bob Beall	.313	Paul Doupe	138	Bob Beall	42	Bob Beall	27
1970	Mike Naylor	.218	Curt Daniels	108	Dave Wiggins	32	Bob Beall	24
1971	Dan Cunningham	.405	Dave Hummel	139	Dan Cunningham	53	Dan Cunningham	27
1972	Dan Cunningham	.323	Mel Cuckovich	134	Dan Cunningham	43	Mel Cuckovich/Doug Miller	20
1973	Dan Cunningham	.336	Ken Bailey	138	Dan Cunningham/Ken Bailey	44	Mel Cuckovich	24
1974	Rich Dodge	.309	Ramon Gonzalez	145	Rich Dodge	42	Rich Dodge	29
1975	Tom Simas	.371	Ramon Gonzalez	158	Tom Simas	53	Gonzalez/Simas/Wilkins	33
1976	Pete Rowe	.338	Jeff Doyle/Rob Drahn	171	Pete Rowe	53	Jeff Doyle	44
1977	Jeff Doyle	.350	Jeff Doyle	183	Jeff Doyle	64	Jeff Doyle	49
1978	Jerry Miller	.364	Jerry Miller	187	Jerry Miller	68	Jerry Miller	36
1979	Jerry Yung	.302	Bob McNair	146	Dave Backen/Jerry Yung	38	Dave Backen	24
1980	Bob McNair	.356	Bob McNair	188	Bob McNair	67	Steve Lyons	45
1981	Al Hunsinger	.346	Al Hunsinger	159	Al Hunsinger	55	Al Hunsinger	49
1982	Mickey Riley	.374	Mickey Riley	163	Mickey Riley	61	Jim Wilson	49
1983	Todd Thomas	.368	Todd Thomas	185	Todd Thomas	68	Todd Thomas	48
1984	Bryan Ganter	.307	Chris Newman	137	Bryan Ganter	39	Bryan Ganter	25
1985	David Brundage	.370	Ken Bowen	193	David Brundage	67	Gary Hamilton	44
1986	David Brundage	.366	David Brundage	202	David Brundage	74	David Brundage	55
1987	Randy Duke	.423	Ken Bowen	171	Ken Bowen	69	Ken Bowen	50
1988	Jeff Brauning	.341	Jeff Brauning	176	Jeff Brauning	60	Jeff Brauning	49
1989	Ben Johnson	.342	Jeff Brauning	206	Jeff Brauning	70	Jeff Brauning/Scott Sanders	41
1990	R.A. Neitzel	.355	R.A. Neitzel	211	R.A. Neitzel	75	R.A. Neitzel	49
1991	Kevin Hooker	.328	Paul Sanders	168	Aaron Anderson	49	Dave Schoppe	36
1992	Jason Akina	.333	David Anderson	193	David Anderson	60	David Anderson	46
1993	A.J. Marquadt	.376	A.J. Marquadt	194	A.J. Marquadt	73	Jim Champion	42
1994	A.J. Marquadt	.367	Scott Hardin	205	Todd Black	60	Scott Hardin	38
1995	David Schmidt	.320	Scott Hardin	198	Scott Hardin/Pat Meiwes	53	Scott Hardin/Kevin Hooker	39
1996	Chris Wakeland	.368	Ryan McDonald	201	Ryan McDonald	71	Chris Wakeland	51
1997	Jason Stranberg	.397	Ryan Lipe	200	Ryan Lipe/Jason Stranberg	69	Jason Stranberg	67
1998	Joe Gerber	.377	Ben Bertrand	190	Ben Bertrand	67	Ben Bertrand	49
1999	Joe Gerber	.387	Troy Schader	211	Joe Gerber	74	Corrie Wilkie	46
2000	Drew Hedges	.371	Joe Gerber	210	Joe Gerber	74	Brian Barden	50
2001	Chris Biles	.395	Brian Barden	226	Brian Barden	83	Brian Barden	51
2002	Brian Barden	.349	Brian Barden	232	Brian Barden	81	Seth Pietsch	51
2003	Tony Calderon	.362	Seth Pietsch	224	Seth Pietsch	78	Jacoby Ellsbury	56
2004	Jacoby Ellsbury	.352	Aaron Matthews	227	Aaron Matthews	74	Jacoby Ellsbury	56
2005	Jacoby Ellsbury	.406	Jacoby Ellsbury	244	Jacoby Ellsbury	99	Jacoby Ellsbury	56
2006	Cole Gillespie	.374	Darwin Barney	261	Cole Gillespie	89	Cole Gillespie	83
2007	Mitch Canham	.326	Darwin Barney	278	Darwin Barney	84	Chris Hopkins	57
2008	Ryan Ortiz	.351	Jason Ogata	206	Ryan Ortiz	66	Daniel Robertson	44
2009	Ryan Ortiz	.352	Stefen Romero	223	Ryan Ortiz	76	Ryan Ortiz	55
2010	Adalberto Santos	.336	Adalberto Santos	217	Adalberto Santos	73	Adalberto Santos	48
2011	Jake Rodriguez	.320	Kavin Keyes	182	Kavin Keyes	55	Andrew Susac	31
2012	Michael Conforto	.349	Ryan Dunn	224	Michael Conforto	76	Tyler Smith	46
2013	Dylan Davis	.335	Dylan Davis	257	Dylan Davis	86	Andy Peterson	49

Year	Doubles	2B	Triples	3B	Home Runs	HR	Runs Batted In	RBI
1967	Daryl Summerfield	8	Steve Crow/Darryl Summerfield	3	Bill Bonser/Steve Renne	5	Tom Jones	25
1968	Rich/Summerfield	6	Lute Barnes	5	Darryl Summerfield	6	Tom Jones	23
1969	Bob Beall	9	Tom Shoup	4	Bob Beall	3	Bob Beall	22
1970	Dave Wiggins	7	Bob Beall/Jim Beall/Mike Keck	3	Bob Beall	4	Bob Beall	16
1971	Doug Miller	8	Mike Naylor	4	Mel Cuckovich/Dan Cunningham	2	Dave Hummel	23
1972	Dan Cunningham	7	5 Tied	2	Bruce Jackson/Doug Miller	2	Doug Miller	18
1973	Dan Cunningham	9	Larry Buehler/Dan Cunningham	2	Bruce Jackson	4	Bruce Jackson	25
1974	Rob Drahn/Bruce Jackson	7	R. Dodge/B. Martinez/R. Plante	2	Bill Martinez	4	Bill Martinez	24
1975	Rob Drahn/Tom Simas	8	Ramon Gonzalez	2	Bill Martinez	4	Bill Martinez	35
1976	Pete Rowe	12	Jeff Doyle	3	Steve Wilkins	6	Rob Drahn	40
1977	Jeff Doyle	12	Jeff Doyle	6	Rich Dodge	7	Pete Rowe	44
1978	Bob McNair	15	Jeff Boyd/Steve Rudolph	2	Bob McNair	10	Bob McNair	46
1979	Dave Gassaway	9	Bob McNair	4	D. Gassaway/S. Lyons/B. McNair	3	Steve Lyons	34
1980	Bob McNair	11	Dave Backen	5	Bob McNair	14	Bob McNair	59
1981	Mickey Riley	12	Todd Thomas	3	Al Hunsinger	15	Al Hunsinger	54
1982	Jim Wilson	10	Todd Thomas	4	Jim Wilson	21	Jim Wilson	62
1983	Mike Strutton/Todd Thomas	7	Todd Thomas	6	Steve Smith	12	Chris Newman/Steve Smith	37
1984	Chris Newman	8	Randy Duke	3	Chris Newman	5	Lindsey Johnson	21
1985	Ken Bowen/Quinn Williams	14	David Brundage	3	Gary Hamilton/Mel Mallinak	7	Ken Bowen	44
1986	David Brundage/Tim Lambert	12	D. Brundage/B. Ganter/T. Lambert	3	David Brundage	8	Keith Krafve	46
1987	Ken Bowen/Randy Duke	16	Randy Duke/Troy Haugen	2	Ken Bowen/Bryan Ganter	9	Ken Bowen	51
1988	Jeff Brauning	13	Troy Haugen	3	Jeff Brauning	6	Lance Rice	47





Year	Doubles	2B	Triples	3B	Home Runs	HR	Runs Batted In	RBI
1989	Jeff Brauning	18	Scott Sanders	4	Haugen/Sanders/Schoppe	3	Jeff Brauning/Brent Hahn	38
1990	Paul Sanders	15	Dave Schoppe	4	Larry Vladic	7	Larry Vladic	38
1991	Paul Sanders	11	Stacey Ayers/Dave Schoppe	3	Dave Schoppe	5	Aaron Anderson	37
1992	David Anderson	15	David Anderson	5	David Anderson	4	Jamie Burke	36
1993	A.J. Marquadt	19	Brent Watts	4	Jim Champion	10	A.J. Marquadt	40
1994	Marc Malloy/Brent Watts	17	Todd Black/Jim Champion	4	Marc Malloy	7	Marc Malloy	39
1995	Kevin Hooker/Pat Meiwes	12	Chris Wakeland	3	David Schmidt	8	Pat Meiwes	39
1996	Chris Wakeland	17	Chris Wakeland	3	David Schmidt	12	Chris Wakeland	49
1997	Mike Leone/Abino Vazquez	11	Abino Vazquez	7	Ben Bertrand	10	Ryan Lipe	54
1998	Ben Bertrand	14	Ben Bertrand/Rob Colley	2	Joe Gerber	11	Rob Colley	62
1999	Troy Schader	18	Eric Stark	3	Joe Gerber	13	Joe Gerber	57
2000	Joe Gerber	19	Drew Hedges	3	Zach Gordon	11	Joe Gerber	67
2001	Josh Carter	18	Eric Stark	4	Andy Jarvis	12	Brain Barden	55
2002	Seth Pietsch	24	Seth Pietsch	6	Andy Jarvis	11	Brian Barden	50
2003	Tony Calderon	24	Seth Pietsch	4	Seth Pietsch	12	Andy Jarvis	49
2004	Shea McFeely	14	Aaron Matthews	6	Mike Lissman/Aaron Matthews	8	Aaron Matthews	49
2005	Jacoby Ellsbury	19	Jacoby Ellsbury	3	Mitch Canham	8	Andy Jenkins	56
2006	Cole Gillespie	25	Shea McFeely	6	Cole Gillespie	13	Cole Gillespie	57
2007	Darwin Barney	20	John Wallace/Chris Hopkins	3	Canham/Lissman/Lennerton	10	Mike Lissman	61
2008	Ryan Ortiz	16	Lonnie Lechelt	4	Jordan Lennerton	6	Ryan Ortiz	55
2009	Stefen Romero	18	Joey Wong/Stefen Romero	3	Ryan Ortiz/Stefen Romero	5	Stefen Romero	51
2010	Santos/Folsom	15	Adalberto Santos	4	Stefen Romero	13	Stefen Romero	41
2011	Carter Bell/Parker Berberet	12	Andrew Susac	4	Andrew Susac/Parker Berberet	5	Parker Berberet	39
2012	Ryan Dunn	19	Smith/Matthews/Keyes	2	Michael Conforto	13	Michael Conforto	76
2013	Dylan Davis	22	Dylan Davis	3	Michael Conforto	11	Dylan Davis	61
Year	Walks	BB	Total Bases	TB	Slugging Percentage	Slg.	Stolen Bases	SB
1967			Darryl Summerfield	62	Darryl Summerfield	.449	Lute Barnes/Bob Kaiser	7
1968			Lute Barnes	63	Lute Barnes	.429	Lute Barnes	16
1969	Bob Beall	39	Bob Beall	64	Bob Beall	.478	Bob Beall	11
1970	Bob Beall	34	Dave Wiggins	46	Dave Wiggins	.474	Bob Beall	7
1971	Doug Miller	24	Dan Cunningham	66	Dan Cunningham	.503	Doug Miller	7
1972	Doug Miller	26	Dan Cunningham	52	Dan Cunningham	.391	Mel Cuckovich	6
1973	Ty Gorton	24	Dan Cunningham	57	Dan Cunningham	.435	Ken Bailey	10
1974	Rich Dodge	17	Bill Martinez	60	Bill Martinez	.420	Rich Dodge	10
1975	Steve Wikins	21	Ramon Gonzalez	65	Tom Simas	.447	Ramon Gonzalez	11
1976	Jeff Doyle	45	Pete Rowe	79	Pete Rowe	.503	Jeff Doyle	24
1977	Rich Dodge	48	Jeff Doyle	103	Jeff Doyle	.563	Jeff Doyle	26
1978	Rich Harper	29	Bob McNair	102	Bob McNair	.586	Jerry Miller/Steve Rudolph	6
1979	Steve Lyons	30	Bob McNair	53	Dave Backen	.386	Bob Webster	10
1980	Steve Lyons	36	Bob McNair	124	Bob McNair	.660	Steve Lyons	25
1981	Al Hunsinger	35	Al Hunsinger	114	Al Hunsinger	.717	Todd Thomas	17
1982	Mickey Riley	36	Jim Wilson	126	Jim Wilson	.829	Mickey Riley	19
1983	Mickey Riley	35	Steve Smith	97	Chris Newman	.628	Todd Thomas	21
1984	Fasel/Newman/Syverson	21	Chris Newman	63	Chris Newman	.460	Mike Strutton	14
1985	Ken Bowen/Quinn Williams	35	David Brundage	95	David Brundage	.525	Quinn Williams	13
1986	Ken Bowen/David Brundage	40	David Brundage	116	David Brundage	.574	David Brundage	29
1987	Ken Bowen	34	Ken Bowen	114	Ken Bowen	.667	Bryan Ganter	16
1988	Lance Rice	42	Jeff Brauning	93	Jeff Brauning	.528	Scott Sanders	14
1989	Ben Johnson	47	Jeff Brauning	97	Scott Sanders	.481	Jeff Brauning	28
1990	Paul Sanders	29	R.A. Neitzel	102	Larry Vladic	.500	R.A. Neitzel	20
1991	Dave Schoppe	30	Dave Schoppe	78	Dave Schoppe	.494	David Anderson	13
1992	Jason Akina	34	David Anderson	97	David Anderson	.503	David Anderson	19
1993	Jamie Burke	31	A.J. Marquadt	116	A.J. Marquadt	.598	Jon Yonemitsu	15
1994	Todd Black	28	Marc Malloy	95	A.J. Marquadt	.547	Scott Hardin	23
1995	Kevin Hooker	32	Pat Meiwes	86	David Schmidt	.547	Scott Hardin	12
1996	David Schmidt	30	Chris Wakeland	117	Chris Wakeland	.643	Ryan Hilts/Ryan McDonald	7
1997	Jason Stranberg	39	Ben Bertrand	110	Ben Bertrand	.647	Jason Stranberg	16
1998	Ben Bertrand	41	Ben Bertrand	115	Joe Gerber	.713	Jason Stranberg	16
1999	Drew Hedges	33	Joe Gerber	128	Joe Gerber	.670	Bryan Ingram/Eric Stark	6
2000	Joe Gerber	40	Joe Gerber	120	Drew Hedges	.600	Eric Stark	11
2001	Eric Stark	32	Brian Barden	122	Chris Biles	.605	Eric Stark	10
2002	Will Hudson	34	Brian Barden	125	Seth Pietsch	.605	Aaron Matthews	10
2003	Chris Kunda	32	Seth Pietsch	133	Seth Pietsch	.594	Jacoby Ellsbury	14
2004	Shea McFeely	40	Aaron Matthews	123	Mike Lissman	.568	Jacoby Ellsbury	20
2005	Jacoby Ellsbury	36	Jacoby Ellsbury	142	Jacoby Ellsbury	.582	Jacoby Ellsbury	26
2006	Cole Gillespie	46	Cole Gillespie	163	Cole Gillespie	.685	Darwin Barney	16
2007	Mitch Canham	39	Darwin Barney	123	Jordan Lennerton	.539	Chris Hopkins	17
2008	Ryan Ortiz	29	Ryan Ortiz	99	Lonnie Lechelt	.530	John Wallace	9
2009	John Wallace	41	Ryan Ortiz	110	Ryan Ortiz	.509	Adalberto Santos	15
2010	Adalberto Santos	36	Adalberto Santos	126	Stefen Romero	.603	Adalberto Santos	20

**2006 & 2007 NATIONAL CHAMPIONS**

**5 College World Series Appearances:** 1952, 2005, 2006, 2007, 2013 | **5 NCAA Super Regional Appearances:** 2005, 2006, 2007, 2011, 2013

**14 NCAA Regional Appearances:** 1952, 1962, 1963, 1983, 1985, 1986, 2005, 2006, 2007, 2009, 2010, 2011, 2012, 2013



# 2014 OREGON STATE BASEBALL

## YEARLY LEADERS

TWITTER.COM/BEAVER\_BASEBALL  
 INSTAGRAM.COM/BEAVERBASEBALL  
 FACEBOOK.COM/OREGONSTATEBASEBALL

Year	Walks	BB	Total Bases	TB	Slugging Percentage	Sig.	Stolen Bases	SB
2011	Danny Hayes	31	Andrew Susac/Parker Berberet	74	Andrew Susac	.525	Garrett Nash	8
2012	Ryan Barnes	33	Michael Conforto	131	Michael Conforto	.601	Ryan Barnes	11
2013	Michael Conforto	41	Michael Conforto	130	Michael Conforto	.526	Andy Peterson	14

Year	Wins	W	Winning Pct.	Pct.	Saves	SV	ERA	ERA
1967	Jack Humphrey	7-2	Jack Humphrey	.778 (7-2)			Jack Humphrey	1.53
1968	Ken Forsch	8-3	Ken Forsch	.727 (8-3)			Ken Forsch	1.92
1969	Tony Perry	5-4	Tony Perry	.556 (5-4)			Greg Lebeck	2.67
1970	Jerry Johnson	7-0	Jerry Johnson	1.000 (7-0)			Jerry Johnson	1.91
1971	Greg Lebeck	4-2	Greg Lebeck	.667 (4-2)			Greg Lebeck	2.88
1972	Jurgenson/Swedberg	3-5/3-0	Steve Swedberg	1.000 (3-0)			Greg Jurgenson	3.01
1973	Gail Meier	4-1	Gail Meier	.800 (4-1)			Joel McCowan	2.88
1974	Greg Jurgenson	5-3	Greg Jurgenson	.625 (5-3)			Greg Jurgenson	2.41
1975	Ken Noble	6-2	Ken Noble	.750 (6-2)			Tom Chamberlain	2.62
1976	Ken Noble	9-4	Tom Chamberlain	.833 (5-1)	Scott Anderson/Pat Barry	1	Ken Noble	1.26
1977	Anderson/Noble	9-2/9-6	Scott Anderson	.818 (9-2)	Mike Paul	3	Pat Barry	2.11
1978	Ken Noble	6-5	Eric Sallee	.833 (5-1)	Pat Barry/Bruce Plato	1	Pat Barry/Bob Flynn	2.25
1979	Bob Flynn/Mark Niles	6-5	Bob Flynn/Mark Niles	.545 (6-5)	Bob Flynn	3	Lou Tanselli	1.75
1980	Kyle Dunning	8-2	Kyle Dunning	.800 (8-2)	Kyle Dunning/Ken West	2	John Collins	2.50
1981	Mike Gorman	8-3	John Collins	.778 (7-2)	Jim Grove	3	John Collins	3.53
1982	Mike Gorman	9-2	Mike Gorman	.818 (9-2)	Jim Grove	5	Mike Gorman	2.93
1983	Jeff Reece	11-3	Jeff Reece	.786 (11-3)	4 Tied	1	Jeff Reece	3.10
1984	Scott Anderson	8-6	Jeff Rushing	.857 (6-1)	Ron Daulton	3	Scott Anderson	1.66
1985	John Sipple	10-2	Ron Daulton	1.000 (4-0)	4 Tied	2	Chris Payne	3.78
1986	Brundage/Sipple	8-4/8-3	Jeff Otis	1.000 (4-0)	Tim Lambert	4	Bryce Hulstrom	2.51
1987	Jeff Otis	9-4	Rod Scheckla	.727 (8-3)	Tim Lambert/Mark Shaffer	1	Jeff Otis	2.88
1988	Rod Scheckla	10-6	John Sipple	.667 (6-3)	Lance Rice	3	John Sipple	1.82
1989	Kent Nielson/Jeff Otis	7-5	Lance Donaly	.800 (4-1)	Dave Schoppe	3	Jeff Otis	3.22
1990	Jeff Post	10-4	Craig McCarthy	.800 (4-1)	Jeff Post	4	Jeff Post	1.96
1991	Jeff Post	7-1	Jeff Post	.875 (7-1)	Scott Christman/Dave Schoppe	1	Mason Smith	3.17
1992	Jeff Post	8-8	Scott Christman	.545 (6-5)	Scott Christman	3	Scott Christman	3.50
1993	Scott Christman	14-1	Scott Christman	.933 (14-1)	Scott Morrison	1	Scott Christman	2.20
1994	Mason Smith	11-3	Mason Smith	.786 (11-3)	Eric Lovinger	4	Mason Smith	2.39
1995	Kevin Hooker	7-2	Kevin Hooker	.778 (7-2)	Brian Masewicz	3	Eric Lovinger	4.12
1996	Eric Lovinger	9-2	Eric Lovinger	.818 (9-2)	Mark Newell	3	Chris Pine	2.77
1997	Mark Newell	8-0	Mark Newell	1.000 (8-0)	Mike Boire	8	Mark Newell	2.12
1998	Andrew Checketts	11-1	Andrew Checketts	.917 (11-1)	Matt Bailie	3	Andrew Checketts	3.77
1999	B.R. Cook	6-9	B.R. Cook	.400 (6-9)	Travis Rainwater	2	B.R. Cook	5.44
2000	Scott Nicholson	8-7	Mark Newell	.545 (6-5)	Nick Renault	2	Scott Nicholson	4.72
2001	Scott Nicholson	11-2	Scott Nicholson	.846 (11-2)	Stephen Copeland	5	Scott Nicholson	3.58
2002	Ben Rowe	7-5	Ty Kline	.857 (6-1)	Jared Sanders	9	Ty Kline	3.68
2003	Jake Postlewait	5-1	Jake Postlewait	.833 (5-1)	Andy Baldwin	4	Jake Postlewait	3.43
2004	Jake Postlewait	11-3	Jake Postlewait	.786 (11-3)	Dallas Buck	6	Kevin Gunderson	2.90
2005	Dallas Buck	12-1	Dallas Buck	.923 (12-1)	Kevin Gunderson	14	Dallas Buck	2.09
2006	Buck/Nickerson	13-3/13-4	Eddie Kunz	.833 (5-1)	Kevin Gunderson	20	Jonah Nickerson	2.24
2007	Mike Stutes	12-4	Daniel Turpen	.909 (10-1)	Eddie Kunz	12	Eddie Kunz	2.91
2008	Grbavac/Stutes/Reyes	4	Mark Grbavac	.800 (4-1)	Kevin Rhoderick	12	Greg Peavey	4.96
2009	Sam Gaviglio	10-1	Sam Gaviglio	.909 (10-1)	Kevin Rhoderick	9	Sam Gaviglio	2.73
2010	Matt Boyd	7-1	Matt Boyd	.875 (7-1)	Kevin Rhoderick	4	Matt Boyd	1.90
2011	Sam Gaviglio	12-3	Sam Gaviglio	.800 (12-3)	Tony Bryant	12	Tony Bryant	1.52
2012	Ben Wetzler	8-2	Ben Wetzler	.800 (8-2)	Tony Bryant	9	Jace Fry	2.45
2013	Andrew Moore	14-2	Ben Wetzler	.909 (10-1)	Scott Schultz	10	Andrew Moore	1.79

Year	Strikeouts	SO	Innings Pitched	IP	Complete Games	CG	Shutouts	SHO
1967	Ken Forsch	63	Ken Forsch	59.1	Jack Humphrey	3	Jack Humphrey	2
1968	Ken Forsch	121	Ken Forsch	98.0	Ken Forsch	4	Ken Forsch	1
1969	Tony Perry	79	Tony Perry	82.2	Greg Lebeck/Tony Perry	3	None	0
1970	Jerry Johnson	54	Jerry Johnson	61.1	Mike Keck	3	Bob Beall/Jerry Johnson	1
1971	Wayne Burns	33	Bob Martin	56.0	Keith Gentz	3	Wayne Burns	1
1972	Greg Jurgenson	50	Greg Jurgenson	74.2	Burns/Jurgenson/Myrhe	1	None	0
1973	Gail Meier	47	Gail Meier	73.0	Greg Jurgenson	4	None	0
1974	Greg Jurgenson	40	Greg Jurgenson	67.1	Greg Jurgenson	7	Greg Jurgenson	1
1975	T. Chamberlain/K. Noble	48	Ken Noble	72.0	Gail Meier/Ken Noble	4	Gail Meier/Charlie Schlottman	1
1976	Gail Meier	69	Ken Noble	99.2	Ken Noble	9	Ken Noble	3
1977	Scott Anderson	76	Ken Noble	95.1	Scott Anderson	6	Ken Noble	1
1978	Eric Sallee	52	Eric Sallee	93.1	Eric Sallee	7	Pat Barry/Bruce Plato	1
1979	Mark Niles	54	Mark Niles	89.1	Mark Niles	7	Bob Flynn/Mark Niles	2
1980	Mike Gorman	62	Kyle Dunning	93.0	Kyle Dunning	6	Dunning/Gorman/Tanselli	1
1981	Jeff Reece	58	John Collins	76.2	John Collins	5	Collins/Dunning/Reece	1
1982	Mike Gorman	84	Mike Gorman	92.0	Mike Gorman	5	None	0
1983	Jeff Reece	100	Jeff Reece	107.1	Jeff Reece	7	Jeff Reece	1



Year	Strikeouts	SO	Innings Pitched	IP	Complete Games	CG	Shutouts	SHO
1984	Scott Anderson	98	Scott Anderson	108.1	Scott Anderson	11	None	0
1985	John Sipple	75	John Sipple	103.2	David Brundage/John Sipple	4	4 Tied	1
1986	Bryce Hulstrom	81	Bryce Hulstrom	96.2	David Brundage	5	Bryce Hulstrom/John Sipple	2
1987	Jeff Otis	70	Jeff Otis	97.0	Jeff Otis	6	Jeff Otis	3
1988	Rod Scheckla	68	Rod Scheckla	104.1	Rod Scheckla	9	John Sipple	4
1989	Kent Nielson	94	Kent Nielson	96.0	Jeff Otis	7	None	0
1990	Craig McCarthy	52	Jeff Post	82.2	Jeff Post	4	Jeff Post	2
1991	Jeff Smith	74	Jeff Smith	92.2	Dave Schoppe	5	Jeff Smith	2
1992	Scott Christman	98	Jeff Post	107.2	Scott Christman	5	Jeff Post	2
1993	Scott Christman	119	Scott Christman	110.2	Scott Christman	9	Scott Christman	3
1994	Mason Smith	115	Mason Smith	120.2	Mason Smith/Mike Thurman	10	Mason Smith/Mike Thurman	2
1995	Kevin Hooker	59	Jeremy Beard	91.0	Kevin Hooker	6	Beard/Hooker/Lovinger	1
1996	Andrew Checketts	61	Eric Lovinger	82.1	Eric Lovinger	5	Chris Pine	2
1997	Mark Newell	69	Mark Newell	72.1	Andrew Checketts/Mark Newell	3	None	0
1998	Chris Pine	104	Andrew Checketts	86.0	Andrew Checketts	6	Brody Percell	1
1999	B.R. Cook	92	B.R. Cook	101.0	B.R. Cook	4	B.R. Cook	1
2000	Scott Nicholson	83	Scott Nicholson	106.2	Thad Johnson/Scott Nicholson	5	Mark Newell	1
2001	Thad Johnson	87	Scott Nicholson	130.2	Scott Nicholson	10	Scott Nicholson	3
2002	Mark McLemore	48	Stephen Copeland	96.2	Ben Rowe	2	None	0
2003	Ben Rowe	45	Ben Rowe	83.2	Ben Rowe	2	None	0
2004	Dallas Buck	57	Jake Postlewait	94.1	Jonah Nickerson/Jake Postlewait	1	None	0
2005	Dallas Buck	118	Dallas Buck	129.0	Dallas Buck	2	Dallas Buck	1
2006	Jonah Nickerson	131	Jonah Nickerson	136.2	Jonah Nickerson	3	Jonah Nickerson	1
2007	Mike Stutes	129	Mike Stutes	132.2	None		None	0
2008	Mike Stutes	81	Mike Stutes	88.0	Mike Stutes	1	None	0
2009	Tyler Waldron	70	Tyler Waldron	93.1	Gaviglio/Waldron/Reyes	1	Sam Gaviglio	1
2010	Tanner Robles	75	Greg Peavey	99.0	Greg Peavey	2	Greg Peavey	1
2011	Sam Gaviglio	116	Sam Gaviglio	120.2	Sam Gaviglio	4	Sam Gaviglio	2
2012	Dan Child	79	Dan Child	106.2	Jace Fry	3	Jace Fry/Ben Wetzler	1
2013	Matt Boyd	122	Matt Boyd	132.2	Matt Boyd	4	Matt Boyd/Andrew Moore	3

Oregon State By Month/Situation (Since 1982)

Year	January	February	March	April	May	June	Day	Night	Home	Road	Neutral	Overall
1982	--	--	8-5	15-3	6-7	--	26-15	3-0	15-2	14-10	0-3	29-15
1983	--	--	4-5	11-8	12-4	--	27-16	0-1	14-3	13-11	0-3	27-17
1984	--	--	6-9	10-7	6-7	--	21-22	1-1	8-6	7-8	7-9	22-23
1985	--	--	13-3	13-9	8-5	--	31-16	3-1	14-5	10-12	10-0	34-17
1986	--	--	8-7	19-2	12-6	--	36-11	3-4	14-1	14-8	11-6	39-15
1987	--	2-1	8-3	17-5	4-6	--	30-15	1-0	13-4	14-7	4-4	31-15
1988	--	--	10-7	11-8	9-4	--	29-17	1-2	14-5	12-9	4-5	30-19
1989	--	--	5-11	12-8	10-4	--	22-20	5-3	12-5	13-12	2-6	27-23
<b>1982-1989</b>	<b>--</b>	<b>2-1</b>	<b>62-50</b>	<b>108-50</b>	<b>67-43</b>	<b>--</b>	<b>222-156</b>	<b>17-12</b>	<b>104-30</b>	<b>97-78</b>	<b>38-36</b>	<b>239-144</b>
1990	--	0-6	7-6	14-6	9-4	--	30-17	0-5	15-4	11-14	4-4	30-22
1991	--	0-1	7-9	13-7	8-3	--	26-18	2-5	14-3	9-11	5-6	28-20
1992	--	3-3	9-8	7-12	4-7	--	22-30	1-0	10-10	8-16	5-4	23-30
1993	--	2-2	10-6	10-4	10-6	--	30-17	1-1	15-3	11-11	5-4	31-18
1994	--	2-0	12-8	11-6	10-2	--	35-14	0-2	16-4	13-8	6-4	35-16
1995	--	5-0	8-8-1	7-11	6-4	--	24-23-1	1-1	15-5	7-14-1	3-5	25-24-1
1996	--	6-2-1	11-4	9-8	7-2	--	32-16-1	0-0	13-3	11-12-1	8-1	32-16-1
1997	--	7-5-1	9-1	13-5	9-1	--	33-10-1	5-2	16-4	19-7-1	3-1	38-12-1
1998	--	6-3	9-4-1	16-4	4-3	--	35-12-1	0-2	20-4	11-9-1	4-1	35-14-1
1999	--	7-9	3-10	5-8	4-4	--	18-29	1-6	6-9	7-19	6-7	19-35
<b>1990-1999</b>	<b>--</b>	<b>38-31-2</b>	<b>85-54</b>	<b>105-71</b>	<b>71-36</b>	<b>--</b>	<b>285-183-4</b>	<b>11-24</b>	<b>140-49</b>	<b>107-121-4</b>	<b>49-37</b>	<b>296-207-4</b>
2000	--	5-6	10-5	10-8	3-8	--	27-23	1-4	13-10	9-12	6-5	28-27
2001	--	7-5	12-6	9-7	3-6	--	29-18	2-6	18-7	7-14	6-3	31-24
2002	0-1	6-5	11-4	10-5	4-8	--	29-18	2-5	18-9	7-14	6-0	31-23
2003	--	7-6	6-7	6-9	6-6	--	19-20	6-8	9-12	9-10	7-6	25-28
2004	--	8-1	9-6	10-5	4-10	--	27-15	4-7	9-11	14-9	8-2	31-22
2005	--	9-1	12-3	10-4	10-1	5-3	30-10	16-2	26-5	15-4	5-3	46-12
2006	--	6-4	11-4	15-2	7-4	11-2	28-10	22-6	27-4	13-8	10-4	50-16
2007	4-0	7-2	12-3	11-4	4-8	11-1	34-10	15-8	17-7	21-8	11-3	49-18
2008	--	2-2	12-6	6-8	8-8	--	17-19	11-5	14-7	9-14	5-3	28-24
2009	--	3-2	12-4	10-5	12-8	--	22-10	15-9	17-5	8-10	12-4	37-19
<b>2000-2009</b>	<b>4-1</b>	<b>60-34</b>	<b>107-48</b>	<b>97-57</b>	<b>61-67</b>	<b>27-6</b>	<b>262-153</b>	<b>94-60</b>	<b>168-77</b>	<b>112-103</b>	<b>76-33</b>	<b>356-213</b>
2010	--	5-2	11-3	4-10	10-7	1-2	18-14	14-10	21-11	7-11	4-2	32-24
2011	--	5-3	13-3	14-2	6-9	3-2	26-10	15-9	23-7	12-11	6-1	41-19
2012	--	5-3	11-5	12-6	10-4	2-2	31-10	9-10	18-6	15-13	7-1	40-20
2013	--	8-0	14-4	12-4	12-2	6-3	32-9	20-4	27-5	18-6	7-2	52-13
<b>2010-2013</b>	<b>--</b>	<b>23-8</b>	<b>49-15</b>	<b>42-22</b>	<b>38-22</b>	<b>12-9</b>	<b>107-43</b>	<b>58-33</b>	<b>119-29</b>	<b>52-41</b>	<b>24-6</b>	<b>165-76</b>

2006 & 2007 NATIONAL CHAMPIONS

5 College World Series Appearances: 1952, 2005, 2006, 2007, 2013 | 5 NCAA Super Regional Appearances: 2005, 2006, 2007, 2011, 2013

14 NCAA Regional Appearances: 1952, 1962, 1963, 1983, 1985, 1986, 2005, 2006, 2007, 2009, 2010, 2011, 2012, 2013





Oregon State Team Year-By-Year Statistics

Table with columns: Year, W-L, PCT, AVG, AB, R, H, 2B, 3B, HR, RBI, TB, SLG, BB, SB, ERA, SV, SO, IP, CG, SHO. Rows list statistics for each year from 1967 to 2013. Bold text indicates best performance since 1967.

Bold indicates most (best) since 1967





### Oregon State Home Statistics

Since 1999

Year	W-L	PCT	AVG	AB	R	H	2B	3B	HR	RBI	TB	SLG	BB	SB	ERA	SV	SO	IP	CG	SHO
1999	6-9	.400	.299	535	115	160	33	4	21	105	264	.493	74	2	7.73	2	104	135.0	1	0
2000	13-10	.565	.313	772	181	242	45	5	26	169	375	.486	128	18	5.66	1	151	205.0	6	0
2001	18-7	.720	.321	869	182	279	51	5	28	168	424	.488	81	21	3.60	2	153	225.0	9	3
2002	18-9	.667	.297	893	186	265	50	13	30	168	431	.483	99	19	4.88	9	142	240.0	1	2
2003	9-12	.428	.299	732	130	219	42	9	22	118	345	.471	87	19	5.54	4	118	190.0	2	1
2004	9-11	.450	.288	674	139	194	30	5	23	122	303	.450	97	11	5.87	2	124	178.0	2	1
2005	26-5	.838	.317	1037	229	329	52	5	24	209	463	.446	153	54	3.32	11	244	279.1	3	0
2006	27-4	.870	.312	1045	244	326	56	11	17	221	455	.435	165	44	2.53	11	241	281.0	2	5
2007	17-7	.708	.243	758	129	184	40	5	17	115	285	.376	103	28	2.81	7	179	218.0	0	3
2008	14-7	.667	.285	699	127	199	45	3	12	116	286	.409	117	21	3.74	8	184	195.0	1	1
2009	17-5	.772	.279	714	153	199	37	5	12	140	282	.395	107	21	2.87	4	177	201.0	1	2
2010	21-11	.656	.272	1066	197	290	70	6	29	181	459	.431	147	28	3.65	6	250	298.2	2	2
2011	23-7	.740	.293	953	198	279	64	6	16	197	403	.423	122	35	2.92	9	232	268.0	3	2
2012	18-6	.750	.279	767	153	214	42	5	13	139	305	.398	115	17	2.31	6	161	214.0	4	4
2013	27-6	.818	.291	1050	181	306	49	2	21	171	422	.402	121	35	2.25	10	247	292.0	5	6

### Oregon State Road Statistics

Since 1999

Year	W-L	PCT	AVG	AB	R	H	2B	3B	HR	RBI	TB	SLG	BB	SB	ERA	SV	SO	IP	CG	SHO
1999	7-19	.269	.296	908	154	269	61	1	15	141	377	.415	123	17	7.84	2	152	214.2	4	0
2000	9-12	.428	.296	753	148	223	40	6	24	134	347	.461	83	12	6.55	1	126	177.1	5	0
2001	7-14	.333	.287	767	144	220	40	5	7	128	291	.379	82	20	8.17	2	107	176.1	6	1
2002	7-14	.333	.291	774	141	225	45	6	20	131	342	.442	99	20	7.19	3	72	182.2	1	0
2003	9-10	.473	.316	683	144	216	51	3	15	129	318	.466	88	14	7.13	4	87	160.1	1	1
2004	14-9	.608	.288	834	163	240	29	4	19	137	334	.400	119	25	4.07	5	148	201.0	0	1
2005	15-4	.789	.316	692	138	219	36	5	13	132	304	.439	96	21	3.31	8	146	168.2	1	1
2006	13-8	.619	.292	758	132	221	39	12	11	116	317	.418	83	17	4.77	5	122	181.0	2	0
2007	21-8	.724	.307	1042	238	320	56	6	19	211	448	.430	167	30	4.37	7	202	257.2	0	2
2008	9-14	.391	.302	862	181	260	49	10	19	165	386	.389	110	16	6.74	3	144	193.2	0	1
2009	8-10	.444	.252	606	97	153	23	5	7	83	207	.342	86	20	4.79	3	127	154.0	1	1
2010	7-11	.388	.254	602	78	153	34	0	12	73	223	.370	63	9	5.21	4	116	153.2	0	1
2011	12-11	.521	.238	776	101	185	35	6	11	92	265	.341	87	11	3.56	8	155	199.2	2	3
2012	15-13	.536	.272	971	151	264	50	3	17	136	371	.382	112	16	4.60	7	186	248.1	1	1
2013	18-6	.750	.288	843	137	243	43	7	9	124	327	.388	97	13	2.22	7	143	215.0	3	5

### Oregon State Neutral Statistics

Since 1999

Year	W-L	PCT	AVG	AB	R	H	2B	3B	HR	RBI	TB	SLG	BB	SB	ERA	SV	SO	IP	CG	SHO
1999	6-7	.461	.276	460	84	127	24	0	4	74	163	.354	68	4	6.09	3	87	115.1	1	1
2000	6-5	.545	.331	366	91	121	26	2	8	80	175	.478	53	9	5.68	1	57	90.1	2	1
2001	6-3	.667	.367	324	74	119	16	5	18	70	199	.614	30	3	7.09	2	42	78.2	2	0
2002	6-0	1.000	.364	225	55	82	14	8	4	49	124	.551	24	9	3.44	2	38	55.0	0	0
2003	7-6	.538	.298	470	108	140	30	6	8	83	206	.438	70	16	6.57	5	80	115.0	0	2
2004	8-2	.800	.314	341	72	107	23	6	6	66	160	.469	54	18	3.61	6	72	87.1	0	0
2005	5-3	.625	.312	276	55	86	21	1	2	52	115	.417	38	10	1.43	2	73	69.0	0	2
2006	10-4	.714	.297	461	87	137	30	8	8	75	207	.449	67	18	3.43	5	98	123.1	0	3
2007	11-3	.785	.312	497	89	155	29	3	10	78	220	.443	58	18	2.81	6	96	125.0	0	1
2008	5-3	.625	.281	267	44	75	9	2	6	39	106	.397	30	9	5.62	4	69	72.0	0	0
2009	12-4	.750	.305	550	132	168	28	5	4	121	218	.396	111	12	4.49	6	127	144.1	1	0
2010	4-2	.667	.278	205	38	57	11	2	3	33	81	.395	23	7	4.25	2	42	53.0	0	1
2011	6-1	.857	.255	231	40	59	15	2	4	38	90	.390	49	5	2.77	2	56	65.0	1	1
2012	7-1	.875	.317	271	66	86	22	2	4	61	124	.458	36	7	3.04	3	52	71.0	0	0
2013	7-2	.777	.286	301	54	86	17	2	0	50	107	.355	48	8	2.59	2	57	80.0	1	1



2006 & 2007 NATIONAL CHAMPIONS

5 College World Series Appearances: 1952, 2005, 2006, 2007, 2013 | 5 NCAA Super Regional Appearances: 2005, 2006, 2007, 2011, 2013

14 NCAA Regional Appearances: 1952, 1962, 1963, 1983, 1985, 1986, 2005, 2006, 2007, 2009, 2010, 2011, 2012, 2013



**Oregon State Player**

**Offense**

Hit two home runs	3/3/13, Michael Conforto vs. Bryant
Hit three home runs	3/11/01, Andy Jarvis vs. Washington State
Hit grand slam	5/19/13, Michael Conforto vs. Oregon
Hit inside-the-park home run	4/3/10, Michael Miller vs. USC
Leadoff home run	5/5/12, Ryan Barnes vs. Stanford
Walkoff home run	4/7/07, Jordan Lennerton vs. USC
Pinch-hit home run	5/22/10, Andy Quiring vs. Arizona State
Home run in 3 straight games	3/2/13 (DH)-3/3/13, Michael Conforto vs. Bryant
Home run in 2 straight games	6/8/13-6/9/13, Michael Conforto vs. Kansas State
Back-to-back home runs	6/9/13 Michael Conforto, Dylan Davis vs. Kansas State
Back-to-back-to-back home runs	4/11/00 Brian Barden, Curtis Davis, Joe Gerber vs. Portland
Two triples in a game	4/6/10, Adalberto Santos vs. Portland
Three doubles in a game	6/3/06, Cole Gillespie vs. Kansas
Hit for the cycle	5/10/11, Ryan Dunn vs. Portland
Five hits in a game	5/31/09, Koa Kahalehoe vs. Texas A&M
Four hits in a game	6/15/13, Michael Conforto vs. Mississippi State
Drove in nine runs	3/2/85, Ken Bowen vs. Chico State
Drove in eight runs	3/31/04, Shea McFeely vs. Portland
Drove in seven runs	3/3/13, Michael Conforto vs. Bryant
Drove in six runs	5/19/13, Michael Conforto vs. Oregon
Drove in five runs	5/11/12, Michael Conforto vs. Utah
Scored six runs	3/2/85, Ken Bowen vs. Chico State
Scored five runs	3/5/00, Brian Barden vs. Washington
Scored four runs	5/15/12, Michael Conforto vs. Portland

**Pitching**

Threw a no-hitter	4/30/11, Josh Osich vs. UCLA
Threw a one-hitter	3/22/13, Matt Boyd vs. Arizona State
Threw a shutout	6/19/13, Matt Boyd vs. Indiana
Threw a complete game	6/19/13, Matt Boyd vs. Indiana
Threw back-to-back complete games	5/17-18/13 Matt Boyd, Andrew Moore vs. Oregon
Had 14 strikeouts	3/18/11, Sam Gaviglio vs. Long Beach State
Had 13 strikeouts	4/30/11, Josh Osich vs. UCLA
Had 12 strikeouts	5/3/13, Matt Boyd vs. California
Had 11 strikeouts	6/19/13, Matt Boyd vs. Indiana
Had 10 strikeouts	5/5/13, Ben Wetzler vs. California

**Team**

Had 25 or more hits	3/10/08, vs. San Diego State (25)
Had 20 or more hits	6/9/13, vs. Kansas State (21)
Scored 15 or more runs	3/5/11, vs. Hartford (16)
Scored 10 or more runs	6/17/13, vs. Louisville (11)
Did not strike out	4/26/13, vs. USC
Won 10 straight games	2013 (12)
Won 15 straight games	2013 (15)
Extra-Innings victory	4/22/13, OSU 4, Seattle 3 (14)
Extra-Innings loss	6/8/13, Kansas State 6, OSU 2 (10)
Was shut out	5/17/13, Oregon 3, OSU 0
Was no-hit	3/23/13, Arizona State 4, OSU 0
Threw back-to-back shutouts	2/22, 2/23/13 vs. San Diego State

**All-Time Oregon State No-Hitters**

Date	Opponent (score)	Pitcher(s)
4/30/11	at UCLA (2-0)	Josh Osich (9 IP, 13 SO, 1 BB)
1/25/07	at Hawaii-Hilo (5-0)	Mike Stutes (5 IP, 7 SO, 2 BB) Josh Keller (2 IP, 0 SO, 0 BB) Mark Grbavac (1 IP, 2 SO, 0 BB) Jorge Reyes (1 IP, 0 SO, 1 BB)
4/11/67	Portland (11-0)	Cleve Benson, Eric Selberg, Jack Humphrey
4/12/47	Montana (1-0)	Fred Gallagher



Ryan Dunn is just one of two Beavers in team history to hit for the cycle



Josh Osich threw a no-hitter in 2011 against UCLA



Matt Boyd one-hit Arizona State in 2013





**Year-By-Year Records**

Year	Coach	Overall	League	Place
1907	F.C. McReynolds	5-2	-	-
1908	Joe Fay	11-4	-	Oregon Collegiate Champs
1909	Otto Moore	5-4	-	-
1910	Fielder Jones	13-4-1	-	Northwest Collegiate Champs
1911	Frederick Walker	8-7	-	-
1912	E.J. Stewart	5-9	-	-
1913	Jesse Garrett	7-10	4-4	1st tie, Northern Division West
1914	Wilkie Clark	7-9	1-7	3rd, Northern Division West
1915	Roy Goble	13-8	5-1	1st, Northern Division West
1916	Hans Loof	10-9-1	5-3	1st, Northern Division West
1917	No team - World War I	-	-	-
1918	J.D. Baldwin	4-6	-	-
1919	Jimmie Richardson	7-7	2-5	2nd, Northern Division West
1920	Jimmie Richardson	12-11	11-8	-, Northern Division
1921	Jimmie Richardson	11-8-1	5-7-1	-, Northern Division
1922	Guy Rathbun	13-8	9-8	3rd, Northern Division
1923	Ralph Coleman	10-6	8-6	-, Northern Division
1924	Ralph Coleman	16-8-1	11-8	3rd, Northern Division
1925	Ralph Coleman	11-2	11-2	1st, Northern Division
1926	Ralph Coleman	6-7	2-6	3rd, Northern Division West
1927	Ralph Coleman	13-5	5-3	1st tie, Northern Division West
1928	Ralph Coleman	8-6	3-5	3rd, Northern Division West
1929	Roy Lamb	10-9	8-8	3rd tie, Northern Division
1930	Ralph Coleman	16-6	10-6	2nd, Northern Division
1931	Ralph Coleman	9-10	7-9	3rd tie, Northern Division
1932	Slats Gill	10-9	8-8	3rd, Northern Division
1933	Slats Gill	9-5	-	-
1934	Slats Gill	10-15	5-11	5th, Northern Division
1935	Slats Gill	11-11	8-8	3rd tie, Northern Division
1936	Slats Gill	8-16	7-9	4th, Northern Division
1937	Slats Gill	8-14	4-12	4th, Northern Division
1938	Ralph Coleman	18-7	10-6	1st tie, Northern Division
1939	Ralph Coleman	15-9	7-8	3rd, Northern Division
1940	Ralph Coleman	19-5	13-3	1st, Northern Division
1941	Ralph Coleman	15-10	8-8	3rd, Northern Division
1942	Ralph Coleman	14-8	8-6	3rd, Northern Division
1943	Ralph Coleman	14-6	12-4	1st tie, Northern Division
1944	No team - World War II	-	-	-
1945	No team - World War II	-	-	-
1946	Ralph Coleman	16-10	10-6	2nd, Northern Division
1947	Ralph Coleman	14-11	6-10	4th, Northern Division
1948	Ralph Coleman	7-7	4-7	4th, Northern Division
1949	Ralph Coleman	15-8	8-7	3rd, Northern Division
1950	Ralph Coleman	7-12	5-9	4th, Northern Division
1951	Ralph Coleman	23-6	10-4	1st, Northern Division
1952	Ralph Coleman	27-12	10-6	1st, Northern Division
1953	Ralph Coleman	15-9	8-3	2nd, Northern Division
1954	Ralph Coleman	12-8	10-6	2nd tie, Northern Division
1955	Ralph Coleman	15-10	8-4	2nd, Northern Division
1956	Ralph Coleman	17-13	7-8	3rd, Northern Division
1957	Ralph Coleman	18-13	8-7	2nd, Northern Division
1958	Ralph Coleman	18-11	10-4	1st, Northern Division
1959	Ralph Coleman	21-7	7-6	4th, Northern Division
1960	Ralph Coleman	18-5	7-5	2nd, Northern Division
1961	Ralph Coleman	27-14	8-6	2nd, Northern Division
1962	Ralph Coleman	26-6	11-4	1st, Northern Division
1963	Ralph Coleman	23-12	11-4	1st, Northern Division
1964	Ralph Coleman	25-11	8-8	3rd, Northern Division
1965	Ralph Coleman	15-19	7-11	3rd, Northern Division
1966	Ralph Coleman	18-17	4-13	4th, Northern Division
1967	Gene Tanselli	24-13	9-6	3rd tie, Pacific-8
1968	Gene Tanselli	23-13-1	6-12	7th, Pacific-8
1969	Gene Tanselli	17-20-1	9-12	5th, Pacific-8
1970	Gene Tanselli	19-15	5-6	2nd, Northern Division
1971	Gene Tanselli	18-17	6-10	3rd, Northern Division
1972	Gene Tanselli	13-24	2-15	4th, Northern Division
1973	Jack Riley	15-20-1	5-13	4th, Northern Division
1974	Jack Riley	16-23	6-12	3rd tie, Northern Division
1975	Jack Riley	28-10-1	13-5	1st tie, Northern Division
1976	Jack Riley	31-15	12-6	2nd, Northern Division
1977	Jack Riley	31-17	12-6	2nd, Northern Division
1978	Jack Riley	22-22-2	6-9	3rd, Northern Division
1979	Jack Riley	21-25	4-11	3rd, Northern Division
1980	Jack Riley	33-16	8-9	2nd, Northern Division
1981	Jack Riley	29-14-1	11-7	2nd tie, Northern Division
1982	Jack Riley	29-15	16-8	1st, Northern Division
1983	Jack Riley	27-17	17-7	1st, Northern Division
1984	Jack Riley	22-23	11-11	4th, Northern Division
1985	Jack Riley	34-17	12-12	3rd tie, Northern Division
1986	Jack Riley	39-15	18-5	1st, Northern Division
1987	Jack Riley	31-15	15-9	2nd, Northern Division
1988	Jack Riley	30-19	14-10	2nd, Northern Division

Year	Coach	Overall	League	Place
1989	Jack Riley	27-23	15-9	2nd tie, Northern Division
1990	Jack Riley	30-22	15-9	2nd, Northern Division
1991	Jack Riley	28-20	12-8	2nd, Northern Division
1992	Jack Riley	23-30	10-20	6th, Northern Division
1993	Jack Riley	31-18	20-10	2nd, Northern Division
1994	Jack Riley	36-15	22-8	1st, Northern Division
1995	Pat Casey	25-24-1	14-16	4th tie, Northern Division
1996	Pat Casey	32-16-1	14-10	2nd, Northern Division
1997	Pat Casey	38-12-1	18-6	2nd, Northern Division
1998	Pat Casey	35-14-1	15-9	2nd, Northern Division
1999	Pat Casey	19-35	7-17	8th, Pacific-10
2000	Pat Casey	28-27	9-15	6th, Pacific-10
2001	Pat Casey	31-24	11-13	6th, Pacific-10
2002	Pat Casey	31-23	10-14	6th, Pacific-10
2003	Pat Casey	25-28	7-17	8th tie, Pacific-10
2004	Pat Casey	31-22	10-14	6th tie, Pacific-10
2005	Pat Casey	46-12	19-5	1st, Pacific-10
2006	Pat Casey	50-16	16-7	1st, Pacific-10; NCAA champions
2007	Pat Casey	49-18	10-14	6th, Pacific-10; NCAA champions
2008	Pat Casey	28-24	11-13	6th tie, Pacific-10
2009	Pat Casey	37-19	15-12	3rd tie, Pacific-10
2010	Pat Casey	32-24	12-15	7th tie, Pacific-10
2011	Pat Casey	41-19	17-10	2nd tie, Pacific-10
2012	Pat Casey	40-20	18-12	4th tie, Pac-12
2013	Pat Casey	52-13	24-6	1st, Pac-12

**TOTAL 2,143-1,378-15 919-671 24 PENNANTS**

**NOTE:** From 1967 on, records include only games against NCAA or NAIA four-year schools. For polls, ABCA denotes American Baseball Coaches Association/USA Today; BA denotes Baseball America magazine; CB denotes Collegiate Baseball newspaper; NCBWA denotes National Collegiate Baseball Writers Association.



Pat Casey



Jack Riley

**All-Time Coaching Records**

Name	Years	Overall	Pct.	League	Pct.	1st
F.C. McReynolds	1907 (1)	5-2	.714	-	-	0
Joe Fay	1908 (1)	11-4	.733	-	-	1
Otto Moore	1909 (1)	5-4	.556	-	-	0
Fielder Jones	1910 (1)	13-4-1	.750	-	-	1
Walker	1911 (1)	8-7	.533	-	-	0
E.J. Stewart	1912 (1)	5-9	.357	-	-	0
Jesse Garrett	1913 (1)	7-10	.412	4-4	.500	1
Wilkie Clark	1914 (1)	7-9	.438	1-7	.125	0
Roy Goble	1915 (1)	13-8	.619	5-1	.833	1
Hans Loof	1916 (1)	10-9-1	.525	5-3	.625	1
J.D. Baldwin	1918 (1)	4-6	.400	-	-	0
Jimmie Richardson	1919-21 (3)	30-26-1	.535	18-20-1	.474	0
Guy Rathbun	1922 (1)	13-8	.619	9-8	.529	0
Ralph Coleman	1923-28, 1930-31, 1938-66 (35)	561-316-1	.640	279-218	.561	10
Roy Lamb	1929 (1)	10-9	.526	8-8	.500	0
Slats Gill	1932-37 (6)	56-70	.444	32-48	.400	0
Gene Tanselli	1967-72 (6)	113-102-2	.525	37-61	.378	0
Jack Riley	1973-94 (22)	613-411-5	.596	274-101	.731	5
Pat Casey	1995-present (19)	670-389-4	.632	257-225	.533	3



at - denotes games on opponents' home field; vs. - denotes games on neutral field; all others are games at home. All schools are listed by their current name. Middle column is game score. Right column is OSU's record after that game; ties not included.

1907

Head coach: F.C. McReynolds
5-2
Salem High L 0-4 0-1
at Salem High W 8-1 1-1
at Chemawa W 18-3 2-1
Willamette W 12-0 3-1
Chemawa W 9-6 4-1
at Oregon L 3-9 4-2
Oregon W 6-4 5-2

1908

Head coach: Joe Fay
11-4
Oregon Collegiate champions
at Woodburn L 5-6 0-1
at Chemawa L 2-3 0-2
at Willamette W 8-4 1-2
at Chemawa W 4-3 2-2
Whitman L 5-6 2-3
Whitman W 13-1 3-3
at Western Oregon W 8-4 4-3
at Willamette W 11-9 5-3
Chemawa W 16-1 6-3
Chemawa W 4-1 7-3
at Oregon W 5-3 8-3
at Oregon W 5-4 9-3
Oregon W 16-2 10-3
Oregon W 5-4 11-3
MAC Club L 3-5 12-3

1909

Head coach: Otto Moore
5-4
Salem High W 10-1 1-0
Chemawa W 13-1 2-0
MAC Club L 5-9 2-1
Portland W 9-4 3-1
Portland L 6-9 3-2
at Oregon L 2-5 3-3
at Oregon W 7-4 4-3
Oregon L 2-3 4-4
Oregon W 5-0 5-4

1910

Head coach: Fielder Jones
13-4-1
NW Collegiate champions
Whitman L 3-4 0-1
Whitman W 3-0 1-1
Idaho W 11-4 2-1
Idaho T 2-2 2-1
at Whitman W 5-4 3-1
at Whitman L 2-4 3-2
at Washington St. W 5-4 4-2
at Washington St. W 6-1 5-2
at Idaho W 14-10 6-2
at Idaho W 8-5 7-2
Washington St. L 1-4 7-3
Washington St. W 4-3 8-3
at Oregon W 2-0 9-3
at Oregon W 6-3 10-3
Washington St. W 6-5 11-3
Washington St. W 6-3 12-3
Oregon L 4-8 12-4
Oregon W 10-4 13-4

1911

Head coach: Frederick Walker
8-7
Portland Roadsters L 1-12 0-1
Whitman W 22-4 1-1
Whitman W 14-5 2-1
at Willamette W 7-3 3-1
at MAC L 3-6 3-2
at Washington L 0-2 3-3
at Washington L 1-6 3-4
at Idaho L 3-10 3-5
at Idaho W 8-4 4-5
at Washington St. W 7-0 5-5
at Washington St. L 0-2 5-6
Washington St. L 6-9 5-7
Washington St. W 4-2 6-7
Idaho W 9-0 7-7
Idaho W 8-4 8-7

1912

Head coach: E.J. Stewart
5-9
Pacific (Ore.) W 15-6 1-0
MAC Club L 4-6 1-1
Mt. Angel W 9-2 2-1
Chemawa W 9-0 3-1
Oregon L 0-3 3-2
Oregon L 2-5 3-3
Washington St. W 4-3 4-3
Washington St. L 10-11 4-4
at Oregon L 4-5 4-5
at Oregon L 3-5 4-6

at Washington St. L 2-5 4-7
at MAC Club L 0-4 4-8
at Willamette L 2-4 4-9
Willamette W 14-5 5-9

1913

Head coach: Jesse Garrett
7-10; 4-4 North (West)
Portland Colts L 1-14 0-1
Regina L 6-7 0-2
Regina L 3-6 0-3
Regina L 1-6 0-4
vs. Regina W 8-4 1-4
MAC Club W 12-4 2-4
Regina L 2-14 2-5
at Oregon W 6-2 3-5
at Oregon L 4-8 3-6
at Chemawa W 21-4 4-6
Washington W 10-5 5-6
Washington L 1-14 5-7
Oregon W 7-5 6-7
at Washington L 2-5 6-8
at Washington L 0-2 6-9
Oregon W 14-5 7-9
at Multnomah Ath. Cl. L 3-6 7-10

1914

Head coach: Wilkie Clark
7-9; 1-7 North (West)
Chemawa W 6-5 1-0
Corvallis High W 8-4 2-0
Baker City W 4-3 3-0
Baker City W 15-4 4-0
Helena L 10-11 4-1
Helena W 6-0 5-1
Helena L 2-5 5-2
at Washington L 4-5 5-3
at Washington L 2-4 5-4
at Chemawa W 9-0 6-4
Washington W 4-0 7-4
Washington L 0-3 7-5
at Oregon L 2-4 7-6
at Oregon L 2-12 7-7
Oregon L 5-11 7-8
Oregon L 0-13 7-9

1915

Head coach: Roy Goble
13-8, 5-1 North (West)
McMinnville Tigers L 6-9 0-1
McMinnville Tigers L 4-6 0-2
at Portland Monarchs W 2-0 1-2
Chemawa W 10-1 2-2
at Washington St. L 1-4 2-3
at Washington St. W 12-5 3-3
at Whitman W 9-6 4-3
at Whitman L 5-6 4-4
at Pendleton W 12-6 5-4
at Pendleton W 5-1 6-4
Pacific (Ore.) W 7-4 7-4
at Washington W 5-1 8-4
at Washington L 6-10 8-5
Oregon W 7-3 9-5
Oregon W 20-6 10-5
Washington St. W 12-6 11-5
Washington St. L 5-8 11-6
Washington W 5-1 12-6
Washington W 14-2 13-6
at Washington St. L 2-4 13-7
at Washington St. L 3-4 13-8

1916

Head coach: Hans Loof
10-9-1, 5-3 North (West)
League: 3rd
at Baker City W 13-2 1-0
at Albertson W 4-1 2-0
at Albertson W 2-0 3-0
at Spokane Indians L 4-15 3-1
at Spokane Indians L 5-10 3-2
at Idaho L 2-6 3-3
at Washington St. T 0-0 3-3
at Willamette W 16-0 4-3
at Washington W 7-2 5-3
at Washington L 3-2 5-4
Washington W 9-3 6-4
Washington W 2-1 7-4
at Oregon L 5-6 7-5
at Oregon L 2-10 7-6
Oregon W 6-0 8-6
Oregon W 6-3 9-6
at California L 2-5 9-7
at California L 3-10 9-8
at California L 0-9 9-9
Willamette W 6-0 10-9

1917

No varsity baseball - World War I

1918

Head coach: J.D. Baldwin
4-6
League: 4th
Willamette W 5-2 1-0
at Willamette W 14-2 2-0
Oregon L 2-3 2-1
Oregon L 1-15 2-2
at Oregon L 8-18 2-3
at Oregon L 7-21 2-4
Oregon W 13-12 3-4
Oregon L 10-12 3-5
at Oregon W 10-1 4-5
at Oregon L 4-5 4-6

1919

Head coach: Jimmie Richardson
7-7, 2-5 North (West)
North: 3rd
at Gonzaga W 5-2 1-0
at Washington St. W 14-7 2-0
at Washington St. L 0-3 2-1
at Multnomah Ath. Cl. L 6-7 2-2
Multnomah Ath. Club W 8-5 3-2
Washington St. W 6-4 4-2
Washington St. W 4-1 5-2
Washington L 6-12 5-3
Washington L 1-3 5-4
at Washington L 0-1 5-5
at Washington L 3-4 5-6
Oregon L 5-9 5-7
Oregon W 9-3 6-7
at Oregon W 16-3 7-7

1920

Head coach: Jimmie Richardson
12-11, 11-8 North
North: 5th
at Santa Clara L 2-9 0-1
at Stanford L 3-4 0-2
at Stanford L 2-3 0-3
at California L 0-10 0-4
at California W 2-1 1-4
at Sac. Senators L 2-6 1-5
at Sac. Senators L 1-7 1-6
at Cal State-Chico W 9-4 2-6
Willamette W 11-0 3-6
Willamette W 7-0 4-6



1910 Team



at Washington	L	0-2	4-7
at Washington	L	5-9	4-8
Washington St.	W	11-0	5-8
Washington St.	W	3-0	6-8
Washington St.	W	6-2	7-8
Stanford	W	6-0	8-8
Stanford	W	5-4	9-8
at Oregon	L	3-4	9-9
at Oregon	W	14-8	10-9
Washington	L	4-6	10-10
Washington	W	4-3	11-10
Oregon	L	0-3	11-11
Oregon	W	3-2	12-11

**1921**

**Head coach: Jimmie Richardson**  
**11-8-1, 5-7-1 North**

<b>North: 4th</b>			<b>Rec.</b>
North Pacific Dental	W	5-1	1-0
North Pacific Dental	W	15-3	2-0
Multnomah Ath. Club	W	6-5	3-0
New York Colored Sox	L	0-3	3-1
North Pacific Dental	W	5-4	4-1
at Camp Lewis	W	4-3	5-1
at Washington	L	3-8	5-2
at Washington	T	0-0	5-2
at Gonzaga	W	3-2	6-2
at Washington St.	L	7-15	6-3
at Washington St.	L	3-5	6-4
Washington	L	3-4	6-5
Washington	W	4-1	7-5
Willamette	W	4-0	8-5
Washington St.	L	9-12	8-6
Washington St.	W	2-1	9-6
Oregon	L	2-3	9-7
Oregon	W	5-4	10-7
at Oregon	W	14-5	11-7
at Oregon	L	6-8	11-8

**1922**

**Head coach: Guy Rathbun**  
**13-8, 9-8 North**

<b>North: 4th</b>			<b>Rec.</b>
North Pacific Dental	W	6-0	1-0
Chemawa	W	10-4	2-0
Mt. Angel	W	10-2	3-0
Mt. Angel	W	5-3	4-0
at Washington	L	3-10	4-1
at Washington	L	0-17	4-2
at Gonzaga	W	8-6	5-2
at Washington St.	L	7-9	5-3
at Washington St.	W	11-9	6-3
at Whitman	W	8-4	7-3
at Whitman	L	4-5	7-4
Washington	L	2-8	7-5
Washington	W	7-6	8-5
Washington St.	L	6-7	8-6
Washington St.	L	7-9	8-7
Oregon	W	8-4	9-7
Oregon	W	11-6	10-7
Whitman	L	11-13	10-8
Whitman	W	15-8	11-8
at Oregon	W	11-1	12-8
at Oregon	W	6-3	13-8

**1923**

**Head coach: Ralph Coleman**  
**10-6, 8-6 North**

<b>North: 4th</b>			<b>Rec.</b>
Mt. Angel	W	7-6	1-0
Mt. Angel	W	4-1	2-0
Pacific (Ore.)	W	5-3	3-0
Idaho	L	5-15	3-1
Idaho	L	8-11	3-2
at Whitman	W	5-3	4-2
at Idaho	W	13-2	5-2
at Idaho	L	7-8	5-3
at Washington St.	L	3-16	5-4
at Washington St.	L	3-5	5-5

Oregon	W	1-0	6-5
Oregon	W	22-5	7-5
Washington St.	L	1-5	7-6
Washington St.	W	16-10	8-6
at Oregon	W	11-5	9-6
at Oregon	W	6-1	10-6

**1924**

**Head coach: Ralph Coleman**  
**16-8-1, 11-8 North**

<b>North: N/A</b>			<b>Rec.</b>
Mt. Angel	W	13-1	1-0
Mt. Angel	W	12-2	2-0
Kelso	W	17-4	3-0
Meiji, Japan	W	7-0	4-0
Multnomah Ath. Club	W	8-3	5-0
at Salem Senators	L	3-7	5-1
Pacific (Ore.)	W	16-1	6-1
Whitman	W	11-6	7-1
Whitman	W	11-6	8-1
Washington	W	6-5	9-1
Washington	L	5-7	9-2
at Oregon	W	9-3	10-2
Oregon	W	14-11	11-2
Idaho	W	6-1	12-2
Idaho	W	11-0	13-2
Washington St.	L	0-3	13-3
Oregon	L	4-8	13-4
at Oregon	W	12-2	14-4
at Washington	W	9-6	15-4
at Washington	L	0-6	15-5
at Washington St.	W	10-9	16-5
at Washington St.	T	9-9	16-5
at Idaho	L	1-3	16-6
at Idaho	L	2-10	16-7
at Gonzaga	L	6-7	16-8

**1925**

**Head coach: Ralph Coleman**  
**11-2, 11-2 North**

<b>North: 2nd</b>			<b>Rec.</b>
Pacific (Ore.)	W	9-2	1-0
at Willamette	W	14-2	2-0
Whitman	W	4-3	3-0
Idaho	W	8-2	4-0
Washington St.	W	16-3	5-0
Washington	W	6-3	6-0
at Washington	L	3-5	6-1
at Gonzaga	W	4-3	7-1
at Washington St.	W	9-8	8-1
at Idaho	L	1-4	8-2
at Whitman	W	7-4	9-2
at Oregon	W	10-4	10-2
Oregon	W	10-5	11-2

**1926**

**Head coach: Ralph Coleman**  
**6-7, 2-6 North (West)**

<b>North: 5th</b>			<b>Rec.</b>
Kelso	W	3-2	1-0
Kelso	L	4-7	1-1
Multnomah Ath. Club	W	6-5	2-1
Pacific (Ore.)	W	13-2	3-1
St. John's Bears	W	17-5	4-1
at Oregon	L	3-7	4-2
Washington	L	2-3	4-3
Washington	L	9-14	4-4
at Washington	W	6-2	5-4
at Washington	L	2-8	5-5
at Oregon	L	6-16	5-6
Oregon	L	2-4	5-7
Oregon	W	6-4	6-7

**1927**

**Head coach: Ralph Coleman**  
**13-5, 5-3 North (West)**

<b>North: 3rd</b>			<b>Rec.</b>
Pacific (Ore.)	W	7-1	1-0
Willamette	W	10-0	2-0
Willamette	W	9-3	3-0
Albany	W	10-5	4-0
Oregon	W	6-5	5-0
Oregon	W	13-7	6-0
Linfield	W	19-4	7-0
Multnomah Ath. Club	W	15-9	8-0
Washington	W	20-2	9-0
Washington	L	11-13	9-1
at Washington	W	11-6	10-1
at Washington	L	2-6	10-2
at Oregon	L	2-5	10-3
at Oregon	W	18-8	11-3
vs. Washington	W	4-3	12-3
at Washington St.	L	2-5	12-4
at Washington St.	W	8-7	13-4
at Washington St.	L	6-8	13-5

**1928**

**Head coach: Ralph Coleman**  
**8-6, 3-5 North (West)**

<b>North: 5th</b>			<b>Rec.</b>
Portland	L	9-11	0-1
Portland	W	10-5	1-1
at Washington	W	13-3	2-1
at Washington	L	4-5	2-2
Linfield	W	11-1	3-2
Washington	W	5-4	4-2
Washington	L	3-11	4-3
at Oregon	L	6-9	4-4
Oregon	L	4-10	4-5
Oregon	L	7-16	4-6
Multnomah Ath. Club	W	12-5	5-6
at Oregon	W	16-4	6-6
at Portland	W	13-5	7-6
at Portland	W	4-3	8-6

**1929**

**Head coach: Roy Lamb**  
**10-9, 8-8 North**

<b>North: 4th</b>			<b>Rec.</b>
Western Oregon	W	16-3	1-0
Willamette	W	7-2	2-0
Meiji, Japan	L	6-13	2-1
Oregon	W	4-3	3-1
Oregon	L	6-7	3-2
Idaho	W	7-1	4-2
Idaho	L	6-8	4-3
Washington St.	W	14-7	5-3
Washington St.	L	5-9	5-4
Washington	W	7-3	6-4
Washington	W	6-4	7-4
at Washington St.	W	10-3	8-4
at Washington St.	L	4-5	8-5
at Idaho	L	6-7	8-6
at Idaho	W	11-2	9-6
at Washington	W	7-5	10-6
at Washington	L	3-5	10-7
Oregon	L	4-7	10-8
at Oregon	L	4-8	10-9

**1930**

**Head coach: Ralph Coleman**  
**16-6, 10-6 North**

<b>North: 2nd</b>			<b>Rec.</b>
Willamette	W	5-3	1-0
at Willamette	W	8-7	2-0
Portland	W	4-3	3-0
Portland	W	2-0	4-0
Pacific (Ore.)	W	17-0	5-0

Pacific (Ore.)	W	12-1	6-0
at Oregon	W	5-1	7-0
Washington St.	W	6-4	8-0
Washington St.	L	4-5	8-1
Idaho	W	13-3	9-1
Idaho	W	4-2	10-1
Washington	L	0-6	10-2
Washington	L	3-4	10-3
at Washington	L	1-5	10-4
at Washington	W	7-5	11-4
at Idaho	W	14-1	12-4
at Washington St.	L	3-4	12-5
at Washington St.	W	9-3	13-5
at Idaho	W	6-5	14-5
Oregon	W	10-1	15-5
at Oregon	W	6-4	16-5
Oregon	L	3-8	16-6

**1931**

**Head coach: Ralph Coleman**  
**9-10, 7-9 North**

<b>North: 4th</b>			<b>Rec.</b>
Willamette	W	7-3	1-0
Willamette	W	10-7	2-0
at Oregon	W	7-3	3-0
Oregon	W	11-7	4-0
at Willamette	L	6-8	4-1
Idaho	W	14-3	5-1
Idaho	L	9-16	5-2
Washington St.	L	0-6	5-3
Washington St.	W	5-1	6-3
Washington	L	11-15	6-4
Washington	L	4-18	6-5
at Idaho	L	6-7	6-6
at Idaho	W	17-1	7-6
at Washington St.	L	6-7	7-7
at Washington St.	W	7-6	8-7
at Washington	L	1-12	8-8
at Washington	L	5-6	8-9
at Oregon	W	12-2	9-9
Oregon	L	6-7	9-10

**1932**

**Head coach: Slat's Gill**  
**10-9, 8-8 North**

<b>North: 3rd</b>			<b>Rec.</b>
Willamette	W	3-2	1-0
Willamette	L	2-6	1-1
at Willamette	W	20-19	2-1
Oregon	L	7-10	2-2
at Oregon	W	6-2	3-2
Washington St.	L	3-6	3-3
Washington St.	L	1-6	3-4
Idaho	W	12-4	4-4
Idaho	W	11-5	5-4
Washington	L	3-9	5-5
Washington	W	7-2	6-5
at Washington	L	1-5	6-6
at Washington	L	1-2	6-7
at Idaho	W	11-4	7-7
at Idaho	W	11-6	8-7
at Washington St.	W	9-5	9-7
at Washington St.	L	2-3	9-8
at Oregon	W	4-3	10-8
Oregon	L	3-6	10-9

**1933**

**Head coach: Slat's Gill**  
**9-5, 3-3 North**

<b>North: 3rd</b>			<b>Rec.</b>
Western Oregon	W	11-8	1-0
Western Oregon	L	0-3	1-1
Linfield	W	6-5	2-1
North Pacific Dental	W	9-2	3-1
Willamette	W	9-7	4-1
at Willamette	L	2-3	4-2
Portland	W	8-1	5-2
Portland	W	8-3	6-2
at Oregon	W	11-3	7-2





Table with 3 columns: Location, Wins, Losses. Rows include Oregon, at Oregon, Oregon, at Oregon, Oregon.

1934

Head coach: Slats Gill. 10-15, 5-11 North. Table with 3 columns: Opponent, Wins, Losses. Rows include Pacific (Ore.), at Western Oregon, Western Oregon, Portland, Portland, at Western Oregon, Western Oregon, Willamette, Willamette, at Oregon, Oregon, Idaho, Idaho, Washington St., Washington St., Washington, Washington, at Washington St., at Washington St., at Idaho, at Idaho, at Washington, at Washington, Oregon, at Oregon.

1935

Head coach: Slats Gill. 11-11, 8-8 North. Table with 3 columns: Opponent, Wins, Losses. Rows include Linfield, Linfield, Willamette, Western Oregon, Portland, Willamette, at Oregon, Oregon, Idaho, Idaho, Washington St., Washington St., Washington, Washington, at Washington St., at Washington St., at Idaho, at Idaho, Washington, Washington, Oregon, at Oregon.

1936

Head coach: Slats Gill. 8-16, 7-9 North. Table with 3 columns: Opponent, Wins, Losses. Rows include Willamette, Willamette, Willamette, Linfield, Western Oregon, Portland, Portland, Western Oregon, Oregon, Washington St., Washington St., Idaho, Idaho, Washington, Washington, at Washington, at Washington, at Washington St., at Washington St., at Idaho, at Idaho, at Oregon, at Oregon, Oregon.

1937

Head coach: Slats Gill. 8-14, 4-12 North. Table with 3 columns: Opponent, Wins, Losses. Rows include Willamette, Willamette, Willamette, Western Oregon, at Western Oregon, Oregon, at Oregon, Idaho, Idaho, Washington St., Washington St., Washington, Washington, at Portland, at Washington St., at Washington St., at Idaho, at Idaho, at Washington, at Washington, at Oregon, at Oregon.

1938

Head coach: Ralph Coleman. 18-7, 10-6 North. Table with 3 columns: Opponent, Wins, Losses. Rows include at Western Oregon, Western Oregon, Pacific (Ore.), Pacific (Ore.), Pacific (Ore.), Oregon, Portland, Portland, at Oregon, Oregon, Linfield, at Linfield, Washington St., Washington St., Idaho, Idaho, Washington, Washington, Washington, at Idaho, at Idaho, at Washington St., at Washington St., at Washington, at Washington, Oregon, at Oregon.

1939

Head coach: Ralph Coleman. 15-9, 7-8 North. Table with 3 columns: Opponent, Wins, Losses. Rows include Willamette, Western Oregon, Western Oregon, at Willamette, Willamette, Linfield, Linfield, Portland, Portland, Oregon, at Oregon, Idaho, Washington St., Washington St., Washington, Washington, at Idaho, at Idaho, at Washington St., at Washington St., at Oregon, at Oregon, Oregon.

1940

Head coach: Ralph Coleman. 19-5, 13-3 North. Table with 3 columns: Opponent, Wins, Losses. Rows include Pacific (Ore.), Willamette, at Willamette, Willamette, Salem Senators, Linfield, Salem Senators, at Oregon, Oregon, Washington St., Washington St., Idaho, Idaho, Washington, Washington, Washington, Portland.

Table with 3 columns: Opponent, Wins, Losses. Rows include at Idaho, at Idaho, at Washington St., at Washington St., at Washington, at Washington, Oregon, at Oregon.

1941

Head coach: Ralph Coleman. 15-10, 8-8 North. Table with 3 columns: Opponent, Wins, Losses. Rows include Linfield, Pacific (Ore.), Pacific (Ore.), Western Oregon, Willamette, Salem Senators, at Salem Senators, at Pacific (Ore.), at Pacific (Ore.), Oregon, at Oregon, Idaho, at Idaho, Idaho, at Washington St., at Washington St., Washington, Washington, at Washington St., at Washington St., at Washington St., at Idaho, at Idaho, at Washington, at Washington, Oregon, Oregon.

1942

Head coach: Ralph Coleman. 14-8, 8-6 North. Table with 3 columns: Opponent, Wins, Losses. Rows include Linfield, Willamette, at Willamette, at Portland, Willamette, at Willamette, Pacific (Ore.), Pacific (Ore.), at Oregon, Washington St., Washington St., Idaho, Washington, Washington, Oregon, at Oregon, at Idaho, at Idaho, at Washington St., at Washington St., at Washington, at Washington, at Washington, at Oregon.

1943

Head coach: Ralph Coleman. 14-6, 12-4 North. Table with 3 columns: Opponent, Wins, Losses. Rows include Camp Adair, Oregon, at Oregon, Idaho, Idaho, Washington St., Washington St., Washington, Washington, at Willamette.



1943 Team



at Washington St.	W	2-1	8-3
at Washington St.	W	6-2	9-3
at Idaho	W	9-0	10-3
at Idaho	W	5-4	11-3
at Washington	L	0-2	11-4
at Washington	W	6-3	12-4
Willamette	W	17-1	13-4
Camp Adair	L	4-8	13-5
Oregon	W	6-4	14-5
at Oregon	L	1-9	14-6

**1944-1945**

No varsity baseball - World War II

**1946**

Head coach: Ralph Coleman

16-10, 10-6 North

North: 2nd		Rec.	
Salem Senators	L	2-8	0-1
Salem Senators	L	2-14	0-2
Salem Senators	L	0-10	0-3
at Willamette	W	17-7	1-3
Willamette	W	15-8	2-3
Willamette	W	3-2	3-3
Pacific (Ore.)	W	9-5	4-3
Linfield	W	13-1	5-3
Washington St.	W	14-10	6-3
Washington St.	W	3-1	7-3
Idaho	L	12-14	7-4
Idaho	W	2-1	8-4
Washington	L	7-9	8-5
Washington	L	2-6	8-6
at Portland	L	3-7	8-7
at Portland	W	14-0	9-7
at Idaho	W	7-0	10-7
at Idaho	W	13-9	11-7
at Washington St.	W	10-6	12-7
at Washington St.	L	5-9	12-8
at Washington	W	5-0	13-8
at Washington	L	1-5	13-9
at Oregon	W	4-3	14-9
Oregon	W	10-6	15-9
at Oregon	L	3-5	15-10
Oregon	W	9-5	16-10

**1947**

Head coach: Ralph Coleman

14-11, 6-10 North

North: 4th		Rec.	
Lewis & Clark	W	7-2	1-0
Lewis & Clark	W	11-1	2-0
Linfield	W	5-0	3-0
Linfield	W	6-1	4-0
Montana	W	11-8	5-0
Montana	W	1-0	6-0
Willamette	W	5-4	7-0
Willamette	W	10-3	8-0
Salem Senators	L	4-7	8-1
Idaho	W	14-7	9-1
Idaho	W	12-4	10-1
Washington St.	L	3-8	10-2
Washington St.	L	10-11	10-3
Washington	W	10-8	11-3
Washington	L	5-7	11-4
at Washington St.	W	15-10	12-4
at Washington St.	L	1-6	12-5
at Idaho	L	4-6	12-6
at Idaho	L	1-4	12-7
at Washington	L	7-9	12-8
at Washington	W	10-9	13-8
Oregon	W	9-8	14-8
at Oregon	L	0-6	14-9
Oregon	L	7-9	14-10
at Oregon	L	6-8	14-11



The 1952 Team

**1948**

Head coach: Ralph Coleman

7-7, 4-7 North

North: 4th		Rec.	
Salem Senators	W	6-5	1-0
Salem Senators	W	12-6	2-0
at Portland	L	5-6	2-1
at Portland	W	4-2	3-1
Washington	W	5-2	4-1
Washington	L	1-4	4-2
at Idaho	L	5-6	4-3
at Idaho	W	8-3	5-3
at Washington St.	L	6-11	5-4
at Washington	W	5-1	6-4
at Washington	L	3-7	6-5
at Oregon	W	7-1	7-5
at Oregon	L	8-9	7-6
Oregon	L	10-13	7-7

**1949**

Head coach: Ralph Coleman

15-8, 8-7 North

North: 3rd		Rec.	
Portland	W	6-4	1-0
Linfield	W	12-5	2-0
Salem Senators	W	10-8	3-0
at Lewis & Clark	W	13-4	4-0
at Lewis & Clark	W	20-8	5-0
at Portland	W	19-14	6-0
at Portland	L	3-16	6-1
Lewis & Clark	W	11-2	7-1
Idaho	W	11-6	8-1
Idaho	W	13-6	9-1
Washington St.	L	1-11	9-2
Washington St.	L	2-4	9-3
Washington	W	17-7	10-3
Washington	W	18-8	11-3
at Washington St.	L	9-10	11-4
at Washington St.	L	3-4	11-5
at Idaho	W	5-2	12-5
at Idaho	W	10-4	13-5
at Washington	W	7-3	14-5
at Washington	L	5-6	14-6
at Oregon	L	6-7	14-7
Oregon	W	15-7	15-7
at Oregon	L	7-10	15-8

**1950**

Head coach: Ralph Coleman

7-12, 5-9 North

North: 4th		Rec.	
Portland State	W	7-4	1-0
Pacific (Ore.)	L	0-3	1-1
Willamette	L	5-6	1-2
Salem Senators	W	6-0	2-2
Salem Senators	L	0-4	2-3
Idaho	W	9-4	3-3
Idaho	W	14-5	4-3
Washington	W	14-4	5-3

Washington	L	5-11	5-4
at Idaho	L	3-5	5-5
at Idaho	L	4-5	5-6
at Washington St.	L	1-8	5-7
at Washington St.	L	1-4	5-8
at Washington	L	0-4	5-9
at Washington	L	0-1	5-10
Oregon	W	20-2	6-10
at Oregon	W	6-3	7-10
at Oregon	L	6-10	7-11
Oregon	L	4-7	7-12

**1951**

Head coach: Ralph Coleman

23-6, 10-4 North

North: 1st		Rec.	
Linfield	W	10-9	1-0
Linfield	W	4-3	2-0
Portland	W	7-5	3-0
at Oregon	W	10-4	4-0
Portland State	W	5-1	5-0
Lewis & Clark	W	2-0	6-0
Lewis & Clark	W	10-2	7-0
at Portland	W	16-2	8-0
Oregon	W	18-8	9-0
Willamette	W	12-4	10-0
Willamette	W	20-2	11-0
Linfield	W	15-7	12-0
Idaho	W	8-4	13-0
Idaho	W	3-2	14-0
Washington St.	W	7-4	15-0
Washington St.	W	11-10	16-0
Washington	W	12-3	17-0
Washington	W	5-2	18-0
at Washington St.	L	3-7	18-1
at Washington St.	L	5-6	18-2
at Washington	W	8-3	19-2
at Washington	L	1-11	19-3
at Oregon	L	2-10	19-4
Oregon	W	16-2	20-4
at Oregon	W	6-1	21-4
Oregon	W	5-1	22-4
at USC	L	4-6	22-5
at USC	W	12-1	23-5
at USC	L	7-10	23-6

**1952**

Head coach: Ralph Coleman

27-12, 10-6 North

North: 1st		Rec.	
Pacific (Ore.)	W	22-5	1-0
Linfield	W	5-0	2-0
Linfield	W	6-0	3-0
Portland State	W	16-3	4-0
Willamette	W	8-4	5-0
at Oregon	W	4-1	6-0
Lewis & Clark	W	4-2	7-0
Lewis & Clark	L	2-3	7-1

Portland	W	5-3	8-1
at Pacific (Ore.)	W	16-4	9-1
at Linfield	L	4-5	9-2
Oregon	L	5-12	9-3
at Lewis & Clark	W	10-4	10-3
Linfield	W	5-1	11-3
Linfield	W	22-5	12-3
Washington St.	W	9-2	13-3
Washington St.	L	3-9	13-4
at Portland	W	19-8	14-4
Idaho	L	15-16	14-5
Idaho	W	7-4	15-5
Washington	W	7-1	16-5
Washington	W	10-8	17-5
at Idaho	W	16-5	18-5
at Idaho	W	3-1	19-5
at Washington St.	L	3-5	19-6
at Washington St.	W	6-5	20-6
at Washington	W	6-2	21-6
at Washington	L	6-10	21-7
Seattle	L	6-8	21-8
Oregon	W	3-1	22-8
at Oregon	L	13-14	22-9
Oregon	W	7-6	23-9
at Oregon	L	5-18	23-10
USC	W	12-10	24-10
USC	W	5-4	25-10
Fresno State	W	2-1	26-10
Fresno State	W	8-4	27-10
vs. Duke	L	7-18	27-11
vs. Texas	L	1-10	27-12

**1953**

Head coach: Ralph Coleman

15-9, 8-3 North

North: 2nd		Rec.	
at Grant Tech	W	9-4	1-0
at California	L	3-4	1-1
at San Jose State	W	6-4	2-1
at Fresno State	L	3-5	2-2
at Fresno State	W	4-3	3-2
Willamette	L	6-7	3-3
at Oregon	W	8-2	4-3
Lewis & Clark	W	9-1	5-3
at Willamette	L	4-5	5-4
Oregon	L	6-8	5-5
Linfield	W	17-16	6-5
Portland	W	8-3	7-5
Idaho	W	4-1	8-5
Idaho	L	2-3	8-6
Washington St.	L	4-8	8-7
Washington St.	W	13-5	9-7
Seattle	L	6-8	9-8
at Washington St.	W	3-0	10-8
at Washington St.	W	8-3	11-8
at Idaho	W	13-9	12-8
at Idaho	W	3-2	13-8
at Washington	W	9-4	14-8
at Washington	W	9-1	15-8
at Oregon	L	1-2	15-9



1954

Head coach: Ralph Coleman
12-8, 10-6 North
North: 2nd
at Lewis & Clark W 11-0 1-0
at Oregon L 3-5 1-1
Willamette L 3-4 1-2
Salem Senators W 9-4 2-2
Washington St. W 7-1 3-2
Washington St. W 6-4 4-2
Idaho W 11-3 5-2
Idaho W 8-7 6-2
Washington W 17-6 7-2
Washington W 32-7 8-2
at Idaho L 0-4 8-3
at Idaho W 10-5 9-3
at Washington St. W 8-4 10-3
at Washington St. L 2-10 10-4
at Washington L 3-5 10-5
at Washington W 7-4 11-5
Oregon L 7-9 11-6
at Oregon W 7-3 12-6
Oregon L 6-12 12-7
at Oregon L 0-4 12-8

1955

Head coach: Ralph Coleman
15-10, 8-4 North
North: 2nd
at Cal-Davis W 10-1 1-0
at California L 2-7 1-1
at Stanford L 9-15 1-2
at San Jose State L 1-9 1-3
at Fresno State L 1-8 1-4
at Fresno State L 7-9 1-5
at Portland W 12-1 2-5
Linfield W 7-1 3-5
Willamette W 3-2 4-5
at Lewis & Clark W 5-2 5-5
Portland State W 21-3 6-5
at Salem Senators L 1-3 6-6
Idaho W 16-3 7-6
Washington W 9-0 8-6
Washington W 9-5 9-6
McChord Air Force W 8-2 10-6
at Washington St. W 29-12 11-6
at Idaho W 13-5 12-6
at Washington St. W 9-1 13-6
at Washington L 1-2 13-7
at Washington L 5-6 13-8
Oregon L 1-7 13-9
at Oregon W 15-7 14-9
Oregon W 6-4 15-9
at Oregon L 4-10 15-10

1956

Head coach: Ralph Coleman
17-13, 7-8 North
North: 3rd
vs. Idaho W 5-2 1-0
vs. Idaho W 13-2 2-0
vs. Washington St. W 4-3 3-0
vs. Washington St. W 4-3 4-0
Western Oregon W 5-4 5-0
Lewis & Clark W 5-1 6-0
Linfield L 4-5 6-1
at Lewis & Clark W 6-1 7-1
at Willamette L 4-6 7-2
at Portland L 4-9 7-3
Portland L 2-12 7-4
Portland State W 3-1 8-4
Portland State W 4-3 9-4
at Linfield W 3-2 10-4
Willamette W 10-8 11-4
at Oregon L 2-11 11-5
Oregon L 4-11 11-6
Idaho W 3-2 12-6
Idaho W 16-13 13-6
Washington St. L 5-7 13-7

Washington St. L 6-12 13-8
Washington L 12-15 13-9
Washington L 5-9 13-10
at Idaho W 7-5 14-10
at Idaho W 6-1 15-10
at Washington St. L 0-4 15-11
at Washington St. L 3-9 15-12
at Washington W 5-0 16-12
at Washington L 0-1 16-13
Oregon W 11-10 17-13

1957

Head coach: Ralph Coleman
18-13, 8-7 North
North: 2nd
vs. Idaho L 3-6 0-1
vs. Idaho W 15-3 1-1
vs. Washington St. L 10-11 1-2
vs. Washington St. W 1-0 2-2
Western Oregon W 3-1 3-2
Western Oregon W 5-4 4-2
Willamette W 15-4 5-2
Linfield L 7-8 5-3
Linfield W 4-3 6-3
at Portland W 4-0 7-3
at Portland W 10-3 8-3
at Linfield L 6-9 8-4
at Willamette W 13-10 9-4
Portland W 6-5 10-4
Portland L 2-6 10-5
Eugene Emeralds L 6-7 10-6
Oregon W 8-5 11-6
at Oregon L 4-8 11-7
Washington St. W 12-2 12-7
Washington St. W 11-4 13-7
Idaho L 4-6 13-8
Washington W 7-6 14-8
Washington W 4-3 15-8
at Washington St. W 3-1 16-8
at Washington St. L 2-3 16-9
at Idaho W 7-4 17-9
at Idaho L 0-1 17-10
at Washington L 2-5 17-11
at Washington L 7-9 17-12
at Oregon W 8-0 18-12
Oregon L 1-4 18-13

1958

Head coach: Ralph Coleman
18-11, 10-4 North
North: 1st
vs. Washington St. W 3-1 1-0
vs. Idaho L 2-3 1-1
vs. Montana W 16-5 2-1
at Western Oregon W 7-1 3-1
at Linfield L 0-4 3-2
at Linfield W 23-3 4-2
at Lewis & Clark W 13-7 5-2
Willamette L 1-2 5-3
Linfield W 5-0 6-3
Western Oregon W 10-1 7-3
Portland L 5-10 7-4
Portland L 1-5 7-5
Portland State W 12-0 8-5
Idaho W 3-1 9-5
Idaho W 4-2 10-5
Washington St. L 5-20 10-6
Washington St. W 3-2 11-6
Washington W 14-0 12-6
Washington W 15-7 13-6
at Idaho L 2-4 13-7
at Idaho W 13-1 14-7
at Washington St. L 5-14 14-8
at Washington St. L 2-3 14-9
at Washington W 10-4 15-9
at Washington W 8-7 16-9
Oregon W 4-3 17-9
at Oregon W 5-3 18-9
USC L 0-7 18-10
USC L 0-15 18-11

1959

Head coach: Ralph Coleman
21-7, 7-5 North
North: 4th
vs. Washington St. W 5-4 1-0
vs. Montana W 10-2 2-0
vs. Idaho W 10-2 3-0
at Lewis & Clark W 6-4 4-0
at Portland W 13-4 5-0
Lewis & Clark W 10-0 6-0
Lewis & Clark W 12-4 7-0
at Linfield W 9-2 8-0
at Willamette W 10-2 9-0
Western Oregon W 14-1 10-0
Portland State W 9-6 11-0
Portland W 3-2 12-0
Portland W 4-2 13-0
Linfield W 15-5 14-0
Oregon W 5-2 15-0
at Oregon L 4-8 15-1
Eugene Emeralds L 9-10 15-2
Washington St. L 1-6 15-3
Washington St. W 6-5 16-3
Idaho W 11-0 17-3
Idaho W 14-6 18-3
Washington W 13-4 19-3
at Washington St. L 5-10 19-4
at Washington St. L 3-4 19-5
at Washington L 2-4 19-6
at Washington L 4-5 19-7
at Oregon W 11-0 20-7
Oregon W 7-4 21-7

1960

Head coach: Ralph Coleman
18-5, 7-5 North
North: 2nd
at Whitman W 23-1 1-0
at Whitman W 10-1 2-0
vs. Washington St. W 4-3 3-0
vs. Idaho W 4-3 4-0
vs. Montana W 6-5 5-0
Lewis & Clark W 6-5 6-0
Lewis & Clark W 3-0 7-0
at Portland W 9-4 8-0
Linfield W 6-4 9-0
Portland W 8-7 10-0
at Oregon L 0-5 10-1
Oregon W 4-0 11-1
Idaho W 5-0 12-1
Idaho W 7-2 13-1
Washington W 9-6 14-1
Washington W 11-6 15-1
at Washington St. L 0-3 15-2
at Washington St. L 2-11 15-3
at Idaho L 9-13 15-4
at Idaho W 9-4 16-4
at Washington L 3-5 16-5
at Washington W 9-0 17-5
Oregon W 11-8 18-5

1961

Head coach: Ralph Coleman
27-14, 8-6 North
North: 2nd
at Fresno State L 4-1 0-1
at Fresno State L 0-16 0-2
at California L 5-6 0-3
at CSU-Sacramento L 7-8 0-4
at UC-Davis L 16-17 0-5
Pacific (Ore.) W 21-2 1-5
Lewis & Clark W 17-0 2-5
Lewis & Clark W 21-2 3-5
at Portland W 8-6 4-5
Portland State W 7-0 5-5
Linfield W 14-3 6-5
Linfield W 7-4 7-5
at Lewis & Clark W 8-1 8-5
at Lewis & Clark W 25-2 9-5

Willamette L 0-3 9-6
Willamette W 8-4 10-6
Portland W 12-2 11-6
at Linfield W 3-1 12-6
at Linfield W 6-5 13-6
at Willamette W 17-0 14-6
Idaho W 6-2 15-6
Washington St. W 10-3 16-6
Washington St. W 5-3 17-6
Washington W 3-1 18-6
at Idaho L 9-10 18-7
at Idaho L 7-8 18-8
at Washington St. L 8-9 18-9
at Washington St. L 2-3 18-10
at Washington W 5-3 19-10
at Washington L 1-2 19-11
at Oregon W 4-1 20-11
at Oregon W 7-6 21-11
Oregon L 3-8 21-12
Oregon W 7-6 22-12
vs. Hawaii Marines W 5-3 23-12
vs. Hickam Field AFB W 4-1 24-12
vs. Pearl Harbor W 6-2 25-12
vs. SUBPAC W 4-3 26-12
vs. Hawaii W 3-0 27-12
vs. Naval Air L 1-3 27-13
vs. Keio, Japan L 2-3 27-14

1962

Head coach: Ralph Coleman
26-6, 11-4 North
North: 1st
at Nevada W 9-1 1-0
at Nevada W 15-3 2-0
at Nevada W 5-3 3-0
at Portland State W 13-2 4-0
Portland W 13-1 5-0
Willamette W 8-0 6-0
Linfield W 7-2 7-0
Linfield W 5-4 8-0
at Linfield W 9-7 9-0
Portland State W 7-1 10-0
at Portland W 16-0 11-0
Seattle W 10-0 12-0
Seattle W 14-6 13-0
Pacific (Ore.) W 12-0 14-0
at Willamette W 11-3 15-0
at Oregon W 8-6 16-0
Oregon W 8-6 17-0
Idaho W 7-5 18-0
Idaho L 4-8 18-1
Washington St. W 6-1 19-1
Washington W 10-0 20-1
Washington W 13-3 21-1
at Idaho W 5-0 22-1
at Idaho W 16-12 23-1
at Washington St. L 9-10 23-2
at Washington St. W 7-5 24-2
at Washington W 4-0 25-2
at Washington W 15-2 26-2
Oregon L 0-1 26-3
at Oregon L 2-3 26-4
at Santa Clara L 1-8 26-5
at Santa Clara L 5-7 26-6

1963

Head coach: Ralph Coleman
23-12, 11-4 North
North: 1st
at Arizona W 7-4 1-0
at Arizona W 4-3 2-0
at Arizona L 2-3 2-1
at Arizona State L 4-5 2-2
at Arizona State W 8-6 3-2
at Arizona State W 8-5 4-2
at Arizona State L 2-7 4-3
at Linfield L 0-1 4-4
at Linfield L 3-4 4-5





A view of what is now Goss Stadium in 1967

Portland	W	8-3	5-5
Linfield	W	4-3	6-5
Linfield	W	5-3	7-5
at Portland	W	12-0	8-5
vs. Lewis & Clark	W	6-2	9-5
Seattle	W	7-2	10-5
Seattle	W	5-3	11-5
Portland State	L	2-6	11-6
Washington St.	W	9-3	12-6
Washington St.	W	7-5	13-6
Idaho	W	9-0	14-6
Washington	W	8-0	15-6
Washington	W	9-1	16-6
at Washington St.	L	4-7	16-7
at Washington St.	W	8-5	17-7
at Idaho	L	6-9	17-8
at Idaho	W	22-6	18-8
at Washington	W	2-1	19-8
at Washington	W	5-4	20-8
at Oregon	W	3-0	21-8
at Oregon	L	1-2	21-9
Oregon	W	5-0	22-9
Oregon	L	3-4	22-10
USC	L	5-6	22-11
USC	W	8-6	23-11
USC	L	5-7	23-12

**1964**

Head coach: Ralph Coleman

25-11, 8-8 North

North: 3rd		Rec.
at Southern Oregon	W	9-0 1-0
at Southern Oregon	W	4-0 2-0
at California	L	0-3 2-1
at Stanford	W	6-0 3-1
at Stanford	W	9-7 4-1
at Santa Clara	L	0-4 4-2
at Chico State	W	4-3 5-2
at Chico State	W	19-1 6-2
at Chico State	W	6-5 7-2
at Linfield	W	6-2 8-2
at Linfield	W	3-1 9-2
at Portland State	W	10-2 10-2
Linfield	L	5-6 10-3
Pacific (Ore.)	W	7-2 11-3
Portland	W	10-0 12-3
Portland State	W	20-1 13-3
at Portland	W	19-6 14-3
Willamette	W	8-1 15-3
Lewis & Clark	W	9-0 16-3
at Oregon	W	3-1 17-3
Oregon	L	2-5 17-4
Washington St.	W	3-0 18-4
Washington St.	W	2-1 19-4
Idaho	L	1-2 19-5
Idaho	W	10-4 20-5
Washington	W	12-5 21-5
Washington	W	15-2 22-5

at Willamette	W	8-1	23-5
at Idaho	L	2-5	23-6
at Idaho	W	3-1	24-6
at Washington St.	L	6-11	24-7
at Washington St.	L	6-19	24-8
at Washington	L	1-3	24-9
at Washington	L	2-4	24-10
Oregon	L	1-3	24-11
at Oregon	W	5-1	25-11

**1965**

Head coach: Ralph Coleman

15-19, 7-11 North

North: 3rd		Rec.
at Arizona	W	8-6 1-0
at Arizona	L	1-9 1-1
at Arizona	L	6-7 1-2
at Arizona State	L	3-10 1-3
at Arizona State	L	3-9 1-4
at Arizona State	L	4-9 1-5
at Arizona State	L	0-2 1-6
at Linfield	W	9-1 2-6
Linfield	W	5-2 3-6
Linfield	W	4-3 4-6
Willamette	W	8-1 5-6
at Lewis & Clark	L	2-3 5-7
at Portland	W	9-4 6-7
Pacific (Ore.)	L	4-14 6-8
at Portland State	W	3-2 7-8
Portland	W	7-3 8-8
Oregon	W	8-7 9-8
at Oregon	W	4-3 10-8
at Oregon	L	0-1 10-9
at Washington St.	W	5-4 11-9
at Washington St.	L	0-3 11-10
at Washington St.	L	2-3 11-11
Washington	L	1-6 11-12
Washington	L	2-6 11-13
Washington	W	5-4 12-13
Washington St.	L	6-8 12-14
Washington St.	L	2-9 12-15
Washington St.	L	1-9 12-16
at Washington	W	8-3 13-16
at Washington	W	7-4 14-16
at Washington	W	4-3 15-16
at Oregon	L	1-3 15-17
Oregon	L	7-8 15-18
Oregon	L	10-13 15-19

**1966**

Head coach: Ralph Coleman

18-17, 4-13 North

North: 4th		Rec.
at Arizona	L	3-12 0-1
at Arizona	L	3-9 0-2
at Arizona	L	2-3 0-3
at Northern Arizona	W	6-2 1-3

at Northern Arizona	W	13-11	2-3
at Grand Canyon	W	6-3	3-3
at Northern Arizona	W	8-3	4-3
Western Oregon	W	9-5	4-4
Portland State	W	7-2	5-4
at Portland State	W	4-0	6-4
at Portland State	W	3-0	7-4
Portland	W	5-4	8-4
at Linfield	W	6-1	9-4
at Linfield	W	6-5	10-4
Pacific (Ore.)	W	3-2	11-4
Portland State	W	2-1	12-4
at Oregon	W	3-2	13-4
Oregon	L	2-5	13-5
Oregon	W	4-3	14-5
at Portland	W	7-1	15-5
Washington St.	L	2-3	15-6
Washington St.	L	1-4	15-7
Washington St.	L	2-15	15-8
at Washington	L	3-4	15-9
at Washington	L	1-2	15-10
at Washington	L	6-12	15-11
at Washington St.	L	0-1	15-12
at Washington St.	L	4-5	15-13
Willamette	L	8-11	15-14
Washington	W	5-4	16-14
Washington	W	5-4	17-14
Washington	L	1-12	17-15
Oregon	L	8-9	17-16
at Oregon	L	0-4	17-17
at Oregon	L	1-2	17-18

**1967**

Head coach: Gene Tanselli

24-13, 9-6 Pacific-8

Pac-8: 4th		Rec.
at Arizona State	W	5-1 1-0
at Arizona State	W	7-5 2-0
at Arizona State	L	3-7 2-1
vs. Albuquerque	L	0-5 2-2
vs. Grand Canyon	W	12-2 3-2
vs. Northern Arizona	L	5-11 3-3
vs. Albuquerque	L	0-5 3-4
vs. Northern Arizona	L	5-6 3-5
Portland State	W	6-3 4-5
Portland State	L	0-5 4-6
at Pacific (Ore.)	W	5-1 5-6
at Linfield	L	0-1 5-7
at Portland State	W	8-2 6-7
Oregon St. Alum (ex.)	W	7-3 7-7
Pacific (Ore.)	W	7-1 8-7
Portland	W	11-0 9-7
at Stanford	L	1-4 9-8
at Stanford	L	1-2 9-9
at California	L	3-6 9-10
at California	W	5-2 10-10
Washington	W	8-5 11-10
Washington St.	W	3-1 12-10
Washington St.	W	1-0 13-10
Western Oregon	W	6-0 14-10
vs. Washington St.	L	0-13 14-11
at Portland	W	7-3 15-11
Linfield	W	3-1 16-11
at Portland State	W	6-2 17-11
Oregon	L	1-6 17-12
Willamette	W	14-5 18-12
Portland State	W	10-0 19-12
UCLA	W	4-1 20-12
UCLA	W	5-4 21-12
USC	W	5-0 22-12
USC	L	1-5 22-13
Oregon	W	4-2 23-13
at Oregon	W	8-5 24-13

**1968**

Head coach: Gene Tanselli

23-13-1, 6-12 Pacific-8

Pac-8: 7th		Rec.
at CSU-Sacramento	W	5-3 1-0
at Cal Poly-SLO	W	2-1 2-0
vs. UC-Santa Barbara	L	1-6 2-1
vs. Washington	W	6-2 3-1
vs. Westmont	W	7-3 4-1
vs. Chapman	W	6-5 5-1
vs. Grambling	W	10-5 6-1
Linfield	W	4-0 7-1
OSU Alumni (ex.)	W	7-3 8-1
Willamette	W	6-1 9-1
at Western Oregon	W	7-0 10-1
Pacific (Ore.)	W	10-2 11-1
at Linfield	W	10-1 12-1
at Pacific (Ore.)	T	4-4 12-1
Willamette	W	9-8 13-1
Portland State	W	6-2 14-1
Western Oregon	W	8-2 15-1
at Washington	L	2-0 16-1
at Washington St.	L	1-3 16-2
at Washington St.	W	5-2 17-2
Portland	W	7-6 18-2
at USC	L	3-7 18-3
at UCLA	L	8-11 18-4
at UCLA	L	1-2 18-5
at Stanford	L	0-2 18-6
at Stanford	L	2-11 18-7
at California	L	1-13 18-8
Eastern Oregon	W	12-11 19-8
at Oregon	L	4-5 19-9
Portland State	W	6-5 20-9
Washington St.	W	4-2 21-9
Washington	W	7-6 22-9
Washington	W	15-3 23-9
Stanford	W	4-1 24-9
California	L	1-4 24-10
California	L	1-3 24-11
UCLA	L	5-8 24-12
at Oregon	L	3-8 24-13

**1969**

Head coach: Gene Tanselli

17-20-1, 9-12 Pacific-8

Pac-8: 5th		Rec.
Western Oregon	W	5-0 1-0
at Santa Clara	L	3-4 1-1
at Santa Clara	L	0-6 1-2
at Fresno State	L	2-8 1-3
vs. Chapman	L	3-8 1-4
vs. California	W	6-4 2-4
at UC-Santa Barbara	L	3-4 2-5
vs. Westmont	W	10-7 3-5
at Cal Poly-SLO	T	1-1 3-5
Pacific (Ore.)	W	12-2 4-5
at Portland State	W	4-0 5-5
Portland State	L	2-3 5-6
at Portland	W	21-4 6-6
Washington	W	6-5 7-6
Washington St.	W	7-6 8-6
Washington St.	W	5-4 9-6
Portland	L	2-3 9-7
at Stanford	L	0-4 9-8
at California	L	1-6 9-9
at California	L	2-9 9-10
at USC	L	1-3 9-11
at USC	L	4-8 9-12
at UCLA	L	1-2 9-13
at Washington St.	W	12-5 10-13
at Washington	W	2-1 11-13
at Washington	W	6-5 12-13
Portland State	L	1-2 12-14
Oregon	W	5-3 13-14
at Portland State	W	4-3 14-14
at Western Oregon	W	7-5 15-14
USC	L	6-8 15-15
UCLA	L	2-12 15-16
UCLA	L	1-3 15-17



1975 Oregon State Baseball Team

Table with 4 columns: Opponent, W, L, T. Rows include Stanford, California, Oregon, and at Oregon.

1970

Table with 4 columns: Opponent, W, L, T. Includes Head coach: Gene Tanselli, 19-15, 6-12 North, and North: 2nd.

1971

Table with 4 columns: Opponent, W, L, T. Includes Head coach: Gene Tanselli, 18-17, 6-10 North, and North: 3rd.

Table with 4 columns: Opponent, W, L, T. Rows include Washington, Stanford, California, and Oregon.

1972

Table with 4 columns: Opponent, W, L, T. Includes Head coach: Gene Tanselli, 13-24, 2-15 North, and North: 4th.

1973

Table with 4 columns: Opponent, W, L, T. Includes Head coach: Jack Riley, 15-20-1, 5-13 North, and North: 4th.

1974

Table with 4 columns: Opponent, W, L, T. Includes Head coach: Jack Riley, 16-23, 6-12 North, and North: 3rd.

Table with 4 columns: Opponent, W, L, T. Rows include at Washington St., Oregon Tech, Oregon, at Oregon, and at Oregon.

1975

Table with 4 columns: Opponent, W, L, T. Includes Head coach: Jack Riley, 28-10-1, 13-5 North, and North: 2nd.

1976

Table with 4 columns: Opponent, W, L, T. Includes Head coach: Jack Riley, 31-15, 12-6 North, and North: 2nd.



Washington St.	W	4-0	16-10
Washington St.	W	2-1	17-10
Washington St.	L	2-12	17-11
at Portland	W	4-3	18-11
Linfield	W	11-2	19-11
at Oregon	W	9-5	20-11
Oregon	W	8-0	21-11
Oregon	W	3-1	22-11
Western Oregon	W	9-1	23-11
Puget Sound	W	3-0	24-11
at Washington St.	L	0-1	24-12
at Washington St.	L	3-13	24-13
at Washington St.	L	2-3	24-14
at Portland State	W	7-1	25-14
Washington	W	8-3	26-14
Washington	W	8-3	27-14
Washington	W	7-6	28-14
Washington	W	12-3	29-14
Oregon	W	10-0	30-14
Oregon	L	2-3	30-15
at Oregon	W	4-3	31-15

**1977**

<b>Head coach: Jack Riley</b>			
<b>31-17, 12-6 North</b>			
<b>North: 2nd</b>			
		<b>Rec.</b>	
Pacific (Ore.)	W	6-0	1-0
Pacific (Ore.)	W	4-1	2-0
at Chico State	W	4-1	3-0
at Chico State	W	5-3	4-0
vs. Cal Poly	W	12-9	5-0
at USC	L	3-4	5-1
at Cal State Fullerton	L	1-6	5-2
vs. Pepperdine	L	12-14	5-3
vs. Northern Arizona	L	6-13	5-4
vs. Grand Canyon	W	7-1	6-4
at Arizona State	L	6-11	6-5
vs. Arizona	L	3-7	6-6
at Cal Poly	L	5-7	6-7
at San Jose State	W	3-1	7-7
at Santa Clara	W	1-0	8-7
vs. San Francisco	W	17-2	9-7
vs. Pacific (Calif.)	L	4-5	9-8
vs. Arizona	L	3-11	9-9
vs. Stanford	L	0-9	9-10
vs. San Diego State	W	7-5	10-10
Western Oregon	W	15-1	11-10
Washington	W	8-1	12-10
Washington	W	4-3	13-10
Washington	W	11-3	14-10
at Linfield	W	7-3	15-10
Western Oregon	W	4-0	16-10
at Washington St.	L	2-4	16-11
at Washington St.	W	7-5	17-11
at Washington St.	L	0-9	17-12
Willamette	W	12-5	18-12
at Pacific (Ore.)	W	13-1	19-12
Oregon	W	4-2	20-12
at Oregon	W	6-2	21-12
at Oregon	W	10-5	22-12
Portland	W	10-3	23-12
at Willamette	W	11-5	24-12
Washington St.	L	4-11	24-13
Washington St.	W	4-3	25-13
Washington St.	L	2-5	25-14
at Washington	W	5-2	26-14
at Washington	L	1-9	26-15
at Washington	W	6-1	27-15
at Western Oregon	W	7-0	28-15
Puget Sound	W	5-2	29-15
at Oregon	W	11-4	30-15
Oregon	L	1-7	30-16
Oregon	W	18-3	31-16
at Portland State	L	4-5	31-17

**1978**

<b>Head coach: Jack Riley</b>			
<b>22-22-2, 6-9 North</b>			
<b>Pac-10 North: 3rd</b>			
		<b>Rec.</b>	
Pacific (Ore.)	W	6-1	1-0
Pacific (Ore.)	W	4-2	2-0
at Chico State	W	11-0	3-0
at Chico State	L	1-5	3-1
at CSU-Sacramento	W	19-0	4-1
at CSU-Hayward	W	1-0	5-1
at CSU-Hayward	W	2-1	6-1
at St Mary's (Calif.)	T	4-4	6-1
vs. Portland State	L	1-10	6-2
vs. CSU-Los Angeles	W	6-5	7-2
vs. CSU-Los Angeles	L	0-1	7-3
at Fresno State	L	6-11	7-4
vs. Portland State	L	2-6	7-5
at Fresno State	L	1-11	7-6
vs. California	L	5-11	7-7
vs. Maine	W	6-0	8-7
vs. Stanford	L	7-11	8-8
vs. Oral Roberts	L	1-5	8-9
vs. Cal-Riverside	W	4-2	9-9
vs. Washington St.	W	2-0	10-9
vs. Valdosta State	W	4-2	11-9
Portland	W	3-2	12-9
Southern Oregon	W	13-3	13-9
Washington St.	L	8-11	13-10
Washington St.	W	2-1	14-10
Washington St.	L	2-4	14-11
Portland State	W	23-3	15-11
at Western Oregon	L	1-5	15-12
at Puget Sound	W	25-3	16-12
at Washington	T	0-0	16-12
at Washington	W	4-3	17-12
Linfield	L	6-7	17-13
Oregon	W	5-2	18-13
Oregon	L	4-5	18-14
at Oregon	W	6-4	19-14
at Linfield	L	3-9	19-15
Washington	L	6-9	19-16
Washington	L	6-12	19-17
Washington	W	5-4	20-17
Washington	L	5-6	20-18
Western Oregon	W	9-0	21-18
at Portland	L	5-10	21-19
at Washington St.	W	5-2	22-19
at Washington St.	L	2-3	22-20
at Washington St.	L	4-5	22-21
at Oregon	L	10-12	22-22

**1979**

<b>Head coach: Jack Riley</b>			
<b>21-25, 4-11 North</b>			
<b>Pac-10 North: 3rd</b>			
		<b>Rec.</b>	
at Hawaii	L	1-2	0-1
at Hawaii	L	2-4	0-2
at Hawaii	L	13-14	0-3
at Hawaii	L	3-4	0-4
at Hawaii	L	2-5	0-5
at Hawaii	L	2-6	0-6
Pacific (Ore.)	W	4-2	1-6
Pacific (Ore.)	W	4-0	2-6
at Oregon Tech	W	19-1	3-6
at Oregon Tech	W	18-0	4-6
at Pacific (Calif.)	L	1-9	4-7
at San Jose State	W	7-2	5-7
at CSU-Stanislaus	L	4-11	5-8
at Fresno State	L	2-6	5-9
vs. Pepperdine	L	1-2	5-10
vs. Washington St.	L	3-4	5-11
vs. Wyoming	W	11-8	6-11
vs. UNLV	L	5-6	6-12
vs. Pepperdine	L	4-7	6-13
at Fresno State	L	1-9	6-14
at CSU-Sacramento	W	9-2	7-14
Portland State	W	1-0	8-14
Oregon Tech	W	5-1	9-14
Lewis & Clark	W	7-2	10-14
Willamette	W	3-2	11-14

at Washington St.	L	2-3	11-15
at Washington St.	L	1-8	11-16
at Washington St.	L	5-8	11-17
Washington	L	6-7	11-18
Washington	L	0-2	11-19
Washington	L	1-7	11-20
Oregon	W	1-0	12-20
at Oregon	W	7-3	13-20
at Oregon	W	7-3	14-20
Linfield	W	4-1	15-20
at Willamette	W	8-2	16-20
at Puget Sound	W	15-4	17-20
at Washington	L	1-12	17-21
at Washington	L	0-7	17-22
at Washington	L	3-4	17-23
Western Oregon	W	7-3	18-23
at Portland State	W	5-4	19-23
at Lewis & Clark	W	21-3	20-23
at Oregon	L	2-7	20-24
Oregon	W	2-0	21-24
Oregon	L	2-6	21-25

**1980**

<b>Head coach: Jack Riley</b>			
<b>33-16, 8-9 North</b>			
<b>Pac-10 North: 2nd</b>			
		<b>Rec.</b>	
Pacific (Ore.)	W	17-0	1-0
Pacific (Ore.)	W	6-0	2-0
at Chico State	L	6-14	2-1
at Pacific (Calif.)	W	4-3	3-1
at Long Beach State	L	2-5	3-2
at Long Beach State	W	2-1	4-2
at Long Beach State	L	4-8	4-3
at Pepperdine	W	3-2	5-3
at Pepperdine	W	7-3	6-3
vs. Oral Roberts	L	3-6	6-4
vs. Oral Roberts	W	5-4	7-4
at Fresno State	L	7-12	7-5
at Chico State	W	17-5	8-5
at Oregon Tech	W	9-3	9-5
Puget Sound	W	8-4	10-5
Puget Sound	W	14-0	11-5
Puget Sound	W	5-0	12-5
at Gonzaga	W	5-3	13-5
at Gonzaga	L	6-8	13-6
Portland State	W	3-1	14-6
Concordia	W	12-0	15-6
George Fox	W	7-4	16-6
Washington	W	2-1	17-6
at Washington St.	L	7-8	17-7
at Washington St.	L	4-7	17-8
at Washington St.	L	5-7	17-9
at Portland	W	10-4	18-9
at Linfield	W	11-7	19-9
Southern Oregon	W	10-2	20-9
at Oregon	L	3-4	20-10
Oregon	W	7-1	21-10
Oregon	W	2-1	22-10
at Portland State	W	8-4	23-10
Linfield	W	22-8	24-10
Washington St.	L	3-9	24-11
Washington St.	L	3-9	24-12
Washington St.	W	12-11	25-12
Lewis & Clark	W	11-2	26-12
at Western Oregon	W	21-3	27-12
Willamette	W	12-3	28-12
at Washington	L	2-3	28-13
at Washington	W	11-7	29-13
at Washington	L	3-4	29-14
at Washington	W	11-7	30-14
Portland	L	0-10	30-15
Western Oregon	W	9-1	31-15
at Oregon	W	8-2	32-15
at Oregon	L	3-8	32-16
Oregon	W	3-2	33-16

**1981**

<b>Head coach: Jack Riley</b>			
<b>29-14-1, 11-7 North</b>			
<b>Pac-10 North: 2nd</b>			
		<b>Rec.</b>	
Western Oregon	W	15-1	1-0
Pacific (Ore.)	W	6-5	2-0
Pacific (Ore.)	W	2-0	3-0
vs. Washington St.	L	9-12	3-1
at Lewis-Clark State	W	13-10	4-1
vs. Gonzaga	W	8-1	5-1
vs. East. Washington	W	6-3	6-1
at Lewis-Clark State	L	4-5	6-2
Oregon Tech	W	11-6	7-2
Oregon Tech	W	8-7	8-2
vs. Willamette	L	4-5	8-3
at Chico State	W	6-0	9-3
at Pacific (Calif.)	W	6-5	10-3
vs. Brigham Young	W	6-3	11-3
vs. UC-Santa Barbara	L	6-7	11-4
vs. Fresno State	L	5-8	11-5
vs. Brigham Young	L	2-3	11-6
vs. UC-Santa Barbara	W	5-2	12-6
vs. Washington St.	W	5-4	13-6
at San Jose State	L	4-14	13-7
at Chico State	T	9-9	13-7
at Washington	L	1-8	13-8
at Washington	W	7-4	14-8
Washington St.	L	3-6	14-9
Washington St.	W	6-2	15-9
Western Oregon	W	7-1	16-9
Southern Oregon	W	10-0	17-9
Oregon	L	4-11	17-10
at Oregon	W	7-3	18-10
at Oregon	W	7-5	19-10
at Washington St.	W	12-0	20-10
at Washington St.	W	9-8	21-10
at Washington St.	L	3-12	21-11
at Washington St.	L	2-8	21-12
at Portland	W	12-1	22-12
at George Fox	W	23-1	23-12
at Washington	W	11-5	24-12
Washington	W	14-12	25-12
Washington	W	10-2	26-12
Washington	L	4-14	26-13
at Western Oregon	W	6-2	27-13
at Oregon	L	8-10	27-14
Oregon	W	8-3	28-14
Oregon	W	8-6	29-14

**1982**

<b>Head coach: Jack Riley</b>			
<b>29-15, 16-8 North</b>			
<b>Pac-10 North: 1st</b>			
		<b>Rec.</b>	
vs. East. Washington	L	3-4	0-1
at Lewis-Clark State	W	15-7	1-1
vs. Washington St.	L	9-13	1-2
at Lewis-Clark State	W	10-4	2-2
at Pacific (Ore.)	W	3-1	3-2
at Oregon Tech	W	15-3	4-2
at Oregon Tech	W	14-6	5-2
at St. Mary's (Calif.)	L	3-5	5-3
at Santa Clara	W	5-1	6-3
at Pacific (Calif.)	W	5-1	7-3
vs. UC-Santa Barbara	L	6-8	7-4
at San Jose State	L	0-7	7-5
at San Jose State	W	9-2	8-5
Western Oregon	W	19-2	9-5
Portland State	W	5-4	10-5
at Portland State	W	9-2	11-5
East. Washington	W	3-1	12-5
East. Washington	L	3-4	12-6
at Washington St.	L	3-4	12-7
at Washington St.	W	13-12	13-7
at Gonzaga	W	6-5	14-7
at Gonzaga	L	7-11	14-8
Southern Oregon	W	14-5	15-8
at Portland State	W	5-4	16-8
Western Oregon	W	12-1	17-8
Washington	W	5-2	18-8
Washington	W	6-1	19-8





Table with 3 columns: Opponent, W, L, T. Rows include Portland, Washington St., Gonzaga, etc.

1983

Head coach: Jack Riley

27-17, 17-7 North

Table with 3 columns: Opponent, W, L, T. Rows include vs. Washington St., at Lewis-Clark State, etc.

1984

Head coach: Jack Riley

22-23, 11-11 North

Table with 3 columns: Opponent, W, L, T. Rows include vs. CSU-Sacramento, at Fresno State, etc.

Table with 3 columns: Opponent, W, L, T. Rows include vs. UC- Santa Barbara, vs. Oral Roberts, etc.

1985

Head coach: Jack Riley

34-17, 12-12 North

Table with 3 columns: Opponent, W, L, T. Rows include at Chico State, at Chico State, etc.

Table with 3 columns: Opponent, W, L, T. Rows include at Linfield, Gonzaga, Washington St., etc.

1986

Head coach: Jack Riley

39-15, 18-5 North

Table with 3 columns: Opponent, W, L, T. Rows include at Oregon Tech, at CSU-Sacramento, etc.

1987

Head coach: Jack Riley

31-15, 15-9 North

Table with 3 columns: Opponent, W, L, T. Rows include at Chico State, at Chico State, etc.

1988

Head coach: Jack Riley

30-19, 14-10 North

Table with 3 columns: Opponent, W, L, T. Rows include at Sonoma State, at Sonoma State, etc.



at Washington St.	L	1-3	15-11
at Washington St.	W	4-3	16-11
Willamette	W	8-0	17-11
at Washington St.	L	4-5	17-12
at Washington St.	L	4-10	17-13
at Gonzaga	L	0-1	17-14
at Gonzaga	W	9-8	18-14
Lewis & Clark	W	9-8	19-14
at Portland	W	9-1	20-14
East. Washington	W	2-0	21-14
East. Washington	L	1-6	21-15
Concordia	W	4-1	22-15
Portland State	W	4-0	23-15
Portland State	W	23-11	24-15
Washington	W	7-3	25-15
Washington	L	7-16	25-16
at Washington	W	13-0	26-16
at Washington	W	4-3	27-16
at Portland State	L	2-5	27-17
at Portland State	W	13-6	28-17
vs. Portland	W	1-0	29-17
vs. Gonzaga	W	11-1	30-17
vs. Washington St.	L	3-13	30-18
vs. East. Washington	L	7-8	30-19

**1989**

**Head coach: Jack Riley**  
**27-23, 15-9 North**  
**Pac-10 North: 3rd**

			<b>Rec.</b>
at Chico State	W	4-3	1-0
at Chico State	W	8-2	2-0
at Chico State	L	6-15	2-1
at Cal State-Sac.	L	3-7	2-2
at Cal State-Sac.	W	5-4	3-2
at Pacific (Calif.)	L	0-3	3-3
at Pacific (Calif.)	W	19-3	4-3
at Fresno State	L	2-5	4-4
at Fresno State	W	8-6	5-4
at Fresno State	L	1-2	5-5
at Long Beach State	L	9-10	5-6
at Long Beach State	L	6-13	5-7
vs. Harvard	L	7-9	5-8
at Cal-Riverside	L	9-10	5-9
vs. Washington St.	L	0-4	5-10
vs. Brigham Young	L	2-9	5-11
vs. Arizona State	L	2-4	5-12
George Fox	W	4-2	6-12
at Portland	L	2-4	6-13
Washington St.	L	2-4	6-14
Washington St.	L	0-2	6-15
Portland	L	3-10	6-16
Linfield	W	12-0	7-16
at East. Washington	W	4-2	8-16
at East. Washington	W	8-3	9-16
at Gonzaga	W	12-5	10-16
at Gonzaga	L	8-11	10-17
Concordia	W	14-5	11-17
Willamette	W	4-0	12-17
Gonzaga	L	5-6	12-18
Gonzaga	L	9-12	12-19
East. Washington	W	14-2	13-19
East. Washington	W	12-11	14-19
Lewis & Clark	W	12-1	15-19
at Washington St.	W	15-4	16-19
at Washington St.	W	11-4	17-19
Portland	W	4-3	18-19
at Portland	L	2-5	18-20
at Washington	W	4-3	19-20
at Washington	L	3-7	19-21
at Portland State	W	14-4	20-21
at Portland State	W	8-3	21-21
Portland State	W	9-2	22-21
Portland State	W	12-4	23-21
Washington	W	9-8	24-21
Washington	W	2-1	25-21
vs. Portland	L	1-3	25-22
vs. East. Washington	W	12-5	26-22
vs. Gonzaga	W	8-3	27-22
vs. Portland State	L	4-9	27-23

**1990**

**Head coach: Jack Riley**  
**30-22, 15-9 North**  
**Pac-10 North: 2nd**

			<b>Rec.</b>
at Chico State	L	3-4	0-1
vs. Nevada	L	3-4	0-2
at Chico State	L	8-15	0-3
at Cal State-Sac.	L	2-6	0-4
at Pacific (Calif.)	L	3-4	0-5
at Pacific (Calif.)	L	3-4	0-6
at Fresno State	L	6-7	0-7
at Fresno State	L	5-14	0-8
at Fresno State	W	2-1	1-8
Willamette	W	4-0	2-8
vs. Brigham Young	L	7-10	2-9
vs. Ohio State	W	11-10	3-9
at San Jose State	L	2-3	3-10
vs. Minnesota	W	7-3	4-10
vs. Washington	W	8-1	5-10
at San Jose State	L	3-6	5-11
Western Oregon	W	14-6	6-11
George Fox	W	8-1	7-11
at Portland State	L	5-12	7-12
Portland State	W	12-3	8-12
at George Fox	W	10-4	9-12
Linfield	W	5-3	10-12
at East. Washington	W	8-4	11-12
at East. Washington	L	7-8	11-13
at Washington St.	W	8-5	12-13
at Washington St.	L	4-11	12-14
at Portland	W	9-4	13-14
Oregon Tech	W	10-7	14-14
Gonzaga	L	3-7	14-15
Gonzaga	L	8-13	14-16
at Willamette	W	9-1	15-16
Portland State	W	4-3	16-16
at Gonzaga	W	11-1	17-16
at Gonzaga	L	0-7	17-17
Concordia	W	7-6	18-17
Washington St.	W	2-1	19-17
Washington St.	L	0-7	19-18
East. Washington	W	15-1	20-18
East. Washington	W	8-0	21-18
Eastern Oregon	W	8-0	22-18
at Western Oregon	W	11-0	23-18
Portland	W	4-0	24-18
Portland	W	6-1	25-18
Washington	W	9-0	26-18
Washington	L	6-14	26-19
at Washington	L	3-5	26-20
at Washington	W	9-8	27-20
at Portland	W	11-1	28-20
at Portland	W	7-2	29-20
vs. Washington	W	3-1	30-20
vs. Washington St.	L	5-16	30-21
vs. Washington	L	2-9	30-22

**1991**

**Head coach: Jack Riley**  
**28-20, 12-8 North**  
**Pac-10 North: 2nd**

			<b>Rec.</b>
George Fox	W	15-3	1-0
at McNeese State	L	5-6	1-1
vs. Oklahoma State	L	4-5	1-2
at SW Louisiana	W	8-7	2-2
vs. Tulane	L	5-6	2-3
vs. Oklahoma State	L	1-12	2-4
at Portland State	L	3-4	2-5
Portland State	W	22-7	3-5
at CSU-Sacramento	L	6-8	3-6
at Fresno State	L	1-3	3-7
at Fresno State	W	5-2	4-7
at Fresno State	W	5-2	5-7
at UC-Riverside	L	1-2	5-8
vs. Brigham Young	L	1-5	5-9
vs. Lafayette	W	11-5	6-9
vs. New Mexico	W	5-4	7-9
vs. Washington	W	7-5	8-9

Portland	L	0-2	8-10
at Portland State	L	1-7	8-11
at Portland State	L	0-6	8-12
at Washington	L	1-3	8-13
at Washington	W	7-5	9-13
Willamette	W	8-0	10-13
Western Oregon	W	5-4	11-13
Gonzaga	W	6-0	12-13
Gonzaga	W	8-0	13-13
Washington St.	W	1-0	14-13
Washington St.	L	4-9	14-14
Concordia	W	8-0	15-14
at George Fox	W	6-1	16-14
at Portland	L	0-13	16-15
at Portland	W	9-7	17-15
Linfield	W	4-3	18-15
at Washington St.	L	2-6	18-16
at Washington St.	L	6-8	18-17
at Gonzaga	W	9-2	19-17
at Gonzaga	W	14-2	20-17
at Western Oregon	W	6-0	21-17
Portland	W	12-11	22-17
at Portland	W	12-8	23-17
Washington	W	5-2	24-17
Washington	W	4-0	25-17
Portland State	W	3-0	26-17
Portland State	L	5-8	26-18
vs. Portland	L	4-13	26-19
vs. Washington	W	16-14	27-19
vs. Washington St.	W	9-8	28-19
vs. Portland	L	5-8	28-20

**1992**

**Head coach: Jack Riley**  
**23-30, 10-20 North**  
**Pac-10 North: 6th**

			<b>Rec.</b>
Concordia	W	17-2	1-0
Lewis & Clark	W	15-4	2-0
vs. Northwestern	L	1-10	2-1
at UNLV	L	6-9	2-2
vs. Southern Utah	W	8-2	3-2
vs. Northwestern	L	2-5	3-3
vs. Southern Utah	W	10-1	4-3
Western Oregon	W	8-0	5-3
vs. Evansville	W	6-5	6-3
at Central Florida	L	5-6	6-4
vs. Illinois-Chicago	W	10-6	7-4
vs. Evansville	L	5-6	7-5
at Central Florida	W	5-4	8-5
vs. Illinois-Chicago	W	7-5	9-5
at Cal State-Sac.	W	14-6	10-5
at Cal State-Sac.	L	3-4	10-6
at Cal State-Sac.	L	3-6	10-7
vs. Nevada	L	5-7	10-8
George Fox	L	1-4	10-9
at Gonzaga	W	3-0	11-9
at Gonzaga	L	1-6	11-10
at Gonzaga	L	1-7	11-11
Willamette	W	14-2	12-11
at Portland	L	7-12	12-12
Washington St.	L	4-6	12-13
Washington St.	L	7-8	12-14
Washington St.	W	6-3	13-14
Portland	L	6-7	13-15
Portland State	L	3-6	13-16
at Portland State	W	3-1	14-16
at Portland State	L	4-5	14-17
at Linfield	L	3-5	14-18
at Portland	W	7-3	15-18
at Washington	L	1-2	15-19
at Washington	L	3-7	15-20
at Washington	L	1-4	15-21
at George Fox	W	5-2	16-21
at Washington St.	W	7-4	17-21
at Washington St.	L	6-7	17-22
at Washington St.	W	5-4	18-22
Linfield	W	7-5	19-22
at Portland	L	3-7	19-23
at Portland State	L	5-6	19-24

Portland State	W	2-0	20-24
Portland State	L	4-9	20-25
Portland	W	17-13	21-25
Portland	L	7-14	21-26
Washington	W	7-6	22-26
Washington	L	7-8	22-27
Washington	L	6-20	22-28
Gonzaga	W	7-3	23-28
Gonzaga	L	1-3	23-29
Gonzaga	L	5-8	23-30

**1993**

**Head coach: Jack Riley**  
**31-18, 20-10 North**  
**Pac-10 North: 2nd**

			<b>Rec.</b>
vs. California	L	1-10	0-1
at CSU-Sacramento	W	8-6	1-1
vs. UC-Santa Barbara	W	11-8	2-1
at CSU-Sacramento	L	9-10	2-2
Western Oregon	W	8-3	3-2
Linfield	W	5-1	4-2
Eastern Oregon	W	11-0	5-2
Willamette	W	16-6	6-2
George Fox	W	14-1	7-2
vs. Utah	L	3-7	7-3
at San Jose State	W	5-1	8-3
vs. Cal State-Sac.	W	7-1	9-3
vs. Utah	W	5-1	10-3
at Texas Christian	W	2-0	11-3
at Texas Christian	L	4-5	11-4
at Texas-Arlington	L	9-13	11-5
at Oklahoma	L	13-14	11-6
at Oklahoma	L	9-20	11-7
vs. SW Missouri State	W	17-3	12-7
at Oklahoma	L	9-10	12-8
Gonzaga	W	13-0	13-8
Gonzaga	W	17-3	14-8
at Portland	W	4-1	15-8
Portland	W	8-3	16-8
at Washington St.	W	9-2	17-8
at Washington St.	L	5-11	17-9
at Washington St.	L	7-8	17-10
Portland	W	5-0	18-10
vs. Washington	L	1-4	18-11
vs. Washington	L	0-5	18-12
vs. Washington	W	4-0	19-12
Portland	W	5-0	20-12
at Portland State	W	10-0	21-12
at Portland State	W	5-3	22-12
at Gonzaga	W	10-8	23-12
at Gonzaga	W	11-3	24-12
at Gonzaga	L	2-9	24-13
at Gonzaga	W	6-4	25-13
at Portland	W	16-3	26-13
Portland State	W	13-5	27-13
Portland State	L	4-6	27-14
at Portland State	L	1-2	27-15
at Portland State	L	4-9	27-16
Portland	W	3-1	28-16
Washington	W	2-1	29-16
Washington	L	4-5	29-17
Washington	L	6-9	29-18
Washington St.	W	9-0	30-18
Washington St.	W	3-2	31-18

**1994**

**Head coach: Jack Riley**  
**36-15, 22-8 North**  
**Pac-10 North: 1st**

			<b>Rec.</b>
Western Oregon	W	2-1	1-0
Lewis & Clark	W	5-0	2-0
Pacific (Ore.)	W	10-3	3-0
vs. Portland	L	2-5	3-1
at Cal State-Sac.	W	5-0	4-1
at Cal State-Sac.	W	10-3	5-1
vs. Portland	W	8-5	6-1
at Western Oregon	W	11-0	7-1
George Fox	W	8-3	8-1
vs. Maine	W	18-2	9-1



Table of baseball game results for 1995, listing opponents, scores, and dates.

1995

Summary table for 1995 season including head coach Pat Casey, overall record, and conference performance.

Table of baseball game results for 1996, listing opponents, scores, and dates.

1996

Summary table for 1996 season including head coach Pat Casey, overall record, and conference performance.

1997

Summary table for 1997 season including head coach Pat Casey, overall record, and conference performance.

Table of baseball game results for 1998, listing opponents, scores, and dates.

1998

Summary table for 1998 season including head coach Pat Casey, overall record, and conference performance.

Table of baseball game results for 1999, listing opponents, scores, and dates.

1999

Summary table for 1999 season including head coach Pat Casey, overall record, and conference performance.





Washington St.	W	13-4	17-35
Washington St.	W	8-6	18-35
Washington St.	W	9-7	19-35

**2000**

**Head coach: Pat Casey**  
**28-27, 9-15 Pacific-10**

<b>Pac-10: 6th</b>		<b>Rec.</b>	
vs. Kansas State	L	6-7	0-1
vs. Texas A&M	L	4-9	0-2
vs. Kansas State	W	16-2	1-2
at Fresno State	L	1-4	1-3
at Fresno State	L	4-9	1-4
at Fresno State	L	0-8	1-5
vs. West Virginia	W	9-6	2-5
vs. Nevada	W	9-5	3-5
vs. Santa Clara	L	10-12	3-6
at UNLV	W	4-3	4-6
vs. CSU-Northridge	W	13-10	5-6
at Washington	W	13-9	6-6
at Washington	W	27-4	7-6
Western Oregon	W	9-5	8-6
Washington St.	W	8-3	9-6
Washington St.	W	14-2	10-6
Washington St.	L	6-11	10-7
vs. Ohio State	W	13-0	11-7
at Texas A&M	L	0-3	11-8
vs. Central Michigan	L	3-4	11-9
vs. Ohio State	L	3-8	11-10
vs. Central Michigan	W	5-3	12-10
at Texas A&M	W	6-1	13-10
CSU-Northridge	W	10-9	14-10
CSU-Northridge	L	7-9	14-11
CSU-Northridge	W	9-3	15-11
CSU-Northridge	W	11-8	16-11
UCLA	L	1-3	16-12
UCLA	L	10-18	16-13
UCLA	L	5-9	16-14
Portland	L	10-13	16-15
at Arizona State	L	0-1	16-16
at Arizona State	W	11-3	17-16
at Arizona State	L	7-8	17-17
at Portland	W	13-5	18-17
Arizona	W	6-3	19-17
Arizona	W	10-4	20-17
Arizona	L	5-10	20-18
Concordia	W	13-5	21-18
at California	W	12-4	22-18
at California	L	9-15	22-19
at California	W	8-5	23-19
Portland	W	11-4	24-19
Washington	W	6-3	25-19
Washington	L	3-8	25-20
Washington	W	11-10	26-20
Stanford	L	6-10	26-21
Stanford	W	5-2	27-21
Stanford	L	5-7	27-22
at USC	L	1-12	27-23
at USC	L	7-16	27-24
at USC	L	3-16	27-25
at Washington St.	L	9-10	27-26
at Washington St.	W	4-3	28-26
at Washington St.	L	9-16	28-27

**2001**

**Head coach: Pat Casey**  
**31-24, 11-13 Pacific-10**

<b>Pac-10: 6th</b>		<b>Rec.</b>	
at CSU-Northridge	L	7-17	0-1
at CSU-Northridge	L	11-15	0-2
at CSU-Northridge	L	10-20	0-3
at San Diego State	W	8-7	1-3
vs. Texas Tech	W	5-4	2-3
vs. Cal-Riverside	W	18-10	3-3
vs. Oklahoma	W	10-8	4-3
vs. Clemson	L	5-9	4-4
vs. Clemson	W	10-9	5-4
at UNLV	W	11-9	6-4

vs. Clemson	L	2-13	6-5
Portland	W	9-0	7-5
San Francisco	L	2-3	7-6
San Francisco	W	6-5	8-6
San Francisco	L	3-4	8-7
Washington	L	7-10	8-8
Washington	W	17-3	9-8
vs. Washington St.	W	6-3	10-8
vs. Washington St.	W	11-10	11-8
vs. Washington St.	L	7-8	11-9
Gonzaga	W	12-6	12-9
Gonzaga	W	10-9	13-9
Minnesota	W	6-5	14-9
Minnesota	W	4-1	15-9
Minnesota	W	12-2	16-9
Arizona State	L	2-10	16-10
Arizona State	W	4-1	17-10
Arizona State	W	12-2	18-10
at Arizona	L	2-5	18-11
at Arizona	W	8-0	19-11
at Arizona	L	6-13	19-12
California	W	6-5	20-12
California	W	10-1	21-12
California	L	1-12	21-13
at Stanford	L	1-4	21-14
at Stanford	L	1-8	21-15
at Stanford	L	5-22	21-16
Concordia	W	11-2	22-16
Washington St.	W	14-5	23-16
Washington St.	W	10-9	24-16
Washington St.	W	8-7	25-16
at Portland	W	10-9	26-16
Portland	W	13-6	27-16
at Hawaii	L	3-7	27-17
at Hawaii	W	18-7	28-17
at Hawaii	L	9-12	28-18
at Washington	L	4-11	28-19
at Washington	W	9-1	29-19
at Washington	L	1-3	29-20
at UCLA	L	3-5	29-21
at UCLA	L	6-7	29-22
at UCLA	W	11-8	30-22
USC	L	3-7	30-23
USC	W	6-0	31-23
USC	L	0-1	31-24

**2002**

**Head coach: Pat Casey**  
**31-23, 10-14 Pacific-10**

<b>Pac-10: 6th</b>		<b>Rec.</b>	
at Arizona State	L	5-13	0-1
vs. Oral Roberts	W	10-9	1-1
vs. Southern Utah	W	7-1	2-1
at San Diego	L	2-6	2-2
at San Diego	L	2-4	2-3
at San Diego	L	2-8	2-4
vs. Western Kentucky	W	6-2	3-4
at Portland	L	4-5	3-5
vs. Michigan	W	10-4	4-5
at UC-Riverside	L	4-21	4-6
vs. San Francisco	W	9-6	5-6
vs. Michigan	W	13-2	6-6
Gonzaga	W	11-9	7-6
Gonzaga	W	9-8	8-6
Gonzaga	L	3-8	8-7
at Nevada	W	7-5	9-7
at Nevada	W	11-8	10-7
Washington St.	W	9-1	11-7
Washington St.	W	5-4	12-7
Washington St.	W	6-5	13-7
CSU-Northridge	L	3-4	13-8
CSU-Northridge	L	4-10	13-9
CSU-Northridge	W	14-3	14-9
Portland	W	5-2	15-9
Arizona	L	9-13	15-10
Arizona	W	2-1	16-10
Arizona	W	5-0	17-10
Portland	W	11-1	18-10
at USC	L	2-9	18-11

at USC	W	13-3	19-11
at USC	L	0-7	19-12
Hawai'i-Hilo	W	10-2	20-12
Hawai'i-Hilo	W	11-9	21-12
Hawai'i-Hilo	W	21-3	22-12
Hawai'i-Hilo	W	11-0	23-12
UCLA	W	9-8	24-12
UCLA	L	1-6	24-13
UCLA	L	7-9	24-14
at Portland	W	11-4	25-14
Stanford	W	3-1	26-14
Stanford	W	4-3	27-14
Stanford	L	0-13	27-15
at Washington St.	W	18-1	28-15
at Washington St.	W	10-6	29-15
at Washington St.	W	22-21	30-15
at California	L	7-13	30-16
at California	L	1-2	30-17
at California	L	3-8	30-18
Washington	L	5-6	30-19
Washington	L	3-13	30-20
Washington	W	5-3	31-20
at Arizona State	L	7-13	31-21
at Arizona State	L	8-9	31-22
at Arizona State	L	2-5	31-23

**2003**

**Head coach: Pat Casey**  
**25-28, 7-17 Pacific-10**

<b>Pac-10: Tied-8th</b>		<b>Rec.</b>	
at UC-Riverside	L	6-9	0-1
at UC-Riverside	W	8-6	1-1
at UC-Riverside	L	2-10	1-2
vs. Oklahoma State	W	4-0	2-2
vs. Gonzaga	W	5-1	3-2
vs. Arizona State	L	4-9	3-3
vs. New Mexico	W	18-16	4-3
vs. New Mexico State	L	7-15	4-4
vs. New Mexico	L	7-14	4-5
vs. New Mexico State	W	16-14	5-5
vs. CSU-Northridge	W	10-6	6-5
vs. San Diego State	W	10-6	7-5
vs. CSU-Northridge	L	8-10	7-6
vs. San Diego	L	9-10	7-7
at Portland	W	13-6	8-7
at Portland	W	9-0	9-7
Washington	L	5-9	9-8
Washington	L	5-9	9-9
vs. Washington St.	L	6-8	9-10
vs. Washington St.	W	4-0	10-10
UC-Santa Barbara	L	4-5	10-11
UC-Santa Barbara	W	4-3	11-11
UC-Santa Barbara	W	6-4	12-11
California	W	8-6	13-11
California	L	6-8	13-12
California	L	13-19	13-13
at Portland	W	18-6	14-13
at Washington	L	4-10	14-14
at Washington	L	8-9	14-15
at Washington	W	6-5	15-15
Portland	W	10-1	16-15
Washington St.	L	6-10	16-16
Washington St.	W	11-3	17-16
Washington St.	L	7-11	17-17
at Stanford	L	2-5	17-18
at Stanford	W	8-7	18-18
at Stanford	L	0-10	18-19
at Portland	W	14-4	19-19
USC	L	3-4	19-20
USC	L	2-3	19-21
USC	L	2-12	19-22
at UCLA	L	7-8	19-23
at UCLA	L	9-10	19-24
at UCLA	W	7-6	20-24
Concordia	W	13-2	21-24
George Fox	W	4-0	22-24
Arizona State	L	4-14	22-25
Arizona State	W	6-1	23-25
Arizona State	L	7-12	23-26
at Arizona	L	6-20	23-27

at Arizona	L	4-9	23-28
at Arizona	W	13-12	24-28
Portland	W	4-3	25-28

**2004**

**Head coach: Pat Casey**  
**31-22, 10-14 Pacific-10**

<b>Pac-10: Tied-6th</b>		<b>Rec.</b>	
vs. Utah	W	8-6	1-0
vs. Gonzaga	W	8-6	2-0
vs. CSU-Northridge	W	3-2	3-0
at Texas-Arlington	W	7-0	4-0
vs. Arkansas-LR	W	8-3	5-0
vs. SW Missouri State	W	5-4	6-0
at UC-Riverside	W	16-3	7-0
vs. CSU-Sacramento	L	3-10	7-1
vs. Washington	W	13-8	8-1
vs. Citadel	L	6-7	8-2
at Hawai'i	L	1-10	8-3
vs. Chicago State	W	15-3	9-3
vs. Citadel	W	3-2	10-3
at Hawai'i	L	3-7	10-4
Gonzaga	W	12-2	11-4
Gonzaga	W	15-3	12-4
Gonzaga	L	5-10	12-5
Utah Valley State	W	11-5	13-5
Utah Valley State	W	7-0	14-5
Utah Valley State	L	4-5	14-6
at California	W	15-5	15-6
at California	L	5-11	15-7
at California	W	14-3	16-7
at Portland	W	25-4	17-7
Arizona	L	3-4	17-8
Arizona	L	7-14	17-9
Arizona	W	6-5	18-9
Stanford	L	8-11	18-10
Stanford	W	5-4	19-10
Stanford	L	4-16	19-11
at Washington	W	7-4	20-11
at Washington	W	6-4	21-11
at CSU-Sacramento	W	7-2	22-11
at CSU-Sacramento	W	9-1	23-11
at CSU-Sacramento	W	12-6	24-11
at USC	L	4-8	24-12
at USC	W	4-3	25-12
at USC	W	8-4	26-12
Washington	W	7-3	27-12
Washington	L	14-26	27-13
Washington	L	5-8	27-14
at Portland	L	2-6	27-15
at Arizona State	L	3-9	27-16
at Arizona State	L	1-3	27-17
at Arizona State	L	4-8	27-18
Portland	L	1-3	27-19
Portland	W	16-3	28-20
at Washington St.	W	3-2	29-20
at Washington St.	L	2-4	29-21
at Washington St.	W	5-3	30-21
UCLA	W	3-2	31-21
UCLA	L	2-12	31-22
UCLA	L	6-11	31-23

**2005**

**Head coach: Pat Casey**  
**46-12, 19-5 Pacific-10**

<b>Pac-10: 1st</b>		<b>Rec.</b>	
vs. New Mexico State	W	19-0	1-0
vs. Gonzaga	L	1-3	1-1
vs. New Mexico State	W	11-2	2-1
at Arizona State	W	12-6	3-1
Portland	W	6-4	4-1
vs. UC-Davis	W	8-0	5-1
at San Diego	W	3-2	6-1
at UC-Santa Barbara	W	4-2	7-1
at UC-Santa Barbara	W	6-4	8-1
at UC-Santa Barbara	W	5-3	9-1
UC-Riverside	L	2-3	9-2
UC-Riverside	W	5-2	10-2
UC-Riverside	W	7-2	11-2



Table listing baseball games from 2005 to 2006, including opponents, scores, and records.

2006

2006 season summary: Head coach: Pat Casey, 50-16, 16-7 Pacific-10, Pac-10: 1st, NCAA champion. Game results for 2006.

Table listing baseball games from 2007 to 2008, including opponents, scores, and records.

2007

2007 season summary: Head coach: Pat Casey, 49-18, 10-14 Pacific-10, Pac-10: Tied-6th, NCAA champion. Game results for 2007.

Table listing baseball games from 2009 to 2010, including opponents, scores, and records.

2008

2008 season summary: Head coach: Pat Casey, 28-24, 11-13 Pacific-10, Pac-10: 7th. Game results for 2008.

Table listing baseball games from 2011 to 2012, including opponents, scores, and records.

2009

2009 season summary: Head coach: Pat Casey, 37-19, 15-12 Pacific-10, Pac-10: 3rd. Game results for 2009.

2010

2010 season summary: Head coach: Pat Casey, 32-24, 12-15 Pacific-10, Pac-10: Tied-7th. Game results for 2010.



Tennessee	L	2-9	4-2
Tennessee	W	2-1	5-2
vs. UC Riverside	W	10-3	6-2
vs. Arizona State	L	4-6	6-3
vs. Utah Valley	W	9-0	7-3
Utah	W	5-4	8-3
Portland	W	6-5	9-3
Portland	W	9-2	10-3
Maine	W	18-3	11-3
Maine	W	7-5	12-3
Maine	W	12-2	13-3
Maine	W	2-1	14-3
Southern Utah	W	11-1	15-3
Long Beach State	W	16-4	16-3
Long Beach State	L	1-7	16-4
Long Beach State	L	4-8	16-5
at USC	W	4-1	17-5
at USC	L	2-8	17-6
at USC	W	4-3	18-6
Portland	W	9-2	19-6
UCLA	W	4-1	20-6
UCLA	L	1-3	20-7
UCLA	L	2-8	20-8
Stanford	L	6-14	20-9
Stanford	L	3-5	20-10
Stanford	L	7-10	20-11
at Washington St.	L	1-5	20-12
at Washington St.	L	4-12	20-13
at Washington St.	W	3-2	21-13
at Oregon	L	4-9	21-14
at California	L	3-11	21-15
at California	L	4-14	21-16
at California	L	3-9	21-17
Oregon	W	2-1	22-17
Oregon	W	4-3	23-17
Oregon	W	6-5	24-17
San Diego	L	1-4	24-18
Washington	W	8-6	25-18
Washington	W	7-3	26-18
Washington	L	2-3	26-19
Seattle	W	12-2	27-19
at Arizona State	L	4-10	27-20
at Arizona State	L	5-6	27-21
at Arizona State	W	9-8	28-21
vs. Oregon	W	2-1	29-21
Arizona	W	6-3	30-21
Arizona	W	5-0	31-21
Arizona	L	1-3	31-22
vs. Florida Atlantic	W	6-4	32-22
at Florida	L	2-10	32-23
vs. Florida Atlantic	L	7-11	32-24

**2011**

<b>Head coach: Pat Casey</b>			
<b>41-19, 17-10 Pacific-10</b>			
<b>Pac-10: Tied-2nd</b>			
		<b>Rec.</b>	
vs. Gonzaga	W	4-3	1-0
vs. Gonzaga	W	4-2	2-0
at Fresno State	L	1-2	2-1
at Fresno State	L	4-5	2-2
vs. Connecticut	W	2-0	3-2
vs. Texas A&M-CC	L	7-8	3-3
vs. Indiana	W	7-5	4-3
vs. UT-San Antonio	W	10-7	5-3
Hartford	W	14-3	6-3
Hartford	W	16-1	7-3
Hartford	W	9-1	8-3
Hartford	W	13-2	9-3
Oregon	W	4-1	10-3
New Mexico State	W	7-0	11-3
VMI	W	13-3	12-3
VMI	W	5-1	13-3
at Long Beach State	W	4-0	14-3
at Long Beach State	W	9-6	15-3
at Long Beach State	L	1-2	15-4
Seattle	L	4-5	15-5
Seattle	W	4-2	16-5
UC Santa Barbara	W	6-3	17-5
UC Santa Barbara	W	11-5	18-5
UC Santa Barbara	L	3-8	18-6

at Arizona	L	0-18	18-7
at Arizona	W	10-4	19-7
at Arizona	W	8-4	20-7
at Portland	W	11-1	21-7
Arizona State	W	5-3	22-7
Arizona State	W	7-6	23-7
Arizona State	W	9-6	24-7
at Stanford	W	1-0	25-7
at Stanford	W	8-1	26-7
at Stanford	W	6-4	27-7
Washington St.	W	4-2	28-7
Washington St.	W	7-6	29-7
Washington St.	L	0-2	29-8
at Portland	W	6-1	30-8
at UCLA	W	7-5	31-8
at UCLA	W	2-0	32-8
at UCLA	L	2-5	32-9
Oregon	L	2-7	32-10
California	W	3-0	33-10
California	L	2-6	33-11
California	W	4-2	34-11
Portland	W	13-3	35-11
vs. Washington	W	6-4	36-11
at Washington	W	9-3	37-11
at Washington	L	6-7	37-12
USC	W	7-2	38-12
USC	L	3-8	38-13
USC	L	3-4	38-14
at Oregon	L	1-4	38-15
at Oregon	L	1-4	38-16
at Oregon	L	0-6	38-17
UALR	W	7-4	39-17
Creighton	W	5-1	40-17
Georgia	W	6-4	41-17
at Vanderbilt	L	1-11	41-18
at Vanderbilt	L	3-9	41-19

**2012**

<b>Head coach: Pat Casey</b>			
<b>40-20, 18-12 Pac-12</b>			
<b>Pac-12: Tied-4th</b>			
		<b>Rec.</b>	
at UC Santa Barbara	W	7-3	1-0
at UC Santa Barbara	W	3-2	2-0
at UC Santa Barbara	L	12-13	2-1
at UC Santa Barbara	W	8-6	3-1
vs. Pacific	W	10-7	4-1
at San Diego State	L	2-18	4-2
at San Diego	L	2-13	4-3
vs. Kansas State	W	13-5	5-3
vs. St. Mary's	L	4-5	5-4
vs. Winthrop	W	9-4	6-4
vs. Saint Louis	W	6-5	7-4
vs. Northern Illinois	W	11-3	8-4
West Virginia	W	11-0	9-4
Illinois	W	8-2	10-4
Connecticut	L	3-6	10-5
Oklahoma	W	11-7	11-5
at California	W	9-2	12-5
at California	W	4-1	13-5
at California	W	13-5	14-5
Arizona	W	6-5	15-5
Arizona	L	4-5	15-6
Arizona	L	5-7	15-7
Washington	L	2-3	15-8
Washington	W	9-0	16-8
Washington	W	5-3	17-8
Portland	W	8-2	18-8
at Arizona State	L	2-8	18-9
at Arizona State	L	2-3	18-10
at Arizona State	L	1-5	18-11
at Nevada	W	6-5	19-11
at Nevada	W	10-7	20-11
Arkansas-Pine Bluff	W	5-3	21-11
Arkansas-Pine Bluff	W	12-2	22-11
Arkansas-Pine Bluff	W	16-1	23-11
at Portland	W	5-0	24-11
UCLA	L	0-4	24-12
UCLA	W	3-0	25-12
UCLA	W	7-6	26-12
at Oregon	W	7-1	27-12

at USC	W	5-3	28-12
at USC	L	2-3	28-13
at USC	L	2-6	28-14
Stanford	L	2-8	28-15
Stanford	W	4-2	29-15
Stanford	W	5-4	30-15
at Oregon	L	2-3	30-16
at Utah	W	11-10	31-16
at Utah	L	3-4	31-17
at Utah	W	5-4	32-17
Portland	W	12-4	33-17
at Washington St.	W	10-2	34-17
at Washington St.	L	5-9	34-18
at Washington St.	W	7-5	35-18
Oregon	W	7-3	36-18
Oregon	W	3-2	37-18
Oregon	W	5-0	38-18
vs. Belmont	W	2-1	39-18
at LSU	L	1-7	39-19
vs. La.-Monroe	W	11-2	40-19
at LSU	L	5-6	40-20

Washington St.	W	7-6	45-10
UTSA	W	5-4	46-10
UC Santa Barbara	W	3-2	47-10
Texas A&M	W	6-1	48-10
Kansas State	L	2-6	48-11
Kansas State	W	12-4	49-11
Kansas State	W	4-3	50-11
vs. Mississippi St.	L	4-5	50-12
vs. Louisville	W	11-4	51-12
vs. Indiana	W	1-0	52-12
vs. Mississippi St.	L	1-4	52-13

**2013**

<b>Head coach: Pat Casey</b>			
<b>52-13, 24-6 Pac-12</b>			
<b>Pac-12: Tied-1st</b>			
		<b>Rec.</b>	
vs. Utah Valley	W	5-2	1-0
vs. Gonzaga	W	9-2	2-0
vs. UC Riverside	W	14-3	3-0
vs. UC Riverside	W	5-4	4-0
at San Diego State	W	8-1	5-0
at San Diego State	W	2-0	6-0
at San Diego State	W	5-0	7-0
at San Diego State	W	7-1	8-0
Bryant	W	2-1	9-0
Bryant	W	7-2	10-0
Bryant	W	3-1	11-0
Bryant	W	14-0	12-0
Texas State	W	16-4	13-0
Texas State	W	6-3	14-0
Texas State	W	6-4	15-0
San Francisco	L	1-5	15-1
San Francisco	W	6-5	16-1
at Arizona	W	6-2	17-1
at Arizona	W	4-3	18-1
at Arizona	W	8-4	19-1
Arizona State	W	5-0	20-1
Arizona State	L	0-4	20-2
Arizona State	W	4-3	21-2
at San Diego	L	4-7	21-3
at San Diego	W	14-5	22-3
at San Diego	L	3-13	22-4
Portland	W	7-5	23-4
at UCLA	L	2-3	23-5
at UCLA	W	5-0	24-5
at UCLA	W	5-2	25-5
Oregon	L	3-6	25-6
Utah	W	1-0	26-6
Utah	W	8-3	27-6
Utah	W	4-1	28-6
at Portland	W	5-1	29-6
at Washington	L	1-5	29-7
at Washington	L	3-10	29-8
at Washington	W	8-0	30-8
at Seattle	W	4-3	31-8
USC	W	10-4	32-8
USC	W	3-0	33-8
USC	W	6-1	34-8
California	W	6-1	35-8
California	W	5-0	36-8
California	W	6-4	37-8
vs. Portland	W	4-3	38-8
at Stanford	W	7-3	39-8
at Stanford	W	10-4	40-8
at Stanford	W	5-4	41-8
at Oregon	L	0-3	42-9
at Oregon	W	9-0	43-9
at Oregon	W	12-2	44-9
Washington St.	L	9-10	44-10
Washington St.	W	4-0	45-10

**2006 & 2007 NATIONAL CHAMPIONS**

**5 College World Series Appearances:** 1952, 2005, 2006, 2007, 2013 | **5 NCAA Super Regional Appearances:** 2005, 2006, 2007, 2011, 2013  
**14 NCAA Regional Appearances:** 1952, 1962, 1963, 1983, 1985, 1986, 2005, 2006, 2007, 2009, 2010, 2011, 2012, 2013





Game-By-Game Records

Best record by game number

Gm. #	W	L	Pct.	Times	Years (Last)
1	1 - 0	0	1.000	74	2013
2	2 - 0	0	1.000	56	2013
3	3 - 0	0	1.000	34	2013
4	4 - 0	0	1.000	25	2013
5	5 - 0	0	1.000	19	2013
6	6 - 0	0	1.000	16	2013
7	7 - 0	0	1.000	12	2013
8	8 - 0	0	1.000	8	2013
9	9 - 0	0	1.000	6	2013
10	10 - 0	0	1.000	5	1951, 1959, 1960, 1962, 2013
11	11 - 0	0	1.000	4	1951, 1959, 1962, 2013
12	12 - 0	0	1.000	4	1951, 1959, 1962, 2013
13	13 - 0	0	1.000	4	1951, 1959, 1962, 2013
14	14 - 0	0	1.000	4	1951, 1959, 1962, 2013
15	15 - 0	0	1.000	4	1951, 1959, 1962, 2013
16	16 - 0	0	1.000	2	1951, 1962
17	17 - 0	0	1.000	2	1951, 1962
18	18 - 0	0	1.000	2	1951, 1962
19	18 - 1	1	.947	3	1951, 1962, 2013
20	19 - 1	1	.950	2	1962, 2013
21	20 - 1	1	.952	2	1962, 2013
22	21 - 1	1	.954	1	1962
23	22 - 1	1	.956	1	1962
24	23 - 1	1	.958	1	1962
25	23 - 2	2	.920	1	1962
26	24 - 2	2	.923	1	1962
27	25 - 2	2	.926	1	1962
28	26 - 2	2	.929	1	1962
29	26 - 3	3	.896	1	1962
30	26 - 4	4	.867	2	1962, 2005
31	26 - 5	5	.838	2	1962, 2005
32	26 - 6	6	.813	3	1962, 2005, 2013
33	27 - 6	6	.818	2	2005, 2013
34	28 - 6	6	.824	1	2013

Gm. #	W	L	Pct.	Times	Years (Last)
35	29 - 6	6	.829	1	2013
36	29 - 7	7	.806	3	2005, 2011, 2013
37	30 - 7	7	.811	1	2005
38	31 - 7	7	.816	1	2005
39	31 - 8	8	.795	4	2005, 2007, 2011, 2013
40	32 - 8	8	.800	4	2005, 2007, 2011, 2013
41	33 - 8	8	.804	3	2005, 2007, 2013
42	34 - 8	8	.810	2	2005, 2013
43	35 - 8	8	.814	2	2005, 2013
44	36 - 8	8	.818	2	2005, 2013
45	37 - 8	8	.822	2	2005, 2013
46	38 - 8	8	.826	2	2005, 2013
47	39 - 8	8	.830	2	2005, 2013
48	40 - 8	8	.833	2	2005, 2013
49	41 - 8	8	.837	2	2005, 2013
50	41 - 9	9	.820	2	2005, 2013
51	42 - 9	9	.824	2	2005, 2013
52	43 - 9	9	.827	2	2005, 2013
53	44 - 9	9	.830	1	2005
54	45 - 9	9	.833	1	2005
55	45 - 10	10	.818	2	2005, 2013
56	46 - 10	10	.821	2	2005, 2013
57	47 - 10	10	.825	1	2013
58	48 - 10	10	.828	1	2013
59	48 - 11	11	.814	1	2013
60	49 - 11	11	.817	1	2013
61	50 - 11	11	.820	1	2013
62	50 - 12	12	.806	1	2013
63	51 - 12	12	.810	1	2013
64	52 - 12	12	.813	1	2013
65	52 - 13	13	.800	1	2013
66	50 - 16	16	.758	1	2006
67	49 - 18	18	.731	1	2007



TD Ameritrade Park Omaha, the home of the College World Series



Opponent	First	Last	W	L	T
Air Force	1970	1985	4	0	
Albany	1927		1	0	
Albertson	1916		2	0	
Albuquerque	1967		0	2	
Arizona	1963	2013	28	31	
Arizona State	1963	2012	27	43	
Arkansas	1986	1995	1	2	
Arkansas-Pine Bluff	2012		3	0	
Baylor	2005		0	1	
Baker City	1914	1916	3	0	
Belmont	2012		1	0	
Boise State	1975		1	0	
Bryant	2013		4	0	
BYU	1971	2009	15	6	
California	1916	2013	34	39	
UC-Davis	1955	2007	3	2	
UC-Irvine	1972	2007	1	1	
UC-Riverside	1970	2013	14	9	
UC-Santa Barbara	1968	2013	16	10	1
Cal Poly	1968	2007	7	1	1
Chico State	1920	1990	18	10	1
Cal State-Fullerton	1972	2007	1	4	
Cal State-Hayward	1974	1978	3	1	
Cal State-Los Angeles	1976	1978	1	3	
Cal State-Northridge	1999	2005	10	9	
Cal State-Sacramento	1961	2007	23	13	
Cal State-Sonoma	1988		2	1	
Cal State-Stanislaus	1975	1979	1	1	
Camp Adair	1943		1	1	
Camp Lewis	1921		1	0	
Canada Baseball Inst.	1994	1997	2	1	
Central Florida	1992	1998	2	1	
Central Michigan	2000		1	1	
CETYS (Mexico)	1998		1	0	
Chapman	1968	1972	2	1	
Chemawa	1907	1922	12	1	
Chicago State	2004		1	0	
Citadel	2004		1	1	
Clemson	1988	2001	2	3	
Colorado	1972		1	0	
Concordia (Ore.)	1980	2003	11	0	
Connecticut	2011	2012	1	1	
Cornell	1986		2	0	
Corvallis	1914		1	0	
Creighton	1996	2011	3	0	
Dallas Baptist	2005		2	1	
Delaware	1976		1	0	
Duke	1952		0	1	
Eastern Michigan	1976		0	1	
Eastern Oregon	1968	1995	4	0	
Eastern Washington	1981	1990	32	10	
Eugene Emeralds	1957	1959	0	2	
Evansville	1992	2007	4	1	
Florida	2010		0	1	
Florida Atlantic	1998	2010	2	1	
Fresno State	1952	2011	9	28	
George Fox	1980	2003	13	1	
George Washington	1988		1	0	
Georgia	2006	2011	7	1	
Gonzaga	1919	2012	63	33	
Grambling	1968		1	0	
Grand Canyon	1966	1994	3	2	
Grant Tech	1953		1	0	
Hartford	2011		4	0	
Harvard	1985	1989	1	1	
Hawai'i	1961	2010	9	16	
Hawai'i-Hilo	1996	2007	9	0	1
Hawai'i Marines	1961		1	0	

Opponent	First	Last	W	L	T
Helena	1914		1	2	
Hickam Field Air Force	1961		1	0	
Howard	1997		1	0	
Humboldt State	1974		0	1	
Idaho	1910	1964	103	41	1
Illinois	2012		1	0	
Illinois-Chicago	1992		2	0	
Indiana	2011	2013	2	0	
Kansas	2006		1	0	
Kansas State	1971	2013	5	4	
Keio (Japan)	1961		0	1	
Kelso	1924	1926	2	1	
Lafayette	1991		1	0	
LaVerne	1975		1	0	
Lewis & Clark	1947	1994	38	3	
Lewis-Clark State	1975	1997	9	6	
Linfield	1927	1997	74	15	
Long Beach State	1980	2011	4	9	
Louisiana-Monroe	2012		1	0	
Louisville	2013		1	0	
Loyola Marymount	1972	2008	1	2	
LSU	2012		0	2	
Maine	1978	2010	7	0	
McChord Air Force Base	1955		1	0	
McMinnville Tigers	1915		0	2	
McNeese State	1991		0	1	
Meiji (Japan)	1924	1929	1	1	
Miami (Fla.)	2006		1	1	
Miami (Ohio)	2008		1	0	
Michigan	2007		4	0	
Michigan State	1995		1	1	
Minnesota	1990	2001	4	3	
Mississippi State	2013		0	2	
Missouri	1985	2009	3	0	
Missouri State	1993	2009	2	2	
Montana	1947	1960	5	0	
Mt. Angel	1912	1924	7	0	
Multnomah Athletic Cl.	1908	1928	7	7	
Naval Air	1961		0	1	
Nebraska	1999		1	0	
Nevada	1962	2012	13	3	
New Mexico	1991	2007	8	2	
New Mexico State	1995	2011	7	2	
New York Colored Sox	1921		0	1	
Nittai (Japan)	1996		2	0	
North Carolina	2006	2007	4	1	
Northern Arizona	1966	1977	3	3	
North Pacific Dental	1921	1933	5	0	
Northern Illinois	2009	2012	3	0	
Northwestern	1992		0	2	
Notre Dame	1986		1	0	
Ohio State	1990	2005	3	1	
Oklahoma	1971	2012	3	5	
Oklahoma State	1991	2009	2	3	
Oral Roberts	1978	2002	4	3	
Oregon	1907	2013	166	155	
Oregon Tech	1974	1990	17	1	
Pacific (Calif.)	1977	2012	12	7	
Pacific (Ore.)	1912	1996	56	3	1
Pearl Harbor	1961		1	0	
Pendleton	1915		2	0	
Pepperdine	1977	2008	5	8	
Portland	1909	2013	158	60	
Portland Beavers	1981		1	0	
Portland Colts	1913		0	1	
Portland Roadsters	1911		0	1	
Portland State	1950	1998	106	48	
Puget Sound	1970	1980	10	3	

Opponent	First	Last	W	L	T
Regina	1913		1	4	
Rice	2006		2		
Richmond	1986		1	0	
Rutgers	2007		2	0	
Sacramento Senators	1920		0	2	
St. John's Bears	1926		1	0	
St. John's (N.Y.)	1970	2005	3	0	
St. Martin's	1998		3	0	
St. Mary's (Calif.)	1971	2012	4	3	1
Salem High	1907	1909	2	1	
Salem Senators	1924	1955	6	10	
San Diego	1973	2013	5	10	
San Diego State	1973	2013	11	6	1
San Francisco	1974	2013	9	4	
San Jose State	1953	1999	9	11	1
Santa Clara	1920	2008	4	14	1
Seattle	1952	2012	8	4	1
Seton Hall	1984		1	0	
South Florida	1998		1	0	
Southern California	1951	2013	25	48	
Southern Oregon	1964	1982	8	1	
Southern Utah	1992	2010	4	0	
Southwestern La.	1984	1991	1	1	
Spokane Indians	1916		0	2	
Stanford	1920	2013	33	43	
Saint Louis	2007	2012	2	0	
SubPac	1961		1	0	
Tennessee	2009	2010	3	2	
Texas	1952		0	1	
Texas A&M	1988	2013	5	4	
Texas A&M-Corpus Chr.	2011		0	1	
Texas-Arlington	1993	2004	1	1	
Texas Christian	1993	2009	1	3	
Texas-Pan American	2006		3	0	
Texas-San Antonio	2011	2013	2	0	
Texas State	2013		3	0	
Texas Tech	1999	2009	2	1	
Tulane	1986	2005	0	3	
Tulsa	1970	1976	2	0	
UALR	2004	2011	2	0	
UCLA	1967	2013	27	34	
United States Int.	1987		1	0	
UNLV	1975	2007	5	4	
Utah	1973	2013	11	2	
Utah Valley	2006	2011	10	2	
Valdosta State	1978		1	0	
Vanderbilt	2008	2011	0	3	
Virginia	2007		2	1	
VMI	2011		2	0	
Washington	1911	2013	229	189	2
Washington State	1910	2013	195	224	2
Western Kentucky	2002		1	0	
Western Oregon	1908	1995	69	9	
Western Washington	1975		1	0	
Westmont	1968	1969	2	0	
West Virginia	2000	2012	2	0	
Whitman	1908	1960	15	6	
Willamette	1907	1997	84	23	
Winthrop	2005	2012	2	0	
Wisconsin	1986		0	1	
Woodburn	1908		0	1	
Wright State	1996	2006	2	0	
Wyoming	1979		1	0	

**Oregon State's Final Rankings**

Year	BA	CB	USA	NCBWA	Rivals/PG
1962	-	15	-	-	-
1963	-	10	-	-	-
1964	-	22	-	-	-
1985	-	29	-	-	-
1986	21	23	-	21	-
2005	7	7	7	7	7
2006	1	1	1	1	1
2007	1	1	1	1	1

Year	BA	CB	USA	NCBWA	Rivals/PG
2009	-	24	-	24	25
2011	10	10	11	12	10
2012	24	25	22	22	23
2013	4	4	4	4	4

**Key:**  
 BA-Baseball America; CB-Collegiate Baseball;  
 USA-USA Today Coaches Poll; NCBWA-National Collegiate Baseball Writers Association; Rivals/PG-Rivals.com/Perfect Game

**2006 & 2007 NATIONAL CHAMPIONS**

**5 College World Series Appearances:** 1952, 2005, 2006, 2007, 2013 | **5 NCAA Super Regional Appearances:** 2005, 2006, 2007, 2011, 2013  
**14 NCAA Regional Appearances:** 1952, 1962, 1963, 1983, 1985, 1986, 2005, 2006, 2007, 2009, 2010, 2011, 2012, 2013



# 2014 OREGON STATE BASEBALL

## RECORDS VS. ALL CONFERENCES

TWITTER.COM/BEAVER\_BASEBALL  
INSTAGRAM.COM/BEAVERBASEBALL  
FACEBOOK.COM/OREGONSTATEBASEBALL

America East	First	Last	W	L	T
Bryant	2013		4	0	
Hartford	2011		4	0	
Maine	1978	2010	7	0	

Atlantic Coast	First	Last	W	L	T
Clemson	1988	2001	2	3	
Duke	1952		0	1	
Miami (Fla.)	2006		1	1	
North Carolina	2006	2007	4	1	
Virginia	2007		2	1	

Atlantic 10	First	Last	W	L	T
Richmond	1986		1	0	
St. Louis	2007	2012	2	0	

Big East	First	Last	W	L	T
Connecticut	2011	2012	1	1	
Louisville	2013		1	0	
Notre Dame	1986		1	0	
Rutgers	2007		2	0	
St. John's (N.Y.)	1970	2005	3	0	
Seton Hall	1984		1	0	
South Florida	1998		1	0	

Big South	First	Last	W	L	T
Florida Atlantic	1998	2010	2	1	
UALR	2004	2011	2	0	
VMI	2011		2	0	
Winthrop	2005	2012	2	0	

Big Ten	First	Last	W	L	T
Illinois	2012		1	0	
Indiana	2011	2013	2	0	
Michigan	2007		4	0	
Michigan State	1995		1	1	
Minnesota	1990	2001	4	3	
Nebraska	1999		1	0	
Northwestern	1992		0	2	
Ohio State	1990	2005	3	1	

Big 12	First	Last	W	L	T
Baylor	2005		0	1	
Kansas	2006		1	0	
Kansas State	1971	2013	5	4	
Oklahoma	1971	2012	3	5	
Oklahoma State	1991	2009	2	3	
Texas	1952		0	1	
Texas Christian	1993	2009	1	3	
Texas Tech	1999	2009	2	1	
West Virginia	2000	2012	2	0	

Big West	First	Last	W	L	T
UC-Davis	1955	2007	3	2	
UC-Irvine	1972	2007	1	1	
UC-Riverside	1970	2013	14	9	
UC-Santa Barbara	1968	2013	16	10	1
Cal Poly	1968	2007	7	1	1
Cal State-Fullerton	1972	2007	1	4	
Cal State-Northridge	1999	2005	10	9	
Hawai'i	1961	2010	9	16	
Long Beach State	1980	2011	4	9	
Pacific (Calif.)	1977	2012	12	7	

Colonial	First	Last	W	L	T
Delaware	1976		1	0	

Conference USA	First	Last	W	L	T
Central Florida	1992	1998	2	1	
Rice	2006		2	0	
Tulane	1986	2005	0	3	

Great West	First	Last	W	L	T
Chicago State	2004		1	0	
Texas-Pan American	2006		3	0	
Utah Valley	2006	2013	10	2	

Horizon	First	Last	W	L	T
Illinois-Chicago	1992		2	0	
Wright State	1996	2006	2	0	

Ivy	First	Last	W	L	T
Cornell	1986		2	0	
Harvard	1985	1989	1	1	

Mid-American	First	Last	W	L	T
Central Michigan	2000		1	1	
Eastern Michigan	1976		0	1	
Miami (Ohio)	2008		1	0	

Missouri Valley	First	Last	W	L	T
Creighton	1996	2011	3	0	
Evansville	1992	2007	4	1	
Missouri State	1993	2009	2	2	
Northern Illinois	2009	2012	3	0	

Mountain West	First	Last	W	L	T
Air Force	1970	1985	4	0	
Fresno State	1952	2011	9	28	
Nevada	1962	2012	13	3	
New Mexico	1991	2007	8	2	
San Diego State	1973	2013	11	6	1
UNLV	1975	2007	5	4	

Ohio Valley	First	Last	W	L	T
Belmont	2012		1	0	

Pac-12	First	Last	W	L	T
Arizona	1963	2013	28	31	
Arizona State	1963	2013	27	43	
California	1916	2013	34	39	
Oregon	1907	2013	166	155	
Southern California	1951	2013	25	48	
Stanford	1920	2013	33	43	
UCLA	1967	2013	27	34	
Utah	1973	2013	11	2	
Washington	1911	2013	229	189	2
Washington St.	1910	2013	195	224	2

Patriot	First	Last	W	L	T
Lafayette	1991		1	0	

Southern	First	Last	W	L	T
The Citadel	2004		1	1	

Southeastern	First	Last	W	L	T
Arkansas	1986	1995	1	2	
Florida	2010		0	1	
Georgia	2006	2011	7	1	
LSU	2012		0	2	
Mississippi State	2013		0	2	
Missouri	1985	2009	3	0	
Tennessee	2009	2010	3	2	
Texas A&M	1988	2013	5	4	
Vanderbilt	2008	2011	0	3	

Southland	First	Last	W	L	T
McNeese State	1991		0	1	
Texas A&M-Corpus Chr.	2011		0	1	
Texas-Arlington	1993	2004	1	1	
Texas-San Antonio	2011	2013	2	0	

Southwestern Ath.	First	Last	W	L	T
Arkansas-Pine Bluff	2012		3	0	
Grambling	1968		1	0	

Summit	First	Last	W	L	T
Oral Roberts	1978	2002	4	3	
Southern Utah	1992	2010	4	0	

Sun Belt	First	Last	W	L	T
Louisiana-Monroe	2012		1	0	
Texas State	2013		3	0	
Western Kentucky	2002		1	0	

West Coast	First	Last	W	L	T
BYU	1971	2009	15	6	
Gonzaga	1919	2011	62	33	
Loyola Marymount	1972	2008	1	2	
Pepperdine	1977	2008	5	8	
Portland	1909	2013	158	60	
St. Mary's (Calif.)	1971	2012	4	3	1
San Diego	1973	2013	5	10	
San Francisco	1974	2013	9	4	
Santa Clara	1920	2008	4	14	1
Seattle	1952	2013	8	4	1

Western Athletic	First	Last	W	L	T
Cal State-Sacramento	1961	2007	23	13	
Dallas Baptist	2005		2	1	
New Mexico State	1995	2011	7	2	
San Jose State	1953	1999	9	11	1







**Oregon State  
Season Openers**

Total.....104  
 Home .....48  
 Road .....36  
 Neutral .....20  
 Overall.....74-30  
 Home .....39-9  
 Road.....21-15  
 Neutral .....14-6

Most runs.....23, 1960  
 vs. Whitman

Least runs.....0, twice  
 last: 1937 vs. Willamette

**Season Openers  
Under Pat Casey**

Total.....19  
 Home .....1  
 Road .....9  
 Neutral .....9  
 Overall.....13-6  
 Home .....1-0  
 Road.....5-4  
 Neutral .....7-2

Most runs.....19, 2005  
 vs. New Mexico State

Least runs.....1, 2008  
 vs. Vanderbilt

**1984**

Sacramento State 1  
 Oregon State 4  
*Medford, Ore.*

1.	Mike Strutton	SS
2.	Quinn Williams	RF
3.	Dain Syverson	3B
4.	Chris Newman	1B
5.	Tim Fasel	CF
6.	James Terrell	DH
7.	David Brundage	LF
8.	Lindsey Johnson	C
9.	Ken Bowen	2B
	Scott Anderson	P

**1985**

Oregon State 4  
 Chico State 10  
*Chico, Calif.*

1.	Ken Bowen	SS
2.	Dave Brundage	1B
3.	Bryan Ganter	RF
4.	Derek Heller	CF
5.	James Terrell	DH
6.	Mel Mallinak	2B
7.	Quinn Williams	3B
8.	Tim Fasel	LF
9.	Rich Duke	C
	Jon Rushing	P

**1986**

Oregon State 5  
 Oregon Tech 6  
*Klamath Falls, Ore.*

1.	Ken Bowen	SS
2.	Tim Lambert	2B
3.	Dave Brundage	1B
4.	Keith Krafue	DH
5.	Quinn Williams	3B
6.	Gary Hamilton	LF
7.	Bryan Ganter	RF
8.	Rich Duke	C
9.	Scott Klug	CF
	John Sipple	P

**1987**

Oregon State 9  
 Chico State 4  
*Chico, Calif.*

1.	Bryan Ganter	RF
2.	Ken Bowen	SS
3.	Tim Lambert	1B
4.	Randy Duke	DH
5.	Rod Scheckla	3B
6.	Lance Rice	C
7.	Todd Gressler	LF
8.	Jeff Moore	CF
9.	Lestee Ceasar	2B
	John Sipple	P

**1988**

Oregon State 10  
 Sonoma state 3  
*Sonoma, Calif.*

1.	John Sipple	LF
2.	Tim Lambert	DH
3.	Aaron Anderson	RF
4.	Randy Duke	1B
5.	Lance Rice	C
6.	Ben Johnson	SS
7.	Jeff Brauning	2B
8.	Scott Sanders	CF
9.	Troy Haugen	3B
	Rod Scheckla	P

**1989**

Oregon State 4  
 Chico State 3  
*Chico, Calif.*

1.	Troy Haugen	2B
2.	Dennis Kluss	CF
3.	Jeff Otis	1B
4.	Jeff Brauning	SS
5.	Paul Pinion	DH
6.	Scott Sanders	LF
7.	Ben Johnson	C
8.	Erik Ostmo	RF
9.	R. A. Neitzel	3B
	Ken Neilson	P

**1990**

Oregon State 3  
 Chico State 4  
*Chico, Calif.*

1.	R.A. Neitzel	2B
2.	Aaron Anderson	RF
3.	Ben Johnson	SS
4.	Scott Sanders	LF
5.	Larry Vadic	DH
6.	Chris Kaleikilo	1B
7.	Dave Schoppe	3B
8.	Paul Sanders	C
9.	Dave Williams	CF
	Ken Neilson	P

**1991**

George Fox 3  
 Oregon State 15  
*Corvallis, Ore.*

*No lineup available*

**1992**

Concordia 2  
 Oregon State 17  
*Corvallis, Ore.*

1.	Dave Williams	CF
2.	Kevin Hooker	1B
3.	Aaron Anderson	RF
4.	David Anderson	LF
5.	Chad Busik	DH
6.	Jon Yonemitsu	2B
7.	Jamie Burke	3B
8.	Allen Snelling	SS
9.	Randy Hunter	C
	Jeff Post	P

**1993**

Oregon State 1  
 California 10  
*Sacramento, Calif.*

1.	AJ Marquardt	CF
2.	Jim Champion	1B
3.	Jason Akina	DH
4.	Jamie Burke	3B
5.	Randy Hunter	C
6.	Jon Yonemitsu	2B
7.	Brent Watts	RF
8.	Allen Snelling	SS
9.	Tim Kissiner	LF
	Scott Christman	P

**1994**

Western Oregon 1  
 Oregon State 2  
*Corvallis, Ore.*

1.	Brent Watts	CF
2.	Kevin Hooker	2B
3.	John Dixon	DH
4.	Jim Champion	1B
5.	Pat Meiwes	3B
6.	Tim Kissner	LF
7.	Tim Efraimson	RF
8.	David Schmidt	C
9.	Allen Snelling	SS
	Mike Thurman	P

**1995**

Western Oregon 3  
 Oregon State 4  
*Corvallis, Ore.*

1.	Scott Hardin	3B
2.	Kevin Hooker	2B
3.	Chris Wakeland	LF
4.	Marc Malloway	RF
5.	John Dixon	DH
6.	David Schmidt	C
7.	Pat Meiwes	1B
8.	Allen Snelling	SS
9.	Darren Bland	CF
	Jeremy Beard	P

**1996**

Oregon State 5  
 Pacific 4  
*Stockton, Calif.*

1.	Abino Vazquez	CF
2.	Ryan McDonald	2B
3.	Chris Wakeland	LF
4.	Matt Bailie	1B
5.	Mitch Gregg	DH
6.	David Schmidt	C
7.	Mike Leone	3B
8.	Jason Stanberg	RF
9.	Brandon Hageman	SS
	Andrew Checketts	P

**1997**

Oregon State 14  
 Hawai'i 4  
*Honolulu, Hawai'i*

1.	Ryan Hilts	LF
2.	Ryan Lipe	3B
3.	Ryan McDonald	2B
4.	Matt Bailie	1B
5.	Ben Bertrand	C
6.	Mike Leone	DH
7.	Jason Stanberg	RF
8.	Troy Schader	SS
9.	Tyson Vermillion	CF
	Andrew Checketts	P



**1998**

South Florida 6  
Oregon State 7  
*Melbourne, Fla.*

1.	Jason Stanberg	RF
2.	Corrie Wilkie	2B
3.	Ben Bertrand	C
4.	Greg Conley	DH
5.	Ryan Lipe	3B
6.	Matt Bailie	1B
7.	Troy Schader	SS
8.	Drew Hedges	LF
9.	Casey Macomb	CF
	Mark Newell	P

**1999**

Oregon State 13  
Kansas State 6  
*Peoria, Ariz.*

1.	Bryan Ingram	C
2.	Drew Hedges	LF
3.	Troy Schader	SS
4.	Curtis Davis	DH
5.	Tim Dryden	1B
6.	Josh Carter	3B
7.	Rob Colley	RF
8.	Corrie Wilkie	2B
9.	Eric Stark	CF
	B.R. Cook	P

**2000**

Kansas State 7  
Oregon State 6  
*Albuquerque, N.M.*

1.	Eric Stark	CF
2.	Bryan Ingram	C
3.	Joe Gerber	1B
4.	Josh Carter	LF
5.	Drew Hedges	DH
6.	Rod Gott	RF
7.	Zach Gordon	2B
8.	Brian Barden	3B
9.	Will Hudson	SS
	Thad Johnson	P

**2001**

Oregon State 7  
Cal-State Northridge 17  
*Northridge, Calif.*

1.	Eric Stark	CF
2.	Bryan Ingram	C
3.	Josh Carter	RF
4.	Brian Barden	3B
5.	Andy Jarvis	1B
6.	Jason McBride	DH
7.	Chris Biles	LF
8.	Zach Gordon	2B
9.	Will Hudson	SS
	Thad Johnson	P

**2002**

Oregon State 5  
Arizona State 13  
*Mesa, Ariz.*

1.	Tom Creighton	DH
2.	Kerisi Reynolds	2B
3.	Brian Barden	3B
4.	Chris Biles	RF
5.	Seth Pietsch	LF
6.	Andy Jarvis	1B
7.	Will Hudson	SS
8.	Paul Richie	C
9.	Woodward	CF
	Josh Garcia	P

**2003**

Oregon State 6  
UC-Riverside 9  
*Riverside, Calif.*

1.	Seth Pietsch	LF
2.	Chris Kunda	2B
3.	Chris Biles	RF
4.	Andy Jarvis	1B
5.	Aaron Mathews	CF
6.	Jacoby Ellsbury	DH
7.	Tony Calderon	3B
8.	Paul Richie	C
9.	Rob Recuenco	SS
	Jake Postlewait	P

**2004**

Oregon State 8  
Utah 6  
*Surprise, Ariz.*

1.	Aaron Mathews	CF
2.	Tyler Graham	DH
3.	Jacoby Ellsbury	RF
4.	Tony Calderon	SS
5.	Shea McFeely	3B
6.	Andy Jenkins	1B
7.	Mike Lissman	LF
8.	Paul Richie	C
9.	Chad Schroeder	2B
	Jake Postlewait	P

**2005**

New Mexico State 0  
Oregon State 19  
*Tempe, Ariz.*

1.	Darwin Barney	SS
2.	Mitch Canham	1B
3.	Jacoby Ellsbury	CF
4.	Mike Lissman	LF
5.	Joey Ledesma	DH
6.	Shea McFeely	3B
7.	Chris Campos	RF
8.	Billy Munich	C
9.	Todd Shelton	2B
	Dallas Buck	P

**2006**

Nevada 4  
Oregon State 12  
*Surprise, Ariz.*

1.	Cole Gillespie	LF
2.	Scott Santschi	RF
3.	Darwin Barney	SS
4.	Geoff Wagner	DH
5.	Shea McFeely	3B
6.	Mitch Canham	C
7.	Bill Rowe	1B
8.	Koa Kahalehoe	CF
9.	Chris Kunda	2B
	Dallas Buck	P

**2007**

Oregon State 5  
Hawai'i-Hilo 0  
*Hilo, Hawai'i*

1.	Darwin Barney	SS
2.	Joey Wong	2B
3.	Jason Ogata	DH
4.	Mitch Canham	C
5.	Mike Lissman	LF
6.	Jordan Lennerton	1B
7.	Braden Wells	CF
8.	John Wallace	RF
9.	Lonnie Lechelt	3B
	Mike Stutes	P

**2008**

Vanderbilt 8  
Oregon State 1  
*Tempe, Ariz.*

1.	Braden Wells	LF
2.	Joey Wong	SS
3.	Jason Ogata	2B
4.	Daniel Robertson	RF
5.	Drew George	1B
6.	Garrett Nash	DH
7.	Lonnie Lechelt	3B
8.	Erik Ammon	C
9.	Chris Hopkins	CF
	Mike Stutes	P

**2009**

Oregon State 4  
Tennessee 5  
*Knoxville, Tenn.*

1.	Joey Wong	SS
2.	Adalberto Santos	CF
3.	Ryan Ortiz	C
4.	Logan Lotti	RF
5.	Blake Gibbs	DH
6.	Rob Folsom	LF
7.	Stefen Romero	1B
8.	Carter Bell	3B
9.	John Tommasini	2B
	Tanner Robles	P

**2010**

Oregon State 10  
Hawaii 6  
*Honolulu, Hawaii*

1.	Rob Folsom	LF
2.	Michael Miller	RF
3.	Adalberto Santos	CF
4.	Jared Norris	1B
5.	Stefen Romero	3B
6.	Carter Bell	SS
7.	Brandon Hayes	DH
8.	Andrew Susac	C
9.	John Tommasini	2B
	Tyler Waldron	P

**2011**

Oregon State 4  
Gonzaga 3  
*Fresno, Calif.*

1.	Garrett Nash	CF
2.	Brian Stamps	LF
3.	Andrew Susac	C
4.	Parker Berberet	DH
5.	Carter Bell	3B
6.	Tyler Smith	2B
7.	Jared Norris	1B
8.	Kavin Keyes	SS
9.	Jordan Poyer	RF
	Sam Gaviglio	P

**2012**

Oregon State 7  
UC Santa Barbara 3  
*Santa Barbara, Calif.*

1.	Ryan Barnes	LF
2.	Kavin Keyes	3B
3.	Ryan Dunn	SS
4.	Jake Rodriguez	C
5.	Sam Montgomery	RF
6.	Dylan Davis	DH
7.	Danny Hayes	1B
8.	Joey Matthews	CF
9.	John Tommasini	2B
	Ben Wetzler	P

**2013**

Utah Valley 2  
Oregon State 5  
*Palm Springs, Calif.*

1.	Max Gordon	CF
2.	Tyler Smith	SS
3.	Michael Conforto	LF
4.	Danny Hayes	1B
5.	Jerad Casper	3B
6.	Jake Rodriguez	C
7.	Kavin Keyes	DH
8.	Joey Matthews	RF
9.	Andy Peterson	2B
	Dan Child	P



## 2013 CWS Participants Beavers Return To Omaha

The Oregon State baseball team returned to Omaha in 2013 after a five-year hiatus from the College World Series. The Beavers made the trip on the strength of an incredibly strong pitching staff and a balanced offense.

Much like past seasons, the Beavers relied heavily on a Northwest flavor with its roster. Twenty players on the team's 35-man roster hailed from either Washington or Oregon, including all three of the team's weekend starters, Matt Boyd, Ben Wetzler and Andrew Moore.

The Beavers broke the school record for victories with 52, won the Pac-12 Conference with a 24-6 record and advanced to the World Series after hosting both the Corvallis Regional and Corvallis Super Regional.

- Oregon State played its first ever games at TD Ameritrade Park Omaha, going 2-2. The two victories gave the Beavers 13 all-time wins in Omaha, with each belonging to head coach Pat Casey.

- Oregon State batted .290 during the postseason and finished with a 3.00 earned run average. Kavin Keyes paced OSU with a .357 batting average and Michael Conforto set the OSU single postseason record with six doubles. Ben Wetzler was stellar for the Beavers on the mound, posting a 3-0 record and a 2.74 ERA. He, Matt Boyd and Andrew Moore combined to pitch in 76 of the team's 90 postseason innings (84.4 percent) and tallied a 6-2 record.

- Matt Boyd recorded the Beavers' first-ever complete-game effort at the College World Series in his last collegiate appearance when he shut out Indiana in a 1-0 win over June 19. It was just the 18th all-time 1-0 game at the College World Series, and the first since 1985.

- Oregon State's 52 victories surpassed the 2006 club's school-record 50-win season. The Beavers' 2013 winning percentage of .800 was the best mark in modern OSU history and led the Pac-12 Conference. The 52 wins is also the most by a Pac-12 school since Arizona State won 52 in 2010.

- The Beavers stretched their program record postseason appearances to five and in eight of the last nine seasons. Oregon State has made four NCAA College World Series appearances during that stretch.

- Oregon State won its third league title under head coach Pat Casey and did so with a 24-6 record. The 24 wins is the most by a league team since the then-Pac-10 unified prior to the 1999 season. The 24 wins is the most since USC won the Pac-10 South in 1996.

- Michael Conforto was named the Pac-12's Player of the Year and Andrew Moore earned Freshman of the Year honors. Both were also named All-Americans, as was Matt Boyd, giving the Beavers three in a year for just the second time in school history (the first coming in 2006).

- Moore was named a first-team All-American, becoming the first true freshman in OSU history to pick up the honor. Conforto, meanwhile, became just the fifth player in school history to record back-to-back All-American seasons.

- The Beavers lost consecutive games just once, in a doubleheader against Washington on April 20. Oregon State opened the year with 15 consecutive wins, and later had a 12-game win streak that began the day after the doubleheader loss. Oregon State headed into the postseason with 16 wins in its last 18 games.


- OSU finished with the nation's second-lowest ERA at 2.28, which also led the Pac-12 and set a new school record for best ERA. The Beavers also led the Pac-12 with a .217 batting average against and were second in fewest hits allowed at 454 and fifth in fewest walks allowed at 173, just 15 behind the Pac-12's leader.

- Oregon State found itself in the top 10 every weekend according to Baseball America. The Beavers were outside the top 10 just twice according to the other four major polls.

### 2013 Roster

No.	Pitchers	Yr.	B-T	Ht.	Wt.	Hometown
29	Clay Bauer	Jr.	R-R	6-6	211	Livermore, Calif.
31	Matt Boyd	Sr.	L-L	6-3	217	Mercer Island, WA
22	Cole Brocker	Sr.	R-R	6-2	219	Appleton, Wis.
36	Tony Bryant	Sr.	R-R	6-7	221	Kennewick, Wash.
41	Dan Child	Jr.	R-R	6-5	225	Rocklin, Calif.
19	Max Engelbrekt	Fr.	L-L	6-3	197	Seattle, Wash.
11	Jace Fry	So.	L-L	6-0	194	Beaverton, Ore.
18	Brandon Jackson	Jr.	R-R	6-0	185	Roseburg, Ore.
23	Andrew Moore	Fr.	R-R	5-11	180	Eugene, Ore.
25	Tyler Panton	Jr.	L-L	6-4	201	Bakersfield, Calif.
44	Zack Reser	So.	L-L	6-1	201	Beaverton, Ore.
37	Carlos Rodriguez	So.	L-L	6-1	205	Kapolei, Hawaii
24	Scott Schultz	Jr.	R-R	6-3	211	Gig Harbor, Wash.
26	Taylor Starr	Sr.	R-R	6-2	210	Longview, Wash.
28	Ben Wetzler	Jr.	L-L	6-1	209	Clackamas, Ore.
No.	Catchers	Yr.	B-T	Ht.	Wt.	Hometown
50	Beau Day	Jr.	R-R	6-0	230	Gresham, Ore.
6	Nate Esposito	So.	R-R	5-10	190	Granite Bay, Calif.
13	Jake Rodriguez	Jr.	R-R	5-9	200	Elk Grove, Calif.
No.	Infielders	Yr.	B-T	Ht.	Wt.	Hometown
15	Jerad Casper	Jr.	R-R	6-0	204	Maple Valley, WA
16	Gabe Clark	Fr.	R-R	6-0	210	Riverside, Calif.
9	Danny Hayes	Sr.	L-R	6-4	209	Rancho Murietta, CA
3	Kavin Keyes	Jr.	S-R	5-11	200	Sandy, Utah
7	Paul Martinez	Fr.	L-R	5-10	170	Riverside, Calif.
14	Andy Peterson	Jr.	R-R	5-10	170	La Palma, Calif.
1	Tyler Smith	Sr.	R-R	6-0	194	Thousand Oaks, CA
No.	Outfielders	Yr.	B-T	Ht.	Wt.	Hometown
33	Ryan Barnes	Sr.	R-R	5-11	205	West Linn, Ore.
8	Michael Conforto	So.	L-R	6-2	215	Woodinville, Wash.
10	Dylan Davis	So.	R-R	6-0	210	Redmond, Wash.
4	Max Gordon	Sr.	L-L	5-8	170	Ashland, Ore.
40	Jeff Hendrix	Fr.	L-R	5-11	181	Corvallis, Ore.
30	Ryan Howell	So.	R-R	5-10	200	Brentwood, Calif.
17	Joey Jansen	So.	L-L	5-11	175	Kennewick, Wash.
35	Joey Matthews	Sr.	R-R	5-10	193	Vacaville, Calif.
12	Nick Rulli	Jr.	R-R	6-1	185	Lake Oswego, Ore.
20	Zane Yanzick	So.	R-R	6-3	198	Beaverton, Ore.

**Head Coach:** Pat Casey  
**Assistant Coach:** Pat Bailey  
**Assistant Coach:** Andy Jenkins  
**Assistant Coach:** Nate Yeskie  
**Undergraduate Assistant Coaches:** Dallas Buck, Dylan Jones  
**Director of Operations:** Ron Northcutt  
**Assistant Director of Operations:** Patrick McLaughlin  
**Athletic Trainer:** David Stricklin  
**Managers:** Ryley Croghan, Peyton Gastellum, Brian Richardson  
**Athletic Communications:** Hank Hager  
**Radio Broadcaster:** Mike Parker  
**Video:** Jeff Taylor



#### 2006 & 2007 NATIONAL CHAMPIONS

5 College World Series Appearances: 1952, 2005, 2006, 2007, 2013 | 5 NCAA Super Regional Appearances: 2005, 2006, 2007, 2011, 2013

14 NCAA Regional Appearances: 1952, 1962, 1963, 1983, 1985, 1986, 2005, 2006, 2007, 2009, 2010, 2011, 2012, 2013





**Corvallis Regional**

**May 31 • Corvallis, Ore.**

**UTSA 4**  
**Oregon State 5**

UTSA 1 0 0 0 0 1 1 1 0 - 4 6 1  
 Oregon State 0 0 0 1 0 2 0 0 2 - 5 9 2  
 WP-Engelbrekt, Max (5-1)  
 LP-Sims, Matt (6-3)  
 T-3:37 A-3222

**June 1 • Corvallis, Ore.**

**Oregon State 3**  
**UC Santa Barbara 2**

Oregon State 0 1 0 0 0 1 0 0 1 - 3 10 0  
 UCSB 0 1 1 0 0 0 0 0 0 - 2 5 2  
 WP-Moore, Andrew (13-1)  
 SV-Engelbrekt, Max (5)  
 LP-Mahle, Greg (7-5)  
 T-3:23 A-3535  
 HR OSU - Barnes, Ryan

**June 2 • Corvallis, Ore.**

**Oregon State 6**  
**Texas A&M 1**

Oregon State 0 0 0 0 1 0 2 0 3 - 6 14 0  
 Texas A&M 1 0 0 0 0 0 0 0 0 - 1 4 2  
 WP-Wetzler, Ben (8-1)  
 LP-Jester, Jason (3-4)  
 T-3:02 A-3362

**Corvallis Super Regional**

**June 8 • Corvallis, Ore.**

**Kansas State 6**  
**Oregon State 2**

*10 Innings*  
 Kansas State 0 0 0 0 0 1 0 0 1 4 - 6 13 1  
 Oregon State 0 0 0 2 0 0 0 0 0 0 - 2 7 2  
 WP-Matthys, Jake (9-1)  
 LP-Fry, Jace (0-1)  
 T-3:48 A-3574

**June 9 • Corvallis, Ore.**

**Oregon State 12**  
**Kansas State 4**

Oregon State 5 2 2 0 1 0 1 0 1 - 12 21 1  
 Kansas State 0 1 0 2 0 0 0 0 1 - 4 6 1  
 WP-Moore, Andrew (14-1)  
 LP-McFadden, Blake (6-3)  
 T-3:28 A-3602  
 HR OSU-Conforto, Michael (11); Davis, Dylan (5)  
 HR KSU-King, Jared (7)

**June 10 • Corvallis, Ore.**

**Oregon State 4**  
**Kansas State 3**

Oregon State 0 2 0 1 1 0 0 0 0 - 4 6 0  
 Kansas State 0 0 0 0 0 1 0 0 2 - 3 11 2  
 WP-Wetzler, Ben (9-1)  
 SV-Boyd, Matt (1)  
 LP-Matthys, Jake (9-2)  
 T-3:25 A-3564  
 HR OSU-Hayes, Danny (6)

**2013 Postseason Statistics**

Player	AVG	G/GS	AB	R	H	RBI	2B	3B	HR	BB	SO	SB-ATT	SLG	OBA
Matthews, Joey	.500	2/0	2	1	1	0	1	0	0	0	0	0-0	1.000	.000
Keyes, Kevin	.357	10/10	42	6	15	4	1	1	0	1	6	1-1	.429	.364
Smith, Tyler	.318	10/10	44	6	14	5	3	0	5	4	0	0-0	.386	.388
Barnes, Ryan	.317	10/10	41	6	13	4	1	0	1	2	4	1-1	.415	.364
Conforto, Michael	.310	10/10	42	6	13	5	6	0	2	4	10	0-1	.595	.396
Peterson, Andy	.293	10/10	41	8	12	2	0	0	0	0	4	3-3	.293	.310
Davis, Dylan	.286	10/10	42	7	12	8	2	0	1	3	7	1-2	.405	.362
Hayes, Danny	.263	10/10	38	5	10	8	3	0	1	6	8	0-0	.421	.378
Hendrix, Jeff	.250	4/1	4	0	1	0	0	0	0	0	0	0-0	.250	.250
Rodriguez, Jake	.235	10/10	34	1	8	4	2	0	0	6	10	0-1	.294	.357
Gordon, Max	.167	9/9	24	3	4	3	0	0	0	3	3	1-1	.167	.286
Jansen, Joey	.000	1/0	1	0	0	0	0	0	0	0	1	0-0	.000	.000
<b>Totals</b>	<b>.290</b>	<b>10/10</b>	<b>355</b>	<b>49</b>	<b>103</b>	<b>43</b>	<b>19</b>	<b>1</b>	<b>5</b>	<b>30</b>	<b>57</b>	<b>7-10</b>	<b>.392</b>	<b>.359</b>

Pitcher	ERA	W-L	SV	G/GS	CG	SH	IP	H	R	ER	BB	SO	AVG	HR
Engelbrekt, Max	0.00	1-0	1	3/0	0	0	3.0	0	0	0	2	3	.000	0
Starr, Taylor	0.00	0-0	0	1/0	0	0	0.2	1	0	0	1	0	.500	0
Schultz, Scott	1.69	0-0	0	5/0	0	0	5.1	2	1	0	0	3	.292	0
Boyd, Matt	1.80	1-1	1	5/3	1	1	25.0	17	5	5	9	24	.202	0
Wetzler, Ben	2.74	3-0	0	3/3	1	0	23.0	21	7	7	11	21	.256	0
Moore, Andrew	3.86	2-1	0	4/4	0	0	28.0	26	14	12	7	17	.255	2
Fry, Jace	5.40	0-1	0	2/0	0	0	5.0	6	3	3	0	1	.316	0
Child, Dan	99.00	0-0	0	1/0	0	0	0.0	2	2	2	1	0	1.000	0
<b>Totals</b>	<b>3.00</b>	<b>7-3</b>	<b>2</b>	<b>10/10</b>	<b>2</b>	<b>1</b>	<b>90.0</b>	<b>80</b>	<b>33</b>	<b>30</b>	<b>31</b>	<b>69</b>	<b>.246</b>	<b>2</b>

**College World Series**

**June 15 • Omaha, Neb.**

**Mississippi State 5**  
**Oregon State 4**

Miss. State 0 3 0 0 0 0 0 2 0 - 5 8 2  
 Oregon State 2 0 0 1 1 0 0 0 0 - 4 10 1  
 WP-Mitchell, Ross (13-0)  
 SV-Holder, Jonathan (19)  
 LP-Boyd, Matt (10-4)  
 T-3:10 A-24473

**June 17 • Omaha, Neb.**

**Louisville 4**  
**Oregon State 11**

Louisville 0 0 0 0 1 0 3 0 0 - 4 12 4  
 Oregon State 0 0 3 7 0 0 1 0 X - 11 11 1  
 WP-Wetzler, Ben (10-1)  
 LP-Thompson, Jeff (11-2)  
 T-3:30 A-18980

**June 19 • Omaha, Neb.**


**Oregon State 1**  
**Indiana 0**

Oregon State 0 0 0 1 0 0 0 0 0 - 1 7 0  
 Indiana 2 0 0 0 0 0 0 0 0 - 0 4 0  
 WP-Boyd, Matt (11-4)  
 LP-Slegers, Aaron (9-2)  
 T-2:45 A-26035

**June 21 • Omaha, Neb.**

**Oregon State 1**  
**Mississippi State 4**

Oregon State 0 0 0 0 0 1 0 0 0 - 1 8 1  
 Miss. State 0 0 0 1 3 0 0 0 0 - 4 11 0  
 WP-Graveman, Kendall (8-5)  
 SV-Holder, Jonathan (21)  
 LP-Moore, Andrew (14-2)  
 T-2:32 A-18868  
 HR MSU-Renfroe, Hunter



Above: Ben Wetzler. Below: Danny Hayes





## 2007 National Champions Beavers Go Back-To-Back

The 2007 season was a special year for the Oregon State baseball team. The Beavers became just the fifth NCAA team to win back-to-back titles, and did so on the heels of their third consecutive trip to the College World Series in Omaha.

Oregon State was led by two of the most recognizable players in school history in Mitch Canham and Darwin Barney. OSU was buoyed on the mound by Mike Stutes, who ended the season with 12 victories - three came in the postseason, including two in the College World Series. The Beavers were blessed with a cast of players that included Joe Paterson, Daniel Turpen, Eddie Kunz, Jordan Lennerton, John Wallace, Joey Wong and others, who truly embraced the team concept and helped deliver spectacular performances throughout the College World Series and the postseason.

The Beavers swept through the postseason, going 11-1 en route to their second straight national championship.

- Oregon State trailed for just one inning during the College World Series, which consisted of a little less than 45 full innings for the Beavers. North Carolina held a 1-0 lead after one inning in the final game, but the Beavers answered back with three runs in the second to help boost them to the 9-3 win.

- Oregon State became the first team ever to win four straight CWS games by at least six runs. The Beavers' closest victory came in their first game, a 3-2 victory over Cal State Fullerton.

- Oregon State became just the sixth NCAA team to sweep its way through the College World Series. And OSU was the back-to-back title holder since the NCAA went to a best-of-three championship series.

- Jorge Reyes was named the College World Series Most Outstanding Player. Reyes went 2-0 at the World Series, defeating Cal State Fullerton and North Carolina.

- Oregon State opened the postseason as the No. 3 seed at the Charlottesville Regional on the campus of the University of Virginia. By winning the College World Series, Oregon State became the first No. 3 seed to do so.

- The Beavers opened postseason play by defeating Rutgers, 5-1. They lost their next game in 13 innings to Virginia, 7-4, but then went on win their next 10 games, the final one coming in Omaha.

- Oregon State came from a 3-0 deficit in the final game of the Charlottesville Regional to advance to a Super Regional against Michigan. Against UVA, OSU scored four runs in the final two innings and held on through a Joe Paterson victory to advance.

- The Beavers one-hit Michigan in the first game of the Super Regional at Goss Stadium, and scored a run in the ninth for the win. OSU dominated the second game, 8-2, to advance to the College World Series.

- Oregon State pitchers posted an incredible 2.57 earned run average through the post-season. Opponents hit just .210 against them and collected only 83 hits in 112 innings.

- Oregon State returned to Parker Plaza on the OSU campus after returning from Omaha and celebrated the second title in front of an estimated crowd of 6,000.

- Fifteen players on the championship squad would end up being drafted by Major League clubs at some point during their tenure at Oregon State. Two more ended up signing contracts as undrafted free agents.

- OSU finished the season with 49 victories, one off tying the school record.

### 2007 Roster

No.	Pitchers	Yr.	B-T	Ht.	Wt.	Hometown
32	Reed Brown	Jr.	R-R	6-4	210	Edmonds, Wash.
24	Brian Budrow	So.	R-R	6-3	220	Glendale, Ariz.
36	Bryn Card	Fr.	L-L	6-3	195	Klamath Falls, Ore.
30	Kyle Foster	Jr.	L-L	6-2	190	Castle Rock, Wash.
18	Mark Grbavac	So.	R-R	6-0	180	Portland, Ore.
	Chad Hegdahl	So.	L-L	6-2	180	Ashland, Ore.
4	Greg Keim	Sr.	R-R	5-11	175	Ontario, Ore.
2	Blake Keitzman	Fr.	L-L	5-11	170	Roseburg, Ore.
38	Josh Keller	So.	R-R	6-4	240	Portland, Ore.
44	Eddie Kunz	Jr.	R-R	6-6	250	Portland, Ore.
17	Anton Maxwell	Sr.	L-L	5-9	185	Anchorage, AK
19	Jake McCormick Sr.	R-R	6-3	220	Marysville, Calif.	
	Chad Nading	Fr.	R-R	6-5	210	Anchorage, AK
26	Joe Paterson	Jr.	L-L	6-1	205	McMinnville, Ore.
	Tyrell Poggemeyer	Fr.	R-R	6-1	180	Lowell, Ore.
23	Jorge Reyes	Fr.	R-R	6-2	175	Warden, Wash.
	Kraig Sitton	Fr.	L-L	6-5	170	McMinnville, Ore.
31	Alex Sogard	Fr.	L-L	6-3	210	Phoenix, Ariz.
33	Mike Stutes	Jr.	R-R	6-1	185	Lake Oswego, Ore.
28	Daniel Turpen	Jr.	R-R	6-4	215	McMinnville, Ore.
No.	Catchers	Yr.	B-T	Ht.	Wt.	Hometown
12	Erik Ammon	Jr.	R-R	5-11	195	Salem, Ore.
11	Mitch Canham	Jr.	L-R	6-2	212	Lake Stevens, Wash.
27	Ryan Ortiz	Fr.	R-R	6-3	185	San Diego, Calif.
39	Dale Solomon	Fr.	R-R	5-11	220	Moreno Valley, CA
No.	Infielders	Yr.	B-T	Ht.	Wt.	Hometown
6	Darwin Barney Jr.	R-R	5-10	173	Beaverton, Ore.	
	Hunter Beaty	Fr.	S-R	6-0	155	Mercer Island, WA
14	Brett Casey	Fr.	S-R	6-1	180	Corvallis, Ore.
16	Jackson Evans	Fr.	R-L	6-1	170	Vancouver, Wash.
29	Drew George	Jr.	S-R	6-2	181	Lebanon, Ore.
34	Joey Lakowske	Fr.	L-R	6-2	195	Corvallis, Ore.
15	Lonnie Lechelt	Jr.	R-R	6-0	195	Kennewick, Wash.
37	Jordan Lennerton	Jr.	L-L	6-2	230	Langley, B.C.
8	Jason Ogata	So.	R-R	6-0	190	Portland, Ore.
	Joe Pratt	Fr.	R-R	6-0	190	Monmouth, Ore.
1	Joey Wong	Fr.	L-R	5-10	160	Salem, Ore.
No.	Outfielders	Yr.	B-T	Ht.	Wt.	Hometown
	Scott Berke	Fr.	R-R	5-11	180	Las Vegas, Nev.
20	Chris Hopkins	Jr.	R-R	5-11	170	Oakland, Calif.
22	Koa Kahalehoe	So.	L-L	5-9	185	Las Vegas, Nev.
3	Mike Lissman	Fr.	R-L	6-0	215	Ontario, Ore.
21	Scott Santschi	Sr.	L-R	6-0	190	Vancouver, Wash.
35	John Wallace	So.	L-R	6-0	205	Reno, Nev.
9	Braden Wells	Jr.	R-R	6-0	205	Glendale, Ariz.

**Head Coach:** Pat Casey  
**Associate Head Coach:** Dan Spencer  
**Assistant Coach:** Marty Lees  
**Assistant Coach:** David Wong  
**Undergraduate Assistant Coach:** Kurt Steele  
**Athletic Trainer:** David Stricklin  
**Assistant Athletic Trainer:** Keita Shimada  
**Managers:** Peter Hughes, Brian Pecor  
**Administrative Assistants:** Stephanie Kondos, Lexi Crawford  
**Head Groundskeeper:** Al Kirk  
**Sports Information:** Kip Carlson  
**Radio Broadcaster:** Mike Parker





**Charlottesville Regional**

**June 1 • Charlottesville, Va.**

<b>Oregon State</b>	<b>5</b>
<b>Rutgers</b>	<b>1</b>

Oregon State 0 1 1 0 3 0 0 0 0 - 5 11 1  
 Rutgers 1 0 0 0 0 0 0 0 0 - 1 7 1  
 WP-Paterson, Joe (8-6)  
 SV-Turpen, Daniel (1)  
 LP-Healing, Steve (10-4)  
 T-2:23 A-2097

**June 2 • Charlottesville, Va.**

<b>Virginia</b>	<b>7</b>
<b>Oregon State</b>	<b>4</b>

13 Innings  
 Virginia 1 0 0 0 1 0 0 1 0 0 3 - 7 11 0  
 Oregon State 2 0 0 0 1 0 0 0 1 0 0 0 - 4 10 2  
 WP-Lambert, Casey (3-2)  
 LP-Kunz, Eddie (2-1)  
 T-4:53 A-3212  
 HR OSU - Barney, Darwin

**June 4 • Charlottesville, Va.**

<b>Rutgers</b>	<b>2</b>
<b>Oregon State</b>	<b>5</b>

Rutgers 0 0 0 0 1 1 0 0 0 - 2 7 3  
 Oregon State 1 0 0 2 0 1 1 0 X - 5 11 4  
 WP-Reyes, Jorge (5-3)  
 SV-Turpen, Daniel (2)  
 LP-Giannini, Matt (5-5)  
 T-2:55 A-1984  
 HR OSU - Lechelt, Lonnie  
 HR RUT - Meade, Frank

**June 4 • Charlottesville, Va.**

<b>Oregon State</b>	<b>5</b>
<b>Virginia</b>	<b>3</b>

Oregon State 0 0 0 0 0 1 0 3 1 - 5 11 1  
 Virginia 0 0 0 0 3 0 0 0 0 - 3 5 4  
 WP-Paterson, Joe (9-6)  
 LP-Schwimer, Michael (3-1)  
 T-3:08 A-3212  
 HR OSU - Hopkins, Chris; Lennerton, Jordan

**June 5 • Charlottesville, Va.**

<b>Virginia</b>	<b>3</b>
<b>Oregon State</b>	<b>7</b>

Virginia 0 3 0 0 0 0 0 0 0 - 3 7 1  
 Oregon State 2 3 0 0 0 2 0 0 X - 7 12 1  
 WP-Kunz, Eddie (3-1)  
 SV-Paterson, Joe (1)  
 LP-Lambert, Casey (3-3)  
 T-3:04 A-2389  
 HR OSU - Lechelt, Lonnie

**Corvallis Super Regional**

**June 10 • Corvallis, Ore.**

<b>Oregon State</b>	<b>1</b>
<b>Michigan</b>	<b>0</b>

Oregon State 0 0 0 0 0 0 0 0 0 1 - 1 1 0  
 Michigan 0 0 0 0 0 0 0 0 0 - 0 4 0  
 WP-Paterson, Joe (10-6)  
 SV-Kunz, Eddie (11)  
 LP-Putnam, Zach (8-5)  
 T-2:32 A-3284

**2007 Postseason Statistics**

Player	AVG	G/GS	AB	R	H	RBI	2B	3B	HR	BB	SO	SB-ATT	SLG	OBA
Santschi, Scott	.417	9/8	24	4	10	7	2	0	1	7	2	0-0	.625	.548
Wallace, John	.364	9/6	22	6	8	6	1	2	0	3	8	2-2	.591	.423
Barney, Darwin	.347	12/12	49	10	17	11	2	0	2	7	4	3-3	.510	.431
Wong, Joey	.340	12/12	47	8	16	7	2	0	0	4	11	0-0	.383	.415
Ogata, Jason	.308	9/6	26	0	8	7	0	0	0	2	7	1-1	.308	.345
Hopkins, Chris	.294	12/12	51	14	15	4	3	0	1	6	6	4-5	.412	.390
Lissman, Mike	.279	12/12	43	9	12	8	1	0	2	10	7	2-2	.442	.426
Wells, Braden	.263	12/4	19	4	5	0	0	0	0	1	7	2-3	.263	.333
Lechelt, Lonnie	.256	12/12	43	7	11	3	4	1	2	2	17	3-3	.535	.304
Canham, Mitch	.250	12/11	48	4	12	6	0	0	1	4	12	1-1	.313	.339
Lennerton, Jordan	.244	12/12	45	11	11	6	1	0	4	6	14	0-0	.533	.333
Ammon, Erik	.000	2/1	1	0	0	0	0	0	0	1	0	0-0	.000	.500
Kahalehoe, Koa	.000	5/0	1	0	0	0	0	0	0	0	0	0-0	.000	.000
Ortiz, Ryan	.000	1/0	0	0	0	0	0	0	0	0	0	0-0	.000	1.000
<b>Totals</b>	<b>.298</b>	<b>12/12</b>	<b>419</b>	<b>77</b>	<b>125</b>	<b>65</b>	<b>16</b>	<b>3</b>	<b>13</b>	<b>53</b>	<b>95</b>	<b>18-20</b>	<b>.444</b>	<b>.389</b>

Pitcher	ERA	W-L	SV	G/GS	CG	SH	IP	H	R	ER	BB	SO	AVG	HR
Grbavac, Mark	0.00	0-0	0	4/0	0	0	3.1	3	0	0	3	4	.250	0
Maxwell, Anton	0.00	0-0	0	2/0	0	0	0.2	0	0	0	1	0	.000	0
Keim, Greg	0.00	0-0	0	1/0	0	0	0.2	1	0	0	0	1	.333	0
Paterson, Joe	1.11	3-0	2	9/1	0	0	24.1	16	4	3	2	20	.190	1
Turpen, Daniel	1.96	1-0	2	4/2	0	0	18.1	12	4	6	6	14	.188	0
Reyes, Jorge	2.13	3-0	0	4/4	0	0	25.1	20	6	6	7	11	.220	2
Kunz, Eddie	3.24	1-1	2	5/0	0	0	8.1	7	4	3	3	3	.241	0
Stutes, Mike	4.50	3-0	0	5/5	0	0	30.0	22	15	15	17	28	.202	3
Keitzman, Blake	9.00	0-0	0	2/0	0	0	1.0	3	1	1	0	0	1.500	0
<b>Totals</b>	<b>2.57</b>	<b>11-1</b>	<b>6</b>	<b>12/12</b>	<b>0</b>	<b>1</b>	<b>112.0</b>	<b>83</b>	<b>34</b>	<b>32</b>	<b>39</b>	<b>82</b>	<b>.210</b>	<b>6</b>

**June 11 • Corvallis, Ore.**

<b>Michigan</b>	<b>2</b>
<b>Oregon State</b>	<b>8</b>

Michigan 0 0 0 0 0 1 0 0 1 - 2 4 0  
 Oregon State 0 4 0 0 3 0 0 1 X - 8 8 0  
 WP-Stutes, Mike (10-4)  
 LP-Wilson, Mike (7-1)  
 T-3:00 A-3178  
 HR MICH - Rose, Eric 2

**College World Series**

**June 16 • Omaha, Neb.**

<b>Oregon State</b>	<b>3</b>
<b>Cal-State Fullerton</b>	<b>2</b>

Oregon State 1 1 0 0 0 0 1 0 0 - 3 7 1  
 CSF Fullerton 0 1 0 0 0 0 1 0 - 2 6 1  
 WP-Reyes, Jorge (6-3)  
 SV-Kunz, Eddie (12)  
 LP-Roemer, Wes (11-7)  
 T-2:59 A-26559  
 HR OSU - Lissman, Mike; Santschi, Scott  
 HR CSUF - Mahin, Nick

**June 18 • Omaha, Neb.**

<b>Arizona State</b>	<b>6</b>
<b>Oregon State</b>	<b>12</b>

Arizona State 0 1 0 0 0 0 4 0 1 - 6 7 2  
 Oregon State 2 4 1 1 1 3 0 0 X - 12 18 1  
 WP-Stutes, Mike (11-4)  
 LP-Flores, Brian (11-2)  
 T-3:34 A-21692  
 HR OSU - Lissman, Mike; Lennerton, Jordan

**June 20 • Omaha, Neb.**

<b>UC-Irvine</b>	<b>1</b>
<b>Oregon State</b>	<b>7</b>

UC-Irvine 0 0 0 1 0 0 0 0 0 - 1 5 1  
 Oregon State 0 0 4 0 1 0 1 1 X - 7 11 0  
 WP-Turpen, Daniel (10-1)  
 LP-Bergman, Christian (0-4)  
 T-2:59 A-29921  
 HR OSU - Canham, Mitch

**June 23 • Omaha, Neb.**

<b>North Carolina</b>	<b>4</b>
<b>Oregon State</b>	<b>11</b>

North Carolina 0 0 0 2 0 1 1 0 - 4 12 2  
 Oregon State 0 2 1 0 1 2 4 1 X - 11 12 2  
 WP-Reyes, Jorge (7-3)  
 SV-Paterson, Joe (2)  
 LP-White, Alex (6-7)  
 T-3:17 A-26887  
 HR OSU - Lennerton, Jordan  
 HR UNC - Johnson, Benji

**June 24 • Omaha, Neb.**

<b>Oregon State</b>	<b>9</b>
<b>North Carolina</b>	<b>3</b>

Oregon State 0 3 1 0 1 0 2 0 2 - 9 13 0  
 North Carolina 0 1 0 1 0 0 0 0 - 3 9 2  
 WP-Stutes, Mike (12-4)  
 LP-Putkonen, Luke (8-2)  
 T-3:29 A-25012  
 HR OSU - Barney, Darwin; Lennerton, Jordan  
 HR UNC - Ackley, Dustin





## 2006 National Champions OSU Wins Its First Title

Oregon State went to the 2006 College World Series in Omaha as veterans after the Beavers made their second all-time appearance at the CWS in 2005.

The Beavers returned a number of players who made the 2005 appearance, and who were bounced after two games. That left them hungry, knowing they wanted more. And in 2006, they did not disappoint as Oregon State went 6-2 over eight games in Omaha to claim its first national championship.

The Beavers dispatched of North Carolina in the national title series. Oregon State lost to the Tar Heels, 4-3, in the first game, and saw itself behind UNC, 5-0, after three-and-a-half innings, but the Beavers scored seven in the bottom of the fourth and forced a third game after an 11-7 victory. A North Carolina error in the eighth gave the Beavers a run, breaking a 2-2 tie in the deciding game, and ultimately, the victory.

That national championship victory made the Beavers the first NCAA title holder from the Pacific-10 Conference since USC in 1998.

- Oregon State became the first team from the Pacific Northwest to win the national title, and the first from the northern part of the country to win it in 40 years.

- The Beavers were the first team to ever face six elimination games at the College World Series. And OSU became the first national championship club to win despite losing two games in Omaha.

- Oregon State opened its trip in Omaha by losing to Miami, 11-1. By virtue of that loss, the Beavers became just the second team in the last 25 years to win the title after losing their first game.

- Right-handed starter Jonah Nickerson was named the Most Outstanding Player of the College World Series. He made three CWS appearances, throwing 21 2/3 innings, allowing just four runs (two earned), 12 hits and four walks. Nickerson struck out 19.

- Nickerson ended the postseason with a 4-0 record, winning at least one game in the NCAA Regional, NCAA Super Regional and College World Series. He threw 36 2/3 innings over five games and allowed just 20 hits to go along with 34 strikeouts and a 1.23 ERA.

- Nickerson paced the Oregon State pitching staff, which saw eight pitchers contribute in the postseason run. Only one pitcher had an ERA above 5.00, and the team combined to limit opponents to a .219 batting average.

- Offensively, the Beavers finished with a .302 average as a team through 13 postseason games. Tyler Graham paced the way for the Beavers with a .426 batting average while Bill Rowe was close behind with a .419 mark. His 18 runs batted in led the team.

- Oregon State opened the postseason by hosting an NCAA Regional and the Beavers outscored their opponents - Wright State, Kansas and Hawaii - by a combined 28-9 mark. Oregon State never trailed during regional play.

- The Beavers defeated Stanford, 4-3, to open Super Regional play at Goss in the next round, then shut out the Cardinal, 15-0, in the second game to advance to Omaha. The 15-run win marked the second-biggest in the school's postseason history and was just the second shutout ever thrown, at the time, by OSU pitchers in NCAA play.

- Oregon State advanced to the postseason by winning the Pac-10 title and was named a No. 1 seed at its own regional.

- The Beavers ended the 2006 season with 50 victories, a school-record. It eclipsed the previous record of 46 set in 2005.

### 2006 Roster

No.	Pitchers	Yr.	B-T	Ht.	Wt.	Hometown
42	Bret Bochsler	Fr.	L-L	6-1	170	Redmond, Wash.
32	Reed Brown	So.	R-R	6-4	210	Edmonds, Wash.
2	Dallas Buck	Jr.	R-R	6-3	210	Newberg, Ore.
24	Brian Budrow	Fr.	R-R	6-4	215	Glendale, Ariz.
46	Bryn Card	Fr.	L-L	6-3	175	Klamath Falls, Ore.
18	Mark Grbavac	Fr.	R-R	6-0	180	Portland, Ore.
6	Kevin Gunderson Jr.	R-L	5-10	165		Portland, Ore.
4	Greg Keim	Jr.	R-R	5-11	175	Ontario, Ore.
36	Jon Koller	Sr.	R-R	6-6	230	Carlsbad, Calif.
44	Eddie Kunz	So.	R-R	6-5	250	Portland, Ore.
17	Anton Maxwell Jr.	L-L	5-9	180		Anchorage, Alas.
34	Jonah Nickerson Jr.	R-R	6-1	195		Oregon City, Ore.
26	Joe Paterson	So.	L-L	6-1	195	McMinnville, Ore.
31	Alex Sogard	Fr.	L-L	6-3	200	Phoenix, Ariz.
33	Mike Stutes	So.	R-R	6-1	185	Lake Oswego, Ore.
27	Rob Summers	Fr.	R-R	6-0	188	Beaverton, Ore.
28	Daniel Turpen	So.	R-R	6-4	215	McMinnville, Ore.
No.	Catchers	Yr.	B-T	Ht.	Wt.	Hometown
12	Erik Ammon	So.	R-R	5-11	195	Salem, Ore.
11	Mitch Canham	So.	L-R	6-2	212	Lake Stevens, Wash.
1	Casey Priseman	So.	R-R	6-1	195	Woodinville, Wash.
39	Dale Solomon	Fr.	R-R	5-11	205	Moreno Valley, Calif.
No.	Infielders	Yr.	B-T	Ht.	Wt.	Hometown
10	Darwin Barney	So.	R-R	5-10	175	Beaverton, Ore.
30	Brett Casey	Fr.	S-R	6-0	170	Corvallis, Ore.
16	Cory Ellis	Fr.	R-R	5-7	160	Portland, Ore.
14	Ryan Gipson	Sr.	R-R	5-11	182	Central Point, Ore.
3	Chris Kunda	Sr.	R-R	6-0	175	Philomath, Ore.
15	Lonnie Lechelt	So.	R-R	6-0	193	Kennewick, Wash.
29	Shea McFeely	Sr.	R-R	6-1	210	Federal Way, Wash.
41	Sean Rockey	Fr.	R-R	6-0	180	Sammamish, Wash.
38	Bill Rowe	Fr.	L-L	6-3	230	Ashland, Ore.
No.	Outfielders	Yr.	B-T	Ht.	Wt.	Hometown
40	Derek Engelke	So.	L-L	5-10	175	Newberg, Ore.
9	Cole Gillespie	Jr.	R-R	6-1	200	West Linn, Ore.
21	Tyler Graham	Jr.	R-R	6-1	185	Great Falls, Mont.
22	Koa Kahalehoe	Fr.	L-L	5-10	195	Las Vegas, Nev.
45	Joey Lakowske	Fr.	L-R	6-2	195	Corvallis, Ore.
20	Greg Laybourn	Fr.	R-R	5-10	190	Portland, Ore.
8	Mike Lissman	Jr.	R-R	6-0	200	Ontario, Ore.
19	Jake McCormick Jr.	R-R	6-3	225		Marysville, Calif.
23	Scott Santschi Jr.	L-R	6-0	190		Vancouver, Wash.
37	Geoff Wagner	Sr.	L-L	6-2	215	Redmond, Ore.
35	John Wallace	Fr.	L-R	6-0	200	Reno, Nev.

**Head Coach:** Pat Casey  
**Associate Head Coach:** Dan Spencer  
**Assistant Coach:** Marty Lees  
**Volunteer Assistant Coach:** David Wong  
**Director of Operations:** Ron Northcutt  
**Athletic Trainers:** David Stricklin, Travis Tims  
**Managers:** Peter Hughes, Brian Pecor  
**Administrative Assistant:** Stephanie Kondos  
**Academics:** Ardell Bailey  
**Equipment:** Tom Williams  
**Head Groundskeeper:** Al Kirk  
**Sports Information:** Kip Carlson  
**Video:** Jeff Taylor  
**Radio Broadcaster:** Mike Parker





Corvallis Regional

June 2 • Corvallis, Ore.

Wright State 3
Oregon State 5

Wright State 0 0 0 0 2 1 0 0 0 - 3 7 1
Oregon State 1 0 0 2 0 0 0 2 X - 5 9 2
WP-Kunz, Eddie (2-0)
SV-Gunderson, Kevin (16)
LP-Smith, Joe (3-1)
T-2:39 A-2587
HR OSU - Gillespie, Cole

June 3 • Corvallis, Ore.

Kansas 3
Oregon State 11

Kansas 0 0 0 0 1 0 0 2 0 - 3 4 1
Oregon State 0 7 0 2 0 0 0 2 X - 11 11 1
WP-Nickerson, Jonah (10-4)
LP-Land, S. (5-7)
T-2:34 A-2967
HR OSU - Kunda, Chris 2
HR KU - Simpson; Price, Ry.

June 4 • Corvallis, Ore.

Oregon State 12
Hawaii 3

Oregon State 1 0 3 0 1 0 3 4 0 - 12 13 1
Hawaii 0 0 0 2 0 1 0 0 0 - 3 9 2
WP-Stutes, Mike (7-2)
LP-Daly, Matt (6-2)
T-3:23 A-2783

Corvallis Super Regional

June 10 • Corvallis, Ore.

Stanford 3
Oregon State 4

Stanford 0 0 2 0 1 0 0 0 0 - 3 8 3
Oregon State 1 0 2 0 0 0 1 0 X - 4 7 0
WP-Buck, Dallas (12-2)
SV-Gunderson, Kevin (17)
LP-Reynolds, Greg (7-6)
T-2:46 A-3173
HR STAN - Rapaport, Jim

June 11 • Corvallis, Ore.

Oregon State 15
Stanford 0

Oregon State 4 0 0 6 0 2 0 2 1 - 15 19 0
Stanford 0 0 0 0 0 0 0 0 0 - 0 5 1
WP-Nickerson, Jonah (11-4)
LP-Gallagher, Nolan (5-5)
T-2:58 A-3194
HR OSU - Santschi, Scott

College World Series

June 17 • Omaha, Neb.

Miami 11
Oregon State 1

Miami 2 3 0 0 2 0 0 4 0 - 11 11 0
Oregon State 0 0 0 0 0 0 0 1 0 - 1 6 1
WP-Maine, Scott (12-3)
LP-Buck, Dallas (12-3)

2006 Postseason Statistics

Table with columns: Player, AVG, G/GS, AB, R, H, RBI, 2B, 3B, HR, BB, SO, SB-ATT, SLG, OBA. Includes player stats for Graham, Tyler, Rowe, Bill, Gillespie, Cole, Lissman, Mike, Wallace, John, Canham, Mitch, Barney, Darwin, McFeely, Shea, Kunda, Chris, Gipson, Ryan, Santschi, Scott, Wagner, Geoff, Ammon, Erik, Kahalehoe, Koa, and Totals.

Table with columns: Pitcher, ERA, W-L, SV, G/GS, CG, SH, IP, H, R, ER, BB, SO, AVG, HR. Includes pitcher stats for Grbavac, Mark, Turpen, Daniel, Nickerson, Jonah, Paterson, Joe, Gunderson, Kevin, Stutes, Mike, Kunz, Eddie, Buck, Dallas, and Totals.

T-2:42 A-25417
HR UM - Raben, Dennis

June 19 • Omaha, Neb.

Oregon State 5
Georgia 3

Oregon State 0 1 1 2 0 0 0 1 0 - 5 12 2
Georgia 0 0 1 0 1 0 0 1 0 - 3 7 1
WP-Nickerson, Jonah (12-4)
SV-Gunderson, Kevin (18)
LP-Westphal, Mickey (7-3)
T-2:45 A-17135
HR UG - Wyatt, Jonathan

June 20 • Omaha, Neb.

Oregon State 8
Miami 1

Oregon State 1 0 4 1 1 0 0 0 1 - 8 13 0
Miami 0 0 0 0 0 0 1 0 0 - 1 5 1
WP-Stutes, Mike (8-2)
LP-Gutierrez, Carlos (9-7)
T-3:03 A-26241
HR OSU - McFeely, Shea
HR UM - Raben, Dennis

June 21 • Omaha, Neb.

Rice 0
Oregon State 5

Rice 0 0 0 0 0 0 0 0 0 - 0 5 0
Oregon State 0 0 3 0 0 1 1 0 X - 5 7 0
WP-Turpen, Daniel (3-0)
LP-Crow, Craig (8-3)
T-2:54 A-30335
HR OSU - McFeely, Shea

June 22 • Omaha, Neb.

Oregon State 2
Rice 0

Oregon State 0 1 0 0 1 0 0 0 0 - 2 3 0
Rice 0 0 0 0 0 0 0 0 0 - 0 2 0
WP-Nickerson, Jonah (13-4)
SV-Gunderson, Kevin (19)
LP-Degerman, Eddie (13-2)
T-2:29 A-19161

June 24 • Omaha, Neb.

Oregon State 3
North Carolina 4

Oregon State 0 0 1 0 0 2 0 0 0 - 3 9 0
North Carolina 2 0 0 0 0 1 0 1 X - 4 10 1
WP-Hovis, Jonathan (8-2)
SV-Carnigan, Andrew (15)
LP-Paterson, Joe (1-1)
T-2:50 A-26808

June 25 • Omaha, Neb.

North Carolina 7
Oregon State 11

North Carolina 0 1 3 1 0 0 2 0 0 - 7 13 0
Oregon State 0 0 0 7 0 4 0 0 X - 11 14 0
WP-Gunderson, Kevin (3-2)
LP-Danford, Matt (7-2)
T-3:07 A-25046
HR OSU - Rowe, Bill
HR UNC - Federowicz, Tim

June 26 • Omaha, Neb.

North Carolina 2
Oregon State 3

North Carolina 0 0 0 2 0 0 0 0 - 2 8 4
Oregon State 0 0 0 2 0 0 0 1 X - 3 6 1
WP-Buck, Dallas (13-3)
SV-Gunderson, Kevin (20)
LP-Bard, Daniel (9-4)
T-3:09 A-18565



## 2005 CWS Participants Beavers Begin 3-Year Run

Oregon State began its magical three-year run to Omaha in 2005, a year that saw the club make many firsts. The Beavers went to the College World Series for the first time in more than 50 years, win the Pacific-10 Conference for the first time and advance to an NCAA Super Regional for the first time.

They did so with a cast of players with an overwhelming Pacific Northwest flavor, including Oregon born Dallas Buck, Kevin Gunderson, Jonah Nickerson, Jacoby Ellsbury and Darwin Barney, among others. Of the 29 players on the roster born in either Oregon or Washington, 13 ended their tenure at Oregon State being drafted by Major League clubs at least once.

The Beavers played their last game in Omaha on June 20, which, at the time, was the latest on the calendar an Oregon State season had ever extended.

- Oregon State went 0-2 in Omaha, but the World Series capped off a magnificent season for the Beavers. Oregon State won its first Pac-10 title by going 19-5 during the regular season. The 19 wins mark a conference record for the Beavers, who won seven of their eight Pac-10 series.

- The Beavers won 46 games, a new single-season school record. It surpassed the previous record of 39 set in 1986.

- The Beavers lost consecutive games only twice; once during the regular season, to Stanford and Arizona, and then in Omaha to Tulane and Baylor.

- Oregon State won five of its six games leading up to the College World Series. The Beavers outscored St. John's and Ohio State, 34-7, in three games at the Corvallis Regional.

- The Beavers advanced to a Super Regional at Goss Stadium, and took 2-of-3 from USC, whom OSU had ended the Pac-10 regular season with. The Beavers advanced to the NCAA College World Series after scoring two runs in the seventh in the third game of the Super Regional.

- Oregon State lost both of its games in Omaha, but the team's pitching staff was stellar. The Beavers allowed just seven runs over two games at Rosenblatt Stadium.

- The Beavers batted .321 as a team through the eight postseason games, and were led by Andy Jenkins' .459 batting average, which stands as the single-best postseason for any Oregon State player.

- The team's pitching staff was anchored by Jonah Nickerson, who went 1-1 with a 2.11 earned run average. Nickerson ended his career with five postseason victories, four a year later, which ties Mike Stutes for most in an OSU career.

- The trip to the postseason was the first in 19 years for Oregon State, which had last appeared in an NCAA Regional in Stillwater, Okla., in 1986. At the time, the eight postseason games played in 2005 was a single-year record for the Beavers.

- Head coach Pat Casey won his first career postseason game on June 3 as the Beavers scored a run in both the eighth and ninth innings for a 4-3 come-from-behind victory over Ohio State.

- Oregon State defeated St. John's, 19-3, in the final game of the Corvallis Regional. The 16-run win still stands as the team's single-largest postseason victory.

- Jacoby Ellsbury, who in 2007 became the first former OSU player to win a MLB World Series, played in all eight games in the 2005 postseason and batted .351 with two doubles, a triple and five stolen bases.

- Thirteen players who played in the 2005 postseason won a title in 2006 with OSU.

### 2005 Roster

No.	Pitchers	Yr.	B-T	Ht.	Wt.	Hometown
32	Reed Brown	Fr.	R-R	6-4	195	Edmonds, Wash.
2	Dallas Buck	So.	R-R	6-2	190	Newberg, Ore.
38	A.J. Davidson	Jr.	S-L	6-3	200	Florence, Ore.
18	Nate Fogle	Jr.	R-R	6-3	220	Gresham, Ore.
6	Kevin Gunderson	So.	R-L	5-10	160	Portland, Ore.
16	Kevin Joslyn	Sr.	L-L	6-1	185	Spokane, Wash.
	Josh Keller	Fr.	R-R	6-4	230	Portland, Ore.
36	Jon Koller	Jr.	R-R	6-6	235	Carlsbad, Calif.
44	Eddie Kunz	Fr.	R-R	6-4	250	Portland, Ore.
17	Anton Maxwell	So.	L-L	5-9	175	Anchorage, Alas.
19	Jake McCormick	So.	R-R	6-2	220	Marysville, Calif.
34	Jonah Nickerson	So.	R-R	6-1	190	Oregon City, Ore.
4	Kurt Steele	Jr.	R-R	6-2	180	Corvallis, Ore.
27	Rob Summers	Fr.	R-R	6-0	185	Beaverton, Ore.
28	Daniel Turpen	Fr.	R-R	6-4	195	McMinnville, Ore.
No.	Catchers	Yr.	B-T	Ht.	Wt.	Hometown
11	Mitch Canham	So.	L-R	6-2	200	Lake Stevens, Wash.
35	Billy Munich	Jr.	S-R	6-1	225	El Macero, Calif.
20	Casey Priseman	Fr.	R-R	6-1	180	Woodinville, Wash.
No.	Infielders	Yr.	B-T	Ht.	Wt.	Hometown
10	Darwin Barney	Fr.	R-R	5-10	170	Beaverton, Ore.
30	Travis Carver	Fr.	L-R	6-3	235	McMinnville, Ore.
	Cory Ellis	Fr.	R-R	5-7	160	Portland, Ore.
14	Ryan Gipson	Jr.	R-R	5-11	180	Central Point, Ore.
8	Andy Jenkins	Sr.	R-R	6-0	200	Salem, Ore.
3	Chris Kunda	Jr.	R-R	6-0	175	Philomath, Ore.
15	Lonnie Lechelt	Fr.	R-R	6-0	190	Kennewick, Wash.
25	Joey Ledesma	Jr.	L-R	6-0	190	Tucson, Ariz.
29	Shea McFeely	Jr.	R-R	6-2	215	Federal Way, Wash.
31	Scott Nelson	Jr.	R-R	6-3	215	Eugene, Ore.
1	Todd Shelton	Jr.	R-R	5-10	185	Bakersfield, Calif.
No.	Outfielders	Yr.	B-T	Ht.	Wt.	Hometown
22	Danny Anderson	Sr.	R-R	6-4	200	Modesto, Calif.
24	Chris Campos	Sr.	L-L	6-1	208	Modesto, Calif.
	Nic Chapin	Jr.	L-L	5-11	185	Oregon City, Ore.
23	Jacoby Ellsbury	Jr.	L-L	6-1	190	Madras, Ore.
40	Joel Evans	Sr.	R-R	6-5	230	Redmond, Wash.
12	Rob Folsom	Fr.	R-R	5-9	180	Medford, Ore.
9	Cole Gillespie	So.	R-R	6-1	200	West Linn, Ore.
21	Tyler Graham	Jr.	R-R	6-0	180	Great Falls, Mont.
26	Mike Lissman	So.	R-L	6-0	195	Ontario, Ore.
37	Geoff Wagner	Jr.	L-L	6-2	215	Redmond, Ore.

**Head Coach:** Pat Casey  
**Associate Head Coach:** Dan Spencer  
**Assistant Coach:** Marty Lees  
**Volunteer Assistant Coach:** Troy Schader  
**Athletic Trainer:** Matt Toth  
**Assistant Athletic Trainers:** Nathan Dufault, J.R. Tatum  
**Manager:** Peter Hughes  
**Administrative Assistant:** Jenny Siewell  
**Head Groundskeeper:** Al Kirk  
**Sports Information:** Kip Carlson  
**Radio Broadcaster:** Mike Parker







**Corvallis Regional**

**June 3 • Corvallis, Ore.**

<b>Ohio State</b>	<b>3</b>
<b>Oregon State</b>	<b>4</b>

Ohio State 0 0 0 1 0 1 1 0 0 - 3 4 0  
 Oregon State 0 2 0 0 0 0 0 1 1 - 4 9 2  
 WP-Gunderson, Kevin (6-2)  
 LP-Meister, Rory (8-2)  
 T-2:23 A-2612  
 HR OSU - Canham, Mitch; McFeely, Shea

**June 4 • Corvallis, Ore.**

<b>Oregon State</b>	<b>11</b>
<b>St. John's</b>	<b>1</b>

Oregon State 0 1 0 0 4 1 0 5 0 - 11 14 0  
 St. John's 0 0 0 0 0 0 0 0 1 - 1 7 4  
 WP-Nickerson, Jonah (9-1)  
 LP-Wladkya, Jim (7-3)  
 T-2:54 A-2609

**June 5 • Corvallis, Ore.**

<b>St. John's</b>	<b>3</b>
<b>Oregon State</b>	<b>19</b>

St. John's 0 0 0 0 0 1 2 0 0 - 3 11 0  
 Oregon State 0(13) 0 4 2 0 0 0 X -19 22 4  
 WP-Maxwell, Anton (11-1)  
 LP-Smith, Anthony (1-2)  
 T-3:14 A-2532  
 HR OSU - Anderson, Danny 2

**Corvallis Super Regional**

**June 11 • Corvallis, Ore.**

<b>USC</b>	<b>4</b>
<b>Oregon State</b>	<b>10</b>

USC 2 0 2 0 0 0 0 0 0 - 4 9 8  
 Oregon State 1 0 0 2 0 2 0 5 X -10 7 0  
 WP-Buck, Dallas (12-1)  
 SV-Gunderson, Kevin (14)  
 LP-Kennedy, Ian (12-3)  
 T-3:44 A-3059  
 HR OSU - Jenkins, Andy

**June 12 • Corvallis, Ore.**

<b>Oregon State</b>	<b>8</b>
<b>USC</b>	<b>9</b>

**10 Innings**  
 Oregon State 0 0 0 2 1 2 3 0 0 0 - 8 10 4  
 USC 0 0 0 0 2 1 0 2 3 1 - 9 16 1  
 WP-Koss, Paul (4-1)  
 LP-Gunderson, Kevin (6-3)  
 T-4:14 A-3068  
 HR OSU - Anderson, Danny; Canham, Mitch; Gipson, Ryan  
 HR USC - Clement, Jeff

**2005 Postseason Statistics**

Player	AVG	G/GS	AB	R	H	RBI	2B	3B	HR	BB	SO	SB-ATT	SLG	OBA
Jenkins, Andy	.459	8/8	37	9	17	13	2	2	2	0	0	0-0	.784	.475
Canham, Mitch	.353	8/8	34	10	12	9	3	0	2	3	6	1-1	.618	.421
Ellsbury, Jacoby	.351	8/8	37	11	13	6	2	1	0	6	7	5-5	.459	.442
Gipson, Ryan	.333	8/8	24	4	8	7	2	0	1	2	4	2-2	.542	.393
Campos, Chris	.333	5/1	6	1	2	0	0	0	0	2	0	0-0	.333	.500
Kunda, Chris	.333	7/0	3	0	1	2	0	0	0	1	0	0-0	.333	.500
Gillespie, Cole	.321	8/8	28	5	9	4	1	0	0	4	3	1-1	.357	.429
Lissman, Mike	.300	6/2	10	0	3	0	0	0	0	2	1	0-1	.300	.462
McFeely, Shea	.290	8/8	31	8	9	8	3	0	1	4	9	1-1	.484	.378
Anderson, Danny	.286	6/3	14	5	4	6	0	0	3	2	4	0-0	.929	.375
Barney, Darwin	.281	8/8	32	6	9	4	1	0	0	6	5	1-2	.313	.410
Graham, Tyler	.206	8/8	34	5	7	4	0	0	0	3	8	2-3	.206	.270
Wagner, Geoff	.000	3/1	3	1	0	0	0	0	0	1	1	0-0	.000	.250
Lechelt, Lonnie	.000	2/0	0	1	0	0	0	0	0	0	0	0-0	.000	.000
Priseman, Casey	.000	1/0	0	0	0	0	0	0	0	0	0	0-0	.000	.000
<b>Totals</b>	<b>.321</b>	<b>8/8</b>	<b>293</b>	<b>66</b>	<b>94</b>	<b>62</b>	<b>14</b>	<b>3</b>	<b>9</b>	<b>36</b>	<b>48</b>	<b>13-16</b>	<b>.481</b>	<b>.406</b>

Pitcher	ERA	W-L	SV	G/GS	CG	SH	IP	H	R	ER	BB	SO	AVG	HR
Joslyn, Kevin	0.00	0-0	0	1/0	0	0	1.0	1	0	0	0	2	.250	0
Nickerson, Jonah	2.11	1-1	0	3/3	1	0	21.1	21	6	5	2	18	.250	0
Gunderson, Kevin	2.61	1-2	1	5/0	0	0	10.1	10	5	3	2	11	.270	1
Buck, Dallas	2.86	1-0	1	4/3	0	0	22.0	18	10	7	13	9	.231	0
Maxwell, Anton	4.09	1-0	0	2/2	0	0	11.0	11	6	5	7	3	.244	1
Kunz, Eddie	4.50	1-0	0	4/0	0	0	4.0	4	2	2	3	6	.250	1
Fogle, Nate	16.88	0-0	0	3/0	0	0	2.2	6	6	5	1	2	.462	0
<b>Totals</b>	<b>3.36</b>	<b>5-3</b>	<b>2</b>	<b>8/8</b>	<b>1</b>	<b>0</b>	<b>72.1</b>	<b>71</b>	<b>35</b>	<b>27</b>	<b>28</b>	<b>51</b>	<b>.256</b>	<b>3</b>

**June 13 • Corvallis, Ore.**

<b>USC</b>	<b>8</b>
<b>Oregon State</b>	<b>10</b>

USC 0 0 3 0 0 4 0 1 0 - 8 6 1  
 Oregon State 2 1 2 0 2 1 2 0 X -10 17 0  
 WP-Kunz, Eddie (2-0)  
 SV-Buck, Dallas (1)  
 LP-Schlack, Ryan (0-2)  
 T-4:00 A-2750  
 HR OSU - Jenkins, Andy  
 HR USC - Clement, Jeff

**College World Series**

**June 18 • Omaha, Neb.**

<b>Oregon State</b>	<b>1</b>
<b>Tulane</b>	<b>3</b>

Oregon State 1 0 0 0 0 0 0 0 0 - 1 6 0  
 Tulane 0 0 0 0 0 0 2 1 X - 3 8 0  
 WP-Dwings, Micah (12-4)  
 SV-Latham, Daniel (13)  
 LP-Nickerson, Jonah (9-2)  
 T-2:43 A-20345  
 HR TUL - Southard, Nathan

**June 20 • Omaha, Neb.**

<b>Baylor</b>	<b>4</b>
<b>Oregon State</b>	<b>3</b>

**10 Innings**  
 Baylor 0 0 0 2 1 0 0 0 0 1 - 4 10 1  
 Oregon State 0 2 0 0 1 0 0 0 0 0 - 3 9 2  
 WP-Mandel, Jeff (4-0)  
 LP-Gunderson, Kevin (6-4)  
 T-3:50 A-13000



Above: Andy Jenkins. Below: Dallas Buck





## 1952 CWS Participants OSU Makes First CWS Trip

Oregon State made its first foray into an NCAA postseason in 1952, and the Beavers also advanced to the College World Series for the first time. Oregon State lost in two games in their inaugural trip to Omaha, but came away with a positive first experience at Omaha Stadium.

The Beavers opened the year by winning the Pacific Coast Conference title and then swept Fresno State in the Western Regional in Corvallis.

“The team of ‘52 was an exceptional collection of raw talent as I look back today,” pitcher Alex Goedhard said years later. “I say raw talent because we had no specialty training. There were no coaches specializing in hitting, fielding, outfield or pitching. There were no physical training regimens for players targeting playing positions outside of daily routine practice. There was no or very little scouting of opposing teams and players.”

- At the Western Regional, on June 7, the Beavers hosted Fresno State in front of a crowd of 4,600, the largest attendance figure to date at what is now Goss Stadium at Coleman Field.

- Oregon State began the season on a high note, winning its first seven games and nine of 10.

- The Beavers had just three losing streaks of two games, with the final one coming in Omaha. Oregon State did not lose consecutive games at home the entire season.

- The 27 victories posted by the Beavers in 1952 set a school single-season record. That record was not surpassed until the 1975 team won 28 games.

- Ralph Coleman was in the midst of his third stint with the team and had another 14 years before ending his illustrious career. Coleman’s two victories in the postseason do not count toward his overall career record, but merely add to 561 victories, then a school record.

- Oregon State’s appearance in Omaha was significant as it was only the sixth-ever College World Series held. The Beavers opened against Duke in just the second-ever meeting between the schools in any sport; the first was in the 1942 Rose Bowl.

- Oregon State used what is now an unusual mode of transportation to arrive in Omaha. The team traveled to Omaha by train on the Union Pacific streamliner City of Portland. The Beavers arrived just after 3 a.m. on a Wednesday.

- Oregon State was the fourth team of what is now known as the Pac-10 to advance to the College World Series. California, USC and Washington St. all advanced to Omaha before the Beavers’ first trip in 1952.

- The games were played at what was then known as Omaha Stadium; it is now known as Rosenblatt Stadium. This marked the third year the CWS was held at Rosenblatt.

- Twenty-seven of the 34 players (79.4 percent) listed on the roster hailed from the state of Oregon.

- Oregon State won its first-ever Pacific Coast Conference Championship in 1952. The Beavers defeated USC in two games; winning game one, 12-10, and taking game two, 5-4, with both contests being played in Corvallis.

- Dwane Helbig became Oregon State’s first All-American in 1952 when the American Baseball Coaches Association named him to the second team. He batted .418 with three home runs and 10 RBI in PCC Northern Division games.

- Bailey Brem and Jay Dean, who were both on the 1952 team, earned All-American honors in 1953 and 1954, respectively. Dean was an All-American in 1955 as well. He was OSU’s first two-time All-American.

### 1952 Roster

No.	Pitchers	Yr.	B-T	Ht.	Wt.	Hometown
14	Bud Berg	Sr.	R-R	6-2	190	Portland, Ore.
	Ralph Coleman Jr.	Jr.	L-L	6-0	155	Corvallis, Ore.
13	Bailey Brem	Jr.	R-R	6-3	185	Portland, Ore.
16	Alex Goedhard	Sr.	R-R	6-2	175	Pasadena, Calif.
2	Don Hopp	Fr.	R-R	6-2	175	Oregon City
	Jim Nierman	So.	R-L	6-0	175	Hillsboro, Ore.
20	Norb Wellman	So.	R-R	6-4	205	Mt. Angel, Ore.
9	Don White	Sr.	R-L	6-1	160	Portland, Ore.
No.	CATCHERS	Yr.	B-T	Ht.	Wt.	Hometown
	Jack Smith	So.	R-R	5-10	180	Ontario, Ore.
11	Jack Stephenson	Fr.	R-R	5-11	172	Tigard, Ore.
19	John Thomas	Sr.	R-R	6-3	215	Newark, N.J.
	Bill Turner	Jr.	R-R	5-9	175	Portland, Ore.
No.	Infielders	Yr.	B-T	Ht.	Wt.	Hometown
	Jack Bowen	Fr.	R-R	5-10	172	Nyssa, Ore.
3	Bobby Buob	Fr.	R-R	5-8	158	Union, N.J.
17	Jay Dean	Fr.	R-L	6-5	210	Nampa, Ida.
	Mel Ediger	So.	R-R	6-0	175	Dallas, Ore.
5	Chuck Fisk	Fr.	R-R	6-0	170	Portland, Ore.
	Connie Holzgang	So.	R-R	5-11	160	Medford, Ore.
10	Cub Houck	Sr.	R-R	6-0	185	Salem, Ore.
4	Danny Johnston	Jr.	R-R	5-11	175	Whittier, Calif.
	Johnny Rearden	Sr.	R-R	5-11	160	Corvallis, Ore.
15	Jim Ruggles	Fr.	L-R	6-0	170	Portland, Ore.
	Doug Wray	Fr.	R-R	5-9	150	The Dalles, Ore.
	Jim Walker	So.	L-L	5-10	155	L-Beach, Calif.
No.	Outfielders	Yr.	B-T	Ht.	Wt.	Hometown
8	Pete Goodbrod	Sr.	L-R	5-10	160	Salem, Ore.
7	Dwane Helbig	So.	R-R	6-0	195	Portland, Ore.
	Jim Jenks	Jr.	R-R	6-0	168	Albany, Ore.
	Ralph Krafve	Sr.	L-R	6-2	185	Portland, Ore.
12	Ed Nelson	Sr.	R-R	5-10	165	Corvallis, Ore.
	Jack Pinion	So.	R-R	5-10	195	Reedsport, Ore.
18	Bud Shirlcliff	Jr.	R-R	6-3	200	M-Creek, Ore.
	Dick Wilson	Fr.	L-L	5-11	165	Nyssa, Ore.
	Jim Withrow	Fr.	R-L	5-10	160	Van Nuys, Calif.
	Bob Thoman	Jr.	R-R	6-4	175	Corvallis, Ore.

Head Coach: Ralph Coleman  
 Assistant Coach: Paul Valenti  
 Manager: Ken Boshears

# COLLEGE WORLD SERIES

8 TOP COLLEGE TEAMS

The ROSE BOWL of COLLEGE BASEBALL

## OMAHA STADIUM

### June 12-13-14-15-16

Get Tickets Now at **RUSSELL SPORTS**, 1816 Farnam Street, Omaha





### 2014 NCAA Postseason • OSU Championship History

The 2014 NCAA Postseason will feature, as always, the nation's top 64 teams. Sixteen four-team regionals will be held May 30-June 2, followed by eight Super Regionals, featuring the top 16 teams remaining who advanced past the regionals. The 2014 College World Series will be played June 14-25 at TD Ameritrade Park Omaha.

The Pac-12 Conference holds the record with 27 World Series titles, followed by the Big 12 Conference at 10 and the Big Ten at six. A Pac-12 team has finished as national champions or runner-up in seven of the last 12 years. At least one Pac-12 player has been named to the All-College World Series team since 1997.

In 2006 and 2007, the then-Pac-10 had 11 players named to the All-CWS Team, and each one was an Oregon State Beaver. In 2006, Jonah Nickerson was named the Most Outstanding Player after the Beavers captured their first national title. In 2007, Jorge Reyes claimed the honor as OSU won its second straight title.

Oregon State is one of just six schools nationally to win back-to-back national titles, and one of three from the Pac-12. USC won five straight titles from 1970-74. Stanford won two straight from 1987-88, followed nearly 20 years later by the Beavers. Texas won consecutive titles from 1949-1950 and LSU became the fourth club to accomplish the feat, doing so in 1996 and 1997. South Carolina is the most recent, winning championships in 2010 and 2011.

#### 2014 NCAA Postseason Schedule

May 30-June 2: NCAA Regionals (campus sites)

June 6-9: NCAA Super Regionals (campus sites)

June 14-25: NCAA College World Series (TD Ameritrade Park Omaha)

*Note: Campus sites for the NCAA Regionals will be announced the day prior to the NCAA selection process. Super Regional sites will be announced the day after the regionals' completion.*



Darwin Barney

### Oregon State In The Postseason

**All-Time Record:** 47-29 (.618)

**NCAA Regional Record:** 26-17 (.605)

**NCAA Super Regional Record:** 8-4 (.667)

**NCAA CWS Record:** 13-8 (.619)

**NCAA Appearances (14):** 1952, 1962, 1963, 1983, 1985, 1986, 2005, 2006, 2007, 2009, 2010, 2011, 2012, 2013

**Super Regional Appearances (5):** 2005, 2006, 2007, 2011, 2013

**College World Series Appearances (5):** 1952, 2005, 2006, 2007, 2013

#### Head Coaches And The Postseason

Coach	Overall	Reg.	Super	CWS
Ralph Coleman	3-6	3-4	0-0	0-2
Jack Riley	2-6	2-6	0-0	0-0
Pat Casey	42-17	21-7	8-4	13-6

#### Postseason Superlatives

**Most Runs:** 19, vs. St. John's (6/5/05)

**Most Runs Allowed:** 17, vs. Stanford (5/24/85)

**Fewest Runs:** 0, vs. Stanford (5/27/83)

**Fewest Runs Allowed:** 0, 6 times

**Win Streak:** 10 games (6/4-6/24/07)

**Most Wins (Pitcher):** 5; Stutes, Nickerson

**Largest Attendance (Reg.):** 11,535 (6/2/12)

**Largest Attendance (Super):** 3,602 (6/9/13)

**Largest Attendance (CWS):** 30,335 (6/21/06)

#### All-Time Versus Opponents

Opponent	Overall	Reg.	Super	CWS
Arizona State	1-0	0-0	0-0	1-0
Arkansas	1-1	1-1	0-0	0-0
Baylor	0-1	0-0	0-0	0-1
Belmont	1-0	1-0	0-0	0-0
Cal-State Fullerton	1-0	0-0	0-0	1-0
Creighton	1-0	1-0	0-0	0-0
Duke	0-1	0-0	0-0	0-1
Florida	0-1	0-1	0-0	0-0
Florida Atlantic	1-1	1-1	0-0	0-0
Fresno State	2-0	2-0	0-0	0-0
Georgia	2-0	1-0	0-0	1-0
Hawaii	1-0	1-0	0-0	0-0
Indiana	1-0	0-0	0-0	1-0
Kansas	1-0	1-0	0-0	0-0
Kansas State	2-1	0-0	2-1	0-0
Louisiana-Monroe	1-0	1-0	0-0	0-0
Louisville	1-0	0-0	0-0	1-0
LSU	0-2	0-2	0-0	0-0
Miami (Fla.)	1-1	0-0	0-0	1-1
Michigan	2-0	0-0	2-0	0-0
Mississippi State	0-2	0-0	0-0	0-2
North Carolina	4-1	0-0	0-0	4-1
Ohio State	1-0	1-0	0-0	0-0
Pepperdine	0-1	0-1	0-0	0-0
Rice	2-0	0-0	0-0	2-0
Richmond	1-0	1-0	0-0	0-0
Rutgers	2-0	2-0	0-0	0-0
Santa Clara	0-2	0-2	0-0	0-0
Stanford	2-3	0-3	2-0	0-0
St. John's	2-0	2-0	0-0	0-0
TCU	0-2	0-2	0-0	0-0
Texas	0-1	0-0	0-0	0-1
Texas A&M	3-0	3-0	0-0	0-0
Tulane	0-1	0-0	0-0	0-1
UALR	1-0	1-0	0-0	0-0
UC-Irvine	1-0	0-0	0-0	1-0
UC Santa Barbara	1-1	1-1	0-0	0-0
USC	3-3	1-2	2-1	0-0
UTSA	1-0	1-0	0-0	0-0
Vanderbilt	0-2	0-0	0-2	0-0
Virginia	2-1	2-1	0-0	0-0
Wright State	1-0	1-0	0-0	0-0



Kavin Keyes





1952

Western Regional • Corvallis, Ore.

Date	Result	Opponent	WP	LP	Att.
6/6/52	W, 2-1	Fresno State	White	Bolger	3,200
6/7/52	W, 8-4	Fresno State	Wellman	Bishop	4,600

College World Series • Omaha, Neb.

Date	Result	Opponent	WP	LP	Att.
6/12/52	L, 7-18	Duke	Lewis	Goedhard	
6/13/52	L, 1-10	Texas	Robertson	Wellman	

1962

Western Regional • Santa Clara, Calif.

Date	Result	Opponent	WP	LP	Att.
	L, 1-8	Santa Clara			
	L, 5-7	Santa Clara			

1963

Western Regional • Corvallis, Ore.

Date	Result	Opponent	WP	LP	Att.
	L, 5-6	USC			
	W, 8-6	USC			
	L, 5-7	USC			

1983

Western Regional • Stanford, Calif.

Date	Result	Opponent	WP	LP	Att.
5/27/83	L, 0-14	Stanford	Myers	Reece	2,350
5/28/83	L, 3-7	UC-Santa Barbara	Fulmer	Anderson	450

1985

Western Regional • Stanford, Calif.

Date	Result	Opponent	WP	LP	Att.
5/24/85	L, 3-17	Stanford	Ballard	Sipple	2,600
5/25/85	L, 1-6	Pepperdine	Dubar	Brundage	300

1986

Midwest Regional • Stillwater, Okla.

Date	Result	Opponent	WP	LP	Att.
5/22/86	L, 3-4	Arkansas	Peters	Brundage	1,400
5/23/86	W, 7-1	Richmond	Sipple	Richardson	1,332
5/24/86	W, 1-0	Arkansas	Hulstrom	Parker	1,307
5/24/86	L, 7-10	Stanford	Wassenaar	Lambert	1,516

All-Regional Team: David Brundage, OF

2005

Corvallis Regional • Corvallis, Ore.

Date	Result	Opponent	WP	LP	Att.
6/3/05	W, 4-3	Ohio State	Gunderson	Meister	2,612
6/4/05	W, 11-1	St. John's	Nickerson	Wladyka	2,609
6/5/05	W, 19-3	St. John's	Maxwell	Smith	2,532

All-Regional Team: Mitch Canham (Most Outstanding Player), C; Jonah Nickerson, RHP; Andy Jenkins, 1B; Shea McFeely, 3B; Tyler Graham, OF; Jacoby Ellsbury, OF; Cole Gillespie, OF

Corvallis Super Regional • Corvallis, Ore.

Date	Result	Opponent	WP	LP	Att.
6/11/05	W, 10-4	USC	Buck	Kennedy	3,059
6/12/05	L, 8-9	USC	Koss	Gunderson	3,068
6/13/05	W, 10-8	USC	Kunz	Schlack	2,752

College World Series • Omaha, Neb.

Date	Result	Opponent	WP	LP	Att.
6/18/05	L, 1-3	Tulane	Owings	Nickerson	20,345
6/20/05	L, 3-4	Baylor	Mandel	Gunderson	13,000

2006

Corvallis Regional • Corvallis, Ore.

Date	Result	Opponent	WP	LP	Att.
6/2/06	W, 5-3	Wright State	Kunz	Smith	2,587
6/3/06	W, 11-3	Kansas	Nickerson	Land	2,957
6/4/06	W, 12-3	Hawaii	Stutes	Daly	2,783

All-Regional Team: Chris Kunda (Most Outstanding Player), 2B; Jonah Nickerson, RHP; Darwin Barney, SS; Cole Gillespie, OF; Tyler Graham, OF

Corvallis Super Regional • Corvallis, Ore.

Date	Result	Opponent	WP	LP	Att.
6/10/06	W, 4-3	Stanford	Buck	Reynolds	3,173
6/11/06	W, 15-0	Stanford	Nickerson	Gallagher	3,194

College World Series • Omaha, Neb.

Date	Result	Opponent	WP	LP	Att.
6/17/06	L, 1-11	Miami	Maine	Buck	25,417
6/19/06	W, 5-3	Georgia	Nickerson	Westphal	17,135
6/20/06	W, 8-1	Miami	Stutes	Gutierrez	26,241
6/21/06	W, 5-0	Rice	Turpen	Crow	30,335
6/22/06	W, 2-0	Rice	Nickerson	Degerman	19,161
6/24/06	L, 3-4	North Carolina	Hovis	Paterson	26,808
6/25/06	W, 11-7	North Carolina	Gunderson	Danford	25,046
6/26/06	W, 3-2	North Carolina	Buck	Bard	18,565

All-CWS Team: Jonah Nickerson (Most Outstanding Player), RHP; Bill Rowe, 1B; Shea McFeely, 3B; Cole Gillespie, OF; Kevin Gunderson, LHP

2007

Charlottesville Regional • Charlottesville, Va.

Date	Result	Opponent	WP	LP	Att.
6/1/07	W, 5-1	Rutgers	Paterson	Healing	2,097
6/2/07	L, 4-7	Virginia	Lambert	Kunz	3,212
6/4/07	W, 5-2	Rutgers	Reyes	Giannini	1,984
6/4/07	W, 5-3	Virginia	Paterson	Schwimer	3,212
6/5/07	W, 7-3	Virginia	Kunz	Lambert	2,389

All-Regional Team: Joe Paterson (Most Outstanding Player), LHP; Jordan Lennerton, 1B; Joey Wong, 2B; Darwin Barney, SS; Lonnie Lechelt, 3B; Chris Hopkins, OF

Corvallis Super Regional • Corvallis, Ore.

Date	Result	Opponent	WP	LP	Att.
6/10/07	W, 1-0	Michigan	Paterson	Putnam	3,284
6/11/07	W, 8-2	Michigan	Stutes	Wilson	3,178

College World Series • Omaha, Neb.

Date	Result	Opponent	WP	LP	Att.
6/16/07	W, 3-2	CS-Fullerton	Reyes	Roemer	26,559
6/18/07	W, 12-6	Arizona State	Stutes	Flores	21,692
6/20/07	W, 7-1	UC-Irvine	Turpen	Bergman	29,921
6/23/07	W, 11-4	North Carolina	Reyes	White	26,887
6/24/07	W, 9-3	North Carolina	Stutes	Putkonen	25,012

All-CWS Team: Jorge Reyes (Most Outstanding Player), RHP; Darwin Barney, SS; Mitch Canham, C; Mike Lissman, DH; Scott Santschi, OF; Joey Wong, 2B

2009

Fort Worth Regional • Fort Worth, Texas

Date	Result	Opponent	WP	LP	Att.
5/29/09	W, 9-8	Texas A&M	Gaviglio	Raley	2,822
5/30/09	L, 1-13	TCU	Winkler	Waldron	3,269
5/31/09	W, 13-5	Texas A&M	Reyes	Ehlert	2,496
5/31/09	L, 4-5	TCU	Marshall	Rhoderick	3,191

All-Regional Team: Koa Kahalehoe, OF; Ryan Ortiz, C; Jorge Reyes, RHP; John Tommasini, 2B



2010

Gainesville Regional • Gainesville, Fla.

Table with 6 columns: Date, Result, Opponent, WP, LP, Att. Rows include Florida Atlantic, Florida, and Florida Atlantic.

All-Regional Team: Adalberto Santos, OF

2011

Corvallis Regional • Corvallis, Ore.

Table with 6 columns: Date, Result, Opponent, WP, LP, Att. Rows include UALR, Creighton, and Georgia.

All-Regional Team: Sam Gaviglio (Most Outstanding Player), RHP; Andrew Susac, C; Parker Berberet, 1B; Carter Bell, 3B; Ryan Barnes, OF; Brian Stamps, OF; Garrett Nash, OF

Nashville Super Regional • Nashville, Tenn.

Table with 6 columns: Date, Result, Opponent, WP, LP, Att. Rows include Vanderbilt.

2012

Baton Rouge Regional • Baton Rouge, La.

Table with 6 columns: Date, Result, Opponent, WP, LP, Att. Rows include Belmont, LSU, La.-Monroe, and LSU.

All-Regional Team: John Tommasini, 2B; Michael Conforto, OF; Ryan Barnes, OF; Joey Matthews, OF; Danny Hayes, DH

2013

Corvallis Regional • Corvallis, Ore.

Table with 6 columns: Date, Result, Opponent, WP, LP, Att. Rows include UTSA, UC Santa Barbara, and Texas A&M.

All-Regional Team: Dylan Davis (Most Outstanding Player), OF; Jake Rodriguez, C; Andy Peterson, 2B; Ryan Barnes, DH; Andrew Moore, RHP; Ben Wetzler, LHP

Corvallis Super Regional • Corvallis, Ore.

Table with 6 columns: Date, Result, Opponent, WP, LP, Att. Rows include Kansas State.

College World Series • Omaha, Neb.

Table with 6 columns: Date, Result, Opponent, WP, LP, Att. Rows include Mississippi St., Louisville, Indiana, and Mississippi St.

All-CWS Team: Michael Conforto, OF

All-Time Oregon State Postseason Honors

All-Regional Team (37)

Table with 4 columns: Year, Player, Pos., Location. Lists players from 1986 to 2005.

Table with 4 columns: Year, Player, Pos., Location. Lists players from 2005 to 2013.

All-College World Series Team (12)

Table with 4 columns: Year, Player, Pos., Location (Omaha). Lists players from 2006 to 2013.

Most Outstanding Players (7)

Table with 4 columns: Year, Player, Pos., Location. Lists players from 2005 to 2013.



## Career Leaders

*Minimum 25 at bats, 10 Innings Pitched*

### Offense

Batting Average	.459, Andy Jenkins (2005)
Games Played	33, Darwin Barney (2005-07)
	33, Mitch Canham (2005-07)
Games Started	33, Darwin Barney (2005-07)
At Bats	135, Darwin Barney (2005-07)
Runs Scored	33, Darwin Barney (2005-07)
Hits	40, Darwin Barney (2005-07)
Runs Batted In	26, Mitch Canham (2005-07)
Doubles	8, Michael Conforto (2012-13)
Triples	2, Andy Jenkins (2005)
	2, John Wallace (2005-06)
	2, Cole Gillespie (2005-06)
Home Runs	4, Jordan Lennerton (2007)
Walks	19, Darwin Barney (2005-07)
Strikeouts	28, Mitch Canham (2005-07)
Stolen Bases	8, Tyler Graham (2005-06)

### Pitching

Earned Run Average	1.21, Joe Paterson (2006-07)
Wins	5, Jonah Nickerson (2005-06)
	5, Mike Stutes (2006-07)
Winning Percentage	1.000, Mike Stutes (2006-07)
Saves	6, Kevin Gunderson (2005-06)
Games Pitched	16, Eddie Kunz (2006-07)
Games Started	8, Jonah Nickerson (2005-06)
	8, Mike Stutes (2006-07)
Innings Pitched	58.0, Jonah Nickerson (2005-06)
Hits Allowed	49, Dallas Buck (2005-06)
Runs Allowed	26, Dallas Buck (2005-06)
Earned Runs Allowed	23, Dallas Buck (2005-06)
	23, Mike Stutes (2006-07)
Walks Allowed	24, Dallas Buck (2005-06)
Strikeouts	52, Jonah Nickerson (2005-06)

## Individual Postseason Leaders

*Minimum 15 at bats, 5 Innings Pitched*

### Offense

Batting Average	.529 (9-17), Koa Kahalehoe (2009)
Games Played	13, seven players (2006)
Games Started	13, seven players (2006)
At Bats	54, Darwin Barney (2006)
Runs Scored	15, Bill Rowe (2006)
Hits	20, Tyler Graham (2006)
Runs Batted In	18, Bill Rowe (2006)
Doubles	6, Michael Conforto (2013)
Triples	2, three times (2005, 2006, 2007)
Home Runs	4, Jordan Lennerton (2007)
Walks	10, Mike Lissman (2007)
Strikeouts	17, Lonnie Lechelt (2007)
Stolen Bases	6, Tyler Graham (2006)

### Pitching

Earned Run Average	0.00, Ben Wetzler (2012)
Wins	4, Jonah Nickerson (2006)
Saves	5, Kevin Gunderson (2006)
Games Pitched	9, Joe Paterson (2007)
Games Started	5, Mike Stutes (2007), Jonah Nickerson (2006)
Innings Pitched	36.2, Jonah Nickerson (2006)
Hits Allowed	31, Dallas Buck (2006)
Runs Allowed	16, Dallas Buck (2006)
Earned Runs Allowed	16, Dallas Buck (2006)
Walks Allowed	17, Mike Stutes (2007)
Strikeouts	34, Jonah Nickerson (2006)

## Team Game Superlatives

### Offense

At Bats	46, vs. Virginia (6/2/07)
Runs Scored	19, vs. St. John's (6/5/05)
Hits	22, vs. St. John's (6/5/05)
Runs Batted In	19, vs. St. John's (6/5/05)
Doubles	5, vs. Kansas (6/3/06)
Triples	2, vs. Miami (6/17/06)
Home Runs	3, vs. USC (6/12/05)
Total Bases	33, vs. St. John's (6/5/05)
Walks	10, vs. Michigan (6/11/07)
Strikeouts	14, vs. LSU (6/3/12)
Stolen Bases	4, two times, last vs. Michigan (6/11/07)

### Pitching

Innings Pitched	13.0, vs. Virginia (6/2/07)
Runs Allowed	17, vs. Stanford (5/24/85)
Earned Runs Allowed	17, vs. Stanford (5/24/85)
Walks Allowed	9, two times, last vs. Miami (6/17/06)
Strikeouts	11, four times, last vs. Creighton (6/4/11)
Hits Allowed	18, vs. Stanford (5/24/85)

### Fielding

Putouts	39, vs. Virginia (6/2/07)
Assists	19, two times, last vs. TCU (5/30/09)
Errors	4, six times, last vs. LSU (6/3/12)
Passed Balls	2, four times, last vs. Virginia (6/2/07)
Double Plays Turned	3, vs. TCU (5/30/09)

## Individual Game Superlatives

### Offense

At Bats	6, 13 times, last by Ryan Ortiz vs. Texas A&M (5/31/09)
Runs Scored	4, Bill Rowe vs. Stanford (6/11/06)
Hits	5, three times, last vs. Koa Kahalehoe vs. Texas A&M (5/31/09)
Runs Batted In	6, Bill Rowe vs. Hawai'i (6/4/06)
Doubles	3, two times, last by Cole Gillespie vs. Kansas (6/3/06)
Triples	1, 15 times
Home Runs	2, three times, last by Chris Kunda vs. Kansas (6/3/06)
Total Bases	11, Andy Jenkins vs. USC (6/13/05)
Walks	2, 39 times
Strikeouts	3, 10 times
Stolen Bases	2, two times, last by A. Santos vs. Texas A&M (5/29/09)

### Pitching

Innings Pitched	9.0, nine times
	last by Matt Boyd vs. Indiana (6/19/13)
Runs Allowed	10, Sam Gaviglio vs. Vanderbilt (6/10/11)
Earned Runs Allowed	10, Sam Gaviglio vs. Vanderbilt (6/10/11)
Walks Allowed	7, two times
	last by Dave Brundage vs. Arkansas (5/22/86)
Strikeouts	11-2x, last by Matt Boyd vs. Indiana (6/19/13)
Hits Allowed	10, two times,
	last by Jorge Reyes vs. Texas A&M (5/31/09)

## Complete Games By Oregon State Pitchers

6/19/13	Matt Boyd vs. Indiana (win)
6/2/13	Ben Wetzler vs. Texas A&M (win)
6/4/11	Sam Gaviglio vs. Creighton (win)
5/31/09	Jorge Reyes vs. Texas A&M (win)
6/4/05	Jonah Nickerson vs. St. John's (win)
5/24/86	Bryce Hulstrom vs. Arkansas (win)
5/22/86	Dave Brundage vs. Arkansas (loss)
5/25/85	Dave Brundage vs. Pepperdine (loss)
5/28/83	Scott Anderson vs. UC Santa Barbara (loss)


\* Statistical records date back to 1983 postseason






**Dwane Helbig**  
1952  
ABCA 2nd

.418, 3 HR, 10 RBI  
North only



**Bailey Brem**  
1953  
ABCA 3rd

4-1, 2.00 ERA  
North only



**Jay Dean**  
1954 (ABCA 1st)  
.456, 26 RBI

1955 (ABCA 1st)  
.465, 1 HR, 28 RBI




**Larry Petersen**  
1960  
ABCA 1st

.419, 19 RBI



**Cecil Ira**  
1962 (ABCA 3rd)  
11-4, 1.23 ERA

1963 (ABCA 3rd)  
10-2, 1.82 ERA



**Jim Wilson**  
1982  
ABCA 3rd, BA 3rd

.336, 21 HR, 62 RBI




**Dave Brundage**  
1986  
ABCA 2nd

.366, 8 HR, 44 RBI  
8-4, 3.19 ERA



**Ken Bowen**  
1987  
BA 2nd

.404, 9 HR, 51 RBI



**Scott Christman**  
1993  
ABCA, BA 2nd,  
CB 1st

14-1, 2.20 ERA



**Mason Smith**  
1994  
BA 3rd, CB 3rd

11-3, 2.39 ERA



**Mark Newell**  
1997  
NCBWA 3rd

8-0, 2.12 ERA




**Andrew Checketts**  
1998  
CB 3rd, NCBWA  
2nd


11-1, 3.77 ERA



Jim Wilson



Mason Smith



Scott Christman

Abbreviations: ABCA (American Baseball Coaches Association), BA (Baseball America), CB (Collegiate Baseball), NCBWA (National Collegiate Baseball Writers), PG (Perfect Game USA), USAT/SW (USA Today/Sports Weekly)




**Scott Nicholson**  
 2001  
 CB 3rd  
 11-2, 3.58 ERA



**Dallas Buck**  
 2005 (ABCA 1st, BA 1st, CB 1st, NCBWA 2nd, USAT/SW 1st)  
 12-1, 2.09 ERA  
 2006 (ABCA 2nd, CB 2nd, NCBWA 2nd)  
 13-3, 3.44 ERA




**Jacoby Ellsbury**  
 2005  
 ABCA 1st, BA 1st, CB 2nd, NCBWA 1st, USAT/SW 2nd  
 .406, 6 HR, 48 RBI



**Jonah Nickerson**  
 2005  
 USAT/SW 2nd  
 9-2, 2.13 ERA  
 2006  
 BA 2nd  
 13-4, 2.24 ERA



**Cole Gillespie**  
 2006  
 ABCA 1st, BA 1st, CB 1st, NCBWA 3rd  
 .374, 13 HR, 57 RBI



**Kevin Gunderson**  
 2006  
 NCBWA 2nd  
 3-2, 2.36 ERA, 20 SV




**Pat Casey**  
 2006 (Coach of the Year: ABCA, BA, CB, NCBWA)  
 2007  
 Coach of the Year  
 CB, ABCA



**Mitch Canham**  
 2007  
 CB 3rd  
 .326, 10 HR, 59 RBI



**Sam Gaviglio**  
 2011  
 BA 2nd, CB 2nd, NCBWA 3rd  
 12-3, 2.54 ERA



**Michael Conforto**  
 2012 (BA 2nd, NCBWA 2nd, ABCA 2nd)  
 .349, 13 HR, 76 RBI  
 2013 (PG 1st, ABCA 1st)  
 .328, 11 HR, 47 RBI



**Matt Boyd**  
 2013  
 BA 3rd, CB 3rd, PG 3rd  
 11-4, 2.04 ERA, 1 SV




**Andrew Moore**  
 2013  
 BA 1st, ABCA 1st, CB 2nd  
 14-2, 1.79 ERA, 1 SV



Jonah Nickerson



Mitch Canham



Matt Boyd





**All-Region Honors**

*As selected by the American Baseball Coaches Association*

**All-District VIII**

1949	Frank Roelandt, C	*.508, 20 RBI
1950	Gene Tanselli, SS	*.380, 7 RBI
1951	John Thomas, C	*.280, 10 RBI
1952	Bailey Brem, P	*3-2, 2.41 ERA
	Dwane Helbig, OF	*.418, 3 HR, 10 RBI
1953	Bailey Brem, P	*4-1, 2.00 ERA
	John Thomas, C	*.316, 1 HR, 9 RBI
	Bud Shirtcliff, OF	*.292, 2 HR, 10 RBI
1954	Jay Dean, 1B	.456, 26 RBI, 0 HR
1955	Jay Dean, 1B	.465, 28 RBIs, 1 HR
1957	Twink Pedersen, 3B	.400, 21 RBI
1959	Jerry Droscher, OF	.321, 19 RBI
1960	Larry Petersen, OF	.419, 19 RBI
1962	Cecil Ira, P	11-4, 1.23 ERA
1963	Cecil Ira, P	10-2, 1.83 ERA
	Al Lehrer, OF	.374, 19 RBI

**All-Region IX**

1976	Pete Rowe, C	.338, 4 HR, 30 RBI
1977	Jeff Doyle, 1B (2nd)	.350, 5 HR, 30 RBI
1978	Bob McNair, 1B (2nd)	.316, 10 HR 46 RBI

1982	Jim Wilson, 1B	.336, 21 HR, 62 RBI
	Mike Gorman, P (2nd)	9-2, 2.93 ERA
	Mickey Riley, 2B (2nd)	.374, 23 RBI
1984	Scott Anderson, P (2nd)	8-6, 1.66 ERA
1985	Dave Brundage, 1B	.370, 4 HR, 40 RBI; 7-3, 4.63 ERA
	Ken Bowen, SS (2nd)	.332, 4 HR, 44 RBI
	John Sipple, P (2nd)	10-2, 4.53 ERA
1986	Dave Brundage, OF	.366, 8 HR 44 RBI; 8-4, 3.19 ERA
	Ken Bowen, SS (2nd)	.293, 6 HR, 28 RBI
	Bryce Hulstrom, P (2nd)	7-2, 2.51 ERA
1987	Ken Bowen, SS	.404, 9 HR, 51 RBI
	Jeff Otis, P (2nd)	9-4, 2.88 ERA
1988	Ben Johnson, SS (2nd)	.276, 1 HR 26 RBI
	Lance Rice, C (2nd)	.323, 5 HR, 47 RBI
	John Sipple, P (2nd)	6-3, 1.82 ERA
1989	Jeff Brauning, 2B (2nd)	.340, 1 HR 38 RBI
1990	R.A. Nietzel, UTIL	.355, 3 HR, 20 RBI
1993	Scott Christman, P	14-1, 2.20 ERA
	Kevin Hooker, 2B	.351, 0 HR, 31 RBI
	A.J. Marquardt, OF	.376, 6 HR, 40 RBI

**All-West Region**

*Includes Oregon, Washington, California, Arizona*

1998	Andrew Checketts, P (2nd)	11-1 3.77 ERA
2001	Chris Biles, OF	.395, 9 HR, 48 RBI
	Scott Nicholson, P	11-2, 3.58 ERA
2005	Dallas Buck, P	12-1, 2.09 ERA, 1 Sv
	Jacoby Ellsbury, OF	.406, 6 HR, 48 RBI
	Pat Casey	Coach of the Year
2006	Dallas Buck, P	13-3, 3.44 ERA
	Cole Gillespie, OF	.374, 13 HR, 57 RBI
	Kevin Gunderson, P	3-2, 2.36 ERA 20 Sv
	Pat Casey	Coach of the Year
2007	Mitch Canham, C	.326, 10 HR, 57 RBI
2011	Sam Gaviglio, P	12-3, 2.54 ERA
2012	Michael Conforto, OF	.349, 13 HR, 76 RBI
	Tyler Smith (2nd)	.343, 1 HR, 39 RBI
2013	Michael Conforto, OF	.328, 11 HR, 47 RBI
	Andrew Moore, P	14-2, 1.79 ERA

\*-denotes that only Northern Division statistics are available for that season

**Freshman All-Americans**

Year	Name	Pos.	Org.	Team
1993	A.J. Marquadt	OF	Baseball America	Second
1996	Chris Pine	RHP	Baseball America	Second
1996	Chris Pine	RHP	Collegiate Baseball	HM
2000	Brian Barden	3B	Collegiate Baseball	First
2002	Aaron Mathews	OF	Collegiate Baseball	HM
2003	Jacoby Ellsbury	OF	Baseball America	Second
	Jacoby Ellsbury	OF	Collegiate Baseball	First
2004	Kevin Gunderson	LHP	Collegiate Baseball	First
2005	Darwin Barney	SS	Baseball America	Second
2005	Darwin Barney	SS	Collegiate Baseball	First
2007	Jorge Reyes	RHP	Baseball America	Second
2008	Kevin Rhoderick	RHP	Baseball America	Second
	Kevin Rhoderick	RHP	NCBWA	First
2008	Kevin Rhoderick	RHP	Collegiate Baseball	First
2009	Sam Gaviglio	RHP	Baseball America	Second

Year	Name	Pos.	Org.	Team
2009	Sam Gaviglio	RHP	NCBWA	First
	Sam Gaviglio	RHP	Collegiate Baseball	First
2010	Matt Boyd	UT	NCBWA	First
	Matt Boyd	UT	Collegiate Baseball	First
2011	Kavin Keyes	DH	Collegiate Baseball	First
2012	Michael Conforto	OF	Collegiate Baseball *	First
	Michael Conforto	OF	NCBWA *	First
	Michael Conforto	OF	Baseball America	First
	Michael Conforto	OF	Perfect Game	First
	Jace Fry	LHP	Collegiate Baseball	First
	Jace Fry	LHP	Baseball America	Second
	Jace Fry	LHP	Perfect Game	Second
2013	Andrew Moore	RHP	Collegiate Baseball	First
	Andrew Moore	RHP	NCBWA	First
	Andrew Moore	RHP	Baseball America	First
	Andrew Moore	RHP	Perfect Game	First

\* Denotes Freshman Hitter of the Year

**Oregon State And International Baseball**

*Oregon State players who have played baseball Internationally*

**Brian Barden (2008 USA Baseball Olympic Team)**

.265, 9 GP, 8 GS, 3 2B, 1 HR, 5 RBI, 4 BB, 1 SB

**Brian Barden (2010 USA Baseball Pan Am Qualifying Team)**

.320, 7 GP, 7 GS, 2 2B, 1 HR, 6 RBI, 2 BB, 0 SB

**Darwin Barney (2006 USA Baseball CNT)**

.276, 30 GP, 28 GS, 7 2B, 1 HR, 8 RBI, 17 BB, 6 SB

**Carter Bell (2010 Team Canada Collegiate National Team)**

.300, 6 GP, 0 2B, 1 3B, 1 HR, 5 RBI, 2 BB, 1 SB

**Matt Boyd (2011 USA Baseball CNT)**

1-0, 1.42 ERA, 5 APP, 0 GS, 6.1 IP, 4 R, 1 ER, 8 SO

**Dan Child (2012 USA Baseball CNT)**

0-0, 2.45 ERA, 2 SV, 7 APP, 0 GS, 11.0 IP, 4 R, 3 ER, 9 SO

**Michael Conforto (2012 USA Baseball CNT)**

.208, 16 GP, 16 GS, 2 2B, 2 HR, 12 RBI, 7 BB, 0 SB

**Michael Conforto (2013 USA Baseball CNT)**

.302, 18 GP, 18 GS, 5 2B, 3 HR, 10 RBI, 7 BB, 1 SB

**Kevin Gunderson (2005 USA Baseball CNT)**

1-0, 0.45 ERA, 11 APP, 1 GS, 20.0 IP, 2 R, 1 ER, 17 SO

**Jordan Lennerton (2012 Team Canada World Cup Qualifying Team)**

1.000, 1 GP, 0 GS, 0 2B, 1 HR, 2 RBI, 0 BB, 0 SB

**Jonah Nickerson (2005 USA Baseball CNT)**

1-1, 2.00 ERA, 6 APP, 1 GS, 18.0 IP, 6 R, 4 ER, 23 SO

**Kevin Rhoderick (2008 USA Baseball CNT)**

0-0, 0.00 ERA, 1 APP, 0 GS, 1.0 IP, 0 R, 0 ER, 0 SO





(MVP)-denotes league Most Valuable Player or Player of the Year;  
 (FOY)-denotes league Freshman of the Year; (DPOY)-denotes Defensive Player of the Year

**All-Northern Division**

1948	Chuck Sauvain, P
1949	Frank Roelandt, C
1950	Gene Tanselli, SS Don White, P
1951	Pete Goodbrod, OF Gene Tanselli, SS Don White, P
1952	Bailey Brem, P Dwane Helbig, OF Chuck Fisk, SS (2nd) Pete Goodbrod, OF (2nd) Danny Johnston, 2B (2nd)
1953	Bailey Brem, P Jay Dean, 1B Bud Shirtcliff, OF Norb Wellman, P
1954	Jay Dean, 1B Chuck Fisk, 2B Jack Pinion, OF
1955	Jay Dean, 1B Jerry Exley, OF Jerry Bettendorf, IF (2nd) Bobby Buob, IF (2nd) Bill Epperle, P (2nd) Chuck Fisk, IF (2nd) John Fredericks, OF (2nd) Al Guidotti, P (2nd) Phil Jantze, OF (2nd) Dan Lovejoy, C (2nd)
1956	Jerry Exley, OF
1957	Tom Hunt, OF Twink Pedersen, 3B Syl Johnson, P (2nd) Dan Luby, 2B (2nd)
1958	Gene Bates, 1B Tom Bowen, 3B Gary Moore, P Bob Berreman, OF (HM) Ray Lunde, P (HM)
1959	Kim Bradshaw, OF Jerry Droscher, OF Bill Wagner, 3B Grimm Mason, OF (2nd) Gary Moore, P (2nd)
1960	Larry Petersen, OF Bill Wagner, 3B
1961	Grimm Mason, OF Bill Wagner, 3B
1962	Cecil Ira, P Al Lehrer, 3B
1963	Cecil Ira, P Al Lehrer, 3B Dave Long, 2B Frank Peters, OF Doug Stahl, SS
1964	Steve Clark, P
1965	Morrell Cray, C Ron Lucas, SS
1966	Jack Humphrey, P


**All-Pacific-8**

1967	Jack Humphrey, P (2nd)
1987	Tom Jones, 1B (2nd) Bob Kaiser, OF (2nd)

1968	Ken Forsch, P (2nd) Tom Jones, 1B (2nd)
1969	Lute Barnes, SS (2nd)
1970	Bob Beall, 1B Dave Wiggins, UTIL (2nd)
1971	Dan Cunningham, UTIL (2)

**All-Northern Division**

1972	Dan Cunningham, UTIL
1974	Rob Drahn, DH Greg Jurgenson, P Pete Rowe, OF
1975	Ramon Gonzalez, OF Gail Meier, P Pete Rowe, C Tom Simas, UTIL
1976	Jeff Doyle, UTIL Ken Noble, P Pete Rowe, C
1977	Rich Dodge, OF Jeff Doyle, 2B Pete Rowe, C
1978	Rich Harper, C Bob McNair, 1B Jerry Miller, OF Jerry Yung, UTIL
1979	Dave Backen, UTIL
1980	Al Hunsinger, 3B Bob McNair, 1B
1981	Dave Backen, UTIL Al Hunsinger, 1B (MVP) Todd Thomas, OF
1982	Mike Gorman, P Jim Grove, OF Mickey Riley, 2B Jim Wilson, 1B (MVP)
1983	Jeff Reece, P (MVP) Steve Smith, OF Dain Syverson, 3B Todd Thomas, UTIL
1984	Scott Anderson, P Dain Syverson, 3B
1985	Ken Bowen, SS Dave Brundage, 1B Mel Malinak, 2B John Sipple, P Quinn Williams, 3B
1986	Ken Bowen, SS Dave Brundage, P, OF (MVP)




Jeff Reece

Bryce Hulstrom, P	
Quinn Williams, 3B	
1987	Ken Bowen, SS (MVP) Randy Duke, UTIL Jeff Otis, P Rod Scheckla, P
1988	Ben Johnson, SS Lance Rice, C John Sipple, P
1989	Jeff Brauning, 2B Ben Johnson, SS Jeff Otis, P
1990	Jeff Post, P Aaron Anderson, 1B (2nd) Ben Johnson, SS (2nd) R.A. Neitzel, 3B (2nd) Paul Sanders, C (2nd) Dave Schoppe, UTIL (2nd)
1991	Kevin Hooker, 2B Jeff Post, P (2nd) Paul Sanders, C (2nd) Dave Schoppe, UTIL (2nd)
1992	Jamie Burke, 3B (2nd) Scott Christman, P (2nd)
1993	Jamie Burke, 3B Scott Christman, P (MVP) Kevin Hooker, 2B Randy Hunter, C A.J. Marquardt, OF
1994	Mason Smith, P (MVP) A.J. Marquardt, OF Mike Thurman, P
1995	Kevin Hooker, UTIL Pat Meiwes, 3B Kevin Hooker, 2B (2nd) David Schmidt, C (2nd)
1996	Brandon Hageman, SS Ryan Lipe, 3B Eric Lovinger, P Ryan McDonald, 2B Chris Pine, P David Schmidt, C Chris Wakeland, OF
1997	Ben Bertrand, C Mike Boire, P Andrew Checketts, P Mike Leone, DH Ryan Lipe, 3B Ryan McDonald, 2B Mark Newell, P Jason Stranberg, OF
1998	A. Checketts, P (MVP) Ben Bertrand, C Rob Colley, OF Joe Gerber, DH

**All-Pacific-10**

1999	Joe Gerber, 1B Corrie Willkie, 2B (HM) B.R. Cook, P (HM)
2000	Joe Gerber, 1B Drew Hedges, OF Brian Barden, 3B (HM) Andy Jarvis, DH (HM) Thad Johnson, P (HM) Scott Nicholson, P (HM)
2001	Brian Barden, 3B Chris Biles, OF Bryan Ingram, C Scott Nicholson, P



Ryan Lipe

Josh Carter, OF (HM) Curtis Davis, DH (HM) Thad Johnson, P (HM)	
2002	Brian Barden, 3B Will Hudson, SS (HM) Andy Jarvis, 1B (HM) Ty Kline, P (HM) Aaron Mathews, OF (HM) Seth Pietsch, OF (HM) Jared Sanders, P (HM)
2003	Jake Postlewait, P Chris Biles, OF/DH (HM) Tony Calderon, IF (HM) Jacoby Ellsbury, OF (HM) Andy Jarvis, 1B (HM) Aaron Mathews, OF (HM) Seth Pietsch, OF (HM)
2004	Jacoby Ellsbury, OF Aaron Mathews, OF Jake Postlewait, P Kevin Gunderson, P (HM) Paul Richie, C (HM)
2005	Jacoby Ellsbury, OF (co-MVP) Darwin Barney, SS (FOY) Dallas Buck, P Kevin Gunderson, P Andy Jenkins, 1B Jonah Nickerson, P Nate Fogle, P (HM) Ryan Gipson, 2B (HM) Tyler Graham, OF (HM) Anton Maxwell, P (HM) Shea McFeely, 3B (HM)
2006	Cole Gillespie, OF (MVP) Darwin Barney, SS Dallas Buck, P Jonah Nickerson, P Kevin Gunderson, P Mitch Canham, C (HM) Shea McFeely, 3B (HM) Chris Kunda, 2B (DPOY)
2007	Mitch Canham, C Darwin Barney, SS (HM) Eddie Kunz, P (HM) Jordan Lennerton, 1B (HM)
2008	Ryan Ortiz, C Kevin Rhoderick, P (HM)

**2006 & 2007 NATIONAL CHAMPIONS**

5 College World Series Appearances: 1952, 2005, 2006, 2007, 2013 | 5 NCAA Super Regional Appearances: 2005, 2006, 2007, 2011, 2013

14 NCAA Regional Appearances: 1952, 1962, 1963, 1983, 1985, 1986, 2005, 2006, 2007, 2009, 2010, 2011, 2012, 2013



**All-Conference Cont'd**

2008	Daniel Robertson, OF (HM)
	John Wallace, OF (HM)
2009	Ryan Ortiz, C
	Sam Gaviglio, P (HM)
	Jared Norris, 1B (HM)
	Kevin Rhoderick, P (HM)
	Adalberto Santos, UT (HM)
	Tyler Waldron, P (HM)
2010	Stefen Romero, 3B
	Adalberto Santos, OF
	Matt Boyd, P (HM)
	Rob Folsom, OF (HM)
	Greg Peavey, P (HM)
	Kevin Rhoderick, P (HM)
2011	Tony Bryant, P
	Sam Gaviglio, P
	Kavin Keyes, P
	Carter Bell, 3B (HM)
	Matt Boyd, P (HM)
	Ryan Dunn, SS (HM)
	Josh Osich, P (HM)
	Tyler Smith, 2B (HM)
	Andrew Susac, C (HM)
2012	Michael Conforto, OF
	(Freshman of the Year)
	Tyler Smith, SS
	Jace Fry, LHP (HM)
	Dan Child, RHP (HM)
	Ryan Dunn, 3B (HM)
	Jake Rodriguez, C (HM)
2013	Michael Conforto, OF
	(Player of the Year)
	Andrew Moore, RHP
	(Pitcher of the Year)
	Tyler Smith, SS
	Dylan Davis, OF
	Jake Rodriguez, C
	Matt Boyd, LHP
	Ben Wetzler, LHP
	Andy Peterson, 2B (HM)
	Scott Schultz, RHP (HM)

**Coach of the Year**

**Northern Division**

1982	Jack Riley
1983	Jack Riley
1986	Jack Riley
1993	Jack Riley
1994	Jack Riley
1997	Pat Casey

**Pacific-10**

2005	Pat Casey
2006	Pat Casey
2011	Pat Casey

**Pac-12**

2013	Pat Casey
------	-----------

**Pac-12 Players Of The Week**

Year	Date	Name	Position
2013	March 5	Michael Conforto	OF
	March 12	Tyler Smith	SS
	March 19	Michael Conforto	OF
2012	May 21	Danny Hayes	DH

**Pac-10 Players Of The Week**

Year	Date	Name	Position
2011	March 8	Andrew Susac	C
	April 11	Ryan Dunn	SS
	April 18	Kavin Keyes	DH
2010	May 31	Adalberto Santos	OF
2009	April 6	Ryan Ortiz	C
2008	March 25	Ryan Ortiz	C
	April 22	Lonnie Lechelt	3B
2006	May 23	Mitch Canham	C
	May 29	Cole Gillespie	OF
2005	April 12	Jacoby Ellsbury	OF
	April 26	Andy Jenkins	1B
2003	April 14	Aaron Mathews	OF
2002	May 6	Andy Jarvis	1B
2001	March 13	Andy Jarvis	1B
	March 27	Bryan Ingram	C
	April 23	Brian Barden	3B

**Pac-10 Players Of The Week (North)**

Year	Date	Name	Position
1998	February 17	Corrie Wilkie	2B
	March 3	Ryan Lipe	3B
	March 31	Rob Colley	OF
	April 6	Ben Bertrand	C
	April 20	Joe Gerber	1B
	May 11	Troy Schader	SS
1997	March 18	Matt Bailie	1B
	April 15	Ryan Lipe	3B
1996	March 5	David Schmidt	C
	March 19	Mark Leone	IF
	April 15	Chris Wakeland	OF
1995	March 7	Kevin Hooker	2B
1994	March 15	Brent Watts	3B
	April 5	Todd Black	OF
	May 16	A.J. Marquadt	OF
	May 23	A.J. Marquadt	OF
1993	March 9	Jim Champion	1B
1992	March 3	Randy Hunter	C
1991	March 26	Aaron Anderson	1B
1990	May 7	R.A. Neitzel	3B
1989	May 1	Scott Sanders	OF
	May 8	Brent Hahn	C
	May 15	Ben Johnson	SS
1988	May 9	Troy Haugen	3B
1987	March 23	Ken Bowen	SS
	April 6	Lance Rice	C
	May 3	Ken Bowen	SS
1986	April 14	Quinn Williams	SS
	April 21	Tim Lambert	3B
1985	March 3	Ken Bowen	SS
	April 1	Quinn Williams	SS
	April 8	Dave Brundage	1B
	May 6	Dave Brundage	1B
1984	March 26	Gary Hamilton	OF
	April 16	Scott Anderson	RHP
1983	May 2	Todd Thomas	SS
	May 16	Jeff Reece	RHP
	May 23	Jeff Reece	RHP

1982	April 19	Jim Wilson	1B
	April 26	Mike Gorman	RHP
	May 10	Jim Wilson	1B
1981	April 13	Todd Thomas	OF



Ryan Ortiz



Ryan Dunn



Adalberto Santos





**Pac-12 Pitchers Of The Week**

Year	Date	Name	Position
2013	Feb. 25	Matt Boyd	LHP
	March 19	Matt Boyd	LHP
	May 20	Andrew Moore	RHP
2012	April 23	Jace Fry	LHP

**Pac-10 Pitchers Of The Week**

Year	Date	Name	Position	
2011	March 1	Sam Gaviglio	RHP	
	March 21	Sam Gaviglio	RHP	
	May 2	Josh Osich	LHP	
2010	March 1	Greg Peavey	RHP	
	March 22	Tanner Robles	LHP	
	April 12	Greg Peavey	RHP	
2006	May 31	Sam Gaviglio	RHP	
	2006	May 23	Dallas Buck	RHP
	2005	February 22	Anton Maxwell	LHP
2005	May 17	Dallas Buck	RHP	
	May 24	Dallas Buck	RHP	
	2004	March 23	Andy Baldwin	RHP
2004	April 27	Kevin Gunderson	LHP	
	2002	April 29	Ben Rowe	RHP
2001	April 2	Scott Nicholson	LHP	
	May 21	Scott Nicholson	LHP	
2000	May 28	Scott Nicholson	LHP	
	1999	February 23	B.R. Cook	RHP
1999	April 26	B.R. Cook	RHP	

**Pac-10 Pitchers Of The Week (North)**

Year	Date	Name	Position	
1998	February 17	Andrew Checketts	RHP	
	February 24	Chris Pine	RHP	
	March 3	Andrew Checketts	RHP	
	March 10	Brody Percell	LHP	
	March 24	Andrew Checketts	RHP	
	March 31	Andrew Checketts	RHP	
	April 13	Chris Pine	RHP	
	April 20	Brody Percell	LHP	
	May 4	Andrew Checketts	RHP	
	1997	March 18	Mark Newell	RHP
April 1		Mark Newell	RHP	
May 6		Andrew Checketts	RHP	
May 13		James Bronson	RHP	
1996		March 5	Eric Lovinger	RHP
1996	March 19	Chris Pine	RHP	
	April 8	Andrew Checketts	RHP	
	April 22	Andrew Checketts	RHP	
	April 29	Chris Pine	RHP	
	May 6	Chris Pine	RHP	
	May 13	Eric Lovinger	RHP	
	1995	March 14	Kevin Hooker	RHP
	1994	March 22	Mason Smith	RHP
		April 5	Mike Thurman	RHP
		April 11	Eric Lovinger	RHP
May 16		Mason Smith	RHP	
1993		March 23	Mike Thurman	RHP
1993	April 12	Scott Christman	LHP	
	April 19	Scott Christman	LHP	
	May 17	Scott Christman	LHP	
	May 24	Scott Christman	LHP	
	1992	March 17	Scott Christman	LHP
March 30		Jeff Post	RHP	
April 27		Scott Christman	LHP	
1991	March 26	Jeff Smith	RHP	
	April 16	Jeff Post	RHP	


	May 14	Jeff Smith	RHP
1990	May 7	Jeff Post	RHP
1988	May 2	John Sipple	LHP
	May 9	John Sipple	LHP
1987	March 23	Chris Payne	RHP
	April 27	Rod Scheckla	RHP
	May 10	Jeff Otis	RHP
	1986	March 31	Bryce Hulstrom
1986	April 14	Bryce Hulstrom	LHP
	April 28	Dave Brundage	LHP
	May 5	Dave Brundage	LHP



Kevin Gunderson



Greg Peavey



Josh Osich

**Pac-10/12 Superlatives**

**Players Of The Week**

**OSU Total:** 63  
**North Division:** 43

**Selections By School**

Arizona State	104
Stanford	69
Washington State	65
<b>Oregon State</b>	<b>63</b>
Arizona	61
Washington	58
UCLA	55
USC	55
California	45
Oregon	11
Utah	1

**Multi OSU Selections**

Ken Bowen	3
Michael Conforto	2
Ryan Ortiz	2
Andy Jarvis	2
Ryan Lipe	2
Todd Thomas	2
Jeff Reece	2
A.J. Marquadt	2
Quinn Williams	2
Dave Brundage	2
Jim Wilson	2

**Pitchers Of The Week**

**OSU Total:** 69  
**North Division:** 46

**Selections By School**

Stanford	80
<b>Oregon State</b>	<b>69</b>
UCLA	65
USC	63
Arizona State	63
Arizona	51
Washington	41
Washington State	33
California	30
Oregon	7






**Multi OSU Selections**

Andrew Checketts	8
Scott Christman	6
Chris Pine	5
Sam Gaviglio	3
Dallas Buck	3
Scott Nicholson	3
Eric Lovinger	3
Jeff Post	3
Matt Boyd	2
Greg Peavey	2
Mike Thurman	2
Brody Percell	2
Mark Newell	2
Mason Smith	2
Jeff Smith	2
John Sipple	2
Bryce Hulstrom	2
Dave Brundage	2





Academic All-Americans

 <b>Ken Bowen</b> 1986 & 1987  Marketing  3.60 GPA	 <b>Bryan Ganter</b> 1986 & 1987  Pre-Medicine  3.65 GPA	 <b>Mason Smith</b> 1994  Business  3.83 GPA	 <b>Ben Bertrand</b> 1998  Science  3.46 GPA	 <b>Mitch Canham</b> 2007  Business Administration  3.53 GPA
---	---	---	--	---

Pac-10/12 Conference All-Academic

(MVP)-denotes player was on first team; (2nd) - denotes player was named to second team; (HM) - denotes honorable mention.

Year	Player	Year	Team
1991	David Anderson	Jr.	1st
	Mason Smith	Fr.	1st
	Paul Sanders	Sr.	2nd
	Kevin Hooker	Fr.	HM
	Jon Yonemitsu	So.	HM
1992	David Anderson	Sr.	1st
	Mason Smith	So.	1st
1993	Mason Smith	Jr.	1st
1994	Mason Smith	Sr.	1st
1996	Ryan Lipe	So.	1st
	Mitch Gregg	So.	HM
1997	Ben Bertrand	Jr.	1st
	Ryan Lipe	Jr.	1st
1998	Ben Bertrand	Sr.	1st
	Ryan Lipe	Sr.	1st
	B.R. Cook	So.	HM
	Curtis Davis	RFr.	HM
1999	B.R. Cook	Jr.	1st
	Jeff Sakamoto	Sr.	1st
	Paul Hansen	So.	HM
2000	Paul Hansen	Jr.	HM
2000	Tim Dryden	Sr.	HM
2001	Stephen Copeland	So.	1st

Year	Player	Year	Team
2001	Thad Johnson	Sr.	1st
	Zach Gordon	Sr.	2nd
	Mark McLemore	So.	HM
	Pat Stevens	Jr.	HM
2002	Stephen Copeland	Jr.	1st
	Tom Creighton	Sr.	HM
	Mark McLemore	Jr.	HM
	Ben Rowe	So.	HM
2003	Stephen Copeland	Sr.	1st
	Kane TenPas	Jr.	1st
	Ben Rowe	Jr.	HM
	Mike Ekstrom	So.	HM
2004	Jacoby Ellsbury	So.	HM
	Billy Munich	So.	HM
	Ben Rowe	Sr.	HM
2005	Mitch Canham	RFr.	2nd
	Jacoby Ellsbury	Jr.	HM
	Jake McCormick	So.	HM
	Billy Munich	Jr.	HM
	Kurt Steele	Jr.	HM
2006	Mitch Canham	So.	1st
	Jake McCormick	Jr.	HM
2007	Mitch Canham	Jr.	1st
	Joey Lakowske	Sr.	1st
	Joe Paterson	Jr.	2nd
	Jake McCormick	Sr.	HM
	Scott Santschi	Sr.	HM

Year	Player	Year	Team
2007	John Wallace	So.	HM
2008	Braden Wells	Sr.	2nd
	Jason Ogata	Jr.	HM
	Ryan Ortiz	So.	HM
	John Wallace	Jr.	HM
2009	John Wallace	Sr.	2nd
	Rob Folsom	Jr.	HM
	Ryan Ortiz	Jr.	HM
	Kraig Sitton	So.	HM
2010	Rob Folsom	Sr.	2nd
	Kraig Sitton	Jr.	HM
2011	Ryan Barnes	So.	HM
	Parker Berberet	Sr.	HM
	Garrett Nash	So.	HM
2012	Zack Reser	RFr.	2nd
	Ryan Barnes	Jr.	HM
	Jake Rodriguez	So.	HM
	Taylor Starr	Sr.	HM
	John Tommasini	Sr.	HM
	Ben Wetzler	So.	HM
2013	Ryan Barnes	Sr.	HM
	Cole Brocker	Sr.	HM
	Dan Child	Jr.	HM
	Jake Rodriguez	Jr.	HM
	Ben Wetzler	Jr.	HM



Ben Bertrand



John Wallace



2013 Regular Season

Hitters

Player	Org.	Team	Avg.	G	AB	R	H	2B	3B	HR	RBI	TB	BB	SO	SB	CS	OBP	SLG
Barney, Brian	LAD	Albuquerque (AAA)	.277	123	415	49	115	22	3	5	56	158	41	66	1	1	.350	.381
Barney, Darwin	CHC	Chicago Cubs (MLB)	.208	141	501	49	104	25	1	7	41	152	35	64	4	2	.266	.303
Bell, Carter	AZ	South Bend (A)	.233	60	206	21	48	12	2	3	17	73	15	32	0	1	.291	.354
Berberet, Parker	MIL	Wisconsin (A)	.257	95	339	35	87	17	2	7	35	129	31	58	0	2	.327	.381
Canham, Mitch	KC	Omaha (AAA)	.333	6	15	0	5	1	0	0	3	6	4	5	0	0	.450	.400
	KC	NW Arkansas (AA)	.261	91	291	41	76	21	4	2	26	111	46	54	12	7	.360	.381
Dunn, Ryan	TB	Bowling Green (A)	.209	83	277	40	58	11	1	4	25	83	37	63	6	0	.308	.300
Ellsbury, Jacoby	BOS	Boston (MLB)	.298	134	577	92	172	31	8	9	53	246	47	92	52	4	.355	.426
Gillespie, Cole	CHC	Chicago Cubs (MLB)	.240	25	50	6	12	2	0	0	4	14	6	13	0	0	.328	.280
	SF	San Francisco (MLB)	.000	3	9	0	0	0	0	0	0	0	1	0	0	0	.100	.000
	SF	Fresno (AAA)	.277	74	235	35	65	11	2	9	31	107	32	52	7	0	.361	.455
Gorton, Ryan	OAK	Vermont (A)	.212	35	104	7	22	2	0	1	4	27	19	20	1	1	.339	.260
Hayes, Danny	CWS	Great Falls (R)	.267	58	232	39	62	19	2	5	51	100	34	51	0	1	.354	.431
Lennerton, Jordan	DET	Toledo (AAA)	.278	139	514	68	143	25	1	17	57	221	84	133	0	3	.382	.430
Ortiz, Ryan	OAK	Sacramento (AAA)	.270	36	115	18	31	7	1	3	9	49	11	24	0	0	.336	.426
	OAK	Stockton (A)	.202	26	89	12	18	4	1	3	7	33	13	31	0	1	.330	.371
Robertson, Daniel	SD	Tucson (AAA)	.285	136	484	91	138	24	9	2	53	186	60	63	23	6	.371	.384
Rodriguez, Jake	HOU	Tri-City (A)	.209	32	86	6	18	4	0	1	10	25	10	31	0	1	.320	.291
Romero, Stefen	SEA	Tacoma (AAA)	.277	93	375	104	23	4	11	11	74	168	28	87	8	4	.331	.448
	SEA	High Desert (A)	.278	5	18	1	5	1	0	0	2	6	2	1	0	0	.381	.333
Santos, Adalberto	PIT	Altoona (AA)	.281	118	409	62	115	23	1	6	47	158	59	70	21	8	.375	.386
Smith, Tyler	SEA	Pulaski (R)	.320	52	200	33	64	16	3	2	34	92	18	32	12	5	.394	.460
Susac, Andrew	SF	Richmond (AA)	.256	84	262	32	67	17	0	12	46	120	42	68	1	0	.362	.458
Wong, Joey	COL	Tulsa (AA)	.240	92	279	26	67	17	1	2	19	92	18	55	2	4	.304	.330

Pitchers

Pitcher	Org.	Team	W	L	ERA	G	GS	CG	SHO	SV	IP	H	R	ER	HR	BB	SO	AVG
Boyd, Matt	TOR	Dunedin (A)	0	2	5.40	3	2	0	0	0	10.0	7	6	6	2	3	11	.206
	TOR	Lansing (A)	0	1	0.64	5	3	0	0	0	14.0	7	1	1	0	1	12	.140
Bryant, Tony	COL	Tri-Cities (A)	0	0	1.93	8	0	0	0	0	9.1	5	2	2	0	8	13	.156
Child, Dan	PHI	Clearwater (A)	0	0	1.38	11	0	0	0	2	13.0	9	2	2	0	5	4	.209
	PHI	Phillies (R)	0	0	1.59	4	0	0	0	0	5.2	4	1	1	0	3	8	.190
Ekstrom, Mike	LAA	Salt Lake City (AAA)	3	2	5.19	17	0	0	0	0	26.0	30	15	15	2	7	22	.294
	OAK	Sacramento (AAA)	1	1	5.10	21	0	0	0	3	30.0	39	19	17	3	13	27	.317
Gaviglio, Sam	STL	Palm Beach (A)	4	1	2.72	7	7	0	0	0	39.2	29	13	12	2	12	30	.207
	STL	Cardinals (R)	0	0	0.00	2	1	0	0	0	8.0	4	0	0	0	1	9	.143
Nygren, James	MIA	New Orleans (AAA)	0	0	8.31	2	0	0	0	0	4.1	9	4	4	1	2	4	.450
	MIA	Jupiter (A)	7	4	3.26	38	1	0	0	0	58.0	64	24	21	2	11	27	.281
Osich, Josh	SF	Richmond (AA)	2	3	4.85	22	0	0	0	3	29.2	26	16	16	2	12	28	.241
	SF	San Jose (A)	3	1	2.45	34	0	0	0	12	40.1	32	13	11	1	10	48	.213
Paterson, Joe	AZ	Arizona (MLB)	0	0	3.86	2	0	0	0	0	2.1	2	1	1	0	0	2	.250
	AZ	Reno (AAA)	3	1	1.89	48	1	0	0	1	52.1	40	14	11	2	15	53	.221
Peavey, Greg	NYM	Las Vegas (AAA)	4	3	5.74	39	1	0	0	0	62.2	67	42	40	7	8	41	.273
	NYM	Binghamton (AA)	2	2	3.00	6	5	0	0	0	33.0	27	13	11	1	10	24	.229
Reyes, Jorge	SD	Tucson (AAA)	6	3	5.28	42	4	0	0	0	75.0	83	45	44	5	38	72	.287
Rhoderick, Kevin	CHC	Tennessee (AA)	1	5	5.65	33	0	0	0	3	43.0	41	29	27	1	42	26	.259
Robles, Tanner	CIN	Bakersfield (A)	0	4	9.39	6	6	0	0	0	23.0	33	27	24	3	19	30	.351
Sitton, Kraig	COL	Modesto (A)	6	5	2.93	52	0	0	0	2	67.2	61	26	22	3	27	63	.238
Stutes, Mike	PHI	Philadelphia (MLB)	3	1	4.58	16	0	0	0	0	17.2	14	11	9	1	8	9	.212
	PHI	Lehigh Valley (AAA)	1	2	3.33	20	0	0	0	2	27.0	21	11	10	1	11	25	.208
Turpen, Daniel	MIN	Rochester (AAA)	2	0	6.93	21	0	0	0	1	24.2	34	24	19	6	13	19	.337
	MIN	New Britain (AA)	1	1	3.79	26	0	0	0	3	40.1	35	22	17	3	27	30	.236
Waldron, Tyler	PIT	Altoona (AA)	0	3	4.81	8	3	0	0	0	24.1	31	18	13	1	10	13	.313
	PIT	Brevard County (A)	1	0	7.88	5	0	0	0	2	8.0	11	9	7	1	4	11	.297

2013 Arizona Fall League

Hitters

Player	Org.	Team	Avg.	G	AB	R	H	2B	3B	HR	RBI	TB	BB	SO	SB	CS	OBP	SLG
Romero, Stefen	SEA	Peoria Javelinas	.212	19	66	9	14	2	0	2	6	22	4	19	1	2	.278	.333
Susac, Andrew	SF	Scottsdale Scorpions	.360	17	50	7	18	0	0	2	7	24	16	11	0	0	.507	.458

Pitchers

Pitcher	Org.	Team	W	L	ERA	G	GS	CG	SHO	SV	IP	H	R	ER	HR	BB	SO	AVG
Gaviglio, Sam	STL	Salt River Rafter	3	0	3.58	6	6	0	0	0	27.2	25	11	11	3	8	21	.250
Sitton, Kraig	COL	Salt River Rafter	0	2	8.00	8	0	0	0	0	9.0	13	8	8	0	5	12	.333
Waldron, Tyler	PIT	Scottsdale Scorpions	1	2	6.43	9	0	0	0	0	14.0	17	12	10	0	6	10	.293



SCOTT ANDERSON (1981-1984)

Table with 15 columns: Year, Club, W, L, G, GS, CG, SHO, SV, IP, H, R, ER, BB, SO, ERA. Rows include 1987 Texas (AL), 1990 Montreal (NL), 1995 Kansas City (AL), and MLB/OSU Totals.



BRIAN BARDEN (2000-2002)

Table with 15 columns: Year, Club, AVG, GP, AB, R, H, 2B, 3B, HR, RBI, SLG, BB, SO, OBA, SB. Rows include 2007 Arizona (NL), 2007 St. Louis (NL), 2008 St. Louis (NL), 2009 St. Louis (NL), 2010 Florida (NL), and MLB/OSU Totals.



LUTE BARNES (1967-1969)

Table with 15 columns: Year, Club, AVG, GP, AB, R, H, 2B, 3B, HR, RBI, SLG, BB, SO, OBA, SB. Rows include 1972 New York (NL), 1973 New York (NL), and MLB/OSU Totals.



DARWIN BARNEY (2005-2007)

Table with 15 columns: Year, Club, AVG, GP, AB, R, H, 2B, 3B, HR, RBI, SLG, BB, SO, OBA, SB. Rows include 2010 Chicago (NL), 2011 Chicago (NL), 2012 Chicago (NL), 2013 Chicago (NL), and MLB/OSU Totals.




BOB BEALL (1968-1970)

Table with 15 columns: Year, Club, AVG, GP, AB, R, H, 2B, 3B, HR, RBI, SLG, BB, SO, OBA, SB. Rows include 1975 Atlanta (NL), 1978 Atlanta (NL), 1979 Atlanta (NL), 1980 Pittsburgh (NL), and MLB/OSU Totals.



JAMIE BURKE (1992-1993)

Table with 15 columns: Year, Club, AVG, GP, AB, R, H, 2B, 3B, HR, RBI, SLG, BB, SO, OBA, SB. Rows include 2001 Anaheim (AL), 2003 Chicago (AL), 2004 Chicago (AL), 2005 Chicago (AL), 2007 Seattle (AL), 2008 Seattle (AL), 2009 Seattle (AL), 2009 Washington (NL), 2010 Washington (NL), and MLB/OSU Totals.



ED COLEMAN (1924)

Table with 15 columns: Year, Club, AVG, GP, AB, R, H, 2B, 3B, HR, RBI, SLG, BB, SO, OBA, SB. Rows include 1932 Philadelphia (AL), 1933 Philadelphia (AL), 1934 Philadelphia (AL), 1935 Philadelphia (AL), 1935 St. Louis (AL), 1936 St. Louis (AL), and MLB Totals.



JEFF DOYLE (1975-1977)

Table with 15 columns: Year, Club, AVG, GP, AB, R, H, 2B, 3B, HR, RBI, SLG, BB, SO, OBA, SB. Rows include 1983 St. Louis (NL) and MLB/OSU Totals.





**MIKE EKSTROM** (2002-03)

Year	Club	W	L	G	GS	CG	SHO	SV	IP	H	R	ER	BB	SO	ERA
2008	San Diego (NL)	0	2	8	0	0	0	0	9.2	14	8	8	7	6	7.45
2009	San Diego (NL)	0	0	12	0	0	0	0	18.1	21	14	13	8	19	6.38
2010	Tampa Bay (AL)	0	1	15	0	0	0	0	16.1	12	6	6	9	10	3.31
2011	Tampa Bay (AL)	0	0	1	0	0	0	0	1.0	1	0	0	0	1	0.00
2012	Colorado (NL)	0	0	15	0	0	0	0	15.2	21	11	11	2	9	6.32
<b>MLB Totals (5 seasons)</b>		<b>0</b>	<b>3</b>	<b>51</b>	<b>0</b>	<b>0</b>	<b>0</b>	<b>0</b>	<b>61.0</b>	<b>69</b>	<b>39</b>	<b>38</b>	<b>26</b>	<b>45</b>	<b>5.61</b>
<b>OSU Career (2 seasons)</b>		<b>0</b>	<b>2</b>	<b>41</b>	<b>1</b>	<b>0</b>	<b>0</b>	<b>3</b>	<b>64.2</b>	<b>86</b>	<b>49</b>	<b>41</b>	<b>36</b>	<b>29</b>	<b>5.71</b>



**GLENN ELLIOTT** (1940-1942)

Year	Club	W	L	G	GS	CG	SHO	SV	IP	H	R	ER	BB	SO	ERA
1947	Boston (NL)	0	1	11	0	0	0	1	19.0	18	10	10	11	8	4.74
1948	Boston (NL)	1	0	1	1	0	0	0	3.0	5	1	1	1	2	3.00
1949	Boston (NL)	3	4	22	6	1	0	0	68.1	70	35	30	27	15	3.95
<b>MLB Totals (3 seasons)</b>		<b>4</b>	<b>5</b>	<b>34</b>	<b>7</b>	<b>1</b>	<b>0</b>	<b>1</b>	<b>90.1</b>	<b>93</b>	<b>46</b>	<b>41</b>	<b>39</b>	<b>25</b>	<b>4.08</b>




**JACOBY ELLSBURY** (2003-2005)

Year	Club	AVG	GP	AB	R	H	2B	3B	HR	RBI	SLG	BB	SO	OBA	SB
2007	Boston (AL)	.353	33	116	20	41	7	1	3	18	.509	8	15	.394	9
2008	Boston (AL)	.280	145	554	98	155	22	7	9	47	.394	41	80	.336	50
2009	Boston (AL)	.301	153	624	94	182	27	10	8	60	.415	49	74	.355	70
2010	Boston (AL)	.192	16	78	10	15	4	0	0	5	.244	4	9	.241	7
2011	Boston (AL)	.321	158	660	119	212	46	5	32	105	.552	52	98	.376	39
2012	Boston (AL)	.271	74	303	43	82	18	0	4	26	.370	19	43	.313	14
2013	Boston (AL)	.298	134	577	92	172	31	8	9	53	.426	47	92	.355	52
<b>MLB Totals (7 seasons)</b>		<b>.297</b>	<b>715</b>	<b>2912</b>	<b>476</b>	<b>865</b>	<b>155</b>	<b>31</b>	<b>63</b>	<b>314</b>	<b>.436</b>	<b>220</b>	<b>565</b>	<b>.346</b>	<b>241</b>
<b>OSU Career (3 seasons)</b>		<b>.365</b>	<b>160</b>	<b>646</b>	<b>168</b>	<b>236</b>	<b>37</b>	<b>8</b>	<b>16</b>	<b>101</b>	<b>.522</b>	<b>92</b>	<b>71</b>	<b>.464</b>	<b>60</b>




**KEN FORSCH** (1967-1968)

Year	Club	W	L	G	GS	CG	SHO	SV	IP	H	R	ER	BB	SO	ERA
1970	Houston (NL)	1	2	4	4	1	0	0	24.0	28	15	15	5	13	5.63
1971	Houston (NL)	8	8	33	23	7	2	0	188.1	162	60	53	53	131	2.53
1972	Houston (NL)	6	8	30	24	1	0	0	156.1	163	75	68	62	113	3.91
1973	Houston (NL)	9	12	46	26	5	0	4	201.1	197	101	94	74	149	4.20
1974	Houston (NL)	8	7	70	0	0	0	10	103.1	98	38	32	37	48	2.79
1975	Houston (NL)	4	8	34	9	2	0	2	109.0	114	42	39	30	54	3.22
1976	Houston (NL)	4	3	52	0	0	0	19	92.0	76	23	22	26	49	2.15
1977	Houston (NL)	5	8	42	5	0	0	8	86.0	80	32	26	28	45	2.72
1978	Houston (NL)	10	6	52	6	4	2	7	133.1	136	44	40	37	71	2.70
1979	Houston (NL)	11	6	26	24	10	2	0	177.2	155	67	60	35	58	3.04
1980	Houston (NL)	12	13	32	32	6	3	0	222.1	230	90	79	41	84	3.20
1981	California (AL)	11	7	20	20	10	4	0	153.0	143	54	49	27	55	2.88
1982	California (AL)	13	11	37	35	12	4	0	228.0	225	108	98	57	73	3.87
1983	California (AL)	11	12	31	31	11	1	0	219.1	226	107	99	61	81	4.06
1984	California (AL)	1	1	2	2	1	0	0	16.1	14	4	4	3	10	2.20
1986	California (AL)	0	1	10	0	0	0	1	17.0	24	21	18	10	13	9.53
<b>MLB Totals (16 seasons)</b>		<b>114</b>	<b>113</b>	<b>521</b>	<b>241</b>	<b>70</b>	<b>18</b>	<b>51</b>	<b>2127.1</b>	<b>2071</b>	<b>881</b>	<b>796</b>	<b>586</b>	<b>1047</b>	<b>3.37</b>
<b>OSU Career (2 seasons)</b>		<b>13</b>	<b>6</b>	<b>-</b>	<b>-</b>	<b>-</b>	<b>-</b>	<b>-</b>	<b>157.1</b>	<b>117</b>	<b>-</b>	<b>37</b>	<b>56</b>	<b>184</b>	<b>2.12</b>



**COLE GILLESPIE** (2004-2006)

Year	Club	AVG	GP	AB	R	H	2B	3B	HR	RBI	SLG	BB	SO	OBA	SB
2010	Arizona (NL)	.231	45	104	11	24	8	0	2	12	.365	7	29	.283	1
2011	Arizona (NL)	.333	5	6	2	2	0	0	1	4	.833	1	1	.429	0
2013	San. Fran (NL)	.000	3	9	0	0	0	0	0	0	.000	1	0	.100	0
2013	Chicago (NL)	.240	25	50	6	12	2	0	0	4	.280	6	13	.328	0
<b>MLB Totals (3 seasons)</b>		<b>.225</b>	<b>78</b>	<b>169</b>	<b>19</b>	<b>38</b>	<b>10</b>	<b>0</b>	<b>3</b>	<b>20</b>	<b>.278</b>	<b>15</b>	<b>43</b>	<b>.288</b>	<b>1</b>
<b>OSU Career (3 seasons)</b>		<b>.348</b>	<b>132</b>	<b>394</b>	<b>117</b>	<b>137</b>	<b>33</b>	<b>8</b>	<b>14</b>	<b>79</b>	<b>.579</b>	<b>77</b>	<b>64</b>	<b>.467</b>	<b>19</b>



**TYLER GRAHAM** (2003-06)

Year	Club	AVG	GP	AB	R	H	2B	3B	HR	RBI	SLG	BB	SO	OBA	SB
2012	Arizona (NL)	.000	10	2	1	0	0	0	0	0	.000	0	2	.000	0
<b>MLB Totals (1 season)</b>		<b>.000</b>	<b>10</b>	<b>2</b>	<b>1</b>	<b>0</b>	<b>0</b>	<b>0</b>	<b>0</b>	<b>0</b>	<b>.000</b>	<b>0</b>	<b>2</b>	<b>.000</b>	<b>0</b>
<b>OSU Career (4 seasons)</b>		<b>.317</b>	<b>151</b>	<b>458</b>	<b>92</b>	<b>145</b>	<b>10</b>	<b>2</b>	<b>1</b>	<b>51</b>	<b>.354</b>	<b>49</b>	<b>79</b>	<b>.393</b>	<b>39</b>



**DON JOHNSON** (1932)

Year	Club	AVG	GP	AB	R	H	2B	3B	HR	RBI	SLG	BB	SO	OBA	SB
1943	Chicago (NL)	.190	10	42	5	8	2	0	0	1	.238	2	4	.227	0
1944	Chicago (NL)	.278	154	608	50	169	37	1	2	71	.352	28	48	.311	8
1945	Chicago (NL)	.302	138	557	94	168	23	2	2	58	.361	32	34	.343	9
1946	Chicago (NL)	.242	83	314	37	76	10	1	1	19	.290	26	39	.306	6
1947	Chicago (NL)	.259	120	402	33	104	17	2	3	26	.333	24	45	.302	2
1948	Chicago (NL)	.250	6	12	0	3	0	0	0	0	.250	0	1	.250	1
<b>MLB Totals (6 seasons)</b>		<b>.273</b>	<b>511</b>	<b>1935</b>	<b>219</b>	<b>528</b>	<b>89</b>	<b>6</b>	<b>8</b>	<b>175</b>	<b>.337</b>	<b>112</b>	<b>171</b>	<b>.315</b>	<b>26</b>



**EDDIE KUNZ** (2005-2007)

Year	Club	W	L	G	GS	CG	SHO	SV	IP	H	R	ER	BB	SO	ERA
2008	New York (NL)	0	0	4	0	0	0	0	2.2	5	4	4	1	1	13.50
<b>MLB Totals (1 season)</b>		<b>0</b>	<b>0</b>	<b>4</b>	<b>0</b>	<b>0</b>	<b>0</b>	<b>0</b>	<b>2.2</b>	<b>5</b>	<b>4</b>	<b>4</b>	<b>1</b>	<b>1</b>	<b>13.50</b>
<b>OSU Career (3 seasons)</b>		<b>10</b>	<b>2</b>	<b>73</b>	<b>0</b>	<b>0</b>	<b>0</b>	<b>12</b>	<b>100.1</b>	<b>77</b>	<b>45</b>	<b>34</b>	<b>46</b>	<b>81</b>	<b>3.05</b>



**JOHN LEOVICH** (1940)

Year	Club	AVG	GP	AB	R	H	2B	3B	HR	RBI	SLG	BB	SO	OBA	SB
1941	Philadelphia (AL)	.500	1	2	0	1	1	0	0	0	1.000	0	0	.500	0
<b>MLB Totals (1 season)</b>		<b>.500</b>	<b>1</b>	<b>2</b>	<b>0</b>	<b>1</b>	<b>1</b>	<b>0</b>	<b>0</b>	<b>0</b>	<b>1.000</b>	<b>0</b>	<b>0</b>	<b>.500</b>	<b>0</b>



**STEVE LYONS** (1979-1981)

Year	Club	AVG	GP	AB	R	H	2B	3B	HR	RBI	SLG	BB	SO	OBA	SB
1985	Boston (AL)	.264	133	371	52	98	14	3	5	30	.358	32	64	.322	12
1986	Boston (AL)	.250	59	124	20	31	7	2	1	14	.363	12	23	.312	2
1986	Chicago (AL)	.203	42	123	10	25	2	1	0	6	.236	7	24	.248	2
1987	Chicago (AL)	.280	76	193	26	54	11	1	1	19	.363	12	37	.320	3
1988	Chicago (AL)	.269	146	472	59	127	28	3	5	45	.373	32	59	.313	1
1989	Chicago (AL)	.264	140	443	51	117	21	3	2	50	.339	35	68	.317	9
1990	Chicago (AL)	.192	94	146	22	28	6	1	1	11	.267	10	41	.245	1
1991	Boston (AL)	.241	87	212	15	51	10	1	4	17	.354	11	35	.277	10
1992	Atlanta (NL)	.071	11	14	0	1	0	1	0	1	.214	0	4	.071	0
1992	Montreal (NL)	.231	16	13	2	3	0	0	0	1	.231	1	3	.286	1
1992	Boston (AL)	.250	21	28	3	7	0	1	0	2	.321	2	1	.300	0
1993	Boston (AL)	.130	28	23	4	3	1	0	0	0	.174	2	5	.200	1
<b>MLB Totals (9 seasons)</b>		<b>.252</b>	<b>853</b>	<b>2162</b>	<b>264</b>	<b>545</b>	<b>100</b>	<b>17</b>	<b>19</b>	<b>196</b>	<b>.340</b>	<b>156</b>	<b>364</b>	<b>.301</b>	<b>42</b>
<b>OSU Career (3 seasons)</b>		<b>.237</b>	<b>132</b>	<b>476</b>	<b>96</b>	<b>113</b>	<b>16</b>	<b>6</b>	<b>12</b>	<b>88</b>	<b>.372</b>	<b>99</b>	<b>48</b>	<b>.467</b>	<b>43</b>



**HOWARD MAPLE** (1927-1929)

Year	Club	AVG	GP	AB	R	H	2B	3B	HR	RBI	SLG	BB	SO	OBA	SB
1932	Washington (AL)	.244	44	41	6	10	0	1	0	7	.293	7	7	.367	0
<b>MLB Totals (1 season)</b>		<b>.244</b>	<b>44</b>	<b>41</b>	<b>6</b>	<b>10</b>	<b>0</b>	<b>1</b>	<b>0</b>	<b>7</b>	<b>.293</b>	<b>7</b>	<b>7</b>	<b>.367</b>	<b>0</b>




**MARK McLEMORE** (2000-2002)

Year	Club	W	L	G	GS	CG	SHO	SV	IP	H	R	ER	BB	SO	ERA
2007	Houston (NL)	3	0	29	0	0	0	0	35.0	38	17	15	18	35	3.86
<b>MLB Totals (1 season)</b>		<b>3</b>	<b>0</b>	<b>29</b>	<b>0</b>	<b>0</b>	<b>0</b>	<b>0</b>	<b>35.0</b>	<b>38</b>	<b>17</b>	<b>15</b>	<b>18</b>	<b>35</b>	<b>3.86</b>
<b>OSU Career (3 seasons)</b>		<b>3</b>	<b>9</b>	<b>40</b>	<b>22</b>	<b>0</b>	<b>0</b>	<b>0</b>	<b>103.2</b>	<b>125</b>	<b>90</b>	<b>78</b>	<b>59</b>	<b>78</b>	<b>6.77</b>



**JOE PATERSON** (2006-2007)

Year	Club	W	L	G	GS	CG	SHO	SV	IP	H	R	ER	BB	SO	ERA
2011	Arizona (NL)	0	1	62	0	0	0	1	34.0	28	11	11	15	28	2.91
2012	Arizona (NL)	0	0	6	0	0	0	0	2.2	15	11	11	3	0	37.12
2013	Arizona (NL)	0	0	2	0	0	0	0	2.1	2	1	1	0	2	3.86
<b>MLB Totals (3 seasons)</b>		<b>0</b>	<b>1</b>	<b>70</b>	<b>0</b>	<b>0</b>	<b>0</b>	<b>1</b>	<b>39.0</b>	<b>45</b>	<b>23</b>	<b>23</b>	<b>18</b>	<b>30</b>	<b>5.30</b>
<b>OSU Career (2 seasons)</b>		<b>11</b>	<b>7</b>	<b>52</b>	<b>18</b>	<b>0</b>	<b>0</b>	<b>3</b>	<b>160.1</b>	<b>152</b>	<b>71</b>	<b>66</b>	<b>40</b>	<b>106</b>	<b>3.70</b>



**WES SCHULMERICH** (1925-1927)

Year	Club	AVG	GP	AB	R	H	2B	3B	HR	RBI	SLG	BB	SO	OBA	SB
1931	Boston (NL)	.309	95	327	36	101	17	7	2	43	.422	28	30	.363	0
1932	Boston (NL)	.260	119	404	47	105	22	5	11	57	.421	27	61	.260	5
1933	Boston (NL)	.247	29	85	10	21	6	1	1	13	.376	5	10	.289	0
1933	Philadelphia (NL)	.334	97	365	53	122	19	4	8	59	.474	32	45	.394	1
1934	Philadelphia (NL)	.250	15	52	2	13	1	0	0	1	.269	4	8	.316	0
1934	Cincinnati (NL)	.263	74	209	21	55	7	3	5	19	.402	22	43	.333	1
<b>MLB Totals (4 seasons)</b>		<b>.289</b>	<b>429</b>	<b>1442</b>	<b>169</b>	<b>417</b>	<b>73</b>	<b>20</b>	<b>27</b>	<b>192</b>	<b>.424</b>	<b>118</b>	<b>197</b>	<b>.347</b>	<b>7</b>



**MIKE STUTES** (2006-2008)

Year	Club	W	L	G	GS	CG	SHO	SV	IP	H	R	ER	BB	SO	ERA
2011	Philadelphia (NL)	6	2	57	0	0	0	0	62.0	49	25	25	28	58	3.63
2012	Philadelphia (NL)	0	0	6	0	0	0	0	5.2	7	6	4	4	5	6.35
2013	Philadelphia (NL)	3	1	16	0	0	0	0	17.2	14	11	9	8	9	4.58
<b>MLB Totals (3 seasons)</b>		<b>9</b>	<b>4</b>	<b>79</b>	<b>0</b>	<b>0</b>	<b>0</b>	<b>0</b>	<b>85.1</b>	<b>70</b>	<b>42</b>	<b>38</b>	<b>40</b>	<b>72</b>	<b>4.01</b>
<b>OSU Career (3 seasons)</b>		<b>24</b>	<b>11</b>	<b>53</b>	<b>50</b>	<b>1</b>	<b>0</b>	<b>0</b>	<b>302.0</b>	<b>277</b>	<b>159</b>	<b>140</b>	<b>139</b>	<b>287</b>	<b>4.17</b>



**MIKE THURMAN** (1992-1994)

Year	Club	W	L	G	GS	CG	SHO	SV	IP	H	R	ER	BB	SO	ERA
1997	Montreal (NL)	1	0	5	2	0	0	0	11.2	8	9	7	4	8	5.40
1998	Montreal (NL)	4	5	14	13	0	0	0	67.0	60	38	35	26	32	4.70
1999	Montreal (NL)	7	11	29	27	0	0	0	146.2	140	84	66	52	85	4.05
2000	Montreal (NL)	4	9	17	17	0	0	0	88.1	112	69	63	46	52	6.42
2001	Montreal (NL)	9	11	28	26	0	0	0	147.0	172	90	87	50	96	5.33
2002	New York (AL)	1	0	12	2	0	0	0	33.0	45	21	19	12	23	5.18
<b>MLB Totals (6 seasons)</b>		<b>26</b>	<b>36</b>	<b>105</b>	<b>87</b>	<b>0</b>	<b>0</b>	<b>0</b>	<b>493.2</b>	<b>537</b>	<b>311</b>	<b>277</b>	<b>190</b>	<b>296</b>	<b>5.05</b>
<b>OSU Career (3 seasons)</b>		<b>17</b>	<b>5</b>	<b>43</b>	<b>26</b>	<b>13</b>	<b>3</b>	<b>1</b>	<b>213.0</b>	<b>215</b>	<b>99</b>	<b>86</b>	<b>72</b>	<b>176</b>	<b>3.63</b>



**CHRIS WAKELAND** (1995-1996)


Year	Club	AVG	GP	AB	R	H	2B	3B	HR	RBI	SLG	BB	SO	OBA	SB
2001	Detroit (AL)	.250	10	36	5	9	2	0	2	6	.472	0	13	.250	0
<b>MLB Totals (1 season)</b>		<b>.250</b>	<b>10</b>	<b>36</b>	<b>5</b>	<b>9</b>	<b>2</b>	<b>0</b>	<b>2</b>	<b>6</b>	<b>.472</b>	<b>0</b>	<b>13</b>	<b>.250</b>	<b>0</b>
<b>OSU Career (2 seasons)</b>		<b>.341</b>	<b>95</b>	<b>346</b>	<b>82</b>	<b>118</b>	<b>25</b>	<b>6</b>	<b>15</b>	<b>82</b>	<b>.535</b>	<b>35</b>	<b>87</b>	<b>.402</b>	<b>9</b>

**Oregon State MLB Honors**



**Brian Barden**

**Rookie of the Month**  
April 2009 (NL)



**Darwin Barney**

**Rawlings Gold Glove**  
2012 (NL-2B)

**Rookie of the Month**  
April 2011 (NL)



**Jacoby Ellsbury**

**All-Star Game**  
2011 (AL)

**Comeback Player of the Year**  
2011 (AL)

**Rawlings Gold Glove**  
2011 (AL-CF)

**Silver Slugger**  
2011 (AL)

**Rookie of the Month**  
September 2007 (AL)



**Ken Forsch**

**All-Star Game**  
1976 (NL), 1981 (AL)







Where OSU players were drafted by Major League Baseball teams at the conclusion of their college careers (June regular draft, unless otherwise noted).

Year	Player	Pos.	Round	Team
1968	Ken Forsch	RHP	18	Houston
1969	Lute Barnes	2B	21	New York Mets
1970	Bob Beall %	1B-OF	28	Philadelphia
	Jerry Johnson	LHP	2	New York Yankees
1971	Curt Daniels %	SS	8	Baltimore
1974	Greg Jurgenson	LHP	10	Houston
1975	Andrew Mason %	3B	3	Texas
	Steve Wilkins %	OF	3	Pittsburgh
1977	Tom Costello %	RHP	4	Minnesota
	Scott Anderson	RHP	4	Montreal
	Jeff Doyle	SS	6	St. Louis
	Pete Rowe	C	11	Toronto
	Tom Chamberlain	RHP	11	St. Louis
1980	Bob McNair	1B	4	Toronto
1981	Steve Lyons	SS-OF	1	Boston
	Al Hunsinger	1B	16	St. Louis
1982	Jim Wilson	1B	2	Cleveland
	Mike Gorman	RHP	21	Oakland
1983	Rob Holbrook %	RHP	2	Toronto
	Jeff Reece	LHP	3	Milwaukee
	Steve Smith	OF	11	Cleveland
	Todd Thomas	OF	31	San Francisco
1984	Scott Anderson	RHP	7	Texas
	Dain Syverson	SS-C	20	Cleveland
	Lindsey Johnson	C	21	Pittsburgh
1986	Dave Brundage	OF-LHP	4	Philadelphia
	Bryce Hulstrom	LHP	9	Chicago White Sox
	Keith Krafve	3B	31	San Francisco
1987	Ken Bowen	SS	6	Kansas City
	Rich Duke	C	24	Atlanta
	Bryan Ganter	OF	27	Cincinnati
1988	Lance Rice	C	15	Los Angeles
	John Sipple	LHP	16	Texas
	Rod Scheckla	RHP	26	Houston
1989	Jeff Brauning	IF	26	San Francisco
1990	Ben Johnson	SS	29	Pittsburgh
1991	Paul Sanders	C	32	Kansas City
	Jeff Smith	RHP	44	Kansas City
1993	Scott Christman	LHP	1	Chicago White Sox
	Jamie Burke	3B	9	California
1994	Mike Thurman &	RHP	1	Montreal
	Mason Smith	RHP	18	Toronto
	Jim Champion	1B	32	Minnesota
1995	Kevin Hooker	RHP-2B	31	Philadelphia
1996	David Schmidt	C	8	St. Louis
	Chris Wakeland	OF	15	Detroit
	Eric Lovinger	RHP	41	Los Angeles
1997	Joe Messman	RHP	7	Houston
	Tyler Swinburnson	RHP	16	Cleveland
1998	Chris Pine	RHP	5	Milwaukee
	Brody Percell	LHP	7	Cleveland
	Andrew Checketts	RHP	21	Boston
	Matt Bailie	1B-RHP	22	Philadelphia
1999	B.R. Cook	RHP	3	St. Louis
	Troy Schader	SS	21	San Diego
2000	Joe Gerber	1B	24	Detroit
2001	Scott Nicholson	LHP	8	Colorado
	Bryan Ingram	C	12	Colorado
	Josh Carter	OF	14	San Diego
2002	Mark McLemore	LHP	4	Houston
	Brian Barden	3B	6	Arizona

Year	Player	Pos.	Round	Team
2002	Will Hudson	SS	20	New York Mets
2003	Seth Pietsch	OF	8	New York Mets
	Levi Webber	1B	25	St. Louis
	Bill Rowe ^	RHP	24	Texas
2004	Andy Baldwin	RHP	5	Philadelphia
	Jake Postlewait	LHP	7	Colorado
	Kyle Aselton	LHP	11	Minnesota
	Jared Sanders	RHP	14	Cincinnati
	Aaron Mathews	OF	19	Toronto
	Nathan Pendley	LHP	19	San Francisco
2005	Jacoby Ellsbury	OF	1	Boston
	Andy Jenkins	1B	11	Florida
	Nate Fogle	RHP	11	Texas
	Tyler Graham ^	OF	14	Chicago Cubs
2006	Dallas Buck	RHP	3	Arizona
	Cole Gillespie	OF	3	Milwaukee
	Kevin Gunderson	LHP	5	Atlanta
	Jonah Nickerson	RHP	7	Detroit
	Tyler Graham	OF	19	San Francisco
	Chris Kunda	2B	19	New York Yankees
	Shea McFeely	3B	28	Arizona
	Mitch Canham ^	C	41	St. Louis
	Jon Koller	RHP	48	New York Mets
2007	Eddie Kunz	RHP	1	New York Mets
	Mitch Canham &	C	1	San Diego
	Darwin Barney	SS	4	Chicago Cubs
	Daniel Turpen	RHP	8	San Francisco
	Mike Stutes ^	RHP	9	St. Louis
	Joe Paterson	LHP	10	San Francisco
	Anton Maxwell	LHP	31	Texas
	Chris Hopkins ^	OF	44	Kansas City
2008	Mike Stutes	RHP	11	Philadelphia
	Lonnie Lechelt	IF	21	Florida
	Chris Hopkins	OF	24	Toronto
	Mark Grbavac ^	RHP	32	New York Mets
	Jordan Lennerton	1B	33	Detroit
	Daniel Robertson	OF	33	San Diego
	Jason Ogata	UT	38	Texas



Adalberto Santos



2009	Ryan Ortiz	C	6	Oakland
	Jorge Reyes	RHP	17	San Diego
	Kraig Sitton ^	LHP	17	Boston
	Joey Wong	SS	24	Colorado
	Greg Peavey ^	RHP	32	Houston
	Adalberto Santos ^	UT	35	San Diego
2010	Tyler Waldron	RHP	5	Pittsburgh
	Greg Peavey	RHP	6	New York Mets
	Kraig Sitton	LHP	7	Colorado
	Josh Osich ^	LHP	7	Los Angeles Angels
	Tanner Robles	LHP	9	Cincinnati
	Kevin Rhoderick	RHP	9	Chicago Cubs
	Stefen Romero	3B	12	Seattle
	Adalberto Santos	OF	22	Pittsburgh
2011	Andrew Susac	C	2	San Francisco
	Sam Gaviglio	RHP	5	St. Louis
	Josh Osich	LHP	6	San Francisco
	Brian Stamps	OF	24	Atlanta
	Parker Berberet	C	25	Milwaukee
	Carter Bell	3B	29	Arizona
	James Nygren	RHP	33	Florida
	Taylor Starr ^	RHP	37	Cleveland
2012	Matt Boyd ^	LHP	13	Cincinnati
	Ryan Dunn	3B	17	Tampa Bay
	Ryan Gorton	C	31	Oakland
2013	Ben Wetzler ^	LHP	5	Philadelphia
	Matt Boyd	LHP	6	Toronto
	Tyler Smith	SS	8	Seattle
	Danny Hayes	1B	13	Chicago White Sox
	Scott Schultz ^	RHP	17	Miami
	Dan Child	RHP	18	Philadelphia
	Jake Rodriguez	C	19	Houston

**Key**

& - First round supplemental; % - January draft; ^ - Returned to school



Parker Berberet

**By Organization**

Team	Player	Pos.	Round	Year
Arizona (4)	Brian Barden	3B	6	2002
	Dallas Buck	RHP	3	2006
	Shea McFeely	3B	28	2006
	Carter Bell	3B	29	2011
Atlanta (3)	Rich Duke	C	24	1987
	Kevin Gunderson	LHP	5	2006
	Brian Stamps	OF	24	2011
Baltimore (1)	Curt Daniels	SS	8	1971
Boston (4)	Steve Lyons	SS-OF	1	1981
	Andrew Checketts	RHP	21	1998
	Jacoby Ellsbury	OF	1	2005
	Kraig Sitton	LHP	17	2009
Chicago Cubs (3)	Tyler Graham	OF	14	2005
	Darwin Barney	SS	4	2007
	Kevin Rhoderick	RHP	9	2010
Chicago White Sox (3)	Bryce Hulstrom	LHP	9	1986
	Scott Christman	LHP	1	1993
	Danny Hayes	1B	13	2013
Cincinnati (4)	Bryan Ganter	OF	27	1987
	Jared Sanders	RHP	14	2004
	Tanner Robles	LHP	9	2010
	Matt Boyd	LHP	13	2012
Cleveland (6)	Jim Wilson	1B	2	1982
	Steve Smith	OF	11	1983
	Dain Syverson	SS-C	20	1984
	Tyler Swinburnson	RHP	16	1997
	Brody Percell	LHP	7	1998
	Taylor Starr	RHP	37	2011
Colorado (5)	Scott Nicholson	LHP	8	2001
	Bryan Ingram	C	12	2001
	Jake Postlewait	LHP	7	2004
	Joey Wong	SS	24	2009
	Kraig Sitton	LHP	7	2010
Detroit (4)	Chris Wakeland	OF	15	1996
	Joe Gerber	1B	24	2000
	Jonah Nickerson	RHP	7	2006
	Jordan Lennerton	1B	33	2008
Florida/Miami (4)	Andy Jenkins	1B	11	2005
	Lonnie Lechelt	IF	21	2008
	James Nygren	RHP	33	2011
	Scott Schultz	RHP	17	2013
Houston (7)	Ken Forsch	RHP	18	1968
	Greg Jurgenson	LHP	10	1974
	Rod Sheckla	RHP	26	1988
	Tyler Messman	RHP	7	1997
	Mark McLemore	LHP	4	2002
	Greg Peavey	RHP	32	2009
	Jake Rodriguez	C	19	2013
LA Angels/California (2)	Jamie Burke	3B	9	1993
	Josh Osich	LHP	7	2010
Los Angeles (2)	Lance Rice	C	15	1988
	Eric Lovinger	RHP	41	1996
Kansas City (4)	Ken Bowen	SS	6	1987
	Paul Sanders	C	32	1991
	Jeff Smith	RHP	44	1991
	Chris Hopkins	OF	44	2007
Milwaukee (4)	Jeff Reece	LHP	3	1983
	Chris Pine	RHP	5	1998
	Cole Gillespie	OF	3	2006
	Parker Berberet	C	25	2011
Minnesota (3)	Tom Costello	RHP	4	1977
	Jim Champion	1B	32	1994
	Kyle Aselton	LHP	11	2004



Team	Player	Pos.	Round	Year
New York Mets (7)	Lute Barnes	2B	21	1969
	Will Hudson	SS	20	2002
	Seth Pietsch	OF	8	2003
	Jon Koller	RHP	48	2006
	Eddie Kunz	RHP	1	2007
	Mark Grbavac	RHP	32	2008
	Greg Peavey	RHP	6	2010
New York Yankees (2)	Jerry Johnson	LHP	2	1970
	Chris Kunda	2B	19	2006
Oakland (3)	Mike Gorman	RHP	21	1982
	Ryan Ortiz	C	6	2009
	Ryan Gorton	C	31	2012
Philadelphia (8)	Bob Beall	1B-OF	28	1970
	Dave Brundage	OF-LHP	4	1986
	Kevin Hooker	RHP-2B	31	1995
	Matt Bailie	1B-RHP	22	1998
	Andy Baldwin	RHP	5	2004
	Mike Stutes	RHP	11	2008
	Ben Wetzler	LHP	5	2013
Pittsburgh (5)	Dan Child	RHP	18	2013
	Steve Wilkins	OF	3	1975
	Lindsey Johnson	C	21	1984
	Ben Johnson	SS	29	1990
	Tyler Waldron	RHP	5	2010
St. Louis (9)	Adalberto Santos	OF	22	2010
	Jeff Doyle	SS	6	1977
	Tom Chamberlain	RHP	11	1977
	Mike Gorman	RHP	21	1981
	David Schmidt	C	8	1996
	B.R. Cook	RHP	3	1999
	Levi Webber	1B	25	2003
	Mitch Canham	C	41	2006
	Mike Stutes	RHP	9	2007
Sam Gaviglio	RHP	5	2011	

Team	Player	Pos.	Round	Year
San Diego (6)	Troy Schader	SS	21	1999
	Josh Carter	OF	14	2001
	Mitch Canham	C	1	2007
	Daniel Robertson	OF	33	2008
	Jorge Reyes	RHP	17	2009
	Adalberto Santos	UT	35	2009
San Francisco (9)	Todd Thomas	OF	31	1983
	Keith Krafve	3B	31	1986
	Jeff Brauning	IF	26	1989
	Nathan Pendley	LHP	19	2004
	Tyler Graham	OF	19	2006
	Daniel Turpen	RHP	8	2007
	Joe Paterson	LHP	10	2007
	Andrew Susac	C	2	2011
	Josh Osich	LHP	6	2011
Seattle (2)	Stefen Romero	3B	12	2010
	Tyler Smith	SS	8	2013
Tampa Bay (1)	Ryan Dunn	3B	17	2012
Texas (7)	Andrew Mason	3B	3	1975
	Scott Anderson	RHP	7	1984
	John Sipple	LHP	16	1988
	Bill Rowe	RHP	24	2003
	Nate Fogle	RHP	11	2005
	Anton Maxwell	LHP	31	2007
	Jason Ogata	UT	38	2008
Toronto (7)	Pete Rowe	C	11	1977
	Bob McNair	1B	4	1980
	Rece Holbrook	RHP	2	1983
	Mason Smith	RHP	18	1994
	Aaron Mathews	OF	19	2004
	Chris Hopkins	OF	24	2008
	Matt Boyd	LHP	6	2013
Washington/Montreal (2)	Scott Anderson	RHP	4	1977
	Mike Thurman	RHP	1	1994



Sam Gaviglio



Stefen Romero





### Victor Brown Trophy

*Awarded to Oregon State's Most Valuable Player. The trophy is given by the Sigma Alpha Epsilon fraternity in honor of the late Beaver outfielder, who was killed in World War II.*

- 1947 Don Bower, 2B
- 1948 Harry Richards, 2B
- 1949 Frank Roelandt, C
- 1950 Gene Tanselli, SS
- 1951 Don Taylor, 1B
- 1952 Don White, P
- 1953 Bud Shirtcliff, OF
- 1954 Jay Dean, 1B
- 1955 Jay Dean, 1B
- 1956 Dan Lovejoy, C
- 1957 Syl Johnson, P
- 1958 Tom Bowen, 3B
- 1959 Kim Bradshaw, OF
- 1960 Jerry Droscher, OF
- 1961 Grimm Mason, OF
- 1962 Larry Petersen, OF
- 1963 Al Lehrer, OF
- 1964 Steve Clark, P
- 1965 Morrell Crary, C
- 1966 Ron Lucas, C
- 1967 Bill Bonser, C
- 1968 Tom Tracey, OF
- 1969 Tim Gleason, C
- 1970 Bob Beall, INF
- 1971 Doug Miller, OF
- 1972 Doug Miller, OF
- 1973 Dan Cunningham, OF
- 1974 Tom Drahn, IF
- 1975 Tom Simas, 2B
- 1976 Pete Rowe, C
- 1977 Jeff Doyle, 2B
- 1978 Bob McNair, 1B
- 1979 Bob Flynn, P
- 1980 Bob McNair, 1B
- 1981 Al Hunsinger, 1B
- 1982 Jim Wilson, 1B
- 1983 Jeff Reece, P
- 1984 Scott Anderson, P
- 1985 Dave Brundage, 1B-P
- 1986 Dave Brundage, OF-P
- 1987 Ken Bowen, INF
- 1988 Lance Rice, C
- 1989 Jeff Brauning, 2B
- 1990 Paul Sanders, OF
- 1991 R.A. Neitzel, INF
- 1992 Paul Sanders, C
- 1993 Jamie Burke, 3B
- 1994 Scott Christman, P
- 1995 Mason Smith, P
- 1996 Kevin Hooker, P-INF
- 1997 David Schmidt, C
- 1998 Ryan McDonald, 2B
- 1999 Andrew Checketts, P
- 2000 Joe Gerber, 1B
- 2001 Brian Barden, 3B
- 2002 Scott Nicholson, P
- 2003 Tom Creighton, UT
- 2004 Seth Pietsch, OF
- 2005 Jake Postlewait, P
- 2006 Jacoby Ellsbury, OF
- 2007 Andy Jenkins, 1B
- 2008 Kevin Gunderson, P
- 2009 Darwin Barney, SS
- 2010 Mitch Canham, C
- 2011 Ryan Ortiz, C
- 2012 Ryan Ortiz, C
- 2013 Adalberto Santos, OF
- 2014 Ryan Dunn, SS
- 2015 Michael Conforto, OF
- 2016 Michael Conforto, OF



Joey Wong

- 1957 Syl Johnson
- 1958 Ray Lunde
- 1959 Gary Moore
- 1960 Bill Oerding
- 1961 Leon Criner
- 1962 Cecil Ira
- 1963 Cecil Ira
- 1964 Steve Clark
- 1965 Wayne Swango
- 1966 Jack Humphrey
- 1967 Jack Humphrey
- 1968 Ken Forsch
- 1969 Jim Powell
- 1970 Jerry Johnson
- 1971 Greg Lebeck
- 1972 Greg Jurgenson
- 1973 Gail Meier
- 1974 Greg Jurgenson
- 1975 Gail Meier
- 1976 Ken Noble
- 1977 Scott Anderson
- 1978 Eric Sallee
- 1979 Pat Barry
- 1980 Bob Flynn
- 1981 Kyle Dunning
- 1982 John Collins
- 1983 Mike Gorman
- 1984 Jeff Reece
- 1985 Scott Anderson
- 1986 John Sipple
- 1987 John Sipple
- 1988 Bryce Hulstrom
- 1989 Jeff Otis
- 1990 John Sipple
- 1991 Jeff Otis
- 1992 Jeff Post
- 1993 Jeff Post
- 1994 Scott Christman
- 1995 Mason Smith
- 1996 Kevin Hooker
- 1997 Eric Lovinger
- 1998 Mark Newell
- 1999 Andrew Checketts
- 2000 B.R. Cook
- 2001 Scott Nicholson
- 2002 Scott Nicholson
- 2003 Ty Kline
- 2004 Jared Sanders
- 2005 Jake Postlewait
- 2006 Jake Postlewait
- 2007 Dallas Buck
- 2008 Kevin Gunderson
- 2009 Jonah Nickerson
- 2010 Dallas Buck
- 2011 Jonah Nickerson
- 2012 Joe Paterson
- 2013 Kevin Rhoderick
- 2014 Sam Gaviglio
- 2015 Greg Peavey
- 2016 Sam Gaviglio
- 2017 Jace Fry
- 2018 Lowell Pearce
- 2019 Dan Lovejoy

### Bill Cloyes Award

*Awarded to Oregon State's Most Valuable Pitcher. The trophy is named for the former Beaver pitcher.*

- 1955 Lowell Pearce
- 1956 Dan Lovejoy

### Bill Bonser Award

*Awarded to Oregon State's Most Improved Player. The trophy is named for the former Beaver catcher.*

- 1973 Tom Apa, C
- 1974 Gary Beck, 3B
- 1975 Tom Simas, 3B
- 1976 Jeff Doyle, 2B
- 1977 Jerry Miller, OF
- 1978 Jerry Yung, 3B
- 1979 Dave Backen, OF
- 1980 Mark Niles, P
- 1981 Bob McNair, 1B
- 1982 John Collins, P
- 1983 Bill Gassaway, P
- 1984 Chris Newman, 1B
- 1985 Scott Anderson, P
- 1986 Ken Bowen, SS
- 1987 Bryan Ganter, OF
- 1988 Tim Lambert, DH
- 1989 Keith Krafve, 3B
- 1990 Randy Duke, 1B-DH
- 1991 Troy Haugen, 3B
- 1992 Lance Donaly, P
- 1993 R.A. Neitzel, IF
- 1994 Kevin Hooker, IF
- 1995 Mason Smith, P
- 1996 Randy Hunter, C
- 1997 Kevin Hooker, 2B-P
- 1998 Mike Thurman, P
- 1999 A.J. Marquardt, OF
- 2000 David Schmidt, C
- 2001 Chris Wakeland, OF
- 2002 Mark Newell, P
- 2003 Ben Bertrand, C
- 2004 Bryan Ingram, C
- 2005 Eric Stark, OF
- 2006 Chris Biles, OF
- 2007 Tom Creighton, UT
- 2008 Seth Pietsch, OF
- 2009 Paul Richie, C
- 2010 Cole Gillespie, OF
- 2011 Chris Kunda, 2B
- 2012 Scott Santschi, OF
- 2013 Ryan Ortiz, C
- 2014 Jared Norris, 1B
- 2015 Andrew Susac, C
- 2016 Jake Rodriguez, 2B
- 2017 Tyler Smith, SS
- 2018 Dylan Davis, OF

### Gold Glove Award

*Awarded to Oregon State's Most Outstanding Fielder.*

- 1973 Ty Gorton, 2B
- 1974 Ramon Gonzalez, OF
- 1975 Ramon Gonzalez, OF
- 1976 Jeff Doyle, 2B
- 1977 Jeff Doyle, 2B
- 1978 Jerry Yung, 3B
- 1979 Steve Lyons, OF

- 1980 Steve Lyons, 3B
- 1981 Al Hunsinger, 1B
- 1982 Mickey Riley, 2B
- 1983 Mickey Riley, 2B
- 1984 Ken Bowen, 2B
- 1985 Ken Bowen, SS
- 1986 Ken Bowen, SS
- 1987 Lance Rice, C
- 1988 Ben Johnson, SS
- 1989 Jeff Brauning, 2B
- 1990 Troy Haugen, 3B
- 1991 Paul Sanders, OF
- 1992 Aaron Anderson, OF
- 1993 Paul Sanders, C
- 1994 Dave Schoppe, UTIL
- 1995 Allen Snelling, SS
- 1996 Aaron Anderson, OF
- 1997 A.J. Marquardt, OF
- 1998 Allen Snelling, SS
- 1999 Brent Watts, UTIL
- 2000 David Schmidt, C
- 2001 Matt Bailie, 1B
- 1997 Abino Vazquez, OF
- 1998 Matt Bailie, 1B
- 1999 Corrie Willkie, 2B
- 2000 Bryan Ingram, C
- 2001 Bryan Ingram, C
- 2002 Aaron Mathews, OF
- 2003 Aaron Mathews, OF
- 2004 Aaron Mathews, OF
- 2005 Jacoby Ellsbury, OF
- 2006 Chris Kunda, 2B
- 2007 Joey Wong, 2B
- 2008 Joey Wong, SS
- 2009 Joey Wong, SS
- 2010 Keith Jennette, SS
- 2011 Brian Stamps, OF
- 2012 John Tommasini, 2B
- 2013 Tyler Smith, SS

### Bert Babb Sr. Scholarship

*Periodically awarded to a deserving Oregon State player. The scholarship is given in honor of the late Bert Babb Sr., a former Oregon State pitcher.*

- 1972-73 Cory Kerwood
- 1973-74 Gail Meier
- 1974-75 Dave Gassaway
- 1975-76 Jerry Miller
- 1978-79 Robert Webster
- 1979-80 Steve Lyons
- 1981-82 Mark Allen
- 1982-83 Jeff Reece
- 1983-84 Rich Duke
- 1984-85 Scott Klug
- 1986-87 Keith Krafve
- 1990-91 Paul Sanders
- 1991-92 Mason Smith
- 1992-93 Jeff Post
- 1993-94 Mason Smith
- 1994-95 Kevin Hooker
- 1995-96 Kevin Hooker
- 1996-97 Ryan McDonald
- 1997-98 Rob Colley
- 1998-99 Rob Colley
- 1999-00 Jake Quiring
- 2000-01 Jake Quiring
- 2001-02 Jake Quiring
- 2002-03 Jake Quiring
- 2003-04 Jake Quiring
- 2004-05 Jacoby Ellsbury
- 2005-06 Ryan Gipson
- 2006-07 Jason Ogata
- 2007-08 Jason Ogata
- 2008-09 Mike Chiarelli
- 2009-10 Andrew Susac
- 2010-11 Tyler Smith
- 2011-12 Michael Conforto



A

Acosta, Luke.....2011
Adams, Verdell.....1972
Akers, Leon.....1950
Akina, Jason.....1992-93
Allen, Mark.....1982-83
Amacher, Harry.....1942
Ammon, Erik.....2006-08
Anderson, Aaron.....1988, 90-92
Anderson, Al.....1948
Anderson, Bret.....1989-92
Anderson, Danny.....2005
Anderson, David.....1990-92
Anderson, Kenny.....2002-03
Anderson, Scott.....1976-77
Anderson, Scott.....1981-84
Anderson, Travis.....2010
Anhorn, Bill.....1962
Antone, Doug.....1973
Apa, Tom.....1972-74
Aselton, Kyle.....2004
Atwood, Derek.....1987-88
Atwood, James.....2000
Ayers, Stacey.....1991
Ayo, Keke.....1983-84

B

Babb, Bert.....1920-22
Backen, David.....1978-81
Backman, Mike.....1975
Baechtel, Richard.....1932
Bagley, Orlo.....1928
Bailey, Brian.....1960-62
Bailey, Kenneth.....1973-74
Bailey, King.....1931
Bailie, Matt.....1995-98
Baker, Gary.....1959-61
Baker, Loris.....1924-26
Baldwin, Andy.....2003-04
Baldwin, J.D.....1915-16,18
Ball, Wayne.....1987-88
Ballard, Rod.....1929-30
Baltus, Tim.....1978
Banholzer, John.....1988-89
Barden, Brian.....2000-02
Barnes, Lute.....1967-69
Barnes, Ryan.....2010-13
Barnett, Jeff.....1991
Barney, Darwin.....2005-07
Barry, Pat.....1975-78
Bates, Garrett.....1998-99
Bauer, Clay.....2013
Bauer, Wayne.....1931
Baylis, Cole.....2011-12
Beall, Bob.....1968-70
Beall, Jim.....1970-72
Beard, Jeremy.....1994-95
Beatty, Mel.....1934-35
Beaty, Jesse.....1907-08
Beck, Gary.....1972-75
Bedford, Don.....1948
Bell, Carter.....2009-11
Bell, Thurman.....1964-66
Belleville, Bergan.....1927-29
Benson, Cleve.....1967, 69
Berberet, Parker.....2010-11
Berg, Bud.....1950, 52
Bergstrom, Bob.....1934-36
Berke, Scotty.....2007
Berreman, Bob.....1958-59
Bertrand, Ben.....1997-98
Besaw, Alex.....2008
Bettendorf, Jerome.....1955-56
Beverley, Kyle.....2009
Biancone, John.....1931-33
Biles, Chris.....2000-03
Bilyeu, H.....1907-08
Bishop, Bob.....1979-82
Black, Todd.....1994
Blackburn, Stan.....1976
Bland, Darren.....1995
Boire, Mike.....1996-99
Boley, Ron.....1966

Bonney, Bob.....1938-40
Bonser, Bill.....1965-67
Boone, Art.....1923
Booser, Cam.....2011
Booth, Claude.....1921-22,26
Booth, Willard.....1936
Boultinghouse, Harvey.....1928-30
Bouton, Red.....1927
Bowen, Jack.....1956-57
Bowen, Ken.....1984-87
Bowen, Tom.....1956-58
Bower, Don.....1943, 46-47
Bowman, James.....1997
Boyd, Jeffrey.....1978
Boyd, Logan.....2008-09
Boyd, Matt.....2010-13
Bradley, Ken.....1940
Bradshaw, Kim.....1957-59
Bratt, Jason.....1989-91
Brauning, Jeff.....1988-89
Brem, Bailey.....1951-53
Brockner, Cole.....2012-13
Bronson, Jason.....1997-98
Brown, Al.....1930-31
Brown, Reed.....2005, 07-08
Brown, Vic.....1942-43
Brundage, Dave.....1984-86
Brundage, Jim.....1986-87
Bryant, Tony.....2010-13
Buck, Dallas.....2004-06
Budrow, Brian.....2006-07
Buehler, Knute.....1983-85
Buehler, Larry.....1973
Buob, Bobby.....1952-55
Burke, Jamie.....1992-93
Burns, Wayne.....1971-73
Burton, Ed.....1946
Busik, Chad.....1990, 92

C

Calderon, Tony.....2003-04
Callan, Bill.....1933-34
Calvin, Todd.....1983-84
Campbell, Will.....2008
Campos, Chris.....2004-05
Canham, Mitch.....2004-07
Capka, Ted.....1942
Card, Bryn.....2007
Carpenter, Ken.....1949
Carroll, Emil.....1909-10
Carroll, Jason.....1990-92
Carter, Josh.....1999-2001
Casey, Brett.....2007-09
Casper, Jerad.....2013
Cate, Jack.....1931
Cave, Jim.....1972-73
Ceasar, Lestee.....1984-87
Cecil, Don.....1943, 46
Cecil, Dorwood.....1946
Chamberlain, Tom.....1975-77
Champion, Jim.....1992-94
Chapman, Kirk.....1962, 64
Charbonneau, Joe.....1973-75
Chatterton, Lloyd.....1937
Checketts, Andrew.....1996-98
Chiarelli, Mike.....2009
Child, Dan.....2011-13
Christianson, Bob.....1948-50
Christman, Scott.....1991-93
Churchill, Robert.....1943, 47
Clark, Gabe.....2013
Clark, Noel.....2003
Clark, Steve.....1962-64
Clarke, Jim.....1932-34
Cleveland, Andy.....1964-65
Cloud, Marty.....1983
Clow, Craig.....1987
Cloyes, Bill.....1927-29
Coleman, Ed.....1924
Coleman, Jackson.....2000
Coleman, Ralph Sr.....1918
Coleman, Ralph Jr.....1954
Colley, Rob.....1998-99
Collins, John.....1980-81
Conforto, Michael.....2012-13

Conkling, Earl.....1935-37
Conley, Greg.....1998
Conrad, Brian.....1982-83
Conyers, Kit.....1916
Cook, B.R.....1997-99
Cooper, Harry.....1910-12
Cooper, Roy.....1908
Copeland, Stephen.....2000-03
Cowan, Justin.....1997
Cramer, Bob.....1978
Cramer, Fred.....1936
Crary, Morrill.....1963-65
Craske, Don.....1980
Creider, Ed.....1935-37
Creighton, Tom.....2002
Crews, Wren.....1907-10
Criner, Leon.....1959, 61
Critser, Roy.....1959-60
Cronin, Joe.....1932
Crow, Steve.....1967-69
Crownover, Tim.....1978
Cuckovich, Mel.....1971-73
Culver, Benjamin.....1912-14
Cunningham, Dan.....1971-73

D

Daniels, Curt.....1970
Daniels, Tom.....1984-86
Darnell.....1912
Daron, Pat.....1974
Daulton, Ron.....1984-86
Davis, Curtis.....1998-2001
Davis, Dylan.....2012-13
Davis, Wilbur.....1909
Day, Beau.....2013
Day, Bruce.....1960-61
Dazey, Eric.....1986, 88
Dean, Jay.....1952-55
Demorest, Harry.....1961-63
Derryberry, Jeff.....1994-95
Dettman, Ryan.....2012
Dixon, John.....1993-95
Dockery, Bud.....1934-36
Dodge, Rich.....1974-77
Donaly, Lance.....1986-89
Dooley, Ed.....1937
Doollittle, Harold.....1915-16
Doupe, Paul.....1969-70
Doyle, Jeff.....1975-77
Drahn, Rob.....1974-76
Droscher, Jerry.....1958-60
Dryden, Tim.....1999-2000
Duarte, Pedro.....1912
Duerr, Brian.....1998-99
Duffy, Mike.....1921-23
Dufort, Dave.....1987-88
Duke, Adam.....2011
Duke, Randy.....1986-88
Duke, Rich.....1984-87
Dunatov, Jordan.....2012
Dunn, Ryan.....2011-12
Dunning, Kyle.....1980-81
Durdan, Don.....1941-42
Duren, Russ.....1987
Durrrie, Harry.....1972-75
Dwyer, Anthony.....1925-26
Dyer, Ron.....1979-81

E

Edwards, Kevin.....1986
Efraimson, Tim.....1994-95
Ehinger, Yoshi.....1997
Ekstrom, Mike.....2002-03
Elliott, Glenn.....1940-42
Ellsbury, Jacoby.....2003-05
Emigh, Elmer.....1931
Endicott, Steve.....1970
Engelbrekt, Max.....2013
Erickson, Gil.....1932
Erickson, Rick.....1949-50
Escallier, Arthur.....1924-26
Esposito, Nate.....2012-13

Evans, Jackson.....2008
Exley, Jerry.....1954-56

F

Fajer, Cameron.....1988
Falk, Jim.....1962
Farra, Duke.....1925
Faurie, Pete.....1924-26
Fawcett, Don.....1950
Fenger, Arnold.....1937-39
Fielding, Matt.....2012
Finch, Howard.....1985-86
Fisk, Chuck.....1952-55
Flynn, Rob.....1978-79
Fogle, Nate.....2005
Folsom, Rob.....2005, 2008-10
Fonnesbeck, Gary.....1986
Ford, Richard.....1926-27
Fors, Felix.....1924-26
Forsch, Ken.....1967-68
Fortier, Bud.....1947
Foster, Kyle.....2008-09
Frahler, Andy.....1943
Francis, Robert.....1908
Frazer, Bill.....1943
Frederick, Johnny.....1955
Freeman, Clay.....1909
French, Bruce.....1983-84
Fry, Jace.....2012-13
Fryer, Carl.....1913-15
Funk, Arnold.....1916

G

Gallagher, Fred.....1947
Gallagher, Shane.....1982-83
Galloway, DeWaine.....1943
Gambie, Dave.....1957
Ganter, Bryan.....1984-87
Garber, Richard.....1922-23, 25
Garcia, Josh.....2002
Garner, Ron.....1971-74
Gassaway, Bill.....1979-82
Gassaway, Dave.....1977
Gaviglio, Sam.....2009-11
Gee, Dennis.....1972
Gentz, Keith.....1970-71
George, Drew.....2007-08
Gerber, Joe.....1997-2000
Gianotti, Mike.....1977-78
Gibbs, Blake.....2009-10
Gill, Levi.....2001
Gill, Whitney.....1919-21
Gillespie, Cole.....2004-06
Gipson, Ryan.....2005-06
Gits, Mike.....1999
Glaisyer, Harold.....1913
Gleason, Tim.....1968-69
Goble, Roy.....1913-16
Goedhard, Alex.....1952
Gonzalez, Ramon.....1974-75
Gonzalez, Rick.....1977-78
Goodbrod, Pete.....1950-52
Goodell, Ryan.....1969-70
Gordon, Max.....2011-13
Gordon, Zach.....2000-01
Gorman, Mike.....1979-82
Gorton, Ryan.....2009-12
Gott, Rod.....1999-2000
Graham, Tyler.....2003-06
Gray, Joe.....1936, 38
Grayson, Buck.....1929-31
Grbavac, Mark.....2006-09
Gregg, Mitch.....1995-96
Gressler, Todd.....1987-88
Groce, Jack.....1912-13
Grove, Jim.....1979-82
Guidotti, Al.....1954-56
Gunderson, Kevin.....2004-06
Gunderson, Matt.....1996
Gurley, Wayne.....1918-19
Gustafson, Carl.....1947-49



**H**

Hafenfeld, Bernard	1926-27, 29
Hahn, Brent	1989
Hamilton, Gary	1983-86
Hammer, Kenneth	1928, 31
Hansen, Gene	1947
Hansen, Paul	1998-2000
Hardie, Tim	1993
Hardin, Scott	1994-95
Harle, Warren	1957
Harper, Rich	1975-78
Harper, Bill	1948-50
Hartman, Tex	1919-21
Hartley, Eugene	1925-26
Hass, Mike	2004
Haugen, Troy	1987-89
Hayes, Brandon	2008-10
Hayes, Danny	2010-13
Hayes, Kevin	1978
Hays, Craig	1999-2002
Hays, Stan	1953
Hayward, Dave	1961-63
Hearing, Mike	1979
Hedges, Drew	1997-2000
Heinrich, Ryan	1993-94
Helbig, Dwane	1952
Hellar, Derek	1985
Hendrix, Jeff	2013
Heniges, David	1966
Henkle, Lynn	1911
Henzel, Dick	1929-31
Hernandez, Matt	2004
Heyden, Derek	1987-89
Hibbard, George	1933-35
Hilliard, Gene	1961-63
Hilts, Ryan	1996
Hobbs, Tom	1964-66
Hodgens, Blain	1927
Holbrook, Rob	1979-82
Hollenbeck, Bob	1934
Holmquist, Dewey	1922-23
Hooker, Kevin	1991-93, 95
Hopkins, Chris	2007-08
Hopkins, Jeff	1989-90
Hopp, Don	1952
Horton, Mervin	1909-10
Houck, Cub	1951-52
Houdek, Otto	1937-38
Housely, Scott	1977
Howard, Josh	2001
Howard, Kelly	1978
Howell, Ryan	2012-13
Hubbard, Clyde	1918-21
Hudson, Will	2000-02
Hughes, Emmet	1920-21
Hughes, Harley	1924
Hughes, Henry	1932
Hulstrom, Bryce	1984-86
Humphrey, Jack	1966-67
Hunsinger, Al	1980-81
Hunt, Tom	1955-57
Hunter, Randy	1991-93
Hutt, Lester	1912-15
Hurley, Kim	1975-76

**I**

Ingram, Bryan	1999-2001
Ira, Cecil	1961-63

**J**

Jackson, Brandon	2013
Jackson, Bruce	1972-74
Jackson, Mark	2003
Jackson, Stephen	1995-96
Jansen, Joey	2013
Jarvis, Andy	2000-03
Jarvis, Jim	1964-65
Jenkins, Andy	2004-05
Jenks, James	1926-27
Jenks, James	1953
Jennette, Keith	2010
Jensen, Karl	1931-33



Jordan Lennerton

Johnson, Art	1924-25
Johnson, Ben	1989-89
Johnson, Chris	1968-69
Johnson, Don	1932
Johnson, Jerry	1968-70
Johnson, Ken	1943
Johnson, Lindsey	1981-84
Johnson, Syl	1955, 57
Johnson, Thad	2000-01
Johnston, Danny	1951-53
Johnston, Dean	1936
Johnston, Paul	1941
Jones, Dylan	2010-11
Jones, James	1976-77
Jones, Johnny	1976-77
Jones, Tom	1966-68
Joslyn, Kevin	2004-05
Jurgenson, Greg	1972-74

**K**

Kahalehoe, Koa	2006-09
Kaiser, Bob	1965-67
Kaleikilo, Chris	1990
Kalibak, William	1936-37
Kappel, Rudy	1937
Kasberger, Joe	1920-22
Keck, Mike	1970
Keck, Walter	1909-11
Keema, Bud	1931-33
Keene, Lawrence	1909-11
Keene, Spec	1919-21
Keema, Bud	1931-33
Keim, Greg	2006-07
Keitzman, Blake	2007-08
Keller, Josh	2007-08
Keudell, Ron	1982
Keyes, Kavin	2011-13
Kidd, Brad	2008-09
Kirchem, Herb	1979
Kirchner, Walt	1943, 47-48
Kissner, Tim	1993-94
Kline, Ty	2002-03
Klug, Scott	1985-86
Kluss, Dennis	1986
Knight, Brooke	1992-94
Knotts, Aaron	1995
Kohler, Dick	1946-48
Kolkowski, Bruno	1934-35
Koller, Jon	2003, 05-06
Krafve, Keith	1983-86
Krafve, Ralph	1950-51
Kramien, Lionel	1922
Krueger, Dutch	1918
Kruger, Pete	1947
Kunda, Chris	2003-06
Kunz, Eddie	2005-07

**L**

Lake, Rob	1997
Lakowske, Joey	2007
Lambert, Tim	1985-88
Landrum, Ken	1974-75
Lankow, Geof	1966
Larson, Barry	1993-94
Laybourn, Greg	2006
Lebeck, Greg	1969-71

Leberge, Kevin	1975-76
Lechelt, Lonnie	2005-08
Ledbetter, Todd	1988-89
Ledesma, Joey	2005
Lee, Terry	1968-70
Lehrer, Al	1962-63
Lennerton, Jordan	2007-08
Leone, Mike	1996-97
Leovich, John	1940
Lewis, Fred	1938-39
Lipe, Ryan	1995-98
Lissman, Mike	2004-07
Lodell, Carl	1918-20
Loffer, Jesse	1940
Logan, John	1926, 28
Long, Dave	1962-63
Looff, Hans	1913-16
Looney, H.B.	1908
Lotti, Logan	2009
Lovejoy, Dan	1955-57
Lovinger, Eric	1992, 94-96
Luby, Dan	1957-59
Lucas, Ron	1965-67
Lundberg, Roy	1932
Lunde, Ray	1958-60
Luster, Corey	1990-92
Lyons, Steve	1979-81

**M**

MacRae, Elwin	1941-42
Mack, Joe	1930-32
Mack, John	1943, 47-49
Maddux, Walt	1983-84
Mallinak, Mel	1985-86
Malloy, Marc	1991, 94-95
Maple, Howard	1927-29
Marrett, Charles	1928
Markham, Terry	1964-65
Marquardt, A.J.	1993-94
Marsden, Wallace	1933
Martin, Bob	1970
Martinez, Bill	1974-77
Martinez, Paul	2013
Masewicz, Brian	1995-96
Mason, Don	1969
Mason, Ellis	1937-38
Mason, Grimm	1958-59, 61
Mathews, Aaron	2002-04
Mathews, Joey	2012-13
Maxwell, Anton	2005-07
McBride, Jason	2001-02
McCarthy, Craig	1990-91
McCluskey, Bill	1942-43
McCormick, Jake	2004-07
McCowan, Joel	1972-74
McDonald, Ryan	1996-97
McEwan, Jim	1935
McFaddan, Dave	1957
McFeely, Shea	2004-06
McGrew, Ben	2002
McKenna, Hugh	1921-23
McKennon, Russell	1928, 30-31
McKinney, Earl	1938-39
McLemore, Mark	2000-02
McMullen, Ian	2002-03

McNair, Bob	1978-80
McMillan, Anthony	1913
Meier, Gail	1973-76
Meiwes, Pat	1991-92, 94-95
Mellinger, Brad	2003
Mencas, Val	1995, 97-98
Mendenhall, Frank	1922
Merrill, Zadoc	1974-76
Merryman, Art	1936-37
Messman, Joe	1997
Meyer, Bill	1937-39
Miller, Cecil	1919-21
Miller, Doug	1970-72
Miller, Jerry	1976-78
Miller, Michael	2008-11
Mitchell, Jed	1999, 2001
Mitola, Dan	1933-35
Mohler, Lynn	1955
Montgomery, Sam	2012
Mooney, Bryce	2008
Moore, Andrew	2013
Moore, C.L.	1907
Moore, Gary	1958-60
Moore, Harry	1908
Moore, Jeff	1987-88
Moore, Otto	1908-11
Moreland, Julius	1913-14
Morgan, Walter	1914-16
Morrison, Scott	1992-95
Mouw, Rob	1987-88
Moye, Rene	1959
Muench, Gregg	1982-83
Munich, Billy	2003-05
Murray, C.S.	1907
Myers, Jason	1993-94
Myers, Jeffrey	1982-84
Myhre, Joe	1974-75

**N**

Nash, Garrett	2008, 2011
Naylor, Mike	1970
Neal, Travis	1983-84
Negri, Frank	1957
Neitzel, R.A.	1988-90
Nelson, Ed	1950-52
Nelson, Scott	2003-05
Newell, Mark	1996-97, 99-2000
Newman, Chris	1980, 83
Nicholson, Scott	2000-01
Nickerson, Jonah	2004-06
Nielson, Ken	1989
Nightengale, Fred	1929-30
Niles, Mark	1979
Noble, Ken	1975-78
Noel, John	1971-74
Noonan, Val	1921-23
Norris, Jared	2009-11
Nygren, James	2008-11

**O**

O'Neill, Dan	1982-84
Oberst, Ray	1943, 47-48
Odering, Bill	1959-61
Ogata, Jason	2007-08
Oliphant, Jeff	1981
Olsen, E.C.	1918
Olson, Steve	1963
Orell, Bernard	1937-38
Ortiz, Ryan	2007-09
Osich, Josh	2008-09, 2011
Ostmo, Erik	1989-90
Otis, Jeff	1986-89

**P**

Pacziesniak, Mark	1971
Paine, Fred	1957
Painton, Tyler	2013
Palfrey, Ernest	1919-20, 22
Parisotto, John	1966
Parkinson, Robert	1923
Paterson, Joe	2006-07





Patterson, Leonard.....1938-39
Paul, Mike.....1974, 76-77
Paust, Ashley.....1928
Payne, Chris.....1985-88
Pearce, Lowell.....1955-56, 58
Pearson, Dan.....1978-79
Pearson, John.....1971
Peavey, Greg.....2008-10
Pederson, Doug.....1941-42
Pederson, Twink.....1956-58
Pegnam, John.....1993
Pendergrass, F.R.....1907
Pendley, Nathan.....2003-04
Pennell, Lee.....1929-31
Percell, Brody.....1995-98
Perry, Glen.....1922-24
Perry, Tony.....1969-70
Peters, Frank.....1963-64
Peters, Norm.....1940-42
Petersen, Larry.....1960-62
Peterson, Andy.....2013
Peterson, Robert.....1932
Petrella, Albert.....1938
Petroni, Carlo.....1959-61
Phillips, Jim.....1956, 58
Phillips, Lige.....1909,12
Piesker, Jarak.....1979-80
Pietsch, Seth.....2001-03
Pine, Chris.....1996-98
Pinion, Jack.....1954
Pinion, Paul.....1989
Plante, Rich.....1974
Plato, Bruce.....1977-78
Poff, Ray.....1908-11
Pomeranke, Gary.....1972-73
Post, Jeff.....1989-92
Postlewait, Jake.....2001-04
Powell, James.....1967-69
Poyer, Jordan.....2011
Preston, Edward.....1918
Preston, Robin.....1972
Priseman, Casey.....2005-06

Q

Quayle, Billy.....1927-29
Quesinberry, Bob.....1949
Quinn, Robert.....1924-25
Quiring, Andy.....2010
Quiring, Jake.....2002-03

R

Rainwater, Travis.....1999
Ranstad, Hal.....1998-99
Rasmussen, Boyd.....1933-35
Reardon.....1919
Recueno, Rob.....2003
Reece, Jeff.....1981-83
Reed, Clifford.....1910-11
Reinking, Ed.....1960
Remmell, Art.....1928
Renault, Nick.....2000
Renne, Steve.....1967-70
Reser, Zack.....2012-13
Reyes, Jorge.....2007-09
Reynolds, Kerisi.....2001-03
Rhoderick, Kevin.....2008-10
Rice, Lance.....1985-88
Rich, Larry.....1968-70
Richards, Harry.....1946-49
Richie, Paul.....2001-04
Richter, Gary.....1977-79
Rickson, Carl.....1918-20
Ridenour, Ryan.....1988
Ridings, Red.....1923-25
Rieben, George.....1909-12
Riley, Mickey.....1980-83
Rippey, Tom.....1922-24
Rittenhouse, James.....1933
Robbins, Orlie.....1926
Robertson, Daniel.....2008
Robles, Tanner.....2008-10
Rodriguez, Carlos.....2012
Rodriguez, Jake.....2011-13

Roelandt, Frank.....1943, 47-49
Romero, Stefan.....2009-10
Rooper, John.....1907-08
Rothstrom, Ray.....1953-54
Rowe, Ben.....2001-04
Rowe, Bill.....2006
Rowe, Mike.....1978
Rowe, Pete.....1974-77
Rowe, Rob.....1972
Rudolph, Steve.....1976-79
Rudzik, Bill.....1959-60
Ruggles, Jim.....1952-55
Rullif, Nick.....2012-13
Rumrey, K.C.....1999
Runyon, J.R.....2002
Rushing, John.....1984-85

S

Sallee, Eric.....1978
Sakamoto, Jeff.....1999
Sanders, Jared.....2002-04
Sanders, Paul.....1990-91
Sanders, Scott.....1988-90
Santos, Adalberto.....2009-10
Santschi, Scott.....2006-07
Sauvain, Chuck.....1946-49
Schader, Troy.....1997-99
Scheckla, Rod.....1987-88
Schimmel, Jack.....1946
Schlottman, Charlie.....1975-77
Schmidt, David.....1994-96
Schneider, Bob.....1932
Schofield, Travis.....1990
Schoppe, David.....1989-91
Schroeder, Chad.....2004
Schulmerich, Wes.....1925-27
Schultz, John.....1992-94
Schultz, Scott.....2011-13
Schulze, Harry.....1946-47
Schwab, Arland.....1938-40
Scott, Monte.....1977
Seeley, Blossom.....1915-16
Seibert, Emil.....1919-20
Selberg, Eric.....1966-67
Shade, Jack.....1922
Shaffer, Mark.....1987-88
Shaw, Clayton.....1939-41
Shaw, James.....1912-14
Shaw, Pat.....1980-82
Shelton, Todd.....2005
Shields, Ian.....1990, 92
Shirtcliff, Bud.....1951-53
Shoup, Tom.....1968-70
Shupe, Max.....2009
Siebert, Emil.....1918
Sieberts, Ade.....1914-16
Siemons, Holly.....1911
Sigrist, John.....1924-26
Simas, Tom.....1974-75
Simas, Warren.....1942, 47
Simmons, David.....1977-78
Sims, Rod.....1938-40
Sinclair, Free.....1914
Sipple, John.....1984-86, 88
Sitton, Kraig.....2008-10
Skeen, Scott.....1997
Skoog, Jim.....1965-67
Skriver, Larry.....1971-74
Smith, Mason.....1991-94
Smith, Simeon.....1913-15
Smith, Steve.....1981-83
Smith, Tyler.....2010-13
Snelling, Allen.....1992-95
Snyder, Ray.....1949-50
Sogard, Alex.....2007
Soller, Fred.....1937-39
Solomon, Dale.....2007-08
South, Veeder.....1963-65
Specht, Lyle.....1940-41
Sprick, Jack.....1946
Stahl, Doug.....1962-64
Stamps, Brian.....2011
Stark, Eric.....1998-2001
Starr, Taylor.....2008-09, 12-13

Steele, Kurt.....2003-05
Stephenson, Jack.....1952, 54-55
Stevens, Pat.....2001-02
Stevens, Ron.....1963
Stiltner, Nick.....2009-10
Stolz, Bob.....1950
Stone, Bryan.....2004
Stranberg, Jason.....1996-98
Straub, Dennis.....1962-64
Street, Andy.....1923
Strode, Brett.....1999
Strode, Don.....1942
Strutton, Mike.....1983-84
Sturgeon, Chris.....1994-96
Stutes, Mike.....2006-08
Stykel, Don.....1998-2000
Sullivan, John.....1923-25
Summerfield, Darryl.....1966-68
Summers, Chris.....1991
Summers, Stan.....1920-21
Supple, Joe.....1914, 16
Susac, Andrew.....2010-11
Swango, Wayne.....1964-66
Swann, Claude.....1907-08
Swedberg, Steve.....1971-73
Swinburnson, Tyler.....1995, 97
Syverson, Dain.....1982-84

T

Taggart, Lawrence.....1922
Takami, Ralph.....1937-39
Talcott, Chris.....1986-88
Tansell, Gene.....1949-51
Tanselli, Lou.....1979-81
Taroli, Ray.....1971-74
Tasto, Dutch.....1921-23
Taylor, Donald.....1951
Tebb, Fred.....1924-25
Tema, Bryan.....1986-87
TenPas, Kane.....2001-03
Terrell, James.....1983-85
Thomas, Todd.....1980-83
Thomas, John.....1951-53
Thurman, Mike.....1992-94
Tommasini, John.....2008-10, 12
Torsion, Jim.....1928-30
Tower, Denny.....1966-68
Tracey, Tom.....1967-68
Trask, Rod.....1964-65
Tuck, Jeff.....1995-96
Turk, Joe.....1911
Turpen, Daniel.....2005-07

U

Umamoto, Robert.....1972-73
Underriner, Dave.....1979

V

Vanderbundt, Skip.....1967
Vazquez, Abino.....1996-97
Vermillion, Tyson.....1996-97
Versluis, Pat.....1999
Vladic, Larry.....1987-88, 90-91

W

Wagner, Bill.....1959-61
Wagner, Fred.....1930
Wagner, Geoff.....2005-06
Wagner, Heinie.....1924
Wakeland, Chris.....1995-96
Waldron, Tyler.....2009-10
Walker, Larry.....1958
Wallace, John.....2006-09
Walters, Red.....1912
Ward, Dallas.....1925, 27
Ward, Thomas.....1933, 35
Warren, Brent.....2009-10
Watts, Brent.....1993-94
Webber, Levi.....2001-03
Weber, Tass.....1933-34
Webster, Bob.....1979-80

Wegner, Lou.....1946-47, 49
Weide, Karl.....1966, 69
Weimer, Elmer.....1943
Weller, Theodore.....1913-16
Wellman, Norb.....1952-54
Wells, Braden.....2007-08
West, Ken.....1980-81, 83
Wetzler, Ben.....2011-13
Wheeler, Todd.....1981-82
Wheeling, Mark.....1995
White, Don.....1950-52
Whitelaw, John.....1959-60
Wiggins, Dave.....1970-71
Wilkerson, Riley.....2012
Wilkins, Chris.....2000-01
Wilkins, Steve.....1975-76
Williams, William.....1914-16
Williams, David.....1989-92
Williams, Gene.....1940, 42
Williams, Kevin.....1977
Williams, Paul.....2001
Williams, Quinn.....1983-86
Williams, Steven.....1977
Willkie, Corrie.....1998-99
Wilson, Dick.....1954-56
Wilson, Jim.....1980-82
Wilson, Lloyd.....1969-71
Wintermute, Ira.....1936
Winters, Glen.....1926-27
Wirth, Tim.....1987
Withrow, Jim.....1954
Woerner, Jack.....1934-36
Wolff, Carl.....1907,11
Wong, Joey.....2007-09
Wood, Carlton.....1928-30
Woodard, Jack.....1933
Woodard, Walter.....1931-32
Woodward, Woody.....1923, 25
Worthley, Norman.....1935-36
Wray, Corky.....2000-01
Wray, Doug.....1955
Wright, Oran.....1939
Wright, Willard.....1938
Wynne, Richard.....1924-25

Y

Yanzick, Zane.....2013
Yonemitsu, Jon.....1990-93
Younce, Earl.....1937-38
Younce, Len.....1940-41
Young, Richard.....1923-25
Yunker, Jason.....1987-88

Z

Zarbinsky, Ron.....1957

Honorary

Halbrook, Scott.....1982