 MEN'S BASKETBALL 2010-2011



I AM ORANGE.



# TABLE OF CONTENTS

## Media Information

Table of Contents.....	1
Quick Facts.....	1
2010-11 Roster.....	2
TV/Radio Roster.....	3
Media Information.....	4
Mike Parker.....	4
Opponent Information.....	5
Local Media Information.....	5
Dr. Edward Ray.....	6
Oregon State University.....	6
Gill Coliseum.....	7
Oregon State Traditions.....	7
Bob De Carolis.....	8
Administration.....	9

## Player Profiles

Angus Brandt.....	10
Joe Burton.....	11
Jared Cunningham.....	12
Daniel Deane.....	13
Calvin Haynes.....	14
Omari Johnson.....	15
Kevin McShane.....	16
Lathen Wallace.....	17
Chris Brown.....	18
Devon Collier.....	18

Daniel Jones.....	19
Eric Moreland.....	19
Rhys Murphy.....	20
Roberto Nelson.....	20
Ahmad Starks.....	21

## Coaching Staff

Craig Robinson.....	22-23
Doug Stewart.....	24
Nate Pomeday.....	25
David Grace.....	26
Support Staff.....	27

## 2009-10 Season

Results.....	28
Individual Statistics.....	29
Miscellaneous Statistics.....	30

## Records

Scoring.....	31-32
Field Goals.....	33
Three-Pointers.....	34
Free Throws.....	35
Rebounds.....	36
Assists.....	37
Blocked Shots.....	38
Steals.....	39

Participation.....	40
Double-Doubles.....	41
Miscellaneous.....	41
Team Single Game.....	42
Opponent Single Game.....	42
Coaching Records.....	42
Gill Coliseum Records.....	43
Annual Statistical Leaders.....	44-45
Annual Team Statistics.....	46
Oregon State In The Polls.....	47
Streaks.....	47

## Yearly Results

Annual Win-Loss Record.....	48-49
Year-by-Year Results.....	50-60
Opponent Series Results.....	61-66

## Postseason

Results.....	67
Records.....	68
NCAA Tournament Recaps.....	69-70
Pac-10 Tournament Recaps.....	71

## Oregon State History

All-Time Player List.....	72-74
Honors and Awards.....	75-76
NBA Draft and Honors.....	77

# OREGON STATE QUICK FACTS

Location.....	Corvallis, Ore.
Founded.....	1868
Enrollment.....	20,100
Nickname.....	Beavers
Colors.....	Orange and Black
Conference.....	Pacific-10
President.....	Dr. Edward Ray
Athletic Faculty Representative.....	Dr. Joseph Spatafora
Director of Athletics.....	Bob De Carolis
Senior Women's Administrator.....	Marianne Vydra
Athletic Department Phone.....	541-737-2547
Ticket Office Phone.....	800-GO-BEAVS
Home Arena (Capacity).....	Gill Coliseum (10,400)

## Coaching Staff

Head Coach.....	Craig Robinson (3rd year)
Alma Mater.....	Princeton '83
OSU Record.....	32-36 (2 years)
Pac-10 Record.....	15-21 (2 years)
Career Record.....	62-64 (4 years)
Associate Head Coach.....	Doug Stewart (3rd year)
Alma Mater.....	Brown '94
Assistant Coach.....	Nate Pomeday (3rd year)
Alma Mater.....	Northwestern '99
Assistant Coach.....	David Grace (3rd year)
Alma Mater.....	Park '03
Operations Manager.....	Jaimee Kirkpatrick
Basketball Office Phone.....	541-737-2076
Basketball Email.....	jaimee.kirkpatrick@oregonstate.edu

## Team Information

2009-10 Record.....	14-18
2009-10 Conference Record.....	8-10
Conference Finish.....	5th
Starters Returning/Lost.....	2/3
Letterwinners Returning/Lost.....	8/6
Redshirts Returning.....	2
Newcomers.....	5

## History

First Year.....	1901-02
All-Time Record.....	1,608-1,198
All-Time Conference Record.....	739-733
Regular Season Titles.....	21
Last Regular Season Title.....	1990
All-Time Pac-10 Record (since 1978-79).....	262-314
Regular Season Titles.....	5
Last Regular Season Title.....	1990
NCAA Tournament Appearances.....	16
Last NCAA Tournament Appearance.....	1990

## Athletic Communications

Men's Basketball Contact.....	Shawn Schoeffler
Office Phone.....	541-737-8898
Cell Phone.....	541-231-1430
Email.....	shawn.schoeffler@oregonstate.edu
Mailing Address.....	209 Gill Coliseum Corvallis, OR 97331
Press Row Phone.....	541-737-3020

## 2010-11 MEN'S BASKETBALL ALPHABETICAL ROSTER

NO.	PLAYER	POS.	HT.	WT.	YR.	EXP.	HOMETOWN (HIGH SCHOOL/COLLEGE)
12	Angus Brandt	F/C	6-10	237	So.	1L	Sydney, Australia (Blaxland HS)
4	Chris Brown	C	6-11	262	Fr.	HS	Houston, Texas (Oak Hill Academy)
11	Joe Burton	F/C	6-7	280	So.	1L	Soboba, Calif. (West Valley HS)
44	Devon Collier	F	6-7	206	Fr.	HS	Bronx, N.Y. (St. Anthony HS)
1	Jared Cunningham	G	6-4	182	So.	1L	Oakland, Calif. (San Leandro HS)
30	Daniel Deane	F	6-8	246	Sr.*	2L	Park City, Utah (Judge Memorial HS/Utah)
22	Calvin Haynes	G	6-3	188	Sr.	3L	Los Angeles, Calif. (Taft HS)
24	Omari Johnson	F	6-9	220	Sr.	3L	Los Angeles, Calif. (Dorsey HS)
41	Daniel Jones	F/C	6-11	208	Fr.	HS	Orland, Calif. (Hamilton Union HS)
0	Kevin McShane	F	6-9	225	Jr.*	2L	Portland, Ore. (Jesuit HS/Clackamas CC)
15	Eric Moreland	F	6-10	201	Fr.	TR	Missouri City, Texas (Hightower HS/UTEP)
13	Rhys Murphy	F	6-7	195	Fr.*	RS	Sydney, Australia (Barker College Senior School)
55	Roberto Nelson	G	6-3	188	Fr.*	RS	Santa Barbara, Calif. (Santa Barbara HS)
3	Ahmad Starks	G	5-8	153	Fr.	HS	Chicago, Ill. (Whitney Young HS)
34	Lathen Wallace	G	6-3	199	Sr.*	3L	Portland, Ore. (Jefferson HS)

## 2010-11 MEN'S BASKETBALL NUMERICAL ROSTER

NO.	PLAYER	POS.	HT.	WT.	YR.	EXP.	HOMETOWN (HIGH SCHOOL/COLLEGE)
0	Kevin McShane	F	6-9	225	Jr.*	2L	Portland, Ore. (Jesuit HS/Clackamas CC)
1	Jared Cunningham	G	6-4	182	So.	1L	Oakland, Calif. (San Leandro HS)
3	Ahmad Starks	G	5-8	153	Fr.	HS	Chicago, Ill. (Whitney Young HS)
4	Chris Brown	C	6-11	262	Fr.	HS	Houston, Texas (Oak Hill Academy)
11	Joe Burton	F/C	6-7	280	So.	1L	Soboba, Calif. (West Valley HS)
12	Angus Brandt	F/C	6-10	237	So.	1L	Sydney, Australia (Blaxland HS)
13	Rhys Murphy	F	6-7	195	Fr.*	RS	Sydney, Australia (Barker College Senior School)
15	Eric Moreland	F	6-10	201	Fr.	TR	Missouri City, Texas (Hightower HS/UTEP)
22	Calvin Haynes	G	6-3	188	Sr.	3L	Los Angeles, Calif. (Taft HS)
24	Omari Johnson	F	6-9	220	Sr.	3L	Los Angeles, Calif. (Dorsey HS)
30	Daniel Deane	F	6-8	246	Sr.*	2L	Park City, Utah (Judge Memorial HS/Utah)
34	Lathen Wallace	G	6-3	199	Sr.*	3L	Portland, Ore. (Jefferson HS)
41	Daniel Jones	F/C	6-11	208	Fr.	HS	Orland, Calif. (Hamilton Union HS)
44	Devon Collier	F	6-7	206	Fr.	HS	Bronx, N.Y. (St. Anthony HS)
55	Roberto Nelson	G	6-3	188	Fr.*	RS	Santa Barbara, Calif. (Santa Barbara HS)

\* used redshirt year

**HEAD COACH:** Craig Robinson (3rd Year, Princeton, 1983)

**ASSOCIATE HEAD COACH:** Doug Stewart (Brown, 1994)

**ASSISTANT COACHES:** Nate Pomeday (Northwestern, 1999), David Grace (Park, 2003)

**OPERATIONS MANAGER:** Jaimee Kirkpatrick

**ATHLETIC TRAINER:** Tom Fregoso

**STRENGTH & CONDITIONING COACH:** Brendon Ziegler

### PRONUNCIATION GUIDE

Ahmad Starks (a-MOD)


Rhys Murphy (REESE)

Omari Johnson (o-MARE-ee)


Lathen Wallace (LAY-thin)

Devon Collier (DUH-von)


Nate Pomeday (POM-a-DAY)



**#0  
KEVIN McSHANE**  
F • 6-9 • 225 • JR\*  
PORTLAND, ORE.  
JESUIT HS/CLACKAMAS CC




**#1  
JARED CUNNINGHAM**  
G • 6-4 • 182 • SO  
OAKLAND, CALIF.  
SAN LEANDRO HS




**#3  
AHMAD STARKS**  
G • 5-8 • 153 • FR  
CHICAGO, ILL.  
WHITNEY YOUNG HS




**#4  
CHRIS BROWN**  
C • 6-11 • 262 • FR  
HOUSTON, TEXAS  
OAK HILL ACADEMY




**#11  
JOE BURTON**  
F/C • 6-7 • 280 • SO  
SOBOBA, CALIF.  
WEST VALLEY HS




**#12  
ANGUS BRANDT**  
F/C • 6-10 • 237 • SO  
SYDNEY, AUSTRALIA  
BLAXLAND HS




**#13  
RHYS MURPHY**  
F • 6-7 • 195 • FR\*  
SYDNEY, AUSTRALIA  
BARKER COLLEGE SENIOR SCHOOL



**#15  
ERIC MORELAND**  
F • 6-10 • 201 • FR  
MISSOURI CITY, TEXAS  
HIGHTOWER HS/UTEP




**#22  
CALVIN HAYNES**  
G • 6-3 • 188 • SR  
LOS ANGELES, CALIF.  
TAFT HS



**#24  
OMARI JOHNSON**  
F • 6-9 • 220 • SR  
LOS ANGES, CALIF.  
DORSEY HS




**#30  
DANIEL DEANE**  
F • 6-8 • 246 • SR\*  
PARK CITY, UTAH  
JUDGE MEMORIAL HS/UTAH



**#34  
LATHEN WALLACE**  
G • 6-3 • 199 • SR\*  
PORTLAND, ORE.  
JEFFERSON HS



**#41  
DANIEL JONES**  
F/C • 6-11 • 208 • FR  
ORLAND, CALIF.  
HAMILTON UNION HS



**#44  
DEVON COLLIER**  
F • 6-7 • 206 • FR  
BRONX, N.Y.  
ST. ANTHONY HS



**#55  
ROBERTO NELSON**  
G • 6-3 • 188 • FR\*  
SANTA BARBARA, CALIF.  
SANTA BARBARA HS



**CRAIG ROBINSON**  
HEAD COACH  
THIRD YEAR



**DOUG STEWART**  
ASSOCIATE HEAD COACH  
THIRD YEAR



**NATE POMEDAY**  
ASSISTANT COACH  
THIRD YEAR



**DAVID GRACE**  
ASSISTANT COACH  
THIRD YEAR



**JAIMEE KIRKPATRICK**  
OPERATIONS MANAGER  
FOURTH YEAR

# MEDIA INFORMATION

The 2010-11 Oregon State men's basketball media guide is a source of information for the news media. Additional information is available upon request from the Oregon State Athletics Communications Office. News releases and photographs will be made available to accredited members of the media. The OSU Athletics Communications Office is located on the second floor of Gill Coliseum in room 209.

Men's Basketball Media Contact .....	Shawn Schoeffler
Office Phone.....	541-737-8898
Cell Phone .....	541-231-1430
Email.....	shawn.schoeffler@oregonstate.edu
Mailing Address.....	209 Gill Coliseum Corvallis, OR 97331
Press Row Phone .....	541-737-3020

## MEDIA CREDENTIALS

Credentials to cover Oregon State home men's basketball games may be secured by contacting Shawn Schoeffler. Requests should be made at least one week before the requested game. Credentials can be picked up at the OSU Athletics Communications Office in 209 Gill Coliseum or will be left at the will call office at Gill Coliseum on game day.

## INTERVIEW REQUESTS

All interview requests for Oregon State men's basketball coaches and players must be made through Shawn Schoeffler. The best time to interview coaches and players is before or after practice. For interviews that require more time and planning, please make arrangements at least two days in advance.

## PRACTICES

The first 10 minutes of Oregon State men's basketball practices are generally open to the media and public. The media can begin interviewing coaches and players 30 minutes before the scheduled starting practice time. Some practices are closed to the media and some will be open for the entire practice time. Contact Shawn Schoeffler for practice times at least one day before the scheduled practice.

## GAME NOTES

A set of Oregon State game notes will be made available to members of the media prior to each game. To be included on the Oregon State men's basketball email list in order to receive the notes prior to each game, please contact Shawn Schoeffler. Notes will also be available on [www.osubeavers.com](http://www.osubeavers.com).

## GAME-DAY SERVICES

Credentialed media will be allowed entrance to Media Room 15 (located at the basement of Gill Coliseum) two hours prior to tipoff. Pregame notes will be available. The OSU Athletics Communications Office will provide player statistics and a play-by-play summary at halftime and at the end of each game. Coach and player quotes will be transcribed and distributed after each game.

## POSTGAME INTERVIEWS

The Oregon State locker room is closed to the media at all times for home and away games. After home games, Oregon State head coach Craig Robinson and selected players will be escorted to Media Room 15 (located in the basement of Gill Coliseum). The visiting head coach and selected players will be available outside the opponent's locker room at Room 17A (located at the basement of Gill Coliseum). Media should contact the visiting athletics communications director for the team's interview policies.

## PAC-10 TELECONFERENCE

Every Tuesday during the Pac-10 season, all 10 head coaches participate in a weekly teleconference call with the media. Please contact the Pac-10 at 925-932-4411 or Shawn Schoeffler for the schedule and call-in number. A taped replay is also available on [www.pac-10.org](http://www.pac-10.org).

## ON THE INTERNET

For the latest information, including live game coverage, weekly press releases, statistics, game times, rosters and more, go to [www.osubeavers.com](http://www.osubeavers.com). Additional information on the Oregon State men's basketball program can be found on Facebook ([www.facebook.com/oregonstatemb](http://www.facebook.com/oregonstatemb)) and Twitter ([www.twitter.com/oregonstatemb](http://www.twitter.com/oregonstatemb)).

## MEDIA SERVER

A media server containing heads shots and other Oregon State information has been setup. Please contact the OSU Athletics Communications office for instructions on how to access the server.

## BEAVER SPORTS RADIO NETWORK

The Oregon State men's basketball team enjoys one of the finest radio packages in the Pacific-10 Conference. Every Oregon State game is broadcast in Corvallis and Portland as well as other areas around the state of Oregon. The Beavers can also be found on "Joe Radio", KEJO 1240-AM in Corvallis. In Portland, KPAM 860 and its sister-station, KKAD 1550-AM, will air all Oregon State regular season and postseason games. Mike Parker serves as the play-by-play voice of the Oregon State men's basketball team.

## FSN NORTHWEST

FSN Northwest is the regional television partner for Oregon State Athletics and reaches 3.4 million households in the states of Oregon, Washington, Alaska, Idaho and parts of Nevada and Montana. FSN Northwest, which is also available on the Fox College Sports cable and satellite digital tier, airs football, men's and women's basketball and baseball games. FSN Northwest is part of the DIRECTV Sports Networks that reach more than 8.5 million viewers across 17 states.

## BEAVER SPORTS TALK

"Beaver Sports Talk", a weekly statewide call-in show, begins on Tuesday, December 7, and will feature Oregon State men's basketball head coach Craig Robinson and Mike Parker. The show is live from McMenamins Brewpub on Monroe Street in Corvallis and airs on most of the Beaver Sports Radio Network stations and is streamed live on Beaver Nation Online at [www.osubeavers.com](http://www.osubeavers.com).

## BEAVERS ALL-ACCESS

FSN Northwest will again air the popular magazine show on Wednesday nights during the season. The 30-minute show runs for 24 weeks during the academic year and is replayed several times a week. FSN Northwest is part of DirecTV that comprises three regional sports networks that reach more than 8.5 million viewers across 17 states. Through its subsidiaries and affiliated companies in the United States, Brazil, Mexico and other countries in Latin America, DirecTV serves more than 18.4 million households.

## BEAVER NATION ONLINE

The subscription-based site within [www.osubeavers.com](http://www.osubeavers.com) offers exclusive interviews, highlights, webcasts and special features from Oregon State coaches and players during the year. More than 500 videos are added to Beaver Nation Online during the year, including more than 40 live baseball games, game replays, weekly and postgame press conferences, special features, highlights, classic games and much more.

## MIKE PARKER -- "VOICE OF THE BEAVERS"



Mike Parker is entering his 12th season calling Oregon State football, men's basketball and baseball action and has been behind the microphone for some of the school's crowning achievements on the athletic fields. The "Voice of the Beavers" is a 1982 graduate of the University of Oregon with a bachelor's degree in rhetoric and communications. His broadcasting career includes play-by-play for football, basketball and baseball for high school sports in Oregon, beginning in 1977. He was the voice of the Eugene Emeralds (1983-86) minor league baseball club and the Oregon women's basketball program (1983-87). He also was

the play-by-play voice of the AAA Portland Beavers from 1987-92. Parker hosted a show on all-sports KFX Radio from 1990-95 before moving to KEX Radio as host of Sportline and the Fifth Quarter program following Portland Trail Blazers games. Parker has been named the Oregon Sportscaster of the Year five times, including in 2008. Mike and his wife Missy have two daughters, Lydia and Ellie.

# OPPONENT INFORMATION

OPPONENT	GAME DATE	SID	PHONE	EMAIL	WEBSITE
Arizona	Jan. 2/March 3	Richard Paige	(520) 621-4163	rpaige@arizona.edu	www.arizonaathletics.com
Arizona State	Dec. 30/March 5	Doug Tammaro	(480) 965-5799	tammaro@asu.edu	www.thebundevils.cstv.com
California	Jan. 27/Feb. 26	Tim Miguel	(510) 643-9036	tmiguel@berkeley.edu	www.gobears.com
Colorado	Dec. 4	Andrew Green	(303) 492-5626	andrew.green@colorado.edu	www.cubuffs.com
George Washington	Dec. 18	Brad Bower	(202) 994-0339	bbower@gwu.edu	www.gwsports.com
Howard	Nov. 27	Edward Hill	(202) 806-7184	ehill@howard.edu	www.howard-bison.com
Illinois-Chicago	Dec. 22	Brett McWethy	(312) 996-5880	mcwethy@uic.edu	www.uicflames.com
Montana	Dec. 15	Dave Guffey	(406) 243-5402	guffeydb@mso.umt.edu	www.montanagrizzlies.com
Oregon	Jan. 22/Feb. 19	Chris Geraghty	(541) 346-7332	chrisg@uoregon.edu	www.goducks.com
Pac-10 Conference	March 9-12	Dave Hirsch	(925) 932-4411	dhirsch@pac-10.org	www.pac-10.org
Seattle	Nov. 17	Jason Behenna	(206) 296-5915	behennaj@seattleu.edu	www.goseattleu.com
Stanford	Jan. 29/Feb. 24	Brian Risso	(650) 736-9044	brisso@stanford.edu	www.gostanford.cstv.com
Texas-Pan American	Dec. 12	Rebecca Sweat	(956) 665-2205	sweatra@utpa.edu	www.utpabroncs.com
Texas Southern	Nov. 21	Rodney Bush	(713) 313-7603	bushrr@tsu.edu	www.tsu.edu/athletics
UCLA	Jan. 13/Feb. 12	Ryan Finney	(310) 206-6831	rfinney@athletics.ucla.edu	www.uclabruins.cstv.com
UNC Charlotte	Nov. 24	Tom Whitestone	(704) 687-6310	tewhites@unc.edu	www.charlotte49ers.com
USC	Jan. 15/Feb. 10	David Tuttle	(213) 740-3806	davidtut@usc.edu	www.usctrojans.cstv.com
UT-Arlington	Nov. 14	Gregg Elkin	(817) 272-5706	gelkin@uta.edu	www.utamavs.com
Utah Valley	Dec. 1	Clint Burgi	(801) 863-8644	clint.burgi@uvu.edu	www.wolverinegreen.com
Washington	Jan. 8/Feb. 3	Brian Tom	(206) 897-1742	briantom@u.washington.edu	www.gohuskies.cstv.com
Washington State	Jan. 6/Feb. 10	Jessica Schmick	(509) 335-0255	jessica_schmick@wsu.edu	www.wsucougars.cstv.com
Western Oregon	Nov. 9	Danny Barnts	(503) 838-8121	barntsd@wou.edu	www.wouwolves.com

# LOCAL MEDIA INFORMATION

## PRINT

OUTLET	MAILING ADDRESS	CITY	PHONE	CONTACT	EMAIL	WEBSITE
Associated Press	121 SW Salmon, Suite 1450	Portland, OR 97204	(503) 228-2169	Anne Peterson	apeterson@ap.org	www.ap.org
Bend Bulletin	P.O. Box 6020	Bend, OR 97708	(541) 382-1811	Bill Bigelow	bbigelow@bendbulletin.com	www.bendbulletin.com
Coos Bay World	P.O. Box 1840	Coos Bay, OR 97420	(541) 269-1222	John Gunther	jgunther@theworldlink.com	www.theworldlink.com
Corvallis Gazette-Times	600 SW Jefferson	Corvallis, OR 97330	(541) 753-2641	Cliff Kirkpatrick	cliff.kirkpatrick@lee.net	www.gazettetimes.com
The Daily Barometer	Oregon State University	Corvallis, OR 97331	(541) 737-2231	Colin Huber	baro.sports@oregonstate.edu	www.media.barometer.orst.edu
East Oregonian	211 SE Byers	Pendleton, OR 97801	(541) 276-2211	Matt Entrup	mentrup@eastoregonian.com	www.eastoregonian.com
Eugene Register-Guard	P.O. Box 10188	Eugene, OR 97440	(541) 485-1234	Curtis Anderson	curtis.anderson@registerguard.com	www.registerguard.com
Klamath Falls Herald and News	P.O. Box 788	Klamath Falls, OR 97601	(541) 885-4410	Steve Matthies	smatthies@heraldandnews.com	www.heraldandnews.com
Medford Mail Tribune	P.O. Box 1108	Medford, OR 97501	(541) 776-4499	Tim Trower	ttrower@mailtribune.com	www.mailtribune.com
The Oregonian	1320 SW Broadway	Portland, OR 97201	(503) 221-8161	Paul Buker	paulbuker@news.oregonian.com	www.oregonlive.com
Portland Tribune	6605 SE Lake Rd.	Portland, OR 97222	(503) 226-6397	Kerry Eggers	kerryeggers@portlandtribune.com	www.portlandtribune.com
Roseburg News-Review	345 NE Winchester	Roseburg, OR 97470	(541) 672-3321	Tom Eggers	teggers@newsreview.info	www.nrtday.com
Statesman-Journal	280 Church Street	Salem, OR 97308	(503) 399-6700	Gary Horowitz	ghorowit@statesmanjournal.com	www.statesmanjournal.com
Vancouver Columbian	701 W. 8th Street	Vancouver, WA 98660	(360) 694-3391	Greg Jayne	greg.jayne@columbian.com	www.columbian.com

## RADIO

OUTLET	MAILING ADDRESS	CITY	PHONE	CONTACT	EMAIL	WEBSITE
Beaver Sports Radio Network	114 Gill Coliseum	Corvallis, OR 97331	(541) 737-8360	Steve Sullivan	ssullivan@beaversportsproperties.com	www.osubeavers.com
KPAM (860)	6605 SE Lake Road	Portland, OR 97222	(503) 223-4321	Ron Callan	rcallan@kpam.com	www.kpam.com
KEJO (1240)	2840 Marion St. SE	Albany, OR 97321	(541) 926-8628	Mike Parker	parker@osubeavers.com	www.kejoam.com
KEX (1190)	4949 SW MacAdam Ave.	Portland, OR 97204	(503) 225-1190	Scott Lynn	scottlynn@clearchannel.com	www.1190kex.com
KFX - The Fan (1080)	0700 SW Bancroft	Portland, OR 97239	(503) 223-1441	Jason Swygard	jswygard@entercom.com	www.kfx.com
KGAL (1580)	P.O. Box 749	Albany, OR 97321	(541) 926-8683	Ted Jenne	ted@kgal.com	www.kgal.com
KXL (750)	0234 SW Bancroft	Portland, OR 97239	(503) 243-7595	Jay Allen	jay.allen@kxl.com	www.kxl.com
95.5 The Game (FM)	0234 SW Bancroft	Portland, OR 97239	(503) 243-7595	Jay Allen	jay.allen@kxl.com	www.955thegame.com

## TELEVISION

OUTLET	MAILING ADDRESS	CITY	PHONE	CONTACT	EMAIL	WEBSITE
KVAL (CBS)	P.O. Box 1313	Eugene, OR 97401	(541) 485-4888	Tom Ward	ward@kval.com	www.kval.com
KATU (ABC)	P.O. Box 2	Portland, OR 97207	(503) 231-4222	Katy Brown	katyb@katu.com	www.katu.com
KBVR (on campus)	Oregon State University	Corvallis, OR 97331	(541) 737-3522	David Johnson	tv.stationmanager@kbvr.com	www.kbvr.com
KDRV (ABC)	P.O. Box 4220	Medford, OR 97501	(541) 773-1212	Chris Breece	wsouthwood@kdrv.com	www.kdrv.com
KEZI (ABC)	P.O. Box 7709	Eugene, OR 97401	(541) 485-5611	Bryansalmond	bryansalmond@kezi.com	www.kezi.com
KGW (NBC)	1501 SW Jefferson	Portland, OR 97201	(800) 288-5498	Joe Becker	jbecker@kgw.com	www.kgw.com
KMTR (NBC)	3825 International Court	Springfield, OR 97477	(541) 746-1600	Darren Fabre	darrenfabre@kmtr.com	www.kmtr.com
KOBI (NBC)	125 Fir Street	Medford, OR 97501	(541) 779-5555	Joe Camarlinghi	jecamarlinghi@kobi5.com	www.localnewscomesfirst.com
KOIN (CBS)	222 SW Columbia Street	Portland, OR 97201	(503) 464-0600	Dan Christopherson	dchristopherson@koin.com	www.koin.com
KPTV (FOX)	14975 NW Greenbrier Parkway	Beaverton, OR 97006	(503) 548-6539	Matt Smith	matthew.smith@kptv.com	www.kptv.com
KTVL (CBS)	P.O. Box 10	Medford, OR 97501	(541) 773-7373	Melissa Enfield	menfield@ktvl.com	www.ktv.com
KTVZ (NBC)	62990 O.B. Riley Road	Bend, OR 97708	(541) 383-2121	Jim Murray	jmurray@ktvz.com	www.ktvz.com

# PRESIDENT DR. EDWARD RAY



Dr. Edward J. Ray assumed the position of Oregon State University's President on July 31, 2003. Prior to coming to Oregon State, Ray was executive vice president and provost of The Ohio State University.

Under his leadership, OSU has completed and updated a visionary campus-wide strategic plan that is serving as the framework for the university's development in profound and historic ways. Annual research awards and contracts have increased almost \$100 million at Oregon State to \$252 million since Dr. Ray's arrival. President Ray has partnered with the OSU Foundation to launch the university's first comprehensive fundraising campaign. The quiet phase of

the campaign began in July, 2004 and the public phase launched in October, 2007 with a goal of \$625 million. By September, 2009 the campaign total reached \$531 million, including \$84 million for scholarships and fellowships, 28 newly endowed faculty positions, and funding for key scientific and learning facilities as the Kelley Engineering Center and the Lois Bates Acheson Veterinary Teaching Hospital, Kearney Hall, the Hallie Ford Center for Healthy Children and Families, The Linus Pauling Science Center and the Student Success Center. The campaign is scheduled to end June 30, 2011.

Mindful of OSU's commitment to the people of Oregon, Dr. Ray has overseen the expansion of dual-enrollment agreements to all 17 of the state's community colleges, making it easier for students to complete four-year degrees. He has also taken a leadership role in fostering a more seamless P-20 system, working with area school superintendents, community college leaders and university

## OREGON STATE UNIVERSITY

Oregon State is a leading research university located in one of the safest, smartest, greenest small cities in the nation. Situated 90 miles south of Portland, and an hour from the Cascades or the Pacific Coast, Corvallis is the perfect home base for exploring Oregon's natural wonders.

Oregon State University has always been a place with a purpose — making a positive difference in quality of life, natural resources and economic prosperity in Oregon and beyond. Through discovery, innovation and application, we are meeting challenges, solving problems and turning ideas into reality.

Founded in 1868, Oregon State is the state's Land Grant university and is one of only two universities in the U.S. to have Sea Grant, Space Grant and Sun Grant designations. Oregon State is also the only university in Oregon to have earned the Carnegie Foundation's top designation, awarded to institutions with "very high research activity."

As Oregon's largest public research university, with a record \$252 million in research funding in 2008-09, Oregon State's impact reaches across the state and beyond. With 12 colleges, 15 Agricultural Experiment Stations, 35 county Extension offices, the Hatfield Marine Sciences Center in Newport and OSU-Cascades Campus in Bend, Oregon State has a presence in every one of Oregon's 36 counties, with a statewide economic footprint of \$1.5 billion.

Oregon State welcomes a diverse student body of nearly 22,000 students from across Oregon, all 50 states and more than 80 countries. They can choose from more than 200 undergraduate and more than 80 graduate degree programs, including over 20 degrees offered online. Oregon State increasingly attracts high-achieving students, with nationally recognized programs in areas such as conservation biology, agricultural sciences, nuclear engineering, forestry, fisheries and wildlife management, community health, pharmacy and zoology.

colleagues to strengthen institutional connections and enhance the student experience. Dr. Ray, a member of the NCAA executive committee, has also helped to usher in a new era of partnership and cooperation between Oregon's public universities.

Dr. Ray was a member of the economics faculty at Ohio State from 1970-2003, serving as economics department chair from 1976 to 1992. He served as an associate provost from May 1992 until May 1993, senior vice provost and chief information officer from 1993-1998, and executive vice president and provost from 1998-2003.

His research interests include the history of protectionism in the United States, the determinants of U.S. foreign direct investment and foreign direct investment in the United States, the structure of tariff and non tariff trade barriers in the United States and abroad and the adoption of Social Security. His work has been published in *The American Economic Review*, *The Journal of Political Economy*, *The Quarterly Journal of Economics*, *The Review of Economic Studies*, *The review of Economics and Statistics*, and other leading journals. He has co-authored a principles text, and his book, "U. S. Protectionism and the World Debt Crisis" was published by Quorum Press in 1989.


Dr. Ray received his undergraduate degree in mathematics from Queens College (CUNY) in June 1966, graduating cum laude and Phi Beta Kappa. He earned his master's in economics from Stanford University in 1969 and his doctorate in economics from Stanford in June 1971.

Before becoming first lady at Oregon State, his wife Beth worked as a practicing attorney, taught business law courses as a faculty member in the Department of Finance at Ohio State University and most recently was a counselor and assistant dean in the College of Arts and Sciences at Ohio State. They have three children and three grandchildren.

Oregon State also ranks high in sustainability, fourth among universities nationwide for using renewable energy and first in the Pac-10 Conference. And our students literally help power the university: 22 exercise machines at Dixon Recreation Center are connected to the grid.

The 400-acre main campus in Corvallis includes a Historic District, making Oregon State one of only a handful of U.S. university campuses listed on the National Register of Historic Places. The district includes such icons as Weatherford Hall, the Memorial Union and Benton Hall, the oldest building on campus.

Oregon State is located in Corvallis, a vibrant college town of 53,000 in the heart of Western Oregon's Willamette Valley. Corvallis consistently ranks among the best and safest cities to live in the U.S., as well as among the most environmentally responsible.



# GILL COLISEUM

Legendary Gill Coliseum is the home of the Oregon State men's basketball, women's basketball, women's gymnastics, wrestling and volleyball teams. The arena can handle crowds of 10,400 for competitions on Ralph Miller Court, and the building also includes an equipment center, locker rooms and offices for the athletic department and its teams.

Named after the late Slats Gill, who was Oregon State's head men's basketball coach for 36 years, the Coliseum is an excellent facility spanning more than an acre.

Gill Coliseum was recently renovated with improvements totaling more than \$3.5 million. The renovation included sandblasting, sealing and painting the exterior shell and new exterior windows and doors. Additionally, an elevator has been installed to increase access for students and fans with disabilities.

Gill Coliseum also has a state-of-the-art sports medicine center, located on the lower level, that provides leading-edge injury prevention and rehabilitation services. The center includes cardiovascular equipment and improved training facilities.

The renovation project also upgraded Gill's locker rooms. While a new men's basketball locker room was already completed, a new women's basketball locker room and improvements have been made to the volleyball and soccer locker rooms.



With the improvements, Gill Coliseum continues to be an integral part of the heritage of Oregon State athletics. Since its opening, Gill Coliseum has been part of more than 3,000 victories, more than 150 Oregon State All-Americans and more than 25 individual and team titles.

# OREGON STATE TRADITIONS

## NICKNAME -- THE BEAVERS

In the early days of the institution, Oregon State University's athletic teams were known as the Aggies. When orange uniforms replaced the drab sweatshirt gray and tan jerseys, the teams were referred to as the Orangemen. In 1916 the school yearbook was renamed "The Beaver" and the name Beaver became associated with the school. It is believed the press also had some influence in changing the name, particularly L.H. Gregory of The Oregonian newspaper. The name gained instant popularity among alumni and students. The Beaver is the state's official animal.

## THE MASCOT -- BENNY

Benny Beaver was adopted as Oregon State University's mascot in 1952 after the school had a reported three previous mascots. The first mascot in 1893 was a coyote named Jimmie, owned by M.M.H. Kriebel. In 1909, a second mascot appeared on the scene. Dr. John Bell, a Corvallis pastor and former regent of Corvallis when the college was taken over by the state and became Oregon Agricultural College, became the OSU mascot. In the early 1900s, "Doc Bell" was considered to be the varsity football squad's "mascot" because of his steadfast attendance and advising. In 1921 there was an attempt to make a live Beaver, "Bevo", into the school mascot, but with little success.

Benny Beaver, OSU's current mascot, was introduced to the student body by the school's rally squad on September 18, 1952, in an effort to pick up sagging school spirit. "Benny Beaver, the rally squad's candidate for handsomest man in school, has never been on campus before," according to The Barometer (student paper), at the time. "The animal stands six-feet tall, wears vivid orange knickerbockers, a black jersey, and his familiar orange and black rooters lid." Adopted as the official mascot in 1952, Benny Beaver still fires up the crowds at OSU athletic events today.

Benny Beaver, while officially accepted as the school's mascot in 1952, actually can be traced back to the 1940-41 school year. A statue of a beaver named "Benny" appears in the school's yearbook, and later a Barometer sports columnist used the pen name "Benny Beaver."

## TEAM COLORS -- ORANGE & BLACK

Oregon State was known as Corvallis College until the mid 1890s and the school color was navy blue. A faculty committee appointed by school President John Bloss voted to replace blue with orange. Not long after, black was selected by the student body as a background color. A local tailor named J.H. Harris donated black uniforms for the baseball team in this time frame, and it is believed to be where the black color scheme began in athletics, although that is debatable. An article in the local Corvallis Gazette-Times in 1892 describes the use of orange and black in commencement ceremonies, nearly a year prior to orange becoming the official color.

While orange was originally the official color, over the years black has become more universally accepted as one of the official colors. Today, nearly all of OSU accepts black and Pantone 165 orange as the official colors.

## THE FIGHT SONG

*OSU our hats are off to you,  
Beavers, Beavers, fighters thru and thru,  
We'll cheer thru-out the land,  
We'll root for every stand,  
That's made for old OSU.  
Watch our team go tearing down the field;  
Those of iron, their strength will never yield.  
Hail! Hail! Hail! Hail!  
Hail to old OSU*



# DIRECTOR OF ATHLETICS BOB DE CAROLIS



Director of Athletics Bob De Carolis was appointed to his current position on Aug. 28, 2002 by then OSU President Dr. Paul Risser and has since led the Beavers to unprecedented success on and off the fields of play. The popular De Carolis, who was selected the 2010 Football Bowl Subdivision West Region Under Armour Athletic Director of the Year by his peers, signed a five-year contract extension in May of 2006 that takes him through June 30, 2011.

De Carolis originally joined the OSU staff on April 20, 1998 as associate athletic director of internal operations; he was promoted to senior associate athletic director on July 1,

1999. Prior to coming to Oregon State, he spent 19 years on the athletic department staff at the University of Michigan.

Since arriving at OSU, De Carolis has developed and executed the financial recovery plan that helped the Department of Athletics eliminate a \$12.5 million accumulated deficit and grow the overall budget by more than \$25 million. At the same time, the department was able to not only maintain competitive teams, but also had its first winning football season in nearly three decades, its first winning men's basketball campaign in 15 years, the softball program made its first appearance in the College World Series and the baseball team competed in the College World Series for the first time in over five decades – capturing the 2006 and 2007 national championships. With him in a leadership role, the football program has played in nine bowl games, men's basketball captured the College Basketball Invitational (2009), gymnastics has competed in the national championships five straight years and overall 16 of the 17 intercollegiate programs sponsored by OSU have participated in postseason.

De Carolis has been responsible for hiring some of the most high profile coaches in OSU history, including Mike Riley (football), former U.S. Olympic coach Taras Liskevych (volleyball), three-time NCAA Coach of the Year Jim Zalesky (wrestling), Craig Robinson (men's basketball), Kelly Sullivan (women's track/cross country), Larry Liebowitz (women's swimming), Linus Rhode (women's soccer), Steve Todd (men's rowing), Emily Ford (women's rowing) and most recently Steve Simmons (men's soccer), Scott Rueck (women's basketball) and Jon Reehoorn (men's golf).

It's not all about wins, losses or new facilities; De Carolis has stressed the importance of being a total student-athlete and being a part of the community. With his leadership, nearly 50 percent of the entire athletic roster sports a cumulative GPA of 3.00 or higher. Community service hours have increased nearly 300 percent during his tenure and contributions for scholarships to the Beaver Athletic Student Fund have increased \$6 million to over \$11 million.

He spearheaded the feasibility study for a plan that has expanded and renovated Reser Stadium to its current capacity of nearly 46,000. Improvements at the Stadium since the beginning of 2005 have included a new east side structure that houses some of the best amenities in all of college football, construction of the largest video board in the Pac-10 (as of 2007 season) and new seating in the south end zone. In all, approximately \$115 million in improvements to the football facility alone has enabled "Beaver Nation" to create one of the best home field advantages in the nation. Beaver fans have responded with record ticket purchases.

The latest addition to the OSU facilities landscape is the Sports Performance Center (included in the Reser Stadium improvements). The new building, adjacent to legendary Gill Coliseum, houses a 17,000-square foot strength training area and a 7,000-square foot wrestling practice facility. In 2009 Gill Coliseum underwent a \$4 million exterior improvement project, in addition to the construction of a \$4 million sports medicine facility and women's basketball locker room. The Valley Football Center is also undergoing a remodeling project that will create a student-athlete lounge.

In addition to the latest projects, De Carolis has also managed the recent completion of the home of the two-time national champion baseball team – Goss Stadium at Coleman Field. During his tenure the Merritt Truax Indoor Center and the OSU Softball Complex have been constructed, and the Tommy Prothro Football Complex and several locker rooms were renovated.

De Carolis' fundraising goals continue for the upcoming academic year and beyond. Current projects in development include a \$16 million Student Academic Success Center that will be shared with the entire OSU campus, construction of a \$15 million practice facility for the basketball and volleyball teams, a \$2.5 million rowing facility on the banks of the Willamette River and a \$4 million track and field complex.

De Carolis is also actively involved in national and conference level committees just having completed a stint as chair of the conference television committee, former chair of the conference budget and finance committee, and currently serves on the bowl committee. At the NCAA level he is a member of the Student-Athlete Benefits and Financial Aid Cabinet, the Football Bowl Subdivision Issues Committee, and is a former member of the prestigious Management Council (MANCO).

He started his Michigan career in 1979 as an administrative assistant. He was promoted to assistant business manager in 1980; at the same time, he was also named the head softball coach. De Carolis was Michigan's softball coach from 1980 to 1984 and his Wolverines had a third-place finish at the AIAW national championships.

De Carolis was promoted from assistant business manager to business manager in 1983; in 1987 to assistant athletic director for business; in 1990 to associate athletic director for internal operations; in 1994 to senior director for financial operations; in 1996 to senior associate athletic director and became responsible for all athletic facilities and venues at Michigan

Under his leadership as senior director for financial operations, De Carolis led negotiations with Nike for an all-school contract for athletic shoes and apparel one of the first of its kind in the country. He established a long-term relationship with Pepsi-Cola for beverage rights, to all athletic venues.

De Carolis also spearheaded a "gift brick" donor program for Michigan Stadium, developed a comprehensive capital improvement program and coordinated the development of a master plan for the renovation of Michigan Stadium.

De Carolis is a 1976 graduate of Bloomsburg State College in Bloomsburg, Pa., with a B.S. in business education. He received a Master's of Science degree in sports management in 1979 from the University of Massachusetts. During his undergraduate days at Bloomsburg, he was a two-year letterwinner in football and baseball from 1973-75.

He got his first taste of coaching at Bloomsburg State when he served as an assistant coach in baseball and football from 1976-78.

In the fall of 2008 he was awarded the Harold VanderZwaag distinguished alumnus award from UMass. In the fall of 2009 he was inducted into the Bloomsburg University Hall of Fame.

Bob is married to the former Sandra Taylor and they have three children, daughter Lyndsay, a senior at the University of Michigan, and twin daughters Lauren and Hayley, seniors at Crescent Valley High School in Corvallis.



# ATHLETIC DEPARTMENT ADMINISTRATION



**TODD STANSBURY**  
Executive Senior  
Associate Athletic Director



**DR. JOSEPH SPATAFORA**  
Faculty Athletic  
Representative



**MARIANNE VYDRA**  
Associate Athletic Director  
Senior Women's Administrator



**MATT AREND**  
Associate Athletic Director  
Revenue Department



**BOB CLIFFORD**  
Associate Athletic Director  
Student-Athlete Affairs



**DR. KATE HALISCHAK**  
Associate Athletic Director  
Student-Athlete Academic Affairs



**LINDA JOHNSON**  
Associate Athletic Director  
Life Skills Coordinator



**ALEX PARKER**  
Associate Athletic Director  
Compliance



**MARK SPENCER**  
Associate Athletic Director  
Business Operations



**JOHN CHENEY**  
Assistant Athletic Director  
Facilities & Operations



**STEVE FENK**  
Assistant Athletic Director  
Athletic Communications



**LINDA HURD**  
Assistant Athletic Director  
Director of BASF



**STEVE SULLIVAN**  
General Manager  
Beaver Sports Properties



**BOB WESTLUND**  
Vice President for  
Principal Gifts to Athletics



**CECIL HAIRSTON**  
Director of Ticket Operations



**BEN LITTLE**  
Director of Branding  
and Advertising



**NIKKI PRUETT**  
Director of Marketing  
and Fan Development

# ATHLETIC DEPARTMENT SUPPORT STAFF - BASKETBALL



**DR. RON WOBIG**  
Team Physician



**DR. CRAIG GRAHAM**  
Team Physician




**MALISA HOLLIS**  
Director of  
Video Operations




**MATT RILEY**  
Video Coordinator



**JEFF TAYLOR**  
Video Coordinator



**MIKE STONE**  
Public Address Announcer



# ANGUS BRANDT #12

## Sophomore • Forward/Center • 6-10 • 237 • 1L • Sydney, Australia • Blaxland HS

**2009-10:** Appeared in 26 games as a freshman, starting two ... Averaged 1.1 points, 1.1 rebounds and 9.2 minutes per game ... Made his first career start in the Pac-10 Tournament against Washington (3/11), tying a season-high with six points on 2-of-3 from behind the arc ... Scored six points and registered season-highs with four rebounds and five assists in 23 minutes against South Dakota (11/14).

**PREP SCHOOL:** Attended Lake Forest (Ill.) Academy ... Rated a three-star center by Rivals.com and was ranked as high as the No. 20 center prospect in the nation by the website ... Averaged 15.0 points and 10.0 rebounds as a senior ... Coached by Matt Vaughn ... Played club basketball with the Chicago Elite and made the finals of the Adidas 64 Las Vegas.

**HIGH SCHOOL:** Graduated from Blaxland (Australia) High School ... Led the Springwood Scorchers to the U18 Division Three title in the Sydney Junior Championships in 2006 ... Played Youth League with the Penrith Panthers in 2007 before jumping to State League with the squad in 2008.

**PERSONAL:** Born in Sydney, Australia ... Son of John and Lorraine Brandt ... Has two brothers, Seamus and Louis ... Chose Oregon State because of the "great offense, great coaches and great town" ... Lists drawing and painting as his interests ... Has five nicknames: Ang, Gus, Ango, Beef and Burger ... Majoring in Exercise Sport Science.

### CAREER HIGHS


- Points:** 6, three times, last vs. Washington (3/11/10)
- FG Made:** 3 vs. South Dakota (11/14/09)
- FG Attempted:** 7, two times, last vs. Washington (3/11/10)
- 3-PT Made:** 2 vs. Washington (3/11/10)
- 3-PT Attempted:** 3 vs. Washington (3/11/10)
- FT Made:** 4 vs. Boston (3/17/10)
- FT Attempted:** 5 vs. Boston (3/17/10)
- Rebounds:** 4 vs. South Dakota (11/14/09)
- Assists:** 5 vs. South Dakota (11/14/09)
- Blocked Shots:** 1, five times, last vs. Boston (3/17/10)
- Steals:** 1, seven times, last vs. Washington (3/11/10)
- Minutes:** 23 vs. South Dakota (11/14/09)

### OVERALL CAREER STATISTICS

YEAR	GP	GS	MIN	AVG	TOTAL			3-PTS			FT			REBOUNDS				PF	FO	AST	TO	BLK	STL	PTS	AVG
					FG	FGA	PCT	FG	FGA	PCT	FT	FTA	PCT	OFF	DEF	TOT	AVG								
2009-10	26	2	238	9.2	9	31	.290	3	12	.250	8	12	.667	8	20	28	1.1	33	0	15	22	5	7	29	1.1
<b>TOTAL</b>	<b>26</b>	<b>2</b>	<b>238</b>	<b>9.2</b>	<b>9</b>	<b>31</b>	<b>.290</b>	<b>3</b>	<b>12</b>	<b>.250</b>	<b>8</b>	<b>12</b>	<b>.667</b>	<b>8</b>	<b>20</b>	<b>28</b>	<b>1.1</b>	<b>33</b>	<b>0</b>	<b>15</b>	<b>22</b>	<b>5</b>	<b>7</b>	<b>29</b>	<b>1.1</b>

### PAC-10 CONFERENCE CAREER STATISTICS

YEAR	GP	GS	MIN	AVG	TOTAL			3-PTS			FT			REBOUNDS				PF	FO	AST	TO	BLK	STL	PTS	AVG
					FG	FGA	PCT	FG	FGA	PCT	FT	FTA	PCT	OFF	DEF	TOT	AVG								
2009-10	12	0	41	3.4	0	4	.000	0	1	.000	1	2	.500	5	1	6	0.5	9	0	3	7	0	2	1	0.1
<b>TOTAL</b>	<b>12</b>	<b>0</b>	<b>41</b>	<b>3.4</b>	<b>0</b>	<b>4</b>	<b>.000</b>	<b>0</b>	<b>1</b>	<b>.000</b>	<b>1</b>	<b>2</b>	<b>.500</b>	<b>5</b>	<b>1</b>	<b>6</b>	<b>0.5</b>	<b>9</b>	<b>0</b>	<b>3</b>	<b>7</b>	<b>0</b>	<b>2</b>	<b>1</b>	<b>0.1</b>



# JOE BURTON

## #11



### Sophomore • Forward/Center • 6-7 • 280 • 1L • Soboba, Calif. • West Valley HS

**2009-10:** Played in 32 games as a freshman, starting five ... Finished the season averaging 4.7 points, 4.5 rebounds and 1.0 assists per game ... Registered six games in double figures, including a season high 15 points at Texas Tech (11/15) ... Recorded his first career double-double with 13 points and 12 rebounds at UCLA (2/25) ... Played a season-high 32 minutes against the Bruins ... Made first career start in victory at George Washington (11/28) ... Tallied 13 points in win against Cal State Bakersfield (12/6) ... Scored 12 points in win over California (2/18) ... Registered at least five rebounds in 17 contests ... Had a season-high four assists in win over Oregon (2/6).

**HIGH SCHOOL:** Graduated from West Valley High School in Hemet, Calif. ... Ranked as the No. 20 center and No. 130 player overall in the class of 2009 by Rivals.com ... Ranked as the No. 40 center prospect by ESPN.com ... Averaged 15 points, 18 rebounds, 8.0 assists, 5.0 points and 4.0 steals as a senior ... As a junior, led team to CIF Section Division III-A championship and was an all-league selection ... Averaged 21 points and 16 rebounds as a junior ... Holds records for rebounds in a game (36) and points in a game (33) ... Was the first player at his school to record a "quadruple double" registering 20 points, 20 rebounds, 10 blocks and 10 assists in a game ... Was a four-time team MVP ... High school coach was Chuck Peebles ... Also lettered four seasons in volleyball ... Played club basketball with the Compton Magic.

**PERSONAL:** Born in Soboba, Calif. ... Son of Dondi Silvas Nichols and Kendall Nichols ... Chose Oregon State because it's a "new, upcoming program" ... Lists golf as his hobby ... Believed to be the first Native American to receive a men's basketball scholarship in Pac-10 history ... Majoring in Ethnic Studies.

#### CAREER HIGHS


- Points:** 15 at Texas Tech (11/15/09)
- FG Made:** 5, two times, last at UCLA (2/25/10)
- FG Attempted:** 10 at UCLA (2/25/10)
- 3-PT Made:** 1 vs. California (2/18/10)
- 3-PT Attempted:** 1 vs. California (2/18/10)
- FT Made:** 6 vs. Mississippi Valley State (12/19/09)
- FT Attempted:** 9 vs. Mississippi Valley State (12/19/09)
- Rebounds:** 12 at UCLA (2/25/10)
- Assists:** 4 vs. Oregon (2/6/10)
- Blocked Shots:** 1, eight times, last vs. Washington (3/6/10)
- Steals:** 2, three times, last vs. Boston (3/17/10)
- Minutes:** 32 at UCLA (2/25/10)

#### OVERALL CAREER STATISTICS

YEAR	GP	GS	MIN	AVG	TOTAL			3-PTS			FT			REBOUNDS				PF	FO	AST	TO	BLK	STL	PTS	AVG
					FG	FGA	PCT	FG	FGA	PCT	FT	FTA	PCT	OFF	DEF	TOT	AVG								
2009-10	32	5	512	16.0	54	116	.466	1	2	.500	41	65	.631	48	97	145	4.5	57	0	31	56	8	13	150	4.7
<b>TOTAL</b>	<b>32</b>	<b>5</b>	<b>512</b>	<b>16.0</b>	<b>54</b>	<b>116</b>	<b>.466</b>	<b>1</b>	<b>2</b>	<b>.500</b>	<b>41</b>	<b>65</b>	<b>.631</b>	<b>48</b>	<b>97</b>	<b>145</b>	<b>4.5</b>	<b>57</b>	<b>0</b>	<b>31</b>	<b>56</b>	<b>8</b>	<b>13</b>	<b>150</b>	<b>4.7</b>

#### PAC-10 CONFERENCE CAREER STATISTICS

YEAR	GP	GS	MIN	AVG	TOTAL			3-PTS			FT			REBOUNDS				PF	FO	AST	TO	BLK	STL	PTS	AVG
					FG	FGA	PCT	FG	FGA	PCT	FT	FTA	PCT	OFF	DEF	TOT	AVG								
2009-10	18	0	290	16.1	31	66	.470	1	2	.500	15	25	.600	31	47	78	4.3	30	0	16	24	4	4	78	4.3
<b>TOTAL</b>	<b>18</b>	<b>0</b>	<b>290</b>	<b>16.1</b>	<b>31</b>	<b>66</b>	<b>.470</b>	<b>1</b>	<b>2</b>	<b>.500</b>	<b>15</b>	<b>25</b>	<b>.600</b>	<b>31</b>	<b>47</b>	<b>78</b>	<b>4.3</b>	<b>30</b>	<b>0</b>	<b>16</b>	<b>24</b>	<b>4</b>	<b>4</b>	<b>78</b>	<b>4.3</b>



# JARED CUNNINGHAM

# #1

## Sophomore ▪ Guard ▪ 6-4 ▪ 182 ▪ 1L ▪ Oakland, Calif. ▪ San Leandro HS

**2009-10:** Played in all 32 games as a freshman, starting 19 ... Finished the season tied for 10th in the Pac-10 Conference in steals with 1.35 per game ... Averaged 6.2 points, 2.0 rebounds and 0.9 assists in 19.1 minutes per game ... Registered eight games in double figures, including two 20+ point games ... Made first career start in victory at George Washington (11/28) ... Was a perfect 7-for-7 from the free throw line against Colorado (12/4) ... Scored 20 points and tied a school-record with eight steals against Washington State (3/4) ... Scored a career-high 21 points against Boston in the College Basketball Invitational (3/17) ... Tallied 18 points in a road loss to nationally-ranked California (1/23) ... Scored 11 points and posted a season-high four assists in win over Oregon (2/6) ... Shot 74.7 percent from the line (62-of-83) and 51.2 percent from the field (65-of-127) ... Had first career block against USC (1/28) ... Set a career-high in minutes with 31 at Arizona State (2/22).

**HIGH SCHOOL:** Graduated from San Leandro High School in Oakland, Calif. ... Lettered for four seasons in basketball ... Ranked as the No. 14 guard and No. 76 player overall in the class of 2009 by Rivals.com ... Earned academic All-American honors his senior year ... Named first-team All-Northern California and second-team all-metro his second year ... Was a first-team all-league selection ... Averaged 20.4 points, 6.3 rebounds, 2.6 assists and 2.0 steals as a senior ... Earned first-team all-league honors as a junior ... Averaged 17.8 points, 4.5 rebounds, 3.3 assists and 2.1 steals as a junior ... Received the African-American academic achievement award ... High school coach was Sean MacKay ... Played club basketball with Oakland Soldiers, Bay Area Hoosiers and EBO.

**PERSONAL:** Born in Oakland, Calif. ... Son of Jeffrey and Lucille Cunningham ... Has one sister, Jade ... Chose Oregon State because "it's a great environment to be in" ... Lists bowling and mini golf as his hobbies ... Nickname is Flight ... Major is undecided.

### CAREER HIGHS

- Points:** 21 vs. Boston (3/17/10)
- FG Made:** 7, two times, last vs. Boston (3/17/10)
- FG Attempted:** 11 vs. Boston (3/17/10)
- 3-PT Made:** 2 vs. Boston (3/17/10)
- 3-PT Attempted:** 4 vs. Seattle (1/6/10)
- FT Made:** 8 at California (1/23/10)
- FT Attempted:** 11 at California (1/23/10)
- Rebounds:** 5 vs. Washington (3/11/10)
- Assists:** 4 vs. Oregon (2/6/10)
- Blocked Shots:** 1, three times, last vs. Washington State (3/4/10)
- Steals:** 8 vs. Washington State (3/4/10)
- Minutes:** 31, two times, last vs. Washington State (3/4/10)

### OVERALL CAREER STATISTICS

YEAR	GP	GS	MIN	AVG	TOTAL			3-PTS			FT			REBOUNDS				PF	FO	AST	TO	BLK	STL	PTS	AVG
					FG	FGA	PCT	FG	FGA	PCT	FT	FTA	PCT	OFF	DEF	TOT	AVG								
2009-10	32	19	611	19.1	65	127	.512	7	21	.333	62	83	.747	25	39	64	2.0	82	2	29	75	3	43	199	6.2
<b>TOTAL</b>	<b>32</b>	<b>19</b>	<b>611</b>	<b>19.1</b>	<b>65</b>	<b>127</b>	<b>.512</b>	<b>7</b>	<b>21</b>	<b>.333</b>	<b>62</b>	<b>83</b>	<b>.747</b>	<b>25</b>	<b>39</b>	<b>64</b>	<b>2.0</b>	<b>82</b>	<b>2</b>	<b>29</b>	<b>75</b>	<b>3</b>	<b>43</b>	<b>199</b>	<b>6.2</b>

### PAC-10 CONFERENCE CAREER STATISTICS

YEAR	GP	GS	MIN	AVG	TOTAL			3-PTS			FT			REBOUNDS				PF	FO	AST	TO	BLK	STL	PTS	AVG
					FG	FGA	PCT	FG	FGA	PCT	FT	FTA	PCT	OFF	DEF	TOT	AVG								
2009-10	18	12	358	19.9	40	72	.556	3	12	.250	31	41	.756	9	26	35	1.9	54	1	17	50	3	29	114	6.3
<b>TOTAL</b>	<b>18</b>	<b>12</b>	<b>358</b>	<b>19.9</b>	<b>40</b>	<b>72</b>	<b>.556</b>	<b>3</b>	<b>12</b>	<b>.250</b>	<b>31</b>	<b>41</b>	<b>.756</b>	<b>9</b>	<b>26</b>	<b>35</b>	<b>1.9</b>	<b>54</b>	<b>1</b>	<b>17</b>	<b>50</b>	<b>3</b>	<b>29</b>	<b>114</b>	<b>6.3</b>



# DANIEL DEANE

## #30

### Senior • Forward/Center • 6-8 • 246 • 2L • Park City, Utah • Judge Memorial HS

**2009-10:** Played in 28 games as a junior, starting 17 ... Averaged 3.1 points and 3.0 rebounds in 13.6 minutes per game ... Played a season high 38 minutes against Washington State (1/2) ... Set a career high in rebounds with 11 against Nebraska (12/12) while posting a season-high two steals ... Finished in double figures in points three times ... Scored a season high 15 points twice against Washington State (1/2) and Oregon (1/10) ... Made a season-high eight free throws (on 10 attempts) in win over the Ducks ... Scored 10 points in 15 minutes of action in win over South Dakota (11/14) ... Posted at least five rebounds on eight occasions.

**2008-09:** Played in 36 games as a sophomore, starting 19 ... Averaged 5.3 points and 4.1 rebounds in 20.5 minutes per game ... 4.1 rebounds ranked 18th in the Pac-10 Conference ... Posted at least eight rebounds on five occasions ... Recorded first career double-double at Nevada (11/22) with 19 points and 10 rebounds ... The 19 points against the Wolf Pack was a season-high ... Recorded second double-double with 13 points and 10 rebounds in win against Nebraska (12/13) ... Was 9-of-11 from the line in the win over the Huskers ... Reached double figures in points five times, including a 14-point effort against Stanford at the Pac-10 Tournament (3/11) ... Set a season and career best three steals against Yale (11/24) ... Had a career-high four assists in a win over Howard (11/14) and against Washington (1/17).

**2007-08:** Sat out the season due to NCAA transfer guidelines.

**UTAH:** Averaged 3.9 points and 2.7 rebounds in 29 games at Utah in 2006-07 ... Started in four games for the Utes ... Averaged 12.9 minutes per game ... Averaged 4.5 points and 2.9 rebounds in conference games ... Ranked fourth on the team with 2.7 rebounds per game ... Ranked third on the team with five blocked shots on the season.

**HIGH SCHOOL:** Named Gatorade Utah Player of the Year in 2005-06 ... Named Utah's Mr.

Basketball by the Deseret Morning News in 2005-06 ... Listed 56th in USA Today's rankings of the Top 100 in the 2006 recruiting class ... First team "2005-06 Best in the West" by the Long Beach Press Telegram ... Voted the "Best Defensive Player" at the NBA Top 100 camp in the summer of 2005 ... Invited to the Adidas All-American camp in 2004 and 2005 ... Named first team all-state by the Salt Lake Tribune and Deseret Morning News for three years ... Graduated with honors and a 3.75 GPA.

**PERSONAL:** Born in Salt Lake City, Utah ... Son of Greg and Patrice Deane ... Has one sister, Lauren ... Father played for the University of Utah and NBA's Utah Jazz ... Chose Oregon State to "play in the Pac-10 and be close to my grandma" ... Lists fishing, camping, hiking, skiing and wakeboarding as his interests ... Nicknames are Daddy D and Double D ... Majoring in Accounting/Finance.

#### CAREER HIGHS


- Points:** 19 at Nevada (11/22/08)
- FG Made:** 7, two times, last vs. Houston (3/18/09)
- FG Attempted:** 12 at Nevada (11/22/08)
- 3-PT Made:** 5 at Nevada (11/22/08)
- 3-PT Attempted:** 8 at Nevada (11/22/08)
- FT Made:** 9 vs. Nebraska (12/13/08)
- FT Attempted:** 11 vs. Nebraska (12/13/08)
- Rebounds:** 11 at Nebraska (12/12/09)
- Assists:** 4, two times, last at Washington (2/12/09)
- Blocked Shots:** 2, two times, last vs. UCLA (1/2/09)
- Steals:** 3 vs. Yale (11/24/08)
- Minutes:** 38 at Washington State (1/2/10)

#### OVERALL CAREER STATISTICS

YEAR	GP	GS	MIN	AVG	TOTAL			3-PTS			FT			REBOUNDS				PF	FO	AST	TO	BLK	STL	PTS	AVG
					FG	FGA	PCT	FG	FGA	PCT	FT	FTA	PCT	OFF	DEF	TOT	AVG								
2008-09	36	19	739	20.5	65	160	.406	21	69	.304	41	72	.569	47	101	148	4.1	82	1	30	72	12	14	192	5.3
2009-10	28	17	380	13.6	26	65	.400	4	19	.211	32	55	.582	28	56	84	3.0	52	0	9	28	4	10	88	3.1
<b>TOTAL</b>	<b>64</b>	<b>36</b>	<b>1,119</b>	<b>17.5</b>	<b>91</b>	<b>225</b>	<b>.404</b>	<b>25</b>	<b>88</b>	<b>.284</b>	<b>73</b>	<b>127</b>	<b>.575</b>	<b>75</b>	<b>157</b>	<b>232</b>	<b>3.6</b>	<b>134</b>	<b>1</b>	<b>39</b>	<b>100</b>	<b>16</b>	<b>24</b>	<b>280</b>	<b>4.4</b>

#### PAC-10 CONFERENCE CAREER STATISTICS

YEAR	GP	GS	MIN	AVG	TOTAL			3-PTS			FT			REBOUNDS				PF	FO	AST	TO	BLK	STL	PTS	AVG
					FG	FGA	PCT	FG	FGA	PCT	FT	FTA	PCT	OFF	DEF	TOT	AVG								
2008-09	18	8	338	18.8	19	61	.311	7	30	.233	16	27	.593	16	43	59	3.3	37	0	13	27	4	9	61	3.4
2009-10	15	9	194	12.9	12	32	.375	2	12	.167	14	20	.700	9	20	29	1.9	28	0	7	15	2	2	40	2.7
<b>TOTAL</b>	<b>33</b>	<b>17</b>	<b>532</b>	<b>16.1</b>	<b>31</b>	<b>93</b>	<b>.333</b>	<b>9</b>	<b>42</b>	<b>.214</b>	<b>30</b>	<b>47</b>	<b>.638</b>	<b>25</b>	<b>63</b>	<b>88</b>	<b>2.7</b>	<b>65</b>	<b>0</b>	<b>20</b>	<b>42</b>	<b>6</b>	<b>11</b>	<b>101</b>	<b>3.1</b>



# CALVIN HAYNES

## #22

**Senior ▪ Guard ▪ 6-3 ▪ 188 ▪ 3L ▪ Los Angeles, Calif. ▪ Taft HS**

**2009-10:** Played in all 32 games as a junior, starting 27 ... A second-team All-Pac-10 selection ... Led the team in scoring at 12.5 points per game and finished the year averaging 2.3 rebounds, 1.7 assists and 30.9 minutes per game ... Finished the season ranked No. 15 in the Pac-10 in scoring ... Led the team with 13.8 points per game in Pac-10 play ... Scored in double figures on 20 occasions and scored 20+ points four times ... Tied a career high with 25 points against Fresno State (12/23), at California (1/23) and against USC (1/28) ... Scored 21 points in a game against Stanford (2/20) ... Scored in double figures in nine consecutive contests from 1/21 to 2/25 ... Set a season high with five assists at home against Arizona State (1/16) ... Recorded a season high in rebounds with six against Stanford (2/20) ... Scored 19 points in win over Colorado (12/4) ... Recorded three steals on five separate occasions ... Shot 36.0 percent from three-point line (50-of-139).

**2008-09:** Played in 30 games as a sophomore, starting five ... Averaged 13.0 points (led team), 3.0 rebounds, 1.5 assists and 1.0 steals in 29.7 minutes per game ... Led team with 13.2 points per game in Pac-10 games ... Scored in double figures in 20 games and scored 20+ points on four occasions, both team highs ... Set a career high with 25 points at Stanford (1/24) ... Scored 20 points in a win over Seattle Pacific (12/16) ... Tallied 24 points in a win over Seattle (12/29) ... Scored 21 in a win at California (1/22) ... Had a stretch of reaching double figures in 10-of-11 games before suffering a hand injury prior to the game at Oregon (3/1) ... Scored 19 points in the CBI win over Vermont (3/23), including the game-winning basket with just under five seconds remaining ... Notched a career high four steals against California (2/21) ... Recorded at least two steals seven times ... Played a career high 39 minutes at Arizona (1/8) and against CS Bakersfield (1/26) ... Earned a career best seven rebounds at California (1/22) ... Posted at least five rebounds on seven occasions ... Was 48-of-132 (36.4 percent) from behind the arc and 61-of-86 (70.9 percent) from the free throw line.

**2007-08:** Played in all 31 games as a freshman, starting seven ... Averaged 16.2 points, 5.5 points and 1.4 rebounds per game ... Recorded a career-high 17 points at Oregon (2/2) on 6-of-11 from the field ... Played a season and career high 28 minutes and made a career-high four three-pointers against the Ducks ... Had a season and career high seven assists against Arizona State (3/8) ... Registered a season and career high five rebounds and three steals against USC (1/24) ... Made his first career start against the Trojans ... Reached double figures six times during the season ... Ranked fourth on the team with 38 assists on the season.

**PREP SCHOOL:** Attended South Kent School in South Kent, Conn., in 2006-07 ... Ranked by Hoop Scoop as the 35th-best "fifth-year senior" ... Averaged 12.5 points, three assists and three steals ... Considered the team's best perimeter defender ... Served as one of the team captains.

**HIGH SCHOOL:** Graduated from Taft High School in Woodland Hills, Calif. ... A two-time all-state third team, CIF All-Los Angeles City Section first team, Los Angeles Times All-San Fernando Valley first team and L.A. Daily News All-Area first team selection ... Averaged 21.7 points, 6.4 rebounds and 3.4 assists as a senior and was the West Valley League co-Player of the Year ... Taft (24-7) reached the L.A. City Section championship game ... Scored 27 points in the championship game against Westchester ... Ranked among the nation's top 200 seniors by Hoop Scoop ... Ranked No. 9 among West Coast shooting guards by The Insiders ... Averaged 22.1 points, 5.9 rebounds and 3.4 assists as a junior ... As a sophomore, started in Taft's backcourt with former UCLA star Jordan Farmar.

**PERSONAL:** Born in San Antonio, Texas ... Son of Calvin and Shawishi Haynes ... Has four siblings: Rmanii, Maleke, Kevin and Kiara ... Father played college basketball at University of Texas at San Antonio ... Rmanii is a freshman on the UNLV women's basketball team ... Chose Oregon State "because of the different culture" ... Likes to play video games and watch movies in his spare time ... Nickname is Deuce Deuce ... Majoring in Communications.

### CAREER HIGHS

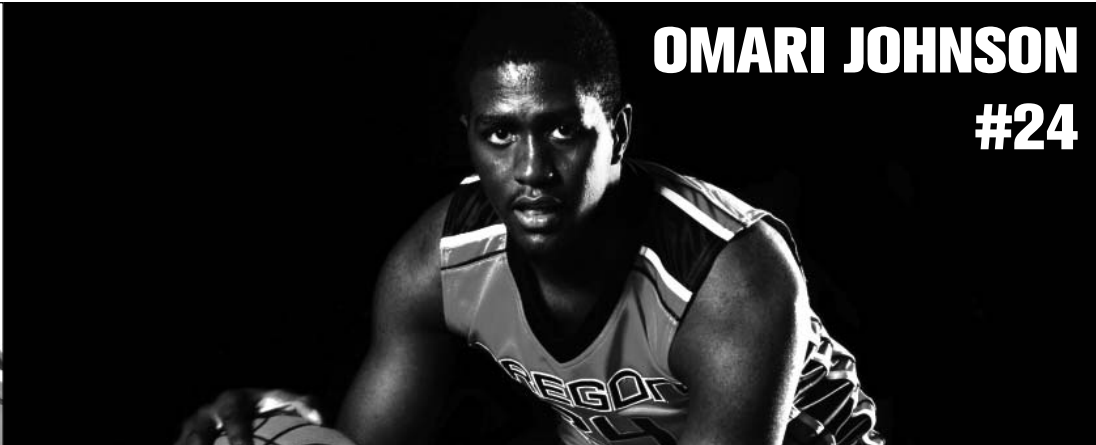

- Points:** 25, four times, last vs. USC (1/28/10)
- FG Made:** 10, two times, last at California (1/23/10)
- FG Attempted:** 22 at Arizona State (2/11/10)
- 3-PT Made:** 5 vs. Fresno State (1/23/09)
- 3-PT Attempted:** 12 vs. UCLA (1/30/10)
- FT Made:** 10 vs. Seattle (12/29/08)
- FT Attempted:** 12, two times, last vs. USC (1/28/10)
- Rebounds:** 7 at California (1/22/09)
- Assists:** 7 vs. Arizona State (3/8/08)
- Blocked Shots:** 1, eight times, last vs. Fresno State (12/23/09)
- Steals:** 4 vs. California (2/21/09)
- Minutes:** 39, two times, last vs. Cal State Bakersfield (1/26/09)

### OVERALL CAREER STATISTICS

YEAR	GP	GS	MIN	AVG	TOTAL			3-PTS			FT	FTA	PCT	REBOUNDS				PF	FO	AST	TO	BLK	STL	PTS	AVG
					FG	FGA	PCT	FG	FGA	PCT				OFF	DEF	TOT	AVG								
2007-08	31	7	501	16.2	63	179	.352	16	58	.276	27	35	.771	4	38	42	1.4	34	0	38	44	0	16	169	5.5
2008-09	30	5	892	29.7	140	327	.428	48	132	.364	61	86	.709	15	76	91	3.0	54	1	44	56	5	30	389	13.0
2009-10	32	27	990	30.9	137	339	.404	50	139	.360	75	113	.664	13	60	73	2.3	42	0	54	71	3	35	399	12.5
<b>TOTAL</b>	<b>93</b>	<b>39</b>	<b>2,383</b>	<b>25.6</b>	<b>340</b>	<b>845</b>	<b>.402</b>	<b>114</b>	<b>329</b>	<b>.347</b>	<b>163</b>	<b>234</b>	<b>.697</b>	<b>32</b>	<b>174</b>	<b>206</b>	<b>2.2</b>	<b>130</b>	<b>1</b>	<b>136</b>	<b>171</b>	<b>8</b>	<b>81</b>	<b>957</b>	<b>10.3</b>

### PAC-10 CONFERENCE CAREER STATISTICS

YEAR	GP	GS	MIN	AVG	TOTAL			3-PTS			FT	FTA	PCT	REBOUNDS				PF	FO	AST	TO	BLK	STL	PTS	AVG
					FG	FGA	PCT	FG	FGA	PCT				OFF	DEF	TOT	AVG								
2007-08	18	7	342	19.0	46	125	.368	13	40	.325	18	21	.857	3	28	31	1.7	26	0	28	31	0	14	123	6.8
2008-09	18	4	568	31.6	87	216	.403	29	87	.333	35	50	.700	9	44	53	2.9	36	1	26	34	4	18	238	13.2
2009-10	18	18	594	33.0	86	217	.396	28	84	.333	49	73	.671	11	38	49	2.7	22	0	27	38	0	21	249	13.8
<b>TOTAL</b>	<b>54</b>	<b>29</b>	<b>1,504</b>	<b>27.9</b>	<b>219</b>	<b>558</b>	<b>.392</b>	<b>70</b>	<b>211</b>	<b>.332</b>	<b>102</b>	<b>144</b>	<b>.708</b>	<b>23</b>	<b>110</b>	<b>133</b>	<b>2.5</b>	<b>84</b>	<b>1</b>	<b>81</b>	<b>103</b>	<b>4</b>	<b>53</b>	<b>610</b>	<b>11.3</b>



# OMARI JOHNSON

## #24

**Senior ▪ Forward ▪ 6-9 ▪ 220 ▪ 3L ▪ Los Angeles, Calif. ▪ Dorsey HS**

**2009-10:** Played in all 32 games as a junior, starting 10 ... Finished the season averaging 4.7 points, 2.6 rebounds and 15.5 minutes per game ... Set a season high with 18 points in 32 minutes played against Oregon (2/6) ... Hit a season-high four 3-pointers in the win over the Ducks ... Tied a career high in rebounds with 10 against Arizona State (2/11) ... Scored in double figures in three consecutive contests, averaging 11.7 points per game against Mississippi Valley State (12/19), Fresno State (12/23) and Washington (12/31) ... Totaled a season-high four steals against the Huskies ... Recorded at least five rebounds on five separate occasions, including eight rebounds in win over Washington State (3/4) ... Tallied a season-high four assists at Washington State (1/2).

**2008-09:** Appeared in 34 games as a sophomore, starting 14 ... Averaged 6.6 points and 3.1 rebounds in 19.9 minutes per game ... Recorded his first career double-double with 13 points and 10 rebounds in win against Nebraska (12/13) ... 19 points against Nebraska tied a career high while 10 rebounds were a career high ... Scored in double figures eight times ... Scored 14 points in 26 minutes in win over Oregon (1/31) ... Had a stretch of five of six games in double figures during non-conference play ... Tallied 18 points on 6-of-10 shooting in win over Howard (11/14) ... Had 11 points in CBI opening round win over Houston (3/18) ... Scored nine points on a perfect 3-of-3 from the floor against UTEP in the deciding game of the CBI Championship series (4/3) ... Registered at least five rebounds on 11 occasions ... Set a career-high with three assists in win over Howard (12/20).

**2007-08:** Played in 23 games as a freshman, starting 16 ... Averaged 21.5 minutes, 7.3 points and 4.3 rebounds per game ... Ranked fourth on the team in scoring ... Scored in double figures in five of his first seven career appearances ... Scored in double figures in eight games on the season ... Scored a season-high 19 points at Arizona (1/3) on 7-of-12 shooting from the field ... Set a season and career high with nine rebounds at Arizona ... Made a season-high four three-pointers and registered 16 points at Cal (2/7) ... Recorded a season and career high with three blocks at LSU (12/22) ... Posted at least five rebounds seven times on the year ... Led the team in rebounding during conference play with 4.6 per game ... Sat out the first eight games of

the season due to an injury to the right cheekbone ... Made his first career appearance against Tennessee Tech (12/16).

**HIGH SCHOOL:** Graduated from Dorsey High School in Los Angeles, Calif. ... Named to the All-CIF L.A. City Section first team as a senior after averaging 18.3 points, 10.1 rebounds and 1.5 blocks ... Also made the All-Coliseum League first team ... Led Dorsey to the semifinals of the City Section tournament and the second round of the Division I state tournament ... Selected to the 2006-07 Long Beach Press-Telegram's Best in the West third team ... Averaged 11 points and seven rebounds while coming off the bench as a junior ... Was also on the varsity as a sophomore ... Has played club basketball with the I-Can All Stars.

**PERSONAL:** Born in Kingston, Jamaica ... Son of Jennifer Gordon and Dave Johnson ... Has two brothers, Shakir and Kahlil ... Mother played basketball at Florida Tech and father played basketball at Shaw University ... Chose Oregon State because "I like college towns" ... Lists his interests as outdoors stuff ... Nickname is 'O' ... Majoring in Sociology.

### CAREER HIGHS

**Points:** 19, two times, last vs. Nebraska (12/13/08)  
**FG Made:** 7, two times, last vs. Nebraska (12/13/08)  
**FG Attempted:** 15 vs. Stanford (1/10/08)  
**3-PT Made:** 4, three times, last vs. Oregon (2/6/10)  
**3-PT Attempted:** 9 vs. Oregon (2/6/10)  
**FT Made:** 5, two times, last vs. Seattle Pacific (12/16/08)  
**FT Attempted:** 6 vs. Seattle Pacific (12/16/08)  
**Rebounds:** 10, two times, last at Arizona State (2/11/10)  
**Assists:** 4 at Washington (12/31/09)  
**Blocked Shots:** 3 at LSU (12/22/07)  
**Steals:** 4 at Washington (12/31/09)  
**Minutes:** 35 at Arizona (1/3/08)


### OVERALL CAREER STATISTICS

YEAR	GP	GS	MIN	AVG	TOTAL			3-PTS			FT	FTA	PCT	REBOUNDS				PF	FO	AST	TO	BLK	STL	PTS	AVG
					FG	FGA	PCT	FG	FGA	PCT				OFF	DEF	TOT	AVG								
2007-08	23	16	495	21.5	60	153	.392	17	55	.309	30	45	.667	42	57	99	4.3	39	1	10	28	11	8	167	7.3
2008-09	34	14	678	19.9	82	190	.432	31	90	.344	30	52	.577	26	81	107	3.1	52	0	28	52	13	18	225	6.6
2009-10	32	10	495	15.5	54	146	.370	20	75	.267	21	31	.677	28	56	84	2.6	35	1	19	33	7	17	149	4.7
<b>TOTAL</b>	<b>89</b>	<b>40</b>	<b>1,668</b>	<b>18.7</b>	<b>196</b>	<b>489</b>	<b>.401</b>	<b>68</b>	<b>220</b>	<b>.309</b>	<b>81</b>	<b>128</b>	<b>.633</b>	<b>96</b>	<b>194</b>	<b>290</b>	<b>3.3</b>	<b>126</b>	<b>2</b>	<b>57</b>	<b>113</b>	<b>31</b>	<b>43</b>	<b>541</b>	<b>6.1</b>

### PAC-10 CONFERENCE CAREER STATISTICS

YEAR	GP	GS	MIN	AVG	TOTAL			3-PTS			FT	FTA	PCT	REBOUNDS				PF	FO	AST	TO	BLK	STL	PTS	AVG
					FG	FGA	PCT	FG	FGA	PCT				OFF	DEF	TOT	AVG								
2007-08	18	14	407	22.6	48	125	.384	17	46	.370	22	36	.611	35	47	82	4.6	29	1	6	22	6	6	135	7.5
2008-09	17	7	349	20.5	35	90	.389	13	41	.317	4	13	.308	12	36	48	2.8	31	0	13	27	4	10	87	5.1
2009-10	18	6	292	16.2	30	91	.330	13	50	.260	7	12	.583	21	37	58	3.2	21	1	11	20	2	9	80	4.4
<b>TOTAL</b>	<b>53</b>	<b>27</b>	<b>1,048</b>	<b>19.8</b>	<b>113</b>	<b>306</b>	<b>.369</b>	<b>43</b>	<b>137</b>	<b>.314</b>	<b>33</b>	<b>61</b>	<b>.541</b>	<b>68</b>	<b>120</b>	<b>188</b>	<b>3.6</b>	<b>81</b>	<b>2</b>	<b>30</b>	<b>69</b>	<b>12</b>	<b>25</b>	<b>302</b>	<b>5.7</b>





# KEVIN McSHANE

## #0



**Junior ▪ Forward ▪ 6-9 ▪ 225 ▪ 2L ▪ Portland, Ore. ▪ Jesuit HS**

**2009-10:** Played in 20 contests as a sophomore, starting one ... An honorable mention Academic All Pac-10 selection ... Averaged 1.2 points, 1.3 rebounds and 9.4 minutes per game ... Set a career-high in minutes with 21 against Oregon (2/6) ... Tied career highs with three points and two assists against Arizona State (2/11) ... Also posted two assists in five minutes of action in win over California (2/16) ... Played at least 10 minutes in eight contests ... Tied a career-high with four rebounds against Seattle (1/6) ... Shot 66.7 percent (10-of-15) from the field ... Registered at least three rebounds during five contests.

**2008-09:** Designated as a walk-on prior to the season ... Played in 17 contests as a freshman, starting six ... Averaged 0.4 points, 0.9 rebounds and 0.4 assists in 6.6 minutes per game ... Made his first career start at Washington (2/12) ... Recorded a steal against the Huskies ... Netted his first field goal in win at Washington State (2/14) ... Registered a season-high four rebounds in win over Stanford (2/19) ... Tallied two assists in wins over Seattle Pacific (12/16) and Washington State (2/14).

**2007-08:** Spent one season at Clackamas Community College where he did not play basketball as a grey-shirt.

**HIGH SCHOOL:** Lettered in basketball for two seasons at Jesuit High School ... Averaged 8.0 points, 4.0 rebounds and 3.0 assists per game ... Helped lead team to a pair of Metro League titles ... Team finished third in state during his senior season.

**PERSONAL:** Born in Portland, Ore. ... Parents are Bill and Beth McShane and Laura Richardson ... Has four siblings: Adrian, Chanel, Kelly and Caitlin ... Has long list of family members who have attended Oregon State, including his father (Bill), mother (Laura), step-mother (Beth) and five cousins ... Father played basketball at Oregon State ... Chose Oregon State because "orange and black look good on me and I've always loved OSU since I was a kid" ... Lists his interests as camping, music, movies, family and sports ... Majoring in Education and Health.

### CAREER HIGHS

**Points:** 3 at Arizona State (2/11/10)  
**FG Made:** 1, twelve times, last vs. Stanford (2/20/10)  
**FG Attempted:** 3 at Washington State (2/14/09)  
**3-PT Made:** 0  
**3-PT Attempted:** 1, seven times, last at California (1/23/10)  
**FT Made:** 1, five times, last at Arizona State (2/11/10)  
**FT Attempted:** 4 at Arizona State (2/11/10)  
**Rebounds:** 4, two times, last vs. Seattle (1/6/10)  
**Assists:** 2, 4 times, last vs. California (2/18/10)  
**Blocked Shots:** 0  
**Steals:** 1, five times, last at UCLA (2/25/10)  
**Minutes:** 21 vs. Oregon (2/6/10)

### OVERALL CAREER STATISTICS

YEAR	GP	GS	MIN	AVG	TOTAL			3-PTS			FT	FTA	PCT	REBOUNDS				PF	FO	AST	TO	BLK	STL	PTS	AVG
					FG	FGA	PCT	FG	FGA	PCT				OFF	DEF	TOT	AVG								
2008-09	17	6	113	6.6	2	8	.250	0	3	.000	2	3	.667	5	10	15	0.9	11	0	6	7	0	1	6	0.4
2009-10	20	1	187	9.4	10	15	.667	0	4	.000	3	11	.273	11	14	25	1.3	32	0	9	9	0	4	23	1.2
<b>TOTAL</b>	<b>37</b>	<b>7</b>	<b>300</b>	<b>8.1</b>	<b>12</b>	<b>23</b>	<b>.522</b>	<b>0</b>	<b>7</b>	<b>.000</b>	<b>5</b>	<b>14</b>	<b>.357</b>	<b>16</b>	<b>24</b>	<b>40</b>	<b>1.1</b>	<b>43</b>	<b>0</b>	<b>15</b>	<b>16</b>	<b>0</b>	<b>5</b>	<b>29</b>	<b>0.8</b>

### PAC-10 CONFERENCE CAREER STATISTICS

YEAR	GP	GS	MIN	AVG	TOTAL			3-PTS			FT	FTA	PCT	REBOUNDS				PF	FO	AST	TO	BLK	STL	PTS	AVG
					FG	FGA	PCT	FG	FGA	PCT				OFF	DEF	TOT	AVG								
2008-09	12	6	95	7.9	2	7	.286	0	2	.000	1	2	.500	5	9	14	1.2	7	0	3	6	0	1	5	0.4
2009-10	15	1	148	9.9	7	10	.700	0	2	.000	2	7	.286	5	12	17	1.1	26	0	7	5	0	4	16	1.1
<b>TOTAL</b>	<b>27</b>	<b>7</b>	<b>243</b>	<b>9.0</b>	<b>9</b>	<b>17</b>	<b>.529</b>	<b>0</b>	<b>4</b>	<b>.000</b>	<b>3</b>	<b>9</b>	<b>.333</b>	<b>10</b>	<b>21</b>	<b>31</b>	<b>1.2</b>	<b>33</b>	<b>0</b>	<b>10</b>	<b>11</b>	<b>0</b>	<b>5</b>	<b>21</b>	<b>0.8</b>



# LATHEN WALLACE

## #34



**Senior ■ Guard ■ 6-3 ■ 199 ■ 3L ■ Portland, Ore. ■ Jefferson HS**

**2009-10:** Played in 31 games as a junior, starting two ... Averaged 5.3 points, 1.5 rebounds and 0.4 assists in 13.9 minutes per game ... Set season-highs with 17 points in 32 minutes against Mississippi Valley State (12/19) ... Scored the game-winner against Arizona with a 3-pointer with 1.1 seconds left on the clock (1/14) ... Followed the performance with 14 points against Arizona State (1/16) ... Nailed a season-high four three-pointers in the games against the Wildcats and Sun Devils ... Tied a career high in steals with three at Arizona (2/13) ... Scored in double figures on five occasions ... Scored 13 points in win over Fresno State (12/23) ... Scored 15 points against Boston (3/17) in the College Basketball Invitational ... Shot 80.0 percent (28-of-35) from the free throw line ... Registered at least five rebounds in three games ... Played at least 10 minutes in 22 contests.

**2008-09:** Played in 34 games as a sophomore, starting 11 ... Averaged 7.9 points, 2.0 rebounds and 0.5 assists in 20.2 minutes per game ... Started the final eight games of the season ... Scored in double figures 13 times, including a season high 18 points on two occasions ... Scored 18 points on 8-of-13 from the floor against Stanford at the Pac-10 tournament (3/11) ... Registered 18 points on 6-of-9 from the floor in game one victory over UTEP in the CBI championship series (3/30) ... Led the team with 52 three-pointers, going 52-of-134 (38.8 percent) from behind the arc ... Hit 38.6 percent of his shots (22-of-57) from behind the arc in conference play ... Was perfect from the field (5-of-5) and hit four three-pointers while scoring 16 points in win over Howard (11/14) ... Recorded a career-high nine rebounds against Houston (3/18) ... Recorded a career-high three assists at Arizona (1/10) and against California (2/21) ... Played a career high 39 minutes against Washington State (1/15) and Vermont (3/23) ... Notched a career best three steals against Stanford (3/25) ... Scored 17 points at Arizona (1/10) on 7-of-15 from the floor and 3-of-8 from behind the arc.

**2007-08:** Played in 26 games as a freshman, starting three ... A three-point specialist, led the team with a .380 three-point percentage on the season ... For the year, averaged 14.5 minutes, 7.5 points and 1.8 rebounds per game ... Led the team in scoring during Pac-10 Conference play with 8.8 points per contest ... Led the team with 21 three-pointers (21-of-52, .404) during league play ... Earned a season and career high 22 points against Arizona State at home ... Went 6-of-13 from behind the arc against the Sun Devils as the six three-pointers were one shy of tying the single-game school record for threes in a game ... Played a season and career high

32 minutes against Arizona State and recorded a season and career high five rebounds against the Sun Devils ... Has 11 double-digit scoring efforts and scored in double-digits in the final four games of the year ... Scored 16 points on 6-of-13 shooting against Washington.

**2006-07:** Redshirted his true freshman season.

**HIGH SCHOOL:** Graduated from Jefferson High School in Portland, Ore. ... Made the all-state first team after averaging 24.5 points, six rebounds and four assists as a senior ... Was MVP of the Portland Interscholastic League ... Hit 52 percent of his three-pointers and 85 percent of his free throws ... Helped Jefferson to a 23-5 overall record and the PIL title at 17-1 ... Named to the 2005-06 Long Beach Press-Telegram Best in the West third team ... Named to the all-state honorable mention and all-PIL first team squads as a junior ... Averaged 14.9 points, four rebounds and three assists per game his junior year.

**PERSONAL:** Born in Portland, Ore. ... Son of Lathen Sr. and Sheri Wallace ... Has five siblings: Shegun, Schanelle, Awmyr, Dayo and Shea'e ... Chose Oregon State because "it was close to home and I wanted to stay close to my family and friends" ... Biggest athletic thrill to date is "winning the CBI Tournament" ... Nickname is Ldub ... Majoring in Sociology.

### CAREER HIGHS


- Points:** 22 vs. Arizona State (3/8/08)
- FG Made:** 8 vs. Stanford (3/11/09)
- FG Attempted:** 21 vs. Arizona State (3/8/08)
- 3-PT Made:** 6 vs. Arizona State (3/8/08)
- 3-PT Attempted:** 13 vs. Arizona State (3/8/08)
- FT Made:** 7 vs. Oregon (3/2/08)
- FT Attempted:** 10 vs. Oregon (3/2/08)
- Rebounds:** 9 vs. Houston (3/18/09)
- Assists:** 3, three times, last vs. Arizona State (1/16/10)
- Blocked Shots:** 1, eight times, last vs. Boston (3/17/10)
- Steals:** 3, two times, last at Arizona (2/13/10)
- Minutes:** 39 vs. Vermont (3/23/09)

### OVERALL CAREER STATISTICS

YEAR	GP	GS	MIN	AVG	TOTAL			3-PTS			FT			REBOUNDS				PF	FO	AST	TO	BLK	STL	PTS	AVG
					FG	FGA	PCT	FG	FGA	PCT	FT	FTA	PCT	OFF	DEF	TOT	AVG								
2007-08	26	3	378	14.5	63	170	.371	27	71	.380	41	55	.745	19	28	47	1.8	39	0	8	24	3	7	194	7.5
2008-09	34	11	688	20.2	93	220	.423	52	134	.388	32	52	.615	21	48	69	2.0	62	2	18	48	2	21	270	7.9
2009-10	31	2	432	13.9	54	150	.360	27	90	.300	28	35	.800	14	33	47	1.5	34	1	12	27	3	14	163	5.3
<b>TOTAL</b>	<b>91</b>	<b>16</b>	<b>1,498</b>	<b>16.5</b>	<b>210</b>	<b>540</b>	<b>.389</b>	<b>106</b>	<b>295</b>	<b>.359</b>	<b>101</b>	<b>142</b>	<b>.711</b>	<b>54</b>	<b>109</b>	<b>163</b>	<b>1.8</b>	<b>135</b>	<b>3</b>	<b>38</b>	<b>99</b>	<b>8</b>	<b>42</b>	<b>627</b>	<b>6.9</b>

### PAC-10 CONFERENCE CAREER STATISTICS

YEAR	GP	GS	MIN	AVG	TOTAL			3-PTS			FT			REBOUNDS				PF	FO	AST	TO	BLK	STL	PTS	AVG
					FG	FGA	PCT	FG	FGA	PCT	FT	FTA	PCT	OFF	DEF	TOT	AVG								
2007-08	17	3	280	16.5	48	130	.369	21	52	.404	32	45	.711	10	22	32	1.9	27	0	4	20	1	3	149	8.8
2008-09	17	4	296	17.4	46	105	.438	22	57	.386	16	24	.667	12	14	26	1.5	28	1	7	23	1	6	130	7.6
2009-10	18	2	244	13.6	27	79	.342	18	55	.327	14	17	.824	7	18	25	1.4	16	0	10	15	0	7	86	4.8
<b>TOTAL</b>	<b>52</b>	<b>9</b>	<b>820</b>	<b>15.8</b>	<b>121</b>	<b>314</b>	<b>.385</b>	<b>61</b>	<b>164</b>	<b>.372</b>	<b>62</b>	<b>86</b>	<b>.721</b>	<b>29</b>	<b>54</b>	<b>83</b>	<b>1.6</b>	<b>71</b>	<b>1</b>	<b>21</b>	<b>58</b>	<b>2</b>	<b>16</b>	<b>365</b>	<b>7.0</b>



# CHRIS BROWN


## #4



**Freshman ▪ Center ▪ 6-11 ▪ 262 ▪ HS ▪ Houston, Texas ▪ Oak Hill Academy**

**HIGH SCHOOL:** Graduated from Oak Hill Academy in Mouth of Wilson, Va. ... Team went 40-1 and lost in National High School Invitational finals to Findlay Prep in 2008-09 ... Played AAU basketball for five seasons for Team Genesis Houston owned by Elaine Jones ... High school coach was Steve Smith ... Was honor roll student senior year at Oak Hill Academy.

**PERSONAL:** Born in Africa ... Parents are Peter and Ann Brown ... Has two brothers, Peter Jr. and Edward, and one sister, Cynthia ... Chose Oregon State because "it's a unique program with great academic opportunities for me to be successful in my major and I like the style of play" ... Lists drawing as his hobby ... Nickname is Xclusive ... Majoring in Computer Engineering.



# DEVON COLLIER


## #44



**Freshman ▪ Forward ▪ 6-7 ▪ 206 ▪ HS ▪ Bronx, N.Y. ▪ St. Anthony HS**

**HIGH SCHOOL:** Graduated from St. Anthony High School in Jersey City, N.J. ... Was a four-star recruit and a consensus top 150 prospect ... Rated No. 79 overall by ESPN.com, No. 134 by Rivals.com and in the top 100 by Scout.com ... Team lost state championship game in triple-overtime to Trenton Catholic during senior year ... Led St. Anthony to the NJSIAA sectional semifinals as a junior, his first year at the school ... Averaged 17.0 points and 8.0 rebounds as a sophomore at All Hallows High School in the Bronx ... His high school coach at St. Anthony was Bob Hurley ... Was named Most Valuable Player at 2010 iS8 Nike Spring Classic.

**PERSONAL:** Born in Bronx, N.Y. ... Son of Roger Collier Sr. and Emily Pena ... Has six siblings: Roger Jr., Angelo, Roderick, Javell, Angela, Dana and Michelle ... Chose Oregon State because it's a "good environment, great people and new experience" ... Lists bowling, football, baseball and swimming as his hobbies ... Nickname is Boogie Down ... Majoring in Business Management.



# DANIEL JONES


## #41



**Freshman • Forward/Center • 6-11 • 208 • HS • Orland, Calif. • Hamilton Union HS**

**HIGH SCHOOL:** Graduated from Hamilton Union High School in Hamilton City, Calif. ... Had 23 consecutive double-double games as a senior ... Led the Mid-Valley League in rebounds and blocked shots ... Was named all-league and team captain his senior year ... Selected to local all-star game ... Started all four years ... High school coach was Brian Erickson ... Played AAU basketball on the Chico Tarheels that won numerous tournaments.

**PERSONAL:** Born in Chico, Calif. ... Parents are Jim and Diane Jones ... Has two sisters, Andrea and Audra ... Chose Oregon State because "it was the best choice to fill my academic needs" ... Biggest athletic thrill to date is "playing in our local all-star selection game" ... Nicknames are Will and Jonesey ... Majoring in Agricultural Business Management.



# ERIC MORELAND

## #15



**Freshman • Forward • 6-10 • 201 • HS • Missouri City, Texas • Hightower HS**



**UTEP:** Signed with UTEP in January 2010 ... UTEP head coach Tony Barbee left in March 2010 to take job at Auburn ... He was released from his scholarship and signed with Oregon State in May 2010 ... NCAA cleared him to play immediately with four years of eligibility in August 2010.

**PREP SCHOOL:** Attended Ocean Academy in Bayville, N.J. for one semester ... Averaged 15.5 points and 2.6 blocks per game.

**HIGH SCHOOL:** Graduated from Hightower High School in Missouri, Texas ... Averaged 10

points, eight rebounds and two blocks as a senior ... Started his high school career as a guard but grew five inches between his junior and senior years ... Played in the Houston all-star game in 2009 ... High school coach was David Green.

**PERSONAL:** Born in Houston, Texas ... Parents are Louis and Verlarne Moreland ... Has one brother, Louis Truscott, and one sister, Jelisa ... Chose Oregon State because it's a "good place to play college ball" ... Lists his interest as hanging out with friends ... Nicknames are 'E' and Easy ... Major is undecided.



# RHYS MURPHY #13

## Freshman ▪ Forward ▪ 6-7 ▪ 195 ▪ RS ▪ Sydney, Australia ▪ Barker College


**2009-10:** Sat out the season due to a foot injury suffered on the first day of official practice.

**PREP SCHOOL:** Attended Lee (Maine) Academy ... Rated a three-star forward by Rivals.com and several other recruiting services ... Played club basketball with the Chicago Elite.

**HIGH SCHOOL:** Graduated from Barker College Senior School in Hornsby, Australia ... Lettered for two seasons in basketball ... Was named a first-team all-conference selection ... Helped lead team to runner-up finish at state championship his senior year ... Averaged 15 points per game

throughout his career ... Was a two-time Australian Schools National Champion in the high jump ... Captured the U20 national high jump title as a 16-year-old ... Owns the school record in the high jump with a leap of 7 feet, 1 inch ... Ranked as high as fifth in the World Youth IAAF high jump rankings ... High school basketball coach was Paul Fedeles.

**PERSONAL:** Born in Canberra, Australia ... Son of Jon Murphy and Robyn Cameron ... Has two sisters, Ella and Georgia ... Chose Oregon State to play basketball in the Pac-10 ... Nickname is Murph ... Majoring in Business.



# ROBERTO NELSON #55


## Freshman ▪ Guard ▪ 6-3 ▪ 188 ▪ RS ▪ Santa Barbara, Calif. ▪ Santa Barbara HS

**2009-10:** Practiced with team but was unable to play due to NCAA eligibility guidelines.

**HIGH SCHOOL:** Graduated from Santa Barbara High School in Santa Barbara, Calif. ... Lettered in basketball four seasons ... Ranked as the No. 18 shooting guard and No. 78 player overall in the class of 2009 by Rivals.com ... Ranked the No. 16 shooting guard and No. 73 overall by ESPN.com ... Was named second-team Best in the West by the Long Beach Press-Telegram ... Was a McDonald's All-American nominee ... Name one of 20 "impact freshmen" by

FoxSports.com ... Broke nearly every basketball record at Santa Barbara High School ... Was coached by Jeff Lavender, Chris Hangtin and Bruce Nelson ... Was also an all-state selection at wide receiver ... Played club basketball with the Compton Magic.

**PERSONAL:** Born in Santa Barbara, Calif. ... Son of Bruce and Roberta Nelson ... Has two brothers, Leon and Johnathon, and a sister, Noel ... Chose Oregon State because of "Craig Robinson" ... Lists golf as a hobby ... Nickname is Berto ... Major is undecided.



# AHMAD STARKS

## #3

**Freshman ▪ Guard ▪ 5-8 ▪ 153 ▪ HS ▪ Chicago, Ill. ▪ Whitney Young HS**

**HIGH SCHOOL:** Graduated from Whitney Young High School in Chicago, Ill. ... Ranked the No. 30 point guard and No. 132 player overall in the class of 2010 by Rivals.com ... Ranked the No. 25 point guard by Scout.com and the No. 35 point guard by ESPN.com ... Nearly every recruiting service had him tabbed as a three-star prospect ... Started two seasons ... Led the team to 4A state championship as a junior ... Averaged 16.1 points, 6.1 assists, 2.8 rebounds and 3.1 steals as a senior ... Was named all-conference three times, all-city two times and

first-team all-state one time ... Was an All-American nominee ... High school coach was Tyrone Slaughter ... Was honor roll student.

**PERSONAL:** Born in Chicago, Ill. ... Parents are Donzell and Alisa Starks ... Chose Oregon State because it's "a chance to play in my favorite conference" ... Biggest athletic thrill to date is "winning state championship my junior year" ... Majoring in Business.



# CRAIG ROBINSON

**HEAD COACH  
THIRD YEAR  
PRINCETON '83**



Craig Robinson enters his third year at the helm of the Oregon State men's basketball program looking to continue an astounding turnaround that has seen the Beavers win more games in a two-year span since the 1989-90 and 1990-91 seasons.

After leading one of the biggest single-season turnarounds in the nation in his first year, Robinson guided Oregon State to a tie for fifth-place in the Pacific-10 Conference, the highest finish for the Beavers since 2004-05. The Beavers finished conference play with an 8-10 record, which tied for their most Pac-10 wins since 1992-93, and made a second consecutive postseason appearance in the College Basketball Invitational.

Robinson's second season also saw Oregon State capture a number of marquee wins, most notable of which were season sweeps of Arizona and Oregon. Oregon State's win at Arizona was its first there since 1983 and the win in Eugene was the first for the Beavers since 1993.

In his first season at Oregon State, Robinson helped lead a remarkable turnaround that culminated in the Beavers capturing the College Basketball Invitational title with a best-of-three series win over UTEP. With the championship, the Beavers captured their first postseason men's basketball title in school history.

Oregon State finished the season with an 18-18 record and the plus-12 win total from the previous year ranked No. 3 in the country. The 18 wins were the most for Oregon State since 1989-90 and earned Robinson the District IX Coach of the Year by the United States Basketball Writers Association.

Along the way, Oregon State won seven Pac-10 games and swept the season series from California and Stanford, marking the first time since the 1989-90 season the Beavers have swept the two schools in the same year. The seven conference wins were the most for the program since 2004-05.

Several players have earned all-conference and all-academic honors under Robinson's watch, led by Seth Tarver, who was honored as the Pac-10 Defensive Player of the Year following the 2009-10 season. In addition, Roeland Schaftenaar and Calvin Haynes were named to the all-conference team in each

of Robinson's first two years and Schaftenaar was also a two-time Academic All-Pac-10 Conference selection.

The third-year coach has also seen success on the recruiting trail as the Beavers have added numerous top-ranked recruits in his first two signing classes. The 2009-10 class signed by Robinson is one of the most decorated in program history and was ranked in the top 25 in the nation by several recruiting services.

Prior to joining Oregon State, Robinson spent two years as the head coach at Brown, leading a revival of the Bears program that he guided to a school-record 19 victories in his final season. In his second year at Brown, Robinson led the Bears to their fourth-ever postseason tournament. Robinson's team posted an 11-3 Ivy League mark, second best in school history, and good for second place in the conference. Robinson won more games (30) in his first two years than any other head coach in Brown basketball history.

Robinson made an immediate impact on the Brown basketball team in his first year at the program and was named Ivy League Men's Basketball Coach of the Year by BasketballU.com. He guided the Bears to an improved 11-18 mark and 6-8 in the Ivy League to finish fifth in the conference. The Bears had a stunning 51-41 victory over Providence College and limited the Friars to 14 second-half points and 18-percent shooting from the floor in the second half (4-of-22) and also held NCAA-bound Michigan State to 45 points, its lowest point total of the season.

Prior to Brown, Robinson worked at Northwestern, where he spent six seasons with the Wildcats under head coach Bill Carmody (former head coach at Princeton). Robinson's relationship with Carmody dates to the 1982-83 season when, as senior captain, he led Princeton to the second round of the NCAA Men's Basketball Tournament, Carmody's first year as an assistant coach with the Tigers.

At Northwestern, Robinson developed and implemented his local, national and international recruiting technology. He was an integral part of Northwestern's dramatic turnaround, helping the Wildcats to the most wins in a four-year period in school history at the time with 57 victories from the 2001-2002 to the

## THE CRAIG ROBINSON FILE

### PERSONAL

Born: April 21, 1962 (Chicago, Ill.)  
Family: wife - Kelly, sons - Avery and Austin, daughter - Leslie

### EDUCATION

A.B., Sociology, Princeton University, 1983  
M.B.A., Finance, University of Chicago  
Graduate School of Business, 1992

### CRAIG ROBINSON'S DIVISION I HEAD COACHING CAREER

YEAR	SCHOOL	OVERALL	CONF.	POST.
2006-07	Brown	11-18	6-8	
2007-08	Brown	19-10	11-3	CBI
2008-09	Oregon State	18-18	7-11	CBI
2009-10	Oregon State	14-18	8-10	CBI

### ADDITIONAL COACHING EXPERIENCE

1988-90 -- Illinois Institute of Technology, Assistant Coach  
1999-2000 -- University of Chicago HS, Head Coach  
2000-06 -- Northwestern University, Assistant Coach

### HEAD BASKETBALL COACH

#### OREGON STATE UNIVERSITY (2008-PRESENT)

- Captured the CBI championship during the 2008-09 season, the first postseason men's basketball title in school history.
- Named District IX Coach of the Year by the United States Basketball Writers Association.
- In his first year, team improved by 12 wins overall and seven in conference play. The 12-win improvement ranked No. 3 in the nation and was the fifth best in Pac-10 history.
- Has won 32 games in his first two seasons, the most since the 1989-90 and 1990-91 seasons.
- Has led Oregon State to back-to-back postseason tournaments for the first time since the 1988-89 and 1989-90 seasons.

### HEAD BASKETBALL COACH

#### BROWN UNIVERSITY, 2006-2008

- Set school record for wins (19) in the 2007-08 season.
- Won more games (30) in his first two years than any other head coach in Brown basketball history.
- Led Brown to its fourth-ever postseason appearance in 2008 (CBI).
- Named Rhode Island Coach of the Year for 2007-08.
- Posted the highest winning percentage (.645) since 1945.
- Led team to an 11-3 record in Ivy League play, the second-most wins ever in conference play.
- Named 2007 Ivy League "Coach of the Year" by BasketballU.com. as well as its first-ever season sweep of Penn and Princeton.
- Named 2007 Ivy League "Coach of the Year" by BasketballU.com.

2004-2005 seasons. Robinson also helped Northwestern finish ninth in the nation in scoring defense (58.8 points per game) in 2005-2006.

A 1983 graduate of Princeton with an AB (Arts of a Bachelor degree) in Sociology, Robinson is considered one of the top players in Ivy League history. He ranks fourth on Princeton's all-time scoring list with 1,441 points and led the Ivy League in field goal percentage in 1982 (.577) and 1983 (.642).

Robinson was also the league's first two-time honoree as Ivy League Player of the Year, sharing the honor in 1982 before winning it outright in 1983. He played under legendary Princeton coach Pete Carrill, leading the Tigers to two NCAA Men's Basketball Tournament appearances during his tenure (1981 and 1983). His 16 rebounds in a NCAA tournament win over Oklahoma State in 1983 ranks fifth in the Ivy League record book for NCAA games.

After graduating from Princeton with a degree in sociology, Robinson was drafted by the Philadelphia 76ers in the fourth round of the 1983 NBA draft. He played two seasons with the Manchester (England) Giants of the European Basketball League. He also served as the assistant to the general manager and public relations officer for Manchester.

Robinson began his coaching career as an assistant coach at the Illinois Institute of Technology from 1988-90. He was responsible for offense implementation, game strategy, recruiting and advance scouting. He was also the head coach at the University of Chicago High School in 1999-2000.

Robinson, who also has a MBA in Finance from the University of Chicago Graduate School of Business (1992), took a hiatus from coaching and went into private business in 1990. He was Vice President for Continental Bank from 1990-92, Vice President for Morgan Stanley Dean Witter from 1992-99 and then Managing Director for Loop Capital Markets before he made his move to Northwestern.

Robinson and his wife, Kelly, have two sons, Avery and Austin, and a daughter, Leslie.

## COACH ROBINSON ON...

### COACHING PHILOSOPHY

My coaching philosophy is to win championships, develop student-athletes for the next level both on and off the court and create and maintain a positive culture within my program. I will accomplish this using:

- local, national and international recruiting
- up-tempo, unselfish offensive schemes
- 100% student-athlete graduation
- disciplined, team-oriented defense
- fundamental basketball skills

My successful playing, coaching and professional experiences will play an integral and unique role in achieving these goals as a head coach.

### STYLE OF PLAY

I will coach to the strengths of the players I recruit. The foundation of my game plan will be an up-tempo, unselfish offense anchored by a disciplined, team-oriented defense. My staff and I will teach our players offensive and defensive fundamentals emphasizing an unselfish philosophy. This is extremely important today with respect to the lack of fundamentals taught to student-athletes before college, in addition to the influx of fundamentally sound international players.

### RECRUITING

I have recruited and will continue to recruit locally, nationally and internationally. Given my extensive relationships, I will recruit skillful, athletic and intelligent players whose goals are to win and learn. The players I recruit will be multi-dimensional and athletic. There will be a bias toward good shooters and defenders. Big men will be skillful runners who are comfortable on the perimeter. I have also spearheaded the development of an Internet-based recruiting tool that is currently being used by various Division I programs across the country.

This tool enables me and my staff to communicate on a regular, systematic basis with hundreds of recruits annually. My ability to recruit talented players is based on my tremendous communication skills bolstered by my skills in evaluating and

developing talent. This enables me to target prospects earlier and provide them with an honest evaluation of where they fit in my plans. I believe that this up-front honesty is key to getting in early with recruits and their families.

My recruiting successes include: Michael Thompson, a former McDonald's All-American and Duke transfer who chose Northwestern over Notre Dame, UCLA, Texas and Ohio State; T.J. Parker, who was recruited by Marquette and Georgia Tech; and Vedran Vukusic, who turned down a pro contract to play for Northwestern.

### ACADEMICS

Academics will never be compromised. My goal is to have a 100% graduation rate. I will recruit student-athletes who have graduation at the top of their priority list. My philosophy will be supplemented with very disciplined requirements enforced by the coaching staff. The academic coaches will supervise mandatory study halls on and off the road. Tutors will be allowed to travel with the team. Players will understand that academics are equally as important as athletics.

### WHAT THEY ARE SAYING...

"It's hard not to talk to Oregon State head coach Craig Robinson and walk away not being impressed."

- Andy Katz, ESPN.com

"Met Craig Robinson at the Final Four and was blown away. If he walked into my living room tomorrow, he could have my 4-year-old, 7-year-old and my dog as his recruits. What a presence."

- Dana O'Neil, ESPN.com

"I've known Craig for more than 20 years, and he is one of the new breed of up-and-coming college coaches with playing experience, mastery of X's and O's and the ability to recruit nationally and internationally."

- Steve Mills, President, New York Knicks







## **DOUG STEWART**

**ASSOCIATE HEAD COACH  
THIRD YEAR  
BROWN '94**



Doug Stewart enters his third year with the Oregon State men's basketball program as associate head coach.

In his first two seasons at Oregon State, Stewart has helped lead a remarkable turnaround that has seen the Beavers win 32 games, the most since OSU won 36 contests during the 1989-90 and 1990-91 seasons.

During his second season, Stewart helped lead Oregon State to a tie for fifth-place in the Pacific-10 Conference, the highest finish for the Beavers since 2004-05. The defense ranked among the nation's leaders in points allowed (61.1, No. 28), three-point percentage defense (30.8 percent, No. 33) and steals per game (8.1, No. 37).

In his first year at Oregon State, Stewart helped lead one of the

most-improved teams in the nation as the Beavers captured the College Basketball Invitational championship for the first post-season men's basketball title in school history. Oregon State won 12 more games than the previous season and the turnaround ranked No. 3 in the nation and was the fifth biggest turnaround in Pac-10 history.

Under Stewart's guidance, Oregon State has brought in a pair of highly-decorated recruiting classes. The 2009 class was ranked 10th in the nation by hoopscooponline.com and 21st in the nation by Rivals.com, while the 2010 class was ranked 28th in the nation by hoopscooponline.com.

Prior to joining Oregon State, Stewart spent two years as an assistant coach at Brown. While at Brown, he helped lead a turnaround that saw the Bears record a school-record 19 victories in 2007-08 and earn their fourth-ever post-season tournament berth, competing in the inaugural College Basketball Invitational. Brown posted an 11-3 Ivy League mark, second best in school history, and finished second place in the conference standings.

In his first season at Brown, Stewart helped lead Brown to an improved 11-18 mark, including a win over Providence. In addition, the Bears held Michigan State to 45 points, its lowest point total of the season.

During his time in the position, Stewart served as the recruiting coordinator and supervised strength, conditioning and academic performance and assisted with all other aspects of coaching and player development.

Prior to Brown, Stewart was the head coach at Casper College, a Division I Junior College in Casper, Wyo., for two years after serving as the top assistant coach at Casper during the 2003-2004 season. As an assistant coach, Casper captured the central sub-regional title. As head coach, his team came within one game of winning the regional title each season.

At Casper, he was responsible for all aspects of the program, including national and international recruiting, practices, scouting reports, working with the community and booster clubs and handling all budgetary responsibilities.

Stewart was an assistant coach at Columbia for the 2002-2003 season where he developed post players, administered the strength and conditioning program, coordinated school, home and campus visits, recruited on a national basis and developed practice plans.

He also worked as the top assistant coach at Washington and Lee University in 2002 and was a player/coach and organizational representative for the Washington Generals from 1994-1999.

Stewart was a four-year letter-winner and team captain at Brown, graduating in 1994 with a bachelor's degree in economics. He was the recipient of the 1994 Thomas Hoagland Award, presented annually to the member of the varsity team who exemplifies true unselfishness through commitment and hard work, both on the court and in the community.

A native of Haddonfield, N.J., he was inducted into the Haddonfield Memorial High School Hall of Fame in 2009.

Stewart and his wife, Lindsay, have a son, Sullivan.





## **NATE POMEDAY**

**ASSISTANT COACH  
THIRD YEAR  
NORTHWESTERN '99**



Nate Pomeday enters his third year as an assistant coach with the Oregon State men's basketball program.

In his first two seasons at Oregon State, Pomeday has helped lead the Beavers to their most wins since the 1989-90 and 1990-91 seasons, two postseason tournament berths and two nationally-ranked recruiting classes.

At Oregon State, Pomeday assists in all aspects of the program, including national and international recruiting, scouting reports, game plans, practices and working with community and booster clubs.

Prior to joining Oregon State, Pomeday served as an assistant coach at Lake Forest (Ill.) Academy. In three seasons at Lake Forest Academy, Pomeday helped lead the squad to three straight Independent School League titles. Under his guidance, where he specialized in skill development for junior varsity and varsity basketball players, several members of the program went on to receive Division I men's basketball scholarships.

Prior to arriving at Lake Forest, Pomeday served as the head coach at Calumet College (Ind.) of St. Joseph, where he was the head coach for four seasons. When he was named the head coach for the start-up NAIA Division II program in August 2000, Pomeday was the youngest head men's basketball coach in the nation.

While at Calumet College of St. Joseph, Pomeday produced an increase in wins each year and brought the program to the upper echelon of the Chicagoland Collegiate Athletic Conference. During his four seasons, several players were named CCAC all-conference and one earned NAIA Div. II All-America honors.

His additional coaching experience includes working with Full Package Athletics, Inc., where Pomeday served as the Director of Basketball Operations for two years and served as the head coach for the Under-17 AAU team.

Pomeday attended Northwestern University where he was a standout guard for the Wildcats for four seasons and received his bachelor's degree in communications and master's degree in sports administration. In addition, he spent four seasons as the color commentator for the men's basketball program on WGN Radio.

Pomeday and his wife, Heidi, live in Corvallis.





## DAVID GRACE

**ASSISTANT COACH  
THIRD YEAR  
PARK '03**



David Grace enters his third year as an assistant coach with the Oregon State men's basketball program.

In his first two seasons at Oregon State, Grace has helped lead the Beavers to their most wins since the 1989-90 and 1990-91 seasons and two trips to the College Basketball Invitational, including a 5-1 run in the tournament in 2008-09 that gave the Beavers the national championship.

Grace, who assists in all aspects of the Oregon State program, has also been instrumental in bringing two nationally-ranked recruiting classes to Corvallis with 10 of the 15 players on the current team being sophomores and freshmen.

Grace has rose quickly through the high school and college coaching ranks, becoming known for his relentless work ethic

and inspirational leadership after retiring with 20 years of active duty service in the US Air Force. He also served in Operation Desert Storm.

Prior to Oregon State, Grace served as the top assistant coach at the University of San Francisco for one season. He broke into the college ranks as an assistant coach at Sacramento State University where he assisted in all aspects of the program. He recruited 2006-07 Big Sky Freshman of the Year Vinnie McGhee from Oakland's McClymonds High School and the Oakland Soldiers AAU program.

He started in the high school ranks at Phoenix Trevor Browne as an assistant coach under then head coach Mike Ellsworth. Their team reached the Final Four in 2003 and was ranked among the top 40 schools in the nation by The Sporting News prior to the

2003-04 season. During his time at Trevor Browne, Grace helped develop Ty Morrison (Creighton), Daren Jordan (Oral Roberts) and Kaleo Kina (Navy).

During the 2004-05 season, Grace was hired as the head coach at South Mountain High School in Phoenix, Ariz., where he led the Jaguars to a 5A Division II state championship in his second year. He led the team to a state playoff appearance and was selected the 2005-06 ArizonaVarsity.com and Arizona Informant 5A Coach of the Year in his first year.

Grace started coaching basketball with Boo Williams' AAU program in Hampton, Va. and later received an assignment to Luke Air Force Base in Phoenix, Ariz. He quickly established himself in the local basketball community by co-founding the Arizona Magic AAU program with Anthony Ray and Etop Udo Ema. The top team finished eighth out of 337 teams in the Reebok Big Time Classic in Las Vegas, Nev., which was the best in the history of any AAU team from the state of Arizona.

Grace and his wife, Crystal, have six children, Troy, Terrell, Tierra, David II, Aubrey and Andre.



## **JAIMEE KIRKPATRICK** **OPERATIONS MANAGER -- FOURTH YEAR**

Jaimee Kirkpatrick is entering her fourth season as Operations Manager for the Oregon State men's basketball program. As part of her duties, Kirkpatrick assists in all facets of the program, including team travel, budget management, Oregon State camps, fundraising and on-campus recruiting.

A graduate of Oregon State, Kirkpatrick joined the men's basketball program after earning several honors as a student of OSU. While a student at Oregon State, she served as Memorial Union President for the 2006-2007 year and was a scholarship Naval ROTC student throughout college.

In addition, she sat on the Undergraduate Senate, served as Veteran's Affairs Chairperson and director for the Memorial Union Program Council.

Among her many awards and honors, Kirkpatrick has completed the Leadership Corvallis Program and was named one of the 25 most influential undergraduates at Oregon State. She also just finished a two-year stint on the board for both the Leadership Corvallis Program and the Young Professionals of Corvallis group.

Kirkpatrick graduated from Oregon State with a bachelor's degree in political science and naval science in June 2007. She was married this past year to OSU alumnus Ryan Kirkpatrick and they are expecting their first child in December 2010. Ryan and Jaimee reside in Salem.



## **TOM FREGOSO** **BASKETBALL TRAINER -- EIGHTH YEAR**

Tom Fregoso begins his eighth year as an athletic trainer at Oregon State and his fifth season working with the men's basketball team.

As part of his duties, he is in charge of all care and treatment of the men's basketball team and oversees the graduate assistant athletic trainers working with the men's and women's soccer teams.

Fregoso also serves as staff athletic trainer for the United States Soccer Federation. He is certified by the National Athletic Trainers Association and served as the Head of Athletic Training at the University of Portland from 1984 to 2003. He has also served as an Assistant Athletic Trainer working football at the University of Utah.

Fregoso received his bachelor's degree from Utah in 1981 and earned his master's in sports psychology from Portland in 1991.

Fregoso and his wife, Susie, have two sons, Matt and Jake.



## **SHAWN SCHOEFFLER** **ATHLETIC COMMUNICATIONS -- FIRST YEAR**

Shawn Schoeffler is in his first year as Assistant Director, Athletic Communications and is the primary contact for men's basketball, men's soccer and men's and women's golf.

Schoeffler worked at the Fiesta Bowl for more than 16 years where he handled all publicity efforts for the year-round festival of 40 events in his role as Vice President of Media Relations. He was in charge of all media operations for the Tostitos Fiesta Bowl and Insight Bowl, and handled all media efforts for four national championship games (1996, 1999, 2003 and 2007).

He received a B.S. in technical journalism from Oregon State University where he worked in the sports information department and was sports editor of the Daily Barometer.

Schoeffler and his wife, Stephanie, an Oregon State alumnus, have a daughter, Sara, and a son, Luke.



## **BRENDON ZIEGLER** **STRENGTH & CONDITIONING -- FIFTH YEAR**

Brendon Ziegler is in his fifth season at Oregon State where he serves as the strength and conditioning coach for the men's basketball team.

In his duties, Ziegler handles all strength and conditioning duties for the men's basketball team, including lifting and strength work, core training and speed, agility and flexibility drills. He also coordinates all off-season conditioning programs.

Prior to Oregon State, Ziegler served in similar positions with Hawai'i, Wisconsin and the Chicago Bulls of the NBA.

Ziegler is certified through NSCA-CSCS and USA Weightlifting.

A native of Edgerton, Wisc., Ziegler was a four-year starter in football at Hamline University and is also a competitive weightlifter. His wife, Crissy, is an assistant softball coach at Oregon State.



## **ARDELL BAILEY** **ACADEMIC COUNSELOR -- SIXTH YEAR**

Ardell Bailey is in his sixth year at Oregon State and begins his first year working with the men's basketball team as an academic counselor.

In his role, he handles all aspects of academic support, including facilitating study plans and tutor sessions, working with student-athletes in tracking progress towards degrees and monitoring student-athlete eligibility.

A native of Salem, Ore., Bailey began his collegiate career at Oregon State from 1994-96 before transferring to Willamette University. He graduated from Willamette with a bachelor of science degree in sociology in 1999.




## **TOM WILLIAMS** **EQUIPMENT MANAGER -- 32nd YEAR**

Tom Williams enters his 32nd year at Oregon State and his 11th season working with the Beavers men's basketball team. As part of his duties, he handles all equipment needs and oversees all student-manager support with the team.

A native of Albany, Ore., Williams has lived in the state his entire life and is an avid fisherman and hunter. He also enjoys camping with his family.

Williams and his wife, Vicki, have two sons, Troy and Kevin, and five grandchildren, Zachary, Ethan, Nicolas, Christina and Jaden.



# 2009-10 MEN'S BASKETBALL RESULTS

RECORD	OVERALL	HOME	AWAY	NEUTRAL
ALL GAMES	14-18	9-7	4-9	1-2
CONFERENCE	8-10	5-4	3-6	0-0
NON-CONFERENCE	6-8	4-3	1-3	1-2

DATE	TIME	OPPONENT	SCORE	ATTEND	HIGH POINTS	HIGH REBOUNDS
11/13/09	8:30 PM	vs Texas A&M - Corpus Christi	43-67 L	8541	(12)Tarver, Seth	(7)Johnson, Omari
11/14/09	8:30 PM	vs South Dakota	W 62-47	7761	(14)Haynes, Calvin (14)Schaftenaar, Roeland	(6)Schaftenaar, Roeland
11/15/09	3:30 PM	at Texas Tech	60-64 L	7860	(17)Tarver, Seth	(9)Burton, Joe
11/21/09	12:06 PM	SACRAMENTO STATE	63-65 L	4316	(14)Tarver, Seth	(10)Tarver, Seth
11/28/09	2:00 PM	at George Washington	W 64-57	2401	(18)Tarver, Seth	(7)Tarver, Seth
12/4/09	8:06 PM	COLORADO	W 74-69	5417	(19)Haynes, Calvin	(5)Schaftenaar, Roeland (5)Deane, Daniel
12/6/09	2:06 PM	CS BAKERSFIELD	W 74-39	4927	(13)Cunningham, Jared (13)Burton, Joe	(6)Tarver, Seth (6)Burton, Joe
12/12/09	7:07 PM	at Nebraska	44-50 L	10553	(16)Schaftenaar, Roeland	(11)Deane, Daniel
12/16/09	7:00 PM	at UIC	61-63 L	3906	(17)Tarver, Seth	(6)Deane, Daniel
12/19/09	7:06 PM	MISSISSIPPI VALLEY STATE	W 76-62	4723	(17)Wallace, Lathen	(7)Burton, Joe
12/23/09	5:32 PM	FRESNO STATE	W 73-65	4167	(25)Haynes, Calvin	(6)Tarver, Seth (6)Burton, Joe
12/31/09	7:00 PM	* at Washington	70-76 L	9843	(16)Schaftenaar, Roeland	(7)Schaftenaar, Roeland
01/02/10	4:00 PM	* at Washington State	60-65 L	5967	(17)Haynes, Calvin	(8)Schaftenaar, Roeland
1/6/10	5:32 PM	SEATTLE	48-99 L	4622	(9)Haynes, Calvin	(5)Deane, Daniel
1/10/10	7:37 PM	* at Oregon	W 64-57	8217	(15)Deane, Daniel (15)Tarver, Seth	(8)Deane, Daniel
1/14/10	7:06 PM	* ARIZONA	W 67-64	6746	(22)Schaftenaar, Roeland	(5)Wallace, Lathen (5)Tarver, Seth (5)Deane, Daniel
1/16/10	3:35 PM	* ARIZONA STATE	57-66 L	7472	(17)Haynes, Calvin	(8)Schaftenaar, Roeland
1/21/10	7:00 PM	* at Stanford	35-59 L	6460	(10)Tarver, Seth	(5)Schaftenaar, Roeland
1/23/10	11:00 AM	* at California	61-65 L	8666	(25)Haynes, Calvin	(8)Tarver, Seth
1/28/10	5:32 PM	* USC	W 51-45	6654	(25)Haynes, Calvin	(6)Tarver, Seth
1/30/10	4:35 PM	* UCLA	52-62 L	8067	(16)Haynes, Calvin	(6)Burton, Joe
2/6/10	3:05 PM	* OREGON	W 62-42	9124	(18)Johnson, Omari	(5)Tarver, Seth
2/11/10	5:30 PM	* at Arizona State	46-56 L	6962	(15)Haynes, Calvin	(10)Johnson, Omari
2/13/10	5:00 PM	* at Arizona	W 63-55	14566	(14)Schaftenaar, Roeland	(8)Tarver, Seth
2/18/10	7:36 PM	* CALIFORNIA	W 80-64	6609	(22)Schaftenaar, Roeland	(8)Burton, Joe
2/20/10	12:06 PM	* STANFORD	55-65 L	7061	(21)Haynes, Calvin	(6)Haynes, Calvin
2/25/10	8:00 PM	* at UCLA	56-65 L	7589	(14)Haynes, Calvin	(12)Burton, Joe
2/27/10	4:30 PM	* at USC	W 49-44	6158	(15)Tarver, Seth	(7)Burton, Joe
3/4/10	7:06 PM	* WASHINGTON STATE	W 59-55	6507	(20)Cunningham, Jared	(8)Johnson, Omari
3/6/10	5:05 PM	* WASHINGTON	70-82 L	8014	(15)Schaftenaar, Roeland	(7)Tarver, Seth
03/11/10	8:45 p.m.	vs Washington	52-59 L	12255	(17)Schaftenaar, Roeland	(9)Schaftenaar, Roeland
03/17/10	7:06 p.m.	Boston (CBI)	78-96 L	2913	(21)Cunningham, Jared	(7)Burton, Joe

ATTENDANCE SUMMARY	GAMES	TOTALS	AVG/GAME
HOME	16	97339	6084
AWAY	13	99148	7627
NEUTRAL	3	28557	9519
TOTAL	32	225044	7033

## 2009-10 MEN'S BASKETBALL OVERALL STATISTICS (14-18)

NO	PLAYER	GP	GS	MIN	AVG	TOTAL			3-PTS			REBOUNDS			PF	FO	A	TO	BLK	STL	PTS	AVG				
						FG	FGA	PCT	3FG	FGA	PCT	FT	FTA	PCT									OFF	DEF	TOT	AVG
22	Haynes, Calvin	32	27	990	30.9	137	339	.404	50	139	.360	75	113	.664	13	60	73	2.3	42	0	54	71	3	35	399	12.5
15	Tarver, Seth	32	32	975	30.5	119	250	.476	11	41	.268	76	110	.691	41	105	146	4.6	45	0	72	51	3	70	325	10.2
10	Schaftenaar, Roeland	32	27	816	25.5	99	224	.442	14	56	.250	83	114	.728	31	97	128	4.0	57	0	58	54	13	21	295	9.2
1	Cunningham, Jared	32	19	611	19.1	65	127	.512	7	21	.333	62	83	.747	25	39	64	2.0	82	2	29	75	3	43	199	6.2
34	Wallace, Lathen	31	2	432	13.9	54	150	.360	27	90	.300	28	35	.800	14	33	47	1.5	34	1	12	27	3	14	163	5.3
11	Burton, Joe	32	5	512	16.0	54	116	.466	1	2	.500	41	65	.631	48	97	145	4.5	57	0	31	56	8	13	150	4.7
24	Johnson, Omari	32	10	495	15.5	54	146	.370	20	75	.267	21	31	.677	28	56	84	2.6	35	1	19	33	7	17	149	4.7
30	Deane, Daniel	28	17	380	13.6	26	65	.400	4	19	.211	32	55	.582	28	56	84	3.0	52	0	9	28	4	10	88	3.1
5	Tarver, Josh	32	18	660	20.6	36	77	.468	3	12	.250	20	34	.588	16	45	61	1.9	51	0	53	41	11	25	95	3.0
0	McShane, Kevin	20	1	187	9.4	10	15	.667	0	4	.000	3	11	.273	11	14	25	1.3	32	0	9	9	0	4	23	1.2
12	Brandt, Angus	26	2	238	9.2	9	31	.290	3	12	.250	8	12	.667	8	20	28	1.1	33	0	15	22	5	7	29	1.1
2	Hampton, Calvin	13	0	74	5.7	5	9	.556	0	0	.000	0	0	.000	4	11	15	1.2	8	0	2	4	1	1	10	0.8
4	Sturmer, David	5	0	13	2.6	1	4	.250	0	2	.000	0	2	.000	4	4	8	1.6	0	0	1	0	2	1	2	0.4
3	Richard, Chris	7	0	17	2.4	1	3	.333	0	2	.000	0	0	.000	0	1	1	0.1	0	0	1	1	0	0	2	0.3
<b>TEAM.....</b>													<b>50</b>	<b>61</b>	<b>111</b>	<b>3.5</b>	<b>0</b>							<b>7</b>	<b>0</b>	
<b>TOTAL.....</b>		<b>32</b>				<b>670</b>	<b>1556</b>	<b>.431</b>	<b>140</b>	<b>475</b>	<b>.295</b>	<b>449</b>	<b>665</b>	<b>.675</b>	<b>321</b>	<b>699</b>	<b>1020</b>	<b>31.9</b>	<b>528</b>	<b>4</b>	<b>365</b>	<b>479</b>	<b>63</b>	<b>261</b>	<b>1929</b>	<b>60.3</b>
<b>OPPONENTS.....</b>		<b>32</b>				<b>707</b>	<b>1638</b>	<b>.432</b>	<b>187</b>	<b>601</b>	<b>.311</b>	<b>388</b>	<b>556</b>	<b>.698</b>	<b>320</b>	<b>683</b>	<b>1003</b>	<b>31.3</b>	<b>577</b>	<b>10</b>	<b>379</b>	<b>457</b>	<b>86</b>	<b>220</b>	<b>1989</b>	<b>62.2</b>

SCORE BY PERIODS:	1ST	2ND	TOTAL
OREGON STATE	893	1036	1929
OPPONENTS	932	1057	1989

## 2009-10 MEN'S BASKETBALL PAC-10 CONFERENCE STATISTICS (8-10)

NO	PLAYER	GP	GS	MIN	AVG	TOTAL			3-PTS			REBOUNDS			PF	FO	A	TO	BLK	STL	PTS	AVG				
						FG	FGA	PCT	3FG	FGA	PCT	FT	FTA	PCT									OFF	DEF	TOT	AVG
22	Haynes, Calvin	18	18	594	33.0	86	217	.396	28	84	.333	49	73	.671	11	38	49	2.7	22	0	27	38	0	21	249	13.8
10	Schaftenaar, Roeland	18	18	513	28.5	58	140	.414	5	32	.156	64	89	.719	18	62	80	4.4	34	0	40	33	8	10	185	10.3
15	Tarver, Seth	18	18	558	31.0	61	137	.445	4	18	.222	38	59	.644	25	56	81	4.5	26	0	47	19	3	32	164	9.1
1	Cunningham, Jared	18	12	358	19.9	40	72	.556	3	12	.250	31	41	.756	9	26	35	1.9	54	1	17	50	3	29	114	6.3
34	Wallace, Lathen	18	2	244	13.6	27	79	.342	18	55	.327	14	17	.824	7	18	25	1.4	16	0	10	15	0	7	86	4.8
24	Johnson, Omari	18	6	292	16.2	30	91	.330	13	50	.260	7	12	.583	21	37	58	3.2	21	1	11	20	2	9	80	4.4
11	Burton, Joe	18	0	290	16.1	31	66	.470	1	2	.500	15	25	.600	31	47	78	4.3	30	0	16	24	4	4	78	4.3
30	Deane, Daniel	15	9	194	12.9	12	32	.375	2	12	.167	14	20	.700	9	20	29	1.9	28	0	7	15	2	2	40	2.7
5	Tarver, Josh	18	6	338	18.8	14	36	.389	1	6	.167	13	20	.650	12	21	33	1.8	24	0	25	12	6	18	42	2.3
0	McShane, Kevin	15	1	148	9.9	7	10	.700	0	2	.000	2	7	.286	5	12	17	1.1	26	0	7	5	0	4	16	1.1
2	Hampton, Calvin	5	0	26	5.2	1	2	.500	0	0	.000	0	0	.000	1	5	6	1.2	4	0	1	2	0	1	2	0.4
12	Brandt, Angus	12	0	41	3.4	0	4	.000	0	1	.000	1	2	.500	5	1	6	0.5	9	0	3	7	0	2	1	0.1
3	Richard, Chris	2	0	3	1.5	0	0	.000	0	0	.000	0	0	.000	0	0	0	0.0	0	0	0	0	0	0	0	0.0
4	Sturmer, David	1	0	1	1.0	0	0	.000	0	0	.000	0	0	.000	0	1	1	1.0	0	0	0	0	0	0	0	0.0
<b>TEAM.....</b>													<b>30</b>	<b>33</b>	<b>63</b>	<b>3.5</b>	<b>0</b>							<b>3</b>	<b>0</b>	
<b>TOTAL.....</b>		<b>18</b>				<b>367</b>	<b>886</b>	<b>.414</b>	<b>75</b>	<b>274</b>	<b>.274</b>	<b>248</b>	<b>365</b>	<b>.679</b>	<b>184</b>	<b>377</b>	<b>561</b>	<b>31.2</b>	<b>294</b>	<b>2</b>	<b>211</b>	<b>243</b>	<b>28</b>	<b>139</b>	<b>1057</b>	<b>58.7</b>
<b>OPPONENTS.....</b>		<b>18</b>				<b>381</b>	<b>889</b>	<b>.429</b>	<b>95</b>	<b>313</b>	<b>.304</b>	<b>230</b>	<b>327</b>	<b>.703</b>	<b>176</b>	<b>396</b>	<b>572</b>	<b>31.8</b>	<b>317</b>	<b>5</b>	<b>218</b>	<b>254</b>	<b>53</b>	<b>101</b>	<b>1087</b>	<b>60.4</b>

SCORE BY PERIODS:	1ST	2ND	TOTAL
OREGON STATE	497	560	1057
OPPONENTS	510	577	1087

# 2009-10 MISCELLANEOUS STATISTICS

## OREGON STATE'S RECORD WHEN...

Scoring First.....	9-11
Opponent Scores First.....	5-7
Leading at Halftime.....	11-2
Trailing at Halftime.....	3-14
Tied at Halftime.....	0-2
Leading with 5 Minutes to Play.....	13-1
Tied with 5 Minutes to Play.....	0-0
Trailing with 5 Minutes to Play.....	1-17
Overtime Games.....	0-0
Game Decided by 1-5 Points.....	4-5
Game Decided by 6-9 Points.....	5-5
Game Decided by 10+ Points.....	5-8
Scoring 90-99 Points.....	0-0
Scoring 80-89 Points.....	1-0
Scoring 70-79 Points.....	4-3
Scoring 60-69 Points.....	6-5
Scoring 50-59 Points.....	2-5
Scoring 49 or Fewer Points.....	1-5
Opp. Scoring 90-99 Points.....	0-2
Opp. Scoring 80-89 Points.....	0-1
Opp. Scoring 70-79 Points.....	0-1
Opp. Scoring 60-69 Points.....	5-10
Opp. Scoring 50-59 Points.....	4-4
Opp. 49 or Fewer Points.....	5-0
50%-plus FG Pct.....	7-1
40-49% FG Pct.....	6-9
39.9%-minus FG Pct.....	1-8
Opp. 50%-plus FG Pct.....	0-6
Opp. 40-49% FG Pct.....	5-9
Opp. 39.9%-minus FG Pct.....	9-3
Better FG% than Opponent.....	13-5
FG% is Equal.....	0-0
Opponent Has Better FG%.....	1-13
80%-plus FT Pct.....	2-3
70-79% FT Pct.....	3-3
69%-minus FT Pct.....	9-12
Better FT% than Opponent.....	8-3
FT% is Equal.....	0-0
Opponent Has Better FT%.....	6-15
Outrebounding Opponent.....	9-5
Rebounds are Equal.....	0-3
Outrebounded by Opponent.....	5-10
Fewer Turnovers than Opponent.....	8-4
Turnovers are Equal.....	3-2
More Turnovers than Opponent.....	3-12
5 Beavers in Double-Figures.....	2-0
4 Beavers in Double-Figures.....	3-1
3 Beavers in Double-Figures.....	5-6
2 Beavers in Double-Figures.....	3-8
1 Beaver in Double-Figures.....	1-3
Oregon State Bench Scores More.....	10-11
Bench Scoring is Equal.....	2-0
Opponent Bench Scores More.....	2-7
Wearing Black.....	3-4
Wearing Orange.....	3-7
Wearing White.....	8-7
Biggest Deficit in Win.....	11, two times
Biggest Lead in Loss.....	13 vs. Washington (3/11/10)

## OREGON STATE HIGHS/LOWS

Most Points.....	80 vs. California (2/18/10)
Fewest Points.....	35 at Stanford (1/21/10)
Most 1st Half Points.....	39 vs. California (2/18/10)
Fewest 1st Half Points.....	18, three times
Most 2nd Half Points.....	51 vs. Boston (3/17/10)
Fewest 2nd Half Points.....	13 at Stanford (1/21/10)
Best FG Pct.....	56.9 (27-of-48) vs. CS Bakersfield (12/6/09)
Worst FG Pct.....	24.6 (14-of-57) at Arizona State (2/11/10)
3-Pt. FGs Made.....	9 vs. Mississippi Valley State (12/19/09)
Free Throws Made.....	24 vs. Washington State (1/2/10)
Free Throws Attempted.....	27 vs. California (2/18/10)
Rebounds.....	42 vs. South Dakota (11/14/09)
Fewest Rebounds.....	22 at Stanford (1/21/10)
Best Rebound Margin.....	+17 vs. South Dakota (11/14/09)
Worst Rebound Margin.....	-16, two times
Assists.....	20 vs. Oregon (2/6/10)
Fewest Assists.....	3 at Stanford (1/21/10)
Most Turnovers.....	25 vs. Texas A&M-CC (11/13/09)
Fewest Turnovers.....	6 at Arizona State (2/11/10)
Best Turnover Margin.....	+8 vs. USC (1/28/10)
Worst Turnover Margin.....	-10 vs. Texas A&M-CC (11/13/09)
Blocked Shots.....	5 vs. Fresno State (12/23/09)
Steals.....	14, three times

## OPPONENT HIGHS/LOWS

Most Opp. Points.....	99 by Seattle (1/6/10)
Fewest Opp. Points.....	39 by Cal State Bakersfield (12/6/09)
Most Opp. 1st Half Pts.....	46 by Boston (3/17/10)
Fewest Opp. 1st Half Pts.....	15 by Washington State (3/4/10)
Most Opp. 2nd Half Pts.....	58 by Seattle (1/6/10)
Fewest Opp. 2nd Half Pts.....	15 by CS Bakersfield (12/6/09)
Opp. FG Pct.....	65.7 by UCLA (1/30/10)
Worst Opp. FG Pct.....	26.5 by CS Bakersfield (12/6/09)
Opp. 3-Pt. FGs Made.....	12 by Boston (3/17/10)
Opp. 3-Pt. FGs Attempted.....	32 by Boston (3/17/10)
Opp. FTs Made.....	19 by Washington State (3/4/10)
Opp. FTs Attempted.....	29 by Washington State (1/2/10)
Opp. Rebounds.....	47 by Seattle (1/6/10)
Fewest Opp. Rebounds.....	22 by California (2/18/10)
Opp. Assists.....	22 by Boston (3/17/10)
Fewest Opp. Assists.....	4 by Oregon (2/6/10)
Most Opp. Turnovers.....	23 by Cal State Bakersfield (12/6/09)
Fewest Opp. Turnovers.....	7 by Washington (3/6/10)
Blocked Shots.....	7, two times
Steals.....	13 by George Washington (11/28/09)

## OREGON STATE PLAYER SUPERLATIVES

Points.....	25, three times by Haynes, Calvin
Field Goals Made.....	10 by Haynes, Calvin at Cal
Field Goal Att.....	22 by Haynes, Calvin at Arizona State
3-Point FG Made.....	5, Haynes, Calvin vs. Fresno State
3-Point FG Att.....	12, Haynes, Calvin vs. UCLA
Free Throws Made.....	12 by Schaftenaar, Roeland vs. Cal
Free Throw Att.....	15 by Schaftenaar, Roeland vs. Cal
Rebounds.....	12, Burton, Joe at UCLA
Assists.....	8, Tarver, Seth vs. Mississippi Valley State
Steals.....	8, two times by two players
Blocked Shots.....	2, two times by two players

## OREGON STATE BY THE NUMBERS

DOUBLE-DOUBLES	2009-10	CAREER
Daniel Deane	-	2
Roeland Schaftenaar	-	2
Omari Johnson	-	1
Seth Tarver	1	1
Joe Burton	1	1

DOUBLE-FIGURE POINTS	2009-10	CAREER
Calvin Haynes	20	45
Seth Tarver	17	44
Roeland Schaftenaar	15	39
Lathen Wallace	6	29
Josh Tarver	2	25
Omari Johnson	4	20
Jared Cunningham	8	8
Daniel Deane	3	8
Joe Burton	6	6
Calvin Hampton	-	2

20-PLUS POINTS GAMES	2009-10	CAREER
Calvin Haynes	4	8
Roeland Schaftenaar	-	3
Jared Cunningham	2	2
Josh Tarver	-	2
Seth Tarver	-	2

DOUBLE-FIGURE REBOUNDS	2009-10	CAREER
Roeland Schaftenaar	-	4
Seth Tarver	1	3
Daniel Deane	1	3
Omari Johnson	1	2
Joe Burton	1	1

## FINAL 2009-10 PAC-10 STANDINGS

TEAM	PAC-10	PCT.	ALL	PCT.
California	13-5	.722	24-11	.686
Arizona State	12-6	.667	22-11	.667
Washington	11-7	.611	26-10	.722
Arizona	10-8	.555	16-15	.516
USC	8-10	.444	16-14	.533
Oregon State	8-10	.444	14-18	.438
UCLA	8-10	.444	14-18	.438
Oregon	7-11	.389	16-16	.500
Stanford	7-11	.389	14-18	.438
Washington State	6-12	.333	16-15	.516

## OREGON STATE IN THE PAC-10

FINAL STATS	ALL GAMES		PAC-10	
CATEGORY (TEAM)	NO.	RANK	NO.	RANK
Scoring Offense	60.3	9	58.7	10
Scoring Defense	62.2	3	60.4	2
Scoring Margin	-1.9	10	-1.7	6
Free Throw %	.675	7	.679	7
Field Goal %	.431	8	.414	9
Field Goal % Defense	.432	4	.429	3
3-Point FG %	.295	10	.274	10
3-Point FG % Defense	.311	1	.304	2
Rebounding Offense	31.8	8	31.1	9
Rebounding Defense	31.4	2	31.8	1
Rebounding Margin	+0.5	6	-0.7	7
Blocked Shots	2.0	9	1.6	10
Assists	11.4	7	11.7	7
Steals	8.2	1	7.7	1
Turnover Margin	-0.7	7	+0.6	4
Assist/Turnover Ratio	0.8	9	0.9	7

# SCORING RECORDS

## CAREER

### 1,000-POINT SCORERS

	G	PTS
1. Gary Payton (1987-90)	120	2,172
2. Steve Johnson (1977-81)	116	2,035
3. Mel Counts (1962-64)	89	1,973
4. A.C. Green (1982-85)	115	1,694
5. Charlie Sitton (1981-84)	117	1,561
6. Dave Gambee (1956-58)	78	1,468
7. Eric Knox (1985-89)	121	1,407
8. Deaundra Tanner (1998-01)	113	1,399
9. Mark Radford (1978-81)	113	1,390
10. Scott Haskin (1989-93)	111	1,319
11. Brent Barry (1992-95)	108	1,304
12. Ray Blume (1978-81)	111	1,288
13. Cliff Crandall (1946-49)	126	1,248
14. Steve Woodside (1983-86)	117	1,236
Brian Jackson (2000-03)	107	1,236
16. Freddie Boyd (1970-72)	80	1,221
17. Chris Stephens (2003-06)	119	1,214
18. Earl Martin (1986-90)	125	1,198
19. Don Smith (1974-77)	113	1,176
20. Marcel Jones (2005-08)	114	1,166
21. Will Brantley (1988-91)	113	1,145
22. Jim Jarvis (1963-65)	86	1,142
23. Vic Bartalome (1968-70)	76	1,137
24. Vince Fritz (1967-70)	73	1,121
25. Paul Miller (1973-76)	107	1,089
26. Teo Alibegovic (1989-91)	87	1,075
27. Sam Whitehead (1971-73)	79	1,042
28. Sasa Cuic (2005-07)	91	1,037
29. Rocky Smith (1976-77)	56	1,034
30. Jose Ortiz (1986-87)	52	1,029
31. David Lucas (2002-05)	78	1,019
32. Loy Peterson (1966-68)	81	1,018
33. Jason Heide (1998-01)	102	1,017
34. Swede Halbrook (1954-55)	48	1,011

### SCORING AVERAGE

	G	AVG
1. Mel Counts (1962-64)	89	22.2
2. Swede Halbrook (1954-55)	48	21.1
3. Jose Ortiz (1986-87)	52	19.8
4. Dave Gambee (1956-58)	78	18.8
5. Rocky Smith (1976-77)	56	18.5
6. Gary Payton (1987-90)	120	18.1
7. Steve Johnson (1977-81)	116	17.5
8. Corey Benjamin (1997-98)	48	17.5
9. Philip Ricci (2002-03)	56	16.4
10. Lonnie Shelton (1974-75)	57	15.5

(minimum two seasons played)

## SINGLE-SEASON TOP 10

	G	PTS
1. Mel Counts (1963-64)	29	775
2. Gary Payton (1989-90)	29	746
3. Jose Ortiz (1986-87)	30	668
4. Mel Counts (1962-63)	31	661
5. Swede Halbrook (1953-54)	29	614
6. Gary Payton (1988-89)	30	603
7. A.C. Green (1984-85)	31	591
8. Steve Johnson (1980-81)	28	589
9. Rocky Smith (1976-77)	29	575
10. Brent Barry (1994-95)	27	567

### SCORING AVERAGE

	G	AVG
1. Mel Counts (1963-64)	29	26.7
2. Gary Payton (1989-90)	29	25.7
3. Jose Ortiz (1986-87)	30	22.3
4. Mel Counts (1962-63)	31	21.3
5. Swede Halbrook (1953-54)	29	21.2
6. Jim Jarvis (1964-65)	26	21.1
7. Steve Johnson (1980-81)	28	21.0
8. Brent Barry (1994-95)	27	21.0
9. Dave Gambee (1956-57)	26	20.2
10. Gary Payton (1988-89)	30	20.1

(played in minimum of 66.7% of games)

## PAC-10 SINGLE-SEASON TOP 10

	G	PTS
1. Gary Payton (1989-90)	18	454
2. Brent Barry (1994-95)	18	407
3. Steve Johnson (1980-81)	18	399
4. Gary Payton (1988-89)	18	392
5. Jose Ortiz (1986-87)	18	368
6. Scott Haskin (1991-92)	18	365
7. Teo Alibegovic (1990-91)	18	357
8. David Lucas (2004-05)	18	343
9. A.C. Green (1983-84)	18	333
10. David Lucas (2003-04)	18	330

### SCORING AVERAGE

	G	AVG
1. Gary Payton (1989-90)	18	25.2
2. Brent Barry (1994-95)	18	22.6
3. Steve Johnson (1980-81)	18	22.2
4. Gary Payton (1988-89)	18	21.8
5. Corey Benjamin (1997-98)	13	20.9
6. Jose Ortiz (1986-87)	18	20.4
7. Scott Haskin (1991-92)	18	20.3
8. Teo Alibegovic (1990-91)	18	19.8
9. Steve Johnson (1978-79)	17	19.2
Charlie Sitton (1982-83)	17	19.2

(played in minimum of 66.7% of games)

## RECORDS BY CLASS

	G	PTS
1. Mel Counts (1963-64)	29	775
2. Gary Payton (1989-90)	29	746
3. Jose Ortiz (1986-87)	30	668
4. A.C. Green (1984-85)	31	591
5. Steve Johnson (1980-81)	28	589
6. Rocky Smith (1976-77)	29	575
7. Brent Barry (1994-95)	27	567
8. Freddie Boyd (1971-72)	28	554
9. Jim Jarvis (1964-65)	26	548
10. Mustapha Hoff (1994-95)	27	507

### JUNIORS

	G	PTS
1. Mel Counts (1962-63)	31	661
2. Gary Payton (1988-89)	30	603
3. Scott Haskin (1991-92)	31	558
4. Charlie Sitton (1982-83)	30	563
5. Dave Gambee (1956-57)	26	525
6. Steve Johnson (1979-80)	30	509
7. Marcel Jones (2006-07)	32	489
8. David Lucas (2003-04)	28	482
9. Freddie Boyd (1970-71)	26	464
10. Ray Blume (1979-80)	30	463

### SOPHOMORES

	G	PTS
1. Swede Halbrook (1953-54)	29	614
2. Lonnie Shelton (1974-75)	31	566
3. Mel Counts (1961-62)	29	537
4. Steve Johnson (1978-79)	27	498
5. Corey Benjamin (1997-98)	25	496
6. Dave Gambee (1955-56)	26	467
7. Vince Fritz (1966-67)	28	458
8. Gary Payton (1987-88)	31	449
9. Chris Stephens (2003-04)	28	442
10. A.C. Green (1982-83)	31	435

### FRESHMEN

	G	PTS
1. Carson Cunningham (1996-97)	27	403
2. Steve Johnson (1976-77)	28	379
3. Gary Payton (1986-87)	30	374
4. Corey Benjamin (1996-97)	23	343
5. Lonnie Shelton (1973-74)	26	318
6. Teo Alibegovic (1988-89)	30	312
7. Brian Jackson (1999-00)	24	299
8. Sasa Cuic (2004-05)	32	295
9. Josh Tarver (2006-07)	32	293
10. Mark Radford (1977-78)	27	286



# SCORING RECORDS

## SINGLE-GAME SCORING RECORDS (includes all 30+ point games)

NAME	PTS	OPPONENT	DATE
Gary Payton	58	USC	2/22/1990
Mel Counts	48	LSU	12/26/1963
Gary Payton	48	Loyola Marymount	12/19/1989
Nollie Reed	47	Winlock AC	1907
Mel Counts	42	Indiana	12/20/1963
Gary Payton	41	Washington State	1/21/1989
A.C. Green	39	Stanford	2/2/1985
Gary Payton	39	Tennessee	12/10/1989
Red Rocha	38	Idaho	2/12/1947
Mel Counts	38	Washington State	11/30/1963
Mel Counts	38	Cincinnati	1/4/1964
Mel Counts	38	Oregon	1/18/1964
Steve Johnson	38	BYU	12/28/1979
Steve Johnson	38	Washington	1/24/1981
Jose Ortiz	38	San Jose State	12/29/1986
Freddie Boyd	37	UCLA	1/7/1972
Nollie Reed	36	Spokane AC	1907
Mel Counts	36	Idaho	2/22/1964
Rocky Smith	36	UNLV	11/29/1975
Steve Johnson	36	Arizona	2/8/1979
Gary Payton	36	Stanford	1/5/1990
Corey Benjamin	36	Arizona State	1/22/1998
Corey Benjamin	36	Oregon	1/31/1998
Swede Halbrook	35	Idaho	1/22/1954
Swede Halbrook	35	UCLA	3/4/1955
Dave Gambee	35	Yale	12/27/1957
Mel Counts	35	Iowa	12/29/1962
Gary Payton	35	Louisiana Tech	12/29/1989
Marcel Jones	35	No. Colorado	11/24/2006
Mel Counts	34	Oregon	2/29/1964
Jim Jarvis	34	Oregon	3/5/1965
Teo Alibegovic	34	UCLA	1/24/1991
Brent Barry	34	California	3/4/1995
Corey Benjamin	34	UCLA	2/7/1998
Tony Vlastelica	33	Washington	1/15/1955
Lee Harman	33	Iowa	12/29/1958
Lee Harman	33	Idaho	1/22/1959
Mel Counts	33	Cincinnati	1/3/1964
Freddie Boyd	33	Oklahoma State	12/5/1970
Steve Johnson	33	USC	2/5/1979
Steve Johnson	33	USC	1/5/1980
Steve Johnson	33	USC	2/27/1981
A.C. Green	33	Boise State	12/15/1984
Jose Ortiz	33	UTEP	11/29/1986
Scott Haskin	33	USC	2/15/1992
Brent Barry	33	Stanford	3/2/1995
Corey Benjamin	33	USC	2/5/1998
Swede Halbrook	32	Idaho	1/8/1954
Dave Gambee	32	Villanova	12/31/1955
Dave Gambee	32	Idaho	2/22/1957
Mel Counts	32	Washington	12/7/1963
Vince Fritz	32	USC	2/11/1967
Gary Freeman	32	LSU	12/22/1969
Vic Bartolome	32	California	2/14/1970
Freddie Boyd	32	Washington State	3/3/1972
Rocky Smith	32	Oregon	3/3/1977
Steve Johnson	32	Arizona	1/5/1981
Charlie Sitton	32	Bradley	12/18/1982
Charlie Sitton	32	Oregon	3/5/1983
A.C. Green	32	Hawaii-Loa	12/22/1984
Gary Payton	32	Stanford	2/3/1990

NAME	PTS	OPPONENT	DATE
Scott Haskin	32	Oregon	2/6/1993
Brian Jackson	32*	Texas A&M-CC	1/4/2000
Swede Halbrook	31	Washington State	2/5/1954
Swede Halbrook	31	Idaho	2/14/1955
Swede Halbrook	31	Idaho	2/15/1955
Ken Nanson	31	UCLA	1/4/1958
Mel Counts	31	Seattle	12/7/1962
Mel Counts	31	Washington	12/8/1962
Mel Counts	31	Seattle	1/31/1964
Mel Counts	31	Oregon	2/28/1964
Jim Jarvis	31	Arizona State	12/9/1964
Loy Petersen	31	Oregon	3/9/1968
Vic Bartolome	31	Stanford	2/13/1970
Steve Johnson	31	Washington	2/17/1979
Jose Ortiz	31	Washington	1/18/1986
Jose Ortiz	31	UCLA	1/18/1987
Gary Payton	31	Washington	2/18/1989
Gary Payton	31	Evansville	3/15/1989
Gary Payton	31	Arizona State	3/9/1990
Brent Barry	31	UCLA	3/10/1994
Brent Barry	31	USC	3/12/1994
Mustapha Hoff	31	UCLA	1/7/1995
Brent Barry	31	Oregon	1/14/1995
Brent Barry	31	Arizona	1/28/1995
Corey Benjamin	31	California	1/16/1997
Cliff Crandall	30	California	12/29/1947
Dave Gambee	30	Stanford	1/4/1957
Dave Gambee	30	UCLA	2/22/1958
Mel Counts	30	Seattle	3/11/1963
Jim Jarvis	30	Washington	12/5/1964
Jim Jarvis	30	Washington State	2/26/1965
Loy Petersen	30	Stanford	12/30/1965
Vince Fritz	30	Oregon	1/28/1967
Vince Fritz	30	UCLA	2/17/1968
Freddie Boyd	30	Washington State	1/22/1972
Rocky Smith	30	California	2/4/1977
Jose Ortiz	30	Portland	12/6/1986
Gary Payton	30	Oregon	3/3/1988
Gary Payton	30	Arizona State	2/9/1989
Gary Payton	30	Oregon	12/30/1989
Gary Payton	30	Oregon	1/13/1990
Gary Payton	30	UCLA	1/27/1990
Gary Payton	30	Oregon	2/11/1990
Mario Jackson	30	Washington State	2/16/1991
Teo Alibegovic	30	Arizona State	3/2/1991
Brent Barry	30	USC	1/5/1995
Corey Benjamin	30	California	1/5/1998

\* OSU freshman record

## SINGLE-GAME SCORING RECORDS

### CONSECUTIVE GAMES WITH 10+ POINTS

89	Mel Counts	Dec. 1961 to March 1964
50	Gary Payton	Dec. 1988 to March 1990
40	Scott Haskin	Dec. 1991 to Jan. 1993
37	Freddie Boyd	Dec. 1970 to Jan. 1972
33	Jose Ortiz	March 1986 to March 1987
32	Dave Gambee	Jan. 1957 to Feb. 1958
29	Philip Ricci	Jan. 2002 to Jan. 2003
27	Corey Benjamin	Jan. 1997 to Jan. 1998
25	Jim Jarvis	Dec. 1964 to March 1965
24	Vince Fritz	Dec. 1967 to Dec. 1969

### CONSECUTIVE GAMES WITH 15+ POINTS

24	Freddie Boyd	Feb. 1971 to Jan. 1972
21	Mel Counts	Jan. 1962 to Dec. 1963
18	Dave Gambee	Jan. 1957 to Dec. 1957
18	Jose Ortiz	Jan. 1987 to March 1987
17	Gary Payton	Dec. 1989 to Feb. 1990
15	Mel Counts	Dec. 1961 to Jan. 1962
15	Mel Counts	Jan. 1964 to March 1964
15	Gary Payton	Dec. 1988 to Feb. 1989

### CONSECUTIVE GAMES WITH 20+ POINTS

9	Swede Halbrook	Dec. 1953
9	Mel Counts	March 1963 to Dec. 1964
9	Jose Ortiz	March 1986 to Dec. 1986
8	Freddie Boyd	Dec. 1971 to Jan. 1972
7	Swede Halbrook	Jan. 1955 to Feb. 1955
7	Steve Johnson	Feb. 1981 to March 1981
7	Gary Payton	Dec. 1989 to Jan. 1990

### CONSECUTIVE GAMES WITH 25+ POINTS

4	Mel Counts	Dec. 1962
4	Mel Counts	Feb. 1964 to March 1964
4	Gary Payton	Dec. 1989 to Jan. 1990

### CONSECUTIVE GAMES WITH 30+ POINTS

3	Mel Counts	Feb. 1964
3	Gary Payton	Jan. 1990
3	Corey Benjamin	Jan. 1998 to Feb. 1998

### BEST OREGON STATE DEBUT (FRESHMAN)

22	Steve Johnson vs. Hawaii, 11/26/1976
18	Carson Cunningham vs. Portland, 11/26/1996
17	Sasa Guic vs. Siena, 11/17/2004

### BEST OREGON STATE DEBUT (SOPHOMORE)

28	Mel Counts vs. Montana State, 12/1/1961
26	Teo Alibegovic vs. Portland, 11/26/1988
24	Billy Nickelberry vs. Miami (Fla.), 12/1/1969

### BEST OREGON STATE DEBUT (JUNIOR)

18	Jose Ortiz vs. USC, 12/22/1985
18	Jerome Vaden vs. Portland, 11/26/1996
15	Philip Ricci vs. Texas, 11/22/2001

# FIELD GOALS

## CAREER TOP 10

FG MADE	G	FGM
1. Gary Payton (1987-90)	120	829
2. Steve Johnson (1977-81)	116	828
3. Mel Counts (1962-64)	89	715
4. A.C. Green (1982-85)	115	612
5. Charlie Sitton (1981-84)	117	582
6. Mark Radford (1978-81)	113	549
7. Ray Blume (1978-81)	111	535
8. Dave Gambee (1956-58)	78	534
Don Smith (1974-77)	113	534
10. Scott Haskin (1989-93)	111	524

FG ATTEMPTED	G	FGA
1. Gary Payton (1987-90)	120	1,710
2. Mel Counts (1962-64)	89	1,653
3. Dave Gambee (1956-58)	78	1,516
4. Steve Johnson (1977-81)	116	1,222
5. Deaundra Tanner (1998-01)	113	1,190
6. Eric Knox (1985-89)	121	1,131
7. Marcel Jones (2005-08)	114	1,091
8. Mark Radford (1978-81)	113	1,056
9. Tony Vlastelica (1953-55)	79	1,053
10. Don Smith (1974-77)	113	1,049

FG PCT.	FG-FGA	PCT
1. Steve Johnson (1977-81)	828-1,222	.678
2. Vic Bartolome (1968-70)	463-763	.607
3. A.C. Green (1982-85)	612-1,017	.602
4. Charlie Sitton (1981-84)	582-1,013	.575
5. Jose Ortiz (1986-87)	385-691	.557
6. Scott Haskin (1989-93)	524-953	.550
7. Ray Blume (1978-81)	535-992	.539
8. Rocky Smith (1976-77)	437-823	.531
9. Lonnie Shelton (1974-75)	370-699	.529
10. Philip Ricci (2002-03)	334-633	.528

(minimum two seasons played, 500 attempts)

## SINGLE-SEASON TOP 10

FG MADE	G	FGM
1. Gary Payton (1989-90)	29	288
2. Mel Counts (1963-64)	29	269
3. Mel Counts (1962-63)	31	253
4. Jose Ortiz (1986-87)	30	248
5. Rocky Smith (1976-77)	29	238
6. Lonnie Shelton (1974-75)	31	235
Steve Johnson (1980-81)	28	235
8. Scott Haskin (1991-92)	31	226
9. Swede Halbrook (1953-54)	29	218
10. A.C. Green (1984-85)	31	217

FG ATTEMPTED	G	FGA
1. Mel Counts (1963-64)	29	579
2. Mel Counts (1962-63)	31	574
3. Gary Payton (1989-90)	29	571
4. Dave Gambee (1955-56)	26	543
5. Dave Gambee (1956-57)	26	514
6. Mel Counts (1961-62)	29	500
7. Swede Halbrook (1953-54)	29	483
Jim Jarvis (1964-65)	26	483
9. Rocky Smith (1976-77)	29	466
10. Dave Gambee (1957-58)	26	459

FG PCT.	FG-FGA	PCT
1. Steve Johnson (1980-81)	235-315	.746
2. Steve Johnson (1979-80)	211-297	.710
3. Vic Bartolome (1967-68)	127-192	.661
4. Steve Johnson (1978-79)	197-298	.661
5. A.C. Green (1983-84)	134-204	.657
6. Clifton Jones (1999-00)	98-154	.636
7. Vic Bartolome (1969-70)	178-286	.622
8. A.C. Green (1981-82)	99-161	.615
9. Scott Haskin (1991-92)	226-369	.612
10. A.C. Green (1984-85)	217-362	.599

(minimum 3.0 FGM per game)

## PAC-10 SINGLE-SEASON

FG MADE	G	FGM
1. Gary Payton (1989-90)	18	168
2. Steve Johnson (1980-81)	18	160
3. Scott Haskin (1991-92)	18	146
4. Jose Ortiz (1986-87)	18	139
5. Gary Payton (1988-89)	18	135
David Lucas (2004-05)	18	135
7. Brent Barry (1994-95)	18	133
8. Steve Johnson (1978-79)	17	130
9. Teo Alibegovic (1990-91)	18	129
10. Scott Haskin (1992-93)	18	121
David Lucas (2003-04)	18	121

FG ATTEMPTED	G	FGA
1. Gary Payton (1989-90)	18	352
2. Deaundra Tanner (1998-99)	18	283
3. Gary Payton (1988-89)	18	281
4. David Lucas (2004-05)	18	247
5. Scott Haskin (1992-93)	18	246
6. Jose Ortiz (1986-87)	18	243
7. Teo Alibegovic (1990-91)	18	241
8. Brent Barry (1994-95)	18	238
9. Marcel Jones (2006-07)	18	235
10. Scott Haskin (1991-92)	18	234

FG PCT.	FG-FGA	PCT
1. Steve Johnson (1980-81)	160-215	.744
2. Steve Johnson (1979-80)	101-153	.660
3. A.C. Green (1981-82)	59-90	.656
4. A.C. Green (1983-84)	107-166	.645
5. Steve Johnson (1978-79)	130-204	.637
6. Dwayne Allen (1978-79)	57-90	.633
7. Clifton Jones (1999-00)	57-91	.626
8. Scott Haskin (1991-92)	146-234	.624
9. Charlie Sitton (1981-82)	102-165	.618
10. A.C. Green (1984-85)	119-196	.607

(minimum 3.0 FGM per game)

## SINGLE-GAME RECORDS

FG MADE	G	FGM
22 Gary Payton vs. Loyola Marymount 12/19/1989 (22-for-31)		
22 Gary Payton vs. USC 2/22/1990 (22-for-38)		
17 Rocky Smith vs. UNLV 11/29/1975 (17-for-23)		
17 Steve Johnson vs. BYU 12/28/1979 (17-for-19)		
17 Gary Payton vs. Tennessee 12/10/1989 (17-for-26)		

FG ATTEMPTED	G	FGA
38 Gary Payton vs. USC 2/22/1990 (22-for-38)		
34 Tony Vlastelica vs. Idaho 2/3/1953 (12-for-34)		
31 Dave Gambee vs. Iowa 12/21/1957 (9-for-31)		
31 Gary Payton vs. Loyola Marymount 12/19/1989 (22-for-31)		

FG PCT (10+ attempts)	G	FGM	PCT
1.000 Steve Johnson vs. Hawaii-Hilo 12/5/1979 (13-for-13)			
1.000 Charlie Sitton vs. Portland State 12/8/1980 (11-for-11)			
1.000 Steve Johnson vs. Oregon 1/17/1981 (10-for-10)			
1.000 A.C. Green vs. Oregon 2/2/1984 (10-for-10)			
1.000 Charlie Sitton vs. Arizona 2/13/1984 (10-for-10)			

FG PCT (15+ attempts)	G	FGM	PCT
.895 Steve Johnson vs. BYU 12/28/1979 (17-for-19)			
.875 Steve Johnson vs. Arizona 12/2/1976 (14-for-16)			
.842 Steve Johnson vs. USC 1/5/1980 (16-for-19)			

FG PCT (20+ attempts)	G	FGM	PCT
.739 Rocky Smith vs. UNLV 11/29/1975 (17-for-23)			
.714 Freddie Boyd vs. Oklahoma State 12/5/1970 (15-for-21)			
.710 Gary Payton vs. Loyola Marymount 12/19/1989 (22-for-31)			

CONSECUTIVE FG MADE	G	FGM
16 Steve Johnson vs. BYU 12/28/1979		
16 Jose Ortiz vs. San Jose State 12/29/1986		

# THREE-POINTERS

## CAREER TOP 10

3-FG MADE	G	3FGM
1. Chris Stephens (2003-06)	119	180
2. Deaundra Tanner (1998-01)	113	179
3. Gary Payton (1987-90)	120	178
4. Charles McKinney (1990-93)	107	160
Josh Steintal (1999-01)	86	160
6. Jimmie Haywood (2000-03)	108	144
7. Brent Barry (1992-95)	108	130
8. Adam Masten (1999-02)	112	115
9. Calvin Haynes (2008-10)	93	114
10. Sasa Cuic (2005-07)	91	105
Marcel Jones (2004-2008)	114	105

3-FG ATTEMPTED	G	3FGA
1. Deaundra Tanner (1998-01)	113	503
2. Chris Stephens (2003-06)	119	489
3. Gary Payton (1987-90)	120	482
4. Josh Steintal (1999-01)	86	436
5. Jimmie Haywood (2000-03)	108	409
6. Charles McKinney (1990-93)	107	400
7. Brent Barry (1992-95)	108	377
8. Marcel Jones (2004-05)	114	329
Calvin Haynes (2008-10)	93	329
10. Adam Masten (1999-02)	112	308

3-FG PCT.	3M-3A	PCT
1. Nick DeWitz (2005-06)	61-140	.436
2. Charles McKinney (1990-93)	160-400	.400
3. Sasa Cuic (2005-07)	105-271	.387
4. Eric Knox (1985-89)	97-257	.377
5. Adam Masten (1999-02)	115-308	.373
6. Gary Payton (1987-90)	178-482	.369
7. Chris Stephens (2003-06)	180-489	.368
8. Josh Steintal (1999-01)	160-436	.367
9. Chad Scott (1991-93)	63-174	.362
10. Jason Fontenet (2005-06)	61-170	.359
Lathen Wallace (2007-10)	106-295	.359

(minimum two seasons played, 125 attempts)

## SINGLE-SEASON TOP 10

3-FG MADE	G	3FGM
1. Gary Payton (1988-89)	30	82
2. Chris Stephens (2003-04)	28	76
3. Deaundra Tanner (1999-00)	28	60
4. Charles McKinney (1991-92)	31	59
5. Eric Knox (1988-89)	29	57
Josh Steintal (1998-99)	27	57
Josh Steintal (1999-00)	29	57
8. Gary Payton (1989-90)	29	52
Brent Barry (1994-95)	27	52
Lathen Wallace (2008-09)	34	52

3-FG ATTEMPTED	G	3FGA
1. Gary Payton (1988-89)	30	213
2. Chris Stephens (2003-04)	28	201
3. Deaundra Tanner (1998-99)	27	160
4. Jerome Vaden (1997-98)	30	159
5. Gary Payton (1989-90)	29	156
6. Josh Steintal (1998-99)	27	153
Jimmie Haywood (2002-03)	28	153
8. Deaundra Tanner (1999-00)	28	146
9. Eric Knox (1988-89)	29	144
10. Josh Steintal (1999-00)	29	143
Angelo Tsagarakis (2003-04)	28	143

3-FG PCT.	3M-3A	PCT
1. Nick DeWitz (2004-05)	34-68	.500
2. Sasa Cuic (2005-06)	36-73	.493
3. Rickey Claitt (2008-09)	41-87	.471
4. Charles McKinney (1991-92)	59-137	.431
5. Adam Masten (2000-01)	40-95	.421
6. Brian Jackson (2002-03)	28-68	.412
7. Deaundra Tanner (1999-00)	60-146	.411
8. Deaundra Tanner (1997-98)	37-91	.407
9. Kareem Anderson (1991-92)	31-77	.403
10. Jimmie Haywood (2001-02)	32-80	.400

(minimum 1.0 3FGM per game)

## RECORDS BY CLASS

SENIORS	G	3FGM
1. Eric Knox (1988-89)	29	57
2. Gary Payton (1989-90)	29	52
Brent Barry (1994-95)	27	52
4. Jerome Vaden (1997-98)	30	51
5. Charles McKinney (1992-93)	27	51
Jimmie Haywood (2002-03)	28	51

JUNIORS	G	3FGM
1. Gary Payton (1988-89)	30	82
2. Deaundra Tanner (1999-00)	28	60
3. Charles McKinney (1991-92)	31	59
4. Josh Steintal (1999-00)	29	57
5. Chris Stephens (2004-05)	32	48

## PAC-10 SINGLE-SEASON

3-FG MADE	G	3FGM
1. Gary Payton (1988-89)	18	58
2. Chris Stephens (2003-04)	18	52
3. Josh Steintal (1998-99)	18	42
4. Charles McKinney (1991-92)	18	39
5. Deaundra Tanner (1999-00)	18	37
6. Charles McKinney (1992-93)	18	35
Deaundra Tanner (1998-99)	18	35
Josh Steintal (1999-00)	18	35
9. Brent Barry (1994-95)	18	34
10. Jerome Vaden (1997-98)	18	32

3-FG ATTEMPTED	G	3FGA
1. Gary Payton (1988-89)	18	143
2. Chris Stephens (2003-04)	18	131
3. Deaundra Tanner (1998-99)	18	111
4. Josh Steintal (1998-99)	18	105
5. Deaundra Tanner (1999-00)	18	104
6. Jerome Vaden (1997-98)	18	103
7. Jimmie Haywood (2002-03)	18	95
8. Gary Payton (1989-90)	18	94
9. Eric Knox (1988-89)	18	91
Charles McKinney (1991-92)	18	91

3-FG PCT.	3M-3A	PCT
1. Nick DeWitz (2004-05)	29-52	.558
2. Bill Sherwood (1987-88)	18-34	.529
3. Sasa Cuic (2005-06)	26-51	.510
4. Carson Cunningham (1996-97)	22-45	.489
5. Gary Payton (1987-88)	19-39	.487
6. Rickey Claitt (2008-09)	13-28	.464
7. Nick DeWitz (2005-06)	22-48	.458
7. Kareem Anderson (1991-92)	27-62	.435
9. Charles McKinney (1991-92)	39-91	.429
10. Jimmie Haywood (2000-01)	24-56	.429

(minimum 1.0 3FGM per game)

SOPHOMORES	G	3FGM
1. Chris Stephens (2003-04)	28	76
2. Josh Steintal (1998-99)	27	57
3. Lathen Wallace (2008-09)	34	52
4. Deaundra Tanner (1998-99)	27	51
5. Calvin Haynes (2007-08)	30	48

FRESHMEN	G	3FGM
1. Angelo Tsagarakis (2003-04)	28	45
2. Joe See (2001-02)	29	43
3. Deaundra Tanner (1997-98)	30	37
4. Corey Benjamin (1996-97)	23	35
Ron Grady (1996-97)	27	35

## SINGLE-GAME RECORDS

3-FG MADE	Player	Game
7	Gary Payton vs. Washington State	1/21/1989 (7-for-10)
7	Josh Steintal vs. Arizona	2/18/1999 (7-for-12)
7	Nick DeWitz vs. California	2/26/2005 (7-for-9)

3-FG ATTEMPTED	Player	Game
14	Jimmie Haywood vs. Kansas State	12/22/2002 (6-for-14)
13	Lathen Wallace vs. Arizona State	3/18/08 (6-of-13)

3-FG PCT. (5 ATT.)	Player	Game
1.000	Deaundra Tanner vs. USC	1/9/1999 (5-for-5)
1.000	J.S. Nash vs. UCLA	12/31/04 (5-for-5)

3-FG PCT. (6 ATT.)	Player	Game
.833	David Drakeford vs. Washington	1/20/1994 (5-for-6)
.833	Josh Steintal vs. Oregon	2/27/1999 (5-for-6)

3-FG PCT. (7 ATT.)	Player	Game
.833	Josh Steintal vs. Arizona State	3/4/2000 (5-for-6)
.833	Joe See vs. California	2/7/2002 (5-for-6)

3-FG PCT. (8 ATT.)	Player	Game
.833	Chris Stephens vs. USC	1/30/2003 (5-for-6)
.833	Rickey Claitt vs. UTEP	4/3/2009 (5-for-6)

3-FG PCT. (9 ATT.)	Player	Game
.857	Bill Sherwood vs. Arizona	1/14/1988 (6-for-7)
.857	Angelo Tsagarakis vs. Willamette	12/12/2003 (6-for-7)

3-FG PCT. (10 ATT.)	Player	Game
.778	Nick DeWitz vs. California	2/26/2005 (7-for-9)
.750	Gary Payton vs. Arizona State	2/9/1989 (6-for-8)
.750	Eric Knox vs. Marquette	2/11/1989 (6-for-8)

CONSECUTIVE GAMES WITH A THREE-POINTER	Player	Start	End
25	Chris Stephens	Dec. 2003	to March 2004
22	Gary Payton	Dec. 1988	to March 1989
20	Josh Steintal	Feb. 2000	to Jan. 2001

CONSECUTIVE GAMES WITH MULTIPLE THREE-POINTERS	Player	Start	End
21	Chris Stephens	Dec. 2003	to Feb. 2004
8	Charles McKinney	Jan. to Feb. 1992	
8	Deaundra Tanner	Feb. to March 1999	

# FREE THROWS

## CAREER TOP 10

FT MADE	G	FTM
1. Mel Counts (1962-64)	89	543
2. A.C. Green (1982-85)	115	470
3. Dave Gambee (1956-58)	78	400
4. Charlie Sitton (1981-84)	117	397
5. Cliff Crandall (1946-49)	126	388
6. Steve Johnson (1977-81)	116	379
7. Gary Payton (1987-90)	120	336
Brian Jackson (2000-03)	107	336
9. Steve Woodside (1983-86)	117	322
10. Vince Fritz (1967-70)	73	305

FT ATTEMPTED	G	FTA
1. Mel Counts (1962-64)	89	693
2. A.C. Green (1982-85)	115	675
3. Steve Johnson (1977-81)	116	592
4. Dave Gambee (1956-58)	78	586
5. Charlie Sitton (1981-84)	117	516
6. Swede Halbrook (1954-55)	48	491
Gary Payton (1987-90)	120	491
8. Cliff Crandall (1946-49)	126	488
9. Steve Woodside (1983-86)	117	446
10. Brian Jackson (2000-03)	107	437

FT PCT.	FT-FTA	PCT
1. Chris Stephens (2003-06)	224-260	.862
2. Rocky Smith (1976-77)	160-192	.833
3. Vince Fritz (1967-70)	305-369	.827
4. Gary Freeman (1968-70)	187-228	.820
5. Jim Jarvis (1963-65)	226-280	.807
6. Brent Barry (1992-95)	300-378	.794
7. David Lucas (2002-05)	216-274	.788
8. Mel Counts (1962-64)	543-693	.784
9. Jim Woodland (1959-61)	164-210	.781
10. Ray Blume (1978-81)	218-283	.770

(minimum two seasons played, 175 attempts)

## SINGLE-SEASON TOP 10

FT MADE	G	FTM
1. Mel Counts (1963-64)	29	237
2. Swede Halbrook (1953-54)	29	178
3. Jose Ortiz (1986-87)	30	171
4. Dave Gambee (1956-57)	26	165
Charles Sitton (1982-83)	30	165
6. A.C. Green (1984-85)	31	157
7. Mel Counts (1962-63)	31	155
8. Brent Barry (1994-95)	27	153
9. Mel Counts (1961-62)	29	151
10. Cliff Crandall (1948-49)	36	149

FT ATTEMPTED	G	FTA
1. Swede Halbrook (1953-54)	29	328
2. Mel Counts (1963-64)	29	316
3. Jose Ortiz (1986-87)	30	236
4. A.C. Green (1984-85)	31	231
5. Dave Gambee (1956-57)	26	226
6. Charlie Sitton (1982-83)	30	208
7. Dave Gambee (1955-56)	26	206
8. Cliff Crandall (1948-49)	36	205
9. Lee Harman (1958-59)	24	201
Mustapha Hoff (1994-95)	27	201

FT PCT.	FT-FTA	PCT
1. Chris Stephens (2005-06)	83-93	.892
2. Terry Baker (1960-61)	67-77	.870
3. Vince Fritz (1966-67)	130-150	.867
4. Bob Allord (1956-57)	70-83	.843
5. Jim Jarvis (1964-65)	116-138	.841
6. Rocky Smith (1976-77)	99-118	.839
7. Gary Freeman (1968-69)	88-106	.830
8. Vince Fritz (1967-68)	116-140	.829
9. Rocky Smith (1975-76)	61-74	.824
10. Eric Knox (1987-88)	79-96	.823

(minimum 2.0 FTM per game)

## PAC-10 SINGLE-SEASON

FT MADE	G	FTM
1. A.C. Green (1983-84)	18	119
2. Brent Barry (1994-95)	18	107
3. Mustapha Hoff (1994-95)	18	101
4. Lester Conner (1981-82)	18	91
Charlie Sitton (1982-83)	17	91
6. Jose Ortiz (1986-87)	18	90
7. A.C. Green (1984-85)	18	89
Gary Payton (1989-90)	18	89
9. David Lucas (2003-04)	18	87
10. Steve Johnson (1980-81)	18	79
Teo Alibegovic (1990-91)	18	79

FT ATTEMPTED	G	FTA
1. A.C. Green (1983-84)	18	156
2. Mustapha Hoff (1994-95)	18	133
3. A.C. Green (1984-85)	18	131
4. Gary Payton (1989-90)	18	127
5. Jose Ortiz (1986-87)	18	125
6. Lester Conner (1981-82)	18	123
7. Philip Ricci (2002-03)	18	121
8. Brent Barry (1994-95)	18	119
9. Charlie Sitton (1982-83)	17	111
10. Steve Johnson (1978-79)	17	108

FT PCT.	FT-FTA	PCT
1. Brent Barry (1994-95)	107-119	.899
2. Chris Stephens (2005-06)	45-51	.882
3. Danny Evans (1982-83)	42-50	.840
Eric Knox (1987-88)	42-50	.840
5. David Lucas (2003-04)	87-104	.837
6. Carson Cunningham (1996-97)	71-85	.835
7. J.S. Nash (2004-05)	49-59	.831
8. Ray Blume (1979-80)	61-74	.824
9. Chris Stephens (2003-04)	42-51	.824
10. Charlie Sitton (1982-83)	91-111	.820

(minimum 2.0 FTM per game)

## SINGLE-GAME RECORDS

FT MADE	Game
20	Mel Counts vs Indiana 12/20/1963 (20-for-25)
20	A.C. Green vs. USC 2/9/1984 (20-for-24)
18	Mel Counts vs. LSU 12/26/1963 (18-for-23)

FT ATTEMPTED	Game
28	Swede Halbrook vs. Idaho 1/22/1954 (13-for-28)
25	Mel Counts vs. Indiana 12/20/1963 (20-for-25)
24	Swede Halbrook vs. Tulane 12/29/1953 (15-for-24)
24	A.C. Green vs. USC 2/9/1984 (20-for-24)

FT PCT. (10+ ATT.)	Player	Game
1.000	Steve Johnson vs. Washington	1/24/1981 (14-for-14)
1.000	Vince Fritz vs. UCLA	2/17/1968 (12-for-12)
1.000	A.C. Green vs. Tennessee State	12/27/1982 (12-for-12)
1.000	Brent Barry vs. BYU	12/29/1992 (12-for-12)
1.000	Bob Jacobson vs. Seattle	12/30/1960 (11-for-11)
1.000	Terry Baker vs. Oregon	2/4/1961 (11-for-11)
1.000	Mel Counts vs. California	12/14/1962 (11-for-11)
1.000	Lonnie Shelton vs. Oregon	3/8/1975 (11-for-11)
1.000	10-for-10 many times, last by Sasa Cuic vs. East Carolina, 11/18/2004	

FT PCT. (15+ ATT.)	Player	Game
.933	Mel Counts vs. Washington	12/7/1963 (14-for-15)
.933	Steve Ericksen vs. Oregon	2/1/1974 (14-for-15)
.933	Mark Radford vs. Portland State	12/9/1978 (14-for-15)

FT PCT. (20+ ATT.)	Player	Game
.833	A.C. Green vs. USC	2/9/1984 (20-for-24)
.800	Mel Counts vs. Indiana	12/20/1963 (20-for-25)
.783	Mel Counts vs. LSU	12/26/1963 (18-for-23)

CONSECUTIVE FT MADE	Player	Period
34	Vince Fritz	Jan. to Feb. 1967
30	Charlie Neal	March to Dec. 1974
30	Danny Evans	Jan. to Feb. 1983
30	Sasa Cuic	Nov. to Dec. 2004

# REBOUNDS

## CAREER TOP 10

REBOUNDS	G	REB
1. Mel Counts (1962-64)	89	1,375
2. A.C. Green (1982-85)	115	880
3. Dave Gambee (1956-58)	78	828
4. Steve Johnson (1977-80)	116	785
5. Jay Carty (1960-62)	81	691
6. Sam Whitehead (1971-73)	79	669
7. Karl Anderson (1959-61)	78	633
8. Scott Haskin (1989-93)	111	620
9. Swede Halbrook (1954-55)	48	612
10. Marcel Jones (2004-08)	114	598

REB AVERAGE	REB	AVG
1. Mel Counts (1962-64)	1,375	15.4
2. Swede Halbrook (1954-55)	612	12.8
3. Dave Gambee (1956-58)	828	10.6
4. Lonnie Shelton (1974-75)	496	8.7
5. Jose Ortiz (1986-87)	450	8.7
6. Jay Carty (1960-62)	691	8.5
7. Sam Whitehead (1971-73)	669	8.5
8. Gary Freeman (1968-70)	588	8.3
9. Karl Anderson (1959-61)	633	8.1
10. Vic Bartolome (1968-70)	591	7.8

(minimum two seasons played)

## SINGLE-SEASON TOP 10

REBOUNDS	G	REB
1. Mel Counts (1963-64)	29	489
2. Mel Counts (1962-63)	31	485
3. Mel Counts (1961-62)	29	401
4. Swede Halbrook (1953-54)	29	344
5. Bob Payne (1950-51)	28	341
6. Jay Carty (1961-62)	29	304
7. Lonnie Shelton (1974-75)	31	292
8. A.C. Green (1984-85)	31	286
9. Dave Gambee (1957-58)	26	285
10. Dave Gambee (1956-57)	26	273

REB AVERAGE	REB	AVG
1. Mel Counts (1963-64)	489	16.9
2. Mel Counts (1962-63)	485	15.6
3. Swede Halbrook (1954-55)	268	14.1
4. Mel Counts (1961-62)	401	13.8
5. Bob Payne (1950-51)	341	12.2
6. Dave Gambee (1957-58)	285	11.0
7. Dave Gambee (1956-57)	273	10.5
8. Jay Carty (1961-62)	304	10.5
9. Dave Gambee (1955-56)	270	10.4
10. Karl Anderson (1959-60)	258	9.9

(played in minimum of 66.7% of games)

## PAC-10 SINGLE-SEASON

REBOUNDS	G	REB
1. Jose Ortiz (1986-87)	18	164
Scott Haskin (1992-93)	18	164
3. A.C. Green (1983-84)	18	159
4. Jose Ortiz (1985-86)	18	155
5. Philip Ricci (2002-03)	18	151
6. A.C. Green (1984-85)	18	149
7. Chad Scott (1990-91)	18	147
8. Steve Johnson (1980-81)	18	145
9. Scott Haskin (1991-92)	18	140
10. Mustapha Hoff (1994-95)	18	133

REB AVERAGE	REB	AVG
1. Jose Ortiz (1986-87)	164	9.11
Scott Haskin (1992-93)	164	9.11
3. A.C. Green (1983-84)	159	8.83
4. Jose Ortiz (1985-86)	155	8.61
5. Philip Ricci (2002-03)	151	8.39
6. A.C. Green (1984-85)	149	8.28
7. Chad Scott (1990-91)	147	8.17
8. Steve Johnson (1980-81)	145	8.06
9. Scott Haskin (1991-92)	140	7.78
10. Mustapha Hoff (1994-95)	133	7.39

(played in minimum of 66.7% of games)

## RECORDS BY CLASS

SENIORS	G	REB
1. Mel Counts (1963-64)	29	489
2. Bob Payne (1950-51)	28	341
3. Jay Carty (1961-62)	29	304
4. A.C. Green (1984-85)	31	286
5. Dave Gambee (1957-58)	26	285
6. Jose Ortiz (1986-87)	30	262
7. Philip Ricci (2002-03)	28	230
8. Vic Bartolome (1969-70)	26	226
9. Scott Haskin (1992-93)	27	220
10. Steve Johnson (1980-81)	28	215

JUNIORS	G	REB
1. Mel Counts (1962-63)	31	485
2. Dave Gambee (1956-57)	26	273
3. Swede Halbrook (1954-55)	19	268
4. Karl Anderson (1959-60)	26	258
5. Gary Freeman (1968-69)	26	244
6. Jay Dean (1954-55)	28	239
7. Sam Whitehead (1971-72)	27	216
8. Vic Bartolome (1968-69)	26	212
9. Neal Jurgenson (1971-72)	28	208
10. Steve Johnson (1979-80)	30	207

SOPHOMORES	G	REB
1. Mel Counts (1961-62)	29	401
2. Swede Halbrook (1953-54)	29	344
3. Lonnie Shelton (1974-75)	31	292
4. Dave Gambee (1955-56)	26	270
5. Sam Whitehead (1970-71)	26	249
6. A.C. Green (1982-83)	31	235
7. Chad Scott (1990-91)	28	231
8. Gary Goble (1956-57)	25	221
9. Wayne Moss (1955-56)	25	219
10. Karl Anderson (1958-59)	26	216

FRESHMEN	G	REB
1. Lonnie Shelton (1973-74)	26	204
2. A.C. Green (1981-82)	30	158
3. Steve Johnson (1976-77)	28	156
4. Jerohn Brown (1993-94)	26	154
5. Joe Burton (2009-10)	32	145
6. Kyle Jeffers (2003-04)	28	135
7. Sasa Cuic (2004-05)	32	125
8. Earl Martin (1986-87)	30	124
9. Brian Jackson (1999-00)	24	122
10. Gary Payton (1986-87)	30	120

## SINGLE-GAME RECORDS

REBOUNDS	DATE
36 Swede Halbrook vs. Idaho	2/15/1955
32 Swede Halbrook vs. Idaho	2/14/1955
25 Swede Halbrook vs. Hawaii	12/4/1953
25 Mel Counts vs. Washington	12/8/1962
24 Mel Counts vs. Iowa	12/29/1962
24 Mel Counts vs. Oregon	2/16/1963
24 Mel Counts vs. Indiana	12/20/1963
24 Mel Counts vs. Portland	2/8/1964
23 Dave Gambee vs. Northwestern	12/21/1955
23 Mel Counts vs. Seattle	12/7/1962
23 Mel Counts vs. California	12/14/1962
22 Dave Gambee vs. Idaho	2/25/1956
22 Mel Counts vs. Washington State	1/5/1963
21 Dave Gambee vs. Idaho	2/22/1957
21 Mel Counts vs. Stanford	12/18/1961
21 Mel Counts vs. Pepperdine	3/16/1962
21 Mel Counts vs. Oregon	3/8/1963
21 Mel Counts vs. Indiana	12/21/1963
21 Mel Counts vs. LSU	12/26/1963
21 Mel Counts vs. Oregon	2/29/1964
21 Sam Whitehead vs. Hawaii	12/3/1971
20 Jay Dean vs. Oregon	2/27/1954
20 Swede Halbrook vs. Oregon	2/26/1955
20 Swede Halbrook vs. UCLA	3/5/1955
20 Mel Counts vs. Seattle	2/14/1964

## CONSECUTIVE GAMES

### WITH 10+ REBOUNDS

30 Mel Counts.....	March 1963 to March 1964
12 Dave Gambee.....	Jan.-March 1957
12 Mel Counts.....	Feb.-Dec. 1962
12 Mel Counts.....	Dec. 1962 to Feb. 1963

# ASSISTS

## CAREER TOP 10

ASSISTS	G	AST
1. Gary Payton (1987-90)	120	938
2. George Tucker (1974-77)	108	525
3. Darryl Flowers (1983-86)	112	457
Deaundra Tanner (1998-01)	113	457
5. Dwayne Allen (1977-80)	113	426
6. Charlie Neal (1973-75)	81	417
7. Mark Radford (1978-81)	113	401
8. Eric Knox (1985-89)	121	374
Lamar Hurd (2003-06)	102	374
10. Steve Woodside (1983-86)	117	372

ASSIST AVERAGE	AST	AVG
1. Gary Payton (1987-90)	938	7.82
2. Freddie Boyd (1970-72)	362	6.70
3. Charlie Neal (1973-75)	417	5.15
4. George Tucker (1974-77)	525	4.86
5. Lester Conner (1981-82)	264	4.55
6. Darryl Flowers (1983-86)	457	4.08
7. Deaundra Tanner (1998-01)	457	4.04
8. Stephane Brown (1994-95)	206	4.04
9. Dwayne Allen (1977-80)	426	3.77
10. Lamar Hurd (2003-06)	374	3.67

(minimum two seasons played)

## SINGLE-SEASON TOP 10

ASSISTS	G	AST
1. Gary Payton (1988-89)	30	244
2. Gary Payton (1989-90)	29	235
3. Gary Payton (1987-88)	31	230
4. Gary Payton (1986-87)	30	229
5. Freddie Boyd (1971-72)	28	185
6. Freddie Boyd (1970-71)	26	177
7. George Tucker (1976-77)	29	175
8. George Tucker (1974-75)	31	159
9. Dwayne Allen (1978-79)	28	154
10. Lester Conner (1981-82)	30	153

ASSIST AVERAGE	AST	AVG
1. Gary Payton (1988-89)	244	8.13
2. Gary Payton (1989-90)	235	8.10
3. Gary Payton (1986-87)	229	7.63
4. Gary Payton (1987-88)	230	7.42
5. Freddie Boyd (1970-71)	177	6.81
6. Freddie Boyd (1971-72)	185	6.61
7. George Tucker (1976-77)	175	6.03
8. Charlie Neal (1972-73)	146	5.62
9. Dwayne Allen (1978-79)	154	5.50
10. Charlie Neal (1973-74)	128	5.33

(played in minimum of 66.7% of games)

## PAC-10 SINGLE-SEASON

ASSISTS	G	AST
1. Gary Payton (1988-89)	18	139
2. Gary Payton (1986-87)	18	138
3. Gary Payton (1989-90)	18	136
4. Gary Payton (1987-88)	18	127
5. Darryl Flowers (1985-86)	18	99
6. Lester Conner (1981-82)	18	93
Deaundra Tanner (1999-00)	18	93
8. Deaundra Tanner (1998-99)	18	92
9. Lamar Hurd (2003-04)	18	90
10. Lester Conner (1980-81)	18	82

## RECORDS BY CLASS

SENIORS	G	AST
1. Gary Payton (1989-90)	29	235
2. Freddie Boyd (1971-72)	28	185
3. George Tucker (1976-77)	29	175
4. Lester Conner (1981-82)	30	153
5. Darryl Flowers (1985-86)	27	144
6. Charlie Neal (1974-75)	31	143
7. Dwayne Allen (1979-80)	30	140
8. Eric Knox (1988-89)	29	113
9. Brent Barry (1994-95)	27	104
10. Ray Blume (1980-81)	28	101

JUNIORS	G	AST
1. Gary Payton (1988-89)	30	244
2. Freddie Boyd (1970-71)	26	177
3. Dwayne Allen (1978-79)	28	154
4. Deaundra Tanner (1999-00)	28	143
5. George Tucker (1975-76)	26	137
6. Ray Blume (1979-80)	30	136
7. Darryl Flowers (1984-85)	31	130
8. Charlie Neal (1973-74)	24	128
9. Stephane Brown (1993-94)	27	124
10. Roeland Schaftenaar (2008-09)	36	120

SOPHOMORES	G	AST
1. Gary Payton (1987-88)	31	230
2. George Tucker (1974-75)	31	159
3. Charlie Neal (1972-73)	26	146
4. Lamar Hurd (2003-04)	28	138
5. Deaundra Tanner (1998-99)	27	126
6. Mark Radford (1978-79)	28	112
7. Dwayne Allen (1977-78)	27	110
8. John-Blair Bickerstaff (1997-98)	28	99
9. Steve Woodside (1983-84)	29	98
10. Dean Derrah (1984-85)	29	97

FRESHMEN	G	AST
1. Gary Payton (1986-87)	30	229
2. Carson Cunningham (1996-97)	27	126
3. Josh Tarver (2006-07)	32	123
4. Lamar Hurd (2002-03)	28	105
5. Darryl Flowers (1982-83)	31	99
6. Mark Radford (1977-78)	27	97
7. Deaundra Tanner (1997-98)	30	90
8. Steve Woodside (1982-83)	30	82
9. Brent Barry (1991-92)	31	70
10. Charlie Sitton (1980-81)	28	66

## SINGLE-GAME RECORDS

ASSISTS
15 Gary Payton vs. Arizona State 11/30/1989
14 Charlie Neal vs. Washington State 1/12/1974
14 George Tucker vs. Stanford 2/5/1977
14 Dwayne Allen vs. Portland State 12/9/1978
14 Gary Payton vs. Idaho 12/27/1986
14 Gary Payton vs. St. Joseph's 12/28/1988
13 Freddie Boyd vs. Washington 3/4/1972
13 Charlie Neal vs. Hawaii 1/15/1974
13 Gary Payton vs. California 1/31/1987
13 Gary Payton vs. USC 2/4/1988
13 Gary Payton vs. Washington 2/18/1989
13 Gary Payton vs. Memphis State 12/8/1989
13 Gary Payton vs. Oregon 12/30/1989

## CONSECUTIVE GAMES WITH 5+ ASSISTS

23 Gary Payton.....Feb. 1989 to Jan. 1990
19 Gary Payton.....Jan. to Dec. 1988
14 Gary Payton.....Dec. 1988 to Feb. 1989
13 Gary Payton.....Nov. 1986 to Jan. 1987
12 Charlie Neal.....Dec. 1973 to Jan. 1974
11 Gary Payton.....Jan. to Feb. 1987

## CONSECUTIVE GAMES WITH 10+ ASSISTS

3 Gary Payton.....Jan. to Feb. 1988
-------------------------------------

# BLOCKED SHOTS

## CAREER TOP 10

BLOCKED SHOTS	G	BLK
1. Scott Haskin (1989-93)	111	172
2. Steve Johnson (1979-81)	85	114
3. Nick DeWitz (2005-06)	54	111
4. Kyle Jeffers (2004-07)	120	97
5. Will Brantley (1988-91)	113	85
6. Philip Ricci (2002-03)	56	75
7. Jose Ortiz (1986-87)	52	73
8. Brian Jackson (2000-03)	107	70
9. Brent Barry (1992-95)	108	67
Clifton Jones (1999-00)	56	67

BLOCK AVERAGE	BLK	AVG
1. Nick DeWitz (2005-06)	111	2.06
2. Scott Haskin (1989-93)	172	1.55
3. Jose Ortiz (1985-86)	73	1.40
4. Philip Ricci (2002-03)	75	1.34
5. Clifton Jones (1999-00)	67	1.20
6. Todd Marshall (1997-98)	54	1.15
7. Steve Johnson (1977-81)	114	0.98
8. Jerohn Brown (1994-95)	39	0.83
9. Kyle Jeffers (2004-07)	120	0.81
10. Will Brantley (1988-91)	85	0.75

(minimum two seasons played)

## SINGLE-SEASON TOP 10

BLOCKED SHOTS	G	BLK
1. Scott Haskin (1991-92)	31	68
2. Nick DeWitz (2005-06)	28	59
3. Nick DeWitz (2004-05)	26	52
4. Scott Haskin (1992-93)	27	51
5. Steve Johnson (1978-79)	27	42
Scott Haskin (1989-90)	29	42
7. Steve Johnson (1980-81)	28	41
Jose Ortiz (1986-87)	30	41
Philip Ricci (2001-02)	28	41
10. Clifton Jones (1998-99)	27	36

BLOCK AVERAGE	BLK	AVG
1. Scott Haskin (1991-92)	68	2.19
2. Nick DeWitz (2005-06)	59	2.11
3. Nick DeWitz (2004-05)	52	2.00
4. Scott Haskin (1992-93)	51	1.89
5. Steve Johnson (1978-79)	42	1.56
6. Steve Johnson (1980-81)	41	1.46
Philip Ricci (2001-02)	41	1.46
8. Jose Ortiz (1985-86)	32	1.45
9. Scott Haskin (1989-90)	42	1.45
10. Jose Ortiz (1986-87)	41	1.37

(played in minimum of 66.7% of games)

## PAC-10 SINGLE-SEASON

BLOCKED SHOTS	G	BLK
1. Scott Haskin (1991-92)	18	37
Scott Haskin (1992-93)	18	37
Nick DeWitz (2004-05)	18	37
4. Nick DeWitz (2005-06)	17	34
5. Steve Johnson (1980-81)	18	26
Jose Ortiz (1985-86)	18	26
Philip Ricci (2002-03)	18	26
8. Philip Ricci (2001-02)	18	25
9. Jose Ortiz (1986-87)	18	24
Clifton Jones (1998-99)	18	24

## RECORDS BY CLASS

SENIORS	G	BLK
1. Nick DeWitz (2005-06)	28	59
2. Scott Haskin (1992-93)	27	51
3. Steve Johnson (1980-81)	28	41
Jose Ortiz (1986-87)	30	41
5. Philip Ricci (2002-03)	28	34

JUNIORS	G	BLK
1. Scott Haskin (1991-92)	31	68
2. Nick DeWitz (2004-05)	26	52
3. Philip Ricci (2001-02)	28	41
4. Clifton Jones (1998-99)	27	36
5. Todd Marshall (1996-97)	26	34

SOPHOMORES	G	BLK
1. Steve Johnson (1978-79)	27	42
Scott Haskin (1989-90)	29	42
3. Chad Scott (1990-91)	28	28
4. Will Brantley (1988-89)	29	25
5. Brent Barry (1992-93)	23	21

FRESHMEN	G	BLK
1. Gary Payton (1986-87)	30	20
2. Jerohn Brown (1993-94)	26	19
Kyle Jeffers (2003-04)	28	19
4. Joe Harge (1986-87)	30	15
Sean Carter (2007-08)	29	15

## SINGLE-GAME RECORDS

BLOCKED SHOTS	
6 Steve Johnson vs Wyoming	11/27/1978
6 Steve Johnson vs. Gonzaga	12/16/1978
6 Todd Marshall vs. Bradley	12/27/1996
6 Clifton Jones vs. Oregon	1/30/1999
6 Nick DeWitz vs. Texas-Pan American	12/28/2005

CONSECUTIVE GAMES WITH A BLOCKED SHOT	
20 Nick DeWitz.....	Jan. to Dec. 2005
15 Scott Haskin.....	Jan. to Feb. 1993
14 Philip Ricci.....	Dec. 2002 to Feb. 2003
13 Jose Ortiz.....	Jan. to March 1987
11 Jose Ortiz.....	Dec. 1985 to Jan. 1986
11 Scott Haskin.....	March to Dec. 1989

CONSECUTIVE GAMES WITH MULTIPLE BLOCKED SHOTS	
9 Scott Haskin.....	Nov. to Dec. 1989
6 Scott Haskin.....	Jan. to Feb. 1993
6 Nick DeWitz.....	Dec. 2004 to Jan. 2005
5 Jose Ortiz.....	Dec. 1985 to Jan. 1986
5 Philip Ricci.....	Dec. 2001 to Jan. 2002
5 Philip Ricci.....	Jan. to Feb. 2003

# STEALS

## CAREER TOP 10

STEALS	G	STL
1. Gary Payton (1987-90)	120	321
2. Ray Blume (1978-81)	111	205
3. Brent Barry (1992-95)	108	199
4. Mark Radford (1978-81)	113	184
5. Deaundra Tanner (1998-01)	113	179
6. Eric Knox (1985-89)	121	178
7. Seth Tarver (2007-10)	128	177
8. Earl Martin (1987-90)	125	172
9. Will Brantley (1988-91)	113	157
10. Darryl Flowers (1983-86)	112	154

STEAL AVERAGE	STL	AVG
1. Gary Payton (1987-90)	321	2.68
2. Lester Conner (1981-82)	143	2.47
3. Ray Blume (1978-81)	205	1.85
4. Brent Barry (1992-95)	199	1.84
5. Mark Radford (1978-81)	184	1.63
6. Deaundra Tanner (1998-01)	179	1.58
7. Corey Benjamin (1997-98)	73	1.52
8. Stephane Brown (1994-95)	77	1.51
9. Eric Knox (1985-89)	178	1.47
10. Bill Sherwood (1987-88)	77	1.40
Seth Tarver (2007-10)	177	1.40

(minimum two seasons played)

## SINGLE-SEASON TOP 10

STEALS	G	STL
1. Gary Payton (1989-90)	29	100
2. Lester Conner (1981-82)	30	91
Gary Payton (1988-89)	30	91
4. Gary Payton (1987-88)	31	72
Brent Barry (1994-95)	27	72
6. Seth Tarver (2009-10)	32	70
7. Ray Blume (1979-80)	30	66
8. Brent Barry (1993-94)	27	64
9. Ray Blume (1978-79)	30	63
10. Mark Radford (1980-81)	28	61

STEAL AVERAGE	STL	AVG
1. Gary Payton (1989-90)	100	3.45
2. Lester Conner (1981-82)	91	3.03
Gary Payton (1988-89)	91	3.03
4. Brent Barry (1994-95)	72	2.67
5. Brent Barry (1993-94)	64	2.37
6. Gary Payton (1987-88)	72	2.32
7. Ray Blume (1978-79)	63	2.25
8. Ray Blume (1979-80)	66	2.20
9. Mark Radford (1980-81)	61	2.18
Seth Tarver (2009-10)	72	2.18

(played in minimum of 66.7% of games)

## PAC-10 SINGLE-SEASON

STEALS	G	STL
1. Gary Payton (1989-90)	18	63
2. Lester Conner (1981-82)	18	60
3. Gary Payton (1988-89)	18	58
Brent Barry (1994-95)	18	58
5. Brent Barry (1993-94)	18	45
6. Ray Blume (1979-80)	18	41
Mark Radford (1980-81)	18	41
Eric Knox (1987-88)	18	41
9. Ray Blume (1978-79)	18	40
10. Bill Sherwood (1987-88)	17	37
Eric Knox (1988-89)	18	37

## RECORDS BY CLASS

SENIORS	G	STL
1. Gary Payton (1989-90)	29	100
2. Lester Conner (1981-82)	30	91
3. Brent Barry (1994-95)	27	72
4. Seth Tarver (2009-10)	32	70
5. Mark Radford (1980-81)	28	61
6. Darryl Flowers (1985-86)	27	55
7. Bill Sherwood (1987-88)	29	51
8. Ray Blume (1980-81)	28	50
9. Will Brantley (1990-91)	26	49
10. Eric Knox (1988-89)	29	47

JUNIORS	G	STL
1. Gary Payton (1988-89)	30	91
2. Ray Blume (1979-80)	30	66
3. Brent Barry (1993-94)	27	64
4. Dwayne Allen (1978-79)	30	60
Eric Knox (1987-88)	31	60
Seth Tarver (2008-09)	36	60
7. Mark Radford (1979-80)	30	59
8. Earl Martin (1988-89)	30	56
9. Stephane Brown (1993-94)	27	54
Deaundra Tanner (1999-00)	28	54

SOPHOMORES	G	STL
1. Gary Payton (1987-88)	31	72
2. Ray Blume (1978-79)	30	63
3. Will Brantley (1988-89)	29	50
4. Dwayne Allen (1977-78)	27	49
5. Corey Benjamin (1997-98)	25	48
6. Deaundra Tanner (1998-99)	27	46
7. Charles McKinney (1990-91)	28	45
8. Earl Martin (1987-88)	31	43
9. Lamar Hurd (2003-04)	28	37
Josh Tarver (2007-08)	31	37

FRESHMEN	G	STL
1. Gary Payton (1986-87)	30	58
2. Deaundra Tanner (1997-98)	30	50
3. Jared Cunningham (2009-10)	32	43
4. Josh Tarver (2006-07)	32	40
5. Carson Cunningham (1996-97)	27	35
Eric Knox (1984-85)	31	35
7. John-Blair Bickerstaff (1996-97)	27	32
8. Darryl Flowers (1982-83)	31	31
9. Mark Radford (1977-78)	27	30
10. Brent Barry (1991-92)	31	30
10. A.C. Green (1981-82)	30	27

## SINGLE-GAME RECORDS

STEALS	DATE
8	Brent Barry vs. Arizona 2/23/1995
8	Jared Cunningham vs. Washington State 3/4/2010
8	Seth Tarver vs. Cal State Bakersfield 12/6/2009
7	Charlie Neal vs. Middle Tenn. State 3/15/1975
7	George Tucker vs. Washington State 1/15/1976
7	Lester Conner vs. UCLA 3/1/1981
7	Lester Conner vs. Portland 12/11/1981
7	Lester Conner vs. Stanford 1/11/1982
7	Lester Conner vs. Washington 2/18/1982
7	Gary Payton vs. UCLA 1/8/1989
7	Allan Celestine vs. Fresno State 11/28/1990
7	Mario Jackson vs. Washington State 2/16/1991
7	Brent Barry vs. Stanford 3/2/1995
7	Deaundra Tanner vs. Hawaii-Hilo 12/28/1997
7	Marcel Jones vs. Stanford 1/20/2007

## CONSECUTIVE GAMES WITH A STEAL

37	Gary Payton.....Feb. 1989 to March 1990
29	Gary Payton.....Feb. 1988 to Feb. 1989
24	Dwayne Allen.....Jan. to Dec. 1979
22	Gary Payton.....Dec. 1986 to March 1987
21	Lester Conner.....Jan. to March 1982

## CONSECUTIVE GAMES WITH MULTIPLE STEALS

16	Brent Barry.....Dec. 1994 to March 1995
14	Gary Payton.....Nov. 1988 to Jan. 1989
13	Gary Payton.....Jan. to Feb. 1990
10	Gary Payton.....Nov. to Dec. 1989
9	Gary Payton.....Dec. 1987 to Jan. 1988



# PARTICIPATION

## CAREER TOP 10

GAMES PLAYED		G
1. Josh Tarver (2006-10)	130	
2. Seth Tarver (2007-10)	128	
3. Roeland Schaftenaar (2007-10)	127	
4. Cliff Crandall (1946-49)	126	
5. Earl Martin (1986-90)	125	
6. Eric Knox (1985-89)	121	
7. Gary Payton (1987-90)	120	
Kyle Jeffers (2004-07)	120	
9. Chris Stephens (2003-06)	119	
10. Charlie Sitton (1981-84)	117	
Steve Woodside (1983-86)	117	

GAMES STARTED		
	G	GS
1. Gary Payton (1987-90)	120	120
2. Eric Knox (1985-89)	121	109
3. Seth Tarver (2007-10)	128	102
4. Brian Jackson (2000-03)	107	101
5. Earl Martin (1986-90)	125	99
6. Kyle Jeffers (2004-07)	120	96
7. Lamar Hurd (2003-06)	102	94
8. Deandra Tanner (1998-01)	113	92
Josh Tarver (2006-10)	130	92
9. Scott Haskin (1989-93)	111	91
10. Will Brantley (1988-91)	113	89

MINUTES PLAYED		
	G	MIN
1. Gary Payton (1987-90)	120	4,528
2. A.C. Green (1982-85)	115	4,052
3. Steve Woodside (1983-86)	117	3,892
4. Eric Knox (1985-89)	121	3,850
5. Earl Martin (1986-90)	125	3,841
6. Deandra Tanner (1998-01)	113	3,679
7. Will Brantley (1988-91)	113	3,661
8. Darryl Flowers (1983-86)	112	3,617
9. Charlie Sitton (1981-84)	117	3,554
10. Mark Radford (1978-81)	113	3,524

MINUTES AVERAGE		
	MIN	AVG
1. Gary Payton (1987-90)	4,528	37.7
2. Jose Ortiz (1986-87)	1,865	35.9
3. A.C. Green (1982-85)	4,052	35.2
4. Chad Scott (1991-93)	2,365	34.8
5. Stephane Brown (1994-95)	1,741	34.1
6. Steve Woodside (1983-86)	3,892	33.3
7. Lester Conner (1981-82)	1,896	32.7
8. Deandra Tanner (1998-01)	3,679	32.6
9. Mustapha Hoff (1993-95)	1,756	32.5
10. Will Brantley (1988-91)	3,661	32.4

(minimum two seasons played)

## SINGLE-SEASON TOP 10

MINUTES PLAYED		
	G	MIN
1. Rickey Claitt (2008-09)	36	1,203
2. A.C. Green (1984-85)	31	1,191
3. Gary Payton (1987-88)	31	1,178
4. Steve Woodside (1984-85)	31	1,157
5. Darryl Flowers (1984-85)	31	1,143
6. Gary Payton (1988-89)	30	1,140
7. Earl Martin (1987-88)	31	1,129
8. Gary Payton (1986-87)	30	1,115
9. A.C. Green (1982-83)	31	1,113
10. William Brew (1981-82)	30	1,112

MINUTES AVERAGE		
	MIN	AVG
1. A.C. Green (1984-85)	1,191	38.4
2. Gary Payton (1987-88)	1,178	38.0
3. Gary Payton (1988-89)	1,140	38.0
4. Gary Payton (1989-90)	1,095	37.8
5. Brent Barry (1994-95)	1,012	37.5
6. Steve Woodside (1984-85)	1,157	37.3
7. Gary Payton (1986-87)	1,115	37.2
8. A.C. Green (1983-84)	853	37.1
9. William Brew (1981-82)	1,112	37.1
10. Ray Blume (1979-80)	1,111	37.0

## PAC-10 SINGLE-SEASON

MINUTES PLAYED		
	G	MIN
1. A.C. Green (1984-85)	18	706
2. Steve Woodside (1984-85)	18	701
3. Gary Payton (1989-90)	18	693
4. Ray Blume (1979-80)	18	690
5. Gary Payton (1987-88)	18	688
6. Gary Payton (1986-87)	18	686
Gary Payton (1988-89)	18	686
8. William Brew (1981-82)	18	683
9. Darryl Flowers (1984-85)	18	682
10. Lester Conner (1981-82)	18	681

## RECORDS BY CLASS

SENIORS		
	G	MIN
1. Rickey Claitt (2008-09)	36	1,203
2. A.C. Green (1984-85)	31	1,191
3. Lester Conner (1981-82)	30	1,106
4. Jose Ortiz (1986-87)	30	1,100
5. Gary Payton (1989-90)	29	1,095
6. William Brew (1982-83)	31	1,046
7. Bill Sherwood (1987-88)	29	1,015
8. Brent Barry (1994-95)	27	1,012
9. Rocky Smith (1976-77)	29	1,000
10. Earl Martin (1989-90)	29	983

JUNIORS		
	G	MIN
1. Steve Woodside (1984-85)	31	1,157
2. Darryl Flowers (1984-85)	31	1,143
3. Gary Payton (1988-89)	30	1,140
4. William Brew (1981-82)	30	1,112
5. Ray Blume (1979-80)	30	1,111
6. Roeland Schaftenaar (2007-08)	36	1,092
7. Seth Tarver (2007-08)	36	1,078
8. Adam Masten (2000-01)	30	1,013
9. Marcel Jones (2006-07)	32	1,000
10. Charlie Sitton (1982-83)	30	998

SOPHOMORES		
	G	MIN
1. Gary Payton (1987-88)	31	1,178
2. Earl Martin (1987-88)	31	1,129
3. A.C. Green (1982-83)	31	1,113
4. Steve Woodside (1983-84)	29	1,024
5. Will Brantley (1988-89)	29	991
6. Eric Knox (1986-87)	30	990
7. Deandra Tanner (1998-99)	27	987
8. Chad Scott (1990-91)	28	968
9. Ray Blume (1978-79)	28	961
10. Lamar Hurd (2003-04)	28	959

FRESHMEN		
	G	MIN
1. Gary Payton (1986-87)	30	1,115
2. Josh Tarver (2006-07)	32	1,064
3. Lamar Hurd (2002-03)	28	934
4. Eric Knox (1984-85)	31	914
5. A.C. Green (1981-82)	30	895
6. Will Brantley (1987-88)	31	851
7. Carson Cunningham (1996-97)	27	832
8. Earl Martin (1986-87)	30	824
9. Mark Radford (1977-78)	27	818
10. Darryl Flowers (1982-83)	31	798

# DOUBLE-DOUBLES

## CAREER TOP 10

DOUBLE-DOUBLES	G	D-D
1. Mel Counts (1962-64)	89	78
2. Dave Gambee (1956-58)	78	46
3. Swede Halbrook (1954-55)	48	33
4. A.C. Green (1982-85)	115	32
5. Gary Payton (1987-90)	120	29
6. Steve Johnson (1977-81)	116	26
7. Jay Carty (1960-62)	81	24
8. Vic Bartolome (1968-70)	76	21
Sam Whitehead (1971-73)	79	21
Lonnie Shelton (1974-75)	57	21

## SINGLE-SEASON TOP 10

DOUBLE-DOUBLES	G	D-D
1. Mel Counts (1963-64)	29	29
2. Mel Counts (1962-63)	31	27
3. Mel Counts (1961-62)	29	22
4. Swede Halbrook (1953-54)	29	21
5. Dave Gambee (1956-57)	26	17
Dave Gambee (1957-58)	26	17
7. Jay Carty (1959-60)	26	14
Lonnie Shelton (1974-75)	31	14
A.C. Green (1984-85)	31	14
10. Dave Gambee (1955-56)	26	12
Swede Halbrook (1954-55)	19	12

## SINGLE-GAME RECORDS

TRIPLE-DOUBLES
Gary Payton vs. Portland 11/26/1988 (20 pts, 14 rbs, 11 ast)
<b>CONSECUTIVE DOUBLE-DOUBLES</b>
30 Mel Counts ..... March 1963 to March 1964
12 Dave Gambee.....Jan. to March 1957
12 Mel Counts .....Feb. to Dec. 1962
12 Mel Counts ..... Dec. 1962 to Feb. 1963
9 Mel Counts ..... Feb. to March 1963
5 Swede Halbrook.....Dec. 1953
5 Dave Gambee.....Jan. to Feb. 1958
5 Mel Counts ..... Jan. 1962
5 Jose Ortiz.....March to Dec. 1986

# MISCELLANEOUS

## SINGLE-GAME RECORDS

TURNOVERS
11 Charlie Neal vs. Stanford 1/5/1974
11 Charlie Neal vs. N.C. State 12/14/1974
11 Deaundra Tanner vs. Wyoming 12/20/1999

## SINGLE-SEASON TOP 10

PERSONAL FOULS	G	PF
1. Steve Johnson (1976-77)	28	126
2. Lonnie Shelton (1974-75)	31	121
3. Steve Johnson (1979-80)	30	120
4. Charlie Sitton (1981-82)	30	115
5. Mel Counts (1962-63)	31	112
6. Steve Johnson (1980-81)	28	110
Brian Jackson (2000-01)	30	110
8. Lonnie Shelton (1973-74)	26	109
Paul Miller (1975-76)	27	109
10. Charlie Sitton (1983-84)	29	108
Gary Payton (1988-89)	30	108

TURNOVERS	G	TO
1. Carson Cunningham (1996-97)	27	114
2. Stephane Brown (1993-94)	27	110
3. Steve Johnson (1979-80)	30	107
4. Gary Payton (1987-88)	31	106
Gary Payton (1989-90)	29	106
Deaundra Tanner (1999-00)	28	106
7. Rickey Lee (1977-78)	26	100
8. George Tucker (1975-76)	26	98
9. George Tucker (1974-75)	31	97
10. Charlie Neal (1974-75)	31	96
George Tucker (1976-77)	29	96

## DOUBLE-DOUBLE SUPERLATIVES

### 40-20 GAMES

Mel Counts vs. LSU  
12/26/1963 (48-21)

### 30-30 GAMES

Swede Halbrook vs. Idaho  
2/14/1955 (31-32)  
Swede Halbrook vs. Idaho  
2/15/1955 (31-36)

### 40-10 GAMES

Gary Payton vs. Loyola Marymount  
12/19/1989 (48-10\*)

### 30-20 GAMES

Dave Gambee vs. Idaho  
2/22/1957 (32-21)  
Mel Counts vs. Seattle  
12/7/1962 (31-23)  
Mel Counts vs. Washington  
12/8/1962 (31-25)  
Mel Counts vs. Iowa  
12/29/1962 (35-24)  
Mel Counts vs. Oregon  
2/29/1964 (34-21)

### 20-20 GAMES

Swede Halbrook vs. Hawaii  
12/4/1953 (20-25)  
Swede Halbrook vs. UCLA  
3/5/1955 (25-20)  
Dave Gambee vs. Idaho  
3/8/1958 (25-20)  
Mel Counts vs. California  
12/14/1962 (29-23)  
Mel Counts vs. Oregon  
3/8/1963 (22-21)  
Mel Counts vs. Portland  
2/8/1964 (24-24)  
Sam Whitehead vs. Hawaii,  
12/3/1971 (20-21)

### 30-10 GAMES

Swede Halbrook vs. Idaho  
1/8/1954 (32-16)  
Swede Halbrook vs. Idaho  
1/22/1954 (35-12)  
Swede Halbrook vs. Washington St.  
2/5/1954 (31-15)  
Swede Halbrook vs. UCLA  
3/4/1955 (35-17)  
Dave Gambee vs. UCLA  
2/22/1958 (30-13)  
Lee Harman vs. Iowa  
12/29/1958 (33-10)  
Lee Harman vs. Idaho  
1/22/1959 (33-11)  
Mel Counts vs. Seattle  
3/11/1963 (30-11)  
Mel Counts vs. Washington State  
11/30/1963 (38-16)  
Mel Counts vs. Washington  
12/7/1963 (32-19)  
Mel Counts vs. Cincinnati  
1/4/1964 (38-16)  
Mel Counts vs. Oregon  
1/18/1964 (38-11)  
Mel Counts vs. Idaho  
2/22/1964 (36-19)  
Mel Counts vs. Oregon  
2/28/1964 (31-15)  
Vic Bartolome vs. Stanford  
2/13/1970 (31-14)  
Vic Bartolome vs. California  
2/14/1970 (32-10)  
Steve Johnson vs. USC  
2/5/1979 (33-14)  
Steve Johnson vs. Washington  
2/17/1979 (31-10)  
Steve Johnson vs. Arizona  
1/24/1981 (38-11)  
Steve Johnson vs. USC  
2/27/1981 (33-11)

Charlie Sitton vs. Oregon  
3/5/1983 (32-10)  
A.C. Green vs. Boise State  
12/15/1984 (33-16)  
A.C. Green vs. Hawaii-Loa  
12/22/1984 (32-15)  
A.C. Green vs. Stanford  
2/2/1985 (39-11)  
Jose Ortiz vs. Washington  
1/18/1986 (31-10)  
Jose Ortiz vs. UTEP  
11/29/1986 (33-12)  
Jose Ortiz vs. San Jose State  
12/29/1986 (38-11)  
Jose Ortiz vs. UCLA  
1/18/1987 (31-12)  
Gary Payton vs. Washington  
2/18/1989 (31-13\*)  
Gary Payton vs. Evansville  
3/15/1989 (31-10\*)  
Gary Payton vs. Louisiana Tech  
12/29/1989 (35-12\*)  
Gary Payton vs. Oregon  
12/30/1989 (30-13\*)  
Gary Payton vs. Stanford  
2/3/1990 (32-10\*)  
Mario Jackson vs. Washington State  
2/16/1991 (30-11)  
Scott Haskin vs. USC  
2/15/1992 (33-10)  
Brent Barry vs. USC  
3/12/1994 (31-10)  
Corey Benjamin vs. Arizona State  
1/22/1998 (36-10)  
Brian Jackson vs. TX A&M-CC  
1/4/2000 (32-10)

## CAREER TOP 10

PERSONAL FOULS	G	PF
1. Steve Johnson (1977-81)	116	470
2. Charlie Sitton (1981-84)	117	426
3. Gary Payton (1987-90)	120	415
4. Paul Miller (1973-76)	107	368
5. Brian Jackson (2000-03)	107	362
6. Mark Radford (1978-81)	113	345
7. Dwayne Allen (1977-80)	113	344
8. Eric Knox (1985-89)	121	329
9. Scott Haskin (1989-93)	111	325
10. Mel Counts (1962-64)	89	301

TURNOVERS	G	TO
1. Gary Payton (1987-90)	120	396
2. Deaundra Tanner (1998-01)	113	344
3. Steve Johnson (1977-81)	116	321
4. Mark Radford (1978-81)	113	316
5. Brent Barry (1992-95)	108	309
6. Steve Woodside (1983-86)	117	294
7. George Tucker (1974-77)	108	291
8. A.C. Green (1982-85)	115	287
9. Charlie Sitton (1981-84)	117	285
10. Rickey Lee (1975-78)	99	264

## TEAM SINGLE GAME

Points	116	vs. Arizona, 1/13/1979 (116-80)
	116	vs. UC San Diego, 11/25/1997 (116-78)
Fewest Points	18	at Stanford, 1/28/1980 (18-16)
Combined Score	230	vs. Loyola Marymount, 12/19/1989 (113-117)
Winning Margin	68	vs. Southern Colorado, 11/20/2000 (91-23)
Field Goals Made	52	vs. Texas Wesleyan, 12/1/1978 (52-for-81)
	52	vs. UC San Diego, 11/25/1997 (52-for-87)
Field Goals Attempted	98	vs. Idaho, 2/22/1964 (48-for-98)
Field Goal Pct.	.732	at UCLA, 2/11/1984 (30-for-41)
Field Goal Pct. For Half	.917	vs. Washington State, 2/18/1984 (11-for-12)
3-Pt Field Goals Made	14	vs. Howard, 12/20/2008
3-Pt. Field Goals Attempted	32	vs. UCLA, 2/2/2002 (7-for-32)
3-Pt FG Pct. (10+ Att.)	.720	vs. Howard, 12/20/2008 (14-of-20)
Free Throws Made	46	vs. Arizona State, 2/28/1983 (46-for-63)
Free Throws Attempted	63	vs. Arizona State, 2/28/1983 (46-for-63)
Free Throw Pct. (10-19 Att.)	1.000	vs. Idaho, 2/4/1967 (10-for-10)
	1.000	vs. Michigan State, 12/29/1988 (10-for-10)
Free Throw Pct. (20-29 Att.)	.955	at Washington State, 2/23/2002 (21-for-22)
Free Throw Pct. (30+ Att.)	.968	vs. Memphis State, 12/19/1990 (30-for-31)
Fewest Free Throws	0	vs. Washington, 2/20/1993
Fewest Free Throw Attempted	0	vs. Washington, 2/20/1993
Rebounds	76	vs. Washington State, 3/3/1958
Fewest Rebounds	14	three times (last vs. Stanford, 1/28/1988)
Rebounding Margin	41	vs. Washington State, 3/3/1958 (76-35)
Assists	41	vs. Texas Wesleyan, 12/1/1978
Blocked Shots	10	vs. College of Notre Dame, 12/30/1998
	10	vs. Oregon, 1/30/1999
	10	vs. Texas-Pan American, 12/28/2005
Steals	27	at Hawaii-Hilo, 12/22/1985
Fouls	35	at Canisus, 12/3/1949
Fewest Fouls	6	at Washington, 1/5/1985
Turnovers	39	at Portland State, 12/16/1976
Fewest Turnovers	3	at USC, 2/2/1989

## OPPONENT SINGLE GAME

Points	117	by Loyola Marymount, 12/19/1989 (113-117)
Fewest Points	16	by Stanford, 1/28/1980 (18-16)
Losing Margin	51	by Seattle, 1/6/2010 (99-48)
	51	by Arizona, 1/23/1997 (99-48)
Rebounds	67	by USC, 1/14/1956
Field Goals Made	49	by USC, 2/20/1971 (49-for-88)
Field Goals Attempted	88	by USC, 2/20/1971 (49-for-88)
Free Throws Made	36	by Oregon, 3/10/1967 (36-for-43)
Free Throws Attempted	50	by North Carolina, 12/30/1967 (34-for-50)

### SINGLE-GAME SCORING

NAME	PTS	DATE
Bo Kimble, Loyola Marymount	53	12/19/1989
Pete Maravich, LSU	46	12/22/1969
Pete Maravich, LSU	43	12/4/1969
Anthony Roberts, Oral Roberts	43	12/30/1969
Don Curnutt, Miami (Fla.)	42	12/1/1969
Ray Thompson, Oral Roberts	42	12/16/1991
Claude Terry, Stanford	41	2/26/1971
Reggie Miller, UCLA	41	3/6/1986
Greg Ballard, Oregon	40	3/3/1977

### SINGLE-GAME REBOUNDING

NAME	RBS	DATE
Bob Presley, California	25	2/24/1968
Lew Alcindor, UCLA	23	2/18/1967
Ron Riley, USC	23	2/20/1971
Kevin Love, UCLA	21	1/26/2008
Chet Noe, Oregon	21	2/28/1953
Jim Loscutt, Oregon	21	2/25/1955
Ron Riley, USC	21	2/12/1971
Sidney Wicks, UCLA	21	2/19/1971

## COACHING RECORDS

COACH	YEARS	SEASONS	W	L	PCT.
Stats Gill	1929-64	36	599	392	.604
Ralph Miller	1971-89	19	359	186	.659
Bob Hager	1923-28	6	115	53	.685
Paul Valenti	1965-70	6	91	82	.526
Jim Anderson	1990-95	6	79	90	.467
Jay John	2003-08	6	72	97	.426
E.J. Stewart	1912-16	5	67	33	.670
Eddie Payne	1996-00	5	52	88	.371
W.O. Trine	1903-07	5	39	7	.848
<b>Craig Robinson</b>	<b>2008-present</b>	<b>2</b>	<b>32</b>	<b>36</b>	<b>.471</b>
R.B. Rutherford	1921-22	2	27	19	.587
Ritchie McKay	2001-02	2	22	37	.372
E.D. Angell	1909-10	2	19	8	.704
Howard Ray	1918	1	15	0	1.000
Everett May	1917	1	11	7	.611
H.W. Hargiss	1919-20	2	10	25	.286
Roy Heater	1908	1	7	4	.636
J.W. Viggers	1903	1	5	1	.833
Clifford Reed	1911	1	3	5	.375
J.B. Patterson	1902	1	1	2	.333
Kevin Mouton	2008	1	0	13	.000

# GILL COLISEUM RECORDS

## ATTENDANCE

(Note: Fire marshal codes have prevented attendance figures from exceeding 10,400 since the 1984 expansion of Gill Coliseum.)

### BIGGEST CROWDS IN GILL COLISEUM HISTORY

1.	11,709	vs. Oregon, 1962
2.	11,315	vs. Oregon, 1955
3.	11,206	vs. San Francisco, 1955
4.	11,125	vs. Seattle, 1962
5.	10,642	vs. UCLA, 1980
6.	10,607	vs. Oregon, 1955
7.	10,597	vs. Cincinnati, 1964
8.	10,529	vs. California, 1971
9.	10,522	vs. UCLA, 1978
10.	10,520	vs. UCLA, 1973

### ALL-TIME BEST GILL COLISEUM SEASON ATTENDANCE (TOTAL)

1.	147,406	1982-83	15 games
2.	131,662	1979-80	13 games
3.	131,475	1984-85	13 games
4.	129,276	1954-55	17 games
5.	122,810	1978-79	13 games
6.	120,851	1980-81	12 games
7.	117,358	1990-91	14 games
8.	117,122	1989-90	12 games
9.	116,305	1991-92	14 games
10.	110,000	1981-82	11 games
	110,000	1983-84	11 games

### ALL-TIME BEST GILL COLISEUM SEASON ATTENDANCE (AVERAGE)

1.	10,128	1979-80	13 games
2.	10,113	1984-85	13 games
3.	10,071	1980-81	12 games
4.	10,000	1981-82	11 games
	10,000	1983-84	11 games
6.	9,827	1982-83	15 games
7.	9,760	1989-90	12 games
8.	9,447	1978-79	13 games
9.	9,122	1988-89	12 games
10.	8,760	1970-71	12 games

### GILL COLISEUM INDIVIDUAL GAME RECORDS

Points	58	Gary Payton vs. USC, 2/22/1990
Field Goals	22	Gary Payton vs. USC, 2/22/1990
Field Goal Att.	38	Gary Payton vs. USC, 2/22/1990
Field Goal Pct.	1.000	Steve Johnson vs. Oregon, 1/17/1981 (10-10)
	1.000	Charlie Sitton vs. Arizona, 2/13/1984 (10-10)
3-Pt. Field Goals	9	Ryan Allenby (Washington) vs. OSU, (2/16/08)
3-Pt. Field Goal Att.	15	Ryan Allenby (Washington) vs. OSU, (2/16/08)
3-Pt. FG Pct.	1.000	Jared Ramirez (No. Colo.) vs. OSU, 11/17/2001 (6-6)
	1.000	Lodrick Stewart (USC) vs. OSU, 1/6/2007 (6-6)
Free Throws	30	Pete Maravich (LSU) vs. OSU, 12/22/1969
Free Throw Attempted	31	Pete Maravich (LSU) vs. OSU, 12/22/1969
FT Pct.	1.000	Johnny Lee (Yale) vs. OSU, 12/27/1957 (21-21)
Rebounds	36	Swede Halbrook vs. Idaho, 2/15/1955
Assists	15	Gary Payton vs. Arizona State, 11/30/1989
Steals	7	Gary Payton vs. UCLA, 1/8/1989
	7	Allan Celestine vs. Fresno State, 11/28/1990
	7	Mario Jackson vs. Memphis State, 12/19/1990
	7	Brent Barry vs. Stanford, 3/2/1995
	7	Marcel Jones vs. Stanford, 1/20/2007
Blocked Shots	6	Clifton Jones vs. Oregon, 1/30/1999
	6	Matt Haryasz (Stanford) vs. OSU, 1/29/2004
	6	Nick DeWitz vs. TX-Pan Am., 12/28/2005
Turnovers	11	Deaundra Tanner vs. Wyoming, 12/20/1999

### GILL COLISEUM TEAM GAME RECORDS

Points	117	by Loyola Marymount, 2/12/1989
Fewest Points	23	by Oregon, 3/3/1984
Highest Combined Score	230	Loyola Marymount vs. OSU, 12/19/1989
Lowest Combined Score	52	Oregon vs. OSU, 3/3/1984
Winning Margin	+68	vs. Southern Colorado, 11/20/2000
Field Goals	52	vs. Texas Wesleyan, 12/1/1978
	52	vs. UC San Diego, 11/25/1997
Field Goals Attempted	98	vs. Idaho, 2/22/1964
Field Goal Pct.	.711	vs. Stanford, 1/26/1979 (32-45)
3-Pt. Field Goals	20	by USC, 1/29/2000
3-Pt. Field Goal Att.	51	by UC San Diego, 11/25/1997
3-Pt. Field Goal Pct.	.778	by Arizona, 1/14/1988 (7-9)
Free Throws	46	vs. Arizona State, 2/2/1983
Free Throw Att.	63	vs. Arizona State, 2/2/1983
Free Throw Pct.	.968	vs. Memphis State, 12/19/1990 (30-31)
Fewest Free Throws	0	vs. Washington, 2/20/1993
Fewest Free Throw Att.	0	vs. Washington, 2/20/1993
Rebounds	76	vs. Washington State, 3/3/1958
Assists	41	vs. Texas Wesleyan, 12/1/1978
Blocked Shots	13	by Stanford, 1/29/2004
Turnovers	34	by Eastern Washington, 11/30/1979
Fewest Turnovers	4	vs. Portland, 12/7/1984
	4	vs. California, 3/2/1985
	4	by Washington State, 2/16/2006

### GILL COLISEUM SEASON-BY-SEASON RECORDS

YEAR	W	L	ATT.	YEAR	W	L	ATT.	YEAR	W	L	ATT.	YEAR	W	L	ATT.
1949-50	8	6	87,463	1966-67	7	4	77,478	1983-84	11	0	110,000	2000-01	7	7	78,566
1950-51	7	6	70,641	1967-68	7	4	70,269	1984-85	9	4	131,475	2001-02	8	7	91,104
1951-52	5	10	67,391	1968-69	7	4	74,704	1985-86	5	7	101,437	2002-03	7	7	86,923
1952-53	6	9	75,142	1969-70	8	4	94,378	1986-87	10	4	105,732	2003-04	11	6	90,859
1953-54	10	3	91,805	1970-71	7	5	105,121	1987-88	9	3	91,598	2004-05	12	2	98,245
1954-55	14	3	129,276	1971-72	9	4	100,872	1988-89	10	2	109,461	2005-06	7	6	86,028
1955-56	5	9	76,715	1972-73	9	2	91,286	1989-90	11	1	117,122	2006-07	8	11	98,128
1956-57	7	5	63,045	1973-74	7	4	81,684	1990-91	12	2	117,358	2007-08	3	12	68,688
1957-58	12	1	84,723	1974-75	10	2	89,751	1991-92	9	5	116,305	2008-09	13	7	104,462
1958-59	9	6	76,002	1975-76	8	2	84,904	1992-93	8	4	94,280	2009-10	9	7	97,339
1959-60	10	4	68,449	1976-77	6	5	91,429	1993-94	4	9	85,913	61 seasons	532	272	5,691,734
1960-61	8	4	69,896	1977-78	10	2	96,302	1994-95	7	5	77,745				
1961-62	12	1	92,057	1978-79	11	2	122,810	1995-96	4	8	59,028				
1962-63	9	3	96,004	1979-80	13	0	131,662	1996-97	6	7	90,469				
1963-64	12	0	104,172	1980-81	11	1	120,851	1997-98	7	8	100,613				
1964-65	9	3	84,393	1981-82	11	0	110,000	1998-99	12	2	91,541				
1965-66	9	1	77,260	1982-83	11	4	147,406	1999-00	9	6	85,974				

# ANNUAL STATISTICAL LEADERS

YEAR	POINTS	REBOUNDS	ASSISTS	BLOCKED SHOTS	STEALS
1953-54	614 (21.2) * Swede Halbrook	344 (11.9) Swede Halbrook	—	—	—
1954-55	397 (20.9) Swede Halbrook	268 (14.1) Swede Halbrook	—	—	—
1955-56	467 (18.0) Dave Gambee	270 (10.4) Dave Gambee	—	—	—
1956-57	525 (20.2) * Dave Gambee	273 (10.5) Dave Gambee	—	—	—
1957-58	476 (18.3) Dave Gambee	285 (11.0) Dave Gambee	—	—	—
1958-59	374 (15.6) Lee Harman	216 (8.3) Karl Anderson	—	—	—
1959-60	272 (10.5) Jim Woodland	258 (9.9) Karl Anderson	—	—	—
1960-61	264 (10.2) Karl Anderson	198 (7.6) Jay Carty	—	—	—
1961-62	537 (18.5) Mel Counts	401 (13.8) Mel Counts	—	—	—
1962-63	661 (21.3) Mel Counts	485 (15.6) Mel Counts	—	—	—
1963-64	775 (26.7) Mel Counts	489 (16.9) Mel Counts	—	—	—
1964-65	548 (21.1) Jim Jarvis	183 (7.0) Charlie White	—	—	—
1965-66	362 (12.9) Loy Petersen	201 (7.4) Ed Fredenburg	—	—	—
1966-67	458 (16.4) Vince Fritz	202 (7.2) Loy Petersen	—	—	—
1967-68	418 (18.2) Vince Fritz	164 (6.6) Gary Freeman	—	—	—
1968-69	414 (15.9) Gary Freeman	244 (9.4) Gary Freeman	—	—	—
1969-70	418 (16.1) Vic Bartolome	226 (8.7) Vic Bartolome	—	—	—
1970-71	464 (17.8) Freddie Boyd	249 (9.6) Sam Whitehead	177 (6.8) Freddie Boyd	—	—
1971-72	554 (19.8) Freddie Boyd	216 (8.0) Sam Whitehead	185 (6.6) Freddie Boyd	—	—
1972-73	360 (13.8) Sam Whitehead	204 (7.8) Sam Whitehead	146 (5.6) Charlie Neal	—	—
1973-74	318 (12.2) Lonnie Shelton	204 (7.8) Lonnie Shelton	128 (5.3) Charlie Neal	—	—
1974-75	566 (18.3) Lonnie Shelton	292 (9.4) Lonnie Shelton	159 (5.1) George Tucker	—	—
1975-76	459 (17.0) Rocky Smith	160 (5.9) Paul Miller	137 (5.3) George Tucker	—	—
1976-77	575 (19.8) Rocky Smith	156 (5.6) Steve Johnson	175 (6.0) * George Tucker	—	—
1977-78	355 (13.7) Rickey Lee	178 (6.8) Rickey Lee	110 (4.1) Dwayne Allen	29 (1.1) Rickey Lee	49 (1.8) Dwayne Allen
1978-79	498 (18.4) Steve Johnson	178 (6.6) Steve Johnson	154 (5.5) Dwayne Allen	42 (1.6) Steve Johnson	63 (2.3) Ray Blume
1979-80	509 (17.0) Steve Johnson	207 (6.9) Steve Johnson	140 (4.7) Dwayne Allen	30 (1.0) Steve Johnson	66 (2.2) Ray Blume
1980-81	589 (21.0) * Steve Johnson	215 (7.7) Steve Johnson	111 (4.0) Lester Conner	41 (1.5) Steve Johnson	61 (2.2) Mark Radford
1981-82	448 (14.9) Lester Conner	163 (5.4) Lester Conner	153 (5.1) * Lester Conner	17 (0.6) Charlie Sitton	91 (3.0) * Lester Conner
1982-83	563 (18.8) Charlie Sitton	235 (7.6) * A.C. Green	99 (3.2) W. Brew/D. Flowers	11 (0.4) A.C. Green	36 (1.2) William Brew
1983-84	433 (14.9) Charlie Sitton	201 (8.7) A.C. Green	98 (3.4) Steve Woodside	20 (0.7) Charlie Sitton	27 (0.9) Alan Tait
1984-85	591 (19.1) * A.C. Green	286 (9.2) * A.C. Green	130 (4.2) Darryl Flowers	18 (0.6) A.C. Green	48 (1.5) Darryl Flowers
1985-86	361 (16.4) Jose Ortiz	188 (8.5) Jose Ortiz	144 (5.3) Darryl Flowers	32 (1.5) Jose Ortiz	55 (2.0) * Darryl Flowers
1986-87	668 (22.3) * Jose Ortiz	262 (8.7) Jose Ortiz	229 (7.6) * Gary Payton	41 (1.4) Jose Ortiz	58 (1.9) Gary Payton
1987-88	449 (14.5) Gary Payton	168 (5.4) Earl Martin	230 (7.4) * Gary Payton	11 (0.4) Gary Payton	72 (2.3) * Gary Payton
1988-89	603 (20.1) Gary Payton	135 (4.5) Earl Martin	244 (8.1) * Gary Payton	25 (0.9) Will Brantley	91 (3.0) * Gary Payton
1989-90	746 (25.7) * Gary Payton	152 (5.2) Earl Martin	235 (8.1) * Gary Payton	42 (1.4) Scott Haskin	100 (3.4) * Gary Payton
1990-91	506 (18.1) Teo Alibegovic	231 (8.3) Chad Scott	95 (3.4) Charles McKinney	30 (1.2) Will Brantley	49 (1.9) Will Brantley
1991-92	558 (18.0) Scott Haskin	201 (6.5) Scott Haskin	101 (3.3) Charles McKinney	68 (2.2) * Scott Haskin	44 (1.4) Charles McKinney
1992-93	450 (16.7) Scott Haskin	220 (8.1) Scott Haskin	89 (3.3) Charles McKinney	51 (1.9) * Scott Haskin	44 (1.6) Charles McKinney
1993-94	411 (15.2) Brent Barry	154 (5.9) Jerohn Brown	124 (4.6) Stephane Brown	23 (0.9) Brent Barry	64 (2.4) Brent Barry
1994-95	567 (21.0) Brent Barry	203 (7.5) Mustapha Hoff	104 (3.9) Brent Barry	20 (1.0) Jerohn Brown	72 (2.7) Brent Barry
1995-96	272 (10.1) J.D. Vetter	120 (4.4) C. Benjamin/M. Brown	78 (2.9) Markee Brown	14 (0.5) Iyan Walker	48 (1.8) Markee Brown
1996-97	403 (14.9) Carson Cunningham	155 (5.7) Terrill Woods	126 (4.7) Carson Cunningham	34 (1.3) Todd Marshall	35 (1.3) Carson Cunningham
1997-98	496 (19.8) Corey Benjamin	131 (4.7) John-Blair Bickerstaff	99 (3.5) John-Blair Bickerstaff	20 (1.0) Todd Marshall	50 (1.7) Deandra Tanner
1998-99	427 (15.8) Deandra Tanner	172 (6.4) Clifton Jones	126 (4.7) Deandra Tanner	36 (1.3) Clifton Jones	46 (1.7) Deandra Tanner
1999-00	397 (14.2) Deandra Tanner	165 (5.7) Clifton Jones	143 (5.1) Deandra Tanner	31 (1.1) Clifton Jones	54 (1.9) Deandra Tanner
2000-01	372 (13.8) Jason Heide	148 (5.5) Jason Heide	98 (3.5) Deandra Tanner	19 (0.6) Brian Jackson	35 (1.2) Adam Masten
2001-02	454 (16.2) Philip Ricci	198 (7.1) Philip Ricci	84 (2.9) Adam Masten	41 (1.5) Philip Ricci	32 (1.1) Adam Masten
2002-03	463 (16.5) Philip Ricci	230 (8.2) * Philip Ricci	105 (3.8) Lamar Hurd	34 (1.2) Philip Ricci	34 (1.2) Jimmie Haywood
2003-04	482 (17.2) David Lucas	192 (6.9) David Lucas	138 (4.9) Lamar Hurd	19 (0.7) Kyle Jeffers	42 (1.5) J.S. Nash
2004-05	408 (18.5) David Lucas	154 (7.0) David Lucas	96 (3.0) Jason Fontenet	52 (2.0) Nick DeWitz	33 (1.1) Lamar Hurd
2005-06	406 (13.5) Sasa Cuić	207 (6.7) Marcel Jones	69 (2.7) Jason Fontenet	59 (2.1) * Nick DeWitz	27 (0.9) Marcel Jones
2006-07	489 (15.3) Marcel Jones	187 (5.8) Kyle Jeffers	123 (3.8) Josh Tarver	32 (1.0) Kyle Jeffers	49 (1.5) Marcel Jones
2007-08	311 (10.4) Marcel Jones	170 (5.7) Marcel Jones	75 (2.5) Josh Tarver	16 (1.6) C.J. Giles	37 (1.2) Josh Tarver
2008-09	389 (13.0) Calvin Haynes	194 (5.4) Seth Tarver	120 (3.3) Roeland Schaftenaar	30 (0.8) Roeland Schaftenaar	60 (1.7) Seth Tarver
2009-10	399 (12.5) Calvin Haynes	146 (4.6) Seth Tarver	72 (2.3) Seth Tarver	13 (0.4) Roeland Schaftenaar	70 (2.1) Seth Tarver

\* led the conference

# ANNUAL STATISTICAL LEADERS

YEAR	FIELD GOAL PCT.	FIELD GOALS MADE	FREE THROWS MADE	3-PT FG MADE	MINUTES PLAYED
1953-54	.451 Swede Halbrook	218 Swede Halbrook	178 Swede Halbrook	—	—
1954-55	.521 Swede Halbrook	151 Swede Halbrook	95 Swede Halbrook	—	—
1955-56	.424 Bob Allford	174 Dave Gambee	119 Dave Gambee	—	—
1956-57	.350 Dave Gambee	180 Dave Gambee	165 Dave Gambee	—	—
1957-58	.412 Ken Nanson	180 Dave Gambee	116 Dave Gambee	—	—
1958-59	.439 Lee Harman	118 Lee Harman	138 Lee Harman	—	—
1959-60	.406 Jay Carty	98 Jim Woodland	76 Jim Woodland	—	—
1960-61	.470 Karl Anderson	111 Karl Anderson	68 Bob Jacobson	—	—
1961-62	.447 Terry Baker	193 Mel Counts	151 Mel Counts	—	—
1962-63	.441 Mel Counts	253 Mel Counts	155 Mel Counts	—	—
1963-64	.500 Jim Jarvis	269 Mel Counts	237 Mel Counts	—	—
1964-65	.447 Jim Jarvis	216 Jim Jarvis	116 Jim Jarvis	—	—
1965-66	.494 Charlie White	133 Loy Petersen	96 L. Petersen/C. White	—	—
1966-67	.473 Ed Fredenburg	164 Vince Fritz	130 Vince Fritz	—	—
1967-68	.661 Vic Bartolome	151 Vince Fritz	116 Vince Fritz	—	—
1968-69	.554 Vic Bartolome	163 Gary Freeman	88 Gary Freeman	—	—
1969-70	.622 Vic Bartolome	178 Vic Bartolome	62 Vic Bartolome	—	—
1970-71	.527 Freddie Boyd	188 Freddie Boyd	88 Freddie Boyd	—	—
1971-72	.528 Steve Erickson	204 Freddie Boyd	146 Freddie Boyd	—	—
1972-73	.526 Ron Jones	144 Sam Whitehead	72 Sam Whitehead	—	—
1973-74	.538 Steve Erickson	135 Lonnie Shelton	57 Paul Miller	—	—
1974-75	.549 Don Smith	235 Lonnie Shelton	96 Lonnie Shelton	—	—
1975-76	.586 * Paul Miller	199 Rocky Smith	86 George Tucker	—	—
1976-77	.596 * Steve Johnson	238 Rocky Smith	99 Rocky Smith	—	1,000 (34.5) Rocky Smith
1977-78	.498 Mark Radford	138 Rickey Lee	79 Rickey Lee	—	889 (32.9) Dwayne Allen
1978-79	.661 * Steve Johnson	197 Steve Johnson	104 Steve Johnson	—	961 (34.3) Ray Blume
1979-80	.710 * Steve Johnson	211 Steve Johnson	87 Steve Johnson	—	1,111 (37.0) Ray Blume
1980-81	.746 * Steve Johnson	235 Steve Johnson	119 Steve Johnson	—	903 (32.3) Ray Blume
1981-82	.615 A.C. Green	151 Lester Conner	146 Lester Conner	—	1,112 (37.1) William Brew
1982-83	.575 Charlie Sitton	199 Charlie Sitton	165 Charlie Sitton	—	1,113 (35.9) A.C. Green
1983-84	.657 * A.C. Green	154 Charlie Sitton	141 A.C. Green	—	1,024 (35.3) Steve Woodside
1984-85	.599 A.C. Green	217 A.C. Green	157 A.C. Green	—	1,191 (38.4) A.C. Green
1985-86	.528 Tyrone Miller	137 Jose Ortiz	87 Jose Ortiz	—	981 (36.3) Steve Woodside
1986-87	.584 Jose Ortiz	248 Jose Ortiz	171 Jose Ortiz	16 Bill Sherwood	1,115 (37.2) Gary Payton
1987-88	.543 Earl Martin	180 Gary Payton	96 Bill Sherwood	31 Gary Payton	1,178 (38.0) Gary Payton
1988-89	.520 Earl Martin	208 Gary Payton	105 Gary Payton	82 Gary Payton	1,140 (38.0) Gary Payton
1989-90	.549 Will Brantley	288 Gary Payton	118 Gary Payton	52 Gary Payton	1,095 (37.8) Gary Payton
1990-91	.525 Leroy Jackson	180 Teo Alibegovic	120 Teo Alibegovic	37 Charles McKinney	968 (34.6) Chad Scott
1991-92	.612 * Scott Haskin	226 Scott Haskin	106 Scott Haskin	59 Charles McKinney	987 (31.8) Charles McKinney
1992-93	.521 Scott Haskin	176 Scott Haskin	98 Scott Haskin	51 Charles McKinney	963 (35.7) Chad Scott
1993-94	.498 Brent Barry	144 Brent Barry	99 Stephane Brown	38 Brent Barry	959 (35.5) Brent Barry
1994-95	.514 Brent Barry	181 Brent Barry	153 Brent Barry	52 Brent Barry	1,012 (37.5) Brent Barry
1995-96	.431 Rob Williams	95 Markee Brown	76 J.D. Vetter	40 J.D. Vetter	859 (31.8) Markee Brown
1996-97	.432 Corey Benjamin	125 Carson Cunningham	125 Carson Cunningham	35 C. Benjamin/R. Grady	832 (30.8) Carson Cunningham
1997-98	.544 John-Blair Bickerstaff	185 Corey Benjamin	97 Corey Benjamin	51 Jerome Vaden	846 (30.2) John-Blair Bickerstaff
1998-99	.540 Jason Heide	142 Deandra Tanner	92 Deandra Tanner	57 Josh Steinthal	987 (36.6) Deandra Tanner
1999-00	.636 Clifton Jones	129 Deandra Tanner	82 Brian Jackson	60 Deandra Tanner	963 (34.4) Deandra Tanner
2000-01	.551 Jason Heide	140 Jason Heide	89 Jason Heide	46 Josh Steinthal	1,013 (33.8) Adam Masten
2001-02	.539 Brian Jackson	161 Philip Ricci	130 Philip Ricci	43 Joe See	894 (31.9) Philip Ricci
2002-03	.520 Philip Ricci	173 Philip Ricci	111 Philip Ricci	51 Jimmie Haywood	934 (33.4) Lamar Hurd
2003-04	.511 David Lucas	185 David Lucas	111 David Lucas	76 Chris Stephens	959 (34.2) Lamar Hurd
2004-05	.543 David Lucas	163 David Lucas	100 J.S. Nash	48 Chris Stephens	919 (29.6) J.S. Nash
2005-06	.490 Sasa Cuic	126 Sasa Cuic	118 Sasa Cuic	38 Chris Stephens	972 (31.4) Chris Stephens
2006-07	.451 Marcel Jones	196 Marcel Jones	66 Sasa Cuic	42 Sasa Cuic	1,064 (33.2) Josh Tarver
2007-08	.437 Roeland Schaftenaar	121 Marcel Jones	46 Josh Tarver	40 Seth Tarver	879 (28.4) Seth Tarver
2008-09	.579 Seth Tarver	140 Calvin Haynes	74 Roeland Schaftenaar	48 Calvin Haynes	1,203 (33.4) Rickey Claitt
2009-10	.512 Jared Cunningham	137 Calvin Haynes	83 Roeland Schaftenaar	50 Calvin Haynes	990 (30.9) Calvin Haynes

\* led the conference

# ANNUAL TEAM STATISTICS

YEAR	GP	FG-FGA	PCT	3FG-FGA	PCT	FT-FTA	PCT	REB (AVG)	PF	AST (AVG)	TO (AVG)	BLK (AVG)	STL (AVG)	PTS (AVG)
1953-54	29	638-1784	.360	—	—	510-896	.570	1139 (39.3)	579	—	—	—	—	1781 (61.8)
1954-55	30	680-1810	.376	—	—	469-725	.647	1250 (41.7)	508	—	—	—	—	1829 (60.9)
1955-56	26	536-1667	.321	—	—	417-709	.590	1150 (44.2)	460	—	—	—	—	1525 (58.8)
1956-57	26	519-1550	.335	—	—	522-759	.688	1130 (43.5)	432	—	—	—	—	1560 (60.0)
1957-58	26	635-1690	.376	—	—	412-637	.647	1178 (45.3)	500	—	—	—	—	1682 (64.7)
1958-59	26	578-1654	.349	—	—	380-592	.642	1281 (49.3)	536	—	—	—	—	1535 (59.0)
1959-60	26	534-1475	.362	—	—	392-642	.610	1261 (48.5)	516	—	—	—	—	1460 (56.2)
1960-61	26	582-1498	.389	—	—	417-595	.701	1115 (42.9)	494	—	—	—	—	1582 (60.8)
1961-62	29	746-1830	.407	—	—	518-723	.666	1499 (51.7)	498	—	—	—	—	2010 (69.3)
1962-63	31	790-1944	.406	—	—	449-608	.738	1439 (46.4)	588	—	—	—	—	2026 (65.4)
1963-64	29	800-1828	.438	—	—	518-739	.701	1302 (44.9)	578	—	—	—	—	2117 (73.0)
1964-65	26	577-1326	.435	—	—	401-563	.712	914 (35.2)	499	—	—	—	—	1555 (59.6)
1965-66	28	630-1413	.446	—	—	440-586	.750	1028 (36.7)	446	—	—	—	—	1694 (60.5)
1966-67	28	606-1411	.429	—	—	386-575	.671	968 (34.6)	524	—	—	—	—	1598 (57.0)
1967-68	25	606-1235	.491	—	—	378-511	.740	773 (30.9)	446	—	—	—	—	1592 (63.7)
1968-69	26	643-1358	.474	—	—	360-538	.669	981 (37.7)	492	—	—	—	—	1646 (63.3)
1969-70	26	698-1532	.456	—	—	327-476	.687	1014 (39.0)	469	—	—	—	—	1723 (66.2)
1970-71	26	801-1752	.457	—	—	381-554	.689	1082 (41.6)	535	449 (17.3)	—	—	—	1983 (76.3)
1971-72	28	830-1755	.473	—	—	503-677	.745	1098 (39.2)	513	491 (17.5)	—	—	—	2163 (77.3)
1972-73	26	804-1762	.466	—	—	361-482	.749	1093 (42.0)	565	461 (17.7)	—	—	—	1969 (75.7)
1973-74	26	758-1588	.477	—	—	329-479	.689	931 (35.8)	555	500 (19.2)	—	—	—	1845 (71.0)
1974-75	31	948-1938	*.489	—	—	395-557	*.709	1084 (35.0)	625	566 (18.3)	477 (15.4)	—	—	2291 (73.9)
1975-76	27	839-1597	*.525	—	—	393-548	.717	853 (31.6)	554	485 (18.0)	449 (16.6)	—	—	2071 (76.7)
1976-77	29	862-1723	.500	—	—	355-478	*.743	910 (31.3)	616	497 (17.1)	473 (16.3)	—	—	2079 (71.7)
1977-78	27	718-1532	.469	—	—	316-486	.650	843 (31.2)	609	437 (16.2)	495 (18.3)	55 (2.0)	210 (7.8)	1752 (64.9)
1978-79	28	842-1617	.521	—	—	408-615	.663	928 (33.1)	611	*571 (20.4)	477 (17.0)	73 (2.6)	*293 (10.5)	2092 (74.7)
1979-80	30	943-1732	*.544	—	—	432-627	.689	978 (32.6)	624	*651 (21.7)	500 (16.7)	54 (1.8)	*274 (9.1)	2318 (77.3)
1980-81	28	862-1528	*.564	—	—	420-626	.671	868 (31.0)	554	597 (21.3)	391 (14.0)	78 (2.8)	239 (8.5)	2144 (76.6)
1981-82	30	810-1518	*.534	—	—	467-653	.715	879 (29.3)	516	*490 (16.3)	420 (14.0)	54 (1.8)	*246 (8.2)	2087 (69.6)
1982-83	31	813-1597	.509	—	—	504-706	.714	896 (28.9)	577	*524 (16.9)	466 (15.0)	46 (1.5)	206 (6.6)	2130 (68.7)
1983-84	29	647-1253	.516	—	—	450-620	*.726	769 (26.5)	476	428 (14.8)	372 (12.9)	41 (1.4)	150 (5.2)	1744 (60.1)
1984-85	31	759-1445	*.525	—	—	444-662	.671	845 (27.3)	523	*501 (16.2)	407 (13.1)	59 (1.9)	225 (7.3)	1962 (63.3)
1985-86	27	667-1468	.454	—	—	310-487	.637	845 (31.3)	489	452 (16.7)	345 (12.8)	56 (2.1)	197 (7.3)	1644 (60.9)
1986-87	30	794-1678	.473	56-170	.329	405-592	.684	959 (32.0)	538	*514 (17.1)	358 (12.0)	107 (3.6)	*227 (7.6)	2049 (68.3)
1987-88	31	825-1676	.492	97-239	.406	346-499	.693	801 (25.8)	519	*573 (18.5)	349 (11.3)	53 (1.7)	*288 (9.3)	2093 (67.5)
1988-89	30	878-1798	.488	165-434	.380	393-578	.680	865 (28.8)	585	*579 (19.3)	333 (11.1)	83 (2.8)	*320 (10.7)	2314 (77.1)
1989-90	29	884-1816	.487	126-375	.336	378-558	.677	942 (32.5)	582	*538 (18.6)	322 (11.1)	101 (3.5)	*277 (9.6)	2272 (78.4)
1990-91	28	783-1642	.477	133-386	.345	385-520	*.740	886 (31.6)	451	468 (16.7)	391 (14.0)	97 (3.5)	211 (7.5)	2084 (74.4)
1991-92	31	860-1771	.486	165-467	.353	439-602	.729	982 (31.7)	535	549 (17.7)	461 (14.8)	113 (3.6)	238 (7.7)	2324 (75.0)
1992-93	27	656-1477	.444	143-440	.325	413-586	.705	890 (33.0)	477	425 (15.7)	418 (15.5)	111 (4.1)	219 (8.1)	1868 (69.2)
1993-94	27	676-1607	.421	135-450	.300	379-608	.623	896 (33.2)	527	366 (13.6)	445 (16.5)	56 (2.1)	*235 (8.7)	1866 (69.1)
1994-95	27	717-1561	.459	110-343	.321	496-702	.707	916 (33.9)	518	380 (14.1)	453 (16.8)	66 (2.4)	211 (7.8)	2040 (75.6)
1995-96	27	544-1346	.404	130-415	.313	300-477	.629	778 (28.8)	522	303 (11.2)	454 (16.8)	41 (1.5)	188 (7.0)	1518 (56.2)
1996-97	27	666-1531	.435	149-459	.325	383-619	.619	982 (36.4)	571	364 (13.5)	521 (19.3)	90 (3.3)	189 (7.0)	1864 (69.0)
1997-98	30	775-1683	.460	155-470	.330	417-691	.603	1070 (35.7)	633	433 (14.4)	519 (17.3)	103 (3.4)	256 (8.5)	2122 (70.7)
1998-99	29	618-1433	.431	161-460	.350	350-567	.617	998 (37.0)	494	339 (12.5)	426 (15.8)	97 (3.3)	173 (6.0)	1747 (64.7)
1999-00	29	714-1605	.445	206-571	.361	383-584	.656	1008 (34.8)	613	447 (15.4)	476 (16.4)	84 (2.9)	221 (7.6)	2017 (69.6)
2000-01	30	632-1448	.436	217-650	.334	375-516	.727	821 (27.4)	544	399 (13.3)	380 (12.7)	46 (1.5)	155 (5.2)	1856 (61.9)
2001-02	29	643-1431	.449	187-528	.354	393-542	.725	876 (30.2)	494	401 (13.8)	414 (14.3)	71 (2.4)	129 (4.4)	1866 (64.3)
2002-03	28	671-1595	.421	126-420	.300	435-634	.686	1022 (36.5)	464	382 (13.6)	383 (13.7)	98 (3.5)	150 (5.4)	1903 (68.0)
2003-04	28	728-1738	.419	162-475	.341	400-575	.696	1009 (36.0)	510	399 (14.3)	395 (14.1)	64 (2.3)	203 (7.3)	2018 (72.1)
2004-05	32	810-1826	.444	194-509	.381	514-710	.724	1094 (34.2)	560	429 (13.4)	471 (14.7)	*126 (3.9)	193 (6.0)	2328 (72.8)
2005-06	31	704-1605	.439	166-470	.353	469-674	.696	1028 (33.2)	530	363 (11.7)	479 (15.5)	*147 (4.7)	171 (5.5)	2043 (65.9)
2006-07	32	755-1807	.418	169-583	.290	349-586	.596	1028 (32.1)	564	387 (12.1)	430 (13.4)	98 (3.1)	246 (7.7)	2028 (63.4)
2007-08	31	684-1831	.374	168-579	.290	322-496	.649	1070 (34.5)	570	327 (10.5)	390 (12.6)	90 (2.9)	168 (5.4)	1858 (59.9)
2008-09	36	805-1725	.467	222-624	.356	357-553	.646	1038 (28.8)	557	465 (12.9)	477 (13.2)	68 (1.9)	242 (6.7)	2189 (60.8)
2009-10	32	670-1556	.431	140-475	.295	449-665	.675	1020 (31.9)	528	365 (11.4)	479 (14.9)	63 (1.9)	261 (8.2)	1929 (60.3)

\* led the conference

# OREGON STATE IN THE POLLS

## 1953-54 SEASON

DATE	AP	UPI
Dec. 8	13	—
Dec. 15	11	15
Dec. 22	12	11
Dec. 29	4	4
Jan. 5	10	11
Jan. 12	—	20
Jan. 19	—	16
Jan. 26	—	17
Feb. 9	—	17
March 2	—	20
March 9	t-16	16

## 1954-55 SEASON

DATE	AP	UPI
Dec. 7	—	17
Jan. 18	—	19
Jan. 25	—	19
Feb. 1	19	15
Feb. 8	18	15
Feb. 15	16	14
Feb. 22	—	14
March 1	14	12
March 8	10	8

## 1957-58 SEASON

DATE	AP	UPI
Dec. 17	17	10
Dec. 24	—	17
Dec. 31	18	11
Jan. 7	15	10
Jan. 14	16	11
Jan. 21	—	13
Jan. 28	20	14
Feb. 4	—	16
March 4	—	20
March 11	—	16

## 1961-62 SEASON

DATE	AP	UPI
Jan. 2	—	10
Jan. 9	—	9
Jan. 16	—	10
Jan. 23	—	10
Jan. 30	—	9
Feb. 6	10	9
Feb. 13	6	6
Feb. 20	10	8
Feb. 27	—	11
March 6	—	13
March 13	—	11

## 1962-63 SEASON

DATE	AP	UPI
Preseason	7	—
Dec. 4	7	5
Dec. 11	9	6
Dec. 18	—	13
Jan. 1	—	10
Jan. 8	—	11
Jan. 15	10	10
Jan. 22	—	12
Jan. 29	9	9
Feb. 5	—	10
Feb. 12	—	10
Feb. 19	—	13
Feb. 26	—	19
March 5	—	15
March 12	—	14

## 1963-64 SEASON

DATE	AP	UPI
Preseason	10	—
Dec. 10	9	7
Dec. 17	—	10
Dec. 24	9	7

Dec. 31	8	8
Jan. 7	6	6
Jan. 14	7	7
Jan. 21	10	10
Jan. 28	—	10
Feb. 4	—	10
Feb. 11	9	8
Feb. 18	7	6
Feb. 25	6	5
March 3	6	5
March 10	6	5

## 1965-66 SEASON

DATE	AP	UPI
Jan. 4	—	t-20
Feb. 22	—	19
March 1	—	14
March 8	—	15

## 1970-71 SEASON

DATE	AP	UPI
Jan. 12	20	—

## 1972-73 SEASON

DATE	AP	UPI
Jan. 30	—	17
Feb. 6	—	18

## 1974-75 SEASON

DATE	AP	UPI
Feb. 11	17	11
Feb. 18	20	11
Feb. 25	17	10
March 4	15	10
March 11	15	—
March 18	13	—
April 2	18	—

## 1975-76 SEASON

DATE	AP	UPI
Jan. 13	17	20
Jan. 20	13	11
Jan. 27	16	15
Feb. 3	—	18

## 1979-80 SEASON

DATE	AP	UPI
Preseason	17	—
Dec. 4	15	14
Dec. 11	14	12
Dec. 18	19	20
Dec. 26	18	19
Jan. 1	14	12
Jan. 8	9	7
Jan. 15	4	7
Jan. 22	2	2
Jan. 29	2	2
Feb. 5	4	4
Feb. 12	4	4
Feb. 19	6	5
Feb. 26	6	5
March 4	5	5

## 1980-81 SEASON

DATE	AP	UPI
Preseason	7	—
Dec. 2	6	—
Dec. 9	5	5
Dec. 16	4	4
Dec. 23	4	4
Dec. 30	2	2
Jan. 6	2	2
Jan. 13	1	1
Jan. 20	1	1
Jan. 27	t-1	1
Feb. 3	2	1
Feb. 10	2	1

Feb. 17	2	1
Feb. 24	1	1
March 3	1	1
March 10	2	2

## 1981-82 SEASON

DATE	AP	UPI
Dec. 8	19	15
Dec. 15	20	—
Dec. 22	16	15
Dec. 29	15	12
Jan. 5	17	19
Jan. 12	15	14
Jan. 19	12	10
Jan. 26	8	7
Feb. 2	10	7
Feb. 9	6	6
Feb. 16	5	5
Feb. 23	4	4
March 2	4	4
March 9	4	4

## 1982-83 SEASON

DATE	AP	UPI
Preseason	10	—
Nov. 30	19	—

## 1983-84 SEASON

DATE	AP	UPI
Preseason	10	—
Nov. 29	10	—
Dec. 6	18	17
Dec. 13	14	14
Dec. 20	15	14
Dec. 27	19	—
Jan. 3	15	16
Jan. 10	16	14
Jan. 17	11	10
Jan. 24	—	20
Jan. 31	—	20
Feb. 7	20	15
Feb. 14	20	20
Feb. 21	20	20
Feb. 28	20	20
March 6	20	17
March 13	17	20

## 1984-85 SEASON

DATE	AP	UPI
Jan. 8	20	12
Jan. 15	14	11
Jan. 22	10	8
Jan. 29	14	12
Feb. 5	16	11
Feb. 12	18	17
Feb. 19	19	17

## 1988-89 SEASON

DATE	AP	UPI
Dec. 6	—	20

## 1989-90 SEASON

DATE	AP	UPI
Dec. 5	24	20
Dec. 12	23	—
Dec. 19	21	17
Dec. 26	23	—
Jan. 2	23	—
Jan. 9	22	—
Jan. 16	18	—
Jan. 23	17	16
Jan. 30	21	—
Feb. 6	18	17
Feb. 13	16	16
Feb. 20	17	18
Feb. 27	16	15
March 6	22	—
March 13	22	—

# STREAKS

## OVERALL WINNING STREAKS

STREAK	YEARS
27	1904-05 to 1906-07
26	1980-81
17	twice: 1916-17 to 1917-18; 1921-22 to 1922-23
16	1961-62
14	1979-80
13	twice: 1911-12 to 1912-13; 1954-55
12	1963-64
10	seven times: last in 1989-90

## OVERALL LOSING STREAKS

STREAK	YEARS
25	2007-2008 to 2008-09
14	1995-96
10	twice: 1920-21; 1949-50 to 1950-51
9	twice: 1919-20; 1993-94 to 1994-95

## OVERALL HOME WINNING STREAKS

STREAK	YEARS
24	1979-80 to 1980-81
17	twice: 1983-84 to 1984-85; 1989-90 to 1990-91

## OVERALL HOME LOSING STREAKS

STREAK	YEARS
12	2007-2008 to 2008-09
6	three times: 1955-56; 1995-96; 2006-07
5	twice: 1999-00; 2001-02

## OVERALL ROAD WINNING STREAKS

STREAK	YEARS
13	1980-81 to 1981-82
7	1965-66 to 1966-67
6	three times: 1954-55; 1961-62; 1962-63 to 1963-64

## OVERALL ROAD LOSING STREAKS

STREAK	YEARS
21	1995-96 to 1996-97
16	1993-94 to 1994-95
14	1999-00 to 2000-01

## OVERALL ROAD & NEUTRAL WINNING STREAKS

STREAK	YEARS
15	1980-81
9	twice: 1961-62; 1989-90

## OVERALL ROAD & NEUTRAL LOSING STREAKS

STREAK	YEARS
17	1993-94 to 1994-95
14	1995-96 to 1996-97
13	2007-2008 to 2008-09
11	2002-03 to 2003-04

## CONFERENCE WINNING STREAKS

STREAK	YEARS
20	1979-80 to 1980-81
14	1953-54 to 1954-55
12	1916-17 to 1917-18
10	twice: 1911-12 to 1912-13; 1921-22

## CONFERENCE LOSING STREAKS

STREAK	YEARS
21	2007-08 to 2008-09
16	1919-20 to 1920-21
14	1995-96
13	1937-38 to 1938-39

(home, road and neutral-site records date to 1949-50)



# ANNUAL WIN-LOSS RECORD

YEAR	COACH	OVERALL			HOME	AWAY	NEUTRAL	CONFERENCE		HOME	AWAY	POSTSEASON
		W	L	PCT.				RECORD	PLACE			
1901-02	J.B. Patterson	1	2	.333				—	none	—	—	
1902-03	Viggers/Trine	5	1	.833				—	none	—	—	
1903-04	Thorpe/Trine	7	3	.700				—	none	—	—	
1904-05	W.O. Trine	5	3	.625				—	none	—	—	
1905-06	W.O. Trine	10	0	1.000				—	none	—	—	
1906-07	W.O. Trine	17	1	.944				—	none	—	—	
1907-08	Roy Heater	7	4	.636				—	none	—	—	
1908-09	E.D. Angell	10	1	.909				3-0	1st NWC	1-0	2-0	
1909-10	E.D. Angell	9	7	.563				6-6	3rd NWC			
1910-11	Clifford Reed	3	5	.375				1-1	4th NWC	1-1	0-0	
1911-12	E.J. Stewart	16	3	.842	11-0	5-3	0-0	9-2	1st NWC	6-0	3-2	
1912-13	E.J. Stewart	15	7	.682				9-7	3rd NWC	6-2	3-5	
1913-14	E.J. Stewart	10	8	.556				5-7	4th NWC	4-2	1-5	
1914-15	E.J. Stewart	10	10	.500				3-9	6th NWC	2-4	1-5	
1915-16	E.J. Stewart	16	5	.762	8-1	8-4	0-0	5-3	t-1st PCC	3-1	2-2	
1916-17	Everett May	11	7	.611				7-6	4th PCC	3-2	4-4	
1917-18	Howard Ray	15	0	1.000				10-0	1st PCC North	6-0	4-0	
1918-19	H.W. Hargiss	3	13	.188	2-4	1-9	0-0	3-9	4th PCC North	2-4	1-5	
1919-20	H.W. Hargiss	7	12	.368				5-7	t-4th PCC	4-4	1-3	
1920-21	R.B. Rutherford	6	17	.261				2-14	6th PCC	1-5	1-9	
1921-22	R.B. Rutherford	21	2	.913				10-2	2nd PCC	4-2	6-0	
1922-23	Bob Hager	19	7	.731				4-4	t-3rd PCC North	3-1	1-3	
1923-24	Bob Hager	20	5	.800	8-0	12-5	0-0	6-2	2nd PCC North	4-0	2-2	
1924-25	Bob Hager	29	8	.784				7-2	t-1st PCC North	4-1	3-1	PCC
1925-26	Bob Hager	18	6	.750				6-4	2nd PCC North	4-1	2-3	
1926-27	Bob Hager	14	11	.560				4-6	4th PCC North	3-2	1-4	
1927-28	Bob Hager	15	16	.488				4-6	t-3rd PCC North	3-2	1-4	
1928-29	Slats Gill	12	8	.600				4-6	4th PCC North	2-3	2-3	
1929-30	Slats Gill	14	13	.519				7-9	4th PCC North	3-5	4-4	
1930-31	Slats Gill	19	9	.679				9-7	3rd PCC North	5-3	4-4	
1931-32	Slats Gill	12	12	.500				8-8	3rd PCC North	4-4	4-4	
1932-33	Slats Gill	21	6	.778				12-4	1st PCC	5-3	7-1	PCC
1933-34	Slats Gill	14	10	.583				7-9	3rd PCC North	5-3	2-6	
1934-35	Slats Gill	19	9	.679				12-4	1st PCC North	8-0	4-4	PCC
1935-36	Slats Gill	16	9	.540				10-6	2nd PCC North	6-2	4-4	
1936-37	Slats Gill	11	15	.423				5-11	4th PCC North	3-5	2-6	
1937-38	Slats Gill	17	16	.515				6-14	5th PCC North	4-6	2-8	
1938-39	Slats Gill	13	11	.542				6-10	4th PCC North	4-4	2-6	
1939-40	Slats Gill	27	11	.711	7-2	12-8	8-1	12-4	1st PCC North	6-2	6-2	PCC
1940-41	Slats Gill	19	9	.679	10-1	6-8	3-0	9-7	2nd PCC North	7-1	2-6	
1941-42	Slats Gill	18	9	.667	6-2	10-7	2-0	11-5	1st PCC North	6-2	5-3	PCC
1942-43	Slats Gill	19	9	.679	13-2	6-7	0-0	8-8	4th PCC North	6-2	2-6	
1943-44	Slats Gill	8	16	.333	5-8	3-8	0-0	5-11	t-3rd PCC North	3-5	2-6	
1944-45	Slats Gill	20	8	.714	13-2	7-6	0-0	10-6	3rd PCC North	7-1	3-5	
1945-46	Slats Gill	13	11	.542	7-4	4-7	2-0	10-6	2nd PCC North	6-2	4-4	
1946-47	Slats Gill	28	5	.848	14-0	11-4	3-1	13-3	1st PCC	8-0	5-3	PCC, NCAA
1947-48	Slats Gill	21	13	.618	13-4	7-7	1-2	10-6	t-1st PCC North	7-1	3-5	PCC
1948-49	Slats Gill	24	12	.667	13-4	6-5	5-3	12-4	1st PCC	8-0	4-0	PCC, NCAA
1949-50*	Slats Gill	13	14	.481	8-6	5-8	0-0	8-8	t-2nd PCC North	6-2	2-6	
1950-51	Slats Gill	14	18	.438	7-6	4-12	3-0	6-10	t-4th PCC North	4-4	2-6	
1951-52	Slats Gill	9	19	.596	5-10	3-9	1-0	3-13	5th PCC North	2-6	1-7	
1952-53	Slats Gill	11	18	.379	6-9	3-9	2-0	6-10	4th PCC North	3-5	3-5	
1953-54	Slats Gill	19	10	.733	10-3	6-3	3-4	11-5	1st PCC North	6-2	5-3	PCC
1954-55	Slats Gill	22	8	.733	14-3	7-3	1-2	15-1	1st PCC	8-0	7-1	PCC, NCAA
1955-56	Slats Gill	8	18	.308	5-9	2-7	1-2	5-11	t-6th PCC	3-6	2-5	
1956-57	Slats Gill	11	15	.423	7-5	4-8	0-2	6-10	6th PCC	4-3	2-7	
1957-58	Slats Gill	20	6	.769	12-1	7-4	1-1	12-4	t-1st PCC	7-1	5-3	PCC
1958-59	Slats Gill	13	13	.500	9-6	4-7	0-0	7-9	6th PCC	3-5	4-4	
1959-60**	Gill/Valenti	15	11	.750	10-4	4-7	1-0	—	independent	—	—	
1960-61	Slats Gill	14	12	.538	8-4	3-8	3-0	—	independent	—	—	
1961-62	Slats Gill	24	5	.828	12-1	8-3	4-1	—	independent	—	—	NCAA
1962-63	Slats Gill	22	9	.710	9-3	6-3	7-3	—	independent	—	—	NCAA

# ANNUAL WIN-LOSS RECORD

YEAR	COACH	OVERALL						CONFERENCE				POSTSEASON
		W	L	PCT.	HOME	AWAY	NEUTRAL	RECORD	PLACE	HOME	AWAY	
1963-64	Slats Gill	25	4	.862	12-0	9-2	4-2	—	independent	—	—	NCAA
1964-65	Paul Valenti	16	10	.615	9-3	3-7	4-0	7-7	4th AAWU	5-2	2-5	
1965-66	Paul Valenti	21	7	.750	9-1	8-5	4-1	12-2	1st AAWU	6-1	6-1	NCAA
1966-67	Paul Valenti	14	14	.500	7-4	6-7	1-3	8-6	t-2nd AAWU	4-3	4-3	
1967-68	Paul Valenti	12	13	.480	7-4	2-7	3-2	5-9	t-5th AAWU	4-3	1-6	
1968-69	Paul Valenti	12	14	.462	7-4	4-8	1-2	5-9	t-5th Pac-8	3-4	2-5	
1969-70	Paul Valenti	10	16	.385	8-4	1-10	1-2	4-10	7th Pac-8	4-3	0-7	
1970-71	Ralph Miller	12	14	.462	7-5	1-9	4-0	4-10	6th Pac-8	3-4	1-6	
1971-72	Ralph Miller	18	10	.643	9-4	7-5	2-1	9-5	t-3rd Pac-8	4-3	5-2	
1972-73	Ralph Miller	15	11	.577	9-2	3-8	3-1	6-8	t-5th Pac-8	6-1	0-7	
1973-74	Ralph Miller	13	13	.500	7-4	2-8	4-1	6-8	5th Pac-8	4-3	2-5	
1974-75	Ralph Miller	19	12	.613	10-2	7-5	2-5	10-4	2nd Pac-8	5-2	5-2	NCAA
1975-76***	Ralph Miller	18	9	.667	8-2	6-5	4-2	10-4	t-2nd Pac-8	5-2	5-2	
1976-77	Ralph Miller	16	13	.552	6-5	7-6	3-2	8-6	t-3rd Pac-8	5-2	3-4	
1977-78	Ralph Miller	16	11	.593	10-2	4-6	2-3	9-5	2nd Pac-8	5-2	4-3	
1978-79	Ralph Miller	18	10	.643	11-2	5-7	2-1	11-7	3rd Pac-10	8-1	3-6	NIT
1979-80	Ralph Miller	26	4	.867	13-0	10-3	3-1	16-2	1st Pac-10	9-0	7-2	NCAA
1980-81	Ralph Miller	26	2	.929	11-1	12-0	3-1	17-1	1st Pac-10	8-1	9-0	NCAA
1981-82	Ralph Miller	25	5	.833	11-0	8-3	6-2	16-2	1st Pac-10	9-0	7-2	NCAA
1982-83	Ralph Miller	20	11	.645	11-4	6-6	3-1	12-6	t-3rd Pac-10	7-2	5-4	NIT
1983-84	Ralph Miller	22	7	.759	11-0	7-6	4-1	15-3	t-1st Pac-10	9-0	6-3	NCAA
1984-85	Ralph Miller	22	9	.710	9-4	10-5	3-0	12-6	t-3rd Pac-10	6-3	6-3	NCAA
1985-86	Ralph Miller	12	15	.444	5-7	5-7	2-1	8-10	t-5th Pac-10	3-6	5-4	
1986-87	Ralph Miller	19	11	.633	10-4	7-5	2-2	10-8	t-3rd Pac-10	6-3	4-5	Pac-10, NIT
1987-88	Ralph Miller	20	11	.645	9-3	6-6	5-2	12-6	t-2nd Pac-10	7-2	5-4	Pac-10, NCAA
1988-89	Ralph Miller	22	8	.733	10-2	8-4	4-2	13-5	t-3rd Pac-10	7-2	6-3	Pac-10, NCAA
1989-90	Jim Anderson	22	7	.759	11-1	8-5	3-1	15-3	t-1st Pac-10	9-0	6-3	Pac-10, NCAA
1990-91	Jim Anderson	14	14	.500	12-2	1-11	1-1	8-10	t-5th Pac-10	7-2	1-8	
1991-92	Jim Anderson	15	16	.484	9-5	3-10	3-1	7-11	7th Pac-10	5-4	2-7	
1992-93	Jim Anderson	13	14	.481	8-4	4-9	1-1	9-9	t-5th Pac-10	5-4	4-5	
1993-94	Jim Anderson	6	21	.222	4-9	0-10	2-2	2-16	10th Pac-10	2-7	0-9	
1994-95	Jim Anderson	9	18	.333	7-5	2-11	0-2	6-12	7th Pac-10	4-5	2-7	
1995-96	Eddie Payne	6	21	.222	4-8	2-10	0-3	4-14	9th Pac-10	3-6	1-8	
1996-97	Eddie Payne	7	20	.259	6-7	0-12	1-1	3-15	9th Pac-10	3-6	0-9	
1997-98	Eddie Payne	13	17	.453	7-8	4-8	2-1	3-15	t-9th Pac-10	1-8	2-7	
1998-99	Eddie Payne	13	14	.481	12-2	1-9	0-3	7-11	t-7th Pac-10	7-2	0-9	
1999-00	Eddie Payne	13	16	.448	9-6	2-9	2-1	5-13	t-8th Pac-10	3-6	2-7	
2000-01	Ritchie McKay	10	20	.333	7-7	1-10	2-3	4-14	t-9th Pac-10	3-6	1-8	
2001-02	Ritchie McKay	12	17	.413	8-7	4-8	0-2	4-14	9th Pac-10	2-7	2-7	
2002-03	Jay John	13	15	.464	7-7	6-7	0-1	6-12	t-6th Pac-10	3-6	3-6	Pac-10
2003-04	Jay John	12	16	.429	11-6	1-10	0-0	6-12	9th Pac-10	5-4	1-8	
2004-05	Jay John	17	15	.531	12-2	2-10	3-3	8-10	5th Pac-10	8-1	0-9	Pac-10, NIT
2005-06	Jay John	13	18	.419	7-6	2-10	4-2	5-13	t-8th Pac-10	3-6	2-7	Pac-10
2006-07	Jay John	11	21	.344	8-11	3-9	0-1	3-15	9th Pac-10	2-7	1-8	Pac-10
2007-08****	Jay John/Kevin Mouton	6	25	.194	3-12	2-11	1-2	0-18	10th Pac-10	0-9	0-9	Pac-10
2008-09	Craig Robinson	18	18	.500	13-7	5-10	0-1	7-11	8th Pac-10	4-5	3-6	Pac-10, CBI
2009-10	Craig Robinson	14	18	.438	9-7	4-9	1-2	8-10	t-5th Pac-10	5-4	3-6	Pac-10, CBI
<b>TOTALS</b>		<b>^1610</b>	<b>1198</b>	<b>.573</b>				<b>739-733</b>				

\* 1949-50 was the first season in Gill Coliseum.

\*\* In 1959-60, Slats Gill missed 12 games due to illness. OSU went 6-8 under Gill and 9-3 under Paul Valenti.

\*\*\* In 1975-76, the NCAA required OSU to forfeit 15 wins under a court injunction.

\*\*\*\* In 2007-08, Kevin Mouton replaced Jay John as interim coach after John compiled a 6-12 record.

^ OSU's overall record as recognized by the NCAA.

# YEAR-BY-YEAR RESULTS

**Note:** Numerals following opponent's name indicate the opponent's Associated Press ranking at the time of the game. OSU's score is listed first. Date, site and attendance are listed if available.

## 1901-02

### (1-2) Head Coach: J.B. Patterson

Willamette	A	L	11-63
Monmouth	H	L	10-11
Willamette		W	14-10

## 1902-03

### (5-1) Head Coach: J.W. Viggers

Pacific	W	25-5	
Willamette	H	W	13-10
Dallas College	L	15-21	
McMinnville College	H	W	30-4
1/24 Oregon	H	W	32-2
3/13 Oregon	A	W	24-22

## 1903-04

### (7-3) Head Coach: W.O. Trine

Portland YMCA	W	26-16	
Willamette	A	L	12-14
Dallas College	A	L	4-13
McMinnville College	W	20-10	
2/5 Oregon	A	W	25-22
Washington	H	W	22-19
2/26 Oregon	H	W	30-12
Portland YMCA	W	19-14	
Salem YMCA	W	44-10	
Dallas College	H	L	17-15

## 1904-05

### (5-3) Head Coach: W.O. Trine

Willamette	W	45-5	
Monmouth Normal	W	41-9	
Portland YMCA	A	L	29-27
Oregon City YMCA	A	W	20-14
Dallas College	L	16-25	
Willamette	H	W	22-3
Willamette	A	L	18-19
Dallas College	H	W	25-12

## 1905-06

### (10-0) Head Coach: W.O. Trine

Salem YMCA	W	33-7	
Monmouth Normal	W	23-16	
2/2 Oregon	A	W	17-15ot
Dallas College	A	W	18-17
Willamette	W	21-7	
2/23 Red Men, Minnesota	H	W	25-15
Oregon	H	W	32-6
Dallas College	H	W	17-11
Chicago Meteors	H	W	27-20
Ashland A.C.	A	W	63-21

## 1906-07

### (17-1) Head Coach: W.O. Trine

Monmouth All-Stars	W	43-15	
Albany College	H	W	74-0
Evergreen A.C.	A	W	58-15
Winlock A.C.	A	W	104-5
Centralia H.S.	A	W	82-28
Seattle YMCA	A	W	41-30
W.N.G., Snohomish	A	W	41-33
Pendleton H.S.	A	W	63-9
Weston Normal	A	W	53-27
Spokane A.C.	A	W	70-30
1/8 Washington State	A	W	30-14
Pacific	H	W	73-2
2/2 Oregon	A	W	44-18
Friendlies, Eugene	H	W	63-6
Friendlies, Eugene	W	55-16	
2/22 Oregon	H	W	41-7
Chicago Crescents	H	L	34-28
Chicago Crescents	H	W	38-32

## 1907-08

### (7-4) Head Coach: Roy Heater

Dallas College	A	L	11-43
Alaska Brotherhood	H	L	21-26
Salem YMCA	W	43-19	
1/11 Oregon	A	W	27-21
Willamette	W	52-13	

Willamette	W	28-13	
2/1 Oregon	H	W	31-14
Chemawa Indians	W	30-10	
Dallas College	H	L	10-32
Muscatine, Iowa	H	L	27-33
Muscatine, Iowa	H	W	34-28

## 1908-09

### NORTHWEST CONFERENCE CHAMPIONS

#### (10-1, 3-0) Head Coach: E.D. Angell

Portland YMCA	W	17-16	
Cook's Gym, Spokane	H	W	35-13
O.N.G., Eugene	W	40-15	
Ashland A.C.	H	W	36-13
Ashland A.C.	H	W	28-15
2/20 * Washington State	H	W	30-16
Los Angeles A.C.	H	W	28-18
* Whitman	A	W	16-15
2/27 * Washington State	A	W	16-14
Multnomah AAC	A	L	13-26
Multnomah AAC	H	W	18-11

\* NWC contest (1st place)

## 1909-10

#### (9-7, 6-6) Head Coach: E.D. Angell

OAC Alumni	H	L	13-37
Portland Medical College	W	28-17	
Philomath College	H	W	54-20
Willamette	W	38-27	
* Whitman	L	26-29	
* Whitman	W	25-19	
2/11 * Washington State	H	L	15-27
2/12 * Washington State	H	L	24-27
2/18 * Washington State	A	L	18-29
* Idaho	A	L	25-28
* Idaho	A	W	22-15
* Whitman	A	L	20-21
* Idaho	H	W	18-16ot
* Washington	H	W	26-14
3/9 * Oregon	A	W	21-20
3/12 * Oregon	H	W	44-20

\* NWC contest (3rd place)

## 1910-11

#### (3-5, 1-1) Head Coach: Clifford Reed

OAC Alumni	L	22-30	
Alco Club	W	41-10	
Portage, Wisconsin	H	L	14-44
Willamette	L	15-25	
Alco Club	A	W	24-10
2/16 * Washington	H	L	21-28
Willamette	L	18-22	
3/1 * Washington State	H	W	33-9

\* NWC contest (4th place)

## 1911-12

### NORTHWEST CONFERENCE CHAMPIONS

#### (16-3, 9-2) Head Coach: E.J. Stewart

Corvallis Town Team	H	W	26-16
Dallas College	H	W	58-12
Philomath College	H	W	37-2
Pacific	H	W	47-5
Willamette	H	W	45-9
Willamette	A	W	25-1
Mt. Angel	A	W	38-6
2/19 * Washington	A	L	11-13
2/20 * Washington	A	L	17-20
Gonzaga	A	L	11-13
* Idaho	A	W	30-11
2/23 * Washington State	A	W	19-14
2/24 * Washington State	A	W	12-4
* Idaho	H	W	26-14
* Idaho	H	W	20-1
3/2 * Washington State	H	W	29-12
3/6 * Washington State	H	W	15-5
3/12 * Washington	H	W	18-12
3/13 * Washington	H	W	9-8

\* NWC contest (1st place)

## 1912-13

#### (15-7, 9-7) Head Coach: E.J. Stewart

Silverton AC	W	26-18	
O.N.G., Corvallis	W	30-5	
O.N.G., Corvallis	W	15-13	
* Idaho	H	W	23-12
* Idaho	H	L	20-21

* Idaho	A	W	12-10
* Idaho	A	W	13-9
1/25 * Washington State	A	L	20-22
1/27 * Washington State	A	L	11-16
Multnomah AAC	W	21-12	
2/14 * Washington	A	L	15-28
2/15 * Washington	A	L	14-18
2/19 * Washington	H	W	18-14
* Washington	H	W	14-7
Multnomah AAC	W	21-12	
Willamette	W	16-14	
2/28 * Washington State	H	W	13-4
3/1 * Washington State	H	W	23-20
3/5 * Oregon	A	W	20-9
3/6 * Oregon	A	L	12-14ot
3/7 * Oregon	H	L	13-21
3/8 * Oregon	H	W	13-8

\* NWC contest (3rd place)

## 1913-14

#### (10-8, 5-7) Head Coach: E.J. Stewart

OAC Alumni	H	W	58-12
1/15 Washington State	H	W	24-12
1/17 Washington State	H	W	29-12
1/23 * Washington	A	L	24-34
1/24 * Washington	A	L	9-32
1/26 * Washington	A	L	10-29
Multnomah AAC	W	22-13	
Silverton AC	W	27-18	
Multnomah AAC	H	L	11-18
2/14 * Washington	H	L	18-22
2/19 * Washington	H	W	20-13
2/21 * Washington	H	L	15-32
2/24 * Oregon	A	W	15-7
2/25 * Oregon	H	W	14-13
2/27 * Oregon	A	L	18-21
3/5 * Oregon	H	W	24-13
3/6 * Oregon	H	W	17-10
3/7 * Oregon	A	L	11-13

\* NWC contest (4th place)

## 1914-15

#### (10-10, 3-9) Head Coach: E.J. Stewart

Chemawa Indians	W	26-9	
OAC Alumni	W	18-6	
O.N.G. Dallas	W	28-23	
Weonas, Portland	W	24-9	
Willamette	W	28-14	
1/22 * Washington	A	L	18-20
1/23 * Washington	A	L	19-25
* Idaho	A	L	15-18
1/30 * Washington State	A	L	21-23
Gonzaga	A	W	25-12
Walla Walla YMCA	A	L	20-28
Willamette	W	23-14	
* Idaho	H	L	19-20
2/22 * Washington	H	L	14-26
2/23 * Washington	H	L	16-26
2/26 * Oregon	H	L	20-21
2/27 * Oregon	A	L	10-14
3/1 * Washington State	H	W	32-21
3/5 * Oregon	A	W	23-18
3/6 * Oregon	H	W	17-12

\* NWC contest (6th place)

Note: First year of home games in men's gym.

## 1915-16

### PACIFIC COAST CONFERENCE CO-CHAMPIONS

#### (16-5, 5-3) Head Coach: E.J. Stewart

* California	H	W	26-17
* California	H	L	14-26
Whitman	A	L	8-13
1/18 Washington State	A	L	21-23
Idaho	A	W	19-17
Gonzaga	A	W	27-15
1/21 * Washington	A	L	21-24
1/22 * Washington	A	W	25-22
OAC Alumni	H	W	21-18
2/4 * Washington	H	W	26-21
2/5 * Washington	H	W	25-9
Whitman	H	W	23-19
Whitman	H	W	24-12
Idaho	H	W	35-14
Stanford	A	W	28-10
* California	A	L	22-27
* California	A	W	29-20ot
Medford H.S.	A	W	22-6

Ashland H.S.	A	W	46-13
2/25 Washington State	H	W	25-17
Willamette	A	W	17-13

\* PCC contest (1-1st place)

## 1916-17

#### (11-7, 7-6) Head Coach: Everett May

OAC Alumni	H	W	34-6
McMinnville Firemen	A	W	25-5
McMinnville College	W	28-15	
Pacific	A	L	25-34
1/16 * Oregon	A	W	41-8
1/17 * Oregon	A	W	24-7
1/19 * Oregon	H	W	25-14
1/20 * Oregon	H	W	29-10
Pacific	H	W	42-9
2/5 * Washington	H	L	20-27
2/6 * Washington	H	W	27-14
2/9 * Washington State	H	L	17-28
2/15 * Washington	A	L	3-11
2/16 * Washington	A	L	13-25
* California	A	L	24-28ot
* California	A	L	11-20
* Stanford	A	W	23-17
* Stanford	A	W	19-13

\* PCC contest (4th place)

## 1917-18

### PACIFIC COAST CONFERENCE

#### NORTH CHAMPIONS

#### (15-0, 10-0) Head Coach: Howard Ray

Mt. Angel College	A	W	26-3
Willamette	A	W	10-9
Pacific	W	25-14	
Chemawa Indians	W	34-16	
Pacific	W	38-26	
1/25 * Washington	A	W	19-8
1/26 * Washington	A	W	20-8
2/1 * Oregon	H	W	28-8
2/2 * Oregon	H	W	28-7
2/11 * Washington State	H	W	36-17
2/12 * Washington State	H	W	25-12
2/15 * Washington	H	W	41-9
2/16 * Washington	H	W	36-12
2/22 * Oregon	A	W	24-6
2/23 * Oregon	A	W	17-6

\* PCC contest (1st place North)

## 1918-19

#### (3-13, 3-9) Head Coach: H.W. Hargiss

1/30 * Washington State	H	L	17-36
1/31 * Washington State	H	L	9-41
Idaho	A	L	13-39
Idaho	A	L	11-51
Whitman	A	L	26-37
Walla Walla YMCA	A	L	14-41
2/7 * Washington State	A	L	20-31
2/8 * Washington State	A	W	36-31
2/10 * Washington	H	W	24-16
2/11 * Washington	H	W	18-17
2/14 * Oregon	H	L	17-27
2/15 * Oregon	H	L	16-36
2/21 * Washington	A	L	17-18
2/22 * Washington	A	L	16-28
2/28 * Oregon	A	L	17-34
3/1 * Oregon	A	L	23-28

\* PCC contest (4th place North)

## 1919-20

#### (7-12, 5-7) Head Coach: H.W. Hargiss

Multnomah AAC	L	21-27	
Whitman	W	26-24ot	
Willamette	A	L	25-26
Willamette	H	W	25-18
1/30 * Washington	A	L	20-22
1/31 * Washington	A	L	20-12
2/6 * Washington State	H	W	31-11

Idaho	A	L	21-30
* Stanford	H	L	27-41
* Stanford	H	L	15-34

\* PCC contest (t-4th place)  
 Note: Final two games vs. Oregon cancelled due to flu epidemic.

**1920-21**

**(6-17, 2-14) Head Coach: R.B. Rutherford**

Multnomah AAC	W	29-22
Willamette	L	26-27
Willamette	L	19-36
Chemawa Indians	W	31-17
Chemawa Indians	W	28-25
* Stanford	A	L 19-32
* Stanford	A	L 25-33
* California	A	L 16-33
* California	A	L 10-31
2/4 * Oregon	H	L 29-30
2/5 * Oregon	H	L 22-25
2/11 * Oregon	A	L 13-42
2/12 * Oregon	A	L 19-37
* California	H	L 19-24
* California	H	L 10-22
Idaho	H	W 24-23ot
Idaho	H	L 18-29
2/25 * Washington State	H	W 36-31
2/26 * Washington State	H	L 15-27
3/4 * Washington	A	L 24-29
3/5 * Washington	A	L 19-47
3/7 * Washington State	A	L 18-26
3/8 * Washington State	A	W 35-25

\* PCC contest (6th place)

**1921-22**

**(21-2, 10-2) Head Coach: R.B. Rutherford**

Arieta Club, Portland	A	W	54-5
McMinnville College	A	W	38-15
Independence A.L.	A	W	44-13
S. Parkway, Portland	A	W	46-14
Columbia A.C., Astoria	A	W	30-16
Whitman	W	36-18	
Whitman	H	W	50-8
1/17 * Washington	H	L	30-39
1/18 * Washington	H	L	31-32
* Stanford	H	W	37-24
* Stanford	H	W	25-14
2/3 * Oregon	A	W	39-19
2/4 * Oregon	A	W	35-18
* Oregon	H	W	41-19
2/10 * Oregon	H	W	34-21
Willamette	A	W	50-16
Willamette	W	43-13	
Nevada	W	44-15	
Nevada	W	27-15	
2/24 * Washington	A	W	26-21
2/25 * Washington	A	W	31-27ot
2/27 * Washington State	A	W	32-19
2/28 * Washington State	A	W	29-20

\* PCC contest (2nd place)

**1922-23**

**(19-7, 4-4) Head Coach: Bob Hager**

Sacramento A.L.	A	W	28-18
Grass Valley Golds	A	W	28-16
Amblers A.C., Stockton	A	W	41-11
St. Ignatius College	A	L	15-17ot
Oakland YMCA	A	W	76-21
Nevada	A	W	26-11
Nevada	A	W	15-6
Livermore Cowboys	A	W	16-13
Athens Club, Oakland	A	L	20-27
Woodland	A	W	21-19
Marysville A.L.	A	W	28-18
Willamette	H	W	38-19
Whitman	H	W	28-17
* Idaho	H	L	22-23
1/27 * Washington	H	W	35-28
Willamette	H	W	39-13
2/2 * Oregon	H	W	42-33
2/3 Oregon	H	W	39-15
2/6 * Washington State	H	W	24-15
2/9 * Oregon	A	L	24-31
2/10 Oregon	A	L	29-38
2/17 * Washington	A	W	28-25
2/19 * Washington State	A	L	16-19
* Idaho	A	L	21-36
Whitman	W	24-22	
Multnomah AAC	W	37-29	

\* PCC contest (t-3rd place North)

**1923-24**

**(20-5, 6-2) Head Coach: Bob Hager**

Oakland K. of C.	A	W	24-18
YMI	A	W	22-21
St. Ignatius College	A	L	19-21
Livermore Cowboys	A	L	19-34
Long Beach YMCA	A	W	24-16
Orange AC	A	W	24-18
Alhambra AC	A	W	32-18
Fresno State	A	W	39-25
Amblers AC, Stockton	A	W	32-18
Pacific	H	W	55-11
Whitman	A	W	34-21
* Idaho	A	W	23-22ot
1/21 * Washington State	A	W	24-19
Gonzaga	A	W	27-18
1/25 * Washington	A	L	20-27
Multnomah AAC	A	W	27-20
2/2 * Washington	H	W	33-26
2/8 * Oregon	A	L	20-25
2/9 Oregon	A	L	20-27
Gonzaga	H	W	19-11
Whitman	H	W	41-16
* Idaho	H	W	20-16
2/25 * Washington State	H	W	28-20
2/29 * Oregon	H	W	22-17
3/1 Oregon	H	W	28-22

\* PCC contest (2nd place North)

**1924-25**

**PACIFIC COAST CONFERENCE NORTH CHAMPIONS**

**(29-8, 7-2) Head Coach: Bob Hager**

Linfield	H	W	28-0
Independence A.L.	W	(NA)	
Amblers AC, Stockton	A	L	16-39
YMI	A	L	21-22
Ellery Arms Co., S.F.	A	W	33-25
St. Ignatius College	A	W	33-9
Hollywood AG	A	L	22-35
UCLA	A	W	21-15
Whittier	A	W	20-12
Fresno State	A	W	19-12
Grass Valley Golds	A	W	30-22
Independence A.L.	W	45-8	
Pacific	W	32-16	
1/17 * Washington	A	L	17-32
Gonzaga	A	W	22-21
1/20 * Washington State	A	W	18-14
* Idaho	A	W	19-18
Whitman	A	W	12-11
Multnomah AAC	A	W	(NA)
Whitman	H	W	40-18
* Montana	H	W	24-22
1/30 * Washington	H	W	27-16
Willamette	H	W	45-19
2/7 * Oregon	H	L	19-22
2/10 * Washington State	H	W	30-17
2/11 * Idaho	H	W	24-15
2/14 Gonzaga	H	W	26-13
2/20 * Oregon	A	W	34-30
Multnomah AAC	W	38-24	
Willamette	W	39-18	
2/28 USC	H	W	30-22
3/5 # Oregon	A	W	15-12
3/7 # Oregon	H	L	21-23
3/9 # ^ Oregon	N	W	27-26
% California	H	W	32-25
% California	H	L	17-32
% California	H	L	19-33

\* PCC contest (t-1st place North)

# PCC Northern Division Playoffs

^ at Salem

% PCC Playoffs (Corvallis)

**1925-26**

**(18-6, 6-4) Head Coach: Bob Hager**

Albany College	H	W	82-16
Auburn Cubs	A	W	33-30
Amblers AC, Stockton	A	W	28-17
YMI	A	L	17-29
Oakland K. of C.	A	W	30-20
Pacific Coast Club	A	W	35-27
Hollywood AC	A	W	27-23
UCLA	A	L	22-32
Whittier	A	W	35-15
Fresno State	A	W	28-22
Gonzaga	H	W	32-22
* Montana	H	W	31-19
Multnomah AAC	A	W	35-23

Whitman	H	W	27-21
1/29 * Washington	H	W	28-21
* Idaho	H	W	31-24
2/9 * Washington State	H	W	31-24
2/13 * Oregon	H	L	17-32
2/16 * Washington	A	L	21-29
2/19 * Oregon	A	L	15-25
Whitman	A	W	30-29
* Idaho	A	L	14-23
2/25 * Washington State	A	W	31-20
* Montana	A	W	38-15

\* PCC contest (2nd place North)

**1926-27**

**(14-11, 4-6) Head Coach: Bob Hager**

Portland Checkerboards	W	30-15	
Ashland Normal	A	L	32-33
Auburn Cubs	A	L	27-28
Amblers AC Stockton	A	W	31-22
YMI	A	L	29-30
Olympic Club	A	W	29-19
Pacific Coast Club	A	W	24-13
Hollywood AC	A	W	27-20
UCLA	A	L	22-32
Pasadena A & CC	A	L	35-36
Willamette	W	35-16	
Multnomah AAC	W	24-18	
Gonzaga	W	36-24	
* Idaho	H	L	28-29
City of Portland	H	W	55-14
Salem Black Cats	W	29-28	
* Montana	H	W	48-35
2/7 * Washington State	H	W	30-19
2/11 * Oregon	H	L	12-28
* Idaho	A	L	17-24
2/15 * Washington State	A	W	22-21
* Montana	A	L	25-38
2/20 * Washington	A	L	27-41
2/22 * Oregon	A	L	25-34
2/25 * Washington	H	W	31-27

\* PCC contest (4th place North)

**1927-28**

**(15-16, 4-6) Head Coach: Bob Hager**

Portland Checkerboards	W	55-21	
U.S. Nat. Bank Portland	H	W	58-15
Dallas Town Team	H	W	99-4
Linfield	H	W	47-8
Corvallis Town Team	H	W	106-19
BYU	A	W	37-22
Pratt Brook Store, Den.	A	W	27-26
Creighton	A	L	28-34
Creighton	A	L	16-17
Cook Paint Co., St. L.	A	L	21-55
St. Louis University	A	L	23-24
Lombard	A	W	25-14
Loyola of Chicago	A	L	19-29
Wisconsin	A	L	21-36
Chicago	A	L	23-26
Marquette	A	L	15-16
Montana State	A	L	36-55
Gonzaga	W	44-25	
Whitman	W	34-27	
* Idaho	H	W	31-28
1/23 * Washington State	H	W	32-14
1/27 * Washington	H	L	22-23
2/4 * Oregon	A	W	25-24
* Montana	H	W	31-12
2/11 * Oregon	H	L	23-28
2/18 * Washington	A	L	26-29
* Montana	A	L	43-44
* Idaho	A	L	20-22
2/24 * Washington State	A	L	21-28
Whitman	A	L	29-39
Linfield	W	43-16	

\* PCC contest (t-3rd place North)

**1928-29**

**(12-8, 4-6) Head Coach: Slats Gill**

Multnomah AAC	W	47-20	
Portland Checkerboards	W	39-24	
Puget Sound	A	W	45-27
Tacoma Sciots	A	L	34-36ot
Willamette	A	W	39-31
Willamette	L	21-24	
Multnomah AAC	W	38-18	
Gonzaga	W	36-20	
Willamette	W	46-22	
1/19 * Washington State	A	L	18-30
* Idaho	A	W	23-22

Gonzaga	A	W	32-30
* Montana	A	W	29-25
1/25 * Washington	A	L	24-35
2/1 * Oregon	H	L	21-30
* Montana	H	W	28-26
2/9 * Oregon	A	L	26-35
2/15 * Washington State	H	L	26-35
* Idaho	H	W	44-39
2/23 * Washington	H	L	28-37

\* PCC contest (4th place North)

**1929-30**

**(14-13, 7-9) Head Coach: Slats Gill**

Multnomah AAC	W	25-18	
Olympic Club	A	L	24-33
YMI	A	L	24-33
Santa Clara	A	W	36-30
Stanford	A	W	29-24
St. Mary's	A	L	21-29
St. Mary's	A	W	33-20
Pacific (Calif.)	A	L	24-26
Chico State	A	W	42-24
Willamette	W	34-25	
Willamette	W	39-36	
* Idaho	H	L	23-41
* Idaho	H	W	40-27
1/13 * Washington State	H	L	27-40
1/14 * Washington State	H	L	27-28
1/17 * Washington	A	W	34-24
1/18 * Washington	A	L	24-36
1/27 * Washington	H	W	34-32
1/28 * Washington	H	W	19-17
2/1 * Oregon	A	L	29-37
2/7 * Oregon	H	L	27-34
* Oregon	A	W	29-28
* Idaho	A	W	37-28
* Idaho	A	L	30-41
2/17 * Washington State	A	L	25-28
2/18 * Washington State	A	W	29-27
2/22 * Oregon	H	L	33-34

\* PCC contest (4th place North)

**1930-31**

**(19-9, 9-7) Head Coach: Slats Gill**

Multnomah AAC	W	43-31	
Multnomah AAC	W	50-28	
Chico State	A	W	47-29
YMI	A	W	37-35
California	A	W	26-25
Olympic Club	A	W	31-24
Rossi Florists	A	W	37-21
San Francisco	A	L	18-28
Athens Club	A	L	31-32
Gonzaga	H	W	43-30
Willamette	H	W	35-24
1/9 * Washington State	A	W	29-23
1/10 * Washington State	A	L	24-30
* Idaho	A	W	52-30
* Idaho	A	W	41-34
Gonzaga	W	47-24	
1/19 * Washington State	H	W	21-20
1/20 * Washington State	H	L	30-44
1/26 * Washington	H	L	23-31
1/27 * Washington	H	W	37-23
1/31 * Oregon	H	W	40-26
2/6 * Washington	A	L	30-39
2/7 * Washington	A	L	26-28
* Idaho	H	W	37-24
* Idaho	H	W	47-40
2/21 * Oregon	A	L	32-39
2/27 * Oregon	H	L	22-29
2/28 * Oregon	A	W	36-27

\* PCC contest (3rd place North)

**1931-32**

**(12-12, 8-8) Head Coach: Slats Gill**

2/5	* Washington State	A	L	22-31
2/6	* Washington State	A	L	22-33
	* Idaho	A	W	24-23
	* Idaho	A	W	31-26
	Gonzaga	L		24-27
2/15	* Washington State	H	L	24-28
2/16	* Washington State	H	L	26-28
2/20	* Oregon	H	L	25-28
2/26	* Oregon	A	W	37-31
2/27	* Oregon	H	W	26-20

**1932-33**  
**PACIFIC COAST CONFERENCE CHAMPIONS**  
**(21-6, 12-4) Head Coach: Slats Gill**

	Oregon Normal	W		36-24
	Willamette	W		38-23
	Multnomah AAC	W		48-29
	Union Oil	W		36-29
	Union Oil	W		36-18
	Union Oil	W		47-29
	Delleffe's, Eugene	H	W	61-20
1/6	* Washington State	A	W	25-22
1/7	* Washington State	A	L	20-27
	* Idaho	A	W	32-31ot
	* Idaho	A	W	29-25
1/16	* Washington State	H	W	26-14
1/17	* Washington State	H	L	31-34ot
1/23	* Washington	H	W	42-34
1/24	* Washington	H	L	24-30
2/3	* Washington	A	W	33-29
2/4	* Washington	A	W	32-26
2/7	* Oregon	H	W	31-21
	* Idaho	H	W	46-26
	* Idaho	H	L	26-30
2/18	* Oregon	A	W	29-18
	Multnomah AAC	L		28-36
3/3	* Oregon	H	W	32-27ot
3/4	* Oregon	A	W	34-24
3/10	# USC	H	W	35-33
3/11	# USC	H	L	28-39
3/13	# USC	H	W	24-19

**1933-34**  
**(14-10, 7-9) Head Coach: Slats Gill**

	Multnomah AAC	W		44-22
	Union Oil	L		27-31
	Union Oil	W		28-22
	Multnomah AAC	W		25-24
	Union Oil	W		26-23
	Willamette	W		41-24
	Southern Oregon	H	W	71-29
	Southern Oregon	W		40-30
1/5	* Washington State	H	W	28-16
1/6	* Washington State	H	L	24-26
1/13	* Oregon	A	L	26-30
1/19	* Oregon	H	W	16-9
	* Idaho	A	L	25-31
	* Idaho	A	W	32-23
1/26	* Washington State	A	W	26-23
1/27	* Washington State	A	L	15-24
2/2	* Washington	H	W	25-21
2/3	* Washington	H	W	28-18
	* Idaho	H	W	40-14
	* Idaho	H	L	22-34
2/16	* Washington	A	L	21-24
2/17	* Washington	A	L	26-35
3/2	* Oregon	A	L	25-33
3/3	* Oregon	H	L	21-24

**1934-35**  
**PACIFIC COAST CONFERENCE**  
**NORTH CHAMPIONS**

**(19-9, 12-4) Head Coach: Slats Gill**

	Multnomah AAC	W		44-38
	Union Oil	L		30-38
	Willamette	W		34-23
	Union Oil	L		31-32
	Astoria All-Stars	A	W	60-16
	Multnomah AAC	L		20-28
	Union Oil	W		29-20
	Pacific University	H	W	53-11
	Willamette	W		25-18
1/7	* Washington State	H	W	25-19
1/8	* Washington State	H	W	38-28
1/12	* Oregon	H	W	47-18
1/18	* Washington	A	L	25-30

1/19	* Washington	A	L	25-30
1/25	* Washington	H	W	31-26
1/26	* Washington	H	W	28-17
2/2	* Oregon	A	W	33-31
	* Idaho	H	W	25-18
	* Idaho	H	W	34-18
	* Oregon	H	W	34-27
2/16	* Washington State	A	L	27-30
2/23	* Washington State	A	W	36-22
	* Idaho	A	W	26-24
	* Idaho	A	W	35-27
3/2	* Oregon	A	L	28-29
3/8	# USC	H	W	38-35
3/9	# USC	H	L	31-36
3/11	# USC	H	L	31-32

\* PCC contest (1st place North)  
# PCC Playoffs (Corvallis)

**1935-36**  
**(16-9, 10-6) Head Coach: Slats Gill**

	Union Oil	W		35-32
	Willamette	W		30-29
	Multnomah AAC	W		39-19
	Union Oil	L		24-27
	Union Oil	W		36-25
1/2	USC	A	W	45-40ot
1/3	USC	A	L	36-50
	* Idaho	H	W	31-24
	* Idaho	H	W	45-19
1/17	* Oregon	A	L	27-29
1/21	* Washington State	A	W	27-26
1/22	* Washington State	A	L	31-32
	* Idaho	A	W	22-21
	* Idaho	A	W	33-22
2/3	* Washington	H	L	33-51
2/4	* Washington	H	L	31-35
2/8	* Oregon	H	W	49-23
2/14	* Washington State	H	W	33-26
2/15	* Washington State	H	W	41-26
2/22	* Oregon	A	W	28-26
2/28	* Oregon	H	W	35-29
3/6	* Washington	A	L	30-39
3/7	* Washington	A	L	19-25
	* Stanford	N	W	33-23
3/26	# Washington	A	L	29-35

\* PCC contest (2nd place North)  
# Olympic Trials Regional (Seattle)

**1936-37**  
**(11-15, 5-11) Head Coach: Slats Gill**

	Oregon Normal	W		44-24
	Wagner's All-Stars	W		43-38
	UCLA	H	L	38-40
	Union Oil	W		31-27
	Multnomah AAC	W		37-26
	Southern Oregon	W		27-25
	Union Oil	L		24-31
	Union Oil	W		26-21
	Union Oil	L		29-35
	Willamette	L		28-31
1/11	* Washington State	H	L	20-23
1/12	* Washington State	H	L	32-37
1/15	* Oregon	H	L	34-35
1/22	* Washington	A	L	31-37
1/23	* Washington	A	L	28-38
1/29	* Washington	H	W	28-27
1/30	* Washington	H	W	40-22
2/6	* Oregon	A	L	31-44
	* Idaho	H	W	42-17
	* Idaho	H	L	23-30
2/20	* Oregon	H	L	26-33
2/26	* Oregon	A	L	31-35
	* Idaho	A	W	34-30
	* Idaho	A	W	28-23
3/5	* Washington State	A	L	17-22
3/6	* Washington State	A	L	23-42

\* PCC contest (4th place North)

**1937-38**  
**(17-16, 6-14) Head Coach: Slats Gill**

	Multnomah AAC	W		32-28
	Portland	H	W	39-18
	UCLA	H	W	39-25
	Union Oil	W		38-34ot
	Multnomah AAC	W		32-28
	California	H	L	34-46
	Eastern Oregon	W		37-27
	Whitman	W		38-36
	Whitman	W		39-27
	Astoria All-Stars	W		35-32

	Portland	W		34-28
	Multnomah AAC	L		35-37
	Multnomah AAC	W		47-42
1/4	* Washington State	H	L	31-41
1/5	* Washington State	H	L	21-25
1/14	* Oregon	A	L	32-38
1/15	* Oregon	H	W	36-32
	* Montana	H	W	46-36
	* Montana	H	W	43-13
1/25	* Washington State	A	L	29-41ot
1/26	* Washington State	A	L	25-26ot
	* Idaho	A	L	24-49
	* Idaho	A	L	26-29
2/4	* Washington	H	W	43-28
2/5	* Washington	H	L	25-27
	* Montana	A	W	57-47ot
	* Montana	A	W	37-28
2/14	* Washington	A	L	29-37
2/15	* Washington	A	L	30-40
	* Idaho	H	L	32-34
	* Idaho	H	L	22-29
2/26	* Oregon	A	L	22-40
3/5	* Oregon	H	L	33-38

\* PCC contest (5th place North)

**1938-39**  
**(13-11, 6-10) Head Coach: Slats Gill**

	Portland	W		48-28
	Packards	W		41-28
	Multnomah AAC	A	W	66-44
	Signal Oil	L		36-37
	Multnomah AAC	W		47-29
	Signal Oil	W		49-28
	Signal Oil	W		44-29
	Packards	W		53-22
1/3	* Washington State	H	L	19-30
1/4	* Washington State	H	L	25-38
1/13	* Oregon	H	L	26-31
1/20	* Washington	A	L	21-34
1/21	* Washington	A	L	20-30
1/27	* Oregon	A	L	39-46
2/3	* Washington	H	L	35-41
2/4	* Washington	H	W	48-41
	* Idaho	H	W	42-29
	* Idaho	H	W	35-30
2/18	* Oregon	H	W	50-31
2/24	* Oregon	A	L	37-48
	* Idaho	A	W	48-41
	* Idaho	A	W	32-30
3/3	* Washington State	A	L	41-47
3/4	* Washington State	A	L	35-42

**1939-40**  
**PACIFIC COAST CONFERENCE**  
**NORTH CHAMPIONS**

**(27-11, 12-4) Head Coach: Slats Gill**

12/6	Willamette	A	W	38-20
12/9	Willamette	H	W	52-30
	Multnomah AAC	A	W	59-34
	@ Signal Oil	N	W	50-31
12/15	Utah State	A	W	39-38
12/16	Utah State	A	W	41-39
	Utah	A	L	37-53
	Utah	A	L	20-39
	BYU	A	W	57-30
	BYU	A	L	42-47
	Idaho South Branch	A	L	31-38
	% Michigan State	N	W	38-33
	% Michigan State	N	L	26-36
	* Idaho	H	W	48-36
	* Idaho	H	W	42-38
1/12	* Oregon	A	W	35-31
1/16	* Washington State	A	L	40-47
1/17	* Washington State	A	W	33-31
	* Idaho	A	W	40-28
	* Idaho	A	W	20-18
1/29	* Washington	H	W	45-26
1/30	* Washington	H	W	49-32
2/4	* Oregon	H	W	28-27
2/9	* Washington State	H	L	37-46
2/10	* Washington State	H	W	44-40
2/17	* Oregon	A	W	33-27
2/23	* Oregon	H	L	38-41
3/1	* Washington	A	W	46-31
3/2	* Washington	A	L	35-41
3/8	# USC	A	L	41-54
3/9	# USC	A	L	25-62
	\$ Coca Cola	N	W	41-35
	\$ Cromwell's	N	W	43-20

\$ Charlie Chan's	N	W	53-33
Hawaii	A	W	49-39
\$ South Seas	N	W	56-38
\$ EWA Plantation	N	W	83-25
\$ All-Stars	N	W	38-25

\* PCC contest (1st place North)  
@ at The Dalles  
% at Astoria  
# PCC Playoffs (Los Angeles)  
\$ at Hawaii

**1940-41**  
**(19-9, 9-7) Head Coach: Slats Gill**

	Idaho South Branch	A	W	41-29
	Utah State	A	W	43-26
	Utah State	A	L	39-34
	Colorado	A	L	29-38
	Colorado	A	L	41-42
	@ Colorado State	N	W	33-31
	@ Colorado College	N	W	42-36ot
	Denver	A	W	27-20
	# Willamette	N	W	47-43
	Nebraska	H	W	61-38
	Utah	H	W	42-37
	Utah	H	W	42-36
1/7	* Washington State	H	W	45-39
1/8	* Washington State	H	W	44-42
1/17	* Oregon	H	L	31-41
1/24	* Washington	A	L	34-40
1/25	* Washington	A	L	33-34
1/31	* Washington	H	W	36-23
2/1	* Washington	H	W	34-28
2/8	* Oregon	A	L	35-36ot
	* Idaho	H	W	43-19
	* Idaho	H	W	41-35
2/22	* Oregon	H	W	24-23
2/27	* Oregon	A	L	36-37
	* Idaho	A	L	35-42
	* Idaho	A	W	41-32
3/7	* Washington State	A	L	37-42
3/8	* Washington State	A	W	50-45

\* PCC contest (2nd place North)  
@ at Denver, Colo.  
# at Baker, Wash.

**1941-42**  
**PACIFIC COAST CONFERENCE**  
**NORTH CHAMPIONS**

**(18-9, 11-5) Head Coach: Slats Gill**

12/11	Willamette	A	W	44-34
12/20	Multnomah AAC	A	W	47-31
12/22	@ Utah State	N	W	46-30
12/27	St. Bonaventure	A	W	38-33
12/29	Manhattan	A	W	47-34
1/1	Butler	A	L	29-35
1/2	% Texas A&M	N	W	36-30
1/3	Bradley	A	L	46-47
1/12	* Washington State	H	W	52-47ot
1/13	* Washington State	H	L	45-53
1/19	* Washington	H	W	45-35
1/20	* Washington	H	L	38-43
1/24	* Oregon	A	L	

Washington-St. Louis	A	W	40-32
Camp Adair	H	W	55-24
Vancouver Ramblers	H	W	54-47
Vancouver Ramblers	H	W	53-39
Willamette	H	W	46-28
1/19 * Washington	H	W	42-39
1/20 * Washington	H	L	39-44
* Idaho	A	W	52-49
* Idaho	A	L	44-56
* Washington State	A	L	35-44
2/2 * Washington State	A	L	52-55
* Idaho	H	W	48-32
* Idaho	H	W	57-51
* Oregon	H	W	46-36
2/13 * Oregon	A	L	35-50
2/19 * Oregon	H	L	38-42
2/20 * Oregon	A	W	41-31
2/23 * Washington State	H	W	51-35
2/24 * Washington State	H	W	43-34
3/5 * Washington	A	L	33-53
3/6 * Washington	A	L	35-44

\* PCC contest (4th place North)

**1943-44**

**(8-16, 5-11) Head Coach: Slats Gill**

12/10 Willamette	H	W	28-23
12/11 Albina Shipyards	H	L	39-47
12/12 Tillamook N.S.	H	W	39-30
12/16 Tillamook N.S.	A	W	38-36
12/20 Pacific Packards	H	L	43-49ot
12/21 Pacific Packards	H	L	31-33
12/31 Willamette	A	L	27-35
1/3 Albina Shipyards	A	L	29-45
1/7 * Idaho	A	W	39-34
1/8 * Idaho	A	W	38-34
1/10 * Washington State	A	L	41-45
1/11 * Washington State	A	L	35-49
1/15 * Oregon	A	L	33-52
1/24 * Washington	H	L	33-38
1/25 * Washington	H	L	36-42
1/29 * Oregon	H	L	38-43ot
2/4 * Washington	A	L	30-54
2/5 * Washington	A	L	29-56
2/11 * Idaho	H	W	34-29
2/12 * Idaho	H	W	52-48ot
2/18 * Oregon	A	L	38-46
2/19 * Oregon	H	L	39-42
2/25 * Washington State	H	L	45-52
2/26 * Washington State	H	W	55-44

\* PCC contest (1-3rd place North)

**1944-45**

**(20-8, 10-6) Head Coach: Slats Gill**

11/24 Willamette	H	W	43-30
11/25 Willamette	A	W	36-30
11/28 Oregon Med. School	H	W	35-31
11/30 Astoria N.A.S.	H	W	44-38
12/2 Seattle Coast Guard	H	W	43-34
12/5 Tillamook N.A.S.	H	W	49-31
12/8 Willamette	H	W	48-31
12/9 Willamette	A	W	33-27
Fee's Music Makers	H	L	26-43
Tillamook N.A.S.	A	W	47-27
12/29 Fee's Music Makers	A	W	40-25
12/30 Oregon Med. School	A	L	31-44
1/5 * Washington	A	L	45-48
1/6 * Washington	A	L	22-42
1/13 * Oregon	H	L	44-51
1/16 * Washington State	H	W	54-32
1/17 * Washington State	H	W	48-36
1/23 * Washington	H	W	57-43
1/24 * Washington	H	W	63-43
1/30 * Washington State	A	L	31-46
1/31 * Washington State	A	W	45-42ot2
* Idaho	A	W	43-35
* Idaho	A	L	31-32
* Oregon	A	W	55-51
2/17 * Oregon	H	W	45-43
* Idaho	H	W	50-28
* Idaho	H	W	44-33
3/3 * Oregon	A	L	38-47

\* PCC contest (3rd place North)

**1945-46**

**(13-11, 10-6) Head Coach: Slats Gill**

12/7 @ Seattle Coast Guard	N	W	39-37ot2
12/8 @ Seattle Coast Guard	N	W	49-31
12/11 NW Insulators	H	L	35-38
12/15 Fee's Rollerdomo	H	W	51-50
12/18 Fee's Rollerdomo	H	L	46-60

12/21 DePaul	A	L	40-59	9,629
12/25 City College NY	A	L	27-43	18,000
12/28 Nebraska	A	L	40-48	
1/4 * Idaho	H	W	49-40	
1/5 * Idaho	H	W	49-45	
1/12 * Oregon	A	W	50-47	
1/18 * Oregon	H	L	48-53ot	
1/19 * Oregon	A	W	59-45	
1/25 * Idaho	A	L	37-42	
1/26 * Idaho	A	L	38-43	
1/28 * Washington State	A	W	50-48	
1/29 * Washington State	A	L	34-49	
2/4 * Washington	H	W	53-37	
2/5 * Washington	H	W	58-48	
2/15 * Washington State	H	W	63-43	
2/16 * Washington State	H	W	54-33	
2/22 * Washington	A	L	41-47	
2/23 * Washington	A	W	55-36	
3/2 * Oregon	H	L	41-42ot	

\* PCC contest (2nd place North)  
@ at Astoria

**1946-47**

**PACIFIC COAST CONFERENCE CHAMPIONS  
NCAA TOURNAMENT**

**(28-5, 13-3) Head Coach: Slats Gill**

12/3 Preferred Stocks	H	W	75-31
12/6 @ Bruno Studio	N	W	65-30
12/7 @ Bruno Studio	N	W	84-31
12/10 Willamette	H	W	66-29
12/14 Willamette	A	W	71-35
12/18 Bruno Studio	H	W	68-31
12/20 Portland All-Stars	A	W	46-17
12/21 Portland All-Stars	A	W	80-30
12/22 Fee's Rollerdomo	A	W	89-37
12/23 Portland	A	W	58-38
12/26 Long Island	A	L	50-56
12/28 Canisius	A	W	48-40ot
1/2 Portland	H	W	70-30
1/6 * Washington State	H	W	52-28
1/7 * Washington State	H	W	53-30
1/11 * Oregon	H	W	73-69ot
1/17 * Oregon	A	W	58-45
1/24 * Washington	A	W	59-37
1/25 * Washington	A	L	44-60
1/31 * Washington	H	W	56-52ot
2/1 * Washington	H	W	84-63
2/8 * Oregon	H	W	71-57
2/11 * Idaho	H	W	77-40
2/12 * Idaho	H	W	71-37
2/21 * Idaho	A	L	46-67
2/22 * Idaho	A	W	69-35
2/24 * Washington State	A	W	51-30
2/25 * Washington State	A	L	37-49
3/1 * Oregon	A	W	67-59
3/7 % UCLA	H	W	69-52
3/8 % UCLA	H	W	63-46
3/21 # Oklahoma	N	L	54-56
3/22 # Wyoming	N	W	63-46

\* PCC contest (1st place North)  
@ at Vancouver, Wash.  
% PCC Playoffs (Corvallis)  
# NCAA West Regional (Kansas City, Mo.)

**1947-48**

**(21-13, 10-6) Head Coach: Slats Gill**

11/28 Portland	A	W	56-45	
11/29 Fee's Rollerdomo	N	W	43-38	
12/1 Linfield	H	W	56-38	
12/2 Willamette	H	W	47-41	
12/6 Canisius	A	W	50-48	
12/9 City College NY	A	L	51-58	17,000
12/13 Linfield	A	W	56-32	
12/19 Oakland Bitters	H	W	73-63	
12/20 Oakland Bitters	H	W	56-52	
12/22 Sacramento Senators	H	L	60-77	
12/23 Sacramento Senators	H	L	51-59	
12/26 @ Stanford	N	L	48-53ot	
12/27 San Francisco	A	L	42-44	
12/29 California	H	L	55-60	
12/30 California	H	W	63-47	
1/2 Portland	A	W	48-44	
1/3 Portland	H	W	64-54	
1/9 * Washington State	A	W	49-33	
1/10 * Washington State	A	W	43-38	
1/12 * Idaho	A	L	43-47	
1/13 * Idaho	A	W	59-39	
1/17 * Oregon	H	L	41-42	
1/30 * Washington	H	W	71-63	
1/31 * Washington	H	W	74-55	

2/6 * Washington	A	L	26-52
2/7 * Washington	A	L	23-27
2/16 * Idaho	H	W	52-45
2/17 * Idaho	H	W	58-44
2/20 * Oregon	A	L	54-58
2/21 * Oregon	H	W	50-45
2/27 * Washington State	H	W	65-49
2/28 * Washington State	H	W	58-52
3/6 * Oregon	A	L	44-62
3/9 # Washington	N	L	42-59

\* PCC contest (1-1st place North)  
@ at San Francisco  
# PCC Northern Division Playoffs (Eugene)

**1948-49**

**PACIFIC COAST CONFERENCE CHAMPIONS  
NCAA TOURNAMENT**

**(24-12, 12-4) Head Coach: Slats Gill**

12/1 Portland	A	W	43-33
12/3 @ Utah State	N	W	52-38
12/4 Utah	A	L	42-53
12/10 Willamette	H	W	63-40
12/11 Portland	H	W	70-53
12/14 Willamette	A	W	43-41
12/17 Oakland Bitters	H	L	41-45
12/18 Oakland Bitters	H	L	40-52
12/20 Wyoming	H	W	55-50
12/21 Wyoming	H	L	52-53ot
12/27 ^ USC	N	L	40-60
12/28 ^ Washington	N	W	64-62
12/30 ^ UCLA	N	W	62-58
1/3 \$ Portland	A	W	61-45
1/7 * Washington	A	W	52-50
1/8 * Washington	A	L	43-54
1/17 * Idaho	H	W	42-31
1/18 * Idaho	H	W	69-53
1/28 * Washington	H	W	54-44
1/29 * Washington	H	W	49-45
2/4 * Idaho	A	L	39-51
2/5 * Idaho	A	W	47-35
2/7 * Washington St. (#17)	A	L	41-47
2/8 * Washington St. (#17)	A	W	42-34
2/18 * Washington State	H	W	52-47
2/19 * Washington State	H	W	51-42
2/25 * Oregon	A	L	54-61
2/26 * Oregon	H	W	42-38
3/4 * Oregon	A	W	79-72ot2
3/5 * Oregon	H	W	47-45
3/11 # UCLA (#15)	H	W	53-41
3/12 # UCLA (#15)	H	L	39-47
3/14 # UCLA (#15)	H	W	41-35
3/18 \$ Arkansas	N	W	56-38
3/19 \$ Oklahoma A&M (#2)	N	L	30-55
3/25 % Illinois (#4)	N	L	53-57

\* PCC contest (1st place North)  
@ at Salt Lake City  
^ at San Francisco  
\$ at McMinville  
# PCC Playoffs (Corvallis)  
% NCAA West Regional (Kansas City, Mo.)  
% NCAA Final Four (Seattle)

**1949-50**

**(13-14, 8-8) Head Coach: Slats Gill**

12/1 Portland	A	W	51-46	
12/3 Canisius	A	L	45-58	
12/6 New York	A	W	49-45	
12/8 Wisconsin	A	W	49-36	
12/10 Minnesota	A	L	44-60	
12/16 Utah	H	W	53-41	5,694
12/17 Utah	H	L	42-51	5,673
12/19 Indiana	H	L	60-65	3,973
12/20 Indiana	H	L	53-58	3,394
12/27 Minnesota	H	L	41-51	7,368
Stewart Chevrolet	H	W	54-46	4,510
1/3 * Washington State	H	L	38-42	6,137
1/4 * Washington State	H	W	54-53	6,114
1/13 * Oregon	H	W	65-49	8,030
1/20 * Washington State	A	L	39-53	
1/21 * Washington State	A	L	34-51	
1/23 * Idaho	A	W	48-37	
1/24 * Idaho	A	W	51-39	
2/3 * Washington	H	W	56-46	8,824
2/4 * Washington	H	L	44-52	6,715
2/10 * Oregon	A	L	34-45	
2/14 * Idaho	H	W	48-44	5,320
2/15 * Idaho	H	W	60-46	5,460
2/24 * Oregon	H	W	51-42	10,251
2/25 * Oregon	A	L	40-45	
3/3 * Washington	A	L	45-47	

3/4 * Washington	A	L	54-57
------------------	---	---	-------

\* PCC contest (1-2nd place North)

Total Home Attendance — 87,463 (average 6,247)

Note: First season in Gill Coliseum.

**1950-51**

**(14-18, 6-10) Head Coach: Slats Gill**

12/2 Canisius	A	L	47-59	
12/5 New York	A	L	65-75	
12/7 Bradley	A	L	74-77	
12/8 Illinois	A	L	51-74	
12/9 Indiana	A	L	45-72	
12/14 Phillips Oilers	H	L	46-56	6,427
12/19 Portland	A	L	53-58	
12/22 Pittsburgh	H	W	61-36	1,633
12/23 Pittsburgh	H	W	53-34	2,155
12/27 Stewart Chevrolet	H	L	25-57	2,812
12/29 Portland	H	W	65-60	3,950
1/2 * Idaho	A	W	51-43	
1/3 * Idaho	A	L	38-55	
1/5 * Washington State	A	L	42-49	
1/6 * Washington State	A	W	57-46	
1/12 * Washington (#12)	H	L	40-41	6,789
1/13 * Washington (#12)	H	W	46-41	8,029
Portland	A	W	55-43	
1/26 * Oregon	A	L	53-62	
1/27 * Oregon	H	L	47-66	10,354
2/2 * Washington	A	L	38-74	
2/3 * Washington	A	L	36-40	
2/9 * Idaho	H	W	34-29	4,035
2/10 * Idaho	H	L	31-39	4,170
2/16 * Washington State	H	W	49-37	4,711
2/17 * Washington State	H	L	38-45	7,053
3/2 * Oregon	H	W	41-39	8,523
3/3 * Oregon	A	L	45-72	
Hawaii	A	W	55-43	
@ Univ. Motors	N	W	57-50	
@ Bradley	N	W	75-45	
@ Subpac	N	W	65-50	

\* PCC contest (1-4th place North)

@ at Hawaii

Total Home Attendance — 70,641 (average 5,434)

**1951-52**

**(9-19, 3-13) Head Coach: Slats Gill**

1/3	Portland	H	W	66-39	3,838
1/6	* Washington State	H	W	39-27	5,352
1/7	* Washington State	H	L	45-50	4,143
1/16	* Washington (#5)	A	L	54-77	
1/17	* Washington (#5)	A	L	56-68	
1/23	* Idaho	A	L	49-65	
1/24	* Idaho	A	W	59-55	
1/30	* Oregon	A	W	67-65	
1/31	* Oregon	H	L	63-73	9,859
2/3	* Idaho	H	L	62-64	3,436
2/4	* Idaho	H	W	78-52	3,924
2/13	* Washington (#3)	H	L	53-69	7,919
2/14	* Washington (#3)	H	L	60-73	9,779
2/20	* Washington State	A	L	50-56	
2/21	* Washington State	A	L	50-64	
2/27	* Oregon	H	W	75-74ot	6,686
2/28	* Oregon	A	W	59-55	
3/7	Hawaii	A	L	58-74	

\* PCC contest (4th place North)

@ at Portland

% at San Francisco

Total Home Attendance — 75,142 (average 5,009)

### 1953-54

#### PACIFIC COAST CONFERENCE

##### NORTH CHAMPIONS

#### (19-10, 11-5) Head Coach: Slat's Gill

Leading Players:

Swede Halbrook (So. C) — 21.2 ppg, 11.8 rpg

Tony Vlastelica (Jr. F) — 8.1 ppg

Tex Whiteman (Jr. C) — 6.6 ppg, 5.7 rpg

Bill Toole (Jr. G) — 4.9 ppg

12/4	Hawaii	H	W	73-54	4,127
12/5	Hawaii	H	W	55-50	3,821
12/12	Portland	H	W	84-65	3,286
12/19	Nebraska	H	W	83-55	4,326
12/21	Indiana (#1)	N	L	72-76	10,424
12/22	@ Indiana (#1)	N	W	67-51	
12/26	Ohio State	A	W	62-60	
12/28	\$ Duke	N	L	61-71	
12/29	\$ Tulane	N	L	70-74	
12/30	\$ North Carolina	N	W	65-53	
1/8	* Idaho	H	L	65-70	7,219
1/9	* Idaho	H	W	65-60	8,475
1/15	* Washington	A	W	61-49	
1/16	* Washington	A	W	54-51	
1/22	* Idaho	A	L	55-70	
1/23	* Idaho	A	W	69-53	
1/29	* Oregon	H	W	52-41	9,963
1/30	* Oregon	A	L	40-42	
2/5	* Washington State	H	W	65-41	6,480
2/6	* Washington State	H	W	65-54	7,291
2/12	* Washington	H	W	70-47	7,940
2/13	* Washington	H	L	47-51	9,303
2/19	* Washington State	A	W	51-49	
2/20	* Washington State	A	W	62-41	
2/26	* Oregon	A	L	60-63ot	
2/27	* Oregon	H	W	55-46	10,050
3/5	# USC	N	L	48-53	
3/6	# USC	N	W	65-47	
3/8	# USC	N	L	45-48	

\* PCC contest (1st place North)

@ at Eugene

\$ Dixie Classic (Raleigh, N.C.)

# PCC Playoffs (Long Beach, Calif.)

Total Home Attendance — 91,805 (average 7,062)

### 1954-55

#### PACIFIC COAST CONFERENCE CHAMPIONS

##### NCAA TOURNAMENT

#### (22-8, 15-1) Head Coach: Slat's Gill

Leading Players:

Swede Halbrook (Jr. C) — 20.9 ppg, 14.1 rpg

Tony Vlastelica (Sr. F) — 11.5 ppg, 4.0 rpg

Reggie Halligan (Sr. F) — 7.3 ppg, 5.2 rpg

Ron Robins (Sr. G) — 6.8 ppg

12/1	Hawaii	H	W	69-47	4,045
12/3	@ California	N	L	50-52	
12/4	Santa Clara	H	W	39-34	6,537
12/10	USC	H	L	43-45	5,264
12/11	USC	H	L	35-55	5,128
12/17	San Francisco	A	L	34-60	
12/18	^ Santa Clara	A	L	45-56	
12/21	Seattle	H	W	64-59	2,695
12/28	% Washington State	N	W	68-48	
12/29	% Washington	A	L	57-58ot	
1/7	* Washington State	H	W	70-58	6,689
1/8	* Washington State	H	W	56-52	6,745
1/14	* Washington	H	W	66-38	7,722
1/15	* Washington	H	W	70-63	9,024

1/21	* Oregon	A	W	56-53	
1/22	* Oregon	H	W	56-54ot	11,315
1/28	* Washington	A	W	55-51	
1/29	* Washington	A	W	57-43	
2/4	* Idaho	A	W	59-52	
2/5	* Idaho	A	W	69-63	
2/14	* Idaho	H	W	80-65	7,170
2/15	* Idaho	H	W	67-56	7,036
2/18	* Washington State	A	W	73-61	
2/19	* Washington State	A	L	66-68	
2/25	* Oregon	H	W	53-44	10,607
2/26	* Oregon	A	W	68-58	
3/4	* UCLA (#9)	H	W	82-75	7,198
3/5	* UCLA (#9)	H	W	83-64	10,400
3/11	# Seattle	H	W	83-71	10,495
3/12	# San Francisco (#1)	H	L	56-57	11,206

\* PCC contest (1st place)

@ at Eugene

^ at San Francisco

% Northern Division Tournament (Seattle)

\$ PCC Playoffs (Corvallis)

# NCAA West Regional (Corvallis)

Total Home Attendance — 129,276 (average 7,604)

### 1955-56

#### (8-18, 5-11) Head Coach: Slat's Gill

Leading Players:

Dave Gambee (So. F) — 17.9 ppg, 10.4 rpg

Ken Nanson (So. G) — 11.5 ppg, 6.8 rpg

Bob Allord (Jr. F) — 10.3 ppg

Wayne Moss (So. C) — 6.4 ppg, 8.8 rpg

12/2	Oregon	A	L	46-57	
12/3	Colorado	H	L	53-63	5,509
12/7	Baylor	H	L	57-62	3,857
12/9	Wyoming	H	W	53-46	4,998
12/10	Wyoming	H	L	51-52	4,329
12/20	Michigan	H	W	84-71	5,058
12/21	% Northwestern	N	W	63-61	
12/29	& N.C. State (#3)	A	L	54-59	
12/30	& Minnesota	N	L	60-64	
12/31	& Villanova	N	L	63-68	
1/6	* Washington State	A	W	59-40	
1/7	* Washington State	A	L	52-58	
1/13	* USC	A	L	47-58	
1/14	* USC	A	L	53-84	
1/20	* Stanford	H	W	69-59	6,209
1/21	* Stanford	H	L	50-75	5,028
1/27	* Washington	H	L	58-66	5,587
1/28	* Washington	H	L	63-83	5,351
2/3	* California	A	L	63-65ot	
2/4	* California	A	L	56-69	
2/17	* UCLA (#20)	H	L	56-77	6,498
2/18	* UCLA (#20)	H	L	59-72	8,105
2/24	* Idaho	H	L	55-58	4,496
2/25	* Idaho	H	W	69-59	4,195
3/9	* Oregon	A	W	74-69	
3/10	* Oregon	H	W	59-49	8,395

\* PCC contest (1-6th place)

% at Eugene

& Dixie Classic (Raleigh, N.C.)

Total Home Attendance — 76,715 (average 5,480)

### 1956-57

#### (11-15, 6-10) Head Coach: Slat's Gill

Leading Players:

Dave Gambee (Jr. F) — 20.2 ppg, 10.5 rpg

Ken Nanson (Jr. G) — 8.5 ppg, 4.5 rpg

Bob Allord (Sr. F) — 6.9 ppg

Gary Goble (So. C) — 6.6 ppg, 8.8 rpg

11/30	BYU	A	W	62-55	
12/1	Wyoming	A	W	68-65	
12/3	Colorado	A	L	58-67	
12/7	Texas	H	L	63-64	5,099
12/8	% Portland	N	L	55-56	
12/18	% Missouri	N	L	41-71	
12/19	Rice	H	L	54-55	2,604
12/28	@ San Francisco (#19)	H	W	62-40	3,614
12/29	@ Washington	H	W	71-58	3,875
1/4	* Stanford	A	W	64-63	
1/5	* Stanford	A	L	58-60	
1/11	* USC	H	L	49-55	6,025
1/12	* USC	H	W	67-54	6,121
1/25	* Washington	A	L	53-64	
1/26	* Washington	A	L	51-58	
2/1	* UCLA (#5)	A	L	37-59	
2/2	* UCLA (#5)	A	L	53-64	
2/8	* California (#19)	H	L	60-73ot	6,015
2/9	* California (#19)	H	L	51-62	8,626
2/12	Oregon	H	W	68-55	4,370
2/22	* Idaho	A	L	67-74	
2/23	* Idaho	A	W	81-53	

3/1	* Washington State	H	W	65-59	4,071
3/2	* Washington State	H	W	70-49	5,617
3/8	* Oregon	H	W	75-62	7,008
3/9	* Oregon	A	L	61-65	

\* PCC contest (6th place)

% at Eugene

@ Far West Classic (Corvallis)

Total Home Attendance — 63,045 (average 5,254)

### 1957-58

#### (20-6, 12-4) Head Coach: Slat's Gill

Leading Players:

Dave Gambee (Sr. F) — 18.3 ppg, 11.0 rpg

Ken Nanson (Sr. F) — 13.8 ppg, 6.5 rpg

Lee Harman (Jr. G) — 7.5 ppg, 6.3 rpg

Jim Anderson (Jr. G) — 7.2 ppg

12/3	Oregon	A	W	60-55	
12/6	Portland	H	W	75-49	4,313
12/7	% Portland	N	W	64-46	
12/12	Seattle (#14)	H	W	63-55	6,221
12/14	Gonzaga	H	W	71-63	5,483
12/21	Iowa	A	L	67-77	
12/23	Indiana	A	W	62-51	
12/27	@ Yale	H	W	79-69	4,502
12/28	@ Utah (#15)	H	W	65-63	6,016
1/3	* California (#19)	H	W	55-43	4,133
1/4	* UCLA	H	W	68-61	5,841
1/18	* California	A	L	51-61	
1/20	* Stanford	A	W	68-59	
1/24	* Washington	H	W	81-58	7,555
1/25	* Washington	A	L	42-45	7,800
1/31	* Oregon	A	W	82-62	
2/1	* Stanford	H	L	57-69	10,364
2/7	* Oregon	H	W	62-37	8,368
2/10	* Idaho	H	W	70-51	5,406
2/21	* USC	A	W	69-50	
2/22	* UCLA	A	W	77-61	
3/1	* USC	H	W	58-52	9,478
3/3	* Washington State	H	W	69-31	7,023
3/7	* Washington State	A	W	67-62	
3/8	* Idaho	A	L	55-62	
3/10	# California	N	L	45-57	

\* PCC contest (1-1st place)

% at Vancouver, Wash.

@ Far West Classic (Corvallis)

# PCC Playoffs (Eugene)

Total Home Attendance — 84,723 (average 6,517)

### 1958-59

#### (13-13, 7-9) Head Coach: Slat's Gill

Leading Players:

Lee Harman (Sr. G) — 15.6 ppg, 7.8 rpg

Jim Woodland (So. F) — 8.8 ppg, 4.0 rpg

Jim Anderson (Sr. G) — 7.2 ppg

Steve Flynn (So. F) — 6.8 ppg, 5.7 rpg

12/1	Oregon	H	W	68-60	4,617
12/5	Utah	A	L	41-70	4,045
12/6	Utah	A	L	38-62	3,923
12/8	Idaho State	A	L	49-55	
12/12	Hawaii	H	W	59-40	3,870
12/13	Wichita State	H	W	72-55	2,826
12/19	Indiana	H	L	53-57	2,868
12/20	Indiana	H	W	73-69	3,115
12/27	@ Air Force	H	W	49-47	4,228
12/29	@ Iowa	H	W	72-71	5,022
1/3	* USC	H	L	41-49	4,168
1/5	* Stanford	H	W	68-56	4,739
1/9	* USC	A	W	61-53	5,500
1/10	* UCLA	A	L	62-73	
1/17	* Washington	H	L	59-69	8,149
1/22	* Idaho	A	W		

12/30	@ Oregon	N W	74-57	10,536
1/5	Washington State	A W	69-56	
1/6	Washington State	A W	68-65	
1/12	Gonzaga	H W	78-64	6,004
1/13	Portland	H W	80-63	6,601
1/19	Idaho	A W	74-59	
1/20	Idaho	A W	71-68	
1/27	Seattle	H W	82-73ot	11,125
2/2	Oregon	A W	79-63	
2/3	Oregon	H W	82-66	11,709
2/10	Portland	A W	75-64	
2/16	Seattle	A L	73-74	
2/17	Washington	A L	61-73	
2/23	Idaho	H L	51-52	6,344
2/24	Idaho	H W	65-50	9,158
3/2	Washington State	H W	62-55	4,497
3/3	Washington State	H W	63-46	5,851
3/9	Oregon	H W	65-48	7,331
3/10	Oregon	A W	60-56	
3/13	# Seattle	H W	69-65ot	9,702
3/16	% Pepperdine	N W	69-67	
3/17	% UCLA	N L	69-88	

@ Far West Classic (Portland) # NCAA West Regional (Corvallis)

% NCAA West Regional (Provo, Utah)  
Total Home Attendance — 92,057 (average 7,081)

### 1962-63

#### NCAA TOURNAMENT

##### (22-9) Head Coach: Stats Gill

Leading Players:  
Mel Counts (Sr. C) — 21.3 ppg, 15.6 rpg  
Terry Baker (Sr. G) — 13.4 ppg  
Steve Pauly (Sr. F) — 9.2 ppg, 6.1 rpg  
Frank Peters (So. G) — 9.1 ppg, 4.7 rpg

12/7	Seattle	A L	58-60	
12/8	Washington	A W	57-45	
12/14	California	H L	59-61	6,436
12/15	California	H W	70-60	5,373
12/21	% West Virginia (#7)	N L	65-70	
12/22	% Iowa	N W	61-55	
12/27	@ Idaho	N W	80-53	12,129
12/28	@ California	N W	58-50	9,956
12/29	@ Iowa	N W	64-57	11,008
1/4	Washington State	H W	74-47	7,741
1/5	Washington State	H W	61-50	8,640
1/11	Stanford	A W	65-58	
1/12	Stanford	A L	69-96	
1/19	Gonzaga	H W	63-47	7,138
1/26	Washington	H W	65-48	8,805
2/1	Seattle	H W	66-60	9,782
2/8	Portland	A L	58-67	
2/9	Portland	H W	66-51	7,181
2/15	Oregon	H L	50-54	9,066
2/16	Oregon	A W	67-57	
2/22	USC	H W	76-49	8,257
2/23	USC	H L	58-67	10,195
3/1	Washington State	A W	79-56	
3/2	Washington State	A W	74-65	
3/8	Oregon	A W	65-61	
3/9	Oregon	H W	71-65	7,390
3/11	# Seattle	N W	70-66	
3/15	% San Francisco	N W	65-61	
3/16	% Arizona State (#4)	N W	83-65	
3/22	& Cincinnati (#1)	N L	46-80	
3/23	& Duke (#2)	N L	63-85	

% Kentucky Invitational (Lexington, Ky.)  
@ Far West Classic (Portland) # NCAA West Regional (Eugene)

% NCAA West Regional (Provo, Utah)  
& NCAA Final Four (Louisville, Ky.)  
Total Home Attendance — 96,004 (average 8,000)

### 1963-64

#### NCAA TOURNAMENT

##### (25-4) Head Coach: Stats Gill

Leading Players:  
Mel Counts (Sr. C) — 26.7 ppg, 16.9 rpg  
Jim Jarvis (Sr. G) — 13.9 ppg  
Frank Peters (Sr. G) — 13.3 ppg, 3.8 rpg  
Scott Eaton (So. F) — 4.5 ppg

11/30	Washington State	A W	80-66	
12/2	Washington State	A W	75-58	
12/6	British Columbia	H W	87-47	6,003
12/7	Washington	H W	91-60	8,350
12/13	California	A L	55-65	
12/14	California	A W	61-49	
12/20	Indiana	H W	70-57	9,006
12/21	\$ Indiana	N W	56-52	
12/26	@ LSU	N W	87-57	11,752

12/27	@ Colorado State	N W	53-51	12,309
12/28	@ BYU	N W	68-58	13,012
1/3	\$ Cincinnati (#4)	N L	53-57	
1/4	Cincinnati (#4)	H W	82-61	10,597
1/12	Hawaii	A W	71-55	
1/13	Hawaii	A W	70-44	
1/17	Oregon	A L	45-47	
1/18	Oregon	H W	66-53	10,176
1/24	Stanford	H W	65-57	8,068
1/25	Stanford	H W	65-57	9,410
1/31	Seattle	A W	85-79	
2/1	Washington	A W	67-59	
2/7	Portland	A W	97-68	
2/8	Portland	H W	95-61	7,369
2/14	Seattle	H W	76-72	9,429
2/21	Idaho	H W	72-46	7,211
2/22	Idaho	H W	112-62	8,844
2/28	Oregon	H W	71-68	9,909
2/29	Oregon	A W	85-71	
3/10	# Seattle	N L	57-61	

\$ at Portland @ Far West Classic (Portland)  
# NCAA West Regional (Eugene)  
Total Home Attendance — 104,172 (average 8,681)

### 1964-65

##### (16-10, 7-7) Head Coach: Paul Valenti

Leading Players:  
Jim Jarvis (Sr. G) — 21.1 ppg, 4.3 rpg  
Charlie White (Sr. G) — 9.6 ppg, 7.0 rpg  
Ed Fredenburg (So. C) — 7.8 ppg, 6.5 rpg  
Rick Whelan (Sr. G) — 6.9 ppg

12/1	San Francisco (#9)	H L	58-66	6,548
12/5	Washington	H W	67-63	6,556
12/9	Arizona State	H W	66-52	5,008
12/19	\$ Stanford	N W	61-60	
12/23	Cincinnati	A L	56-71	
12/26	@ Army	N W	65-64ot	9,699
12/28	@ Northwestern	N W	67-65	8,052
12/30	@ Tennessee	N W	48-27	10,458
1/8	* USC	H W	65-63	8,339
1/9	* UCLA (#1)	H L	53-83	10,436
1/15	* Washington	A L	70-79	
1/16	* Washington State	A L	53-64	
1/18	Idaho	A W	60-48	
1/27	Oregon	A L	53-59	
1/30	Oregon	H W	53-48	6,248
2/5	* California	H W	74-57	5,434
2/6	* Stanford	H L	48-51	7,284
2/9	Hawaii	H W	92-61	3,404
2/12	* Stanford	A W	47-45	
2/13	* California	A L	53-55	
2/19	* UCLA (#2)	A L	55-73	
2/20	* USC	A L	38-64	
2/26	* Washington State	H W	66-51	6,569
2/27	* Washington	H W	54-45	9,067
3/5	* Oregon	H W	69-50	9,500
3/6	* Oregon	A W	64-61	

\* AAUW contest (4th place)  
\$ at Portland  
@ Far West Classic (Portland)  
Total Home Attendance — 84,393 (average 7,033)

### 1965-66

#### ATHLETIC ASSOCIATION OF WESTERN UNIVERSITY CHAMPIONS NCAA TOURNAMENT

##### (21-7, 12-2) Head Coach: Paul Valenti

Leading Players:  
Loy Petersen (So. F) — 12.9 ppg, 5.9 rpg  
Charlie White (Sr. G) — 11.7 ppg, 6.6 rpg  
Scott Eaton (Sr. F) — 9.9 ppg  
Ed Fredenburg (Sr. C) — 9.6 ppg, 7.4 rpg

12/1	Portland	H W	65-43	5,415
12/3	Washington	A L	44-45	
12/7	Nebraska	A L	63-75	
12/9	Navy	A L	55-59ot	
12/11	Villanova	A W	65-59ot	
12/18	Portland	A W	73-63	
12/27	@ Air Force	N W	53-42	10,345
12/29	@ Arizona State	N W	56-46	9,259
12/30	@ Stanford	N W	62-46	12,218
1/7	* UCLA (#10)	A L	35-79	
1/8	* USC	A W	59-56	
1/14	* Washington State	H W	68-52	7,367
1/15	* Washington	H W	67-59	7,516
1/21	Oregon	H W	62-46	10,011
1/22	Oregon	A L	60-61	
2/1	Hawaii	H W	72-36	3,170
2/4	* California	A W	77-62	
2/5	* Stanford	A W	56-54	

2/11	* California	H W	63-50	5,440
2/12	* Stanford	H W	63-57	8,709
2/18	* UCLA	H W	64-51	10,307
2/19	* USC	H L	60-70	9,320
2/26	* Washington State	A W	54-47	
2/28	* Washington	A W	54-43	
3/4	* Oregon	A W	49-42	
3/5	* Oregon	H W	68-54	10,005
3/11	# Houston	N W	63-60	
3/12	# Utah	N L	64-70	

\* AAUW contest (1st place)  
@ Far West Classic (Portland)  
# NCAA West Regional (Los Angeles)  
Total Home Attendance — 77,260 (average 7,726)

### 1966-67

##### (14-14, 8-6) Head Coach: Paul Valenti

Leading Players:  
Vince Fritz (So. G) — 16.4 ppg  
Loy Petersen (Sr. F) — 14.4 ppg, 7.2 rpg  
Ed Fredenburg (Sr. C) — 8.4 ppg, 7.0 rpg  
Harry Gunner (Sr. F) — 5.8 ppg, 6.1 rpg

12/2	Hawaii	A W	61-56	
12/3	Hawaii	A W	58-54	
12/9	Portland	H W	64-44	5,538
12/17	BYU (#7)	H W	92-76	7,556
12/22	% Kentucky	A L	66-96	
12/23	% Penn State	N W	64-61ot	
12/27	@ Indiana	N L	60-71	12,676
12/29	@ St. Louis	N L	52-64	6,696
12/30	@ Minnesota	N L	54-60	5,557
1/6	* California	A W	45-42	
1/7	* Stanford	A L	51-58	
1/13	* Washington State	H W	63-61	8,305
1/14	* Washington	H W	61-57	5,050
1/20	Oregon	A L	51-63	
1/28	Oregon	H L	55-56	6,529
1/30	St. Mary's	H W	61-40	4,368
2/2	Portland	A L	43-48	
2/4	Idaho	A L	56-57	
2/10	* UCLA (#1)	A L	44-76	
2/11	* USC	A L	47-62	
2/17	* USC	H L	63-72ot	6,088
2/18	* UCLA (#1)	H L	50-72	9,165
2/24	* Stanford	H W	54-51	7,269
2/25	* California	H W	59-57ot	10,048
3/4	* Washington	A W	69-66	
3/6	* Washington State	A W	51-49ot	
3/10	* Oregon	H L	55-62	7,562
3/11	* Oregon	A W	49-47ot	

\* AAUW contest (1-2nd place)  
% Kentucky Invitational (Lexington, Ky.)  
@ Far West Classic (Portland)  
Total Home Attendance — 77,478 (average 7,043)

### 1967-68

##### (12-13, 5-9) Head Coach: Paul Valenti

Leading Players:  
Vince Fritz (Sr. G) — 18.2 ppg  
Vic Bartolome (So. C) — 13.2 ppg, 6.4 rpg  
Gary Freeman (So. F) — 10.3 ppg, 6.6 rpg  
Loy Petersen (Sr. F) — 10.2 ppg, 4.9 rpg

12/2	San Francisco	H L	52-63	7,521
12/16	San Jose State	H W	67-52	3,903
12/21	% Michigan	N L	61-80	
12/22	% Oklahoma State	N W	49-48	
12/27	@ Texas	N W	54-42	12,592
12/28	@ Washington State	N W	62-61	11,894
12/30	@ North Carolina (#5)	N L	61-68	12,955
1/5	* California	H W	76-63	6,806
1/6	* Stanford	H W	67-51	6,878
1/13	* Washington State	A L	62-82	
1/15	* Washington	A L	56-68	
1/20	Oregon	A W	60-49	
1/27	Oregon	H W	58-46	5,518
1/29	Portland	H W	65-56	2,071
2/1	Portland	A L	61-67	
2/9	* UCLA (#2)	H L	52-55	10,050
2/10	* USC	H L	47-49	4,515
2/16	* USC	A L	63-71ot	
2/17	* UCLA (#2)	A L	71-88	
2/23	* Stanford	A L	67-70ot	
2/24	* California	A L	58-71	
3/1	* Washington	H W	74-72	6,672
3/2	* Washington State	H L	76-81ot	10,022
3/8	* Oregon	A W	80-65	
3/9	* Oregon	H W	93-54	6,313

\* AAUW contest (1-5th place)  
% Sun Devil Tournament (Phoenix, Ariz.)  
@ Far West Classic (Portland)  
Total Home Attendance — 70,269 (average 6,388)

### 1968-69

##### (12-14, 5-9) Head Coach: Paul Valenti

Leading Players:  
Gary Freeman (Sr. F) — 15.9 ppg, 9.4 rpg  
Vic Bartolome (Sr. C) — 15.4 ppg, 8.2 rpg  
Bill More (Sr. F) — 8.7 ppg  
Tim Perkins (So. F) — 7.5 ppg

11/30	San Francisco	A W	60-50	
12/6	Nebraska	H W	79-67	7,599
12/14	St. Mary's	H W	63-51	5,179
12/19	Utah	A L	54-86	
12/20	BYU	A L	64-89	
12/26	@ Arizona State	N W	46-42ot	9,921
12/29	@ Washington State	N L	50-51ot	11,337
12/30	@ BYU	N L	64-69	5,612
1/10	* USC	H W	61-57	6,715
1/11	* UCLA (#1)	H L	64-83	9,413
1/18	* Washington	A L	42-60	
1/20	* Washington State	A L	60-61	
1/24	Oregon	A L	52-66	
1/25	Oregon	H W	65-53	5,406
1/30	Portland	A W	83-59	
2/1	Portland	H W	78-57	3,552
2/7	* California	H L	57-69	5,566
2/8	* Stanford	H W	63-62	5,708
2/14	* Stanford	A L	61-70	
2/15	* California	A W	79-63	
2/21	* UCLA (#1)	A L	66-91	
2/22	* USC	A L	61-71	
2/28	* Washington State	H L	60-62	7,373
3/1	* Washington	H W	82-52	10,099
3/7	* Oregon	H L	66-71	8,094
3/8	* Oregon	A W	66-57	

\* Pac-8 contest (1-5th place)  
@ Far West Classic (Portland)  
Total Home Attendance — 74,704 (average 6,791)



1/8	* California	H	L	100-101ot	10,529
1/9	* Stanford	H	W	88-70	10,197
1/23	* Washington	A	L	85-93ot	
1/25	* Washington State	A	W	78-73	
1/27	Long Island	H	W	71-70ot	7,476
2/5	Oregon	A	L	62-64	
2/6	Oregon	H	L	57-67	9,616
2/12	* USC (#3)	H	L	63-82	7,515
2/13	* UCLA (#1)	H	L	65-67	8,604
2/19	* UCLA (#1)	A	L	64-94	
2/20	* USC (#3)	A	L	75-110	
2/26	* Stanford	A	L	85-97	
2/27	* California	A	L	74-99	
3/5	* Washington State	H	W	81-67	7,381
3/6	* Washington	H	W	71-52	10,213
3/12	* Oregon	H	L	76-78	9,021
3/13	* Oregon	A	L	65-71	

\* Pac-8 game (6th place)  
\$ at Portland  
@ Far West Classic (Portland)  
Total Home Attendance — 105,121 (average 8,760)

### 1971-72

#### (18-10, 9-5) Head Coach: Ralph Miller

Leading Players:  
Freddie Boyd (Sr. G) — 19.8 ppg, 6.6 apg  
Sam Whitehead (Jr. F) — 14.1 ppg, 8.0 rpg  
Steve Erickson (So. F) — 13.5 ppg, 7.8 rpg  
Neal Jurgenson (Jr. C) — 12.9 ppg, 7.4 rpg

12/2	Hawaii	A	L	71-89	
12/3	Hawaii	A	L	73-76	
12/6	Idaho	H	W	84-67	5,838
12/10	Oklahoma State	A	W	76-72	
12/11	Oklahoma State	A	W	70-56	
12/17	San Diego State	H	W	96-90	5,417
12/18	Portland	H	W	88-58	4,170
12/20	Weber State	H	W	82-75	5,095
12/27	@ Dartmouth	N	W	106-72	12,131
12/29	@ Florida State	N	L	72-73	11,302
12/30	@ New Mexico	N	W	81-69	12,194
1/7	* UCLA (#1)	H	L	72-78	10,500
1/8	* USC (#11)	H	L	75-87	6,453
1/15	Cincinnati	H	W	88-68	6,943
1/22	* Washington State	A	W	77-71	
1/24	* Washington	A	L	73-86	
1/28	Oregon	H	L	70-72	10,049
2/5	Oregon	A	L	63-71	
2/11	* Stanford	A	W	68-64	
2/12	* California	A	W	74-68	
2/18	* Stanford	H	W	87-62	9,256
2/19	* California	H	W	74-68	10,002
2/25	* USC	A	W	65-61	
2/26	* UCLA (#1)	A	L	72-91	
3/3	* Washington State	H	W	99-64	7,018
3/4	* Washington	H	L	69-70	9,947
3/10	* Oregon	A	W	78-68	
3/11	* Oregon	H	W	60-57	10,184

\* Pac-8 contest (1-3rd place)  
@ Far West Classic (Portland)  
Total Home Attendance — 100,872 (average 7,759)

### 1972-73

#### (15-11, 6-8) Head Coach: Ralph Miller

Leading Players:  
Sam Whitehead (Sr. F) — 13.8 ppg, 7.8 rpg  
Neal Jurgenson (Sr. C) — 12.3 ppg, 7.0 rpg  
Charles Neal (So. G) — 10.5 ppg, 5.6 apg  
Paul Miller (Fr. F) — 10.4 ppg, 3.8 rpg

12/1	Wichita State	H	W	78-73	8,752
12/2	New Mexico	H	L	79-84ot	8,624
12/4	Michigan (#19)	A	L	57-68	
12/6	Temple	A	W	56-50	
12/9	Long Island	A	W	82-71	
12/16	Puget Sound	H	W	85-66	4,067
12/23	Montana	H	W	79-62	4,270
12/28	@ Baylor	N	W	88-54	8,480
12/29	@ Wyoming	N	W	81-56	11,692
12/30	@ Minnesota (#5)	N	L	80-83	10,579
1/5	* USC	A	L	72-90	
1/6	* UCLA (#1)	A	L	61-87	
1/12	* Washington State	H	W	91-71	7,574
1/13	* Washington	H	W	89-63	9,430
1/20	Idaho	A	W	77-59	
1/27	* Oregon	H	W	80-60	9,063
2/2	\$ Oregon	N	W	68-56	
2/9	* California	H	W	79-70	10,387
2/10	* Stanford	H	W	74-68	10,247
2/16	* Stanford	A	L	70-81	
2/17	* California	A	L	77-79	
2/22	* USC	H	W	82-66	8,352
2/24	* UCLA (#1)	H	L	67-73	10,520

3/3	* Washington	A	L	72-83	
3/5	* Washington State	A	L	64-67	
3/10	* Oregon	A	L	81-88	

\* Pac-8 contest (1-5th place)  
@ Far West Classic (Portland)  
\$ at Portland  
Total Home Attendance — 91,286 (average 8,299)

### 1973-74

#### (13-13, 6-8) Head Coach: Ralph Miller

Leading Players:  
Lonnie Shelton (Fr. F) — 12.2 ppg, 7.8 rpg  
Paul Miller (So. F) — 11.7 ppg, 3.6 rpg  
Steve Erickson (Sr. C) — 10.2 ppg, 4.8 rpg  
Rich Plante (Sr. G) — 9.8 ppg

12/3	New Mexico	A	L	75-89	13,389
12/5	Cincinnati	A	L	63-72	6,474
12/7	% Seton Hall	N	W	88-83	4,240
12/8	% West Virginia	A	L	74-78	7,000
12/15	UNLV	H	L	59-74	5,436
12/21	Puget Sound	H	W	84-50	3,214
12/22	Portland	H	W	88-67	3,693
12/26	@ Army	N	W	82-54	8,303
12/28	@ Indiana (#7)	N	W	61-48	10,946
12/29	@ Washington	N	L	56-65	12,341
1/4	* California	A	L	54-61	4,800
1/5	* Stanford	A	W	56-53	3,968
1/11	* Washington	H	W	87-63	8,253
1/12	* Washington State	H	L	69-72	9,347
1/15	Hawaii	H	W	86-62	4,329
1/26	* Oregon	A	L	61-67	10,000
2/1	\$ Oregon	N	W	92-79	10,424
2/8	* USC (#14)	A	L	71-81	4,576
2/9	* UCLA (#1)	A	L	75-80	12,026
2/15	* UCLA (#1)	H	W	61-57	10,376
2/16	* USC (#13)	H	L	53-60	9,223
2/22	* Stanford	H	L	53-55	9,097
2/23	* California	H	W	77-73	8,126
3/2	* Washington State	A	W	76-63	6,500
3/4	* Washington	A	L	63-68	3,400
3/9	* Oregon	H	W	81-74	10,590

\* Pac-8 contest (5th place)  
% West Virginia Tournament (Morgantown, W.Va.)  
@ Far West Classic (Portland) \$ at Portland  
Total Home Attendance — 81,684 (average 7,426)

### 1974-75

#### NCAA TOURNAMENT

#### (19-12, 10-4) Head Coach: Ralph Miller

Leading Players:  
Lonnie Shelton (So. F) — 18.2 ppg, 9.4 rpg  
Don Smith (So. F) — 11.1 ppg, 3.1 rpg  
George Tucker (So. G) — 10.7 ppg, 5.1 apg  
Paul Miller (Jr. F) — 9.8 ppg, 3.8 rpg

11/29	Doane	H	W	82-69	3,793
11/30	Gonzaga	H	W	84-59	4,402
12/5	Hawaii	A	W	73-53	
12/6	Hawaii	A	W	63-59	
12/11	Portland State	H	W	76-70	4,877
12/14	North Carolina State	A	L	73-86	
12/20	Cal State L.A.	H	W	88-75	4,376
12/21	Samford	H	W	87-66	3,660
12/27	@ Iowa	N	W	97-60	9,561
12/28	@ Washington State	N	L	65-68	12,863
12/30	@ Arizona State	N	L	71-80	12,780
1/3	Arizona State (#16)	A	L	70-76	
1/4	Nevada-Reno	A	L	74-75	
1/10	* California	H	W	70-64	9,682
1/11	* Stanford	H	L	63-71	10,147
1/16	* Washington	A	W	65-63	
1/18	* Washington State	A	W	82-73ot	
1/25	* Oregon (#8)	H	W	72-71ot	10,187
1/31	\$ Oregon (#8)	N	L	68-79	
2/7	* UCLA (#2)	H	L	60-67	10,096
2/8	* USC (#8)	H	W	78-75	8,234
2/14	* USC (#10)	A	W	80-76	
2/15	* UCLA (#2)	A	L	62-74	
2/21	* Stanford	A	W	74-68	
2/22	* California	A	W	68-54	
2/28	* Washington State	H	W	44-41	9,876
3/1	* Washington (#20)	H	W	86-78	10,421
3/8	* Oregon	A	L	80-82	
3/15	# Middle Tennessee St.	N	W	78-67	
3/20	% Indiana (#1)	N	L	71-81	
3/22	% Central Michigan	N	L	87-88	

\* Pac-8 contest (2nd place)  
@ Far West Classic (Portland)  
\$ at Portland  
# NCAA West Regional (Lexington, Ky.)  
% NCAA Midwest Regional (Dayton, Ohio)  
Total Home Attendance — 89,751 (average 7,479)

### 1975-76

#### (18-9, 10-4) Head Coach: Ralph Miller

Leading Players:  
Rocky Smith (Jr. G) — 17.0 ppg  
Don Smith (Jr. F) — 12.9 ppg, 4.1 rpg  
George Tucker (Jr. G) — 10.4 ppg, 5.3 apg  
Paul Miller (Sr. F) — 8.9 ppg, 5.9 rpg

11/28	Arizona (#11)	A	L	67-96	13,357
11/29	UNLV	A	L	85-96	6,257
12/1	Utah State	A	W	81-66	8,328
12/5	Portland State	H	W	106-76	7,140
12/12	Seattle	H	W	91-79	5,731
12/13	Utah State	H	W	80-64	6,185
12/19	\$ Arizona State (#19)	N	W	87-83	11,400
12/20	\$ Kentucky (#20)	A	L	74-82	11,500
12/26	@ Northwestern	N	L	67-72	10,897
12/29	@ Florida State	N	W	78-75	8,708
12/30	@ Oregon	N	W	79-67	12,019
1/8	* USC (#18)	H	W	80-70	9,720
1/10	* UCLA (#3)	H	W	75-58	9,571
1/15	* Washington State	A	W	82-73	10,050
1/17	* Washington (#6)	A	W	72-70	9,268
1/20	% Portland	N	W	78-71	2,500
1/24	* Oregon	A	L	68-83	10,500
1/29	# Oregon	N	L	74-76ot	12,055
2/5	* California	H	L	72-73	8,001
2/7	* Stanford	H	W	82-76	9,858
2/13	* Stanford	A	W	70-66	5,000
2/14	* California	A	W	78-70	3,865
2/19	* UCLA (#5)	A	L	69-78	12,707
2/21	* USC	A	W	78-61	3,388
2/26	* Washington State	H	W	69-55	7,724
2/28	* Washington (#8)	H	W	73-64	10,485
3/4	* Oregon	H	L	56-57	10,489

\* Pac-8 contest (2-2nd place)  
\$ Kentucky Invitational (Lexington, Ky.)  
@ Far West Classic (Portland)  
% at Salem  
Total Home Attendance — 84,904 (average 8,490)  
Note: OSU later forfeited its first 15 victories of the season.

### 1976-77

#### (16-13, 8-6) Head Coach: Ralph Miller

Leading Players:  
Rocky Smith (Sr. G) — 19.8 ppg, 3.9 rpg  
Steve Johnson (Fr. C) — 13.5 ppg, 5.6 rpg  
Don Smith (Sr. F) — 11.6 ppg, 4.3 rpg  
George Tucker (Sr. G) — 8.9 ppg, 6.0 apg

11/26	Hawaii	A	W	91-76	6,058
11/28	Hawaii	A	W	96-78	4,900
12/2	Arizona (#11)	H	L	73-81	9,262
12/4	Utah	A	L	75-92	10,541
12/6	Weber State	A	W	76-73	4,268
12/9	Nevada-Reno	H	L	51-53	7,347
12/16	Portland State	A	W	89-79	5,551
12/18	Creighton	H	L	68-90	4,900
12/22	@ North Carolina State	N	W	71-61	2,168
12/28	@ Weber State	N	L	49-61	7,025
12/29	@ Texas A&M	N	W	80-58	5,567
12/30	@ Oral Roberts	N	L	68-77	6,926
1/7	* USC	A	W	58-50	3,534
1/8	* UCLA (#7)	A	L	66-83	12,127
1/13	* Washington State	H	W	61-58	8,407
1/15	* Washington	H	L	76-90	8,766
1/17	Boise State	H	W	89-68	4,156
1/22	* Oregon	H	W	53-52	10,108
1/26	@ Oregon	N	W	64-53	7,337
1/28	Seattle	A	L	51-55	4,700
2/4	* California	H	W	79-63	9,576
2/5	* Stanford	H	W	71-61	10,353
2/10	* Stanford	A	W	76-75	4,586
2/12	* California	A	L	83-84	4,000
2/17	* UCLA (#3)	H	L	76-89	10,501
2/19	* USC	H	W	80-65	8,053
2/24	* Washington	A	L	69-81	5,050
2/26	* Washington State	A	L	62-74	12,008
3/3	* Oregon	A	W	78-73ot	10,500

\* Pac-8 contest (1-3rd place)  
@ Far West Classic (Portland)  
Total Home Attendance — 91,429 (average 8,312)

### 1977-78

#### (16-11, 9-5) Head Coach: Ralph Miller

Leading Players:  
Rickey Lee (Sr. F) — 13.7 ppg, 6.8 rpg  
Mark Radford (Fr. G) — 10.6 ppg, 3.6 apg  
Bill McShane (Fr. C) — 6.6 ppg, 3.0 rpg  
Dwayne Allen (So. G) — 5.9 ppg, 4.1 apg

11/26	% North Carolina (#1)	N	L	63-94	11,666
11/28	Wake Forest (#17)	A	L	74-94	8,200
11/30	North Carolina (#2)	A	L	64-90	10,000
12/4	\$ Oregon	N	L	51-78	8,689
12/5	Wyoming	H	W	79-69	5,209
12/10	Seattle Pacific	H	W	85-54	6,001
12/17	Weber State	H	W	74-72ot	5,339
12/21	Boise State	A	L	65-76	3,213
12/23	Gonzaga	H	W	76-65	4,163
12/27	@ Rice	N	W	75-58	7,048
12/29	@ Villanova	N	W	58-57ot	7,785
12/30	@ Colorado State	N	L	44-49ot	8,673
1/4	* Stanford	H	W	48-47	10,003
1/7	* California	H	W	57-55ot2	9,306
1/13	* USC	A	W	89-82ot	

1979-80

**PACIFIC-10 CONFERENCE CHAMPIONS  
NCAA TOURNAMENT**

**(26-4, 16-2) Head Coach: Ralph Miller**

Leading Players:  
Steve Johnson (Jr. C) — 17.0 ppg, 6.9 rpg  
Ray Blume (Jr. G) — 15.4 ppg, 4.5 apg  
Mark Radford (Jr. G) — 11.9 ppg, 3.3 apg  
Jeff Stoutt (Jr. F) — 9.5 ppg

11/30	Eastern Washington	H	W	92-59	10,000
12/1	Wisconsin-Parkside	H	W	74-46	10,000
12/5	Hawaii-Hilo	A	W	104-80	3,000
12/7	Hawaii	A	W	75-74ot	3,255
12/8	Hawaii	A	W	92-62	3,538
12/14	Portland	A	L	86-94	12,261
12/15	Portland State	H	W	92-71	10,000
12/17	Montana State	H	W	105-80	10,000
12/22	* Oregon	A	W	75-66	10,000
12/26	@ Idaho	N	W	100-59	11,025
12/28	@ BYU (#20)	N	W	86-71	11,875
12/29	@ Clemson	N	W	72-67	11,881
1/3	* UCLA (#16)	H	W	76-67	10,642
1/5	* USC	H	W	82-78	10,257
1/10	* Arizona	A	W	77-72	12,646
1/12	* Arizona State (#19)	A	W	63-59	13,242
1/17	* Washington State	H	W	65-63	10,110
1/19	* Washington	H	W	89-84	10,045
1/26	* California	A	W	86-55	6,600
1/28	* Stanford	A	W	18-16	5,097
1/31	* UCLA	A	L	67-93	12,305
2/2	* USC	A	W	73-72	6,522
2/7	* Arizona State (#19)	H	W	82-75ot	10,153
2/9	* Arizona	H	W	73-63	10,455
2/14	* Washington	A	W	82-73	6,104
2/16	* Washington State	A	L	51-69	12,327
2/23	* Stanford	H	W	85-57	10,000
2/25	* California	H	W	52-51	10,000
3/1	* Oregon	H	W	67-55	10,000
3/8	# Lamar	N	L	77-81	11,551

\* Pac-10 contest (1st place)  
@ Far West Classic (Portland)  
# NCAA West Regional (Ogden, Utah)  
Total Home Attendance — 131,662 (average 10,128)

1980-81

**PACIFIC-10 CONFERENCE CHAMPIONS  
NCAA TOURNAMENT**

**(26-2, 17-1) Head Coach: Ralph Miller**

Leading Players:  
Steve Johnson (Sr. C) — 21.0 ppg, 7.7 rpg  
Mark Radford (Sr. G) — 13.0 ppg, 3.3 apg  
Ray Blume (Sr. G) — 10.5 ppg, 3.6 apg  
Lester Conner (Jr. G) — 7.0 ppg, 4.0 apg

11/29	BYU	H	W	75-68	10,000
12/4	Cal State Northridge	H	W	78-47	10,000
12/6	Pepperdine	A	W	82-76	2,985
12/8	Portland State	A	W	102-58	5,108
12/13	Portland	H	W	92-57	10,000
12/27	@ Northwestern	N	W	90-70	12,023
12/28	@ Rhode Island	N	W	103-55	11,088
12/29	@ Oregon	N	W	67-57	12,378
1/3	* Arizona State (#13)	A	W	71-67	14,317
1/5	* Arizona	A	W	61-49	10,510
1/9	* Stanford	H	W	76-62	10,125
1/10	* California	H	W	80-53	10,087
1/17	* Oregon	H	W	82-55	10,125
1/22	* Washington State	A	W	66-53	11,433
1/24	* Washington	A	W	97-91ot	9,522
1/29	* UCLA (#10)	H	W	81-67	10,000
1/31	* USC	H	W	55-48	10,098
2/6	* California	A	W	69-54	6,600
2/7	* Stanford	A	W	62-57	8,000
2/12	* Oregon	A	W	78-61	10,000
2/14	St. John's	A	W	57-45	10,292
2/21	* Washington State	H	W	81-53	10,127
2/23	* Washington	H	W	89-63	10,059
2/27	* USC	A	W	73-64	6,541
3/1	* UCLA (#13)	A	W	82-76	12,582
3/5	* Arizona	H	W	80-62	10,159
3/7	* Arizona State (#5)	H	L	67-87	10,071
3/14	# Kansas State	N	L	48-50	12,340

\* Pac-10 contest (1st place)  
@ Far West Classic (Portland)  
# NCAA West Regional (Los Angeles)  
Total Home Attendance — 120,851 (average 10,071)

1981-82

**PACIFIC-10 CONFERENCE CHAMPIONS  
NCAA TOURNAMENT**

**(25-5, 16-2) Head Coach: Ralph Miller**

Leading Players:  
Lester Conner (Sr. G) — 14.9 ppg, 5.1 apg  
Charlie Sitton (So. F) — 12.9 ppg, 4.3 rpg  
Danny Evans (Jr. F) — 11.3 ppg  
William Brew (Jr. G) — 9.2 ppg, 3.4 apg  
A.C. Green (Fr. F) — 8.6 ppg, 5.3 rpg

11/28	Bradley	H	W	81-55	10,000
12/4	BYU (#15)	A	W	56-44	22,603
12/11	Portland	A	L	63-68	10,222
12/12	Pepperdine	H	W	84-69	10,000
12/18	\$ Pennsylvania	N	W	102-64	5,000
12/20	\$ Louisville (#3)	N	W	62-56	5,100
12/26	@ Pittsburgh	N	W	88-58	11,040
12/28	@ Idaho	N	L	49-71	12,083
12/29	@ Portland	N	W	61-55	11,751
1/2	* Arizona State	H	W	74-43	10,000
1/4	* Arizona	H	W	68-55	10,000
1/9	* California	A	W	74-43	6,500
1/11	* Stanford	A	W	81-38	2,814
1/16	* Oregon	A	W	76-61	9,318
1/22	* Washington State	H	W	64-48	10,000
1/23	* Washington	H	W	63-43	10,000
1/29	* UCLA (#20)	A	L	68-74	12,237
1/30	* USC	A	W	72-55	11,004
2/6	* Stanford	H	W	111-81	10,000
2/8	* California	H	W	57-50	10,000
2/13	* Oregon	H	W	94-51	10,000
2/18	* Washington	A	W	55-44	8,978
2/20	* Washington State	A	W	40-36	9,350
2/26	* UCLA	H	W	72-58	10,000
2/27	* USC	H	W	45-36	10,000
3/5	* Arizona	A	W	92-64	7,430
3/6	* Arizona State	A	L	60-68	4,783
3/14	# Pepperdine	N	W	70-51	12,340
3/18	% Idaho (#18)	N	W	60-42	15,237
3/20	% Georgetown (#6)	N	L	45-69	14,986

\* Pac-10 contest (1st place)  
\$ Suntry Bowl (Tokyo, Japan)  
@ Far West Classic (Portland)  
# NCAA West Regional (Pullman, Wash.)  
% NCAA West Regional (Provo, Utah)  
Total Home Attendance — 110,000 (average 10,000)

1982-83

**(20-11, 12-6) Head Coach: Ralph Miller**

Leading Players:  
Charlie Sitton (Jr. F) — 18.8 ppg, 5.2 rpg  
A.C. Green (So. F) — 14.0 ppg, 7.6 rpg  
Danny Evans (Sr. F) — 10.7 ppg  
Steve Woodside (Fr. C) — 8.9 ppg, 3.8 rpg

11/26	Utah	A	L	62-68ot	12,983
12/3	Portland	H	W	55-44	10,000
12/4	Fresno State	H	L	42-43	10,000
12/11	Missouri (#8)	A	L	59-87	10,666
12/17	\$ Western Illinois	N	W	91-71	8,900
12/18	\$ Bradley	A	W	76-62	8,500
12/21	Midwestern State	H	W	91-55	10,000
12/27	@ Tennessee State	N	W	59-47	9,218
12/28	@ Lamar	N	W	76-61	9,506
12/29	@ Idaho	H	L	41-42ot	12,117
1/6	* Stanford	H	W	62-53	10,000
1/8	* California	H	L	52-59	10,000
1/13	* USC	A	L	69-74	3,312
1/15	* UCLA (#5)	A	L	77-99	12,102
1/20	* Washington State	H	L	64-76	10,000
1/22	* Washington	H	W	71-52	10,000
1/27	* Arizona State	A	W	68-59	6,088
1/29	* Arizona	A	W	72-54	6,420
2/5	* Oregon	H	W	63-46	10,000
2/12	* UCLA (#5)	H	W	69-65	10,000
2/14	* USC	H	W	62-50	10,000
2/17	* Washington	A	W	60-50	4,837
2/19	* Washington State	A	L	61-63ot	12,150
2/26	* Arizona	H	W	81-56	10,000
2/28	* Arizona State	H	W	108-93	10,000
3/5	* Oregon	A	W	62-60	9,050
3/10	* California	A	W	70-65ot	5,500
3/12	* Stanford	A	L	75-88	6,066
3/16	# Idaho	H	W	77-59	7,800
3/21	# New Orleans	H	W	88-71	9,800
3/24	# Fresno State	H	L	67-76	9,806

\* Pac-10 contest (t-3rd place)  
\$ River City Tournament (Peoria, Ill.)  
@ Far West Classic (Portland)  
# NIT Tournament  
Total Home Attendance — 147,406 (average 9,827)

1983-84

**PACIFIC-10 CONFERENCE CO-CHAMPIONS  
NCAA TOURNAMENT**

**(22-7, 15-3) Head Coach: Ralph Miller**

Leading Players:  
A.C. Green (Jr. F) — 17.8 ppg, 8.7 rpg  
Charlie Sitton (Sr. F) — 14.9 ppg, 4.3 rpg  
Steve Woodside (So. C) — 10.8 ppg, 5.2 rpg  
Darryl Flowers (So. G) — 6.6 ppg, 3.7 apg

12/2	\$ Arkansas State	N	W	49-40	15,450
12/3	\$ Iowa (#5)	A	L	45-56	15,450
12/10	Iowa (#5)	H	W	53-48	10,000
12/16	Utah	H	W	62-49	10,000
12/17	Portland	A	W	65-49	6,608
12/19	Fresno State	A	L	47-60	6,582
12/27	@ Boise State	N	W	61-42	9,166
12/29	@ Washington State	N	W	79-57	8,904
12/30	@ Oregon	N	W	63-59ot	12,134
1/5	* Stanford	A	W	64-59	6,432
1/14	* USC	H	W	51-45	10,000
1/19	* Washington State	A	L	65-74	6,800
1/21	* Washington	A	L	58-72	8,667
1/23	* Stanford	H	W	73-68	10,000
1/26	* Arizona State	H	W	67-62	10,000
1/28	* California	A	W	44-42	6,000
2/2	* Oregon	A	W	70-66	10,099
2/5	Michigan State	A	L	55-56	10,004
2/9	* USC	A	W	66-57	2,701
2/11	* UCLA	A	W	72-63	7,841
2/13	* Arizona	H	W	53-48	10,000
2/16	* Washington (#15)	H	W	64-52	10,000
2/18	* Washington State	H	W	66-55	10,000
2/23	* Arizona State	A	W	69-58	5,131
2/25	* Arizona	A	L	58-69	9,226
3/3	* Oregon	H	W	29-23	10,000
3/8	* California	H	W	64-60ot	10,000
3/10	* UCLA	H	W	70-65	10,000
3/15	# West Virginia	N	L	62-64	7,105

\* Pac-10 contest (t-1st place)  
\$ Iowa Hawkeye Classic (Iowa City, Iowa)  
@ Far West Classic (Portland)  
# NCAA Midwest Regional (Birmingham, Ala.)  
Total Home Attendance — 110,000 (average 10,000)

1984-85

**PACIFIC-10 CONFERENCE CO-CHAMPIONS  
NCAA TOURNAMENT**

**(22-9, 12-6) Head Coach: Ralph Miller**

Leading Players:  
A.C. Green (Sr. F) — 19.1 ppg, 9.2 rpg  
Steve Woodside (Jr. C) — 12.6 ppg, 5.0 rpg  
Darryl Flowers (Jr. G) — 10.1 ppg, 4.2 apg  
Eric Knox (Fr. G) — 7.1 ppg

12/1	Missouri	H	W	54-52	10,230
12/7	Portland	H	W	69-54	10,100
12/8	Gonzaga	H	W	62-46	10,000
12/15	Boise State	A	W	74-59	7,768
12/18	Santa Clara	A	W	64-62	5,000
12/21	Hawaii	A	L	64-81	6,404
12/22	Hawaii-Loa	A	W	97-49	150
12/28	@ Pennsylvania	N	W	80-58	8,008
12/29	@ Fresno State	N	W	66-50	9,573
12/30	@ California	N	W	70-59	11,167
1/3	* UCLA	H	W	59-49	10,400
1/5	* Washington (#15)	A	W	52-45	7,048
1/9	* Oregon	H	W	59-54	10,000
1/12	Kansas State	A	W	56-55	6,100
1/19	* Washington State	A	W	73-57	6,000
1/24	* Arizona	H	W	59-55	10,400
1/26	* Arizona State	H	L	82-83ot	10,400
1/31	* California	A	L	36-42	6,000
2/2	* Stanford	A	W	83-73	4,717
2/4	* USC	H	L	58-60	10,400
2/9	* Oregon	A	W	53-51	10,099
2/14	* Washington State	H	W	69-49	10,400
2/16	* Washington	H	L	45-60	10,400
2/21	* Arizona State	A	W	75-64	5,878
2/23	* Arizona	A	L	52-67	13,316
2/26	New Mexico	H	L	65-72	9,015
2/28	* Stanford	H	W	54-49	9,214
3/2	* California	H	W	51-37	10,116
3/7	* UCLA	A	L	51-59	10,344
3/9	* USC	A	W	60-58ot	8,254
3/14	# Notre Dame	A	L	70-79	10,751

\* Pac-10 contest (t-3rd place)  
@ Far West Classic (Portland)  
# NCAA Southeast Regional (South Bend, Ind.)  
Total Home Attendance — 131,475 (average 10,113)

1985-86

**(12-15, 8-10) Head Coach: Ralph Miller**

Leading Players:  
Jose Ortiz (Jr. C) — 16.4 ppg, 8.6 rpg  
Darrin Houston (Sr. G) — 12.3 ppg  
Steve Woodside (Sr. C) — 9.9 ppg, 6.3 rpg  
Darryl Flowers (Sr. G) — 9.1 ppg, 4.2 apg

11/22	Portland	A	L	57-58	3,712
11/27	Wichita State	A	L	63-66ot	10,300
11/30	New Mexico	A	L	63-81	18,112

1987-88

NCAA TOURNAMENT

(20-11, 12-6) Head Coach: Ralph Miller

Leading Players:

Bill Sherwood (Sr. F) — 14.7 ppg, 3.4 rpg  
 Gary Payton (So. G) — 14.5 ppg, 7.4 apg  
 Earl Martin (So. F) — 12.3 ppg, 5.4 rpg  
 Eric Knox (Jr. G) — 12.2 ppg, 4.1 rpg, 3.7 apg

11/27	\$	Clemson	N	L	54-69	5,637
12/3	UC Santa Barbara	A	L	70-71	3,575	
12/5	Portland	A	W	74-62	4,317	
12/9	Loyola Marymount	H	W	84-69	5,210	
12/12	U.S. International	H	W	85-57	6,098	
12/19	Wichita State	H	L	57-60	6,214	
12/26	@ Texas Christian	N	W	63-49	6,836	
12/28	@ Lamar	N	W	62-44	6,773	
12/29	@ Oregon	N	W	62-51	8,930	
1/7	* UCLA	A	W	65-64	7,721	
1/9	* USC	A	W	80-77ot	2,216	
1/14	* Arizona (#1)	H	L	48-70	10,400	
1/16	* Arizona State	H	W	76-68	8,529	
1/21	* Washington	A	L	59-63	4,038	
1/23	* Washington State	A	L	49-56	4,172	
1/28	* Stanford	H	L	65-78	6,292	
1/30	* California	H	W	82-46	7,201	
2/4	* USC	H	W	84-57	6,773	
2/7	* UCLA	H	W	73-68	7,612	
2/11	* Arizona State	A	W	78-75	4,335	
2/14	* Arizona (#3)	A	L	62-77	13,257	
2/18	* Washington State	H	W	62-48	6,469	
2/20	* Washington	H	W	69-57	10,400	
2/25	* California	A	W	65-54	6,450	
2/27	* Stanford	A	W	63-61	7,387	
3/3	* Oregon	H	W	59-47	10,400	
3/5	* Oregon	A	L	61-62	10,099	
3/11	# Washington	N	W	80-61	13,061	
3/12	# Washington State	N	W	74-68ot	13,549	
3/13	# Arizona (#3)	A	L	67-93	13,796	
3/17	% Louisville	N	L	61-70	10,566	

\* Pac-10 contest (t-2nd place)  
 \$ at Taiwan  
 @ Far West Classic (Portland)  
 # Pac-10 Tournament (Tucson, Ariz.)  
 % NCAA Southeast Regional (Atlanta, Ga.)  
 Total Home Attendance — 91,598 (average 7,633)

1988-89

NCAA TOURNAMENT

(22-8, 13-5) Head Coach: Ralph Miller

Leading Players:

Gary Payton (Jr. G) — 20.1 ppg, 4.1 rpg, 8.1 apg  
 Eric Knox (Sr. G) — 16.4 ppg, 3.9 rpg, 3.9 apg  
 Will Brantley (So. G) — 10.5 ppg, 4.0 rpg  
 Teo Ailbegovic (Fr. F) — 10.4 ppg

11/26	Portland	H	W	106-59	7,312
12/3	Kansas State	H	W	66-48	9,984
12/7	Loyola Marymount	A	W	100-90	4,025
12/10	Boise State	A	L	43-53	9,956
12/17	* Stanford	A	L	59-87	7,450
12/19	Gonzaga	H	W	74-51	6,483
12/23	* Arizona (#9)	H	L	69-73	10,400
12/28	@ St. Joseph's	N	W	89-67	9,288
12/29	@ Michigan State	N	W	63-58	8,484
12/30	@ Clemson	N	W	72-58	9,307
1/5	* USC	H	W	64-55	9,785
1/8	* UCLA	H	W	82-69	10,285
1/12	* Arizona (#12)	A	L	64-85	13,599
1/14	* Arizona State	A	W	85-65	3,975
1/19	* Washington	H	W	71-70	7,773
1/21	* Washington State	H	W	90-63	10,219
1/26	* California	A	W	69-64ot	6,578
2/2	* USC	A	W	74-65	2,016
2/5	* UCLA	A	L	75-92	8,636
2/9	* Arizona State	H	W	89-83	7,776
2/11	Marquette	A	W	76-73	12,786
2/16	* Washington State	A	W	83-70	2,940
2/18	* Washington	A	W	106-66	4,809
2/23	* California	H	W	60-54	8,644
2/25	* Stanford (#16)	H	L	58-60	10,400
3/2	* Oregon	A	W	73-69	9,038
3/5	* Oregon	H	W	98-79	10,400
3/10	# California	N	W	79-66	7,195
3/11	# Arizona (#1)	N	L	87-98	10,565
3/15	% Evansville	N	L	90-94ot	12,787

\* Pac-10 contest (t-3rd place) @ Far West Classic (Portland)  
 # Pac-10 Tournament (Los Angeles/Forum)  
 % NCAA West Regional (Salt Lake City, Utah)  
 Total Home Attendance — 109,461 (average 9,122)

1989-90

PACIFIC-10 CONFERENCE CO-CHAMPIONS

NCAA TOURNAMENT

(22-7, 15-3) Head Coach: Jim Anderson

Leading Players:

Gary Payton (Sr. G) — 25.7 ppg, 4.7 rpg, 8.1 apg  
 Earl Martin (Sr. F) — 11.9 ppg, 5.2 rpg  
 Will Brantley (Jr. G) — 11.0 ppg, 4.0 rpg  
 Teo Ailbegovic (Jr. F) — 8.9 ppg, 3.3 rpg

11/24	Marquette	H	W	71-57	9,826
11/30	* Arizona State	H	W	87-64	8,677
12/2	* Arizona (#2)	H	W	84-61	10,275
12/8	Memphis State (#16)	A	L	72-78	8,007
12/10	Tennessee	A	W	96-90ot	7,839
12/16	Gonzaga	A	W	82-61	3,309
12/19	Loyola Marymount	H	L	113-117	9,183
12/22	Boise State	H	W	76-42	8,289
12/27	@ Boston U.	N	W	86-66	10,490
12/29	@ Louisiana Tech	N	W	82-81	11,015
12/30	@ Oregon	N	W	71-68	12,105
1/5	* Stanford	A	W	77-76ot	6,623
1/7	* California	A	W	64-58	6,578
1/13	* Oregon	A	W	69-67	10,063
1/18	* Washington State	H	W	79-64	9,814
1/20	* Washington	H	W	70-63	10,400
1/25	* USC	A	L	92-82	2,129
1/27	* UCLA (#23)	A	L	80-94	12,525
2/1	* California	H	W	98-81	9,580
2/3	* Stanford	H	W	84-70	10,400
2/11	* Oregon	H	W	57-55	10,400
2/15	* Washington	A	L	57-66	4,534
2/18	* Washington State	A	W	83-63	3,408
2/22	* USC	H	W	98-94ot	9,878
2/24	* UCLA	H	W	83-74	10,400
3/1	* Arizona State	A	W	73-59	7,188
3/3	* Arizona (#23)	A	L	60-87	13,658
3/9	# Arizona State	A	L	75-83	4,380
3/15	% Ball State	N	L	53-54	10,020

\* Pac-10 contest (t-1st place) @ Far West Classic (Portland)  
 # Pac-10 Tournament (Tempe, Ariz.)  
 % NCAA West Regional (Salt Lake City, Utah)  
 Total Home Attendance — 117,122 (average 9,760)

1990-91

(14-14, 8-10) Head Coach: Jim Anderson

Leading Players:

Teo Ailbegovic (Sr. F) — 18.1 ppg, 4.2 rpg  
 Will Brantley (Sr. G) — 13.3 ppg, 4.9 rpg  
 Chad Scott (So. F) — 12.8 ppg, 8.3 rpg  
 Mario Jackson (Jr. F) — 11.7 ppg, 5.2 rpg

11/28	Fresno State	H	W	89-76	7,341
12/7	\$ Illinois	A	L	78-112	8,008
12/8	\$ Long Beach State	N	W	75-72	12,098
12/12	New Orleans	A	L	64-68ot	2,085
12/15	Minnesota	A	L	53-64	14,868
12/19	Memphis State	H	W	78-74	6,254
12/22	Tennessee	H	W	82-66	7,294
12/27	Western Michigan	H	W	101-76	6,129
12/29	@ Oregon	N	L	71-78	7,642
1/3	* Stanford	H	W	73-66	9,013
1/5	* California	H	W	59-55	9,563
1/7	Gonzaga	H	W	74-65	7,498
1/12	* Oregon	H	W	84-76	10,400
1/17	* Washington State	A	L	77-99	5,250
1/19	* Washington	A	W	70-60	3,289
1/24	* UCLA (#11)	H	W	97-96ot	9,628
1/26	* USC	H	L	68-70	9,719
1/31	* California	A	L	76-83	6,578
2/2	* Stanford	A	L	59-64	6,100
2/6	* Oregon	A	L	66-83	9,756
2/14	* Washington	H	W	80-63	7,891
2/16	* Washington State	H	W	87-85ot	10,400
2/21	* USC	A	L	75-85	3,521
2/23	* UCLA (#17)	A	L	56-87	10,618
2/28	* Arizona (#7)	H	L	65-103	8,639
3/2	* Arizona State	H	W	91-69	7,589
3/7	* Arizona (#9)	A	L	67-82	13,819
3/9	* Arizona State	A	L	69-84	11,326

\* Pac-10 contest (t-5th place)  
 \$ Illini Classic (Champaign, Ill.)  
 @ at Portland  
 Total Home Attendance: 117,358 (average 8,383)

1991-92

(15-16, 7-11) Head Coach: Jim Anderson

Leading Players:

Scott Haskin (Jr. C) — 18.0 ppg, 6.5 rpg, 2.2 bpg  
 Charles McKinney (Jr. G) — 11.7 ppg, 3.3 apg  
 Mario Jackson (Sr. F) — 8.9 ppg, 4.4 rpg  
 Kareem Anderson (Fr. G) — 8.6 ppg

11/26	New Orleans	H	W	79-58	6,761
11/29	Alaska-Anchorage	A	W	80-66	6,829
11/30	\$ UMass	N	L	65-74	5,639
12/1	\$ Eastern Michigan	N	W	87-72	4,773
12/5	Western Michigan	A	L	76-87	2,055
12/7	Ohio State (#4)	A	L	56-84	13,276
12/14	SW Missouri State	H	W	72-63	6,102
12/18	Oral Roberts	H	W	112-87	7,083
12/21	Fresno State	A	L	72-83	10,072
12/27	@ LaSalle	A	L	92-80	7,020
12/28	@ Minnesota	N	W	92-80	6,959
1/2	Sacramento State	H	W	104-89	6,701
1/3	James Madison	H	L	68-80	7,342
1/9	* Stanford	H	L	64-67	9,443
1/11	* California	H	W	77-65	8,826
1/16	* USC	A	L	73-90	3,687
1/18	* UCLA (#2)	A	L	81-87ot	11,921
1/23	* Washington	H	W	82-58	8,743
1/25	* Washington State	H	L	69-81	7,439
1/30	* Arizona State	A	W	61-47	7,892
2/2	* Arizona (#9)	A	L	58-86	13,918
2/8	* Oregon	A	L	63-64	7,784
2/13	* UCLA (#3)	H	L	62-72	9,374
2/15	* USC (#13)	H	W	92-78	10,400
2/20	* Washington State	A	L	84-87ot	4,025
2/23	* Washington	A	W	77-67	3,937
2/27	* Arizona State	H	W	80-72	8,262
2/29	* Arizona (#5)	H	L	62-70	9,429
3/7	* Oregon	H	W	62-54	10,400
3/12	* California	A	L	66-79	6,578
3/14	* Stanford	A	L	56-76	7,320

\* Pac-10 contest (7th place)  
 \$ Great Alaska Shootout (Anchorage, Alaska)  
 @ Far West Classic (Portland)  
 Total Home Attendance — 116,305 (average 8,308)

1992-93

(13-14, 9-9) Head Coach: Jim Anderson

Leading Players:

Scott Haskin (Sr. C) — 16.7 ppg, 8.2 rpg, 1.9 bpg  
 Chad Scott (Sr. F) — 14.1 ppg, 6.9 rpg  
 Charles McKinney (Sr. G) — 10.0 ppg, 3.3 apg  
 Mustapha Hoff (Jr. F) — 9.5 ppg, 4.5 rpg

12/1	Pacific (Calif.)	H	W	79-62	5,912
12/3	Oklahoma (#15)	A	L	75-78	8,217
12/5	Seattle Pacific	H	W	69-62	6,384
12/12	SW Missouri State	A	L	48-63	7,901
12/19	North Carolina State	A	L	68-69	7,125
12/22	James Madison	A	L	56-70	5,100
12/28	@ Ohio State	N	L	77-85	10,813
12/29	@ BYU (#25)	N	W	93-79	10,535
1/2	UC San Diego	H	W	97-39	5,382
1/7	* Stanford	A	W	77-66	3,707
1/9	* California	A	W	64-63	6,578
1/14	* USC	H	W	68-57	8,109
1/16	* UCLA (#16)	H	W	79-73	9,632
1/21	* Washington	A	W	73-70	3,357
1/23	* Washington State	A	L	51-56	5,231
1/28	* Arizona State	H	L	73-82	7,657
1/30	* Arizona (#8)	H	L	54-57	10,103
2/6	* Oregon	H	W	83-75	10,400
2/11	* UCLA	A	L	75-76	7,921
2/13	* USC	A	L	60-69	3,569
2/18	* Washington State	H	W	59-58	7,359
2/20	* Washington	H	L	51-61	8,482
2/25	* Arizona (#4)	A	L	70-81	14,001
2/27	* Arizona State	A	L	61-76	8,162
3/6	* Oregon	A	W	54-48	8,681
3/11	* California	H	L	72-78	7,928
3/13	* Stanford	H	W	82-65	6,932

\* Pac-10 contest (t-5th place)  
 @ Far West Classic (Portland)  
 Total Home Attendance — 94,280 (average 7,857)

1993-94

(6-21, 2-16) Head Coach: Jim Anderson

Leading Players:

Brent Barry (Jr. G) — 15.2 ppg, 5.2 rpg, 3.5 apg  
 Stephane Brown (Jr. G) — 14.0 ppg, 4.6 apg  
 Kareem Anderson (Jr. F) — 13.6 ppg, 5.3 rpg  
 Jerahn Brown (Fr. C) — 8.0 ppg, 5.9 rpg

12/4	Oklahoma	H	L	87-93	6,953
12/10	\$ Oklahoma Baptist	N	L	69-85	5,000
12/11	\$ Nicholls State	N	L	86-93	1,400

1995-96

(6-21, 4-14) Head Coach: Eddie Payne

Leading Players:  
 J.D. Vetter (Sr. G) — 10.1 ppg  
 Rob Williams (So. G) — 9.6 ppg  
 Markee Brown (Jr. G) — 8.9 ppg, 4.5 rpg  
 Sonny Benjamin (So. F) — 8.8 ppg, 4.5 rpg

11/25	@ Santa Clara	N	L	45-50	5,507
11/30	Portland	A	L	50-61	2,423
12/2	UC Irvine	H	W	64-57	3,851
12/9	Long Beach State	H	L	54-65	3,762
12/16	Texas	A	L	54-83	9,934
12/18	New Orleans	A	W	68-61	1,444
12/29	@ Mississippi St. (#17)	N	L	62-76	10,167
12/30	@ Oregon	N	L	50-75	10,771
1/3	MSU-Billings	H	L	74-79	3,187
1/6	* Oregon	A	L	59-70	7,665
1/11	* Washington	H	W	63-55	4,318
1/13	* Washington State	H	L	62-76	5,548
1/18	* California	A	W^	52-70	6,578
1/20	* Stanford	A	L	51-84	5,569
1/25	* Arizona (#14)	H	L	59-66	5,283
1/27	* Arizona State	H	L	75-93	5,011
2/1	* USC	A	L	47-64	2,122
2/3	* UCLA (#19)	A	L	60-69	11,280
2/8	* Washington State	A	L	42-61	8,940
2/10	* Washington	A	L	40-50	5,736
2/15	* Stanford (#20)	H	L	50-65	4,485
2/17	* California	H	W^	51-57	4,755
2/22	* Arizona State	A	L	58-63ot	8,903
2/24	* Arizona (#13)	A	L	60-84	14,221
2/29	* UCLA (#17)	A	L	66-68	5,873
3/2	* USC	H	W	56-54	5,038
3/9	* Oregon	H	L	46-62	7,917

\* Pac-10 contest (9th place)  
 @ Far West Classic (Portland/Rose Garden)  
 Total Home Attendance — 59,028 (average 4,919)  
 Note: California later forfeited both games.

1996-97

(7-20, 3-15) Head Coach: Eddie Payne

Leading Players:  
 Carson Cunningham (Fr. G) — 14.9 ppg, 4.7 rpg  
 Corey Benjamin (Fr. G) — 14.9 ppg, 4.0 rpg  
 Ron Grady (Fr. G) — 9.3 ppg  
 Terrill Woods (Jr. F) — 7.2 ppg, 5.7 rpg

11/26	Portland	H	W	81-64	5,666
11/30	Nebraska	A	L	67-75	11,007
12/3	Long Beach State	A	L	56-68	3,113
12/7	Azusa Pacific	H	W	79-64	5,480
12/14	Portland State	H	W	79-60	5,753
12/18	Texas (#14)	H	L	83-86	6,767
12/20	Northeastern Illinois	A	L	63-78	450
12/27	@ Bradley	N	W	72-60	12,150
12/28	@ Oregon (#24)	N	L	64-66	13,415
1/4	* Oregon (#20)	H	L	69-91	10,400
1/9	* Washington	A	L	72-77	5,519
1/11	* Washington State	A	L	64-80	5,417
1/16	* California	H	L	70-80	5,709
1/18	* Stanford (#15)	H	W	86-77	7,904
1/23	* Arizona (#11)	A	L	48-99	14,259
1/25	* Arizona State	A	L	75-78ot	3,712
1/30	* USC	H	L	68-71	6,255
2/1	* UCLA	H	L	68-74	8,307
2/6	* Washington State	H	W	61-49	6,462
2/8	* Washington	H	L	78-87	9,881
2/13	* Stanford (#22)	A	L	54-87	5,882
2/15	* California	A	L	68-90	6,578
2/20	* Arizona State	H	W	71-67	5,459
2/22	* Arizona (#13)	H	L	64-74	6,426
2/27	* UCLA (#10)	A	L	69-81	11,048
3/1	* USC	A	L	62-83	4,431
3/8	* Oregon	A	L	73-88	10,024

\* Pac-10 contest (9th place)  
 @ Far West Classic (Portland/Rose Garden)  
 \$ at Spokane, Wash.  
 Total Home Attendance — 90,469 (average 6,959)

1997-98

(13-17, 3-15) Head Coach: Eddie Payne

Leading Players:  
 Corey Benjamin (So. G) — 19.8 ppg, 5.0 rpg  
 Jerome Vaden (Sr. G) — 10.8 ppg  
 Ron Grady (So. G) — 10.4 ppg, 4.1 rpg  
 Deaundra Tanner (Fr. G) — 9.0 ppg, 3.0 rpg  
 John-Blair Bickerstaff (So. F) — 8.6 ppg, 4.7 rpg

11/20	Cal State Northridge	H	W	91-79	6,249
11/25	UC San Diego	H	W	116-78	6,492
11/29	Sacramento State	H	W	89-56	6,534
12/4	UC Irvine	A	W	65-43	1,182
12/6	Santa Clara	A	L	55-68	2,236
12/13	Northeastern Illinois	H	W	92-60	5,782
12/16	St. Martin's	H	W	73-61	4,719
12/20	@ Utah (#7)	N	L	61-69	8,585
12/28	Hawaii-Hilo	A	W	79-68	500
12/29	\$ Kent State	N	W	76-68	250
12/30	\$ Boise State	N	W	71-60	400
1/3	* Stanford (#7)	H	L	48-68	8,133
1/5	* California	H	L	70-84	6,269
1/8	* UCLA (#10)	A	L	72-90	9,614
1/10	* USC	A	L	67-71	2,735
1/15	* Washington State	H	L	53-69	6,133
1/17	* Washington	H	L	55-70	6,236
1/22	* Arizona State	A	W	70-61	4,482
1/25	* Arizona (#6)	A	L	80-93	14,525
1/28	Portland State	H	W	67-63	5,163
1/31	* Oregon	A	L	67-74	9,087
2/5	* USC	H	W	83-74ot	5,584
2/7	* UCLA (#6)	A	L	75-84	10,400
2/12	* Washington	A	L	74-84	5,119
2/14	* Washington State	A	L	68-80	2,000
2/19	* Arizona (#3)	H	L	70-71	7,527
2/21	* Arizona State	H	L	63-70	6,201
2/28	* Oregon	H	L	48-50	9,191
3/5	* California	A	W	46-43	8,072
3/7	* Stanford (#11)	A	L	77-85	7,391

\* Pac-10 contest (t-9th place)  
 @ at Portland (Rose Garden)  
 \$ at Hilo, Hawaii  
 Total Home Attendance — 100,613 (average 6,708)

1998-99

(13-14, 7-11) Head Coach: Eddie Payne

Leading Players:  
 Deaundra Tanner (So. G) — 15.8 ppg, 4.7 rpg  
 Josh Steinthal (So. G) — 11.9 ppg  
 Jason Heide (So. C) — 10.9 ppg, 5.6 rpg  
 Ramunas Petraitis (Jr. G) — 6.4 ppg  
 Clifton Jones (Jr. F) — 5.0 ppg, 6.4 rpg

11/19	Idaho State	H	W	63-53	4,251
11/28	UC Irvine	H	W	80-70	4,065
12/1	@ Colorado State	N	L	50-64	2,735
12/4	Arkansas-Pine Bluff	H	W	74-56	4,281
12/17	Chicago State	H	W	87-56	4,003
12/21	BYU-Hawaii	A	W	50-45	407
12/22	\$ Alabama	N	L	49-59	417
12/23	\$ Tulsa	N	L	57-59	427
12/30	Notre Dame (Calif.)	H	W	71-39	4,382
1/2	* Stanford (#5)	A	L	56-72	7,391
1/4	* California	A	L	52-54	8,574
1/7	* UCLA (#8)	H	W	65-63	7,232
1/9	* USC	H	W	69-66ot	7,196
1/14	* Washington	A	L	50-70	6,858
1/16	* Washington State	A	L	79-84	5,767
1/21	* Arizona State	H	W	81-51	6,116
1/23	* Arizona (#9)	H	W	60-59	10,204
1/30	* Oregon	H	W	48-45	10,400
2/4	* USC	A	L	61-86	2,580
2/7	* UCLA (#13)	A	L	67-85	9,472
2/11	* Washington	H	L	69-82	7,024
2/13	* Washington State	H	W	83-64	7,381
2/18	* Arizona (#8)	A	L	72-89	14,431
2/20	* Arizona State	A	L	66-87	5,002
2/27	* Oregon	A	L	68-73	9,087
3/4	* California	H	L	61-68	6,003
3/6	* Stanford (#6)	H	W	59-45	9,003

\* Pac-10 contest (t-7th place)  
 @ at Portland (Rose Garden)  
 \$ Pearl Harbor Classic (Lais, Hawaii)  
 Total Home Attendance — 91,541 (average 6,539)

1999-2000

(13-16, 5-13) Head Coach: Eddie Payne

Leading Players:  
 Deaundra Tanner (Jr. G) — 14.2 ppg, 5.1 rpg  
 Brian Jackson (Fr. F) — 12.5 ppg, 5.1 rpg  
 Jason Heide (Jr. C) — 10.7 ppg, 5.0 rpg  
 Josh Steinthal (Jr. G) — 9.0 ppg  
 Clifton Jones (Sr. F) — 8.3 ppg, 5.7 rpg

11/23	Chico State	H	W	92-48	4,485
11/26	\$ South Carolina State	N	W	92-57	800
11/27	\$ Mississippi	N	L	58-77	800
11/28	\$ Clemson	N	W	53-35	1,518
12/1	Idaho	H	W	66-49	5,204
12/4	Colorado State	A	L	78-83	3,569
12/11	Denver	H	W	70-63	5,230
12/15	Eastern Washington	H	W	78-82	4,243
12/20	Wyoming	H	W	83-77	5,137
12/26	Utah	A	L	77-87	13,493
1/4	Texas A&M-C. Christi	H	W	82-70	4,072
1/8	* Oregon	H	L	49-67	10,400
1/13	* Stanford (#3)	H	L	45-73	6,823
1/15	* California	H	L	65-71	5,533
1/20	* Washington State	A	W	77-73	2,787
1/23	* Washington	A	W	74-57	7,912
1/27	* UCLA	H	L	74-85	6,014
1/29	* USC (#23)	H	L	69-82	6,099
2/3	* Arizona State	A	L	64-75	8,564
2/5	* Arizona (#9)	A	L	73-90	14,545
2/10	* California	A	L	68-70	10,846
2/12	* Stanford (#2)	A	L	56-82	7,391
2/17	* Washington	H	W	71-47	4,239
2/19	* Washington State	H	W	64-56	6,224
2/24	* USC	A	L	71-82	3,166
2/26	* UCLA	A	L	59-69	9,759
3/2	* Arizona (#3)	H	W	70-69ot	5,538
3/4	* Arizona State	H	L	74-77ot	6,733
3/11	* Oregon	A	L	65-83	9,087

\* Pac-10 contest (t-8th place)  
 \$ SoCon Holiday Hoops Tournament (Greenville, S.C.)  
 @ at Portland (Rose Garden)  
 Total Home Attendance — 85,974 (average 5,732)

2000-01

(10-20, 4-14) Head Coach: Ritchie McKay

Leading Players:  
 Jason Heide (Sr. C) — 13.8 ppg, 5.5 rpg  
 Deaundra Tanner (Sr. G) — 10.9 ppg, 3.5 rpg  
 Brian Jackson (So. F) — 9.7 ppg, 4.2 rpg  
 Jimmie Haywood (So. G) — 8.9 ppg  
 Adam Masten (Jr. G) — 8.4 ppg, 4.5 rpg

11/17	Cal State Fullerton	H	W	68-35	4,712
11/20	Southern Colorado	H	W	91-23	3,167
11/24	@ Appalachian State	N	W	60-37	250
11/25	@ Long Beach State	N	W	78-66	250
11/26	@ Oklahoma (#19)	N	L	60-78	250
12/2	* San Diego	A	L	71-80	4,003
12/9	UC Riverside	H	L	63-67	3,370
12/13	Denver	A	L	53-54	1,599
12/16	\$ Wyoming	N	L	53-65	5,992
12/19	Eastern Washington	H	W	58-50	3,715
12/23	South Carolina State	H	W	62-46	3,620
12/28	% LSU	N	L	68-78	6,215
1/6	* Oregon	A	L	66-84	9,087
1/11	* Stanford (#1)	A	L	49-73	7,391
1/13	* California	A	L	67-81	9,553
1/18	* Washington State	H	W	67-62	5,312
1/20	* Washington	H	W	63-56	5,820
1/25	* UCLA	A	L	40-67	6,208
1/27	* USC (#25)	A	L	47-73	4,224
2/1	* Arizona State	H	L	58-73	5,479
2/3	* Arizona (#7)	H	L	41-68	8,722
2/8	* California	H	L	69-72ot	4,612
2/10	* Stanford (#2)	H	L	63-82	8,437
2/15	* Washington	A	W	83-69	6,242
2/17	* Washington State	A	L	53-57	3,307
2/22	* USC	H	W	67-52	4,123
2/24	* UCLA (#15)	H	L	65-68ot	8,607
3/1	* Arizona (#9)	A	L	54-65	14,532
3/3	* Arizona State	A	L	59-61	6,013
3/10	* Oregon	H	L	60-69	8,870

\* Pac-10 contest (t-9th place)  
 @ Big Island Invitational (Hilo, Hawaii)  
 \$ at Casper, WY  
 % Sugar Bowl Classic (New Orleans, La.)  
 Total Home Attendance: 78,566 (average 5,612)

2001-02

(12-17, 4-14) Head Coach: Ritchie McKay

Leading Players:  
 Philip Ricci (Jr. F) — 16.2 ppg, 7.1 rpg  
 Brian Jackson (Jr. F) — 11.5 ppg, 3.8 rpg  
 Jimmie Haywood (Jr. G) — 9.0 ppg  
 Adam Masten (Sr. G) — 7.6 ppg, 2.9 rpg  
 J.S. Nash (Fr. G) — 5.7 ppg, 2.1 rpg

11/17	Northern Colorado	H	W	64-59	6,201
11/22	@ Texas (#23)	N	L	68-78	5,777
11/23	@ St. John's	N	L	63-66	6,505
11/24	Alaska-Anchorage	A	W	72-63	5,987
11/26	San Diego	H	W	65-56	4,232
11/30	Southern Utah	H	W	73-63	4,354
12/12	% Portland State	A	W	51-46	2,811
12/15	Cal Poly SLO	A	L	68-72	2,974
12/20	* Arizona (#11)	H	L	73-76	7,767
12/22	* Arizona State	H	W	62-57	5,821
12/27	Indiana-Purdue F.W.	H	W	84-59	4,234
12/31	Lehigh	H	W	78-55	2,997
1/4	* Arizona State	A	L	58-67	6,284
1/6	* Arizona (#15)	A	L	87-93	14,242
1/10	* Stanford (#14)	H	L	50-67	8,156
1/12	* California	H	L	53-61	6,523
1/19	* Oregon (#23)	H	L	51-63	9,479
1/24	* Washington State	A	W	74-72	2,592
1/26	* Washington	A	W	68-53	6,416
1/31	* USC (#23)	H	L	51-64	6,065
2/2	* UCLA (#13)	H	L	48-70	9,039
2/7	* California	A	L	58-73	9,212
2/9	* Stanford (#20)	A	L	55-77	5,905
2/16	* Oregon (#17)	A	L	62-91	9

**2003-04**  
**(12-16, 6-12) Head Coach: Jay John**

Leading Players:  
David Lucas (Sr. F) — 17.2 ppg, 6.9 rpg  
Chris Stephens (So. G) — 15.8 ppg  
J.S. Nash (Sr. G) — 10.5 ppg, 3.6 rpg, 3.8 apg  
Jim Hanchett (Jr. F) — 7.3 ppg, 5.5 rpg  
Lamar Hurd (So. G) — 5.3 ppg, 4.9 apg

11/22	Prairie View A&M	H	W	70-53	2,843
11/25	Portland	H	L	89-97ot	3,073
11/29	Indiana-Purdue F.W.	H	W	57-55	3,279
12/1	Colorado	A	L	66-81	4,096
12/6	Kansas State	H	W	87-82ot	3,447
12/12	Willamette	H	W	84-53	3,012
12/15	Hawaii	A	L	67-70ot	5,752
12/20	Boise State	H	L	80-82	3,471
12/22	Sacramento State	H	W	76-73	3,153
12/28	Jackson State	H	W	71-59	3,852
1/2	* UCLA	A	L	66-77	8,792
1/4	* USC	A	L	82-91	2,746
1/10	* Oregon	H	W	90-81	10,036
1/15	* Washington State	H	W	52-41	9,951
1/17	* Washington	H	L	99-103ot	6,214
1/22	* Arizona (#14)	A	L	75-109	14,545
1/24	* Arizona State	A	L	79-83	8,711
1/29	* Stanford (#2)	H	L	48-62	6,851
1/31	* California	H	L	74-88	6,863
2/7	* Oregon	A	L	74-81	9,087
2/12	* Washington State	A	W	65-58	3,947
2/14	* Washington	A	L	79-80	7,822
2/19	* Arizona State	H	W	68-61	6,023
2/21	* Arizona (#14)	H	W	90-84	9,248
2/26	* Stanford (#1)	A	L	47-73	7,391
2/28	* California	A	L	58-75	11,514
3/4	* UCLA	H	W	65-56	6,384
3/6	* USC	H	L	60-63	7,159

\* Pac-10 contest (9th place)  
Total Home Attendance — 90,859 (average 5,345)

**2004-05**  
**(17-15, 8-10) Head Coach: Jay John**

Leading Players:  
David Lucas (Sr. F) — 18.5 ppg, 7.0 rpg  
Nick DeWitz (Jr. F) — 14.0 ppg, 5.8 rpg, 2.0 bpg  
Chris Stephens (Jr. G) — 9.8 ppg  
J.S. Nash (Sr. G) — 9.3 ppg, 3.3 rpg, 3.0 apg  
Sasa Cucic (Fr. F) — 9.2 ppg, 3.9 rpg

11/17	@ Siena	N	W	69-67	9,302
11/18	@ East Carolina	N	L	62-64	8,164
11/19	@ Elon	W	W	65-55	13,852
11/26	UNLV	A	L	61-86	12,896
12/1	Portland	H	W	66-63	4,227
12/4	Colorado	H	W	98-87	5,668
12/11	@ Georgia	N	L	74-76ot	11,128
12/13	Bethune-Cookman	H	W	69-56	3,672
12/18	Boise State	A	W	90-79	4,943
12/21	Prairie View A&M	A	W	67-63	414
12/28	Sacramento State	H	W	86-59	4,592
12/31	* UCLA	H	W	85-80	9,042
1/2	* USC	H	W	74-64	7,181
1/8	* Oregon	A	L	64-73	9,087
1/13	* Washington State	A	L	45-63	3,502
1/15	* Washington (#14)	A	L	68-108	10,000
1/20	* Arizona State	H	W	88-66	5,552
1/22	* Arizona (#13)	H	L	83-92	10,016
1/27	* Stanford	A	L	65-69	5,749
1/29	* California	A	L	66-91	8,841
2/5	* Oregon	H	W	76-72	10,312
2/10	* Washington State	H	W	58-51	5,834
2/13	* Washington (#11)	H	W	90-73	9,696
2/17	* Arizona State	A	L	73-75	6,430
2/20	* Arizona (#10)	A	L	70-91	14,592
2/24	* Stanford	H	W	84-83	6,568
2/26	* California	H	W	82-63	9,491
3/3	* UCLA	A	L	61-69	10,947
3/5	* USC	A	L	68-78	2,755
3/10	# UCLA	N	W	79-72	14,014
3/11	# Arizona (#8)	N	L	59-90	15,068
3/16	% Cal State Fullerton	H	L	83-85ot	6,394

\* Pac-10 contest (5th place)  
@ BCA Invitational (Raleigh, N.C.)  
& Chick-fil-A Peach Bowl for Kids (Atlanta, Ga.)  
# Pac-10 Tournament (Los Angeles/Staples Center)  
% NIT Tournament  
Total Home Attendance — 98,245 (average 7,018)

**2005-06**  
**(13-18, 5-13) Head Coach: Jay John**

Leading Players:  
Sasa Cucic (So. F) — 13.5 ppg, 4.5 rpg  
Nick DeWitz (Sr. F) — 11.6 ppg, 4.8 rpg, 2.1 bpg  
Chris Stephens (Sr. G) — 11.5 ppg  
Marcel Jones (So. F) — 9.2 ppg, 6.7 rpg  
Kyle Jeffers (Jr. C) — 6.3 ppg, 4.2 rpg

11/20	Tennessee Tech	A	L	62-90	2,181
11/22	Prairie View A&M	H	W	88-71	4,556
11/26	Fresno State	A	L	73-80	9,585
12/3	UNLV	H	W	69-63	6,561
12/10	Portland	A	L	62-76	3,013
12/14	Northern Colorado	H	W	70-52	3,784
12/17	@ Georgia	N	W	64-60	3,240
12/21	% Northwestern State	N	L	61-72	1,379
12/22	% South Florida	N	W	61-56	434
12/23	% Western Michigan	N	W	73-68	482
12/28	Texas-Pan American	H	W	78-54	3,272
12/31	* Oregon	A	L	64-70	8,301
1/5	* Stanford	A	L	66-80	4,103
1/7	* California	A	W	72-64	8,956
1/12	* Arizona (#24)	H	W	75-65	8,258
1/14	* Arizona State	H	L	63-65ot	8,508
1/19	* Washington (#10)	A	L	65-69	10,000
1/21	* Washington State	A	W	59-50	5,621
1/26	* USC	H	L	70-72ot	6,323
1/28	* UCLA (#17)	H	L	54-63	8,250
2/2	* California	H	L	52-69	5,982
2/4	* Stanford	H	L	64-71	6,514
2/9	* Arizona State	A	L	59-76	6,227
2/11	* Arizona	A	L	58-80	14,624
2/16	* Washington State	H	W	71-62	4,956
2/18	* Washington (#20)	H	L	63-96	9,512
2/23	* UCLA (#19)	A	L	60-78	8,707
2/25	* USC	A	L	84-89	5,350
3/4	* Oregon	H	W	65-62	9,552
3/8	# Arizona State	N	W	71-68	7,936
3/9	# UCLA (#13)	N	L	47-79	15,144

\* Pac-10 contest (1-8th place)  
@ at Portland (Rose Garden)  
% Rainbow Classic (Honolulu, Hawaii)  
# Pac-10 Tournament (Los Angeles/Staples Center)  
Total Home Attendance — 86,028 (average 6,618)

**2006-07**  
**(11-21, 3-15) Head Coach: Jay John**

Leading Players:  
Marcel Jones (Jr. F) — 15.3 ppg, 5.7 rpg  
Sasa Cucic (Jr. F) — 11.6 ppg  
Josh Tarver (Fr. G) — 9.2 ppg, 3.8 apg  
Kyle Jeffers (Sr. C) — 6.8 ppg, 5.8 rpg  
Wesley Washington (Jr. G) — 6.1 ppg, 2.5 apg

11/10	@ Portland	H	W	65-48	4,524
11/11	@ Southeastern La.	H	L	63-65	3,717
11/12	@ Cal Poly	H	W	78-65	3,489
11/15	Nevada (#24)	H	L	47-75	5,014
11/19	Hawaii	A	L	41-85	6,115
11/24	Northern Colorado	A	W	69-67	870
11/26	Montana State	A	W	72-63	2,413
12/2	Fresno State	H	L	69-74	4,836
12/9	Bethune-Cookman	H	W	72-49	3,335
12/11	Western Oregon	H	W	71-58	2,189
12/17	LSU (#12)	H	L	53-60	6,724
12/19	Howard	H	W	84-67	2,877
12/21	Mercer	H	W	93-62	1,221
12/30	* Oregon (#20)	H	L	73-76	8,719
1/4	* UCLA (#1)	H	L	56-71	6,834
1/6	* USC	A	L	46-91	5,973
1/11	* Arizona (#10)	H	L	72-83	14,428
1/13	* Arizona State	A	W	67-59	6,008
1/18	* California	H	L	74-77	6,023
1/20	* Stanford	H	L	56-67	7,145
1/25	* Washington St. (#20)	A	L	55-70	6,816
1/27	* Washington	A	L	74-91	10,000
2/1	* USC	A	L	56-73	6,934
2/3	* UCLA (#5)	A	L	53-82	11,095
2/8	* Arizona (#24)	H	L	66-72	5,928
2/10	* Arizona State	H	W	59-55	5,883
2/15	* Stanford	A	L	55-70	7,005
2/17	* California	A	L	80-84ot	8,009
2/22	* Washington	H	W	73-65	5,615
2/24	* Washington State (#9)	H	L	54-58	8,082
3/3	* Oregon (#17)	A	L	49-70	9,087
3/7	# California	N	L	51-70	15,119

\* Pac-10 contest (9th place)  
@ Oregon Rain Invitational (Corvallis)  
# Pac-10 Tournament (Los Angeles/Staples Center)  
Total Home Attendance — 98,128 (average 5,165)

**2007-08**  
**(6-25, 0-18) Head Coach: Jay John/Kevin Mouton\***

Leading Players:  
Marcel Jones (Sr. F) — 10.4 ppg, 5.7 rpg  
Seth Tarver (So. F) — 9.6 ppg, 4.6 rpg  
Lathan Wallace (Fr. G) — 7.5 ppg

11/15	\$ Colorado State	N	L	56-69	2,833
11/17	\$ Alaska	A	L	60-62	2,893
11/18	\$ USC Upstate	N	W	65-46	3,334
11/23	Idaho State	H	W	56-41	3,212
11/25	Portland	H	W	67-57	3,155
11/30	% Iowa State	H	L	64-71ot	4,226
12/7	UC Davis	A	W	73-59	5,776
12/11	CS Bakersfield	A	W	77-53	1,993
12/16	Tennessee Tech	H	L	62-79	3,216
12/19	Northern Colorado	H	W	65-56	3,324
12/22	LSU	A	L	61-67	7,713
12/30	Montana State	H	L	59-60	3,734
1/3	* Arizona (#21)	A	L	63-76	14,351
1/5	* Arizona State	A	L	53-72	7,648
1/10	* Stanford (#23)	H	L	46-66	4,017
1/12	* Cal	H	L	59-69	4,118
1/17	* Washington State (#8)	A	L	46-69	10,117
1/19	* Washington	A	L	74-83	9,421
1/24	* USC	H	L	44-68	5,063
1/26	* UCLA (#7)	H	L	62-85	8,235
2/2	* Oregon	A	L	63-79	9,087
2/7	* Cal	A	L	76-81	7,077
2/9	* Stanford (#9)	A	L	56-71	7,329
2/14	* Washington State (#21)	H	L	57-70	5,321
2/16	* Washington	H	L	59-97	5,539
2/21	* UCLA (#6)	A	L	49-84	9,727
2/23	* USC	A	L	53-81	9,912
3/2	* Oregon	H	L	68-80	7,031
3/6	* Arizona	H	L	45-81	4,386
3/8	* Arizona State	H	L	64-77	4,111
3/12	# Arizona	N	L	56-87	11,642

\$ Top of the World Classic (Fairbanks, Alaska)  
\* Pac-10 contest (10th place)  
# Pac-10 Tournament (Los Angeles/Staples Center)  
Total Home Attendance — 68,688 (average 4,579)

**2008-09**  
**COLLEGE BASKETBALL INVITATIONAL CHAMPIONS**  
**(18-18, 7-11) Head Coach: Craig Robinson**

Leading Players:  
Roeland Schaftenaar (Jr. C) — 10.5 ppg, 4.0 rpg, 3.3 apg  
Seth Tarver (Jr. F) — 8.0 ppg, 5.4 rpg  
Calvin Haynes (So. G) — 13.0 ppg

11/14	Howard	A	L	45-47	1,752
11/22	Nevada	A	L	71-79	7,629
11/24	Yale	H	L	52-53	3,413
11/26	Montana State	H	L	79-82	3,109
11/30	Fresno State	A	W	62-54	8,548
12/6	Iowa State	A	L	50-63	13,668
12/13	Nebraska	H	W	64-63	3,359
12/16	Seattle Pacific	H	W	71-67	2,619
12/20	Howard	H	W	90-54	2,859
12/29	Seattle	H	W	59-50	3,109
1/2	* UCLA (#9)	H	L	46-69	5,629
1/4	* USC	H	W	62-58	4,719
1/8	* Arizona State (#16)	A	L	38-69	7,004
1/10	* Arizona	A	L	47-64	13,144
1/15	* Washington State	H	L	57-61	5,454
1/17	* Washington	H	L	59-85	6,848
1/22	* California	A	W	69-65	8,236
1/24	* Stanford	A	W	77-62	7,329
1/26	CS Bakersfield	H	W	65-59	5,229
1/31	* Oregon	H	W	57-54	10,129
2/5	* Arizona	H	L	53-56	6,537
2/7	* Arizona State (#23)	H	L	38-49	7,449
2/12	* Washington (#24)	A	L	60-79	10,000
2/14	* Washington State	A	W	54-52	7,452
2/19	* Stanford	H	W	66-54	6,229
2/21	* California	H	W	65-54	7,619
3/1	* Oregon	A	L	69-79	8,769
3/5	* UCLA (#17)	A	L	54-79	10,348
3/7	* USC	A	L	52-68	6,603
3/11	# Stanford	N	L	54-62	7,000
3/18	\$ Houston	H	W	49-45	3,511
3/23	\$ Vermont	H	W	71-70	4,053
3/25	\$ Stanford	H	W	65-62	4,759
3/30	\$ UTEP	H	W	75-69	8,029
4/1	\$ UTEP	A	L	63-70	12,000
4/3	\$ UTEP	A	W	81-73	12,000

\* Pac-10 contest (8th place)  
# Pac-10 Tournament (Los Angeles/Staples Center)  
\$ College Basketball Invitational (Corvallis, Ore./El Paso, Texas)  
Total Home Attendance — 104,462 (average 5,223)

**2009-10**  
**COLLEGE BASKETBALL INVITATIONAL**  
**(14-18, 8-10) Head Coach: Craig Robinson**

Leading Players:  
Roeland Schaftenaar (Sr. C) — 9.2 ppg, 4.0 rpg, 1.8 apg  
Seth Tarver (Sr. F) — 10.2 ppg, 4.6 rpg  
Jared Cunningham (Fr. G) — 6.2 ppg  
Calvin Haynes (Jr. G) — 12.5 ppg

11/13	Texas A&M-Corpus Christi	N	L	43-67	8541
11/14	South Dakota	N	W	62-47	7761
11/15	Texas Tech	A	L	60-64	7860
11/21	Sacramento State	H	L	63-65	4316
11/28	George Washington	A</			

# SERIES RESULTS VS. OPPONENTS

(1) = NCAA Tournament  
 (2) = NIT Tournament  
 (3) = Pac-10 Tournament  
 (4) = PCC Playoffs  
 (5) = CBI  
 (L) = game played at Loyola Marymount  
 (O) = game played in Oakland  
 (P) = game played in Portland  
 (S) = game played in Spokane  
 # = game forfeited by OSU  
 % = game forfeited by Cal

## ARIZONA (19-51)

In Corvallis.....13-20  
 In Gill Coliseum.....13-20  
 Away Games.....6-28  
 Neutral-Site Games.....0-3  
 Postseason.....0-4  
 Most OSU Points  
 .....116 (116-80) 1978-79  
 Biggest OSU Win  
 .....36 points (116-80) 1978-79  
 Longest OSU Win Streak  
 .....11, 1978-79 to 1983-84  
 Longest OSU Home Win Streak  
 .....7, 1978-79 to 1984-85  
 Longest OSU Road Win Streak  
 .....5, 1978-79 to 1982-83

1975-76	A	L	67-96
1976-77	H	L	73-81
1978-79	H	W	116-80
	A	W	93-79
1979-80	A	W	77-72
	H	W	73-63
1980-81	A	W	61-49
	H	W	80-62
1981-82	H	W	68-55
	A	W	92-64
1982-83	A	W	72-54
	H	W	81-56
1983-84	H	W	53-48
	A	L	58-69
1984-85	H	W	59-55
	A	L	52-67
1985-86	A	L	62-63ot
	H	L	53-55
1986-87	H	L	48-54
	A	L	61-71
1987-88	H	L	48-70
	A	L	62-77
	A	L	67-93 (3)
1988-89	H	L	69-73
	A	L	64-85
	N	L	87-98 (3)
1989-90	H	W	84-61
	A	L	60-87
1990-91	H	L	65-103
	A	L	67-82
1991-92	A	L	58-86
	H	L	62-70
1992-93	H	L	54-57
	A	L	70-81
1993-94	A	L	56-100
	H	L	69-96
1994-95	H	L	98-111
	A	L	69-83
1995-96	H	L	59-66
	A	L	60-84
1996-97	A	L	48-99
	H	L	64-74
1997-98	A	L	80-93
	H	L	70-71
1998-99	H	W	60-59
	A	L	72-89
1999-00	A	L	73-90
	H	W	70-69ot
2000-01	H	L	41-68
	A	L	54-65
2001-02	H	L	73-76
	A	L	87-93
2002-03	H	L	65-80
	A	L	60-72
2003-04	A	L	75-109
	H	W	90-84

2004-05	H	L	83-92
	A	L	70-91
	N	L	59-90 (3)
2005-06	H	W	75-65
	A	L	58-80
2006-07	A	L	72-83
	H	L	66-72
2007-08	A	L	63-76
	H	L	45-81
	N	L	56-87 (3)
2008-09	A	L	47-64
	H	L	56-59
2009-10	H	W	67-64
	A	W	63-55

## ARIZONA STATE (38-37)

In Corvallis.....21-13  
 In Gill Coliseum.....21-13  
 Away Games.....12-23  
 Neutral-Site Games.....5-1  
 Postseason.....2-1  
 Most OSU Points  
 .....108 (108-93) 1982-83  
 Biggest OSU Win  
 .....31 points (74-43) 1981-82  
 Longest OSU Win Streak  
 .....9, 1985-86 to 1989-90  
 Longest OSU Home Win Streak  
 .....7, 1985-86 to 1991-92  
 Longest OSU Road Win Streak  
 .....4, 1986-87 to 1989-90

1960-61	A	L	77-79
	H	W	65-54
1962-63	N	W	83-65 (1)
1964-65	H	W	66-52
1965-66	N	W	56-46 (P)
1968-69	N	W	46-42ot (P)
1974-75	N	L	71-80 (P)
	A	L	70-76
1975-76	N	W	87-83#
1978-79	H	W	97-80
	A	L	72-85
1979-80	A	W	63-59
	H	W	82-75ot
1980-81	A	W	71-67
	H	L	67-87
1981-82	H	W	74-43
	A	L	60-68
1982-83	A	W	68-59
	H	W	108-93
1983-84	H	W	67-62
	A	W	69-58
1984-85	H	L	82-83ot2
	A	W	75-64
1985-86	A	L	56-71
	H	W	75-69ot
1986-87	H	W	81-75
	A	W	86-71
1987-88	H	W	76-68
	A	W	78-75
1988-89	A	W	85-65
	H	W	89-83
1989-90	H	W	87-64
	A	W	73-59
	A	L	75-83 (3)
1990-91	H	W	91-69
	A	L	69-84
1991-92	A	W	61-47
	H	W	80-72
1992-93	H	L	73-82
	A	L	61-76
1993-94	A	L	82-88
	H	L	60-80
1994-95	H	W	83-70
	A	L	44-82
1995-96	H	L	75-93
	A	L	58-63ot
1996-97	A	L	75-78ot
	H	W	71-67
1997-98	A	W	70-61
	H	L	63-70
1998-99	H	W	81-51
	A	L	66-87
1999-00	A	L	64-75
	H	L	74-77ot
2000-01	H	L	58-73
	A	L	59-61

2001-02	H	W	62-57
	A	L	58-67
2002-03	H	L	47-67
	A	L	64-74
2003-04	A	L	79-83
	H	W	68-61
2004-05	H	W	88-66
	A	L	73-75
2005-06	H	L	63-65ot
	A	L	59-76
	N	W	71-68 (3)
2006-07	A	W	67-59
	H	W	59-55
2007-08	A	L	53-72
	H	L	64-77
2008-09	A	L	38-69
	H	L	38-49
2009-10	H	L	57-66
	A	L	46-56

## CALIFORNIA (60-75)

In Corvallis.....32-32  
 In Gill Coliseum.....29-25  
 Away Games.....24-38  
 Neutral-Site Games.....4-5  
 Postseason.....2-7  
 Most OSU Points  
 .....100 (100-101ot) 1970-71  
 Biggest OSU Win  
 .....36 points (82-46) 1987-88  
 Longest OSU Win Streak  
 .....10, 1977-78 to 1981-82  
 Longest OSU Home Win Streak  
 .....6, 1976-77 to 1981-82  
 Longest OSU Road Win Streak  
 .....7, 1977-78 to 1983-84

1915-16	H	W	26-17
	H	L	14-26
	A	L	22-27
	A	W	29-20ot
1916-17	A	L	24-28ot
	A	L	11-20
1920-21	A	L	16-33
	A	L	10-31
	H	L	19-24
	H	L	10-22
1924-25	H	W	32-25 (4)
	H	L	17-32 (4)
	H	L	19-33 (4)
1930-31	A	W	26-25
1931-32	A	L	22-27
1937-38	H	L	34-36
1947-48	H	L	55-60
	H	W	63-47
1951-52	N	W	61-59
	A	L	53-65
1954-55	N	L	50-52
1955-56	A	L	63-65ot
	A	L	56-69
1956-57	H	L	60-73ot2
	H	L	51-62
1957-58	H	W	55-43
	A	L	51-61
	N	L	45-57 (4)
1958-59	H	L	40-57
	A	L	52-55
1959-60	A	L	48-67
	H	L	47-62
1962-63	H	L	59-61
	H	W	70-60
	N	W	58-50 (P)
1963-64	A	L	55-65
	A	W	61-49
1964-65	H	W	74-57
	A	L	53-55
1965-66	A	W	77-62
	H	W	63-50
1966-67	A	W	45-42
	H	W	59-57ot
1967-68	H	W	76-63
	A	L	58-71
1968-69	H	L	57-69
	A	W	79-63
1969-70	A	L	55-71
	H	L	64-67
1970-71	H	L	100-101ot

	A	L	74-99
1971-72	A	W	74-68
	H	W	74-68
1972-73	H	W	79-70
	A	L	77-79
1973-74	A	L	54-61
	H	W	77-73
1974-75	H	W	70-64
	A	W	68-54
1975-76	H	L	72-73
	A	W	78-70#
1976-77	H	W	79-63
	A	L	83-84
1977-78	H	W	57-55ot2
	A	W	70-68
1978-79	H	W	76-51
	A	W	59-51
1979-80	A	W	86-55
	H	W	52-51
1980-81	H	W	80-53
	A	W	69-54
1981-82	A	W	74-43
	H	W	57-50
1982-83	H	L	52-59
	A	W	70-65ot
1983-84	A	W	44-42
	H	W	64-60ot
1984-85	N	W	70-59 (P)
	A	L	36-42
	H	W	51-37
1985-86	H	W	58-42
	A	L	66-72
1986-87	A	L	61-69
	H	W	59-57
	N	L	57-64 (3)
	H	L	62-65 (2)
1987-88	H	W	82-46
	A	W	65-54
1988-89	A	W	69-64ot
	H	W	60-54
	N	W	79-66 (3)
1989-90	A	W	64-58
	H	W	98-81
1990-91	H	W	59-55
	A	L	76-83
1991-92	H	W	77-65
	A	L	66-79
1992-93	A	W	64-63
	H	L	72-78
1993-94	H	L	61-67
	A	L	44-74 (0)
1994-95	A	W	76-67
	H	W	83-67
1995-96	A	L	52-70%
	H	L	51-57%
1996-97	H	L	70-80
	A	L	68-90
1997-98	H	L	70-84
	A	W	46-43 (0)
1998-99	A	L	52-54 (0)
	H	L	61-68
1999-00	H	L	65-71
	A	L	68-70
2000-01	A	L	67-81
	H	L	69-72ot
2001-02	H	L	53-61
	A	L	58-73
2002-03	A	L	73-78
	H	L	71-84
2003-04	H	L	74-88
	A	L	58-75
2004-05	A	L	66-91
	H	W	82-63
2005-06	A	W	72-64
	H	L	52-69
2006-07	H	L	74-77
	A	L	80-84ot
	N	L	51-70 (3)
2007-08	H	L	59-69
	A	L	76-81
2008-09	A	W	69-65
	H	W	65-54
2009-10	A	L	61-65
	H	W	80-64

## OREGON (183-150)

In Corvallis.....99-59  
 In Gill Coliseum.....56-27  
 Away Games.....70-85  
 Neutral-Site Games.....14-6  
 Postseason.....2-1  
 Most OSU Points  
 .....101 (101-92ot2) 1993-94  
 Biggest OSU Win  
 .....43 points (94-51) 1981-82  
 Longest OSU Win Streak  
 .....15, 1979-80 to 1985-86  
 Longest OSU Home Win Streak  
 .....10, 1952-53 to 1958-59  
 Longest OSU Road Win Streak  
 .....8, 1979-80 to 1986-87

1902-03	H	W	32-2
	A	W	24-22
1903-04	A	W	25-22
	H	W	30-12
1905-06	A	W	17-15ot
	H	W	32-6
1906-07	A	W	44-18
	H	W	41-7
1907-08	A	W	27-21
	H	W	31-14
1909-10	A	W	21-20
	H	W	44-20
1912-13	A	W	20-9
	A	L	12-14ot
	H	L	13-21
	H	W	13-8
1913-14	A	W	15-7
	H	W	14-13
	A	L	18-21
	H	W	24-13
	H	W	17-10
	A	L	11-13
1914-15	H	L	20-21
	A	L	10-14
	A	W	23-18
	H	W	17-12
1916-17	A	W	41-8
	A	W	24-7
	H	W	25-14
	H	W	29-10
1917-18	H	W	28-8
	H	W	28-7
	A	W	24-6
	A	L	17-6
1918-19	H	L	17-27
	H	L	16-36
	A	L	17-34
	A	L	23-28
1919-20	H	L	20-22

1950-51	A L	53-62
	H L	47-66
	H W	41-39
	A L	45-72
1951-52	H L	44-57
	A L	55-64
	A W	55-52
	H L	57-66
1952-53	N W	72-68ot (P)
	A W	67-65
	H L	63-73
	H W	75-74ot
	A W	59-55
	H W	52-41
	A L	40-42
	A L	60-63ot2
	H W	55-46
1954-55	A W	56-53
	H W	56-54
	H W	53-44
	A W	68-58
	A L	46-57
	A W	74-69
	H W	59-49
	H W	68-55
	H W	75-62
	A L	61-65
	A W	60-55
	A W	82-62
	H W	62-37
	H W	68-60
	A W	58-57
	H L	68-73
	H W	60-56
	A L	53-63
	H W	55-54
	H W	53-45
	A L	63-67
	H L	55-58
	A L	58-71
	A L	52-54
	H L	57-63
1961-62	N W	74-57 (P)
	A W	79-63
	H W	82-66
	H W	65-48
	A W	60-56
	H L	50-54
	A W	65-57
	A W	65-61
	H W	71-65
1963-64	A L	45-47
	H W	66-53
	H W	71-68
	A W	85-71
1964-65	A L	53-59
	H W	53-48
	H W	69-50
	A W	64-61
1965-66	H W	62-46
	A L	60-61
	A W	49-42
	H W	68-54
1966-67	A L	51-63
	H L	55-56
	H L	55-62
	A W	49-47ot
1967-68	A W	60-49
	H W	58-46
	A W	80-65
	H W	93-54
1968-69	A L	52-66
	H W	65-53
	H L	66-71
	A W	66-57
1969-70	H W	78-73
	A L	64-79
	A L	66-73
	H W	81-67
1970-71	N W	68-64 (P)
	A L	62-64
	H L	57-67
	H L	76-78
	A L	65-71
1971-72	A L	70-72
	A L	63-71
	A W	78-68
	H W	60-57
1972-73	H W	80-60
	N W	68-56 (P)
	A L	81-88

1973-74	A L	61-67
	N W	92-79 (P)
	H W	81-74
1974-75	H W	72-71ot
	N L	68-79 (P)
	A L	80-82
1975-76	N W	79-67# (P)
	A L	68-83
	N L	74-76ot (P)
	H L	56-57
1976-77	H W	53-52
	N W	64-53 (P)
	A W	78-73ot
1977-78	N L	51-78 (P)
	A W	62-48
	H L	51-54
1978-79	H W	85-58
	N W	85-62 (P)
	A L	44-45
1979-80	A W	75-66
	H W	67-55
1980-81	N W	67-57 (P)
	H W	82-55
	A W	78-61
1981-82	A W	76-61
	H W	94-51
1982-83	H W	63-46
	A W	62-60
1983-84	N W	63-59ot (P)
	A W	70-66
	H W	29-23
1984-85	H W	59-54
	A W	53-51
1985-86	A W	63-56
	H L	47-60
1986-87	H W	71-63
	A W	64-63
1987-88	N W	62-51 (P)
	H W	59-47
	A L	61-62
1988-89	A W	73-69
	H W	98-79
1989-90	N W	71-68 (P)
	A W	69-67
	H W	57-55
1990-91	N L	71-78 (P)
	H W	84-76
	A L	66-83
1991-92	A L	63-64
	H W	62-54
1992-93	H W	83-75
	A W	54-48
1993-94	N W	79-75 (P)
	A L	64-74
	H W	101-91ot2
1994-95	H L	83-96
	A L	86-107
1995-96	N L	50-75 (P)
	A L	59-70
	H L	46-62
1996-97	N L	64-66 (P)
	H L	69-91
	A L	73-88
1997-98	A L	67-74
	H L	48-50
1998-99	H W	48-45
	A L	68-73
1999-00	H L	49-67
	A L	65-83
2000-01	A L	66-84
	H L	60-69
2001-02	H L	51-63
	A L	62-91
2002-03	A L	68-79
	H L	63-80
2003-04	H W	90-81
	A L	74-81
2004-05	A L	64-73
	H W	76-72
2005-06	A L	64-70
	H W	65-62
2006-07	H L	73-76
	A L	49-70
2007-08	A L	63-79
	H L	68-80
2008-09	H W	57-54
	A L	69-79
2009-10	A W	64-57
	H W	62-42

<b>STANFORD (69-61)</b>		
In Corvallis.....	36-24	
In Gill Coliseum.....	34-22	
Away Games.....	28-35	
Neutral-Site Games.....	5-2	
Postseason.....	2-3	
Most OSU Points	.....111 (111-81) 1981-82	
Biggest OSU Win	.....43 points (81-38) 1981-82	
Longest OSU Win Streak	.....8, 1974-75 to 1978-79	
Longest OSU Home Win Streak	.....10, 1975-76 to 1984-85	
Longest OSU Road Win Streak	.....5, 1973-74 to 1977-78	
.....	5, 1983-84 to 1987-88	
1915-16	A W	28-10
1916-17	A W	23-17
	A W	19-13
1919-20	H L	27-41
	H L	15-34
1920-21	A L	19-32
	A L	25-33
1921-22	H W	37-24
	H W	25-14
1929-30	A W	29-24
1931-32	A L	32-45
1935-36	N W	33-23
1941-42	A L	28-41 (4)
	A W	42-33 (4)
	A L	35-40 (4)
1947-48	N L	48-53ot
1952-53	N W	58-46
1955-56	H W	69-59
	H L	50-75
1956-57	A W	64-63
	A L	58-60
1957-58	A W	68-59
	H L	57-69
1958-59	H W	68-56
	A L	54-71
1959-60	H L	38-43
	A W	45-40
1961-62	H W	58-47
	H W	55-49
1962-63	A W	65-58
	A L	69-96
1963-64	H W	65-57
	H W	65-57
1964-65	N W	61-60 (P)
	H L	48-51
	A W	47-45
1965-66	N W	62-46 (P)
	A W	56-54
	H W	63-57
1966-67	A L	51-58
	H W	54-51
1967-68	H W	67-51
	A L	67-70ot
1968-69	H W	63-62
	A L	61-70
1969-70	A L	69-71
	H W	80-59
1970-71	N W	82-75 (P)
	H W	88-70
	A L	85-97
1971-72	A W	68-64
	H W	87-62
1972-73	H W	74-68
	A L	70-81
1973-74	A W	56-53
	H L	53-55
1974-75	H L	63-71
	A W	74-68
1975-76	H W	82-76#
	A W	70-66#
1976-77	H W	71-61
	A W	76-75
1977-78	H W	48-47
	A W	84-72
1978-79	A W	73-48
	A L	76-79
1979-80	A W	18-16
	H W	85-57
1980-81	H W	76-62
	A W	62-57
1981-82	A W	81-38
	H W	111-81
1982-83	H W	62-53
	A L	75-88

1983-84	A W	64-59
	H W	73-68
1984-85	A W	83-73
	H W	54-49
1985-86	H L	52-56
	A W	74-60
1986-87	A W	70-66
	H W	71-59
1987-88	H L	65-78
	A W	63-61
1988-89	A L	59-87
	H L	58-60
1989-90	A W	77-66ot
	H W	84-70
1990-91	H W	73-66
	A L	59-64
1991-92	H L	64-67
	A L	56-76
1992-93	A W	77-66
	H W	82-65
1993-94	H L	67-71
	A L	66-90
1994-95	A L	82-95
	H W	90-71
1995-96	A L	51-84
	H L	50-65
1996-97	H W	86-77
	A L	54-87
1997-98	H L	48-68
	A L	77-85
1998-99	A L	56-72
	H W	59-45
1999-00	H L	45-73
	A L	56-82
2000-01	A L	49-73
	H L	63-82
2001-02	H L	50-67
	A L	55-77
2002-03	A L	54-57
	H L	73-84
2003-04	H L	48-62
	A L	47-73
2004-05	A L	65-69
	H W	84-83
2005-06	A L	66-80
	H L	64-71
2006-07	H L	56-67
	A L	55-70
2007-08	H L	46-66
	A L	56-71
2008-09	A W	77-62
	H W	66-54
	N L	54-62 (3)
	H W	65-62 at (5)
2009-10	A L	35-59
	H L	55-65

<b>UCLA (34-86)</b>		
In Corvallis.....	25-36	
In Gill Coliseum.....	20-34	
Away Games.....	7-48	
Neutral-Site Games.....	2-2	
Postseason.....	7-3	
Most OSU Points	.....97 (97-96ot2) 1990-91	
Biggest OSU Win	.....19 points (83-64) 1954-55	
Longest OSU Win Streak	.....5, 1937-38 to 1948-49	
Longest OSU Home Win Streak	.....6, 1979-80 to 1984-85	
Longest OSU Road Win Streak	.....none	
1924-25	A W	21-15
1925-26	A L	22-32
1926-27	A L	22-32
1936-37	H L	38-40
1937-38	H W	39-25
1946-47	H W	69-52 (4)
	H W	63-46 (4)
1948-49	N W	62-58
	H W	53-41 (4)
	H L	39-47 (4)
	H W	41-35 (4)
1952-53	H L	63-73
	H L	43-58
	A L	58-74
	A L	61-69
1954-55	H W	82-75 (4)
	H W	83-64 (4)

1955-56	H L	56-77
	H L	59-72
1956-57	A L	37-59
	A L	53-64
1957-58	H W	68-61
	A W	77-61
1958-59	A L	62-73
	H L	59-71
1961-62	N L	69-88 (1)
1964-65	H L	53-83
	A L	55-73
1965-66	A L	35-79
	H W	64-51
1966-67	A L	44-76
	H L	50-72
1967-68	H L	52-55
	A L	71-88
1968-69	H L	64-83
	A L	66-91
1969-70	A L	71-72
	H L	56-71
1970-71	H L	65-67
	A L	64-94
1971-72	H L	72-78
	A L	72-91
1972-73	A L	61-87
	H L	67-73
1973-74	A L	75-80
	H W	61-57
1974-75	H L	60-67
	A L	62-74
1975-76	H W	75-58#
	A L	69-78
1976-77	A L	66-83
	H L	76-89
1977-78	A L	60-77
	H L	58-96
1978-79	A L	63-65
	H L	56-69
1979-80	H W	76-67
	A L	67-93
1980-81	H W	81-67
	A W	82-76
1981-82	A L	68-74
	H W	72-58
1982-83	A L	77-99
	H W	69-65
1983-84	A W	72-63
	H W	70-65
1984-85	H W	59-49
	A L	51-59
1985-86	A W	54-49
	H L	63-74
1986-87	A L	67-69ot
	H L	53-57
1987-88	A W	65-64
	H W	73-68
1988-89	H W	82-69
	A L	75-92
1989-90	A L	80-94
	H W	83-74
1990-91	H W	97-96ot2
	A L	56-87
1991-92	A L	81-87ot
	H L	62-72
1992-93	H W	79-73
	A L	75-76
1993-94	A L	71-104
	H L	67-78
1994-95	H L	78-87
	A L	67-86
1995-96	A L	60-69
	H L	66-68
1996-97	H L	68-74

1979-80	H W	82-68
	A W	73-72
1980-81	H W	55-48
	A W	73-64
1981-82	A W	72-55
	H W	45-36
	H L	69-74
1982-83	A L	62-50
	A W	62-50
	H L	51-45
	A W	66-57
	H L	58-60
1984-85	A W	60-58ot
	A W	68-64
	H L	60-66
1986-87	A W	57-51
	H L	55-65
1987-88	A W	80-77ot (L)
	H W	84-57
	H W	64-55
	A W	74-65
1989-90	A W	92-82
	H W	98-94ot
1990-91	H L	68-70
	A L	75-85
1991-92	A L	73-90
	H W	92-78
1992-93	H W	68-57
	A L	60-69
1993-94	A L	76-82
	H L	68-69
1994-95	H W	90-89ot
	A W	83-81ot
1995-96	A L	47-64
	H W	56-54
1996-97	H L	68-71
	A L	62-83
1997-98	A L	67-71
	H W	83-74ot
1998-99	H W	69-66ot
	A L	61-86
1999-00	H L	69-82
	A L	71-82
2000-01	A L	47-73
	H W	67-52
2001-02	H L	51-64
	A L	45-79
2002-03	A W	83-74
	H W	61-60
2003-04	A L	82-91
	H L	60-63
2004-05	H W	74-64
	A L	68-78
2005-06	H L	70-72ot
	A L	84-89
2006-07	H L	46-91
	A L	56-73
2007-08	H L	44-68
	A L	53-81
2008-09	H W	62-58 at
	A L	52-68
2009-10	H W	51-45
	A W	49-44

**WASHINGTON (135-151)**

In Corvallis.....93-47

In Gill Coliseum.....43-26

Away Games.....40-100

Neutral-Site Games.....2-4

Postseason.....1-2

Most OSU Points  
.....106 (106-66) 1988-89

Biggest OSU Win  
.....40 points (106-66) 1988-89

Longest OSU Win Streak  
.....11, 1977-78 to 1982-83

Longest OSU Home Win Streak  
.....12, 1960-61 to 1970-71

Longest OSU Road Win Streak  
.....5, 1978-79 to 1982-83

1903-04	H W	22-19
1909-10	H W	26-14
1910-11	H L	21-28
1911-12	A L	11-13
	A L	17-20
	H W	18-12
	H W	9-8
1912-13	A L	15-28
	A L	14-18
	H W	18-14
	H W	14-7

1913-14	A L	24-34
	A L	9-32
	A L	10-29
	H L	18-22
	H W	20-13
	H L	15-32
1914-15	A L	18-20
	A L	19-25
	H L	14-26
	H L	16-26
1915-16	A L	21-24
	A W	25-22
	H W	26-21
	H W	25-9
1916-17	H L	20-27
	H W	27-14
	A L	3-11
	A L	13-25
1917-18	A W	19-8
	A W	20-8
	H W	41-9
	H W	36-12
1918-19	H W	24-16
	H W	18-17
	A L	17-18
	A L	16-28
1919-20	A L	20-22
	A W	20-12
	H W	31-10
	H W	17-16
1920-21	A L	24-29
	A L	19-47
1921-22	H L	30-39
	H L	31-32
	A W	26-21
	A W	31-27ot
1922-23	H W	35-28
	A W	28-25
1923-24	A L	20-27
	H W	33-26
1924-25	A L	17-32
	H W	27-16
1925-26	H W	28-21
	A L	21-29
1926-27	A L	27-41
	H W	31-27
1927-28	H L	22-23
	A L	26-29
1928-29	A L	24-35
	H L	28-37
1929-30	A W	34-24
	A L	24-36
	H W	34-32
	H W	19-17
1930-31	H L	23-31
	H W	37-23
	A L	30-39
	A L	26-28
1931-32	A W	26-24ot
	A L	27-30
	H W	30-14
	H L	27-32ot
1932-33	H W	42-34
	H L	24-30
	A W	33-29
	A W	32-26
1933-34	H W	25-21
	H W	28-18
	A L	21-24
	A L	26-35
1934-35	A L	25-30
	A L	25-30
	H W	31-26
	H W	28-17
1935-36	H L	33-51
	H L	31-35
	A L	30-39
	A L	19-25
	A L	29-35
1936-37	A L	31-37
	A L	28-38
	H W	28-27
	H W	40-22
1937-38	H W	43-28
	H L	25-27
	A L	29-37
	A L	30-40
1938-39	A L	21-34
	A L	20-30
	H L	35-41
	H W	48-41

1939-40	H W	45-26
	H W	49-32
	A W	46-31
	A L	35-41
1940-41	A L	34-40
	A L	33-34
	H W	36-23
	H W	34-28
1941-42	H W	45-35
	H L	38-43
	A L	40-47
	A W	51-41
1942-43	H W	42-39
	H L	39-44
	A L	33-53
	A L	35-44
1943-44	H L	33-38
	H L	36-42
	A L	30-54
	A L	29-56
1944-45	A L	45-48
	A L	22-42
	H W	57-43
	H W	63-43
1945-46	H W	53-37
	H W	58-48
	A L	41-47
	A W	55-36
1946-47	A W	59-37
	A L	44-60
	H W	56-52ot
	H W	84-63
1947-48	H W	71-63
	H W	74-55
	A L	26-52
	A L	23-27
	N L	42-59 (4)
1948-49	N W	64-82
	A W	52-50
	A L	43-54
	H W	54-44
	H W	49-45
1949-50	H W	56-46
	H L	44-52
	A L	45-47
	A L	54-57
1950-51	H L	40-41
	H W	46-41
	A L	38-74
	A L	36-40
1951-52	H L	37-46
	H L	41-49
	A L	56-69
	A L	37-54
1952-53	A L	54-77
	A L	56-68
	H L	53-69
	H L	60-73
1953-54	A W	61-49
	A W	54-51
	H W	70-47
	H L	47-51
1954-55	A L	57-58ot
	H W	66-38
	H W	70-63
	A W	55-51
	A W	57-43
1955-56	H L	58-66
	H L	63-83
1956-57	H W	71-58
	A L	53-64
	A L	51-58
1957-58	H W	81-58
	A L	42-45
1958-59	H L	59-69
	A L	59-75
1959-60	A L	51-57
	H L	52-62
1960-61	A L	47-58
	H W	74-46
1961-62	H W	55-48
	A L	61-73
1962-63	A W	57-45
	H W	65-48
1963-64	H W	91-60
	A W	67-59
1964-65	H W	67-63
	A L	70-79
	H W	54-45
1965-66	A L	44-45
	H W	67-59
	A W	54-43

1966-67	H W	61-57
	A W	69-66
1967-68	A L	56-68
	H W	74-72
1968-69	A L	42-60
	H W	82-52
1969-70	N L	65-85 (P)
	H W	60-47
	A L	43-46
1970-71	A L	85-93ot
	H W	71-52
1971-72	A L	73-86
	H L	69-70
1972-73	H W	89-63
	A L	72-83
1973-74	N L	56-65 (P)
	H W	87-63
	A L	63-68
1974-75	A W	65-63
	H W	86-78
1975-76	A W	72-70#
	H W	73-64
1976-77	H L	76-90
	A L	69-81
1977-78	A L	61-64
	H W	64-60
1978-79	A W	68-66
	H W	75-69
1979-80	H W	89-84
	A W	82-73
1980-81	A W	97-91ot
	H W	89-63
1981-82	H W	63-43
	A W	55-44
1982-83	H W	71-52
	A W	60-50
1983-84	A L	58-72
	H W	64-52
1984-85	A W	52-45
	H L	45-60
1985-86	H L	72-73
	A L	55-65
1986-87	H W	71-50
	A L	61-63
1987-88	A L	59-63
	H W	69-57
	N W	80-61 (3)
1988-89	H W	71-70
	A W	106-66
1989-90	H W	70-63
	A L	57-66
1990-91	A W	70-60
	H W	80-63
1991-92	H W	82-58
	A W	77-67
1992-93	A W	73-70
	H L	51-61
1993-94	H W	75-71ot
	A L	49-62
1994-95	A L	57-75
	H L	63-65
1995-96	H W	63-55
	A L	40-50
1996-97	A L	72-77
	H L	78-87
1997-98	H L	55-70
	A L	74-84
1998-99	A L	50-70
	H L	69-82
1999-00	A W	74-57
	H W	71-47
2000-01	H W	63-56
	A W	83-69
2001-02	A W	68-53
	H L	63-68
2002-03	H W	82-62
	A W	80-72
2003-04	H L	99-103ot
	A L	79-80
2004-05	A L	68-108
	H W	90-73
2005-06	A L	65-69
	H L	63-96
2006-07	A L	74-91
	H W	73-65
2007-08	A L	46-69
	H L	59-97
2008-09	H L	59-85
	A L	60-79
2009-10	A L	70-76
	H L	70-82
	N L	52-59 (3)

**WASHINGTON STATE (163-117)**

In Corvallis.....98-39

In Gill Coliseum.....53-16

Away Games.....61-75

Neutral-Site Games.....4-3

Postseason.....1-0

Most OSU Points  
.....99 (99-64) 1971-72

Biggest OSU Win  
.....38 points (69-31) 1957-58

Longest OSU Win Streak  
.....13, 1960-61 to 1963-64

Longest OSU Home Win Streak  
.....18, 1953-54 to 1966-67

Longest OSU Road Win Streak  
.....6, 1961-62 to 1963-64

1906-07	A W	30-14
1908-09	H W	30-16
	A W	16-14
1909-10	H L	15-27
	H L	24-27
	A L	18-29
1910-11	H W	33-9
1911-12	A W	19-14
	A W	12-4
	H W	29-12
	H W	15-5
1912-13	A L	20-22
	A L	11-16
	H W	13-4
	H W	23-20
1913-14	H W	24-12
	H W	29-12
1914-15	A L	21-23
	H W	32-21
1915-16	A L	21-23
	H W	25-17
1916-17	H L	17-28
1917-18	H W	36-17
	H W	25-12
1918-19	H L	17-36
	H L	9-41
	A L	20-31
	A W	36-31
1919-20	H W	31-11
	H W	26-23
	A L	34-50
	A L	21-40
1920-21	H W	36-31
	H L	15-27
	A L	18-26
	A W	35-25
1921-22	A W	32-19
	A W	29-20
1922-23	H W	24-15
	A L	16-19
1923-24	A W	24-19
	H W	28-20
1924-25	A W	18-14
	H W	30-17
1925-26	H W	31-24
	A W	31-20
1926-27	H W	30-19
	A W	22-21
1927-28	H W	32-14
	A L	21-28
1928-29	A L	18-30
	H L	26-35
1929-30	H L	27-40
	H L	27-28
	A L	25-28
	A W	29-27
1930-31	A W	29-23
	A L	24-30
	H W	21-20
	H L	30-44
1931-32	A L	22-31
	A L	22-33
	H L	24-28



1958-59	A W	76-66
	H W	72-58
1959-60	H W	49-38
	A W	62-59
1960-61	A W	76-66
	A L	61-72
	H W	72-47
	H W	53-52
1961-62	N W	78-66 (P)
	A W	69-56
	A W	68-65
	H W	62-55
	H W	63-46
1962-63	H W	74-47
	H W	61-50
	A W	79-56
	A W	74-65
1963-64	A W	80-66
	A W	75-58
1964-65	A L	53-64
	H W	66-51
1965-66	H W	68-52
	A W	54-47
1966-67	H W	63-61
	A W	51-49ot
1967-68	N W	62-61 (P)
	A L	62-82
	H L	76-81ot
1968-69	N L	50-51ot (P)
	A L	60-61
	H L	60-62
1969-70	N L	54-59 (P)
	H W	80-65
	A L	51-86
1970-71	A W	78-73
	H W	81-67
1971-72	A W	77-71
	H W	99-64
1972-73	H W	91-71
	A L	64-67
1973-74	H L	69-72
	A W	76-63
1974-75	N L	65-68 (P)
	A W	82-73ot
	H W	44-41
1975-76	A W	82-73#
	H W	69-55
1976-77	H W	61-58
	A L	62-74
1977-78	A L	58-63
	H W	58-46
1978-79	A L	61-67
	H W	66-52
1979-80	H W	65-63
	A L	51-69
1980-81	A W	66-53
	H W	81-53
1981-82	H W	64-48
	A W	40-36
1982-83	H L	64-76
	A L	61-63ot
1983-84	N W	79-57 (P)
	A L	65-74
	H W	66-55
1984-85	A W	73-57
	H W	69-49
1985-86	H W	57-54
	A W	66-49
1986-87	H W	66-48
	A L	63-73
1987-88	A L	49-56
	H W	62-48
	N W	74-68ot2 (3)
1988-89	H W	90-63
	A W	83-70
1989-90	H W	79-64
	A W	83-63
1990-91	A L	77-99
	H W	87-85ot
1991-92	H L	69-81
	A L	84-87ot
1992-93	A L	51-56
	H W	59-58
1993-94	H L	66-81
	A L	64-101
1994-95	A L	75-77
	H L	85-94
1995-96	H L	62-76
	A L	42-61
1996-97	A L	64-80
	H W	61-49

1997-98	H L	53-69
	A L	68-80
1998-99	A L	79-84
	H W	83-64
1999-00	A W	77-73
	H W	64-56
2000-01	H W	67-62
	A L	53-57
2001-02	A W	74-72
	H W	91-55
2002-03	H W	63-48
	A L	71-75
2003-04	H W	52-41
	A W	65-58
2004-05	A L	45-63
	H W	58-51
2005-06	A W	59-50
	H W	71-62
2006-07	A L	55-70
	H L	54-58
2007-08	A L	46-69
	H L	57-70
2008-09	H L	57-61 ot
	A W	54-52
2009-10	A L	60-65
	H W	59-55
<b>AIR FORCE (2-0)</b>		
1958-59	H W	49-47
1965-66	N W	53-42 (P)
<b>ALABAMA (0-1)</b>		
1998-99	N L	49-59
<b>ALASKA-ANCHORAGE (2-0)</b>		
1991-92	A W	80-66
2001-02	A W	72-63
<b>ALASKA-FAIRBANKS (0-1)</b>		
2007-08	A L	60-62
<b>APPALACHIAN STATE (1-0)</b>		
2000-01	N W	60-37
<b>ARKANSAS (1-0)</b>		
1948-49	N W	56-38 (1)
<b>ARKANSAS-PINE BLUFF (1-0)</b>		
1998-99	H W	74-56
<b>ARKANSAS STATE (1-0)</b>		
1983-84	N W	49-40
<b>ARMY (2-0)</b>		
1964-65	N W	65-64ot (P)
1973-74	N W	82-54 (P)
<b>AZUSA PACIFIC (1-0)</b>		
1996-97	H W	79-64
<b>BALL STATE (0-1)</b>		
1989-90	N L	53-54 (1)
<b>BAYLOR (1-1)</b>		
1955-56	H L	57-62
1972-73	N W	88-54 (P)
<b>BETHUNE-COOKMAN (2-0)</b>		
2004-05	H W	69-56
2006-07	H W	72-49
<b>BOISE STATE (7-3)</b>		
1976-77	H W	89-68
1977-78	A L	65-76
1983-84	N W	61-42 (P)
1984-85	A W	74-59
1985-86	H W	60-58ot
1988-89	A L	43-53
1989-90	H W	76-42
1997-98	N W	71-60
2003-04	H L	80-82
2004-05	A W	90-79
<b>BOSTON UNIVERSITY (2-1)</b>		
1985-86	N W	59-55 (P)
1989-90	N W	86-66 (P)
2009-10	H L	78-96 (P)

<b>BRADLEY (7-4)</b>		
1941-42	A L	46-47
1942-43	A L	41-42ot
1950-51	A L	74-77
	A W	75-45
1951-52	H W	57-53
	H W	61-55
1981-82	H W	81-55
1982-83	A W	76-62
1993-94	H W	54-42
1994-95	A L	64-69
1996-97	N W	72-60 (P)
<b>BYU (11-4)</b>		
1927-28	A W	37-22
1939-40	A L	57-30
	A L	42-47
1952-53	H L	66-69
	H W	67-65
1956-57	A W	62-55
1963-64	N W	68-58 (P)
1966-67	H W	92-76
1968-69	A L	64-89
	N L	64-69 (P)
1970-71	H W	99-80
1979-80	N W	86-71 (P)
1980-81	H W	75-68
1981-82	A W	56-44
1992-93	N W	93-79 (P)
<b>BRIGHAM YOUNG-HAWAII (1-0)</b>		
1998-99	A W	50-45
<b>BRITISH COLUMBIA (1-0)</b>		
1963-64	H W	87-47
<b>BUTLER (0-1)</b>		
1941-42	A L	29-35
<b>CAL POLY SLO (2-1)</b>		
2001-02	A L	68-72
2002-03	H W	81-60
2006-07	H W	78-65
<b>CAL STATE BAKERSFIELD (3-0)</b>		
2007-08	A W	77-53
2008-09	H W	65-59
2009-10	H W	74-39
<b>CAL STATE CHICO (3-0)</b>		
1929-30	A W	42-24
1930-31	A W	47-29
1999-00	H W	92-48
<b>CAL STATE FULLERTON (1-1)</b>		
2000-01	H W	68-35
2004-05	H L	83-85ot (2)
<b>CAL STATE L.A. (1-0)</b>		
1974-75	H W	88-75
<b>CAL STATE NORTHRIDGE (2-0)</b>		
1980-81	H W	78-47
1997-98	H W	91-79
<b>CAL STATE SACRAMENTO (5-1)</b>		
1991-92	H W	104-89
1997-98	H W	89-56
2002-03	A W	62-49
2003-04	H W	76-73
2004-05	H W	86-59
2009-10	H L	63-65
<b>CANISIUS (2-2)</b>		
1946-47	A W	48-40ot
1947-48	A W	50-48
1949-50	A L	45-58
1950-51	A L	47-59
<b>CENTRAL MICHIGAN (0-1)</b>		
1974-75	N L	87-88 (1)
<b>CHICAGO STATE (2-0)</b>		
1986-87	H W	79-52
1998-99	H W	87-56

<b>CINCINNATI (2-4)</b>		
1962-63	N L	46-80 (1)
1963-64	N L	53-57 (P)
	H W	82-61
1964-65	A L	56-71
1971-72	H W	88-68
1973-74	A L	63-72
<b>CITY COLLEGE NY (1-2)</b>		
1942-43	A W	45-34
1945-46	A L	27-43
1947-48	A L	51-58
<b>CLEMSON (3-1)</b>		
1979-80	N W	72-67 (P)
1987-88	N L	54-69
1988-89	N W	72-58 (P)
1999-00	N W	53-35
<b>COLORADO (2-5)</b>		
1940-41	A L	29-38
	A L	41-42
1955-56	H L	53-63
1956-57	A L	58-67
2003-04	A L	66-81
2004-05	H W	98-87
2009-10	H W	74-69
<b>COLORADO STATE (2-4)</b>		
1940-41	N W	33-31
1963-64	N W	53-51 (P)
1977-78	N L	44-49ot (P)
1998-99	N L	50-64 (P)
1999-00	A L	78-83
2007-08	N L	56-69
<b>COPPIN STATE (1-0)</b>		
2002-03	H W	59-53
<b>CREIGHTON (0-4)</b>		
1927-28	A L	29-34
	A L	16-17
1976-77	H L	68-90
1978-79	A L	55-69
<b>DARTMOUTH (1-0)</b>		
1971-72	N W	106-72 (P)
<b>DENVER (2-1)</b>		
1940-41	A W	27-20
1999-00	H W	70-63
2000-01	A L	53-54
<b>DePAUL (0-1)</b>		
1945-46	A L	40-59
<b>DOANE (1-0)</b>		
1974-75	H W	82-69
<b>DUKE (0-2)</b>		
1953-54	N L	61-71
1962-63	N L	63-85 (1)
<b>EAST CAROLINA (0-1)</b>		
2004-05	N L	62-64
<b>EASTERN MICHIGAN (1-0)</b>		
1991-92	N W	87-72
<b>EASTERN WASHINGTON (3-0)</b>		
1979-80	H W	92-59
1999-00	H W	78-62
2000-01	H W	59-50
<b>ELON (1-0)</b>		
2004-05	N W	65-55
<b>EVANSVILLE (0-1)</b>		
1988-89	N L	90-94ot (1)
<b>FLORIDA STATE (1-2)</b>		
1969-70	A L	68-69
1971-72	N L	72-73 (P)
1975-76	N W	78-75# (P)

<b>FRESNO STATE (8-7)</b>		
1923-24	A W	39-25
1924-25	A W	19-12
1925-26	A W	28-22
1982-83	H L	42-43
	H L	67-76 (2)
1983-84	A L	47-60
1984-85	N W	66-50 (P)
1990-91	H W	89-76
1991-92	A L	72-83
1993-94	A L	62-74
1994-95	H W	72-67
2005-06	A L	73-80
2006-07	H L	69-74
2008-09	A W	62-54
2009-10	H W	73-65
<b>GEORGE WASHINGTON (1-1)</b>		
1994-95	N L	70-77 (P)
2009-10	A W	64-57
<b>GEORGETOWN (0-1)</b>		
1981-82	N L	45-69 (1)
<b>GEORGIA (1-1)</b>		
2004-05	N L	74-76ot
2005-06	N W	64-60 (P)
<b>GONZAGA (25-2)</b>		
1911-12	A L	11-13
1914-15	A W	25-12
1915-16	A W	27-15
1923-24	A W	27-18
	H W	19-11
1924-25	A W	22-21
	H W	26-13
1925-26	H W	32-22
1926-27	W	36-24
1927-28	W	44-25
1928-29	W	36-20
	A W	32-30
1930-31	H W	43-30
	W	47-24
1931-32	L	24-27
1957-58	H W	71-63
1961-62	H W	78-64
1962-63	H W	63-47
1969-70	H W	67-53
1974-75	H W	84-59
1977-78	H W	76-65
1978-79	A W	59-58
1984-85	H W	62-46
1986-87	A W	70-57
1988-89	H W	74-51
1989-90	A W	82-61
1991-92	H W	74-65
<b>HARVARD (1-0)</b>		
1970-71	N W	91-76 (P)
<b>HAWAII (21-7)</b>		
1939-40	A W	49-39
1950-51	A W	55-43
1952-53	A L	58-74
1953-54	H W	73-54
	H W	55-50
1954-55	H W	69-47
1958-59	H W	59-40
1959-60	A L	51-56
	A W	72-46
1963-64	A W	71-55
	A W	70-44
1964-65	H W	92-61
1965-66	H W	72-36
1966-67	A W	61-56
	A W	58-54
1969-70	H W	76-56
1971-72	A L	71-89
	A L	73-76
1973-74	H W	86-62
1974-75	A W	73-53
	A W	63-59
1976-77	A W	91-76
	A W	96-78
1979-80	A W	75-74ot
	A W	92-62
1984-85	A L	64-81
2003-04	A L	67-70ot
2006-07	A L	41-85

<b>HAWAII-HILO (2-0)</b>		
1979-80	A W	104-80
1997-98	A W	79-68
<b>HAWAII-LOA (1-0)</b>		
1984-85	A W	97-49
<b>HOUSTON (2-0)</b>		
1965-66	N W	63-60 (1)
2008-09	H W	49-45 (5)
<b>HOWARD (2-1)</b>		
2006-07	H W	84-67
2008-09	A L	45-47
	H W	90-54
<b>IDAHO (120-52)</b>		
1909-10	A L	25-28
	A W	22-15
	H W	18-16ot
1911-12	A W	30-11

1939-40	H W	48-36
	H W	42-38
	A W	40-28
	A W	20-18
1940-41	H W	43-19
	H W	41-35
	A L	35-42
	A W	41-32
1941-42	A W	47-45ot
	A W	34-29
	H W	49-30
	H W	53-30
1942-43	A W	52-49
	A L	44-56
	H W	48-32
	H W	57-51
1943-44	A W	39-34
	A W	38-34
	H W	34-29
	H W	52-48ot
1944-45	A W	43-35
	A L	31-32
	H W	50-28
	H W	44-33
1945-46	H W	49-40
	H W	49-45
	A L	37-42
	A L	38-43
1946-47	H W	77-40
	H W	71-37
	A L	46-67
	A W	69-35
1947-48	A L	43-47
	A W	59-39
	H W	52-45
	H W	58-44
1948-49	H W	42-31
	H W	69-53
	A L	39-51
	A W	47-35
1949-50	A W	48-37
	A W	51-39
	H W	48-44
	H W	60-46
1950-51	A W	51-43
	A L	38-55
	H W	34-29
	H L	31-39
1951-52	A L	64-65
	A L	50-74
	H W	53-49
	H L	43-46
1952-53	A L	49-65
	A W	59-55
	H L	62-64
	H W	78-52
1953-54	H L	65-70
	H W	65-60
	A L	55-70
	A W	69-53
1954-55	A W	59-52
	A W	69-63
	H W	80-65
	H W	67-56
1955-56	H L	55-58
	H W	69-59
1956-57	A L	67-74
	A W	81-53
1957-58	H W	70-51
	A L	55-62
1958-59	A W	87-84
	H W	46-42
1959-60	H W	49-48
	A L	56-62
	H W	55-53
1960-61	N W	63-53 (P)
	H W	67-52
	H W	55-49
	A L	57-62
	A L	47-54
1961-62	A W	74-59
	A W	71-68
	H L	51-52
	H W	65-50
1962-63	N W	80-53 (P)
1963-64	H W	72-46
	H W	112-62
1964-65	A W	60-48
1966-67	A L	56-57
1971-72	H W	84-67
1972-73	A W	77-59
1978-79	N W	100-59 (P)

1981-82	N L	49-71 (P)
	N W	60-42 (1)
1982-83	N L	41-42ot2 (P)
	H W	77-59 (2)
1986-87	N W	79-58 (P)
1999-00	H W	66-49
2002-03	H L	73-76ot
<b>IDAHO STATE (2-1)</b>		
1958-59	A L	49-55
1998-99	H W	63-53
2007-08	H W	56-41
<b>ILLINOIS (0-3)</b>		
1948-49	N L	53-57 (1)
1950-51	A L	51-74
1990-91	A L	78-112
<b>ILLINOIS-CHICAGO (0-1)</b>		
2009-10	A L	61-63
<b>INDIANA (6-7)</b>		
1949-50	H L	60-65
	H L	53-58
1950-51	A L	45-72
1953-54	H L	72-76
	N W	67-51
1957-58	A W	62-51
1958-59	H L	53-57
	H W	73-69
1963-64	H W	70-57
	N W	56-52 (P)
1966-67	N L	60-71 (P)
1973-74	N W	61-48 (P)
1974-75	N L	71-81 (1)
<b>IND.-PURDUE FORT WAYNE (3-0)</b>		
2001-02	H W	84-59
2002-03	A W	78-71
2003-04	H W	57-55
<b>IOWA (5-2)</b>		
1957-58	A L	67-77
1958-59	H W	72-71
1962-63	N W	61-55
	N W	64-57 (P)
1974-75	N W	97-60 (P)
1983-84	A L	45-56
	H W	53-48
<b>IOWA STATE (0-2)</b>		
2007-08	H L	64-71 ot
2008-09	A L	50-63
<b>JACKSON STATE (1-0)</b>		
2003-04	H W	71-59
<b>JAMES MADISON (0-2)</b>		
1991-92	H L	68-80
1992-93	A L	56-70
<b>KANSAS STATE (3-2)</b>		
1980-81	N L	48-50 (1)
1984-85	A W	56-55
1988-89	H W	66-48
2002-03	A L	72-90
2003-04	H W	87-82ot3
<b>KENT STATE (1-0)</b>		
1997-98	N W	76-68
<b>KENTUCKY (0-3)</b>		
1966-67	A L	66-96
1970-71	A L	78-84
1975-76	A L	74-82
<b>LAMAR (2-1)</b>		
1979-80	N L	77-81 (1)
1982-83	N W	76-61 (P)
1987-88	N W	62-44 (P)
<b>LaSALLE (1-0)</b>		
1991-92	N W	92-80 (P)
<b>LEHIGH (1-0)</b>		
2001-02	H W	78-55

<b>LONG BEACH STATE (2-2)</b>		
1990-91	N W	75-72
1995-96	H L	54-65
1996-97	A L	56-68
2000-01	N W	78-66
<b>LONG ISLAND (2-1)</b>		
1946-47	A L	50-56
1970-71	H W	71-70ot
1972-73	A W	82-71
<b>LOUISIANA STATE (1-5)</b>		
1963-64	N W	87-57 (P)
1969-70	A L	72-94
	H L	68-76
2000-01	N L	68-78
2006-07	H L	53-60
2007-08	A L	61-67
<b>LOUISIANA TECH (1-1)</b>		
1986-87	N L	76-93 (P)
1989-90	N W	82-81 (P)
<b>LOUISVILLE (1-1)</b>		
1981-82	N W	62-56
1987-88	N L	61-70 (1)
<b>LOYOLA (ILL.) (0-1)</b>		
1927-28	A L	19-29
<b>LOYOLA MARYMOUNT (2-1)</b>		
1987-88	H W	84-69
1988-89	A W	100-90
1989-90	H L	113-117
<b>MANHATTAN (1-0)</b>		
1941-42	A W	47-34
<b>MARQUETTE (2-1)</b>		
1927-28	A L	15-16
1988-89	A W	76-73
1989-90	H W	71-57
<b>MASSACHUSETTS (0-1)</b>		
1991-92	N L	65-74
<b>MEMPHIS (1-1)</b>		
1989-90	A L	72-78
1990-91	H W	78-74
<b>MERCER (1-0)</b>		
2006-07	H W	93-62
<b>MIAMI (FLA.) (1-0)</b>		
1969-70	A W	86-81
<b>MICHIGAN (2-2)</b>		
1955-56	H W	84-71
1961-62	N W	89-54 (P)
1967-68	N L	61-80
1972-73	A L	57-68
<b>MICHIGAN STATE (3-3)</b>		
1939-40	N W	38-33
	N L	26-36
1942-43	A W	33-29
1978-79	N L	57-65 (P)
1983-84	A L	55-56
1988-89	N W	63-58 (P)
<b>MIDDLE TENNESSEE STATE (1-0)</b>		
1974-75	N W	78-67 (1)
<b>MIDWESTERN STATE (1-0)</b>		
1982-83	H W	91-55
<b>MINNESOTA (1-6)</b>		
1949-50	A L	44-60
	H L	41-51
1955-56	N L	60-64
1966-67	N L	54-60 (P)
1972-73	N L	80-83 (P)
1990-91	A L	53-64
1991-92	N W	92-80 (P)
<b>MISSISSIPPI (0-1)</b>		
1999-00	N L	58-77

<b>MISSISSIPPI STATE (0-1)</b>		
1995-96	N L	62-76 (P)
<b>MISSISSIPPI VALLEY STATE (1-0)</b>		
2009-10	H W	76-62
<b>MISSOURI (1-2)</b>		
1956-57	N L	41-71
1982-83	A L	59-87
1984-85	H W	54-52
<b>MISSOURI STATE (1-1)</b>		
1991-92	H W	72-63
1992-93	A L	48-63
<b>MONTANA (14-3)</b>		
1925-26	H W	31-19
	A W	38-15
1926-27	H W	48-35
	A L	25-38
1927-28	H W	31-12
	A L	43-44
1928-29	A W	29-25
	H W	28-26
1937-38	H W	46-36
	H W	43-13
	A W	57-47ot
	A W	37-28
1959-60	H W	67-52
	H W	78-58
1961-62	A W	82-76
	A L	54-56
1972-73	H W	79-62
<b>MONTANA STATE (2-3)</b>		
1927-28	A L	36-55
1979-80	H W	105-80
2006-07	H W	72-63
2007-08	H L	59-60
2008-09	H L	79-82 ot
<b>MONTANA STATE-BILLINGS (0-1)</b>		
1995-96	H L	74-79
<b>NAVY (0-1)</b>		
1965-66	A L	55-59ot3
<b>NEBRASKA (6-4)</b>		
1940-41	H W	61-38
1945-46	A L	40-48
1953-54	H W	83-55
1959-60	H W	63-60
	N W	67-65 (P)
1965-66	A L	63-75
1968-69	H W	79-67
1996-97	A L	67-75
2008-09	H W	64-63
2009-10	A L	44-50
<b>NEVADA (4-5)</b>		
1921-22	W	44-15
	W	27-15
1922-23	A W	26-11
	A W	15-6
1974-75	A L	74-75
1976-77	H L	51-53
1978-79	H L	61-62 (2)
2006-07	H L	47-75
2008-09	A L	71-79
<b>NEW MEXICO (2-4)</b>		
1971-72	N W	81-69 (P)
1972-73	H L	79-84ot
1973-74	A L	75-89
1984-85	H L	65-72
1985-86	A L	63-81
1986-87	A W	85-82 (2)
<b>NEW MEXICO STATE (2-0)</b>		
1959-60	H W	54-50
1960-61	A W	65-55
<b>NEW ORLEANS (4-1)</b>		
1982-83	H W	88-71 (2)
1990-91	A L	64-68ot
1991-92	H W	79-58
1994-95	H W	78-61
1995-96	A W	68-61

<b>NEW YORK UNIVERSITY (1-1)</b>		
1949-50	A W	49-45
1950-51	A L	65-75
<b>NICHOLLS STATE (0-1)</b>		
1993-94	N L	86-93
<b>NORTH CAROLINA (1-3)</b>		
1953-54	N W	65-53
1967-68	N L	61-68 (P)
1977-78	N L	63-94
	A L	64-90
<b>NORTH CAROLINA STATE (1-4)</b>		
1955-56	A L	54-59
1974-75	A L	73-86
1976-77	N W	71-61 (P)
1992-93	A L	68-69
1993-94	H L	58-66
<b>NORTH CAROLINA-WILM. (1-0)</b>		
1993-94	N W	77-57 (P)
<b>NORTHEASTERN ILLINOIS (1-1)</b>		
1996-97	A L	63-78
1997-98	H W	92-60
<b>NORTHERN COLORADO (4-0)</b>		
2001-02	H W	64-59
2005-06	H W	70-52
2006-07	A W	69-67
2007-08	H W	65-56
<b>NORTHWESTERN (4-1)</b>		
1951-52	H W	69-58
1955-56	N W	63-61
1964-65	N W	67-65 (P)
1975-76	N L	67-72 (P)
1980-81	N W	90-70 (P)
<b>NORTHWESTERN STATE (0-1)</b>		
2005-06	N L	61-72
<b>NOTRE DAME (0-2)</b>		
1984-85	A L	70-79 (1)
1994-95	N L	69-72 (P)
<b>NOTRE DAME (CALIF.) (1-0)</b>		
1998-99	H W	71-39
<b>OHIO STATE (1-3)</b>		
1951-52	H L	57-61
1953-54	A W	62-60
1991-92	A L	56-84
1992-93	N L	77-85 (P)
<b>OKLAHOMA (0-4)</b>		
1946-47	N L	54-56 (1)
1992-93	A L	75-78
1993-94	H L	87-93
2000-01	N L	60-78
<b>OKLAHOMA BAPTIST (0-1)</b>		
1993-94	N L	69-85
<b>OKLAHOMA STATE (5-1)</b>		
1948-49	N L	30-55 (1)
1967-68	N W	49-48
1970-71	H W	69-63
	N W	84-76 (P)
1971-72	A W	76-72
	A W	70-56
<b>ORAL ROBERTS (1-1)</b>		
1976-77	N L	68-77 (P)
1991-92	H W	112-87
<b>PACIFIC (CALIF.) (1-2)</b>		
1929-30	A L	24-26
1992-93	H W	79-62
1994-95	A L	66-72

<b>PACIFIC (ORE.) (9-1)</b>		
1902-03	W	25-5
1906-07	H W	73-2
1911-12	H W	47-5
1916-17	A L	25-34
	H W	42-9
1917-18	W	25-14
	W	38-26
1923-24	H W	55-11
1924-25	W	32-16
1934-35	H W	53-11
<b>PENNSYLVANIA (2-0)</b>		
1981-82	N W	102-64
1984-85	N W	80-58 (P)
<b>PENN STATE (1-0)</b>		
1966-67	N W	64-61ot2
<b>PEPPERDINE (4-0)</b>		
1961-62	N W	69-67 (1)
1980-81	A W	82-76
1981-82	H W	84-69
	N W	70-51 (1)
<b>PITTSBURGH (3-0)</b>		
1950-51	H W	61-36
	H W	53-34
1981-82	N W	88-58 (P)
<b>PORTLAND (51-16)</b>		
1937-38	H W	39-18
	W	34-28
1938-39	W	48-28
1946-47	A W	58-38
	H W	70

1996-97 H W 81-64  
 2001-02 H W 74-60  
 2002-03 A W 71-64  
 2003-04 H L 89-97ot2  
 2004-05 H W 66-63  
 2005-06 A L 62-76  
 2006-07 H W 65-48  
 2007-08 H W 67-57

**PORTLAND STATE (11-0)**

1974-75 H W 76-70  
 1975-76 H W 106-76#  
 1976-77 A W 89-79  
 1977-78 H W 71-62  
 1978-79 H W 107-67  
 1979-80 H W 92-71  
 1980-81 A W 102-58  
 1996-97 H W 79-60  
 1997-98 H W 67-63  
 2001-02 A W 51-46  
 2002-03 H W 53-50

**PRAIRIE VIEW A&M (3-0)**

2003-04 H W 70-53  
 2004-05 A W 67-63  
 2005-06 H W 88-71

**PUGET SOUND (3-0)**

1972-73 H W 85-66  
 1973-74 H W 84-50  
 1986-87 H W 70-52

**RHODE ISLAND (1-0)**

1980-81 N W 103-55 (P)

**RICE (1-1)**

1956-57 H L 54-55  
 1977-78 N W 75-58 (P)

**ST. BONAVENTURE (1-0)**

1941-42 A W 38-33

**ST. JOHN'S (1-1)**

1980-81 A W 57-45  
 2001-02 N L 63-66

**ST. JOSEPH'S (1-1)**

1985-86 N L 46-64 (P)  
 1988-89 N W 89-67 (P)

**ST. LOUIS (0-2)**

1927-28 A L 23-24  
 1966-67 N L 52-64 (P)

**ST. MARTIN'S (1-0)**

1997-98 H W 73-61

**ST. MARY'S (3-1)**

1929-30 A L 21-29  
 A W 33-20  
 1966-67 H W 61-40  
 1968-69 H W 63-51

**SAMFORD (1-0)**

1974-75 H W 87-66

**SAN DIEGO (1-1)**

2000-01 A L 71-80  
 2001-02 H W 65-56

**SAN DIEGO STATE (1-0)**

1971-72 H W 96-90

**SAN FRANCISCO (3-7)**

1930-31 A L 18-28  
 1931-32 A L 28-40  
 1947-48 A L 42-44  
 1954-55 A L 34-60  
 H L 56-57 (1)  
 1956-57 H W 62-40  
 1962-63 N W 65-61 (1)  
 1964-65 H L 58-66  
 1967-68 H L 52-63  
 1968-69 A W 60-50

**SAN JOSE STATE (2-0)**

1967-68 H W 67-52  
 1986-87 N W 65-55 (P)

**SANTA CLARA (6-4)**

1929-30 A W 36-30  
 1952-53 H L 66-68  
 H W 69-68  
 1954-55 H W 39-34  
 N L 45-56  
 1984-85 A W 64-62  
 1985-86 H W 77-62  
 1994-95 H W 85-75  
 1995-96 N L 45-50 (P)  
 1997-98 A L 55-68

**SEATTLE (15-5)**

1954-55 H W 64-59  
 H W 83-71 (1)  
 1957-58 H W 63-55  
 1960-61 H W 67-53  
 N W 73-65 (P)  
 1961-62 H W 82-73ot2  
 A L 73-74  
 H W 69-65ot (1)  
 1962-63 A L 58-60  
 H W 66-60  
 N W 70-66 (1)  
 1963-64 A W 85-79  
 H W 76-72  
 N L 57-61 (1)  
 1975-76 H W 91-79#  
 1976-77 A L 51-55  
 1978-79 N W 83-74 (P)  
 2002-03 H W 81-38  
 2008-09 H W 71-67  
 2009-10 H L 48-99

**SEATTLE PACIFIC (3-0)**

1977-78 H W 85-54  
 1992-93 H W 69-62  
 2008-09 H W 71-67

**SETON HALL (1-0)**

1973-74 N W 88-83

**SIENA (1-0)**

2004-05 N W 69-67

**SOUTH CAROLINA STATE (2-0)**

1999-00 N W 92-57  
 2000-01 H W 62-46

**SOUTH DAKOTA (1-0)**

2009-10 N W 62-47

**SOUTH FLORIDA (1-0)**

2005-06 N W 61-56

**SOUTHEASTERN LOUISIANA (0-1)**

2006-07 H L 63-65

**SOUTHERN COLORADO (1-0)**

2000-01 H W 91-23

**SOUTHERN UTAH (1-0)**

2001-02 H W 73-63

**TEMPLE (2-0)**

1969-70 N W 65-44 (P)  
 1972-73 A W 56-50

**TENNESSEE (3-1)**

1964-65 N W 48-27 (P)  
 1970-71 A L 61-89  
 1989-90 A W 96-90ot  
 1990-91 H W 82-66

**TENNESSEE STATE (1-0)**

1982-83 N W 59-47 (P)

**TENNESSEE TECH (1-2)**

1985-86 N W 69-54 (P)  
 2005-06 A L 62-90  
 2007-08 H L 62-79

**TEXAS (1-4)**

1956-57 H L 63-64  
 1967-68 N W 54-42 (P)  
 1995-96 A L 54-83  
 1996-97 H L 83-86  
 2001-02 N L 68-78

**TEXAS A&M (2-0)**

1941-42 N W 36-30  
 1976-77 N W 80-58 (P)

**TEXAS A&M-C.C. (1-1)**

1999-00 H W 82-70  
 2009-10 N L 43-67

**TEXAS CHRISTIAN (1-0)**

1987-88 N W 63-49 (P)

**TEXAS-EL PASO (3-2)**

1985-86 H L 49-64  
 1986-87 A W 83-72  
 2008-09 H W 75-69 (5)  
 A L 63-70 (5)  
 H W 81-73 (5)

**TEXAS-PAN AMERICAN (1-0)**

2005-06 H W 78-54

**TEXAS TECH (0-1)**

2009-10 A L 60-64

**TEXAS WESLEYAN (1-0)**

1978-79 H W 115-59

**TULANE (0-1)**

1953-54 N L 70-74

**TULSA (0-1)**

1998-99 N L 57-59

**UC DAVIS (1-0)**

2007-08 A W 73-59

**UC IRVINE (3-1)**

1994-95 A L 73-89  
 1995-96 H W 64-57  
 1997-98 A W 65-43  
 1998-99 H W 80-70

**UC RIVERSIDE (0-1)**

2000-01 H L 63-67

**UC SAN DIEGO (2-0)**

1992-93 H W 97-39  
 1997-98 H W 116-78

**UC SANTA BARBARA (1-2)**

1961 A L 53-62  
 1987 H W 91-85  
 1988 A L 70-71

**UNLV (1-3)**

1973-74 H L 59-74  
 1975-76 A L 85-96  
 2004-05 A L 61-86  
 2005-06 H W 69-63

**USC UPSTATE (1-0)**

2007-08 N W 65-46

**UTAH (7-12)**

1939-40 A L 37-53  
 A L 20-39  
 1940-41 H W 42-37  
 H W 42-36  
 1948-49 A L 42-53  
 1949-50 H W 53-41  
 H L 42-51  
 1957-58 H W 65-63  
 1958-59 A L 41-70  
 A L 38-62  
 1965-66 N L 64-70 (1)  
 1968-69 A L 54-86  
 1970-71 H W 91-75  
 1976-77 A L 75-92  
 1978-79 H W 74-56  
 1982-83 A L 62-68ot  
 1983-84 H W 62-49  
 1997-98 N L 61-69 (P)  
 1999-00 A L 77-87

**UTAH STATE (8-0)**

1939-40 A W 39-38  
 A W 41-39  
 1940-41 A W 43-26  
 A W 39-34  
 1941-42 N W 46-30  
 1948-49 N W 52-38  
 1975-76 A W 81-66#  
 H W 80-64#

**VERMONT (1-0)**

2008-09 H W 71-70 ot (5)

**VILLANOVA (2-1)**

1955-56 N L 63-68  
 1965-66 A W 65-59ot (P)  
 1977-78 N W 58-57ot (P)

**WAKE FOREST (0-1)**

1977-78 A L 74-94

**WASHINGTON-ST. LOUIS (1-0)**

1942-43 A W 40-32

**WAYNE STATE (1-0)**

1942-43 W 41-29

**WEBER STATE (3-1)**

1971-72 H W 82-75  
 1976-77 A W 76-73 (P)  
 N L 49-61 (P)  
 1977-78 H W 74-72ot

**WEST VIRGINIA (0-3)**

1962-63 N L 65-70  
 1973-74 A L 74-78  
 1983-84 N L 62-64 (1)

**WESTERN ILLINOIS (1-0)**

1982-83 N W 91-71

**WESTERN MICHIGAN (2-1)**

1990-91 H W 101-76  
 1991-92 A L 76-87  
 2005-06 N W 73-68

**WESTERN OREGON (1-0)**

2006-07 H W 71-58

**WICHITA STATE (2-2)**

1958-59 H W 72-55  
 1972-73 H W 78-73  
 1985-86 A L 63-66ot  
 1987-88 H L 57-60

**WILLAMETTE (52-11)**

1901-02 A L 11-63  
 W 14-10  
 1902-03 H W 13-10  
 1903-04 A L 12-14  
 1904-05 W 45-5  
 H W 22-3  
 A L 18-19  
 1905-06 W 21-7  
 1907-08 W 52-13  
 W 28-13  
 1909-10 W 38-27  
 1910-11 L 15-25  
 L 18-22  
 1911-12 H W 45-9  
 A W 25-1  
 1912-13 W 16-14  
 1914-15 W 28-14  
 W 23-14  
 1915-16 A W 17-13  
 1917-18 A W 10-9  
 1919-20 A L 25-26  
 H W 25-18  
 1920-21 L 26-27  
 L 19-36  
 1921-22 A W 50-16  
 W 43-13  
 1922-23 W 38-19  
 W 39-13  
 1924-25 H W 45-19  
 W 39-18  
 1926-27 W 35-16  
 1928-29 A W 39-31  
 L 21-24

W 46-22  
 1929-30 W 34-25  
 W 39-36  
 1930-31 H W 35-24  
 1931-32 W 42-32  
 1932-33 W 38-23  
 1933-34 W 41-24  
 1934-35 W 34-23  
 W 25-18  
 1935-36 W 30-29  
 1936-37 L 28-31  
 1939-40 A W 38-20  
 H W 52-30  
 1940-41 N W 47-43  
 1941-42 A W 44-34  
 1942-43 H W 35-18  
 H W 46-28  
 1943-44 H W 28-23  
 A L 27-35  
 1944-45 H W 43-30  
 A W 36-30  
 H W 48-31  
 A W 33-27  
 1946-47 H W 66-29  
 A W 71-35  
 1947-48 H W 47-41  
 1948-49 H W 63-40  
 A W 43-41  
 1951-52 A W 64-54  
 2003-04 H W 84-53

**WISCONSIN (2-1)**

1927-28 A L 21-36  
 1949-50 A W 49-36  
 1960-61 N W 56-54 (P)

**WISCONSIN-PARKSIDE (1-0)**

1979-80 H W 74-46

**WYOMING (8-3)**

1946-47 N W 63-46 (1)  
 1948-49 H W 55-50  
 H L 52-53ot  
 1955-56 H W 53-46  
 H L 51-52  
 1956-57 A W 68-65  
 1972-73 N W 81-56 (P)  
 1977-78 H W 79-69  
 1978-79 A W 71-56  
 1999-00 H W 83-77  
 2000-01 N L 53-65

**YALE (1-0)**

1957-58 H W 79-69

# OREGON STATE POSTSEASON RESULTS

## NCAA TOURNAMENT (16 APPEARANCES, 12-19 RECORD)

YEAR	DATE	SITE	ROUND	SEEDINGS	RESULT
1947	March 21	Kansas City, Mo.	West Regional Semifinals	—	L Oklahoma 56, Oregon State 54
	March 22	Kansas City, Mo.	West Regional Consolation	—	W Oregon State 63, Wyoming 46
1949	March 18	Kansas City, Mo.	West Regional Semifinals	—	W Oregon State 56, Arkansas 38
	March 19	Kansas City, Mo.	West Regional Final	—	L Oklahoma State 55, Oregon State 30
	March 25	Seattle, Wash.	Final Four — Third-Place Game	—	L Illinois 57, Oregon State 53
1955	March 11	Corvallis	West Regional Semifinals	—	W Oregon State 83, Seattle 71
	March 12	Corvallis	West Regional Final	—	L San Francisco 57, Oregon State 56
1962	March 13	Corvallis	West Regional First Round	—	W Oregon State 69, Seattle 65 (OT)
	March 16	Provo, Utah	West Regional Semifinals	—	W Oregon State 69, Pepperdine 67
	March 17	Provo, Utah	West Regional Final	—	L UCLA 88, Oregon State 69
1963	March 11	Eugene, Ore.	West Regional First Round	—	W Oregon State 70, Seattle 66
	March 15	Provo, Utah	West Regional Semifinals	—	W Oregon State 65, San Francisco 61
	March 16	Provo, Utah	West Regional Final	—	W Oregon State 83, Arizona State 65
	March 22	Louisville, Ky.	Final Four — National Semifinals	—	L Cincinnati 80, Oregon State 46
1964	March 23	Louisville, Ky.	Final Four — Third-Place Game	—	L Duke 85, Oregon State 63
	March 10	Eugene, Ore.	West Regional First Round	—	L Seattle 61, Oregon State 57
1966	March 11	Los Angeles, Calif.	West Regional Semifinals	—	W Oregon State 63, Houston 60
	March 12	Los Angeles, Calif.	West Regional Final	—	L Utah 70, Oregon State 64
1975	March 15	Lexington, Ky.	Mideast Regional First Round	—	W Oregon State 78, Middle Tennessee State 67
	March 20	Dayton, Ohio	Mideast Regional Semifinals	—	L Indiana 81, Oregon State 71
	March 22	Dayton, Ohio	Mideast Regional Consolation	—	L Central Michigan 88, Oregon State 87
1980	March 8	Ogden, Utah	West Regional Second Round	(2) Oregon State vs. (10) Lamar	L Lamar 81, Oregon State 77
1981	March 14	Los Angeles, Calif.	West Regional Second Round	(1) Oregon State vs. (8) Kansas State	L Kansas State 50, Oregon State 48
1982	March 14	Pullman, Wash.	West Regional Second Round	(2) Oregon State vs. (7) Pepperdine	W Oregon State 70, Pepperdine 51
	March 18	Provo, Utah	West Regional Semifinals	(2) Oregon State vs. (3) Idaho	W Oregon State 60, Idaho 42
	March 20	Provo, Utah	West Regional Final	(1) Georgetown vs. (2) Oregon State	L Georgetown 69, Oregon State 45
	1984	March 15	Birmingham, Ala.	Mideast Regional First Round	(6) Oregon State vs. (11) West Virginia
1985	March 14	South Bend, Ind.	Southeast Regional First Round	(7) Notre Dame vs. (10) Oregon State	L Notre Dame 79, Oregon State 70
1988	March 17	Atlanta, Ga.	Southeast Regional First Round	(5) Louisville vs. (12) Oregon State	L Louisville 70, Oregon State 61
1989	March 15	Salt Lake City, Utah	West Regional First Round	(6) Oregon State vs. (11) Evansville	L Evansville 94, Oregon State 90 (OT)
1990	March 15	Salt Lake City, Utah	West Regional First Round	(5) Oregon State vs. (12) Ball State	L Ball State 54, Oregon State 53

## NATIONAL INVITATIONAL TOURNAMENT (4 APPEARANCES, 3-4 RECORD)

YEAR	DATE	SITE	ROUND	RESULT
1979	March 7	Corvallis	First Round	L Nevada 62, Oregon State 61
1983	March 16	Corvallis	First Round	W Oregon State 77, Idaho 59
	March 21	Corvallis	Second Round	W Oregon State 88, New Orleans 71
	March 24	Corvallis	Third Round	L Fresno State 76, Oregon State 67
1987	March 13	Albuquerque, N.M.	First Round	W Oregon State 85, New Mexico 82
	March 17	Corvallis	Second Round	L California 65, Oregon State 62
2005	March 16	Corvallis	Opening Round	L Cal State Fullerton 85, Oregon State 83 (OT)

## COLLEGE BASKETBALL INVITATIONAL (2 APPEARANCES, 5-2 RECORD)

YEAR	DATE	SITE	ROUND	RESULT
2009	March 18	Corvallis	First Round	W Oregon State 49, Houston 45
	March 23	Corvallis	Quarterfinals	W Oregon State 71, Houston 70 (OT)
	March 25	Corvallis	Semifinals	W Oregon State 65, Stanford 62 (OT)
	March 30	Corvallis	Championship Series	W Oregon State 75, UTEP 69
	April 1	El Paso, Texas	Championship Series	L UTEP 70, Oregon State 63
2010	April 3	El Paso, Texas	Championship Series	W Oregon State 81, UTEP 73
	March 17	Corvallis	First Round	L Boston 96, Oregon State 78

## PAC-10 TOURNAMENT (10 APPEARANCES, 5-10 RECORD)

YEAR	DATE	SITE	ROUND	SEEDINGS	RESULT
1987	March 6	Los Angeles, Calif. (Pauley)	Quarterfinals	(4) California vs. (5) Oregon State	L California 64, Oregon State 57
1988	March 11	Tucson, Ariz. (McKale)	Quarterfinals	(2) Oregon State vs. (10) Washington	W Oregon State 80, Washington 61
	March 12	Tucson, Ariz. (McKale)	Semifinals	(2) Oregon State vs. (6) Washington State	W Oregon State 74, Washington State 68 (OT)
	March 13	Tucson, Ariz. (McKale)	Championship	(1) Arizona vs. (2) Oregon State	L Arizona 93, Oregon State 67
1989	March 10	Los Angeles, Calif. (Forum)	Quarterfinals	(4) Oregon State vs. (5) California	W Oregon State 79, California 66
	March 11	Los Angeles, Calif. (Forum)	Semifinals	(1) Arizona vs. (4) Oregon State	L Arizona 98, Oregon State 87
1990	March 9	Tempe, Ariz. (Wells Fargo)	Quarterfinals	(1) Oregon State vs. (8) Arizona State	L Arizona State 83, Oregon State 75
2003	March 13	Los Angeles, Calif. (Staples)	Quarterfinals	(3) California vs. (6) Oregon State	L California 69, Oregon State 46
2005	March 10	Los Angeles, Calif. (Staples)	Quarterfinals	(4) UCLA vs. (5) Oregon State	W Oregon State 79, UCLA 72
	March 11	Los Angeles, Calif. (Staples)	Semifinals	(1) Arizona vs. (5) Oregon State	L Arizona 90, Oregon State 59
2006	March 8	Los Angeles, Calif. (Staples)	First Round	(8) Arizona State vs. (9) Oregon State	W Oregon State 71, Arizona State 68
	March 9	Los Angeles, Calif. (Staples)	Quarterfinals	(1) UCLA vs. (9) Oregon State	L UCLA 79, Oregon State 47
2007	March 7	Los Angeles, Calif. (Staples)	First Round	(8) California vs. (9) Oregon State	L California 70, Oregon State 51
2008	March 12	Los Angeles, Calif. (Staples)	First Round	(7) Arizona vs. (10) Oregon State	L Arizona 87, Oregon State 56
2009	March 11	Los Angeles, Calif. (Staples)	First Round	(8) Oregon State vs. (9) Stanford	L Stanford 62, Oregon State 54
2010	March 11	Los Angeles, Calif. (Staples)	First Round	(3) Washington vs. (6) Oregon State	L Washington 59, Oregon State 52

# OREGON STATE POSTSEASON RECORDS

## ALL POSTSEASON GAMES

### INDIVIDUAL RECORDS

POINTS..... 31, Gary Payton vs. Evansville (1989 NCAA)  
31, Gary Payton vs. Arizona State (1990 Pac-10)  
30, Mel Counts vs. Seattle (1963 NCAA)

REBOUNDS..... 21, Mel Counts vs. Pepperdine (1962 NCAA)  
19, Mel Counts vs. Seattle (1964 NCAA)  
18, Mel Counts vs. Duke (1963 NCAA)  
18, Steve Johnson vs. Lamar (1980 NCAA)

ASSISTS..... 10, Gary Payton vs. Arizona (1988 Pac-10)  
10, Gary Payton vs. Evansville (1989 NCAA)

FIELD GOALS MADE..... 13, Mel Counts vs. Seattle (1963 NCAA)  
13, David Lucas vs. CS Fullerton (2005 NIT)

### THREE-POINT FIELD

GOALS MADE ..... 5, Rickey Claitt at UTEP (2009 CBI)  
5, Lathen Wallace vs. UTEP (3/30/09)  
5, Gary Payton vs. Arizona State (1990 Pac-10)

FREE THROWS MADE... 15, Mel Counts vs. Seattle (1964 NCAA)

### FREE THROWS

ATTEMPTED ..... 18, Mel Counts vs. Seattle (1964 NCAA)

BLOCKED SHOTS..... 4, David Lucas vs. CS Fullerton (2005 NIT)

STEALS..... 7, Charlie Neal vs. MTSU (1975 NCAA)

MINUTES..... 50, Earl Martin vs. Washington St. (1988 Pac-10)  
50, Gary Payton vs. Washington St. (1988 Pac-10)

### TEAM RECORDS

POINTS..... 90 vs. Evansville (1989 NCAA)

FIELD GOAL PCT..... .619 vs. Houston (1966 NCAA)

THREE POINT FIELD GOALS..... 12 at UTEP (2009 CBI)

### THREE-POINT FIELD

GOALS ATTEMPTED ..... 27 vs. CS Fullerton (2005 NIT)

FREE THROWS..... 24, three times  
last vs. Washington State (1988 Pac-10)

FREE THROWS ATTEMPTED ..... 34 vs. New Orleans (1983 NIT)

REBOUNDS..... 62 vs. Pepperdine (1962 NCAA)

PERSONAL FOULS..... 28 vs. Seattle (1964 NCAA)

ASSISTS ..... 29 vs. Central Michigan (1975 NCAA)

BLOCKED SHOTS..... 6 vs. MTSU (1975 NCAA)  
6 vs. CS Fullerton (2005 NIT)

STEALS..... 19 vs. MTSU (1975 NCAA)

## NCAA TOURNAMENT

### INDIVIDUAL RECORDS

POINTS..... 31, Gary Payton vs. Evansville, 3/15/89  
30, Mel Counts vs. Seattle, 3/11/63  
27, Jay Carty vs. Seattle, 3/13/62  
27, Mel Counts vs. Seattle, 3/10/64

REBOUNDS..... 21, Mel Counts vs. Pepperdine, 3/16/62  
19, Mel Counts vs. Seattle, 3/10/64  
18, Mel Counts vs. Duke, 3/23/63  
18, Steve Johnson vs. Lamar, 3/8/80

ASSISTS ..... 10, Gary Payton vs. Evansville, 3/15/89  
8, Gary Payton vs. Louisville, 3/17/88

FIELD GOALS MADE..... 13, Mel Counts vs. Seattle, 3/11/63

### THREE-POINT FIELD

GOALS MADE ..... 3, Charles McKinney vs. Ball State, 3/15/90

FREE THROWS MADE..... 15, Mel Counts vs. Seattle, 3/10/64

### FREE THROWS

ATTEMPTED ..... 18, Mel Counts vs. Seattle, 3/10/64

BLOCKED SHOTS..... 2, Lonnie Shelton vs. MTSU, 3/15/75  
..... 2, Steve Johnson vs. Kansas State, 3/14/81

STEALS..... 7, Charlie Neal vs. MTSU, 3/15/75

MINUTES..... 45, Gary Payton vs. Evansville, 3/15/89

### TEAM RECORDS

POINTS ..... 90 vs. Evansville, 3/15/89

FIELD GOAL PCT..... .619 vs. Houston, 3/11/66

THREE POINT FIELD GOALS..... 6 vs. Ball State, 3/15/90

### THREE-POINT FIELD

GOALS ATTEMPTED ..... 14 vs. Ball State, 3/15/90

FREE THROWS..... 24 vs. Pepperdine, 3/13/82

FREE THROWS ATTEMPTED ..... 31 vs. Seattle, 3/11/55  
31 vs. Pepperdine, 3/13/82

REBOUNDS ..... 62 vs. Pepperdine, 3/16/62

PERSONAL FOULS..... 28 vs. Seattle, 3/10/64

ASSISTS ..... 29 vs. Central Michigan, 3/22/75

BLOCKED SHOTS..... 6 vs. MTSU, 3/15/75

STEALS..... 19 vs. MTSU, 3/15/75

## PAC-10 TOURNAMENT

### INDIVIDUAL RECORDS

POINTS..... 31, Gary Payton vs. Arizona State, 3/9/90  
27, Eric Knox vs. California, 3/10/89  
26, Earl Martin vs. Washington, 3/11/88

REBOUNDS..... 12, David Lucas vs. Arizona, 3/11/05  
10, Scott Haskin vs. Arizona State, 3/9/90  
9, four times

ASSISTS ..... 10, Gary Payton vs. Arizona, 3/13/88  
8, Gary Payton vs. Washington, 3/11/88  
8, Gary Payton vs. California, 3/10/89

FIELD GOALS MADE..... 12, Earl Martin vs. Washington, 3/11/88  
12, Gary Payton vs. Arizona State, 3/9/90

### THREE-POINT FIELD

GOALS MADE ..... 5, Gary Payton vs. Arizona State, 3/9/90

FREE THROWS MADE..... 10, Eric Knox vs. WSU, 3/12/88

### FREE THROWS

ATTEMPTED ..... 10, Eric Knox vs. WSU, 3/12/88

BLOCKED SHOTS..... 3, Brian Jackson vs. California, 3/13/03  
3, Nick DeWitz vs. UCLA, 3/10/05  
3, Liam Hughes vs. UCLA, 3/9/06

STEALS..... 4, Will Brantley, vs. WSU, 3/12/88  
4, Gary Payton vs. Arizona State, 3/9/90

MINUTES..... 50, Earl Martin vs. WSU, 3/12/88  
50, Gary Payton vs. WSU, 3/21/88

### TEAM RECORDS

POINTS..... 87 vs. Arizona, 3/11/89

FIELD GOAL PCT..... .542 vs. Washington, 3/11/88

THREE POINT FIELD GOALS..... 10 vs. Arizona State, 3/9/90

### THREE-POINT FIELD

GOALS ATTEMPTED ..... 25 vs. Arizona State, 3/9/90  
25 vs. California, 3/7/07

FREE THROWS..... 24 vs. WSU, 3/12/88

FREE THROWS ATTEMPTED ..... 30 vs. WSU, 3/12/88

REBOUNDS ..... 41 vs. California, 3/13/03

PERSONAL FOULS..... 24 vs. Arizona, 3/11/89

ASSISTS ..... 20 vs. Arizona, 3/13/88

BLOCKED SHOTS..... 7 vs. UCLA, 3/9/06

STEALS..... 12 vs. California, 3/10/89

# NCAA TOURNAMENT RECAPS

## 1947 NCAA WEST REGIONAL SEMIFINALS

**OKLAHOMA 56, OREGON STATE 54**  
**MARCH 21 AT KANSAS CITY, MO.**

Oregon State scoring: Lew Beck 20, Red Rocha 12, Cliff Crandall 8, Dan Torrey 6, Alex Petersen 5, Morris Silver 2, Erland Anderson 1, Frank Roelandt 0, Don Samuel 0.

Oklahoma scoring: Courty 17, Tucker 17, Reich 11, Waters 5, Paine 4, Jones 0, Landon 0, Merchant 0.

Halftime Score: Oklahoma 32, Oregon State 27

## 1947 NCAA WEST REGIONAL CONSOLATION

**OREGON STATE 63, WYOMING 46**  
**MARCH 22 AT KANSAS CITY, MO.**

Oregon State scoring: Lew Beck 20, Erland Anderson 10, Red Rocha 9, Cliff Crandall 8, Dan Torrey 6, Alex Petersen 6, Morris Silver 4, Norm Carey 0, Doug Martin 0.

Wyoming scoring: Reese 17, Todrovich 11, Volker 11, Collins 5, Peyton 1, Pilch 1, Bloom 0, Doty 0, Rogers 0.

Halftime Score: Oregon State 32, Wyoming 27

## 1949 NCAA WEST REGIONAL SEMIFINALS

**OREGON STATE 56, ARKANSAS 38**  
**MARCH 18 AT KANSAS CITY, MO.**

Oregon State scoring: Dick Ballentyne 13, Cliff Crandall 13, Alex Petersen 10, Bill Harper 7, Dan Torrey 6, Ed Fleming 2, Paul Sliper 2, Harvey Watt 2, Len Rinearson 1, James Catterall 0, Tommy Holman 0, Ray Snyder 0.

Arkansas scoring: Hroton 12, Cathcart 6, Campbell 5, Ambler 4, Rankin 4, Kearns 3, Coleman 2, Hudspeth 2, Williams 2, Adams 0, Price 0.

Halftime Score: Oregon State 21, Arkansas 17

## 1949 NCAA WEST REGIONAL FINAL

**OKLAHOMA STATE 55, OREGON STATE 30**  
**MARCH 19 AT KANSAS CITY, MO.**

Oregon State scoring: Cliff Crandall 11, Tommy Holman 4, Alex Petersen 4, Dick Ballentyne 3, Ed Fleming 2, Bill Harper 2, Ray Snyder 2, James Catterall 1, Dan Torrey 1, Len Rinearson 0, Paul Sliper 0, Harvey Watt 0.

Oklahoma State scoring: Harris 23, Shelton 13, Parks 8, Bradley 7, Smith 4, Hayes 0, Hobbs 0, McArthur 0, Pilgram 0, Yates 0.

Halftime Score: Oklahoma State 21, Oregon State 11

## 1949 NCAA FINAL FOUR — THIRD-PLACE GAME

**ILLINOIS 57, OREGON STATE 53**  
**MARCH 23 AT SEATTLE, WASH.**

Oregon State scoring: Cliff Crandall 18, Dick Ballentyne 8, Alex Petersen 8, Harvey Watt 6, Ed Fleming 5, Ray Snyder 4, Bill Harper 2, Len Rinearson 2, Dan Torrey 0.

Illinois scoring: Osterkorn 17, Eddelman 11, Foley 7, Green 7, Kersulis 7, Erickson 6, Sundrig 2, Anderson 0.

Halftime Score: Illinois 28, Oregon State 19

## 1955 NCAA WEST REGIONAL SEMIFINALS

**OREGON STATE 83, SEATTLE 71**  
**MARCH 11 IN CORVALLIS**

Oregon State scoring: Swede Halbrook 21, Tony Vlastelica 14, Bill Toole 10, Phil Shadoin 10, Tex Whiteman 9, Jay Dean 7, Reggie Halligan 4, Johnny Jarboe 4, Bob Allord 2, Ron Fundingsland 2, Larry Paulus 0.

Seattle scoring: Godes 16, Stricklin 14, Glowaski 11, Bauer 8, Fuhrer 7, Malone 7, Kelly 6, Vaughn 2, Cox 0.

Halftime Score: Oregon State 50, Seattle 36

## 1955 NCAA WEST REGIONAL FINAL

**SAN FRANCISCO 57, OREGON STATE 56**  
**MARCH 12 IN CORVALLIS**

Oregon State scoring: Swede Halbrook 18, Tony Vlastelica 12, Tex Whiteman 11, Bill Toole 6, Reggie Halligan 5, Ron Robins 4, Johnny Jarboe 0, Phil Shadoin 0.

San Francisco scoring: Russell 29, Jones 11, Wiebusch 6, Buchanan 4, Perry 4, Mullen 2, Baxter 1, Zannini 0.

Halftime Score: San Francisco 30, Oregon State 27

## 1962 NCAA WEST REGIONAL FIRST ROUND

**OREGON STATE 69, SEATTLE 65 (OT)**  
**MARCH 13 IN CORVALLIS**

Oregon State scoring: Jay Carty 27, Mel Counts 20, Steve Pauly 11, David Hayward 7, Terry Baker 4, Tim Campbell 0, Bob Jacobson 0, Ray Torgerson 0.

Seattle scoring: Miles 26, Shaules 16, Butler 8, Dunston 7, Tresvant 4, Brennan 2, Preston 2, Smither 0, Stautz 0.

Halftime Score: Seattle 29, Oregon State 23

End of Regulation: Oregon State 59, Seattle 59

## 1962 NCAA WEST REGIONAL SEMIFINALS

**OREGON STATE 69, PEPPERDINE 67**  
**MARCH 16 AT PROVO, UTAH**

Oregon State scoring: Terry Baker 15, Mel Counts 15, Steve Pauly 15, Jay Carty 14, Bob Jacobson 10, Tim Campbell 0, David Hayward 0, Ray Torgerson 0.

Pepperdine scoring: Warlick 23, Tift 15, Tinsley 13, Dinnel 8, Smith 8, Bridges 0, Dougan 0.

Halftime Score: Oregon State 35, Pepperdine 30

## 1962 NCAA WEST REGIONAL FINAL

**UCLA 88, OREGON STATE 69**  
**MARCH 17 AT PROVO, UTAH**

Oregon State scoring: Mel Counts 24, Steve Pauly 10, Jay Carty 9, Terry Baker 6, David Hayward 6, Bob Jacobson 5, Ray Torgerson 4, Lynn Baxter 3, Gary Rossi 2, Rex Benner 0, Tim Campbell 0.

UCLA scoring: Green 23, Hazzard 17, Cunningham 12, Waxman 12, Blackman 7, Slaughter 7, Hicks 4, Gower 2, Rosvall 2, Stewart 2, Huggins 0, Milhorn 0.

Halftime Score: UCLA 44, Oregon State 30

## 1963 NCAA WEST REGIONAL FIRST ROUND

**OREGON STATE 70, SEATTLE 66**  
**MARCH 11 AT EUGENE, ORE.**

Oregon State scoring: Mel Counts 30, Steve Pauly 13, Terry Baker 9, Frank Peters 8, Jim Jarvis 6, David Hayward 2, Jim Kraus 2, Gary Rossi 0.

Seattle scoring: Miles 28, Tresvant 16, Smither 9, Williams 8, Dunston 5, Preston 0.

Halftime Score: Oregon State 35, Seattle 29

## 1963 NCAA WEST REGIONAL SEMIFINALS

**OREGON STATE 65, SAN FRANCISCO 61**  
**MARCH 15 AT PROVO, UTAH**

Oregon State scoring: Mel Counts 22, Terry Baker 21, Frank Peters 9, Jim Jarvis 8, Jim Kraus 3, Steve Pauly 2, Tim Campbell 0.

San Francisco scoring: E. Thomas 21, Johnson 15, Lee 12, Brovelli 7, Moffatt 4, Brainard 2, Belluomini 0, H. Thomas 0.

Halftime Score: Oregon State 35, San Francisco 30

## 1963 NCAA WEST REGIONAL FINAL

**OREGON STATE 83, ARIZONA STATE 65**  
**MARCH 16 AT PROVO, UTAH**

Oregon State scoring: Mel Counts 26, Steve Pauly 21, Terry Baker 15, Frank Peters 14, Jim Jarvis 5, Gary Rossi 2, Jim Kraus 0, Ray Torgerson 0.

Arizona State scoring: Caldwell 17, Cerkvenik 16, Becker 13, Senitza 8, Dairman 6, Howard 3, Disarufino 2.

Halftime Score: Oregon State 43, Arizona State 38

## 1963 NCAA FINAL FOUR — NATIONAL SEMIFINALS

**CINCINNATI 80, OREGON STATE 46**  
**MARCH 22 AT LOUISVILLE, KY.**

Oregon State scoring: Mel Counts 20, Jim Jarvis 5, Rex Benner 4, Frank Peters 4, Steve Pauly 4, Jim Kraus 3, Gary Rossi 2, Ray Torgerson 2, Tim Campbell 1, David Hayward 1, Terry Baker 0.

Cincinnati scoring: Wilson 24, Bonham 14, Thacker 14, Yates 12, Cunningham 4, Meyer 3, Abernathy 2, Elsasser 2, Shingleton 2, Smith 2, Heidetting 1.

Halftime Score: Cincinnati 30, Oregon State 27

## 1963 NCAA FINAL FOUR — THIRD-PLACE GAME

**DUKE 85, OREGON STATE 63**  
**MARCH 23 AT LOUISVILLE, KY.**

Oregon State scoring: Mel Counts 25, Steve Pauly 12, Frank Peters 8, Terry Baker 7, Jim Jarvis 7, David Hayward 4, Rex Benner 0, Jim Kraus 0, Ray Torgerson 0.

Duke scoring: Heyman 22, Schmidt 20, Mullins 14, Tison 11, Harrison 9, Buckley 6, Ferguson 2, Herbster 1, Cox 0, Jamieson 0, Kitching 0.

Halftime Score: Duke 34, Oregon State 23

## 1964 NCAA WEST REGIONAL FIRST ROUND

**SEATTLE 61, OREGON STATE 57**  
**MARCH 10 AT EUGENE, ORE.**

Oregon State scoring: Mel Counts 27, Scott Eaton 8, Jim Jarvis 8, Frank Peters 6, Terry Dreisewerd 4, Jim Kraus 2, Rick Whelan 2, Lynn Baxter 0, Rex Benner 0.

Seattle scoring: Heyward 14, Vermillion 13, Williams 12, Wheeler 9, Phillips 7, Tresvand 5, Turney 1, Griffin 0, Tebbs 0.

Halftime Score: Oregon State 34, Seattle 31

## 1966 NCAA WEST REGIONAL SEMIFINALS

**OREGON STATE 63, HOUSTON 60**  
**MARCH 11 AT LOS ANGELES, CALIF.**

Oregon State scoring: Rick Whelan 24, Loy Petersen 13, Ed Fredenburg 10, Charlie White 10, Scott Eaton 6, Harry Gunner 0.

Houston scoring: Hamood 18, Hayes 14, Kruse 8, Chaney 6, Grider 6, Apolskis 3, Lentz 3, Ballard 2.

Halftime Score: Houston 30, Oregon State 28

## 1966 NCAA WEST REGIONAL FINAL

**UTAH 70, OREGON STATE 64**  
**MARCH 12 AT LOS ANGELES, CALIF.**

Oregon State scoring: Charlie White 20, Ed Fredenburg 15, Scott Eaton 13, Rick Whelan 10, Loy Petersen 5, Harry Gunner 1, Ray Carlile 0.

Utah scoring: Chambers 33, Tate 16, Jackson 10, Ockel 5, MacKay 4, Black 2.

Halftime Score: Utah 41, Oregon State 24

# NCAA TOURNAMENT RECAPS

## 1975 NCAA MIDEAST REGIONAL FIRST ROUND

**OREGON STATE 78, MID. TENNESSEE ST. 67**

**MARCH 15 AT LEXINGTON, KY.**

Oregon State scoring: Lonnie Shelton 23, Don Smith 15, Doug Oxsen 11, Paul Miller 10, Roosevelt Daniel 6, George Tucker 3, Tim Hennessey 2, Leon Jordan 2, Rickey Lee 2, Charlie Neal 2, Brad Woolrich 2, Steve Bakke 0, Mark Gregg 0, Carl Runyon 0.

Middle Tennessee State scoring: Sorrell 23, Martin 18, Darcus 11, Sisneros 10, Peeler 5, Allen 0, Bonner 0, Collins 0, Malcolm 0, Taylor 0

Halftime Score: Oregon State 30, Middle Tennessee State 19

## 1975 NCAA MIDEAST REGIONAL SEMIFINALS

**INDIANA 81, OREGON STATE 71**

**MARCH 20 AT DAYTON, OHIO**

Oregon State scoring: Don Smith 14, Paul Miller 9, Roosevelt Daniel 8, Rickey Lee 8, George Tucker 8, Lonnie Shelton 7, Charlie Neal 6, Doug Oxsen 4, Carl Runyon 4, Tim Hennessey 3.

Indiana scoring: Green 34, Benson 23, Wilkerson 10, Buckner 6, Laskowski 4, Crews 2, Radford 2, Abernathy 0, Ahlfeld 0, Haymore 0, Kamstra 0, May 0, Noort 0, Wisman 0.

Halftime Score: Indiana 48, Oregon State 27

## 1975 NCAA MIDEAST REGIONAL CONSOLATION

**CENTRAL MICHIGAN 88, OREGON STATE 87**

**MARCH 22 AT DAYTON, OHIO**

Oregon State scoring: Don Smith 18, Paul Miller 16, George Tucker 13, Charlie Neal 10, Lonnie Shelton 10, Rickey Lee 8, Doug Oxsen 8, Roosevelt Daniel 4.

Central Michigan scoring: Roundfield 25, McElroy 21, Drake 10, Helmink 9, Alexander 7, Davis 6, Kaeding 4, McClain 4, Parks 2, Cicotte 0.

Halftime Score: Central Michigan 49, Oregon State 41

## 1980 NCAA WEST REGIONAL SECOND ROUND

**LAMAR 81, OREGON STATE 77**

**MARCH 8 AT OGDEN, UTAH**

Oregon State scoring: Steve Johnson 24, Ray Blume 22, Rob Holbrook 10, Mark Radford 9, William Brew 8, Dwayne Allen 2, Tony Martin 2, Vince Hinchen 0, Bill McShane 0, Jeff Stoutt 0.

Lamar scoring: Davis 18, Olliver 18, Brooks 15, Kea 11, Lewis 11, Williams 8, Rutler 0.

Halftime Score: Lamar 42, Oregon State 35

## 1981 NCAA WEST REGIONAL SECOND ROUND

**KANSAS STATE 50, OREGON STATE 48**

**MARCH 14 AT LOS ANGELES, CALIF.**

Oregon State scoring: Steve Johnson 16, Ray Blume 10, Mark Radford 8, Lester Conner 6, Jeff Stoutt 4, Charlie Sitton 4, Rob Holbrook 0, Bill McShane 0.

Kansas State scoring: Blackman 14, Adams 12, Nealy 11, Galvao 8, Reed 5, Barton 0, Craft 0, Jankovich 0, Reid 0.

Halftime Score: Oregon State 26, Kansas State 19

## 1982 NCAA WEST REGIONAL SECOND ROUND

**OREGON STATE 70, PEPPERDINE 51**

**MARCH 14 AT PULLMAN, WASH.**

Oregon State scoring: Danny Evans 18, Lester Conner 16, Charlie Sitton 14, William Brew 9, A.C. Green 8, Rob Holbrook 4, Jeff Wilson 1, Jamie Stangel 0, Alan Tait 0.

Pepperdine scoring: Phillips 16, Suttle 10, Bond 9, Sadler 6, Anger 4, Wilson 4, Netherton 2, Gondrezick 0, McCollum 0, Stevens 0.

Halftime Score: Oregon State 33, Pepperdine 27

## 1982 NCAA WEST REGIONAL SEMIFINALS

**OREGON STATE 60, IDAHO 42**

**MARCH 18 AT PROVO, UTAH**

Oregon State scoring: Lester Conner 24, Charlie Sitton 16, A.C. Green 8, Danny Evans 6, Rob Holbrook 4, William Brew 2, Alan Tait 0, Jamie Stangel 0, Jeff Wilson 0, Greg Wiltjer 0.

Idaho scoring: Herbert 12, Hopson 10, Kellerman 10, Owens 7, Prigge 2, Smith 1, Haatvedt 0, Haskins 0, Mahen 0, Murchison 0, Ross 0, Watkins 0.

Halftime Score: Oregon State 31, Idaho 25

## 1982 NCAA WEST REGIONAL FINAL

**GEORGETOWN 69, OREGON STATE 45**

**MARCH 20 AT PROVO, UTAH**

Oregon State scoring: Lester Conner 13, Charlie Sitton 12, A.C. Green 10, Danny Evans 8, Rob Holbrook 2, Alan Tait 0, William Brew 0, Jamie Stangel 0, Greg Wiltjer 0.

Georgetown scoring: Floyd 22, Ewing 13, Brown 9, Spriggs 8, Jones 7, Hancock 4, E. Smith 4, Kaul 2, Blaylock 0, Blue 0, Martin 0, G. Smith 0.

Halftime Score: Georgetown 42, Oregon State 25

## 1984 NCAA MIDEAST REGIONAL FIRST ROUND

**WEST VIRGINIA 64, OREGON STATE 62**

**MARCH 15 AT BIRMINGHAM, ALA.**

Oregon State scoring: A.C. Green 18, Charlie Sitton 15, Steve Woodside 12, Alan Tait 10, Darrin Houston 4, Darryl Flowers 2, Tyrone Miller 1, Jamie Stangel 0.

West Virginia scoring: Odom 15, Rowe 11, Blaney 10, Brown 8, Kearney 8, King 8, Crawl 4, Pinckney 0.

Halftime Score: Oregon State 31, West Virginia 28

## 1985 NCAA SOUTHEAST REGIONAL FIRST ROUND

**NOTRE DAME 79, OREGON STATE 70**

**MARCH 14 AT NOTRE DAME, IND.**

Oregon State scoring: A.C. Green 26, Darryl Flowers 13, Darrin Houston 12, Tyrone Miller 10, Steve Woodside 5, Eric Knox 4, Dean Derrah 0, Pat Giusti 0, Mark Kaska 0.

Notre Dame scoring: Rivers 21, Price 16, Hicks 14, Royal 12, Kempton 9, Dolan 7, Barlow 0, Duff 0, Voce 0.

Halftime Score: Notre Dame 35, Oregon State 26

## 1988 NCAA SOUTHEAST REGIONAL FIRST ROUND

**LOUISVILLE 70, OREGON STATE 61**

**MARCH 17 AT ATLANTA, GA.**

Oregon State scoring: Earl Martin 20, Bill Sherwood 17, Gary Payton 12, Will Brantley 8, Eric Knox 4, Bob Cavell 0, Allan Celestine 0, Shawn Freeman 0, Joe Harge 0.

Louisville scoring: Ellison 23, Crook 22, Smith 10, Williams 6, Payne 5, Spencer 4, Abram 0.

Halftime Score: Oregon State 28, Louisville 28

## 1989 NCAA WEST REGIONAL FIRST ROUND

**EVANSVILLE 94, OREGON STATE 90 (OT)**

**MARCH 15 AT SALT LAKE CITY, UTAH**

Oregon State scoring: Gary Payton 31, Will Brantley 17, Eric Knox 12, Lamont McIntosh 12, Teo Alibegovic 10, Earl Martin 8, Bob Cavell 0, Allan Celestine 0.

Evansville scoring: Haffner 26, Hill 21, Godfread 19, Crafton 13, Shreffler 13, Bomba 2, Blab 0, Mack 0.

Halftime Score: Oregon State 39, Evansville 37

End of Regulation: Oregon State 78, Evansville 78

## 1990 NCAA WEST REGIONAL FIRST ROUND

**BALL STATE 54, OREGON STATE 53**

**MARCH 15 AT SALT LAKE CITY, UTAH**

Oregon State scoring: Gary Payton 11, Scott Haskin 9, Charles McKinney 9, Teo Alibegovic 7, Will Brantley 6, Earl Martin 6, Bob Cavell 3, Karl Anderson 2, Allan Celestine 0.

Ball State scoring: Thompson 24, Kidd 9, McCurdy 9, Butts 7, Miller 4, Spicer 1, Cross 0, Muller 0, Parrish 0.

Halftime Score: Oregon State 30, Ball State 29

# PAC-10 TOURNAMENT RECAPS

## 1987 PAC-10 QUARTERFINALS

**CALIFORNIA 64, OREGON STATE 57**  
**MARCH 6 AT LOS ANGELES, CALIF.**

Oregon State scoring: Jose Ortiz 23, Eric Knox 10, Gary Payton 9, Earl Martin 6, Brian Brundage 4, Troy Berry 3, Joe Harge 2, Shawn Freeman 0, Todd Thomas 0.

California scoring: Johnson 15, Wheeler 14, Walton 13, Butler 8, Washington 8, Javius 2, Ortmann 2, Smith 2, Koenitzer 0.  
Halftime Score: California 28, Oregon State 17

## 1988 PAC-10 QUARTERFINALS

**OREGON STATE 80, WASHINGTON 61**  
**MARCH 11 AT TUCSON, ARIZ.**

Oregon State scoring: Earl Martin 26, Eric Knox 22, Gary Payton 19, Will Brantley 8, Bill Sherwood 5, Bob Cavell 0, Allan Celestine 0, Joe Harge 0, Shawn Freeman 0.

Washington scoring: West 16, Hayward 12, Sanor 11, Morrell 7, Rescasener 6, Howard 4, Robinson 3, Lautenbach 2, Brady 0, Jenkins 0, Watling 0, Wilson 0.

Halftime Score: Oregon State 37, Washington 27

## 1988 PAC-10 SEMIFINALS

**OREGON STATE 74, WASHINGTON STATE 68 (2OT)**  
**MARCH 12 AT TUCSON, ARIZ.**

Oregon State scoring: Gary Payton 25, Eric Knox 19, Bill Sherwood 11, Earl Martin 10, Will Brantley 9, Bob Cavell 0, Shawn Freeman 0, Joe Harge 0.

Washington State scoring: Sanders 26, Evans 10, Wright 10, Anderson 9, Rowe 7, Wright 6, Hodgers 0, Kidd 0.

Halftime Score: Oregon State 20, Washington State 16

End of Regulation: Oregon State 48, Washington State 48

End of First Overtime: Oregon State 55, Washington State 55

## 1988 PAC-10 CHAMPIONSHIP GAME

**ARIZONA 93, OREGON STATE 67**  
**MARCH 13 AT TUCSON, ARIZ.**

Oregon State scoring: Earl Martin 25, Gary Payton 14, Eric Knox 10, Will Brantley 7, Bob Cavell 3, Joe Harge 3, Allan Celestine 2, Shawn Freeman 2, John Patton 1, Johan Reinalda 0, Marcellus Wright 0.

Arizona scoring: Elliott 20, Cook 19, Kerr 15, Tolbert 12, Mason 11, McMillan 7, Turner 7, Lofton 2, Bergman 0, Buechler 0, Muehlebach 0.

Halftime Score: Arizona 42, Oregon State 28

## 1989 PAC-10 QUARTERFINALS

**OREGON STATE 79, CALIFORNIA 66**  
**MARCH 10 AT LOS ANGELES, CALIF.**

Oregon State scoring: Eric Knox 27, Gary Payton 21, Will Brantley 15, Teo Alibegovic 6, Lamont McIntosh 6, Earl Martin 4, Bob Cavell 0, Allan Celestine 0, Scott Haskin 0.

California scoring: Taylor 16, Fisher 13, Elleby 12, Smith 11, Beeuwsaert 4, Ortmann 4, Drew 2, Harrell 2, Walton 2, Brigham 0, Reyes 0.

Halftime Score: Oregon State 31, California 18

## 1989 PAC-10 SEMIFINALS

**ARIZONA 98, OREGON STATE 87**  
**MARCH 11 AT LOS ANGELES, CALIF.**

Oregon State scoring: Gary Payton 25, Eric Knox 23, Will Brantley 15, Earl Martin 8, Lamont McIntosh 6, Teo Alibegovic 5, Allan Celestine 2, Scott Haskin 2, Bob Cavell 1, Kevin Grant 0.

Arizona scoring: Elliott 29, Cook 24, Buechler 11, Muehlebach 10, Othick 8, Lofton 6, Rooks 4, David 2, Curry 2, Mason 2, Womack 0.

Halftime Score: Arizona 52, Oregon State 38

## 1990 PAC-10 QUARTERFINALS

**ARIZONA STATE 83, OREGON STATE 75**  
**MARCH 9 AT TEMPE, ARIZ.**

Oregon State scoring: Gary Payton 31, Charles McKinney 18, Will Brantley 11, Teo Alibegovic 7, Scott Haskin 6, Allan Celestine 2, Karl Anderson 0, Earl Martin 0, Lamont McIntosh 0.

Arizona State scoring: I. Austin 19, A. Austin 17, Camper 12, Becker 10, Anderson 9, Lewis 8, Redhair 8.

Halftime Score: Oregon State 36, Arizona State 33

## 2003 PAC-10 QUARTERFINALS

**CALIFORNIA 69, OREGON STATE 46**  
**MARCH 13 AT LOS ANGELES, CALIF.**

Oregon State scoring: Brian Jackson 12, Philip Ricci 7, David Lucas 6, J.S. Nash 5, Lamar Hurd 4, Jimmie Haywood 3, Floyd North III 3, Mike Cokely 2, Derek Potter 2, Kevin Field 0, Vic Remmers 0, Chris Stephens 0, Sal Vance 0.

California scoring: Midgley 12, Wethers 11, Shipp 10, Tamir 9, Famulener 5, Diggs 4, Hughes 4, Smith 4, Bond 3, Benson 0, Forehan-Kelly 0, Paris 0, Smith 0, Vilardell 0.

Halftime Score: California 25, Oregon State 23

## 2005 PAC-10 QUARTERFINALS

**OREGON STATE 79, UCLA 72**  
**MARCH 10 AT LOS ANGELES, CALIF.**

Oregon State scoring: Chris Stephens 17, Nick DeWitz 15, Sasa Cuic 12, David Lucas 11, Jason Fontenet 10, Kyle Jeffers 6, J.S. Nash 5, Lamar Hurd 3, Kenny Hooks 0.

UCLA scoring: Thompson 21, Farmar 16, Shipp 13, Afflalo 10, Hollins 9, Fey 2, Morrison 1, McKinney 0.

Halftime Score: Oregon State 45, UCLA 30

## 2005 PAC-10 SEMIFINALS

**ARIZONA 90, OREGON STATE 59**  
**MARCH 11 AT LOS ANGELES, CALIF.**

Oregon State scoring: David Lucas 15, J.S. Nash 14, Nick DeWitz 10, Sasa Cuic 9, Kyle Jeffers 8, Jason Fontenet 3, Kenny Hooks 0, Lamar Hurd 0, Marcel Jones 0, Derek Potter 0, Vic Remmers 0, Chris Stephens 0.

Arizona scoring: Frye 17, Stoudamire 17, McClellan 15, Adams 14, Shakur 10, Radenovic 8, Rodgers 5, Brase 2, Dillon 2, Brielmaier 0, Fox 0, Verdejo 0.

Halftime Score: Arizona 40, Oregon State 35

## 2006 PAC-10 FIRST ROUND

**OREGON STATE 71, ARIZONA STATE 68**  
**MARCH 8 AT LOS ANGELES, CALIF.**

Oregon State scoring: Kyle Jeffers 20, Chris Stephens 14, Jason Fontenet 11, Marcel Jones 9, Jack McGillis 8, Angelo Tsagarakis 5, Sasa Cuic 4, Brett Casey 0, Michael Johnson 0, Wesley Washington 0.

Arizona State scoring: Kevin Kruger 22, Bryson Krueger 16, Serge Angounou 9, Tyrone Jackson 7, Jeff Pendergraph 7, Antwi Atuahene 5, Craig Austin 2.

Halftime Score: Arizona State 38, Oregon State 30

## 2006 PAC-10 QUARTERFINALS

**UCLA 79, OREGON STATE 47**  
**MARCH 9 AT LOS ANGELES, CALIF.**

Oregon State scoring: Marcel Jones 19, Jason Fontenet 6, Wesley Washington 6, Chris Stephens 5, Kyle Jeffers 3, Michael Johnson 3, Jack McGillis 3, Angelo Tsagarakis 2, Brett Casey 0, Liam Hughes 0.

UCLA scoring: Hollins 17, Afflalo 16, Roll 9, Farmar 7, Bozeman 6, Rubin 6, Aboya 5, Collison 5, Mbah a Moute 4, Mata 2, Wright 2, Fey 0, Robinson 0.

Halftime Score: UCLA 38, Oregon State 27

## 2007 PAC-10 FIRST ROUND

**CALIFORNIA 70, OREGON STATE 51**  
**MARCH 7 AT LOS ANGELES, CALIF. (STAPLES CENTER)**

Oregon State scoring: Marcel Jones 21, Vojin Svilar 8, Josh Tarver 7, Kyle Jeffers 5, Michael Johnson 4, Jack McGillis 4, Seth Tarver 2, Sasa Cuic 0, Calvin Hampton 0, Roeland Schaftenaar 0, Angelo Tsagarakis 0, Wesley Washington 0.

California scoring: Anderson 27, Ubaka 10, Wilkes 10, Randle 8, Vierneisel 8, Robertson 3, Christopher 2, Harrison 2, Armstrong 0, Fang 0, Liss 0, Pribble 0.

Halftime Score: California 43, Oregon State 25

## 2008 PAC-10 FIRST ROUND

**ARIZONA 87, OREGON STATE 56**  
**MARCH 12 AT LOS ANGELES, CALIF.**

Oregon State scoring: Lathen Wallace 19, Calvin Haynes 10, Marcel Jones 7, Roeland Schaftenaar 5, Sean Carter 4, Seth Tarver 3, Josh Tarver 2, Rickey Claitt 2, Calvin Hampton 2, Omari Johnson 2, Joey McConnell 0, Kyle Bjornstad 0.

Arizona scoring: Hill 16, Wise 15, Bayless 15, Budinger 14, McClellan 10, Johnson 5, Horne 4, Bagga 2, Dillon 2, Brielmaier 2, Walters 2, Tangara 0, Onobun 0.

Halftime Score: Arizona 59, Oregon State 21

## 2009 PAC-10 FIRST ROUND

**STANFORD 62, OREGON STATE 54**  
**MARCH 11 AT LOS ANGELES, CALIF.**

Oregon State scoring: Lathen Wallace 18, Roeland Schaftenaar 12, Calvin Haynes 7, Rickey Claitt 6, Daniel Deane 5, Josh Tarver 4, Seth Tarver 2, Calvin Hampton 0, Omari Johnson 0.

Stanford scoring: Anthony Goods 23, Landry Fields 13, Lawrence Hill 12, Mitch Johnson 4, Josh Owens 4, Kenny Brown 3, Will Paul 3, Jeremy Green 0, Drew Shiller 0, Jack Trotter 0.

Halftime Score: Oregon State 28, Stanford 21

## 2010 PAC-10 FIRST ROUND

**WASHINGTON 59, OREGON STATE 52**  
**MARCH 11 AT LOS ANGELES, CALIF.**

Oregon State scoring: Roeland Schaftenaar 17, Jared Cunningham 15, Angus Brandt 6, Seth Tarver 6, Omari Johnson 5, Calvin Haynes 2, Kevin McShane 0, Josh Tarver 0.

Washington scoring: Isaiah Thomas 15, Matt Bryan-Amaning 10, Elston Turner 10, Quincy Poindexter 9, Venoy Overton 7, Justin Holiday 5, Abdul Gaddy 3, Scott Suggs 0, Tyreese Breshers 0, Darnell Gant 0.

Halftime Score: Oregon State 31, Washington 22



# ALL-TIME PLAYER LIST

## A

Aase, Carl.....1927, 28, 29  
 Alibegovic, Teo.....1989, 90, 91  
 Allen, Dwayne.....1977, 78, 79, 80  
 Allen, Julius.....1979  
 Allord, Bob.....1955, 56, 57  
 Anderson, Allen.....1944  
 Anderson, Erland.....1943, 46, 47  
 Anderson, Jim.....1957, 58, 59  
 Anderson, Kareem.....1992, 93, 94  
 Anderson, Karl.....1959, 60, 61  
 Anderson, Karl.....1990, 91, 92  
 Anderson, Van.....1986  
 Arbelbide, Gary.....1969, 70, 71  
 Arthur, Ernie.....1919, 20, 21

## B

Bailey, Kingman.....1931  
 Baker, Lorry.....1925, 26  
 Baker, Terry.....1961, 62, 63  
 Bakke, Steve.....1974, 75, 76  
 Ballard, Rod.....1929, 30, 31  
 Ballentyne, Dick.....1948, 49, 50  
 Barry, Brent.....1992, 93, 94, 95  
 Bartolome, Vic.....1968, 69, 70  
 Baxter, Lynn.....1962, 64  
 Beck, Lew.....1942, 43, 47  
 Benjamin, Corey.....1997, 98  
 Benjamin, Sonny.....1995, 96, 97, 98  
 Benner, Rex.....1962, 63, 64  
 Benson, Cliff.....1907  
 Bergstrom, Bob.....1935, 36  
 Berry, Rick.....1984  
 Berry, Troy.....1987  
 Bertrand, Bruce.....1968, 69, 70  
 Bickerstaff, John-Blair.....1997, 98  
 Bilyeu, Hame.....1905, 06, 07  
 Bissett, Lee.....1917, 18  
 Bjornstad, Kyle.....2008, 09  
 Blagg, Henry.....1915, 16, 17  
 Blume, Ray.....1978, 79, 80, 81  
 Boline, Jelani.....1994, 95  
 Boyd, Freddie.....1970, 71, 72  
 Brandt, Angus.....2010  
 Brantley, Will.....1988, 89, 90, 91  
 Brew, William.....1980, 81, 82, 83  
 Brooks, Russell.....1910  
 Brown, David.....1992, 93, 94  
 Brown, George.....1924, 25  
 Brown, Jerohn.....1994, 95  
 Brown, Markee.....1996  
 Brown, Stephane.....1994, 95  
 Brundage, Brian.....1987  
 Brust, Dick.....1952  
 Burdick, Burt.....1911, 12, 13  
 Burr, Bill.....1926, 27, 28  
 Burton, Joe.....2010

## C

Callahan, Ralph.....1929, 30  
 Campbell, Alonzo.....1977, 78  
 Campbell, BoBo.....1978  
 Campbell, Tim.....1960, 62, 63

Carey, Norm.....1947, 48  
 Carter, Sean.....2008  
 Carfile, Ray.....1965, 66  
 Carroll, Gary.....1968, 69  
 Carroll, Ralph.....1955, 56, 57  
 Carty, Jay.....1960, 61, 62  
 Casey, Brett.....2006  
 Cate, Claude.....1902, 03, 04  
 Cate, Grover.....1904, 05, 06, 07  
 Catterall, James.....1948, 49  
 Cave, Jim.....1972, 73  
 Cavell, Bob.....1988, 89, 90, 91  
 Cecil, Don.....1943  
 Celestine, Allan.....1988, 89, 90, 91  
 Centen, Peter.....1987  
 Chatman, Canaan.....1992  
 Childs, James.....1978  
 Claitt, Rickey.....2008, 09  
 Coates, Alton.....1904  
 Cokley, Mike.....2000, 01, 02, 03  
 Conkling, Earl.....1935, 36, 37  
 Conner, Lester.....1981, 82  
 Cooper, Harry.....1910, 11, 12, 13  
 Copple, Larry.....1958, 59  
 Counts, Mel.....1962, 63, 64  
 Crandall, Cliff.....1946, 47, 48, 49  
 Crimins, Jerry.....1954, 56, 57  
 Critchfield, Ron.....1959, 60  
 Critser, Roy.....1958, 59  
 Cudworth, Jeff.....1965, 67  
 Cuic, Sasa.....2005, 06, 07  
 Cunningham, Carson.....1997  
 Cunningham, Jared.....2010

## D

Dale, Ethan.....1943  
 Daniel, Roosevelt.....1975, 76  
 Darling, Charles.....1913  
 Davis, Everett.....1932, 33  
 Deane, Daniel.....2009, 10  
 Dean, Jay.....1954, 55  
 Dement, Sam.....1940, 41, 42  
 Derrah, Dean.....1983, 85  
 Detour, Jack.....1950  
 Dewey, George.....1913, 14, 15  
 DeWitz, Nick.....2005, 06  
 Diwokoy, Fred.....1925, 26  
 Dodrill, Jeremiah.....1999  
 Drager, Bob.....1929, 30, 31  
 Drakeford, David.....1994  
 Dreisewerd, Terry.....1964, 65  
 Duffey, Tom.....1930  
 Duistermars, Dean.....1967  
 Durdan, Don.....1941, 42, 43

## E

Eaton, Scott.....1964, 65, 66  
 Edmond, Jim.....1969  
 Edwards, Bob.....1951, 52, 53  
 Edwards, Bobby.....1994, 95, 96, 97  
 Eikelman, John.....1919, 20  
 Eilertson, Jack.....1924, 25  
 Elseth, Ian.....2002

Ericksen, Steve.....1972, 73, 74  
 Erickson, Gary.....1971  
 Esping, Ron.....1946  
 Euhus, Tim.....2000  
 Evans, Danny.....1980, 81, 82, 83

## F

Fagans, Ken.....1930, 31, 32  
 Fearnely, Walt.....1922  
 Field, Kevin.....2003, 04  
 Finlay, John.....1943  
 Fleming, Ed.....1949, 50  
 Flowers, Darryl.....1983, 84, 85, 86  
 Flynn, Steve.....1959, 60, 61  
 Folen, Cliff.....1934, 35, 36  
 Fontenet, Jason.....2005, 06  
 Foster, Walt.....1907, 08  
 Fox, Dave.....1964, 65, 66  
 Franklin, Dwayne.....1994  
 Franz, Bob.....1966, 67, 68  
 Fredenburg, Ed.....1965, 66, 67  
 Fredericks, Bill.....1956  
 Freeman, Gary.....1968, 69, 70  
 Freeman, Shawn.....1987, 88  
 French, Larry.....1965, 66, 67  
 Fritz, Vince.....1967, 68, 70  
 Fundingsland, Ron.....1952, 54, 55

## G

Gambee, Dave.....1956, 57, 58  
 Giles, C.J.....2008  
 Gill, Slats.....1922, 23, 24  
 Giusti, Pat.....1984, 85  
 Glanders, Tom.....1977, 78  
 Goble, Gary.....1957, 58, 59  
 Goldmann, Earl.....1956  
 Gorbould, Bob.....1939  
 Graap, Ray.....1925, 26, 27  
 Grady, Ron.....1997, 98  
 Grant, Kevin.....1988, 89, 90  
 Grayson, Buck.....1929, 30, 31  
 Green, A.C.....1982, 83, 84, 85  
 Greene, Nick.....1997, 98  
 Gregg, Mark.....1975, 76  
 Grossnicklaus, Dave.....1978, 79  
 Gruwell, Dave.....1972  
 Gunner, Harry.....1966, 67  
 Gurley, Wayne.....1918, 20

## H

Halbrook, Swede.....1954, 55  
 Hales, Jeff.....1985, 86  
 Hall, Don.....1941, 42  
 Haller, Jeff.....1970, 71, 72  
 Halligan, Reggie.....1953, 54, 55  
 Hamilton, Roswell.....1909  
 Hampton, Calvin.....2006, 07, 08, 09, 10  
 Hanchett, Jim.....2004, 05  
 Harge, Joe.....1987, 88, 89  
 Harman, Lee.....1957, 58, 59  
 Harper, Bill.....1949, 50, 51  
 Harris, Kevin.....1990, 91, 92, 93  
 Harris, Mal.....1937, 38, 39

Hart, Dean.....1982  
 Harter, Grant.....1962, 63  
 Hartung, Don.....1927, 28  
 Haskin, Scott.....1989, 90, 92, 93  
 Haynes, Calvin.....2008, 09, 10  
 Haynes, Gary.....1956, 57, 58  
 Hayward, David.....1961, 62, 63  
 Haywood, Jimmie.....2000, 01, 02, 03  
 Heide, Jason.....1998, 99, 00, 01  
 Hellwege, Lynn.....1987, 88  
 Henjum, Mark.....1972  
 Hennessey, Tim.....1974, 75, 76  
 Henningsen, Ted.....1945, 46  
 Heredia, Vladimir.....1995  
 Hiatt, Dale.....1944  
 Hibbard, George.....1933, 34, 35  
 Hightower, Rod.....1973  
 Hill, Fred.....1933, 34, 35  
 Hilliard, Brian.....1977, 78  
 Hinchin, Vince.....1980  
 Hjelte, Marshall.....1922, 23  
 Hoff, Mustapha.....1993, 95  
 Holbrook, Rob.....1979, 80, 81, 82  
 Holman, Tommy.....1949, 50  
 Hooks, Kenny.....2004, 05  
 Horton, Merv.....1908, 09, 10  
 Houck, Carlos.....1951  
 Houston, Darrin.....1984, 85, 86  
 Howard, Bob.....1943  
 Hubbard, Clyde.....1920, 21  
 Hughes, Liam.....2005, 06, 07  
 Hunter, Alex.....1938, 39, 40  
 Hurd, Lamar.....2003, 04, 05, 06

## I

Inglesby, Trent.....1993, 94

## J

Jackson, Brian.....2000, 01, 02, 03  
 Jackson, Mario.....1991, 92  
 Jacobson, Bob.....1960, 61, 62  
 James, Clarence.....1933  
 Janzik, John.....1931  
 Jarboe, Johnny.....1953, 54, 55  
 Jarvis, Jim.....1963, 64, 65  
 Jeffers, Kyle.....2004, 05, 06, 07  
 Jeffries, Howard.....1943  
 Jernigan, Emonte.....2001  
 Johns, Miles.....1916  
 Johnson, Ernest.....1959, 60, 61  
 Johnson, Michael.....2004, 05, 06, 07  
 Johnson, Omari.....2008, 09, 10  
 Johnson, Parrish.....1984  
 Johnson, Phil.....1996  
 Johnson, Rockne.....1976  
 Johnson, Roger.....1959  
 Johnson, Steve.....1977, 78, 79, 80, 81  
 Johnston, Daniel.....1951, 52, 53  
 Jones, Cliff.....1973, 74  
 Jones, Clifton.....1999, 00  
 Jones, Marcel.....2005, 06, 07, 08  
 Jones, Ron.....1972, 73, 74  
 Jordan, Leon.....1975, 76, 77

Jurgenson, Neal .....1971, 72, 73

**K**

Kaska, Mark .....1985, 86  
Kebbe, Chester .....1936, 37, 38  
Keck, Mike .....1971  
Keck, Walter .....1910, 11  
Kidder, Wilbur .....1934, 35, 36  
Killum, Earnest .....1992  
Kincaid, Bob .....1919  
King, Billy .....1913, 14, 15  
King, Brian .....1986  
Kinney, Glen .....1949, 50, 51  
Kitt, Darrell .....1975, 77  
Klein, Chuck .....1939  
Knight, Nate .....1997  
Knox, Eric .....1985, 87, 88, 89  
Kolberg, Elmer .....1937, 38  
Krafve, Jerry .....1946  
Kraus, Jim .....1963, 64, 65  
Krauss, John .....1986  
Kruger, Dutch .....1918  
Kruger, Merle .....1938  
Kuter, Jeff .....1967, 68, 69

**L**

Labbart, Bob .....1945  
Lake, Josiah .....1999, 00  
Lankford, Raymond .....1981, 82  
Lankton, Steve .....1981  
Lawson, David .....1992, 93  
Lee, Fred .....1944  
Lee, Rickey .....1975, 76, 77, 78  
Lenchitsky, Carl .....1932, 33, 34  
Lewis, Ed .....1931, 32, 33  
Low, Charles .....1917  
Lucas, David .....2002, 03, 04, 05  
Lyman, Elwood .....1923, 24  
Lyman, Howard .....1936, 37  
Lyman, Richard .....1930, 31, 35

**M**

MacDonald, Red .....1932, 33, 34  
Mandic, Frank .....1938, 39, 40  
Mandic, John .....1940, 41, 42  
Manker, Chris .....2001  
Markham, Mike .....1967, 68, 69  
Marshall, David .....1916, 17  
Marshall, Todd .....1997, 98  
Marshik, Frank .....1944  
Martin, Doug .....1941, 42, 47  
Martin, Earl .....1986, 87, 88, 89, 90  
Martin, Tony .....1979, 80  
Masten, Adam .....1999, 00, 01, 02  
Mathews, Tommy .....1927, 28  
Mattson, Claude .....1911, 12  
May, Tom .....1912, 13, 14  
McCart, Babe .....1919, 20, 21  
McClouskey, Andy .....1978, 79, 80  
McConnell, Joey .....2006, 07, 08, 09  
McGillis, Jack .....2006, 07  
McGrath, Bernie .....1944, 45, 46  
McIntosh, Lamont .....1989, 90  
McKinney, Charles .....1990, 91, 92, 93  
McMullen, Tommy .....1923

McNutt, George .....1941, 42  
McShane, Bill .....1978, 79, 80, 81  
McShane, Kevin .....2009, 10  
Merrill, Howard .....1930, 31, 32  
Merryman, Art .....1935, 36, 37  
Miller, Paul .....1973, 74, 75, 76  
Miller, Ted .....1957, 58, 59  
Miller, Tyrone .....1983, 84, 85, 86  
Mix, Ira .....1914, 15, 16  
Monroe, Norm .....1961  
Moore, David .....1967, 68, 69  
Moore, Harry .....1908, 09  
Moore, John .....1945  
Moore, Justin .....1994, 96  
Moores, Merrill .....1902, 03, 04, 05  
More, Bill .....1967, 68, 69  
Moss, Wayne .....1956, 57, 58  
Mott, Andy .....1983  
Moye, Malinka .....1995  
Muench, Doug .....1982  
Muhammad, Rahim .....1996  
Mulder, Jack .....1940, 41, 42

**N**

Nanson, Ken .....1956, 57, 58  
Nash, J.S. ....2002, 03, 04, 05  
Nau, Jim .....1950, 51, 52  
Neal, Charlie .....1973, 74, 75  
Neal, Darrell .....1982  
Neal, Ernie .....1946  
Neal, Jim .....1971  
Nickleberry, Billy .....1970, 71, 72  
Niles, Bob .....1960  
North III, Floyd .....2002, 03

**O**

O'Bryan, Obie .....1929  
O'Connell, Skeet .....1932, 33, 34  
Olson, Moses .....1999  
Orr, Jack .....1950, 51, 52  
Ortiz, Jose .....1986, 87  
Oxen, Doug .....1973, 74, 75

**P**

Padgett, Jim .....1950, 52  
Paldanius, Ward .....1948  
Palmborg, Wally .....1934, 35, 36  
Parsons, Pete .....1969  
Patsel, Ralph .....1952-53  
Patterson, Bruce .....1958, 60  
Patton, John .....1988  
Paulus, Larry .....1954, 55, 56  
Pauly, Steve .....1961, 62, 63  
Payne, Bob .....1950, 51  
Payton, Brandon .....2002  
Payton, Gary .....1987, 88, 89, 90  
Penilton, Dave .....1977  
Perkins, Tim .....1969, 70, 71  
Peters, Frank .....1963, 64  
Petersen, Alex .....1947, 48, 49  
Petersen, Eric .....1994  
Petersen, Loy .....1966, 67, 68  
Peterson, Brandon .....1994  
Peterson, Scott .....1999  
Petraitis, Ramunas .....1999, 00

Petrovic, Sasa .....1996, 97, 98, 99  
Pflugrad, Roy .....1938, 39  
Phelan, Bob .....1970  
Phillips, Walter .....1915, 17  
Phipps, Tom .....1969, 71, 72  
Phoenix, DeLon .....1991  
Pilkington, Bert .....1903  
Pinkerton, Jim .....1926  
Pino, Don .....1957  
Plante, Rich .....1973, 74  
Porterfield, Ralph .....1902  
Potter, Derek .....2002, 03, 04, 05  
Pryor, Sean .....1996, 97  
Puddy, Hal .....1944, 45  
Pugh, Hal .....1909, 10

**R**

Radford, Mark .....1978, 79, 80, 81  
Ray, Howard .....1916, 17, 18  
Reardon, Butts .....1918, 19, 20  
Reed, Cliff .....1910, 11  
Reed, Nollie .....1906, 07  
Reed, Rick .....1971, 72, 73  
Reiman, Bob .....1944  
Reinalda, Johan .....1988, 89  
Remmers, Vic .....2002, 03, 04, 05  
Reynolds, Skeet .....1919, 20  
Ricci, Philip .....2002, 03  
Richard, Chris .....2010  
Richards, Lyle .....1922  
Ridings, Red .....1923, 24, 25  
Riggs, Jeff .....1996, 97  
Rinearson, Len .....1948, 49, 50  
Rinehart, Rinee .....1903  
Rinehart, Earl .....1903, 04, 05  
Ringmar, Henrik .....1991  
Rissman, Bob .....1937  
Roberts, Jason .....1996  
Robins, Ron .....1952, 53, 54, 55  
Robinson, George .....1918  
Rocha, Red .....1945, 46, 47  
Rocklin, Tony .....1994  
Roelandt, Frank .....1947, 48  
Romano, Tony .....1938, 39, 40  
Romanoff, Ted .....1952, 53, 54  
Rooper, Henry .....1907, 08  
Rose, Chris .....1997  
Ross, Art .....1921, 22  
Ross, Frank .....1921  
Ross, Ray .....1992  
Ross, Tony .....1991  
Rossi, Gary .....1961, 62, 63  
Rothman, Randy .....1964  
Rueppell, Chris .....1990  
Runyon, Carl .....1974, 75

**S**

Sample, Jarman .....2002, 03  
Samuel, Don .....1947, 48  
Sanders, Clem .....1921  
Savory, Jack .....1927, 28  
Schaftenaar, Roeland .....2007, 08, 09, 10  
Schroeder, Arnold .....1958  
Scott, Chad .....1991, 92, 93  
See, Joe .....2002

Sertic, George .....1944, 45  
Shadoin, Phil .....1955  
Shaw, Clayton .....1940, 41  
Shelton, Lonnie .....1974, 75  
Sherwood, Bill .....1987, 88  
Shirtcliff, Edward .....1953  
Shontz, Gary .....1971, 72, 73  
Shreeve, Orm .....1927  
Sieberts, Adolph .....1914, 15, 16, 17  
Silver, Morris .....1947  
Sim, Tim .....1979  
Simms, Jack .....1944, 45  
Sitton, Charlie .....1981, 82, 83, 84  
Sledge, Jeff .....1974  
Sliper, Paul .....1948, 49, 51  
Smith, Bruce .....1977  
Smith, Don .....1974, 75, 76, 77  
Smith, Rocky .....1976, 77  
Smith, Steve .....1977, 78, 79  
Smith, Wylie .....1964  
Snyder, Ray .....1949, 50  
Spires, Fred .....1908, 09  
Spivey, Kevin .....1984  
Stafford, Stan .....1960, 61  
Stamps, Rex .....1957  
Stangel, Jamie .....1980, 82, 83, 84  
Starr, Brett .....1981, 82, 83  
Steele, Carlos .....1923, 24, 25  
Steinthal, Josh .....1999, 00, 01  
Steiwier, Karl .....1902, 03, 04, 05  
Stel, Travis .....1991  
Stephens, Chris .....2003, 04, 05, 06  
Stephens, Steve .....1995  
Stevens, Maurice .....1964, 65  
Stewart, Brady .....1969  
Stidham, Bill .....1938, 39  
Stinson, Dick .....1920, 21, 22  
Stitt, Don .....1939, 40  
Stoddard, Pete .....1924, 25  
Stokes, Pappy .....1902, 03, 04, 05  
Storey, Ken .....1948, 50  
Stoutt, Jeff .....1978, 79, 80, 81  
Stovall, Michael .....2008  
Strait, Dick .....1945  
Strickland, Pat .....1992, 93  
Turner, David .....2010  
Sugrue, Jim .....1953  
Sutton, Bob .....1955  
Svilar, Vojin .....2007  
Swann, Skeeter .....1904, 05, 06, 07

**T**

Tait, Alan .....1981, 82, 83, 84  
Tait, Bill .....1943  
Tanner, Deaundra .....1998, 99, 00, 01  
Tarver, Josh .....2007, 08, 09, 10  
Tarver, Seth .....2007, 08, 09, 10  
Taylor, Merle .....1933, 34, 35  
Thierry, Byron .....1985  
Thioune, Ibou .....1993  
Thomas, Terry .....1931, 32  
Thomas, Todd .....1985, 86, 87  
Thomason, Aaron .....1996  
Toole, Bill .....1952, 53, 54, 55  
Torgerson, Ray .....1962, 63

Torrey, Dan ..... 1947, 48, 49, 51  
 Torson, Jim ..... 1928, 29, 30  
 Tsagarakis, Angelo ..... 2004, 06, 07  
 Tucker, George ..... 1974, 75, 76, 77  
 Turina, Pat ..... 1977, 78  
 Tulley, Ted ..... 1902  
 Tuttle, Hub ..... 1935, 36, 37  
 Tuttle, Leighton ..... 1958

**V**

Vaden, Jerome ..... 1997, 98  
 Valenti, Paul ..... 1940, 41, 42  
 Varnelli, Nello ..... 1937, 38, 39  
 Vance, Sal ..... 2003  
 Vannett, Ed ..... 1944  
 Verkerk, Jaap ..... 1980

Vetter, J.D. .... 1993, 94, 95, 96  
 Vlastelica, Tony ..... 1953, 54, 55  
 von Backstrom, George ..... 1999, 00

**W**

Walker, Iyan ..... 1996, 98, 99, 00  
 Wallace, Lathen ..... 2008, 09, 10  
 Walton, Ronnie ..... 1998  
 Warren, Glen ..... 1942, 43, 46  
 Warren, Stewart ..... 1938  
 Wascher, Frank ..... 1928, 29  
 Washington, Wesley ..... 2006, 07  
 Watt, Harvey ..... 1949  
 Weakley, Paul ..... 1986  
 Webber, Larry ..... 1970, 71, 72  
 Weide, Karl ..... 1966, 67, 70

Weisensee, Mark ..... 1995  
 West, Greg ..... 1984  
 West, Larry ..... 1945  
 Whelan, Rick ..... 1964, 65, 66  
 White, Charlie ..... 1965, 66  
 Whitehead, Sam ..... 1971, 72, 73  
 Whiteman, Tex ..... 1952, 53, 54, 55  
 Whitlock, Cotton ..... 1929, 30  
 Wilken, Gary ..... 1966, 67, 68  
 Wilkinson, Jerry ..... 1976  
 Williams, Rob ..... 1995, 96  
 Wilson, Bushrod ..... 1902  
 Wilson, Dick ..... 1955, 56  
 Wilson, Jeff ..... 1981, 82, 83  
 Wiltjer, Greg ..... 1982  
 Wintermute, Ira ..... 1937

Wold, Bill ..... 1960, 61  
 Wold, Rich ..... 1988, 89, 90  
 Woodland, Jim ..... 1959, 60, 61  
 Woods, Terrill ..... 1997, 98  
 Woodside, Steve ..... 1983, 84, 85, 86  
 Woolrich, Brad ..... 1974, 75  
 Wright, Marcellus ..... 1988

**Y**

Yantis, Red ..... 1908

# HONORS AND AWARDS

## ALL-AMERICANS

Players listed are those who were mentioned on any type of All-America team.

- 1916 – Adolph Sieberts
- 1922 – Marshall Hjelte
- 1924 – Slats Gill
- 1925 – Carlos Steele
- 1930 – Buck Grayson
- 1933 – Ed Lewis
- 1936 – Wally Palmberg
- 1942 – John Mandic
- 1943 – Don Durdan
- 1947 – Lew Beck

- Red Rocha
- 1948 – Cliff Crandall
- 1949 – Cliff Crandall
- 1955 – Swede Halbrook

- Tony Vlastelica
- 1957 – Dave Gambee
- 1958 – Dave Gambee
- 1959 – Lee Harman
- 1963 – Mel Counts
- 1964 – Mel Counts
- 1965 – Jim Jarvis
- 1966 – Charlie White
- 1972 – Freddie Boyd
- 1980 – Ray Blume
- 1980 – Steve Johnson
- 1981 – Steve Johnson
- 1982 – Lester Conner
- 1983 – Charlie Sitton
- 1984 – Charlie Sitton
- 1985 – A.C. Green
- 1987 – Jose Ortiz
- 1990 – Gary Payton

## NATIONAL COACH OF THE YEAR

- 1981 – Ralph Miller (UPI, AP, USBWA)
- 1982 – Ralph Miller (AP)

## DISTRICT COACH OF THE YEAR

- 2009 – Craig Robinson (USBWA)

## OLYMPIANS

- 1948 – Lew Beck, USA (gold)
- 1964 – Mel Counts, USA (gold)
- 1988 – Jose Ortiz, Puerto Rico
- 1992 – Jose Ortiz, Puerto Rico
- 1996 – Gary Payton, USA (gold)
- Jose Ortiz, Puerto Rico
- 2000 – Gary Payton, USA (gold)
- 2004 – Jose Ortiz, Puerto Rico

## NAISMITH MEMORIAL BASKETBALL

### HALL OF FAME

- 1968 – Slats Gill (coach)
- 1988 – Ralph Miller (coach)

## PAC-10 PLAYER OF THE YEAR

- 1981 – Steve Johnson
- 1982 – Lester Conner
- 1984 – A.C. Green
- 1987 – Jose Ortiz
- 1990 – Gary Payton

## CONFERENCE COACH OF THE YEAR

- 1966 – Paul Valenti
- 1975 – Ralph Miller
- 1981 – Ralph Miller
- 1989 – Ralph Miller (co)
- 1990 – Jim Anderson

## PAC-10 DEFENSIVE PLAYER OF THE YEAR

- 1987 – Gary Payton
- 2010 – Seth Tarver

## PAC-10 FRESHMAN OF THE YEAR

- 1987 – Gary Payton

## FRED HESSLER AWARD

### (PAC-10 TOP NEWCOMER)

- 2005 – Nick DeWitz

## PAC-10 CONFERENCE

### HALL OF HONOR

- 2002 – Gary Payton
- 2003 – Slats Gill
- 2004 – Mel Counts
- 2005 – Ed Lewis
- 2006 – Ralph Miller
- 2007 – Steve Johnson
- 2008 – “Red” Rocha

## PAC-10 ALL-FRESHMAN TEAM

- 1985 – Eric Knox
- 1987 – Gary Payton
- 1988 – Will Brantley
- 1997 – Corey Benjamin
- Carson Cunningham
- 1998 – Deaundra Tanner
- 2000 – Brian Jackson
- 2003 – Lamar Hurd (h.m.)
- 2005 – Sasa Cuic (h.m.)

## PAC-10 ALL-NEWCOMER TEAM

Awarded from 1981-83 and 1993-99.

- 1981 – Lester Conner
- Charlie Sitton
- 1982 – A.C. Green
- 1983 – Darryl Flowers
- Steve Woodside
- 1993 – Mustapha Hoff
- 1994 – Stephane Brown
- 1995 – Vladimir Heredia
- 1996 – Markee Brown
- 1997 – Terrill Woods
- 1999 – Josh Steinthal

## ALL PACIFIC-10 CONFERENCE

First-team selections only.

- 1979 – Steve Johnson
- 1980 – Ray Blume
- Steve Johnson
- 1981 – Ray Blume
- Steve Johnson
- Mark Radford
- 1982 – Lester Conner
- Charlie Sitton

- 1983 – A.C. Green
- Charlie Sitton
- 1984 – A.C. Green
- Charlie Sitton

- 1985 – A.C. Green
- 1986 – Jose Ortiz
- 1987 – Jose Ortiz
- 1988 – Gary Payton
- 1989 – Gary Payton
- 1990 – Gary Payton
- 1991 – Teo Alibegovic
- 1992 – Scott Haskin
- 1993 – Scott Haskin
- 1995 – Brent Barry
- 1999 – Deaundra Tanner
- 2003 – Philip Ricci
- 2004 – David Lucas
- 2005 – David Lucas

## ALL-PACIFIC-8 CONFERENCE

In existence from 1969-78. First-team selections only.

- 1972 – Freddie Boyd
- 1975 – Lonnie Shelton
- 1977 – Rocky Smith
- 1978 – Rickey Lee

## ALL-AAWU CONFERENCE

In existence from 1960-68. First-team selections only.

- 1965 – Jim Jarvis
- 1966 – Charlie White

## ALL-PACIFIC COAST CONFERENCE

In existence from 1916-59.

- 1916 – Ira Mix (1st)
- Adolph Sieberts (1st)
- 1917 – Adolph Sieberts (1st)
- 1918 – Clarence Krueger (1st)
- Howard Ray (1st)
- Henry Rearden (1st)
- 1922 – Slats Gill (1st)
- Marshall Hjelte (1st)
- Dick Stinson (2nd)
- 1923 – Slats Gill (2nd)
- Marshall Hjelte (2nd)
- 1924 – Slats Gill (1st)
- Carlos Steele (2nd)
- 1925 – Howard Ridings (1st)
- Carlos Steele (1st)
- 1926 – Fred Diwokoy (2nd)
- 1927 – Bill Burr (2nd)
- 1928 – Bill Burr (2nd)

- 1931 – Kenny Fagans (2nd)
- 1933 – Ed Lewis (1st)
- Forrest O’Connell (2nd)
- 1935 – George Hibbard (1st)
- Wally Palmberg (2nd)
- 1936 – Wally Palmberg (1st)
- 1940 – Al Hunter (1st)
- Frank Mandic (2nd)
- 1941 – John Mandic (2nd)
- 1942 – John Mandic (1st)
- Don Durdan (2nd)
- 1943 – Lew Beck (2nd)
- 1945 – Red Rocha (1st)
- 1946 – Red Rocha (1st)
- 1947 – Lew Beck (1st)
- Red Rocha (1st)
- Morrie Silver (2nd)
- 1948 – Cliff Crandall (1st)
- 1949 – Cliff Crandall (1st)
- Dick Ballantyne (2nd)
- 1954 – Swede Halbrook (1st)
- 1955 – Swede Halbrook (1st)
- 1957 – Dave Gambee (1st)
- 1958 – Dave Gambee (1st)
- 1959 – Lee Harman (1st)

## ALL-NORTHERN DIVISION

In existence from 1923-55.

- 1923 – Slats Gill (1st)
- Marshall Hjelte (2nd)
- 1924 – Slats Gill (1st)
- Carlos Steele (2nd)
- 1925 – Harold Ridings (1st)
- Carlos Steele (1st)
- Pete Stoddard (2nd)
- 1926 – Fred Diwokoy (2nd)
- Ray Graap (2nd)
- 1927 – Ray Graap (1st)
- Bill Burr (2nd)
- 1928 – Bill Burr (1st)
- 1929 – Rod Ballard (2nd)
- 1930 – Buck Grayson (2nd)
- 1931 – Kenny Fagans (1st)
- Rod Ballard (2nd)
- 1933 – Ed Lewis (1st)
- Forest O’Connell (1st)
- 1934 – Fred MacDonald (1st)
- George Hibbard (2nd)
- Carl Lenchitsky (2nd)
- 1935 – George Hibbard (1st)
- Wally Palmberg (1st)
- 1936 – Wally Palmberg (1st)
- 1937 – Hub Tuttle (2nd)
- 1939 – Frank Mandic (2nd)
- 1940 – Al Hunter (1st)
- Frank Mandic (1st)
- 1941 – John Mandic (1st)
- 1942 – John Mandic (1st)
- Don Durdan (2nd)
- Sam Dement (2nd)
- 1943 – Lew Beck (1st)
- 1944 – Allen Anderson (1st)
- 1945 – Red Rocha (1st)

- 1946 – Red Rocha (1st)
- 1947 – Lew Beck (1st)  
Red Rocha (1st)  
Cliff Crandall (2nd)  
Morrie Silver (2nd)
- 1948 – Cliff Crandall (1st)  
Norm Carey (2nd)
- 1949 – Cliff Crandall (1st)  
Bill Harper (2nd)
- 1950 – Bob Payne (2nd)
- 1951 – Bob Payne (1st)
- 1952 – Danny Johnston (1st)
- 1954 – Swede Halbrook (1st)
- 1955 – Swede Halbrook (1st)

**PAC-10 ALL-ACADEMIC**

- 1986 – Steve Woodside
- 1988 – Bill Sherwood
- 1990 – Teo Alibegovic
- 1991 – Teo Alibegovic
- 1995 – J.D. Vetter
- 1996 – J.D. Vetter
- 2000 – Jason Heide  
Josh Steintal
- 2004 – Lamar Hurd (h.m.)
- 2005 – Jim Hanchett  
Lamar Hurd (2nd)
- 2006 – Lamar Hurd  
Angelo Tsagarakis (h.m.)
- 2007 – Angelo Tsagarakis (2nd)
- 2008 – Roeland Schaftenaar (2nd)
- 2009 – Roeland Schaftenaar (2nd)
- 2010 – Roeland Schaftenaar

**PAC-10 PLAYER OF THE WEEK**

- 1/3/1984 – A.C. Green
- 2/20/1984 – Charlie Sitton
- 3/12/1984 – Green & Sitton
- 12/17/1984 – A.C. Green
- 12/31/1984 – A.C. Green
- 12/16/1985 – Darrin Houston
- 1/6/1986 – Jose Ortiz
- 12/1/1986 – Jose Ortiz
- 1/26/1987 – Jose Ortiz
- 1/11/1988 – Eric Knox
- 2/29/1988 – Gary Payton
- 3/7/1988 – Gary Payton
- 11/28/1988 – Gary Payton
- 1/23/1989 – Gary Payton
- 2/13/1989 – Gary Payton
- 12/4/1989 – Gary Payton
- 12/11/1989 – Gary Payton
- 1/2/1990 – Gary Payton
- 2/26/1990 – Gary Payton
- 1/7/1991 – Teo Alibegovic
- 12/2/1991 – Chad Scott
- 12/30/1991 – Chad Scott
- 2/17/1992 – Scott Haskin
- 1/11/1993 – Scott Haskin
- 1/18/1993 – Scott Haskin
- 12/12/1994 – Brent Barry
- 3/6/1995 – Brent Barry
- 1/20/1997 – Corey Benjamin
- 1/26/1998 – Corey Benjamin
- 1/11/1999 – Deaundra Tanner
- 1/28/2002 – Philip Ricci
- 2/3/2003 – Brian Jackson
- 2/23/2004 – David Lucas
- 1/3/2005 – David Lucas
- 2/14/2005 – David Lucas
- 12/19/2006 – Chris Stephens
- 1/26/2009 – Roeland Schaftenaar

**NABC ALL-STARS**

- The following is a list of players from Oregon State who have participated in the National Association of Basketball Coaches All-Star Game.
- 1964 – Mel Counts
  - 1965 – Jim Jarvis
  - 1972 – Freddie Boyd
  - 1978 – Rickey Lee
  - 1984 – Charlie Sitton
  - 1985 – A.C. Green
  - 1987 – Jose Ortiz
  - 1995 – Brent Barry

**STATE OF OREGON HALL OF FAME**

- 1980 – Dave Gambee  
Slats Gill  
Ed Lewis  
Red Rocha
- 1981 – Lew Beck  
Cliff Crandall  
Wally Palmberg
- 1982 – Mel Counts  
John Mandic  
Paul Valenti
- 1983 – Buck Grayson
- 1987 – Jim Jarvis
- 1988 – Ralph Miller
- 1995 – Steve Johnson
- 1996 – 1980-81 team
- 1997 – Charlie Sitton
- 1999 – 1948-49 team
- 2003 – A.C. Green
- 2006 – 1965-66 team

**OSU ATHLETIC HALL OF FAME**

- 1988 – Lew Beck  
Mel Counts  
Slats Gill  
Ed Lewis
- 1990 – Cliff Crandall  
Red Rocha  
Adolph Sieberts  
Paul Valenti
- 1991 – Dave Gambee  
Lee Harman  
Jim Jarvis  
John Mandic  
Ralph Miller  
Wally Palmberg  
Charlie White  
1932-33 team  
1948-49 team
- 1992 – Freddie Boyd
- 1993 – Scott Eaton  
Steve Johnson  
1965-66 team
- 1994 – Lester Conner
- 1996 – A.C. Green  
Gary Payton
- 1997 – Charlie Sitton
- 2003 – 1962-63 team
- 2004 – Ray Blume
- 2005 – 1954-55 team
- 2006 – 1980-81 team

# NBA DRAFT AND HONORS

## NBA DRAFT REGISTER

YEAR	ROUND	OVERALL	PLAYER	TEAM
1947	—	—	John Mandic	Washington
	—	—	Red Rocha	Toronto
1948	—	—	Norm Carey	Boston
	—	—	Cliff Crandall	Minneapolis
1951	—	—	Bob Payne	Minneapolis
	—	—	Bill Harper	Baltimore
	—	—	Dan Torrey	Baltimore
1955	—	—	Tony Vlastelica	Rochester
1956	—	—	Swede Halbrook	Syracuse
1958	1st	7th	Dave Gambee	St. Louis
1959	4th	31st	Lee Harman	St. Louis
1961	9th	80th	Karl Anderson	L.A. Lakers
1962	6th	48th	Jay Carty	St. Louis
1964	1st	9th	Mel Counts	Boston
1965	6th	48th	Jim Jarvis	San Francisco
1967	17th	162nd	Loy Petersen	Baltimore
1968	2nd	17th	Loy Petersen	Chicago
1969	9th	116th	Vince Fritz	Seattle
1970	1st	16th	Gary Freeman	Milwaukee
	6th	87th	Vic Bartolome	San Francisco
	17th	233rd	Vince Fritz	Baltimore
1972	1st	5th	Freddie Boyd	Phoenix
1973	6th	89th	Neal Jurgenson	Portland
	10th	154th	Sam Whitehead	Portland
1974	10th	163rd	Ron Jones	Portland
1976	2nd	25th	Lonnie Shelton	New York
	4th	62nd	Paul Miller	Phoenix
1977	4th	84th	Rocky Smith	Houston
	7th	148th	Don Smith	Portland
1978	4th	71st	Rickey Lee	Indiana
1981	1st	7th	Steve Johnson	Kansas City
	2nd	36th	Ray Blume	Indiana
	3rd	53rd	Mark Radford	Seattle
1982	1st	14th	Lester Conner	Golden State
1983	7th	143rd	Danny Evans	San Diego
1984	2nd	38th	Charlie Sitton	Dallas
1985	1st	23rd	A.C. Green	L.A. Lakers
1986	7th	141st	Steve Woodside	Indiana
1987	1st	15th	Jose Ortiz	Utah
1990	1st	2nd	Gary Payton	Seattle
1993	1st	14th	Scott Haskin	Indiana
1995	1st	15th	Brent Barry	Denver
1998	1st	28th	Corey Benjamin	Chicago

## ALL-NBA TEAMS

1993-94 — Gary Payton (third team)  
 1994-95 — Gary Payton (second team)  
 1995-96 — Gary Payton (second team)  
 1996-97 — Gary Payton (second team)  
 1997-98 — Gary Payton (first team)  
 1998-99 — Gary Payton (second team)  
 1999-00 — Gary Payton (first team)  
 2000-01 — Gary Payton (third team)  
 2001-02 — Gary Payton (second team)

## ALL-ROOKIE TEAMS

1972-73 — Freddie Boyd (first team)  
 1990-91 — Gary Payton (second team)  
 1995-96 — Brent Barry (second team)

## ALL-DEFENSIVE TEAMS

1988-89 — A.C. Green (second team)  
 1993-94 — Gary Payton (first team)  
 1994-95 — Gary Payton (first team)  
 1995-96 — Gary Payton (Defensive Player of the Year)  
 1996-97 — Gary Payton (first team)  
 1997-98 — Gary Payton (first team)  
 1998-99 — Gary Payton (first team)  
 1999-00 — Gary Payton (first team)  
 2000-01 — Gary Payton (first team)  
 2001-02 — Gary Payton (first team)

## ALL-STAR GAME PARTICIPANTS

1951 — Red Rocha  
 1952 — Red Rocha  
 1982 — Lonnie Shelton  
 1990 — A.C. Green  
 1994 — Gary Payton  
 1995 — Gary Payton  
 1996 — Gary Payton  
 1997 — Gary Payton  
 1998 — Gary Payton  
 2000 — Gary Payton  
 2001 — Gary Payton  
 2002 — Gary Payton  
 2003 — Gary Payton

## NBA FINALS PARTICIPANTS

1955 — Red Rocha, Syracuse Nationals (champions)  
 1965 — Mel Counts, Boston Celtics (champions)  
 1966 — Mel Counts, Boston Celtics (champions)  
 1967 — Dave Gambee, Philadelphia 76ers (champions)  
 1968 — Mel Counts, L.A. Lakers  
 1969 — Jay Carty, L.A. Lakers  
 1969 — Mel Counts, L.A. Lakers  
 1970 — Mel Counts, L.A. Lakers  
 1973 — Mel Counts, L.A. Lakers  
 1979 — Lonnie Shelton, Seattle SuperSonics (champions)  
 1987 — A.C. Green, L.A. Lakers (champions)  
 1988 — A.C. Green, L.A. Lakers (champions)  
 1989 — A.C. Green, L.A. Lakers  
 1996 — Gary Payton, Seattle SuperSonics  
 2000 — A.C. Green, L.A. Lakers (champions)  
 2004 — Gary Payton, L.A. Lakers  
 2005 — Brent Barry, San Antonio Spurs (champions)  
 2006 — Gary Payton, Miami Heat (champions)  
 2007 — Brent Barry, San Antonio Spurs (champions)



**PREPARE  
FOR COMBAT**

**DRIVE HARD TO THE HOOP,  
SLOW DOWN FOR NO ONE**

LeBron James is wearing NIKE Pro Combat Hyperstrong Compression Basketball Top, Hyperstrong Basketball Vis Short, Hyperstrong Elbow Sleeve and the NIKE Soldier IV shoes.