

# OREGON STATE MEN'S BASKETBALL

2011-2012



# TABLE OF CONTENTS

Table of Contents.....	1	Individual Statistics.....	40	<b>Postseason</b>	
Quick Facts .....	2	Miscellaneous Statistics.....	41-42	NCAA Tournament.....	93-95
2011-12 Roster .....	3			NIT .....	96
TV/Radio Roster.....	4			CBI .....	97
				Pac-10 Tournament.....	98-99
				Postseason Records.....	100
<b>Player Profiles</b>		<b>Records</b>			
Angus Brandt.....	5-7	Scoring.....	43-44	<b>Oregon State History</b>	
Chris Brown.....	8-9	Field Goals .....	45	Honors and Awards.....	101-102
Joe Burton.....	10-12	Three-Pointers .....	46	Slats Gill.....	103
Devon Collier .....	13-14	Free Throws .....	47	Ralph Miller.....	104
Jared Cunningham.....	15-17	Rebounds .....	48	Gary Payton.....	105
Daniel Jones.....	18-19	Assists .....	49	All-Time Greats.....	106-109
Kevin McShane.....	20-23	Blocked Shots.....	50	All-Time Player List .....	110-112
Eric Moreland.....	24-25	Steals.....	51	NBA Draft and Honors .....	113
Rhys Murphy .....	26-27	Participation .....	52	Former Beavers in the NBA.....	114-115
Roberto Nelson .....	28-29	Double-Doubles .....	53		
Ahmad Starks .....	30-31	Miscellaneous.....	53		
Challe Barton.....	32	Team Single Game .....	54		
Daniel Gomis .....	32	Opponent Single Game .....	54		
		Coaching Records.....	54	<b>Media Information</b>	
		Gill Coliseum Records.....	55	Media Information .....	116
<b>Coaching Staff</b>		Annual Statistical Leaders .....	56-57	Local Media Information .....	117
Craig Robinson .....	33-34	Annual Team Statistics .....	58	Mike Parker.....	117
Doug Stewart.....	35	Oregon State In The Polls.....	59	Athletic Communications .....	117
Nate Pomeday .....	36	Streaks .....	59	President Dr. Edward Ray.....	118
David Grace .....	37			Oregon State University.....	118
Support Staff.....	38			Gill Coliseum.....	119
		<b>Yearly Results</b>		Oregon State Traditions.....	119
<b>2010-11 Season</b>		Annual Win-Loss Record.....	60-61	Bob De Carolis.....	120
Results.....	39	Year-by-Year Results.....	62-80	Athletic Department Administration.....	121
		Series Results vs. Pac-12 .....	81-87	Athletic Department Support Staff .....	121
		Series Results vs. Non-Conference .....	88-92		



2011-12 Oregon State Men's Basketball Team Photo. Front row (from left to right): Assistant Coach Nate Pomeday, Daniel Gomis, Devon Collier, Jared Cunningham, Ahmad Starks, Challe Barton, Roberto Nelson, Rhys Murphy, Assistant Coach David Grace. Back row (from left to right): Associate Head Coach Doug Stewart, Daniel Jones, Chris Brown, Eric Moreland, Joe Burton, Kevin McShane, Angus Brandt, Head Coach Craig Robinson.

# 2011-12 MEN'S BASKETBALL QUICK FACTS

## GENERAL

Location.....	Corvallis, Ore.
Founded.....	1868
Enrollment.....	23,761
Nickname.....	Beavers
Colors.....	Orange and Black
Conference.....	Pacific-12
President.....	Dr. Edward Ray
Athletic Faculty Representative.....	Dr. Joseph Spatafora
Director of Athletics.....	Bob De Carolis
Senior Women's Administrator.....	Marianne Vydra
Athletic Department Phone.....	541-737-2547
Ticket Office Phone.....	800-GO-BEAVS
Home Arena (Capacity).....	Gill Coliseum (10,400)
Web Site.....	www.osubeavers.com
Pac-12 Web Site.....	www.pac-12.org

## MEN'S BASKETBALL HISTORY

First Year.....	1901-02 (110 years)
All-Time Record.....	1,619-1,218
All-Time Conference Record.....	744-746
Regular Season Titles.....	21
Last Regular Season Title.....	1990
All-Time Pac-10 Record (since 1978-79).....	267-327
Regular Season Titles.....	5
Last Regular Season Title.....	1990
NCAA Tournament Appearances.....	16 (12-19)
Last NCAA Tournament Appearance.....	1990
NIT Appearances.....	4 (3-4)
Last NIT Appearance.....	2005
CBI Appearances.....	2 (5-2)
Last CBI Appearance.....	2010

## ATHLETIC COMMUNICATIONS

Associate AD/Athletic Communications.....	Steve Fenk
Office Phone.....	541-737-3720
Office Fax.....	541-737-3072
Email.....	steve.fenk@oregonstate.edu
Men's Basketball Contact.....	Shawn Schoeffler
Office Phone.....	541-737-8898
Email.....	shawn.schoeffler@oregonstate.edu
Mailing Address.....	209 Gill Coliseum Corvallis, OR 97331
Press Row Phone.....	541-737-3020

## COACHING STAFF

Head Coach.....	Craig Robinson (4th Year)
Alma Mater.....	Princeton '83
OSU Record.....	43-56 (3 years)
Pac-12 Record.....	20-34 (3 years)
Career Record.....	73-84 (5 years)
Associate Head Coach.....	Doug Stewart (4th Year)
Alma Mater.....	Brown '94
Assistant Coach.....	Nate Pomeday (4th Year)
Alma Mater.....	Northwestern '99
Assistant Coach.....	David Grace (4th Year)
Alma Mater.....	Park '03
Basketball Office Phone.....	541-737-2076
Basketball Email.....	jaimee.kirkpatrick@oregonstate.edu

## SUPPORT STAFF

Operations Manager.....	Jaimee Kirkpatrick
Alma Mater.....	Oregon State '07
Athletic Trainer.....	Tom Fregoso
Alma Mater.....	Utah '81
Strength and Conditioning Coach.....	Tim Rabas
Alma Mater.....	Wisconsin-Stevens Point '02
Academic Counselor.....	Ardell Bailey
Alma Mater.....	Willamette '99

## TEAM INFORMATION

2010-11 Record.....	11-20	
Home: 9-7	Away: 1-12	Neutral: 1-1
2010-11 Conference Record.....	5-13	
Conference Finish.....	9th	
Starters Returning/Lost.....	4/1	
Letterwinners Returning/Lost.....	11/4	
Redshirts Returning.....	0	
Newcomers.....	2	
Redshirt Seniors (1).....	Kevin McShane	
Juniors (3).....	Angus Brandt, Joe Burton, Jared Cunningham	
Sophomores (4).....	Chris Brown, Devon Collier Daniel Jones, Ahmad Starks	
Redshirt Sophomores (2).....	Rhys Murphy, Roberto Nelson	
Freshmen (2).....	Challe Barton, Daniel Gomis	
Redshirt Freshmen (1).....	Eric Moreland	
Graduated (4).....	Daniel Deane, Calvin Haynes Omari Johnson, Lathen Wallace	



## 2011-12 MEN'S BASKETBALL NUMERICAL ROSTER

NO.	PLAYER	POS.	HT.	WT.	YR.	EXP.	HOMETOWN (HIGH SCHOOL/COLLEGE)
0	Kevin McShane	F	6-9	240	Sr.*	3L	Portland, Ore. (Jesuit HS/Clackamas CC)
1	Jared Cunningham	G	6-4	194	Jr.	2L	Oakland, Calif. (San Leandro HS)
2	Challe Barton	G	6-3	193	Fr.	HS	Goteborg, Sweden (Sandagymnasiet)
3	Ahmad Starks	G	5-9	165	So.	1L	Chicago, Ill. (Whitney Young HS)
4	Chris Brown	C	6-11	250	So.	1L	Houston, Texas (Oak Hill Academy)
10	Daniel Jones	C	6-11	230	So.>	1L	Orland, Calif. (Hamilton Union HS)
11	Joe Burton	F/C	6-7	280	Jr.	2L	Soboba, Calif. (West Valley HS)
12	Angus Brandt	F/C	6-10	242	Jr.	2L	Sydney, Australia (Blaxland HS)
13	Rhys Murphy	F	6-7	195	So.*	RS	Sydney, Australia (Barker College Senior School)
14	Daniel Gomis	F	6-10	225	Fr.	HS	Thies, Senegal (Oak Hill Academy)
15	Eric Moreland	F	6-10	215	Fr.*	RS	Missouri City, Texas (Hightower HS/UTEP)
44	Devon Collier	F	6-8	215	So.	1L	Bronx, N.Y. (St. Anthony HS)
55	Roberto Nelson	G	6-3	195	So.*	1L	Santa Barbara, Calif. (Santa Barbara HS)

## 2011-12 MEN'S BASKETBALL ALPHABETICAL ROSTER

NO.	PLAYER	POS.	HT.	WT.	YR.	EXP.	HOMETOWN (HIGH SCHOOL/COLLEGE)
2	Challe Barton	G	6-3	193	Fr.	HS	Goteborg, Sweden (Sandagymnasiet)
12	Angus Brandt	F/C	6-10	242	Jr.	2L	Sydney, Australia (Blaxland HS)
4	Chris Brown	C	6-11	250	So.	1L	Houston, Texas (Oak Hill Academy)
11	Joe Burton	F/C	6-7	280	Jr.	2L	Soboba, Calif. (West Valley HS)
44	Devon Collier	F	6-8	215	So.	1L	Bronx, N.Y. (St. Anthony HS)
1	Jared Cunningham	G	6-4	194	Jr.	2L	Oakland, Calif. (San Leandro HS)
14	Daniel Gomis	F	6-10	225	Fr.	HS	Thies, Senegal (Oak Hill Academy)
10	Daniel Jones	C	6-11	230	So.>	1L	Orland, Calif. (Hamilton Union HS)
0	Kevin McShane	F	6-9	240	Sr.*	3L	Portland, Ore. (Jesuit HS/Clackamas CC)
15	Eric Moreland	F	6-10	215	Fr.*	RS	Missouri City, Texas (Hightower HS/UTEP)
13	Rhys Murphy	F	6-7	195	So.*	RS	Sydney, Australia (Barker College Senior School)
55	Roberto Nelson	G	6-3	195	So.*	1L	Santa Barbara, Calif. (Santa Barbara HS)
3	Ahmad Starks	G	5-9	165	So.	1L	Chicago, Ill. (Whitney Young HS)

\* used redshirt year

> walk-on

**Head Coach:** Craig Robinson (fourth year, Princeton, 1983)

**Associate Head Coach:** Doug Stewart (Brown, 1994)

**Assistant Coaches:** Nate Pomeday (Northwestern, 1999), David Grace (Park, 2003)

**Operations Manager:** Jaimee Kirkpatrick

**Athletic Trainer:** Tom Fregoso

**Strength & Conditioning Coach:** Tim Rabas

### PRONUNCIATION GUIDE

**Challe Barton (Cholly)**

**Devon Collier (DUH-von)**


**Daniel Gomis (GO-miz)**

**Rhys Murphy (REESE)**


**Nate Pomeday (POM-a-DAY)**

**Ahmad Starks (a-MOD)**


# TV/RADIO ROSTER




**#0**  
**KEVIN McSHANE**  
 F • 6-9 • 240 • SR\*  
 PORTLAND, ORE.  
 JESUIT HS/CLACKAMAS CC




**#1**  
**JARED CUNNINGHAM**  
 G • 6-4 • 194 • JR  
 OAKLAND, CALIF.  
 SAN LEANDRO HS



**#2**  
**CHALLE BARTON**  
 G • 6-3 • 193 • FR  
 GÖTEBORG, SWEDEN  
 SANDAGYMNASIET



**#3**  
**AHMAD STARKS**  
 G • 5-9 • 165 • SO  
 CHICAGO, ILL.  
 WHITNEY YOUNG HS




**#4**  
**CHRIS BROWN**  
 C • 6-11 • 250 • SO  
 HOUSTON, TEXAS  
 OAK HILL ACADEMY




**#10**  
**DANIEL JONES**  
 C • 6-11 • 230 • SO  
 ORLAND, CALIF.  
 HAMILTON UNION HS




**#11**  
**JOE BURTON**  
 F/C • 6-7 • 280 • SO  
 SOBOBA, CALIF.  
 WEST VALLEY HS




**#12**  
**ANGUS BRANDT**  
 F/C • 6-10 • 242 • JR  
 SYDNEY, AUSTRALIA  
 BLAXLAND HS




**#13**  
**RHYS MURPHY**  
 F • 6-7 • 195 • SO\*  
 SYDNEY, AUSTRALIA  
 BARKER COLLEGE SENIOR SCHOOL




**#14**  
**DANIEL GOMIS**  
 F • 6-10 • 225 • FR  
 THIES, SENEGAL  
 OAK HILL ACADEMY



**#15**  
**ERIC MORELAND**  
 F • 6-10 • 215 • FR\*  
 MISSOURI CITY, TEXAS  
 HIGHTOWER HS/UTEP



**#44**  
**DEVON COLLIER**  
 F • 6-8 • 215 • SO  
 BRONX, N.Y.  
 ST. ANTHONY HS



**#55**  
**ROBERTO NELSON**  
 G • 6-3 • 195 • SO\*  
 SANTA BARBARA, CALIF.  
 SANTA BARBARA HS



**CRAIG ROBINSON**  
 HEAD COACH  
 FOURTH YEAR



**DOUG STEWART**  
 ASSOCIATE HEAD COACH  
 FOURTH YEAR



**NATE POMEDAY**  
 ASSISTANT COACH  
 FOURTH YEAR




**DAVID GRACE**  
 ASSISTANT COACH  
 FOURTH YEAR



**JAIMEE KIRKPATRICK**  
 OPERATIONS MANAGER  
 FIFTH YEAR

# ANGUS BRANDT



**Class:** Junior  
**Hometown:** Sydney, Australia  
**High School:** Blaxland HS  
**Height/Weight:** 6-10/242  
**Experience:** 2L

**Forward/Center | #12**

**SOPHOMORE (2010-11):** Played in 29 games and started 21 ... Averaged 4.8 points, 2.5 rebounds and 16.0 minutes per game ... Missed two games with a left foot sprain ... Named to the Pac-10 All-Academic First Team ... Had a career-high 13 points at Montana (12/15) ... Had a career-high nine rebounds in 35 minutes at Arizona State (3/5) ... Had a career-high two blocked shots against Illinois-Chicago (12/22) ... Made 33.3 percent (9-of-27) of his three-point attempts ... Honored as an Oregon State Everyday Champion on Feb. 22, 2011.

**FRESHMAN (2009-10):** Appeared in 26 games and started the final two games of the season ... Averaged 1.1 points, 1.1 rebounds and 9.2 minutes per game ... Made his first career start in the Pac-10 Tournament against Washington (3/11), tying a season-high with six points on 2-of-3 from behind the arc ... Scored six points and registered season-highs with four rebounds and five assists in 23 minutes against South Dakota (11/14).

**AUSTRALIAN NATIONAL TEAM:** Selected to the 2011 Australian National Team ... Played at the 26th World University Games in Shenzhen, China ... Team went 3-3 and defeated eventual silver medalist Canada ... Also played at the Four Nations Tournament in Kunshan and Yongcheng, China ... Had 17 points and 11 rebounds in a win over Turkey.

**PREP SCHOOL:** Attended Lake Forest (Ill.) Academy ... Rated a three-star center by Rivals.com and was ranked as high as the No. 20 center prospect in the nation by the website ... Averaged 15.0 points and 10.0 rebounds as a senior ... Coached by Matt Vaughn ... Played club basketball with the Chicago Elite and made the finals of the Adidas 64 Las Vegas.

**HIGH SCHOOL:** Graduated from Blaxland (Australia) High School ... Led the Springwood Scorchers to the U18 Division Three title in the Sydney Junior Championships in 2006 ... Played Youth League with the Penrith Panthers in 2007 before jumping to State League with the squad in 2008.

**PERSONAL:** Born in Sydney, Australia ... Son of John and Lorraine Brandt ... Has two brothers, Seamus and Louis ... Chose Oregon State because of the "great offense, great coaches and great town" ... Lists drawing and painting as his interests ... Has five nicknames: Ang, Gus, Ango, Beef and Burger ... Majoring in Exercise Sport Science.

## CAREER HIGHS

**Points:** 13 at Montana (12/15/10)  
**FG Made:** 6 at Montana (12/15/10)  
**FG Attempted:** 12 at Arizona State (3/5/11)  
**3-PT Made:** 2, two times, last vs. UT-Arlington (11/14/10)  
**3-PT Attempted:** 3, four times, last at Washington (1/8/11)  
**FT Made:** 4 vs. Boston (3/17/10)  
**FT Attempted:** 6 vs. Washington (2/3/11)  
**Rebounds:** 9 at Arizona State (3/5/11)  
**Assists:** 5 vs. South Dakota (11/14/09)  
**Blocked Shots:** 2 vs. Illinois-Chicago (12/22/10)  
**Steals:** 2, three times, last at Stanford (1/29/11)  
**Minutes:** 35 at Arizona State (3/5/11)

## OVERALL CAREER STATISTICS

YEAR	GP	GS	MIN	AVG	TOTAL			3-PTS			FT			REBOUNDS				PF	FO	AST	TO	BLK	STL	PTS	AVG
					FG	FGA	PCT	FG	FGA	PCT	FT	FTA	PCT	OFF	DEF	TOT	AVG								
2009-10	26	2	238	9.2	9	31	.290	3	12	.250	8	12	.667	8	20	28	1.1	33	0	15	22	5	7	29	1.1
2010-11	29	21	464	16.0	56	136	.412	9	27	.333	18	34	.529	31	42	73	2.5	79	2	17	32	8	15	139	4.8
<b>TOTAL</b>	<b>55</b>	<b>23</b>	<b>702</b>	<b>12.8</b>	<b>65</b>	<b>167</b>	<b>.389</b>	<b>12</b>	<b>39</b>	<b>.308</b>	<b>26</b>	<b>46</b>	<b>.565</b>	<b>39</b>	<b>62</b>	<b>101</b>	<b>1.8</b>	<b>112</b>	<b>2</b>	<b>32</b>	<b>54</b>	<b>13</b>	<b>22</b>	<b>168</b>	<b>3.1</b>

## PAC-12 CONFERENCE CAREER STATISTICS

YEAR	GP	GS	MIN	AVG	TOTAL			3-PTS			FT			REBOUNDS				PF	FO	AST	TO	BLK	STL	PTS	AVG
					FG	FGA	PCT	FG	FGA	PCT	FT	FTA	PCT	OFF	DEF	TOT	AVG								
2009-10	12	0	41	3.4	0	4	.000	0	1	.000	1	2	.500	5	1	6	0.5	9	0	3	7	0	2	1	0.1
2010-11	18	17	319	17.7	35	89	.393	3	14	.214	10	21	.476	25	24	49	2.7	53	2	10	26	5	11	83	4.6
<b>TOTAL</b>	<b>30</b>	<b>17</b>	<b>360</b>	<b>12.0</b>	<b>35</b>	<b>93</b>	<b>.376</b>	<b>3</b>	<b>15</b>	<b>.200</b>	<b>11</b>	<b>23</b>	<b>.478</b>	<b>30</b>	<b>25</b>	<b>55</b>	<b>1.8</b>	<b>62</b>	<b>2</b>	<b>13</b>	<b>33</b>	<b>5</b>	<b>13</b>	<b>84</b>	<b>2.8</b>

# ANGUS BRANDT 2010-11 GAME-BY-GAME STATISTICS

OPPONENT	DATE	GS	MIN	TOTAL			3-PTS			FT			REBOUNDS			PF	FO	A	TO	BLK	STL	PTS	AVG	
				FG	FGA	PCT	3FG	FGA	PCT	FT	FTA	PCT	OFF	DEF	TOT									AVG
UT-Arlington	11/14/10		21	4	7	.571	2	3	.667	0	1	.000	1	5	6	6.0	3	0	1	0	0	0	10	10.0
at Seattle	11/17/10		14	2	6	.333	0	1	.000	0	0	.000	0	1	1	3.5	3	0	1	2	1	1	4	7.0
Texas Southern	11/21/10		6	0	2	.000	0	1	.000	3	4	.750	0	1	1	2.7	0	0	0	0	0	0	3	5.7
Charlotte	11/24/10	DNP																						
at Howard	11/27/10		3	0	1	.000	0	0	.000	0	0	.000	0	0	0	2.0	0	0	0	0	0	0	0	4.3
Utah Valley	12/1/10	DNP																						
at Colorado	12/4/10		10	1	3	.333	1	1	1.000	3	4	.750	0	0	0	1.6	2	0	0	0	0	1	6	4.6
UTPA	12/12/10		8	0	2	.000	0	0	.000	0	0	.000	0	3	3	1.8	4	0	1	1	0	0	0	3.8
at Montana	12/15/10		22	6	10	.600	1	3	.333	0	0	.000	2	1	3	2.0	3	0	1	0	0	0	13	5.1
GWU	12/18/10	*	21	3	6	.500	1	2	.500	2	2	1.000	1	2	3	2.1	2	0	0	1	0	0	9	5.6
Illinois-Chicago	12/22/10	*	21	3	6	.500	0	1	.000	0	2	.000	2	4	6	2.6	2	0	2	0	2	2	6	5.7
Arizona State	12/30/10	*	21	0	2	.000	0	0	.000	0	0	.000	4	0	4	2.7	3	0	1	0	0	1	0	5.1
Arizona	1/2/11	*	14	3	5	.600	0	1	.000	1	1	1.000	2	2	4	2.8	3	0	0	3	0	0	7	5.3
at Washington State	1/6/11	*	17	2	8	.250	0	1	.000	0	0	.000	1	1	2	2.8	1	0	2	2	0	0	4	5.2
at Washington	1/8/11	*	22	2	8	.250	1	3	.333	1	2	.500	1	3	4	2.8	4	0	0	1	1	2	6	5.2
UCLA	1/13/11	*	14	3	8	.375	0	2	.000	2	2	1.000	3	0	3	2.9	2	0	0	1	0	1	8	5.4
USC	1/15/11	*	13	1	3	.333	0	1	.000	0	0	.000	0	2	2	2.8	3	0	0	1	0	0	2	5.2
Oregon	1/22/11	*	17	2	3	.667	0	0	.000	1	4	.250	1	0	1	2.7	2	0	0	0	0	0	5	5.2
at California	1/27/11	*	11	0	4	.000	0	0	.000	0	0	.000	3	1	4	2.8	3	0	0	3	0	0	0	4.9
at Stanford	1/29/11		12	0	3	.000	0	0	.000	0	0	.000	2	1	3	2.8	1	0	0	0	0	2	0	4.6
Washington	2/3/11	*	21	2	5	.400	0	0	.000	3	6	.500	0	3	3	2.8	3	0	0	2	0	0	7	4.7
Washington State	2/5/11	*	16	1	3	.333	0	1	.000	0	1	.000	2	1	3	2.8	3	0	0	0	1	1	2	4.6
at USC	2/10/11	*	17	1	6	.167	0	1	.000	0	0	.000	1	0	1	2.7	3	0	0	1	1	1	2	4.5
at UCLA	2/12/11	*	22	3	5	.600	0	0	.000	0	0	.000	1	1	2	2.7	5	1	0	3	0	1	6	4.5
at Oregon	2/19/11	*	12	0	2	.000	0	1	.000	0	0	.000	0	1	1	2.6	2	0	1	0	1	0	0	4.3
Stanford	2/24/11	*	20	2	3	.667	1	1	1.000	0	0	.000	0	1	1	2.5	2	0	2	3	0	1	5	4.4
California	2/26/11	*	18	4	4	1.000	1	1	1.000	0	0	.000	0	1	1	2.5	4	0	1	0	0	0	9	4.6
at Arizona	3/3/11	*	17	4	5	.800	0	1	.000	1	2	.500	1	0	1	2.4	5	1	2	2	0	0	9	4.7
at Arizona State	3/5/11	*	35	5	12	.417	0	0	.000	1	3	.333	3	6	9	2.7	4	0	1	4	1	1	11	5.0
vs Stanford	3/9/11	*	3	0	0	.000	0	0	.000	0	0	.000	0	0	0	2.6	3	0	0	1	0	0	0	4.8
vs Arizona	3/10/11	*	16	2	4	.500	1	1	1.000	0	0	.000	0	1	1	2.5	4	0	1	1	0	0	5	4.8
<b>TOTALS</b>		<b>21</b>	<b>464</b>	<b>56</b>	<b>136</b>	<b>.412</b>	<b>9</b>	<b>27</b>	<b>.333</b>	<b>18</b>	<b>34</b>	<b>.529</b>	<b>31</b>	<b>42</b>	<b>73</b>	<b>2.5</b>	<b>79</b>	<b>2</b>	<b>17</b>	<b>32</b>	<b>8</b>	<b>15</b>	<b>139</b>	<b>4.8</b>

GAMES PLAYED: 29

MINUTES/GAME: 16.0

POINTS/GAME: 4.8

FG PCT: 41.2

3FG PCT: 33.3

FT PCT: 52.9

REBOUNDS/GAME: 2.5

ASSISTS/GAME: 0.6

TURNOVERS/GAME: 1.1

ASSIST/TURNOVER RATIO: 0.5

STEALS/GAME: 0.5

BLOCKS/GAME: 0.3

# ANGUS BRANDT 2009-10 GAME-BY-GAME STATISTICS

OPPONENT	DATE	GS	MIN	TOTAL			3-PTS			FT			REBOUNDS			PF	FO	A	TO	BLK	STL	PTS	AVG	
				FG	FGA	PCT	3FG	FGA	PCT	FT	FTA	PCT	OFF	DEF	TOT									AVG
vs Texas A&M-CC	11/13/09		18	0	3	.000	0	1	.000	0	0	.000	0	3	3	3.0	3	0	1	2	1	0	0	0.0
vs South Dakota	11/14/09		23	3	7	.429	0	1	.000	0	0	.000	1	3	4	3.5	2	0	5	1	1	1	6	3.0
at Texas Tech	11/15/09		21	1	2	.500	1	2	.500	3	4	.750	0	1	1	2.7	4	0	0	3	1	0	6	4.0
Sacramento State	11/21/09		13	0	2	.000	0	2	.000	0	0	.000	0	1	1	2.3	1	0	1	0	0	0	3.0	
at GWU	11/28/09		18	1	2	.500	0	0	.000	0	0	.000	0	1	1	2.0	1	0	0	0	0	2	2.8	
Colorado	12/4/09		13	0	1	.000	0	1	.000	0	1	.000	0	0	0	1.7	2	0	0	0	0	0	2.3	
CSU Bakersfield	12/6/09		16	2	2	1.000	0	0	.000	0	0	.000	0	1	1	1.6	2	0	0	1	0	1	4	2.6
at Nebraska	12/12/09		6	0	1	.000	0	1	.000	0	0	.000	0	1	1	1.5	0	0	0	0	0	1	0	2.3
at Illinois-Chicago	12/16/09		7	0	0	.000	0	0	.000	0	0	.000	0	2	2	1.6	2	0	2	1	0	0	2.0	
Miss. Valley State	12/19/09		7	0	0	.000	0	0	.000	0	0	.000	1	0	1	1.5	1	0	1	2	0	0	1.8	
Fresno State	12/23/09		3	0	0	.000	0	0	.000	0	0	.000	0	1	1	1.5	1	0	0	2	0	1	0	1.6
at Washington	12/31/09		2	0	1	.000	0	1	.000	0	0	.000	0	0	0	1.3	0	0	0	1	0	0	1.5	
at Washington State	1/2/10		2	0	1	.000	0	0	.000	0	0	.000	1	0	1	1.3	0	0	0	1	0	0	1.4	
Seattle	1/6/10		11	0	0	.000	0	0	.000	0	0	.000	0	2	2	1.4	3	0	0	2	0	0	1.3	
at Oregon	1/10/10	DNP																						
Arizona	1/14/10		3	0	0	.000	0	0	.000	0	0	.000	1	0	1	1.3	0	0	1	0	0	0	1.2	
Arizona State	1/16/10		5	0	1	.000	0	0	.000	0	0	.000	1	0	1	1.3	2	0	1	0	0	0	1.1	
at Stanford	1/21/10		11	0	0	.000	0	0	.000	0	0	.000	0	0	0	1.2	1	0	1	1	0	0	1.1	
at California	1/23/10	DNP																						
USC	1/28/10	DNP																						
UCLA	1/30/10		4	0	0	.000	0	0	.000	1	2	.500	0	0	0	1.2	0	0	0	0	0	1	1	1.1
Oregon	2/6/10		5	0	0	.000	0	0	.000	0	0	.000	1	0	1	1.2	1	0	0	2	0	0	1.0	
at Arizona State	2/11/10		4	0	1	.000	0	0	.000	0	0	.000	1	1	2	1.2	1	0	0	0	0	0	1.0	
at Arizona	2/13/10		1	0	0	.000	0	0	.000	0	0	.000	0	0	0	1.1	1	0	0	0	0	0	0.9	
California	2/18/10		2	0	0	.000	0	0	.000	0	0	.000	0	0	0	1.1	1	0	0	0	0	0	0.9	
Stanford	2/20/10		1	0	0	.000	0	0	.000	0	0	.000	0	0	0	1.0	2	0	0	0	0	0	0.8	
at UCLA	2/25/10	DNP																						
at USC	2/27/10	DNP																						
Washington State	3/4/10	DNP																						
Washington	3/6/10		1	0	0	.000	0	0	.000	0	0	.000	0	0	0	1.0	0	0	0	2	0	1	0	0.8
vs Washington	3/11/10	*	22	2	7	.286	2	3	.667	0	0	.000	0	1	1	1.0	2	0	1	1	1	1	6	1.0
Boston University	3/17/10	*	19	0	0	.000	0	0	.000	4	5	.800	1	2	3	1.1	0	0	1	0	1	0	4	1.1
<b>TOTALS</b>		<b>2</b>	<b>238</b>	<b>9</b>	<b>31</b>	<b>.290</b>	<b>3</b>	<b>12</b>	<b>.250</b>	<b>8</b>	<b>12</b>	<b>.667</b>	<b>8</b>	<b>20</b>	<b>28</b>	<b>1.1</b>	<b>33</b>	<b>0</b>	<b>15</b>	<b>22</b>	<b>5</b>	<b>7</b>	<b>29</b>	<b>1.1</b>

GAMES PLAYED: 26

MINUTES/GAME: 9.2

POINTS/GAME: 1.1

FG PCT: 29.0

3FG PCT: 25.0

FT PCT: 66.7

REBOUNDS/GAME: 1.1

ASSISTS/GAME: 0.6

TURNOVERS/GAME: 0.8

ASSIST/TURNOVER RATIO: 0.7

STEALS/GAME: 0.3

BLOCKS/GAME: 0.2



# CHRIS BROWN



**Class:** Sophomore  
**Hometown:** Houston, Texas  
**High School:** Oak Hill Academy  
**Height/Weight:** 6-11/250  
**Experience:** 1L

**Center | #4**

**FRESHMAN (2010-11):** Played in 15 games ... Averaged 0.8 points and 0.7 rebounds in 2.5 minutes per game ... First career appearance was against Charlotte (11/24) ... Scored his first career points at Colorado (12/4) when he finished with a career-high five points ... Had a career-high four rebounds at Colorado and against Texas-Pan American (12/12) ... Played a career-high eight minutes at UCLA (2/12) and finished with four points.

**HIGH SCHOOL:** Graduated from Oak Hill Academy in Mouth of Wilson, Va. ... Team went 40-1 and lost in National High School Invitational finals to Findlay Prep in 2008-09 ... Played AAU basketball for five seasons for Team Genesis Houston owned by Elaine Jones ... High school coach was Steve Smith ... Was honor roll student senior year at Oak Hill Academy.

**PERSONAL:** Born in Africa and moved to the United States when he was nine-years-old ... Parents are Peter and Ann Brown ... Has two brothers, Peter Jr. and Edward, and one sister, Cynthia ... Chose Oregon State because "it's a unique program with great academic opportunities for me to be successful in my major and I like the style of play" ... Lists drawing as his hobby ... Nickname is Xclusive ... Majoring in New Media Communications.

## CAREER HIGHS

**Points:** 5 at Colorado (12/4/10)  
**FG Made:** 2, two times, last at UCLA (2/12/11)  
**FG Attempted:** 6 at Colorado (12/4/10)  
**3-PT Made:** 0  
**3-PT Attempted:** 0  
**FT Made:** 1, two times, last vs. Texas-Pan American (12/12/10)  
**FT Attempted:** 3 at California (1/27/11)  
**Rebounds:** 4, two times, last vs. Texas-Pan American (12/12/10)  
**Assists:** 0  
**Blocked Shots:** 0  
**Steals:** 0  
**Minutes:** 8 at UCLA (2/12/11)

## OVERALL CAREER STATISTICS

YEAR	GP	GS	MIN	AVG	TOTAL			3-PTS			FT			REBOUNDS				PF	FO	AST	TO	BLK	STL	PTS	AVG
					FG	FGA	PCT	FG	FGA	PCT	FT	FTA	PCT	OFF	DEF	TOT	AVG								
2010-11	15	0	38	2.5	5	16	.313	0	0	.000	2	7	.286	4	7	11	0.7	8	0	0	4	0	0	12	0.8
<b>TOTAL</b>	<b>15</b>	<b>0</b>	<b>38</b>	<b>2.5</b>	<b>5</b>	<b>16</b>	<b>.313</b>	<b>0</b>	<b>0</b>	<b>.000</b>	<b>2</b>	<b>7</b>	<b>.286</b>	<b>4</b>	<b>7</b>	<b>11</b>	<b>0.7</b>	<b>8</b>	<b>0</b>	<b>0</b>	<b>4</b>	<b>0</b>	<b>0</b>	<b>12</b>	<b>0.8</b>

## PAC-12 CONFERENCE CAREER STATISTICS

YEAR	GP	GS	MIN	AVG	TOTAL			3-PTS			FT			REBOUNDS				PF	FO	AST	TO	BLK	STL	PTS	AVG
					FG	FGA	PCT	FG	FGA	PCT	FT	FTA	PCT	OFF	DEF	TOT	AVG								
2010-11	9	0	22	2.4	3	7	.429	0	0	.000	0	3	.000	0	2	2	0.2	5	0	0	2	0	0	6	0.7
<b>TOTAL</b>	<b>9</b>	<b>0</b>	<b>22</b>	<b>2.4</b>	<b>3</b>	<b>7</b>	<b>.429</b>	<b>0</b>	<b>0</b>	<b>.000</b>	<b>0</b>	<b>3</b>	<b>.000</b>	<b>0</b>	<b>2</b>	<b>2</b>	<b>0.2</b>	<b>5</b>	<b>0</b>	<b>0</b>	<b>2</b>	<b>0</b>	<b>0</b>	<b>6</b>	<b>0.7</b>

# CHRIS BROWN 2010-11 GAME-BY-GAME STATISTICS

OPPONENT	DATE	GS	MIN	TOTAL			3-PTS			FT			REBOUNDS				PF	FO	A	TO	BLK	STL	PTS	AVG
				FG	FGA	PCT	3FG	FGA	PCT	FT	FTA	PCT	OFF	DEF	TOT	AVG								
UT-Arlington	11/14/10	DNP																						
at Seattle	11/17/10	DNP																						
Texas Southern	11/21/10	DNP																						
Charlotte	11/24/10		2	0	0	.000	0	0	.000	0	0	.000	0	1	1	1.0	0	0	0	0	0	0	0	0.0
at Howard	11/27/10		0	0	0	.000	0	0	.000	0	0	.000	0	0	0	0.5	0	0	0	0	0	0	0	0.0
Utah Valley	12/1/10	DNP																						
at Colorado	12/4/10		5	2	6	.333	0	0	.000	1	2	.500	3	1	4	1.7	0	0	0	0	0	0	5	1.7
UTPA	12/12/10		6	0	3	.000	0	0	.000	1	2	.500	1	3	4	2.3	3	0	0	2	0	0	1	1.5
at Montana	12/15/10	DNP																						
GWU	12/18/10	DNP																						
Illinois-Chicago	12/22/10		1	0	0	.000	0	0	.000	0	0	.000	0	0	0	1.8	0	0	0	0	0	0	0	1.2
Arizona State	12/30/10		1	0	0	.000	0	0	.000	0	0	.000	0	1	1	1.7	0	0	0	1	0	0	0	1.0
Arizona	1/2/11	DNP																						
at Washington State	1/6/11	DNP																						
at Washington	1/8/11	DNP																						
UCLA	1/13/11	DNP																						
USC	1/15/11	DNP																						
Oregon	1/22/11	DNP																						
at California	1/27/11		5	0	1	.000	0	0	.000	0	3	.000	0	1	1	1.6	1	0	0	0	0	0	0	0.9
at Stanford	1/29/11		1	0	0	.000	0	0	.000	0	0	.000	0	0	0	1.4	0	0	0	0	0	0	0	0.8
Washington	2/3/11		1	0	0	.000	0	0	.000	0	0	.000	0	0	0	1.2	0	0	0	0	0	0	0	0.7
Washington State	2/5/11	DNP																						
at USC	2/10/11		1	1	1	1.000	0	0	.000	0	0	.000	0	0	0	1.1	0	0	0	0	0	0	2	0.8
at UCLA	2/12/11		8	2	3	.667	0	0	.000	0	0	.000	0	0	0	1.0	2	0	0	0	0	0	4	1.1
at Oregon	2/19/11		3	0	0	.000	0	0	.000	0	0	.000	0	0	0	0.9	2	0	0	0	0	0	0	1.0
Stanford	2/24/11	DNP																						
California	2/26/11		1	0	1	.000	0	0	.000	0	0	.000	0	0	0	0.8	0	0	0	0	0	0	0	0.9
at Arizona	3/3/11		1	0	1	.000	0	0	.000	0	0	.000	0	0	0	0.8	0	0	0	1	0	0	0	0.9
at Arizona State	3/5/11	DNP																						
vs Stanford	3/9/11	DNP																						
vs Arizona	3/10/11		2	0	0	.000	0	0	.000	0	0	.000	0	0	0	0.7	0	0	0	0	0	0	0	0.8
<b>TOTALS</b>		<b>0</b>	<b>38</b>	<b>5</b>	<b>16</b>	<b>.313</b>	<b>0</b>	<b>0</b>	<b>.000</b>	<b>2</b>	<b>7</b>	<b>.286</b>	<b>4</b>	<b>7</b>	<b>11</b>	<b>0.7</b>	<b>8</b>	<b>0</b>	<b>0</b>	<b>4</b>	<b>0</b>	<b>0</b>	<b>12</b>	<b>0.8</b>

GAMES PLAYED: 15

MINUTES/GAME: 2.5

POINTS/GAME: 0.8

FG PCT: 31.3

FT PCT: 28.6

REBOUNDS/GAME: 0.7

TURNOVERS/GAME: 0.3

# JOE BURTON



**Class:** Junior  
**Hometown:** Soboba, Calif.  
**High School:** West Valley HS  
**Height/Weight:** 6-7/280  
**Experience:** 2L

**Forward/Center | #11**

**HIGH SCHOOL:** Graduated from West Valley High School in Hemet, Calif. ... Ranked as the No. 20 center and No. 130 player overall in the class of 2009 by Rivals.com ... Ranked as the No. 40 center prospect by ESPN.com ... Averaged 15 points, 18 rebounds, 8.0 assists, 5.0 points and 4.0 steals as a senior ... As a junior, led team to CIF Section Division III-A championship and was an all-league selection ... Averaged 21 points and 16 rebounds as a junior ... Holds records for rebounds in a game (36) and points in a game (33) ... Was the first player at his school to record a "quadruple double" registering 20 points, 20 rebounds, 10 blocks and 10 assists in a game ... Was a four-time team MVP ... High school coach was Chuck Peebles ... Also lettered four seasons in volleyball ... Played club basketball with the Compton Magic.

**PERSONAL:** Born on the Soboba Indian reservation in Soboba, Calif. ... Son of Dondi Silvas Nichols and Kendall Nichols ... Biggest athletic thrill to date is "beating Arizona and USC at home" ... Chose Oregon State because it's a "new, upcoming program" ... Lists golf as his hobby ... Is the first Native American to receive a scholarship in the conference since it expanded to the Pac-10 in 1978 and just the second Native American to play basketball at Oregon State (Ron Jones, 1972-74) ... Majoring in Ethnic Studies.

### CAREER HIGHS

**Points:** 17 vs. Arizona State (12/30/10)  
**FG Made:** 7, three times, last vs. Arizona (1/2/11)  
**FG Attempted:** 13 at Howard (11/27/10)  
**3-PT Made:** 1 vs. California (2/18/10)  
**3-PT Attempted:** 1, two times, last vs. Illinois-Chicago (12/22/10)  
**FT Made:** 6 vs. Mississippi Valley State (12/19/09)  
**FT Attempted:** 9 vs. Mississippi Valley State (12/19/09)  
**Rebounds:** 14 vs. Stanford (3/9/11)  
**Assists:** 7 vs. Charlotte (11/24/10)  
**Blocked Shots:** 2 vs. USC (1/15/11)  
**Steals:** 3, three times, last vs. Stanford (3/9/11)  
**Minutes:** 39 at Arizona State (3/5/11)

**SOPHOMORE (2010-11):** Played in 30 games and started 16 ... Averaged 7.0 points, 5.6 rebounds and 25.8 minutes per game ... Finished 15th in the Pac-10 in rebounding and ninth in steals (1.20 per game) ... Had a career-high 17 points against Arizona State (12/30) ... Led the team in assists with 73 and was second on the team with nine blocked shots and 36 steals ... Led the team in rebounding in seven games ... Had a career-high 14 rebounds in Pac-10 Tournament win over Stanford (3/9) ... Played a career-high 39 minutes at Arizona State (3/5) ... Registered a career-high seven assists against Charlotte (11/24) ... Shot 50 percent or better from the field in 19 games ... Had a career-high three steals in three games, at Howard (11/27), UCLA (1/13) and vs. Stanford (3/9) ... Represented Beavers Without Borders in partnership with Habitat for Humanity to construct a home for a family in Macedonia in June 2011.

**FRESHMAN (2009-10):** Played in 32 games and started five ... Finished the season averaging 4.7 points, 4.5 rebounds and 1.0 assists per game ... Registered six games in double-figures, including a season-high 15 points at Texas Tech (11/15) ... Recorded his first career double-double with 13 points and 12 rebounds at UCLA (2/25) ... Played a season-high 32 minutes against the Bruins ... Made first career start in victory at George Washington (11/28) ... Tallied 13 points in win against Cal State Bakersfield (12/6) ... Scored 12 points in win over California (2/18) ... Registered at least five rebounds in 17 contests ... Had a season-high four assists in win over Oregon (2/6).

## OVERALL CAREER STATISTICS

YEAR	GP	GS	MIN	AVG	TOTAL			3-PTS			FT	FTA	PCT	REBOUNDS				PF	FO	AST	TO	BLK	STL	PTS	AVG
					FG	FGA	PCT	FG	FGA	PCT				OFF	DEF	TOT	AVG								
2009-10	32	5	512	16.0	54	116	.466	1	2	.500	41	65	.631	48	97	145	4.5	57	0	31	56	8	13	150	4.7
2010-11	30	16	774	25.8	87	182	.478	0	1	.000	35	71	.493	44	124	168	5.6	86	3	73	75	9	36	209	7.0
<b>TOTAL</b>	<b>62</b>	<b>21</b>	<b>1286</b>	<b>20.7</b>	<b>141</b>	<b>298</b>	<b>.473</b>	<b>1</b>	<b>3</b>	<b>.333</b>	<b>76</b>	<b>136</b>	<b>.559</b>	<b>92</b>	<b>221</b>	<b>313</b>	<b>5.0</b>	<b>143</b>	<b>3</b>	<b>104</b>	<b>131</b>	<b>17</b>	<b>49</b>	<b>359</b>	<b>5.8</b>

## PAC-12 CONFERENCE CAREER STATISTICS

YEAR	GP	GS	MIN	AVG	TOTAL			3-PTS			FT	FTA	PCT	REBOUNDS				PF	FO	AST	TO	BLK	STL	PTS	AVG
					FG	FGA	PCT	FG	FGA	PCT				OFF	DEF	TOT	AVG								
2009-10	18	0	290	16.1	31	66	.470	1	2	.500	15	25	.600	31	47	78	4.3	30	0	16	24	4	4	78	4.3
2010-11	17	4	423	24.9	47	100	.470	0	0	.000	17	36	.472	24	67	91	5.4	44	1	29	44	4	16	111	6.5
<b>TOTAL</b>	<b>35</b>	<b>4</b>	<b>713</b>	<b>20.4</b>	<b>78</b>	<b>166</b>	<b>.470</b>	<b>1</b>	<b>2</b>	<b>.500</b>	<b>32</b>	<b>61</b>	<b>.525</b>	<b>55</b>	<b>114</b>	<b>169</b>	<b>4.8</b>	<b>74</b>	<b>1</b>	<b>45</b>	<b>68</b>	<b>8</b>	<b>20</b>	<b>189</b>	<b>5.4</b>

# JOE BURTON 2010-11 GAME-BY-GAME STATISTICS

OPPONENT	DATE	GS	MIN	TOTAL			3-PTS			FT			REBOUNDS			PF	FO	A	TO	BLK	STL	PTS	AVG		
				FG	FGA	PCT	3FG	FGA	PCT	FT	FTA	PCT	OFF	DEF	TOT									AVG	
UT-Arlington	11/14/10	*	24	1	3	.333	0	0	.000	3	4	.750	3	4	7	7.0	4	0	3	2	0	2	5	5.0	
at Seattle	11/17/10	*	20	3	6	.500	0	0	.000	1	4	.250	5	3	8	7.5	4	0	1	4	1	2	7	6.0	
Texas Southern	11/21/10	*	33	4	6	.667	0	0	.000	0	1	.000	3	3	6	7.0	3	0	3	1	0	2	8	6.7	
Charlotte	11/24/10	*	29	2	4	.500	0	0	.000	2	4	.500	0	8	8	7.3	2	0	7	1	0	2	6	6.5	
at Howard	11/27/10	*	32	7	13	.538	0	0	.000	1	4	.250	1	5	6	7.0	4	0	3	3	0	3	15	8.2	
Utah Valley	12/1/10	*	31	4	8	.500	0	0	.000	2	3	.667	1	8	9	7.3	5	1	3	3	0	0	10	8.5	
at Colorado	12/4/10	*	19	5	8	.625	0	0	.000	0	2	.000	1	1	2	6.6	2	0	4	1	1	1	10	8.7	
UTPA	12/12/10	*	21	3	6	.500	0	0	.000	2	3	.667	0	1	1	5.9	4	0	4	4	1	2	8	8.6	
at Montana	12/15/10	*	32	2	3	.667	0	0	.000	2	2	1.000	1	4	5	5.8	3	0	0	4	0	2	6	8.3	
GWU	12/18/10	*	22	3	4	.750	0	0	.000	0	0	.000	0	3	3	5.5	5	1	2	5	0	0	6	8.1	
Illinois-Chicago	12/22/10		20	0	4	.000	0	1	.000	1	2	.500	0	3	3	5.3	1	0	4	0	1	0	1	7.5	
Arizona State	12/30/10		27	7	9	.778	0	0	.000	3	8	.375	1	8	9	5.6	2	0	1	1	0	0	17	8.3	
Arizona	1/2/11		33	7	12	.583	0	0	.000	2	4	.500	1	4	5	5.5	3	0	2	2	0	2	16	8.8	
at Washington State	1/6/11		21	4	8	.500	0	0	.000	0	2	.000	3	2	5	5.5	2	0	1	3	0	1	8	8.8	
at Washington	1/8/11		16	2	4	.500	0	0	.000	0	0	.000	1	3	4	5.4	2	0	1	2	0	0	4	8.5	
UCLA	1/13/11		26	2	5	.400	0	0	.000	0	0	.000	0	3	3	5.3	2	0	2	4	0	3	4	8.2	
USC	1/15/11		25	2	3	.667	0	0	.000	5	8	.625	2	1	3	5.1	3	0	2	2	2	0	9	8.2	
Oregon	1/22/11		26	2	5	.400	0	0	.000	3	4	.750	1	6	7	5.2	2	0	0	3	1	1	7	8.2	
at California	1/27/11		18	1	2	.500	0	0	.000	0	0	.000	1	3	4	5.2	4	0	1	2	1	0	2	7.8	
at Stanford	1/29/11		20	2	10	.200	0	0	.000	1	4	.250	2	5	7	5.3	1	0	0	3	0	1	5	7.7	
Washington	2/3/11	*	27	2	6	.333	0	0	.000	0	0	.000	2	6	8	5.4	3	0	5	2	0	1	4	7.5	
Washington State	2/5/11	*	31	1	3	.333	0	0	.000	0	2	.000	0	3	3	5.3	2	0	2	3	0	2	2	7.3	
at USC	2/10/11	*	30	1	3	.333	0	0	.000	0	0	.000	1	5	6	5.3	1	0	2	3	0	0	2	7.0	
at UCLA	2/12/11	DNP																							
at Oregon	2/19/11		23	2	6	.333	0	0	.000	2	2	1.000	4	4	8	5.4	3	0	0	3	0	2	6	7.0	
Stanford	2/24/11		20	5	5	1.000	0	0	.000	1	1	1.000	1	2	3	5.3	3	0	3	3	0	1	11	7.2	
California	2/26/11		16	1	2	.500	0	0	.000	0	0	.000	1	1	2	5.2	5	1	0	2	0	0	2	7.0	
at Arizona	3/3/11		25	5	8	.625	0	0	.000	0	1	.000	3	2	5	5.2	2	0	3	3	0	1	10	7.1	
at Arizona State	3/5/11	*	39	1	9	.111	0	0	.000	0	0	.000	0	9	9	5.3	4	0	4	3	0	1	2	6.9	
vs Stanford	3/9/11	*	38	2	10	.200	0	0	.000	3	4	.750	5	9	14	5.6	2	0	6	1	0	3	7	6.9	
vs Arizona	3/10/11	*	30	4	7	.571	0	0	.000	1	2	.500	0	5	5	5.6	3	0	4	2	1	1	9	7.0	
<b>TOTALS</b>			<b>16</b>	<b>774</b>	<b>87</b>	<b>182</b>	<b>.478</b>	<b>0</b>	<b>1</b>	<b>.000</b>	<b>35</b>	<b>71</b>	<b>.493</b>	<b>44</b>	<b>124</b>	<b>168</b>	<b>5.6</b>	<b>86</b>	<b>3</b>	<b>73</b>	<b>75</b>	<b>9</b>	<b>36</b>	<b>209</b>	<b>7.0</b>

GAMES PLAYED: 30

MINUTES/GAME: 25.8

POINTS/GAME: 7.0

FG PCT: 47.8

3FG PCT: 0.0

FT PCT: 49.3

REBOUNDS/GAME: 5.6

ASSISTS/GAME: 2.4

TURNOVERS/GAME: 2.5

ASSIST/TURNOVER RATIO: 1.0

STEALS/GAME: 1.2

BLOCKS/GAME: 0.3


# JOE BURTON 2009-10 GAME-BY-GAME STATISTICS

OPPONENT	DATE	GS	MIN	TOTAL			3-PTS			FT			REBOUNDS			PF	FO	A	TO	BLK	STL	PTS	AVG	
				FG	FGA	PCT	3FG	FGA	PCT	FT	FTA	PCT	OFF	DEF	TOT									AVG
vs Texas A&M-CC	11/13/09		8	2	2	1.000	0	0	.000	2	3	.667	0	1	1	1.0	1	0	0	1	0	1	6	6.0
vs South Dakota	11/14/09		3	0	0	.000	0	0	.000	0	0	.000	0	1	1	1.0	0	0	0	1	1	0	0	3.0
at Texas Tech	11/15/09		16	5	8	.625	0	0	.000	5	6	.833	4	5	9	3.7	4	0	0	1	0	1	15	7.0
Sacramento State	11/21/09		14	2	6	.333	0	0	.000	1	2	.500	2	6	8	4.8	2	0	1	2	0	0	5	6.5
at GWU	11/28/09	*	10	3	4	.750	0	0	.000	0	0	.000	1	2	3	4.4	2	0	1	2	1	0	6	6.4
Colorado	12/4/09	*	19	2	7	.286	0	0	.000	2	4	.500	1	3	4	4.3	3	0	2	2	0	0	6	6.3
CSU Bakersfield	12/6/09	*	24	4	4	1.000	0	0	.000	5	6	.833	0	6	6	4.6	1	0	2	3	1	2	13	7.3
at Nebraska	12/12/09	*	23	0	3	.000	0	0	.000	1	2	.500	0	5	5	4.6	3	0	2	4	0	0	1	6.5
at Illinois-Chicago	12/16/09	*	15	1	5	.200	0	0	.000	0	0	.000	3	2	5	4.7	2	0	0	3	1	0	2	6.0
Miss. Valley State	12/19/09		22	2	2	1.000	0	0	.000	6	9	.667	1	6	7	4.9	3	0	3	2	0	1	10	6.4
Fresno State	12/23/09		7	1	3	.333	0	0	.000	1	2	.500	3	3	6	5.0	1	0	1	1	0	0	3	6.1
at Washington	12/31/09		13	3	4	.750	0	0	.000	2	4	.500	1	2	3	4.8	3	0	0	4	0	0	8	6.3
at Washington State	1/2/10		11	0	2	.000	0	0	.000	0	0	.000	3	3	6	4.9	2	0	2	0	0	0	0	5.8
Seattle	1/6/10		18	1	3	.333	0	0	.000	0	0	.000	1	3	4	4.9	3	0	1	1	0	1	2	5.5
at Oregon	1/10/10		4	0	1	.000	0	0	.000	0	0	.000	0	0	0	4.5	1	0	0	0	0	0	0	5.1
Arizona	1/14/10		2	0	0	.000	0	0	.000	0	1	.000	0	0	0	4.3	0	0	1	0	0	0	0	4.8
Arizona State	1/16/10		3	0	0	.000	0	0	.000	0	0	.000	0	0	0	4.0	2	0	1	0	0	0	0	4.5
at Stanford	1/21/10		11	2	3	.667	0	0	.000	0	2	.000	1	1	2	3.9	2	0	0	2	1	0	4	4.5
at California	1/23/10		20	2	7	.286	0	0	.000	1	2	.500	3	3	6	4.0	3	0	1	0	0	0	5	4.5
USC	1/28/10		17	0	2	.000	0	0	.000	0	0	.000	2	1	3	4.0	1	0	0	0	0	0	0	4.3
UCLA	1/30/10		23	2	3	.667	0	0	.000	2	2	1.000	3	3	6	4.0	1	0	2	3	0	1	6	4.4
Oregon	2/6/10		8	0	0	.000	0	0	.000	0	1	.000	0	4	4	4.0	3	0	4	2	0	0	0	4.2
at Arizona State	2/11/10		11	1	3	.333	0	0	.000	0	0	.000	1	1	2	4.0	1	0	0	1	0	0	2	4.1
at Arizona	2/13/10		7	0	0	.000	0	0	.000	0	0	.000	1	1	2	3.9	1	0	1	0	0	0	0	3.9
California	2/18/10		21	4	7	.571	1	1	1.000	3	3	1.000	4	4	8	4.0	3	0	1	1	0	0	12	4.2
Stanford	2/20/10		30	3	7	.429	0	1	.000	1	2	.500	2	3	5	4.1	1	0	0	0	0	0	7	4.3
at UCLA	2/25/10		32	5	10	.500	0	0	.000	3	4	.750	6	6	12	4.4	1	0	1	1	1	0	13	4.7
at USC	2/27/10		28	1	5	.200	0	0	.000	1	2	.500	1	6	7	4.5	4	0	1	4	1	0	3	4.6
Washington State	3/4/10		29	4	5	.800	0	0	.000	0	0	.000	1	6	7	4.6	0	0	2	0	0	2	8	4.7
Washington	3/6/10		20	4	7	.571	0	0	.000	2	2	1.000	2	3	5	4.6	1	0	0	5	1	1	10	4.9
vs Washington	3/11/10		17	0	1	.000	0	0	.000	1	4	.250	0	1	1	4.5	1	0	0	4	0	1	1	4.8
Boston University	3/17/10		26	0	2	.000	0	0	.000	2	2	1.000	1	6	7	4.5	1	0	2	5	0	2	2	4.7
<b>TOTALS</b>		<b>5</b>	<b>512</b>	<b>54</b>	<b>116</b>	<b>.466</b>	<b>1</b>	<b>2</b>	<b>.500</b>	<b>41</b>	<b>65</b>	<b>.631</b>	<b>48</b>	<b>97</b>	<b>145</b>	<b>4.5</b>	<b>57</b>	<b>0</b>	<b>31</b>	<b>56</b>	<b>8</b>	<b>13</b>	<b>150</b>	<b>4.7</b>

**GAMES PLAYED: 32**  
**MINUTES/GAME: 16.0**  
**POINTS/GAME: 4.7**  
**FG PCT: 46.6**  
**3FG PCT: 50.0**  
**FT PCT: 63.1**

**REBOUNDS/GAME: 4.5**  
**ASSISTS/GAME: 1.0**  
**TURNOVERS/GAME: 1.8**  
**ASSIST/TURNOVER RATIO: 0.6**  
**STEALS/GAME: 0.4**  
**BLOCKS/GAME: 0.3**

# DEVON COLLIER



**Class:** Sophomore  
**Hometown:** Bronx, N.Y.  
**High School:** St. Anthony HS  
**Height/Weight:** 6-8/215  
**Experience:** 1L

**Forward | #44**

**FRESHMAN (2010-11):** Played in 30 games and started 24 ... Broke the Oregon State record for most blocked shots by a freshman with 23 ... Averaged 7.0 points, 4.4 rebounds and 19.9 minutes per game ... Scored his first career points against Texas Southern (11/21) ... Shot 57.8 percent (74-of-128) from the field ... Had a career-high 19 points in Pac-10 Tournament win over Stanford (3/9) ... Scored in double-figures in eight games ... Had a double-double with 16 points and 10 rebounds against Washington State (2/5) ... Had a career-high four blocked shots against Washington State ... Made 10-of-14 shots and had four blocked shots in two Pac-10 Tournament games.

**HIGH SCHOOL:** Graduated from St. Anthony High School in Jersey City, N.J. ... Was a four-star recruit and a consensus top 150 prospect ... Rated No. 79 overall by ESPN.com, No. 134 by Rivals.com and in the top 100 by Scout.com ... Team lost state championship game in triple-overtime to Trenton Catholic during senior year ... Led St. Anthony to the NJSIAA sectional semifinals as a junior, his first year at the school ... Averaged 17.0 points and 8.0 rebounds as a sophomore at All Hallows High School in the Bronx ... His high school coach at St. Anthony's was Bob Hurley ... Was named Most Valuable Player at the 2010 iS8 Nike Spring Classic.

**PERSONAL:** Born in Bronx, N.Y. ... Son of Roger Collier Sr. and Emily Pena ... Has seven siblings: Roger Jr., Angelo, Roderick, Jarelk, Angela, Dana and Michelle ... Chose Oregon State because it's a "good environment, great people and new experience" ... Lists bowling, football, baseball and swimming as his hobbies ... Nicknames are Boogie Down and Smooth ... Majoring in Business Management.

## CAREER HIGHS

**Points:** 19 vs. Stanford (3/9/11)  
**FG Made:** 7 vs. Washington State (2/5/11)  
**FG Attempted:** 11 at California (1/27/11)  
**3-PT Made:** 0  
**3-PT Attempted:** 0  
**FT Made:** 7 vs. Stanford (3/9/11)  
**FT Attempted:** 11 vs. Stanford (3/9/11)  
**Rebounds:** 10 vs. Washington State (2/5/11)  
**Assists:** 3, two times, last at Arizona (3/3/11)  
**Blocked Shots:** 4 vs. Washington State (2/5/11)  
**Steals:** 3, four times, last vs. California (2/26/11)  
**Minutes:** 35 vs. Washington (2/3/11)

## OVERALL CAREER STATISTICS

YEAR	GP	GS	MIN	AVG	TOTAL			3-PTS			REBOUNDS				PF	FO	AST	TO	BLK	STL	PTS	AVG			
					FG	FGA	PCT	FG	FGA	PCT	FT	FTA	PCT	OFF									DEF	TOT	AVG
2010-11	30	24	596	19.9	74	128	.578	0	0	.000	61	108	.565	58	74	132	4.4	35	0	22	36	23	27	209	7.0
<b>TOTAL</b>	<b>30</b>	<b>24</b>	<b>596</b>	<b>19.9</b>	<b>74</b>	<b>128</b>	<b>.578</b>	<b>0</b>	<b>0</b>	<b>.000</b>	<b>61</b>	<b>108</b>	<b>.565</b>	<b>58</b>	<b>74</b>	<b>132</b>	<b>4.4</b>	<b>35</b>	<b>0</b>	<b>22</b>	<b>36</b>	<b>23</b>	<b>27</b>	<b>209</b>	<b>7.0</b>

## PAC-12 CONFERENCE CAREER STATISTICS

YEAR	GP	GS	MIN	AVG	TOTAL			3-PTS			REBOUNDS				PF	FO	AST	TO	BLK	STL	PTS	AVG			
					FG	FGA	PCT	FG	FGA	PCT	FT	FTA	PCT	OFF									DEF	TOT	AVG
2010-11	17	17	406	23.9	49	87	.563	0	0	.000	35	67	.522	41	50	91	5.4	28	0	17	24	16	19	133	7.8
<b>TOTAL</b>	<b>17</b>	<b>17</b>	<b>406</b>	<b>23.9</b>	<b>49</b>	<b>87</b>	<b>.563</b>	<b>0</b>	<b>0</b>	<b>.000</b>	<b>35</b>	<b>67</b>	<b>.522</b>	<b>41</b>	<b>50</b>	<b>91</b>	<b>5.4</b>	<b>28</b>	<b>0</b>	<b>17</b>	<b>24</b>	<b>16</b>	<b>19</b>	<b>133</b>	<b>7.8</b>

# DEVON COLLIER 2010-11 GAME-BY-GAME STATISTICS

OPPONENT	DATE	GS	MIN	TOTAL			3-PTS			REBOUNDS											PTS	AVG			
				FG	FGA	PCT	3FG	FGA	PCT	FT	FTA	PCT	OFF	DEF	TOT	AVG	PF	FO	A	TO			BLK	STL	
UT-Arlington	11/14/10		3	0	0	.000	0	0	.000	0	0	.000	0	0	0	0.0	0	0	0	0	0	0	1	0	0.0
at Seattle	11/17/10		2	0	1	.000	0	0	.000	0	0	.000	0	0	0	0.0	0	0	0	0	0	0	0	0	0.0
Texas Southern	11/21/10		6	0	1	.000	0	0	.000	2	2	1.000	1	0	1	0.3	0	0	0	0	0	0	0	2	0.7
Charlotte	11/24/10	*	24	4	6	.667	0	0	.000	4	6	.667	2	2	4	1.3	0	0	0	0	0	0	0	12	3.5
at Howard	11/27/10	*	14	1	4	.250	0	0	.000	1	2	.500	1	3	4	1.8	1	0	2	4	2	1	3	3.4	
Utah Valley	12/1/10	*	8	0	1	.000	0	0	.000	1	2	.500	0	1	1	1.7	1	0	0	1	0	0	1	3.0	
at Colorado	12/4/10	*	17	0	1	.000	0	0	.000	0	0	.000	0	0	0	1.4	1	0	0	0	0	0	0	2.6	
UTPA	12/12/10	*	12	3	3	1.000	0	0	.000	3	5	.600	1	3	4	1.8	1	0	2	3	0	1	9	3.4	
at Montana	12/15/10	*	8	1	3	.333	0	0	.000	1	2	.500	2	1	3	1.9	0	0	0	0	0	0	3	3.3	
GWU	12/18/10		8	2	2	1.000	0	0	.000	4	5	.800	1	1	2	1.9	0	0	0	0	0	0	8	3.8	
Illinois-Chicago	12/22/10	*	28	4	5	.800	0	0	.000	2	2	1.000	1	6	7	2.4	1	0	1	1	1	3	10	4.4	
Arizona State	12/30/10	*	13	2	6	.333	0	0	.000	0	1	.000	2	2	4	2.5	1	0	0	1	0	0	4	4.3	
Arizona	1/2/11	*	27	4	4	1.000	0	0	.000	2	5	.400	1	4	5	2.7	3	0	2	0	1	0	10	4.8	
at Washington State	1/6/11	*	14	0	0	.000	0	0	.000	0	0	.000	0	1	1	2.6	2	0	1	0	0	2	0	4.4	
at Washington	1/8/11	*	18	1	6	.167	0	0	.000	2	2	1.000	3	3	6	2.8	0	0	0	1	0	0	4	4.4	
UCLA	1/13/11	*	25	4	6	.667	0	0	.000	1	3	.333	2	2	4	2.9	0	0	0	1	1	0	9	4.7	
USC	1/15/11	*	18	1	3	.333	0	0	.000	2	2	1.000	1	5	6	3.1	0	0	1	1	2	0	4	4.6	
Oregon	1/22/11	*	26	2	3	.667	0	0	.000	4	4	1.000	1	2	3	3.1	1	0	1	1	1	0	8	4.8	
at California	1/27/11	*	27	6	11	.545	0	0	.000	2	3	.667	5	1	6	3.2	1	0	2	0	3	2	14	5.3	
at Stanford	1/29/11	*	29	2	6	.333	0	0	.000	2	5	.400	1	1	2	3.2	1	0	1	3	1	3	6	5.4	
Washington	2/3/11	*	35	4	6	.667	0	0	.000	1	2	.500	2	7	9	3.4	2	0	0	3	1	1	9	5.5	
Washington State	2/5/11	*	33	7	9	.778	0	0	.000	2	6	.333	4	6	10	3.7	2	0	1	1	4	1	16	6.0	
at USC	2/10/11	*	21	3	3	1.000	0	0	.000	2	7	.286	1	2	3	3.7	3	0	0	2	1	3	8	6.1	
at UCLA	2/12/11	*	30	4	10	.400	0	0	.000	2	4	.500	6	1	7	3.8	4	0	1	1	0	1	10	6.3	
at Oregon	2/19/11	*	17	2	3	.667	0	0	.000	3	3	1.000	4	1	5	3.9	2	0	0	1	0	0	7	6.3	
Stanford	2/24/11	*	21	2	5	.400	0	0	.000	2	4	.500	3	6	9	4.1	1	0	3	1	1	1	6	6.3	
California	2/26/11	*	25	2	2	1.000	0	0	.000	2	6	.333	2	1	3	4.0	2	0	1	4	0	3	6	6.3	
at Arizona	3/3/11	*	27	3	4	.750	0	0	.000	6	10	.600	3	5	8	4.2	3	0	3	3	0	2	12	6.5	
at Arizona State	3/5/11	DNP																							
vs Stanford	3/9/11		32	6	8	.750	0	0	.000	7	11	.636	6	2	8	4.3	1	0	0	0	2	1	19	6.9	
vs Arizona	3/10/11		28	4	6	.667	0	0	.000	1	4	.250	2	5	7	4.4	1	0	0	3	2	1	9	7.0	
<b>TOTALS</b>		<b>24</b>	<b>596</b>	<b>74</b>	<b>128</b>	<b>.578</b>	<b>0</b>	<b>0</b>	<b>.000</b>	<b>61</b>	<b>108</b>	<b>.565</b>	<b>58</b>	<b>74</b>	<b>132</b>	<b>4.4</b>	<b>35</b>	<b>0</b>	<b>22</b>	<b>36</b>	<b>23</b>	<b>27</b>	<b>209</b>	<b>7.0</b>	

GAMES PLAYED: 30

MINUTES/GAME: 19.9

POINTS/GAME: 7.0

FG PCT: 57.8

FT PCT: 56.5

REBOUNDS/GAME: 4.4

ASSISTS/GAME: 0.7


TURNOVERS/GAME: 1.2

ASSIST/TURNOVER RATIO: 0.6

STEALS/GAME: 0.9

BLOCKS/GAME: 0.8

# JARED CUNNINGHAM



**Class:** Junior  
**Hometown:** Oakland, Calif.  
**High School:** San Leandro HS  
**Height/Weight:** 6-4/194  
**Experience:** 2L

**Guard | #1**

**SOPHOMORE (2010-11):** Played in 30 games and started 29 ... Selected to the All-Pac-10 Second Team and Pac-10 All-Defensive Team ... Led the Pac-10 and was fifth in the nation in steals (2.83 per game) ... Set the Oregon State record for most steals by a sophomore with 85 to shatter Gary Payton's record of 72 set in 1987-88 ... Selected to the Pac-10 All-Tournament Team after averaging 23.5 points, 5.0 rebounds, 3.0 assists and 4.0 steals in two games ... Averaged 14.2 points per game, the ninth best scoring average in the Pac-10 ... Averaged 29.2 minutes per game ... Made 15-of-15 free throws against George Washington (12/18), the most in a game without a miss in school history ... Made 34 consecutive free throws from December to January to tie the school record (Vince Fritz, 1967) ... Made 10 or more free throws in six games, including 15 in two games ... Had five or more steals in eight games ... Had a career-high 24 points in two games, USC (1/15) and Stanford (3/9) ... Had a career-high five assists in four games ... Had a career-high eight rebounds at Washington State (1/6) ... Played a career-high 36 minutes in two games, George Washington (12/18) and UCLA (1/13) ... Made 27-of-75 three-pointers (36.0 percent) after making 7-of-21 as a freshman ... Made a career-high two three-pointers in nine games ... Won the Hoops Manifesto Dunk of the Year Tournament for his "Kiss the Sky" in the win over Arizona (1/2).

**FRESHMAN (2009-10):** Played in all 32 games and started 19 ... Finished the season tied for 10th in the Pac-10 Conference in steals (1.35 per game) ... Averaged 6.2 points, 2.0 rebounds and 0.9 assists in 19.1 minutes per game ... Registered eight games in double figures, including two 20+ point games ... Made first career start in victory at George Washington (11/28) ... Was a perfect 7-for-7 from the free throw line against Colorado (12/4) ... Scored 20 points and tied a school-record with eight steals against Washington State (3/4) ... Scored a career-high 21 points against Boston in the College Basketball Invitational (3/17) ... Tallied 18 points in a road

loss to nationally-ranked California (1/23) ... Scored 11 points and posted a season-high four assists in win over Oregon (2/6) ... Shot 74.7 percent from the line (62-of-83) and 51.2 percent from the field (65-of-127) ... Had first career block against USC (1/28) ... Set a career-high in minutes with 31 at Arizona State (2/22).

**HIGH SCHOOL:** Graduated from San Leandro High School in San Leandro, Calif. ... Lettered for four seasons in basketball ... Ranked as the No. 14 guard and No. 76 player overall in the class of 2009 by Rivals.com ... Earned academic All-American honors his senior year ... Named first-team All-Northern California and second-team all-metro his second year ... Was a first-team all-league selection ... Averaged 20.4 points, 6.3 rebounds, 2.6 assists and 2.0 steals as a senior ... Earned first-team all-league honors as a junior ... Averaged 17.8 points, 4.5 rebounds, 3.3 assists and 2.1 steals as a junior ... Received the African-American academic achievement award ... High school coach was Sean MacKay ... Played club basketball with Oakland Soldiers, Bay Area Hoosiers and EBO.

**PERSONAL:** Born in Oakland, Calif. ... Son of Jeffrey and Lucille Cunningham ... Has one sister, Jade ... Chose Oregon State because "it's a great environment to be in" ... Lists bowling and mini golf as his hobbies ... Nickname is Flight ... Majoring in New Media Communications.

### CAREER HIGHS

**Points:** 24, two times, last vs. Stanford (3/9/11)  
**FG Made:** 9 vs. Arizona (3/10/11)  
**FG Attempted:** 16 at Washington State (1/6/11)  
**3-PT Made:** 2, ten times, last vs. Arizona (3/10/11)  
**3-PT Attempted:** 6 at Colorado (12/4/10)  
**FT Made:** 15, two times, last vs. Stanford (3/9/11)  
**FT Attempted:** 20 vs. Stanford (3/9/11)  
**Rebounds:** 8 at Washington State (1/6/11)  
**Assists:** 5, four times, last vs. Oregon (1/22/11)  
**Blocked Shots:** 2 at Seattle (11/17/10)  
**Steals:** 8 vs. Washington State (3/4/10)  
**Minutes:** 36, two times, last vs. UCLA (1/13/11)

## OVERALL CAREER STATISTICS

YEAR	GP	GS	MIN	AVG	TOTAL			3-PTS			FT			REBOUNDS				PF	FO	AST	TO	BLK	STL	PTS	AVG
					FG	FGA	PCT	FG	FGA	PCT	FT	FTA	PCT	OFF	DEF	TOT	AVG								
2009-10	32	19	611	19.1	65	127	.512	7	21	.333	62	83	.747	25	39	64	2.0	82	2	29	75	3	43	199	6.2
2010-11	30	29	877	29.2	117	268	.437	27	75	.360	166	213	.779	32	60	92	3.1	79	2	63	74	6	85	427	14.2
<b>TOTAL</b>	<b>62</b>	<b>48</b>	<b>1488</b>	<b>24.0</b>	<b>182</b>	<b>395</b>	<b>.461</b>	<b>34</b>	<b>96</b>	<b>.354</b>	<b>228</b>	<b>296</b>	<b>.770</b>	<b>57</b>	<b>99</b>	<b>156</b>	<b>2.5</b>	<b>161</b>	<b>4</b>	<b>92</b>	<b>149</b>	<b>9</b>	<b>128</b>	<b>626</b>	<b>10.1</b>

## PAC-12 CONFERENCE CAREER STATISTICS

YEAR	GP	GS	MIN	AVG	TOTAL			3-PTS			FT			REBOUNDS				PF	FO	AST	TO	BLK	STL	PTS	AVG
					FG	FGA	PCT	FG	FGA	PCT	FT	FTA	PCT	OFF	DEF	TOT	AVG								
2009-10	18	12	358	19.9	40	72	.556	3	12	.250	31	41	.756	9	26	35	1.9	54	1	17	50	3	29	114	6.3
2010-11	17	17	488	28.7	58	149	.389	14	42	.333	103	129	.798	16	38	54	3.2	47	1	36	41	1	43	233	13.7
<b>TOTAL</b>	<b>35</b>	<b>29</b>	<b>846</b>	<b>24.2</b>	<b>98</b>	<b>221</b>	<b>.443</b>	<b>17</b>	<b>54</b>	<b>.315</b>	<b>134</b>	<b>170</b>	<b>.788</b>	<b>25</b>	<b>64</b>	<b>89</b>	<b>2.5</b>	<b>101</b>	<b>2</b>	<b>53</b>	<b>91</b>	<b>4</b>	<b>72</b>	<b>347</b>	<b>9.9</b>



# JARED CUNNINGHAM 2010-11 GAME-BY-GAME STATISTICS

OPPONENT	DATE	GS	MIN	TOTAL			3-PTS			REBOUNDS			PF	FO	A	TO	BLK	STL	PTS	AVG					
				FG	FGA	PCT	3FG	FGA	PCT	FT	FTA	PCT									OFF	DEF	TOT	AVG	
UT-Arlington	11/14/10	*	33	4	9	.444	0	1	.000	1	2	.500	4	1	5	5.0	2	0	0	3	1	3	9	9.0	
at Seattle	11/17/10	*	35	7	12	.583	2	3	.667	3	8	.375	1	2	3	4.0	5	1	3	3	2	5	19	14.0	
Texas Southern	11/21/10	*	33	3	5	.600	0	2	.000	0	0	.000	0	1	1	3.0	4	0	2	2	0	0	6	11.3	
Charlotte	11/24/10	*	32	5	13	.385	1	3	.333	2	4	.500	0	0	0	2.3	4	0	5	3	1	7	13	11.8	
at Howard	11/27/10	*	22	3	7	.429	0	0	.000	9	10	.900	1	2	3	2.4	4	0	4	1	0	3	15	12.4	
Utah Valley	12/1/10	*	20	2	6	.333	0	0	.000	2	4	.500	3	1	4	2.7	4	0	2	3	0	3	6	11.3	
at Colorado	12/4/10	*	27	5	11	.455	2	6	.333	4	5	.800	0	1	1	2.4	4	0	0	7	0	3	16	12.0	
UTPA	12/12/10	*	26	3	4	.750	2	3	.667	2	2	1.000	0	3	3	2.5	0	0	3	2	0	6	10	11.8	
at Montana	12/15/10	*	34	4	11	.364	2	4	.500	0	0	.000	3	0	3	2.6	1	0	0	1	0	1	10	11.6	
GWU	12/18/10	*	36	3	5	.600	0	2	.000	15	15	1.000	0	4	4	2.7	2	0	1	1	0	0	21	12.5	
Illinois-Chicago	12/22/10	*	24	7	11	.636	1	2	.500	7	7	1.000	0	1	1	2.5	0	0	1	1	0	3	22	13.4	
Arizona State	12/30/10	*	30	6	10	.600	2	3	.667	2	2	1.000	2	3	5	2.8	3	0	5	2	1	2	16	13.6	
Arizona	1/2/11	*	27	3	10	.300	1	3	.333	10	11	.909	1	2	3	2.8	3	0	2	1	0	5	17	13.8	
at Washington State	1/6/11	*	33	6	16	.375	2	4	.500	4	6	.667	4	4	8	3.1	3	0	3	4	0	5	18	14.1	
at Washington	1/8/11	*	29	6	13	.462	2	2	1.000	7	10	.700	1	1	2	3.1	3	0	0	1	0	0	21	14.6	
UCLA	1/13/11	*	36	1	9	.111	1	4	.250	2	2	1.000	2	1	3	3.1	3	0	5	0	0	6	5	14.0	
USC	1/15/11	*	30	6	7	.857	2	2	1.000	10	14	.714	0	3	3	3.1	2	0	1	4	0	2	24	14.6	
Oregon	1/22/11	*	29	2	7	.286	1	4	.250	4	4	1.000	1	5	6	3.2	4	0	5	0	0	2	9	14.3	
at California	1/27/11	*	31	2	5	.400	0	3	.000	11	12	.917	0	4	4	3.3	2	0	0	2	0	1	15	14.3	
at Stanford	1/29/11	*	16	0	4	.000	0	1	.000	1	2	.500	1	0	1	3.2	5	1	0	3	0	1	1	13.7	
Washington	2/3/11	*	28	3	7	.429	0	1	.000	13	17	.765	0	2	2	3.1	1	0	1	1	0	1	19	13.9	
Washington State	2/5/11	*	29	3	11	.273	0	3	.000	6	9	.667	0	1	1	3.0	2	0	3	4	0	5	12	13.8	
at USC	2/10/11	*	26	1	5	.200	0	1	.000	9	10	.900	0	1	1	2.9	4	0	1	4	0	2	11	13.7	
at UCLA	2/12/11	*	31	4	15	.267	0	2	.000	6	9	.667	1	4	5	3.0	2	0	2	4	0	5	14	13.7	
at Oregon	2/19/11	*	20	2	7	.286	0	2	.000	5	5	1.000	1	2	3	3.0	4	0	0	4	0	0	9	13.5	
Stanford	2/24/11	*	32	6	8	.750	1	1	1.000	8	8	1.000	0	1	1	2.9	0	0	3	1	0	3	21	13.8	
California	2/26/11	*	29	4	9	.444	1	3	.333	5	8	.625	1	1	2	2.9	3	0	4	0	0	3	14	13.8	
at Arizona	3/3/11	*	32	3	6	.500	1	3	.333	0	0	.000	1	3	4	2.9	3	0	1	6	0	0	7	13.6	
at Arizona State	3/5/11	DNP																							
vs Stanford	3/9/11		33	4	11	.364	1	3	.333	15	20	.750	2	4	6	3.0	2	0	2	4	0	2	24	13.9	
vs Arizona	3/10/11	*	34	9	14	.643	2	4	.500	3	7	.429	2	2	4	3.1	0	0	4	2	1	6	23	14.2	
<b>TOTALS</b>			<b>29</b>	<b>877</b>	<b>117</b>	<b>268</b>	<b>.437</b>	<b>27</b>	<b>75</b>	<b>.360</b>	<b>166</b>	<b>213</b>	<b>.779</b>	<b>32</b>	<b>60</b>	<b>92</b>	<b>3.1</b>	<b>79</b>	<b>2</b>	<b>63</b>	<b>74</b>	<b>6</b>	<b>85</b>	<b>427</b>	<b>14.2</b>

GAMES PLAYED: 30

MINUTES/GAME: 29.2

POINTS/GAME: 14.2

FG PCT: 43.7

3FG PCT: 36.0

FT PCT: 77.9

REBOUNDS/GAME: 3.1

ASSISTS/GAME: 2.1

TURNOVERS/GAME: 2.5

ASSIST/TURNOVER RATIO: 0.9

STEALS/GAME: 2.8

BLOCKS/GAME: 0.2

# JARED CUNNINGHAM 2009-10 GAME-BY-GAME STATISTICS

OPPONENT	DATE	GS	MIN	TOTAL			3-PTS			FT			REBOUNDS			PF	FO	A	TO	BLK	STL	PTS	AVG	
				FG	FGA	PCT	3FG	FGA	PCT	FT	FTA	PCT	OFF	DEF	TOT									AVG
vs Texas A&M-CC	11/13/09		13	0	0	.000	0	0	.000	2	8	.250	2	1	3	3.0	3	0	0	4	0	3	2	2.0
vs South Dakota	11/14/09		13	1	1	1.000	0	0	.000	0	0	.000	1	2	3	3.0	1	0	1	0	0	0	2	2.0
at Texas Tech	11/15/09		14	0	4	.000	0	0	.000	2	2	1.000	2	1	3	3.0	2	0	0	1	0	1	2	2.0
Sacramento State	11/21/09		22	2	3	.667	0	0	.000	2	2	1.000	0	2	2	2.8	1	0	1	3	0	1	6	3.0
at GWU	11/28/09	*	25	1	4	.250	0	1	.000	0	0	.000	0	0	0	2.2	4	0	1	2	0	1	2	2.8
Colorado	12/4/09	*	27	3	6	.500	0	0	.000	7	7	1.000	1	0	1	2.0	1	0	1	0	0	2	13	4.5
CSU Bakersfield	12/6/09	*	24	4	6	.667	0	0	.000	5	5	1.000	3	1	4	2.3	1	0	3	0	0	2	13	5.7
at Nebraska	12/12/09	*	9	0	1	.000	0	0	.000	0	0	.000	0	1	1	2.1	0	0	0	2	0	0	0	5.0
at Illinois-Chicago	12/16/09	*	8	0	1	.000	0	0	.000	0	0	.000	0	1	1	2.0	1	0	0	1	0	0	0	4.4
Miss. Valley State	12/19/09		9	0	0	.000	0	0	.000	0	0	.000	0	1	1	1.9	2	0	1	2	0	0	0	4.0
Fresno State	12/23/09		8	0	3	.000	0	0	.000	1	2	.500	2	0	2	1.9	1	0	0	0	0	0	1	3.7
at Washington	12/31/09		9	0	0	.000	0	0	.000	0	0	.000	2	1	3	2.0	4	0	0	3	0	0	0	3.4
at Washington State	1/2/10		2	0	0	.000	0	0	.000	0	0	.000	0	0	0	1.8	1	0	0	1	0	0	0	3.2
Seattle	1/6/10		23	3	8	.375	1	4	.250	1	2	.500	1	1	2	1.9	2	0	2	5	0	2	8	3.5
at Oregon	1/10/10		5	1	1	1.000	0	0	.000	0	0	.000	0	1	1	1.8	0	0	0	1	0	0	2	3.4
Arizona	1/14/10		16	2	3	.667	0	0	.000	0	0	.000	0	0	0	1.7	1	0	1	0	0	1	4	3.4
Arizona State	1/16/10		26	3	5	.600	0	1	.000	1	2	.500	0	4	4	1.8	5	1	1	5	0	0	7	3.6
at Stanford	1/21/10		27	2	5	.400	1	2	.500	3	3	1.000	0	2	2	1.8	3	0	1	5	0	4	8	3.9
at California	1/23/10	*	29	5	7	.714	0	1	.000	8	11	.727	0	2	2	1.8	3	0	2	1	0	2	18	4.6
USC	1/28/10	*	16	0	1	.000	0	0	.000	3	4	.750	0	0	0	1.8	3	0	0	4	1	1	3	4.6
UCLA	1/30/10	*	19	1	5	.200	0	3	.000	3	4	.750	1	3	4	1.9	4	0	0	3	0	1	5	4.6
Oregon	2/6/10	*	24	4	6	.667	0	1	.000	3	3	1.000	1	1	2	1.9	4	0	4	5	0	4	11	4.9
at Arizona State	2/11/10	*	31	1	4	.250	0	0	.000	0	0	.000	1	0	1	1.8	3	0	3	2	0	1	2	4.7
at Arizona	2/13/10	*	17	3	6	.500	0	1	.000	1	2	.500	0	3	3	1.9	4	0	0	2	0	1	7	4.8
California	2/18/10	*	23	4	5	.800	0	0	.000	3	3	1.000	0	2	2	1.9	4	0	2	3	1	2	11	5.1
Stanford	2/20/10	*	25	1	4	.250	0	0	.000	0	0	.000	0	3	3	1.9	2	0	0	1	0	0	2	5.0
at UCLA	2/25/10	*	19	3	5	.600	0	0	.000	0	0	.000	2	0	2	1.9	2	0	3	3	0	0	6	5.0
at USC	2/27/10	*	21	1	4	.250	0	0	.000	0	0	.000	1	2	3	2.0	3	0	0	3	0	3	2	4.9
Washington State	3/4/10	*	31	7	8	.875	1	1	1.000	5	7	.714	1	1	2	2.0	4	0	0	6	1	8	20	5.4
Washington	3/6/10	*	18	2	3	.667	1	2	.500	1	2	.500	0	1	1	1.9	4	0	0	2	0	1	6	5.4
vs Washington	3/11/10	*	29	4	7	.571	1	1	1.000	6	7	.857	4	1	5	2.0	5	1	2	2	0	1	15	5.7
Boston University	3/17/10	*	29	7	11	.636	2	3	.667	5	7	.714	0	1	1	2.0	4	0	0	3	0	1	21	6.2
<b>TOTALS</b>		<b>19</b>	<b>611</b>	<b>65</b>	<b>127</b>	<b>.512</b>	<b>7</b>	<b>21</b>	<b>.333</b>	<b>62</b>	<b>83</b>	<b>.747</b>	<b>25</b>	<b>39</b>	<b>64</b>	<b>2.0</b>	<b>82</b>	<b>2</b>	<b>29</b>	<b>75</b>	<b>3</b>	<b>43</b>	<b>199</b>	<b>6.2</b>

GAMES PLAYED: 32

MINUTES/GAME: 19.1

POINTS/GAME: 6.2

FG PCT: 51.2

3FG PCT: 33.3

FT PCT: 74.7

REBOUNDS/GAME: 2.0

ASSISTS/GAME: 0.9

TURNOVERS/GAME: 2.3

ASSIST/TURNOVER RATIO: 0.4

STEALS/GAME: 1.3

BLOCKS/GAME: 0.1

# DANIEL JONES



**Class:** Sophomore  
**Hometown:** Orland, Calif.  
**High School:** Hamilton Union HS  
**Height/Weight:** 6-11/230  
**Experience:** 1L

**Center | #10**

**PERSONAL:** Born in Chico, Calif. ... Parents are Jim and Diane Jones ... Has two sisters, Andrea and Audra ... Chose Oregon State because "it was the best choice to fill my academic needs" ... Biggest athletic thrill to date is "making my first three-pointer in college in front of more than 10,000 fans" ... Nicknames are Will and Jonesey ... Majoring in Agricultural Business Management.

## CAREER HIGHS

**Points:** 3 vs. Arizona State (12/30/10)  
**FG Made:** 1, two times, last vs. Arizona State (12/30/10)  
**FG Attempted:** 2, two times, last at Arizona State (3/5/11)  
**3-PT Made:** 1 vs. Arizona State (12/30/10)  
**3-PT Attempted:** 1, two times, last vs. Arizona State (12/30/10)  
**FT Made:** 0  
**FT Attempted:** 0  
**Rebounds:** 1 vs. Texas-Pan American (12/12/10)  
**Assists:** 0  
**Blocked Shots:** 0  
**Steals:** 0  
**Minutes:** 6 at Arizona State (3/5/11)

**FRESHMAN (2010-11):** Played in eight games as a walk-on ... Played his first career game at Colorado (12/4) ... Scored his first career points on a layup after an offensive rebound against Texas-Pan American (12/12) ... Made a three-pointer in the final seconds against Arizona State (12/30) ... Played a career-high six minutes at Arizona State (3/5).

**HIGH SCHOOL:** Graduated from Hamilton Union High School in Hamilton City, Calif. ... Had 23 consecutive double-double games as a senior ... Led the Mid-Valley League in rebounds and blocked shots ... Was named all-league and team captain his senior year ... Selected to local all-star game ... Started all four years ... High school coach was Brian Erickson ... Played AAU basketball on the Chico Tarheels that won numerous tournaments.

## OVERALL CAREER STATISTICS

YEAR	GP	GS	MIN	AVG	TOTAL			3-PTS			FT			REBOUNDS				PF	FO	AST	TO	BLK	STL	PTS	AVG
					FG	FGA	PCT	FG	FGA	PCT	FT	FTA	PCT	OFF	DEF	TOT	AVG								
2010-11	8	0	15	1.9	2	5	.400	1	2	.500	0	0	.000	1	0	1	0.1	1	0	0	0	0	0	5	0.6
<b>TOTAL</b>	<b>8</b>	<b>0</b>	<b>15</b>	<b>1.9</b>	<b>2</b>	<b>5</b>	<b>.400</b>	<b>1</b>	<b>2</b>	<b>.500</b>	<b>0</b>	<b>0</b>	<b>.000</b>	<b>1</b>	<b>0</b>	<b>1</b>	<b>0.1</b>	<b>1</b>	<b>0</b>	<b>0</b>	<b>0</b>	<b>0</b>	<b>0</b>	<b>5</b>	<b>0.6</b>

## PAC-12 CONFERENCE CAREER STATISTICS

YEAR	GP	GS	MIN	AVG	TOTAL			3-PTS			FT			REBOUNDS				PF	FO	AST	TO	BLK	STL	PTS	AVG
					FG	FGA	PCT	FG	FGA	PCT	FT	FTA	PCT	OFF	DEF	TOT	AVG								
2010-11	4	0	9	2.3	1	3	.333	1	1	1.000	0	0	.000	0	0	0	0.0	1	0	0	0	0	0	3	0.8
<b>TOTAL</b>	<b>4</b>	<b>0</b>	<b>9</b>	<b>2.3</b>	<b>1</b>	<b>3</b>	<b>.333</b>	<b>1</b>	<b>1</b>	<b>1.000</b>	<b>0</b>	<b>0</b>	<b>.000</b>	<b>0</b>	<b>0</b>	<b>0</b>	<b>0.0</b>	<b>1</b>	<b>0</b>	<b>0</b>	<b>0</b>	<b>0</b>	<b>0</b>	<b>3</b>	<b>0.8</b>


# DANIEL JONES 2010-11 GAME-BY-GAME STATISTICS

OPPONENT	DATE	GS	MIN	TOTAL			3-PTS			FT			REBOUNDS				PF	FO	A	TO	BLK	STL	PTS	AVG
				FG	FGA	PCT	3FG	FGA	PCT	FT	FTA	PCT	OFF	DEF	TOT	AVG								
UT-Arlington	11/14/10	DNP																						
at Seattle	11/17/10	DNP																						
Texas Southern	11/21/10	DNP																						
Charlotte	11/24/10	DNP																						
at Howard	11/27/10	DNP																						
Utah Valley	12/1/10	DNP																						
at Colorado	12/4/10		2	0	0	.000	0	0	.000	0	0	.000	0	0	0	0.0	0	0	0	0	0	0	0	0.0
UTPA	12/12/10		2	1	2	.500	0	1	.000	0	0	.000	1	0	1	0.5	0	0	0	0	0	0	2	1.0
at Montana	12/15/10	DNP																						
GWU	12/18/10	DNP																						
Illinois-Chicago	12/22/10		1	0	0	.000	0	0	.000	0	0	.000	0	0	0	0.3	0	0	0	0	0	0	0	0.7
Arizona State	12/30/10		1	1	1	1.000	1	1	1.000	0	0	.000	0	0	0	0.3	0	0	0	0	0	0	3	1.3
Arizona	1/2/11	DNP																						
at Washington State	1/6/11	DNP																						
at Washington	1/8/11	DNP																						
UCLA	1/13/11	DNP																						
USC	1/15/11	DNP																						
Oregon	1/22/11	DNP																						
at California	1/27/11		1	0	0	.000	0	0	.000	0	0	.000	0	0	0	0.2	1	0	0	0	0	0	0	1.0
at Stanford	1/29/11	DNP																						
Washington	2/3/11	DNP																						
Washington State	2/5/11	DNP																						
at USC	2/10/11	DNP																						
at UCLA	2/12/11	DNP																						
at Oregon	2/19/11		1	0	0	.000	0	0	.000	0	0	.000	0	0	0	0.2	0	0	0	0	0	0	0	0.8
Stanford	2/24/11	DNP																						
California	2/26/11	DNP																						
at Arizona	3/3/11	DNP																						
at Arizona State	3/5/11		6	0	2	.000	0	0	.000	0	0	.000	0	0	0	0.1	0	0	0	0	0	0	0	0.7
vs Stanford	3/9/11	DNP																						
vs Arizona	3/10/11		1	0	0	.000	0	0	.000	0	0	.000	0	0	0	0.1	0	0	0	0	0	0	0	0.6
<b>TOTALS</b>		<b>0</b>	<b>15</b>	<b>2</b>	<b>5</b>	<b>.400</b>	<b>1</b>	<b>2</b>	<b>.500</b>	<b>0</b>	<b>0</b>	<b>.000</b>	<b>1</b>	<b>0</b>	<b>1</b>	<b>0.1</b>	<b>1</b>	<b>0</b>	<b>0</b>	<b>0</b>	<b>0</b>	<b>0</b>	<b>5</b>	<b>0.6</b>

**GAMES PLAYED: 8**  
**MINUTES/GAME: 1.9**  
**POINTS/GAME: 0.6**  
**FG PCT: 40.0**  
**3FG PCT: 50.0**

**REBOUNDS/GAME: 0.1**

# KEVIN McSHANE



**Class:** Senior  
**Hometown:** Portland, Ore.  
**High School:** Jesuit HS  
**Height/Weight:** 6-9/240  
**Experience:** 2L

**Forward | #0**

**JUNIOR (2010-11):** Played in all 31 games and started three ... Averaged 0.9 points, 1.6 rebounds and 9.4 minutes per game ... Scored a career-high four points in three different games, Texas-Pan American (12/12), at Washington (1/8) and at USC (2/10) ... Had a career-high six rebounds at Washington (1/8) ... Played all 40 minutes at Arizona State (3/5) ... Shot 59.1 percent (13-of-22) from the field ... Awarded a scholarship after the season for his senior year ... Appointed President of Oregon State University Student-Athlete Advisory Committee (SAAC) ... Named co-chair for the Pac-12 SAAC and represented the Pac-12 at NCAA SAAC ... Honored as an Oregon State Everyday Champion on Jan. 18, 2011 ... Represented Beavers Without Borders in partnership with Habitat for Humanity to construct a home for a family in Macedonia in June 2011.

**SOPHOMORE (2009-10):** Played in 20 contests and started one ... An honorable mention Academic All Pac-10 selection ... Averaged 1.2 points, 1.3 rebounds and 9.4 minutes per game ... Set a career-high in minutes with 21 against Oregon (2/6) ... Tied career highs with three points and two assists against Arizona State (2/11) ... Also posted two assists in five minutes of action in win over California (2/16) ... Played at least 10 minutes in eight contests ... Tied a career-high with four rebounds against Seattle (1/6) ... Shot 66.7 percent (10-of-15) from the field ... Registered at least three rebounds during five contests.

**REDSHIRT FRESHMAN (2008-09):** Designated as a walk-on prior to the season ... Played in 17 games and started six ... Averaged 0.4 points, 0.9 rebounds and 0.4 assists in 6.6 minutes per game ... Made his first career start at Washington (2/12) ... Recorded a steal against the Huskies ... Netted his first field goal in win at Washington State (2/14) ... Registered a season-high four rebounds in win over Stanford (2/19) ... Tallied two assists in wins over Seattle Pacific (12/16) and Washington State (2/14).

**FRESHMAN (2007-08):** Spent one season at Clackamas Community College where he did not play basketball as a grey-shirt.

**HIGH SCHOOL:** Lettered in basketball for two seasons at Jesuit High School ... Averaged 8.0 points, 4.0 rebounds and 3.0 assists per game ... Helped lead team to a pair of Metro League titles ... Team finished fifth in state during his senior season.

**PERSONAL:** Born in Portland, Ore. ... Parents are Bill and Beth McShane and Laura Richardson ... Has four siblings: Adrian, Chanel, Kelly and Caitlin ... Has long list of family members who have attended Oregon State, including his father (Bill), mother (Laura), step-mother (Beth) and five cousins ... Father played basketball at Oregon State ... Chose Oregon State because "I've always loved OSU since I was a kid and was a childhood dream to player here" ... Lists his interests as music, movies, family, outdoor activities and sports ... Majoring in Public Health.

## CAREER HIGHS

**Points:** 4, three times, last at USC (2/10/11)  
**FG Made:** 2, two times, last at USC (2/10/11)  
**FG Attempted:** 3, two times, last at UCLA (2/12/11)  
**3-PT Made:** 0  
**3-PT Attempted:** 1, eight times, last at Arizona State (3/5/11)  
**FT Made:** 2 vs. Texas-Pan American (12/12/10)  
**FT Attempted:** 4 at Arizona State (2/11/10)  
**Rebounds:** 6 at Washington (1/8/11)  
**Assists:** 2, four times, last vs. California (2/18/10)  
**Blocked Shots:** 1, three times, last at USC (2/10/11)  
**Steals:** 2, two times, last vs. California (2/26/11)  
**Minutes:** 40 at Arizona State (3/5/11)

## OVERALL CAREER STATISTICS

YEAR	GP	GS	MIN	AVG	TOTAL			3-PTS			FT	FTA	PCT	REBOUNDS				PF	FO	AST	TO	BLK	STL	PTS	AVG	
					FG	FGA	PCT	FG	FGA	PCT				OFF	DEF	TOT	AVG									
2008-09	17	6	113	6.6	2	8	.250	0	3	.000	2	3	.667	5	10	15	0.9	11	0	6	7	0	1	6	6	0.4
2009-10	20	1	187	9.4	10	15	.667	0	4	.000	3	11	.273	11	14	25	1.3	32	0	9	9	0	4	23	1.2	
2010-11	31	3	291	9.4	13	22	.591	0	1	.000	3	7	.429	21	29	50	1.6	41	1	8	16	3	10	29	0.9	
<b>TOTAL</b>	<b>68</b>	<b>10</b>	<b>591</b>	<b>8.7</b>	<b>25</b>	<b>45</b>	<b>.556</b>	<b>0</b>	<b>8</b>	<b>.000</b>	<b>8</b>	<b>21</b>	<b>.381</b>	<b>37</b>	<b>53</b>	<b>90</b>	<b>1.3</b>	<b>84</b>	<b>1</b>	<b>23</b>	<b>32</b>	<b>3</b>	<b>15</b>	<b>58</b>	<b>0.9</b>	

## PAC-12 CONFERENCE CAREER STATISTICS

YEAR	GP	GS	MIN	AVG	TOTAL			3-PTS			FT	FTA	PCT	REBOUNDS				PF	FO	AST	TO	BLK	STL	PTS	AVG	
					FG	FGA	PCT	FG	FGA	PCT				OFF	DEF	TOT	AVG									
2008-09	12	6	95	7.9	2	7	.286	0	2	.000	1	2	.500	5	9	14	1.2	7	0	3	6	0	1	5	5	0.4
2009-10	15	1	148	9.9	7	10	.700	0	2	.000	2	7	.286	5	12	17	1.1	26	0	7	5	0	4	16	1.1	
2010-11	18	2	161	8.9	9	12	.750	0	1	.000	1	3	.333	15	11	26	1.4	24	1	4	9	2	5	19	1.1	
<b>TOTAL</b>	<b>45</b>	<b>9</b>	<b>404</b>	<b>9.0</b>	<b>18</b>	<b>29</b>	<b>.621</b>	<b>0</b>	<b>5</b>	<b>.000</b>	<b>4</b>	<b>12</b>	<b>.333</b>	<b>25</b>	<b>32</b>	<b>57</b>	<b>1.3</b>	<b>57</b>	<b>1</b>	<b>14</b>	<b>20</b>	<b>2</b>	<b>10</b>	<b>40</b>	<b>0.9</b>	

# KEVIN McSHANE 2010-11 GAME-BY-GAME STATISTICS

OPPONENT	DATE	GS	MIN	TOTAL			3-PTS			FT			REBOUNDS				PF	FO	A	TO	BLK	STL	PTS	AVG
				FG	FGA	PCT	3FG	FGA	PCT	FT	FTA	PCT	OFF	DEF	TOT	AVG								
UT-Arlington	11/14/10		15	1	2	.500	0	0	.000	0	1	.000	0	3	3	3.0	1	0	0	0	1	1	2	2.0
at Seattle	11/17/10		8	0	1	.000	0	0	.000	0	0	.000	0	1	1	2.0	2	0	0	0	0	2	0	1.0
Texas Southern	11/21/10		11	1	1	1.000	0	0	.000	0	0	.000	4	1	5	3.0	0	0	1	4	0	1	2	1.3
Charlotte	11/24/10		16	0	0	.000	0	0	.000	0	0	.000	1	2	3	3.0	2	0	1	0	0	0	0	1.0
at Howard	11/27/10		8	1	1	1.000	0	0	.000	0	1	.000	0	2	2	2.8	4	0	1	0	0	1	2	1.2
Utah Valley	12/1/10		8	0	0	.000	0	0	.000	0	0	.000	0	1	1	2.5	1	0	0	1	0	0	0	1.0
at Colorado	12/4/10		12	0	0	.000	0	0	.000	0	0	.000	0	0	0	2.1	1	0	1	0	0	0	0	0.9
UTPA	12/12/10		11	1	2	.500	0	0	.000	2	2	1.000	0	1	1	2.0	2	0	0	0	0	0	4	1.3
at Montana	12/15/10		2	0	1	.000	0	0	.000	0	0	.000	0	0	0	1.8	0	0	0	0	0	0	0	1.1
GWU	12/18/10		3	0	0	.000	0	0	.000	0	0	.000	0	1	1	1.7	0	0	0	0	0	0	0	1.0
Illinois-Chicago	12/22/10		8	0	1	.000	0	0	.000	0	0	.000	0	1	1	1.6	0	0	0	0	0	0	0	0.9
Arizona State	12/30/10		2	0	0	.000	0	0	.000	0	0	.000	0	0	0	1.5	0	0	0	0	0	0	0	0.8
Arizona	1/2/11		2	0	0	.000	0	0	.000	0	0	.000	1	0	1	1.5	0	0	0	0	0	1	0	0.8
at Washington State	1/6/11		4	0	0	.000	0	0	.000	0	0	.000	1	0	1	1.4	2	0	0	1	0	0	0	0.7
at Washington	1/8/11		17	2	2	1.000	0	0	.000	0	0	.000	5	1	6	1.7	1	0	0	1	1	0	4	0.9
UCLA	1/13/11		1	1	1	1.000	0	0	.000	0	0	.000	1	0	1	1.7	2	0	0	0	0	0	2	1.0
USC	1/15/11		8	0	0	.000	0	0	.000	0	0	.000	0	1	1	1.6	2	0	1	0	0	1	0	0.9
Oregon	1/22/11		6	0	0	.000	0	0	.000	0	0	.000	1	0	1	1.6	0	0	0	0	0	0	0	0.9
at California	1/27/11		13	1	1	1.000	0	0	.000	0	0	.000	0	2	2	1.6	2	0	0	1	0	0	2	0.9
at Stanford	1/29/11	*	12	1	1	1.000	0	0	.000	0	0	.000	0	1	1	1.6	0	0	0	0	0	0	2	1.0
Washington	2/3/11		0	0	0	.000	0	0	.000	0	0	.000	0	0	0	1.5	0	0	0	0	0	0	0	1.0
Washington State	2/5/11		7	0	0	.000	0	0	.000	0	1	.000	1	0	1	1.5	1	0	1	0	0	0	0	0.9
at USC	2/10/11		11	2	2	1.000	0	0	.000	0	0	.000	1	0	1	1.5	1	0	0	1	1	0	4	1.0
at UCLA	2/12/11		14	1	3	.333	0	0	.000	0	0	.000	1	0	1	1.5	5	1	1	0	0	1	2	1.1
at Oregon	2/19/11		12	0	0	.000	0	0	.000	1	2	.500	2	1	3	1.5	2	0	0	1	0	0	1	1.1
Stanford	2/24/11		0	0	0	.000	0	0	.000	0	0	.000	0	0	0	1.5	0	0	0	0	0	0	0	1.0
California	2/26/11		6	0	0	.000	0	0	.000	0	0	.000	0	1	1	1.4	3	0	0	0	0	2	0	1.0
at Arizona	3/3/11		6	0	0	.000	0	0	.000	0	0	.000	0	1	1	1.4	2	0	0	0	0	0	0	1.0
at Arizona State	3/5/11	*	40	1	2	.500	0	1	.000	0	0	.000	1	3	4	1.5	1	0	1	4	0	0	2	1.0
vs Stanford	3/9/11	*	18	0	1	.000	0	0	.000	0	0	.000	0	4	4	1.6	2	0	0	0	0	0	0	1.0
vs Arizona	3/10/11		10	0	0	.000	0	0	.000	0	0	.000	1	1	2	1.6	2	0	0	2	0	0	0	0.9
<b>TOTALS</b>		<b>3</b>	<b>291</b>	<b>13</b>	<b>22</b>	<b>.591</b>	<b>0</b>	<b>1</b>	<b>.000</b>	<b>3</b>	<b>7</b>	<b>.429</b>	<b>21</b>	<b>29</b>	<b>50</b>	<b>1.6</b>	<b>41</b>	<b>1</b>	<b>8</b>	<b>16</b>	<b>3</b>	<b>10</b>	<b>29</b>	<b>0.9</b>

**GAMES PLAYED: 31**  
**MINUTES/GAME: 9.4**  
**POINTS/GAME: 0.9**  
**FG PCT: 59.1**  
**3FG PCT: 0.0**  
**FT PCT: 42.9**

**REBOUNDS/GAME: 1.6**  
**ASSISTS/GAME: 0.3**  
**TURNOVERS/GAME: 0.5**  
**ASSIST/TURNOVER RATIO: 0.5**  
**STEALS/GAME: 0.3**  
**BLOCKS/GAME: 0.1**

# KEVIN McSHANE 2009-10 GAME-BY-GAME STATISTICS

OPPONENT	DATE	GS	MIN	TOTAL			3-PTS			FT	FTA	PCT	REBOUNDS				PF	FO	A	TO	BLK	STL	PTS	AVG			
				FG	FGA	PCT	3FG	FGA	PCT				OFF	DEF	TOT	AVG											
vs Texas A&M-CC	11/13/09	DNP																									
vs South Dakota	11/14/09	DNP																									
at Texas Tech	11/15/09	DNP																									
Sacramento State	11/21/09	DNP																									
at GWU	11/28/09	DNP																									
Colorado	12/4/09	DNP																									
CSU Bakersfield	12/6/09		7	1	1	1.000	0	0	.000	0	0	.000	0	0	0	0.0	2	0	0	2	0	0	2	2.0			
at Nebraska	12/12/09	DNP																									
at Illinois-Chicago	12/16/09	DNP																									
Miss. Valley State	12/19/09		11	1	2	.500	0	1	.000	1	2	.500	2	1	3	1.5	2	0	1	0	0	0	3	2.5			
Fresno State	12/23/09	DNP																									
at Washington	12/31/09	DNP																									
at Washington State	1/2/10		2	0	0	.000	0	0	.000	0	0	.000	0	0	0	1.0	1	0	0	0	0	0	0	1.7			
Seattle	1/6/10		13	1	2	.500	0	1	.000	0	2	.000	4	0	4	1.8	1	0	0	1	0	0	2	1.8			
at Oregon	1/10/10		10	0	1	.000	0	1	.000	1	2	.500	0	1	1	1.6	2	0	1	0	0	0	1	1.6			
Arizona	1/14/10		8	1	1	1.000	0	0	.000	0	0	.000	0	0	0	1.3	2	0	0	0	0	1	2	1.7			
Arizona State	1/16/10		9	1	1	1.000	0	0	.000	0	0	.000	0	0	0	1.1	0	0	0	0	0	0	2	1.7			
at Stanford	1/21/10		13	1	1	1.000	0	0	.000	0	0	.000	0	3	3	1.4	1	0	0	2	0	0	2	1.8			
at California	1/23/10	*	9	1	2	.500	0	1	.000	0	0	.000	0	0	0	1.2	2	0	0	0	0	1	2	1.8			
USC	1/28/10	DNP																									
UCLA	1/30/10	DNP																									
Oregon	2/6/10		21	1	1	1.000	0	0	.000	0	1	.000	1	2	3	1.4	2	0	1	0	0	0	2	1.8			
at Arizona State	2/11/10		17	1	1	1.000	0	0	.000	1	4	.250	0	0	0	1.3	3	0	2	0	0	1	3	1.9			
at Arizona	2/13/10		8	0	0	.000	0	0	.000	0	0	.000	0	1	1	1.3	3	0	0	1	0	0	0	1.8			
California	2/18/10		5	0	0	.000	0	0	.000	0	0	.000	0	0	0	1.2	2	0	2	1	0	0	0	1.6			
Stanford	2/20/10		7	1	1	1.000	0	0	.000	0	0	.000	0	1	1	1.1	2	0	0	0	0	0	2	1.6			
at UCLA	2/25/10		19	0	0	.000	0	0	.000	0	0	.000	2	0	2	1.2	2	0	1	0	1	0	1	1.5			
at USC	2/27/10		10	0	0	.000	0	0	.000	0	0	.000	0	3	3	1.3	2	0	1	0	0	0	0	1.4			
Washington State	3/4/10		7	0	0	.000	0	0	.000	0	0	.000	1	1	2	1.4	2	0	0	0	0	0	0	1.4			
Washington	3/6/10		3	0	1	.000	0	0	.000	0	0	.000	1	0	1	1.3	0	0	0	0	0	0	0	1.3			
vs Washington	3/11/10		5	0	0	.000	0	0	.000	0	0	.000	0	1	1	1.3	0	0	0	0	0	0	0	1.2			
Boston University	3/17/10		3	0	0	.000	0	0	.000	0	0	.000	0	0	0	1.3	1	0	1	1	0	0	0	1.2			
<b>TOTALS</b>		<b>1</b>	<b>187</b>	<b>10</b>	<b>15</b>	<b>.667</b>	<b>0</b>	<b>4</b>	<b>.000</b>	<b>3</b>	<b>11</b>	<b>.273</b>	<b>11</b>	<b>14</b>	<b>25</b>	<b>1.3</b>	<b>32</b>	<b>0</b>	<b>9</b>	<b>9</b>	<b>0</b>	<b>4</b>	<b>23</b>	<b>1.2</b>			

GAMES PLAYED: 20

MINUTES/GAME: 9.4

POINTS/GAME: 1.2

FG PCT: 66.7

3FG PCT: 0.0

FT PCT: 27.3

REBOUNDS/GAME: 1.3

ASSISTS/GAME: 0.5

TURNOVERS/GAME: 0.5

ASSIST/TURNOVER RATIO: 1.0

STEALS/GAME: 0.2

# KEVIN McSHANE 2008-09 GAME-BY-GAME STATISTICS

OPPONENT	DATE	GS	MIN	TOTAL			3-PTS			FT	FTA	PCT	REBOUNDS				PF	FO	A	TO	BLK	STL	PTS	AVG		
				FG	FGA	PCT	3FG	FGA	PCT				OFF	DEF	TOT	AVG										
at Howard	11/14/08	DNP																								
at Nevada	11/22/08	DNP																								
Yale	11/24/08	DNP																								
Montana State	11/26/08	DNP																								
at Fresno State	11/30/08	DNP																								
at Iowa State	12/6/08	DNP																								
Nebraska	12/13/08	DNP																								
Seattle Pacific	12/16/08		9	0	1	.000	0	1	.000	0	0	.000	0	0	0	0.0	0	0	2	1	0	0	0	0	0	0.0
Howard	12/20/08		4	0	0	.000	0	0	.000	1	1	1.000	0	0	0	0.0	1	0	1	0	0	0	0	1	0	0.5
Seattle	12/29/08		2	0	0	.000	0	0	.000	0	0	.000	0	0	0	0.0	1	0	0	0	0	0	0	0	0	0.3
UCLA	1/2/09		1	0	0	.000	0	0	.000	0	0	.000	0	0	0	0.0	0	0	0	0	0	0	0	0	0	0.3
USC	1/4/09	DNP																								
at Arizona State	1/8/09		2	0	0	.000	0	0	.000	0	0	.000	0	0	0	0.0	0	0	0	0	0	0	0	0	0	0.2
at Arizona	1/10/09		2	0	0	.000	0	0	.000	0	0	.000	0	0	0	0.0	0	0	0	0	0	0	0	0	0	0.2
Washington State	1/15/09	DNP																								
Washington	1/17/09		8	0	1	.000	0	0	.000	0	0	.000	0	1	1	0.1	3	0	0	0	0	0	0	0	0	0.1
at California	1/22/09	DNP																								
at Stanford	1/24/09	DNP																								
CSU Bakersfield	1/26/09	DNP																								
Oregon	1/31/09	DNP																								
Arizona	2/5/09	DNP																								
Arizona State	2/7/09		16	0	0	.000	0	0	.000	0	0	.000	1	1	2	0.4	0	0	0	0	0	0	0	0	0	0.1
at Washington	2/12/09	*	15	0	1	.000	0	1	.000	1	2	.500	0	0	0	0.3	1	0	1	2	0	1	1	1	0	0.2
at Washington State	2/14/09	*	17	1	3	.333	0	1	.000	0	0	.000	1	1	2	0.5	1	0	2	1	0	0	2	0	0	0.4
Stanford	2/19/09	*	13	1	1	1.000	0	0	.000	0	0	.000	2	2	4	0.8	0	0	0	1	0	0	2	0	0	0.5
California	2/21/09	*	6	0	0	.000	0	0	.000	0	0	.000	0	3	3	1.0	1	0	0	2	0	0	0	0	0	0.5
at Oregon	3/1/09	*	5	0	0	.000	0	0	.000	0	0	.000	0	1	1	1.0	1	0	0	0	0	0	0	0	0	0.5
at UCLA	3/5/09	*	9	0	1	.000	0	0	.000	0	0	.000	1	0	1	1.0	0	0	0	0	0	0	0	0	0	0.4
at USC	3/7/09		1	0	0	.000	0	0	.000	0	0	.000	0	0	0	0.9	0	0	0	0	0	0	0	0	0	0.4
vs Stanford	3/11/09	DNP																								
Houston	3/18/09	DNP																								
Vermont	3/23/09		2	0	0	.000	0	0	.000	0	0	.000	0	0	0	0.9	2	0	0	0	0	0	0	0	0	0.4
Stanford	3/25/09	DNP																								
UTEP	3/30/09		1	0	0	.000	0	0	.000	0	0	.000	0	1	1	0.9	0	0	0	0	0	0	0	0	0	0.4
at UTEP	4/1/09	DNP																								
at UTEP	4/3/09	DNP																								
<b>TOTALS</b>			<b>6</b>	<b>113</b>	<b>2</b>	<b>.250</b>	<b>0</b>	<b>3</b>	<b>.000</b>	<b>2</b>	<b>3</b>	<b>.667</b>	<b>5</b>	<b>10</b>	<b>15</b>	<b>0.9</b>	<b>11</b>	<b>0</b>	<b>6</b>	<b>7</b>	<b>0</b>	<b>1</b>	<b>6</b>	<b>0</b>	<b>0.4</b>	

GAMES PLAYED: 17

MINUTES/GAME: 6.6

POINTS/GAME: 0.4

FG PCT: 25.0

3FG PCT: 0.0

FT PCT: 66.7

REBOUNDS/GAME: 0.9

ASSISTS/GAME: 0.4


TURNOVERS/GAME: 0.4

ASSIST/TURNOVER RATIO: 0.9

STEALS/GAME: 0.1



# ERIC MORELAND



**Class:** RS Freshman  
**Hometown:** Missouri City, Texas  
**High School:** Hightower HS  
**Height/Weight:** 6-10/215  
**Experience:** RS

**Forward | #15**

**FRESHMAN (2010-11):** Played in four games before suffering a season-ending left shoulder injury against Colorado (12/4) that required surgery ... Played his first career game at Seattle (11/17) ... Scored his first career points at Howard (11/27) ... Had a career-high four rebounds in eight minutes against Utah Valley (12/1) ... Had three blocked shots and two steals in just 12 minutes of action on the season ... Granted medical hardship on Aug. 4, 2011.

**UTEP:** Signed with UTEP in January 2010 ... UTEP head coach Tony Barbee left in March 2010 to take job at Auburn ... He was released from his scholarship and signed with Oregon State in May 2010 ... NCAA cleared him to play immediately with four years of eligibility in August 2010.

**PREP SCHOOL:** Attended Ocean Academy in Bayville, N.J. for one semester ... Averaged 15.5 points and 2.6 blocks per game.

**HIGH SCHOOL:** Graduated from Hightower High School in Missouri, Texas ... Averaged 10 points, eight rebounds and two blocks as a senior ... Started his high school career as a guard but grew five inches between his junior and senior years ... Played in the Houston all-star game in 2009 ... High school coach was David Green.

**PERSONAL:** Born in Houston, Texas ... Parents are Louis and Ver-larne Moreland ... Has one brother, Louis Truscott, and one sister, Jelisa ... Chose Oregon State because "I want to be a part of the OSU uprising" ... Lists his interest as hanging out with friends ... Nicknames are E and Eazy-E ... Major is undecided.

## CAREER HIGHS

**Points:** 2 at Howard (11/27/10)  
**FG Made:** 1 at Howard (11/27/10)  
**FG Attempted:** 2 vs. Utah Valley (12/1/10)  
**3-PT Made:** 0  
**3-PT Attempted:** 0  
**FT Made:** 0  
**FT Attempted:** 2 vs. Utah Valley (12/1/10)  
**Rebounds:** 4 vs. Utah Valley (12/1/10)  
**Assists:** 1 vs. Utah Valley (12/1/10)  
**Blocked Shots:** 2 vs. Utah Valley (12/1/10)  
**Steals:** 1, two times, last vs. Utah Valley (12/1/10)  
**Minutes:** 8 vs. Utah Valley (12/1/10)

## OVERALL CAREER STATISTICS

YEAR	GP	GS	MIN	AVG	TOTAL			3-PTS			FT			REBOUNDS				PF	FO	AST	TO	BLK	STL	PTS	AVG
					FG	FGA	PCT	FG	FGA	PCT	FT	FTA	PCT	OFF	DEF	TOT	AVG								
2010-11	4	0	12	3.0	1	3	.333	0	0	.000	0	3	.000	4	1	5	1.3	1	0	1	0	3	2	2	0.5
<b>TOTAL</b>	<b>4</b>	<b>0</b>	<b>12</b>	<b>3.0</b>	<b>1</b>	<b>3</b>	<b>.333</b>	<b>0</b>	<b>0</b>	<b>.000</b>	<b>0</b>	<b>3</b>	<b>.000</b>	<b>4</b>	<b>1</b>	<b>5</b>	<b>1.3</b>	<b>1</b>	<b>0</b>	<b>1</b>	<b>0</b>	<b>3</b>	<b>2</b>	<b>2</b>	<b>0.5</b>

## PAC-12 CONFERENCE CAREER STATISTICS

YEAR	GP	GS	MIN	AVG	TOTAL			3-PTS			FT			REBOUNDS				PF	FO	AST	TO	BLK	STL	PTS	AVG	
					FG	FGA	PCT	FG	FGA	PCT	FT	FTA	PCT	OFF	DEF	TOT	AVG									
2010-11	0	0	0	--	00	0	--	0	0	--	0	0	--	0	0	0	--	0	0	0	0	0	0	0	0	--
<b>TOTAL</b>	<b>0</b>	<b>0</b>	<b>0</b>	<b>--</b>	<b>00</b>	<b>0</b>	<b>--</b>	<b>0</b>	<b>0</b>	<b>--</b>	<b>0</b>	<b>0</b>	<b>--</b>	<b>0</b>	<b>0</b>	<b>0</b>	<b>--</b>	<b>0</b>	<b>0</b>	<b>0</b>	<b>0</b>	<b>0</b>	<b>0</b>	<b>0</b>	<b>0</b>	<b>--</b>


# ERIC MORELAND 2010-11 GAME-BY-GAME STATISTICS

OPPONENT	DATE	GS	MIN	TOTAL			3-PTS			FT	FTA	PCT	REBOUNDS				PF	FO	A	TO	BLK	STL	PTS	AVG	
				FG	FGA	PCT	3FG	FGA	PCT				OFF	DEF	TOT	AVG									
UT-Arlington	11/14/10	DNP																							
at Seattle	11/17/10		2	0	0	.000	0	0	.000	0	0	.000	0	0	0	0.0	1	0	0	0	0	1	0	0.0	
Texas Southern	11/21/10	DNP																							
Charlotte	11/24/10	DNP																							
at Howard	11/27/10		2	1	1	1.000	0	0	.000	0	1	.000	0	0	0	0.0	0	0	0	0	0	0	2	1.0	
Utah Valley	12/1/10		8	0	2	.000	0	0	.000	0	2	.000	3	1	4	1.3	0	0	1	0	2	1	0	0.7	
at Colorado	12/4/10		0	0	0	.000	0	0	.000	0	0	.000	1	0	1	1.3	0	0	0	0	1	0	0	0.5	
UTPA	12/12/10	DNP																							
at Montana	12/15/10	DNP																							
GWU	12/18/10	DNP																							
Illinois-Chicago	12/22/10	DNP																							
Arizona State	12/30/10	DNP																							
Arizona	1/2/11	DNP																							
at Washington State	1/6/11	DNP																							
at Washington	1/8/11	DNP																							
UCLA	1/13/11	DNP																							
USC	1/15/11	DNP																							
Oregon	1/22/11	DNP																							
at California	1/27/11	DNP																							
at Stanford	1/29/11	DNP																							
Washington	2/3/11	DNP																							
Washington State	2/5/11	DNP																							
at USC	2/10/11	DNP																							
at UCLA	2/12/11	DNP																							
at Oregon	2/19/11	DNP																							
Stanford	2/24/11	DNP																							
California	2/26/11	DNP																							
at Arizona	3/3/11	DNP																							
at Arizona State	3/5/11	DNP																							
vs Stanford	3/9/11	DNP																							
vs Arizona	3/10/11	DNP																							
<b>TOTALS</b>			<b>0</b>	<b>12</b>	<b>1</b>	<b>3</b>	<b>.333</b>	<b>0</b>	<b>0</b>	<b>.000</b>	<b>0</b>	<b>3</b>	<b>.000</b>	<b>4</b>	<b>1</b>	<b>5</b>	<b>1.3</b>	<b>1</b>	<b>0</b>	<b>1</b>	<b>0</b>	<b>3</b>	<b>2</b>	<b>2</b>	<b>0.5</b>

**GAMES PLAYED: 4**  
**MINUTES/GAME: 3.0**  
**POINTS/GAME: 0.5**  
**FG PCT: 33.3**  
**FT PCT: 0.0**

**REBOUNDS/GAME: 1.3**  
**ASSISTS/GAME: 0.3**  
**ASSIST/TURNOVER RATIO: 99.9**  
**STEALS/GAME: 0.5**  
**BLOCKS/GAME: 0.8**

# RHYS MURPHY



**Class:** RS Sophomore  
**Hometown:** Sydney, Australia  
**High School:** Barker College Senior College  
**Height/Weight:** 6-7/195  
**Experience:** RS

**Forward | #13**

**PERSONAL:** Born in Canberra, Australia ... Son of Jon Murphy and Robyn Cameron ... Has two sisters, Ella and Georgia ... Chose Oregon State to play basketball in the Pac-10 ... Nickname is Murph ... Majoring in Psychology.

## CAREER HIGHS

**Points:** 0  
**FG Made:** 0  
**FG Attempted:** 1, two times, last at Colorado (12/4/10)  
**3-PT Made:** 0  
**3-PT Attempted:** 1 at Colorado (12/4/10)  
**FT Made:** 0  
**FT Attempted:** 1 vs. Texas-Pan American (12/12/10)  
**Rebounds:** 2 vs. Texas-Pan American (12/12/10)  
**Assists:** 0  
**Blocked Shots:** 0  
**Steals:** 1, two times, last vs. Texas-Pan American (12/12/10)  
**Minutes:** 12 vs. Texas-Pan American (12/12/10)

**REDSHIRT FRESHMAN (2010-11):** Played in four games before having season-ending surgery on a broken bone in his left wrist ... Played in his first career game against Texas Southern (11/21) ... Had career-highs with two rebounds and 12 minutes and tied a career-high with a steal against Texas-Pan American ... Granted medical hardship on Aug. 4, 2011.

**FRESHMAN (2009-10):** Sat out the season due to a foot injury suffered on the first day of official practice.

**PREP SCHOOL:** Attended Lee (Maine) Academy ... Rated a three-star forward by Rivals.com and several other recruiting services ... Played club basketball with the Chicago Elite.

**HIGH SCHOOL:** Graduated from Barker College Senior School in Hornsby, Australia ... Lettered for two seasons in basketball ... Was named a first-team all-conference selection ... Helped lead team to runner-up finish at state championship his senior year ... Averaged 15 points per game throughout his career ... Was a two-time Australian Schools National Champion in the high jump ... Captured the U20 national high jump title as a 16-year-old ... Owns the school record in the high jump with a leap of 7 feet, 1 inch ... Ranked as high as fifth in the World Youth IAAF high jump rankings ... High school basketball coach was Paul Fedeles.

## OVERALL CAREER STATISTICS

YEAR	GP	GS	MIN	AVG	TOTAL			3-PTS			REBOUNDS			PF	FO	AST	TO	BLK	STL	PTS	AVG				
					FG	FGA	PCT	FG	FGA	PCT	FT	FTA	PCT									OFF	DEF	TOT	AVG
2010-11	4	0	30	7.5	0	2	.000	0	1	.000	0	1	.000	0	2	2	0.5	6	0	0	2	0	2	0	0.0
<b>TOTAL</b>	<b>4</b>	<b>0</b>	<b>30</b>	<b>7.5</b>	<b>0</b>	<b>2</b>	<b>.000</b>	<b>0</b>	<b>1</b>	<b>.000</b>	<b>0</b>	<b>1</b>	<b>.000</b>	<b>0</b>	<b>2</b>	<b>2</b>	<b>0.5</b>	<b>6</b>	<b>0</b>	<b>0</b>	<b>2</b>	<b>0</b>	<b>2</b>	<b>0</b>	<b>0.0</b>

## PAC-12 CONFERENCE CAREER STATISTICS

YEAR	GP	GS	MIN	AVG	TOTAL			3-PTS			REBOUNDS			PF	FO	AST	TO	BLK	STL	PTS	AVG			
					FG	FGA	PCT	FG	FGA	PCT	FT	FTA	PCT									OFF	DEF	TOT
2010-11	0	0	0	--	00	0	--	0	0	--	0	0	--	0	0	0	--	0	0	0	0	0	0	--
<b>TOTAL</b>	<b>0</b>	<b>0</b>	<b>0</b>	<b>--</b>	<b>00</b>	<b>0</b>	<b>--</b>	<b>0</b>	<b>0</b>	<b>--</b>	<b>0</b>	<b>0</b>	<b>--</b>	<b>0</b>	<b>0</b>	<b>0</b>	<b>--</b>	<b>0</b>	<b>0</b>	<b>0</b>	<b>0</b>	<b>0</b>	<b>0</b>	<b>--</b>


# RHYS MURPHY 2010-11 GAME-BY-GAME STATISTICS

OPPONENT	DATE	GS	MIN	TOTAL			3-PTS			REBOUNDS										PTS	AVG						
				FG	FGA	PCT	3FG	FGA	PCT	FT	FTA	PCT	OFF	DEF	TOT	AVG	PF	FO	A			TO	BLK	STL			
UT-Arlington	11/14/10	DNP																									
at Seattle	11/17/10	DNP																									
Texas Southern	11/21/10		3	0	0	.000	0	0	.000	0	0	.000	0	0	0	0.0	1	0	0	1	0	0	0	0	0	0.0	
Charlotte	11/24/10	DNP																									
at Howard	11/27/10	DNP																									
Utah Valley	12/1/10		7	0	1	.000	0	0	.000	0	0	.000	0	0	0	0.0	1	0	0	0	0	0	0	0	0	0.0	
at Colorado	12/4/10		8	0	1	.000	0	1	.000	0	0	.000	0	0	0	0.0	1	0	0	0	0	0	1	0	0	0.0	
UTPA	12/12/10		12	0	0	.000	0	0	.000	0	1	.000	0	2	2	0.5	3	0	0	1	0	1	0	1	0	0.0	
at Montana	12/15/10	DNP																									
GWU	12/18/10	DNP																									
Illinois-Chicago	12/22/10	DNP																									
Arizona State	12/30/10	DNP																									
Arizona	1/2/11	DNP																									
at Washington State	1/6/11	DNP																									
at Washington	1/8/11	DNP																									
UCLA	1/13/11	DNP																									
USC	1/15/11	DNP																									
Oregon	1/22/11	DNP																									
at California	1/27/11	DNP																									
at Stanford	1/29/11	DNP																									
Washington	2/3/11	DNP																									
Washington State	2/5/11	DNP																									
at USC	2/10/11	DNP																									
at UCLA	2/12/11	DNP																									
at Oregon	2/19/11	DNP																									
Stanford	2/24/11	DNP																									
California	2/26/11	DNP																									
at Arizona	3/3/11	DNP																									
at Arizona State	3/5/11	DNP																									
vs Stanford	3/9/11	DNP																									
vs Arizona	3/10/11	DNP																									
<b>TOTALS</b>			<b>0</b>	<b>30</b>	<b>0</b>	<b>2</b>	<b>.000</b>	<b>0</b>	<b>1</b>	<b>.000</b>	<b>0</b>	<b>1</b>	<b>.000</b>	<b>0</b>	<b>2</b>	<b>2</b>	<b>0.5</b>	<b>6</b>	<b>0</b>	<b>0</b>	<b>2</b>	<b>0</b>	<b>2</b>	<b>0</b>	<b>2</b>	<b>0</b>	<b>0.0</b>

**GAMES PLAYED: 4**  
**MINUTES/GAME: 7.5**  
**FG PCT: 0.0**  
**3FG PCT: 0.0**  
**FT PCT: 0.0**

**REBOUNDS/GAME: 0.5**  
**TURNOVERS/GAME: 0.5**  
**STEALS/GAME: 0.5**

# ROBERTO NELSON



**Class:** Sophomore  
**Hometown:** Santa Barbara, Calif.  
**High School:** Santa Barbara HS  
**Height/Weight:** 6-3/195  
**Experience:** 1L

**Guard | #55**

**PERSONAL:** Born in Santa Barbara, Calif. ... Son of Bruce and Roberta Nelson ... Has two brothers, Leon and Johnathon, and a sister, Noel ... Chose Oregon State because of "Craig Robinson" ... Lists golf as a hobby ... Nickname is Berto ... Majoring in New Media Communications and Sociology.

## CAREER HIGHS

**Points:** 34 at Arizona State (3/5/11)  
**FG Made:** 8 at Arizona State (3/5/11)  
**FG Attempted:** 14, two times, last at Arizona State (3/5/11)  
**3-PT Made:** 4 at Arizona State (3/5/11)  
**3-PT Attempted:** 6, two times, last at Arizona State (3/5/11)  
**FT Made:** 14 at Arizona State (3/5/11)  
**FT Attempted:** 15 at Arizona State (3/5/11)  
**Rebounds:** 7 vs. Arizona State (12/30/10)  
**Assists:** 5 at Arizona State (3/5/11)  
**Blocked Shots:** 1, two times, last vs. USC (1/15/11)  
**Steals:** 2, four time, last at Arizona State (3/5/11)  
**Minutes:** 40 at Arizona State (3/5/11)

**REDSHIRT FRESHMAN (2010-11):** Played in 24 games and started six after missing the first seven games of the season for NCAA eligibility guidelines ... Scored an Oregon State freshman record 34 points at Arizona State (3/5) ... Played all 40 minutes at Arizona State ... Scored in double-figures in nine games ... Made his college debut and scored his first career points on a dunk against Texas-Pan American (12/12) ... Averaged 7.5 points, 1.8 rebounds and 17.4 minutes per game ... Had a career-high seven rebounds against Arizona State (12/30) ... Shot 84.9 percent (45-of-53) from the free throw line ... Represented Beavers Without Borders in partnership with Habitat for Humanity to construct a home for a family in Macedonia in June 2011.

**FRESHMAN (2009-10):** Practiced with team but was unable to play due to NCAA eligibility guidelines.

**HIGH SCHOOL:** Graduated from Santa Barbara High School in Santa Barbara, Calif. ... Lettered in basketball four seasons ... Ranked as the No. 18 shooting guard and No. 78 player overall in the class of 2009 by Rivals.com ... Ranked the No. 16 shooting guard and No. 73 overall by ESPN.com ... Was named second-team Best in the West by the Long Beach Press-Telegram ... Was a McDonald's All-American nominee ... Named one of 20 "impact freshmen" by FoxSports.com ... Broke nearly every basketball record at Santa Barbara High School ... Was coached by Jeff Lavender, Chris Hangtin and Bruce Nelson ... Was also an all-state selection at wide receiver ... Played club basketball with the Compton Magic.

## OVERALL CAREER STATISTICS

YEAR	GP	GS	MIN	AVG	TOTAL			3-PTS			FT			REBOUNDS				PF	FO	AST	TO	BLK	STL	PTS	AVG
					FG	FGA	PCT	FG	FGA	PCT	FT	FTA	PCT	OFF	DEF	TOT	AVG								
2010-11	24	6	418	17.4	57	149	.383	20	63	.317	45	53	.849	16	27	43	1.8	61	1	35	46	2	14	179	7.5
<b>TOTAL</b>	<b>24</b>	<b>6</b>	<b>418</b>	<b>17.4</b>	<b>57</b>	<b>149</b>	<b>.383</b>	<b>20</b>	<b>63</b>	<b>.317</b>	<b>45</b>	<b>53</b>	<b>.849</b>	<b>16</b>	<b>27</b>	<b>43</b>	<b>1.8</b>	<b>61</b>	<b>1</b>	<b>35</b>	<b>46</b>	<b>2</b>	<b>14</b>	<b>179</b>	<b>7.5</b>

## PAC-12 CONFERENCE CAREER STATISTICS

YEAR	GP	GS	MIN	AVG	TOTAL			3-PTS			FT			REBOUNDS				PF	FO	AST	TO	BLK	STL	PTS	AVG
					FG	FGA	PCT	FG	FGA	PCT	FT	FTA	PCT	OFF	DEF	TOT	AVG								
2010-11	18	4	306	17.0	44	115	.383	17	51	.333	36	42	.857	13	17	30	1.7	42	0	30	36	2	12	141	7.8
<b>TOTAL</b>	<b>18</b>	<b>4</b>	<b>306</b>	<b>17.0</b>	<b>44</b>	<b>115</b>	<b>.383</b>	<b>17</b>	<b>51</b>	<b>.333</b>	<b>36</b>	<b>42</b>	<b>.857</b>	<b>13</b>	<b>17</b>	<b>30</b>	<b>1.7</b>	<b>42</b>	<b>0</b>	<b>30</b>	<b>36</b>	<b>2</b>	<b>12</b>	<b>141</b>	<b>7.8</b>

# ROBERTO NELSON 2010-11 GAME-BY-GAME STATISTICS

OPPONENT	DATE	GS	MIN	TOTAL			3-PTS			FT	FTA	PCT	REBOUNDS				PF	FO	A	TO	BLK	STL	PTS	AVG		
				FG	FGA	PCT	3FG	FGA	PCT				OFF	DEF	TOT	AVG										
UT-Arlington	11/14/10	DNP																								
at Seattle	11/17/10	DNP																								
Texas Southern	11/21/10	DNP																								
Charlotte	11/24/10	DNP																								
at Howard	11/27/10	DNP																								
Utah Valley	12/1/10	DNP																								
at Colorado	12/4/10	DNP																								
UTPA	12/12/10		15	1	4	.250	0	2	.000	2	2	1.000	0	0	0	0.0	3	0	0	3	0	0	4	4.0		
at Montana	12/15/10		17	3	7	.429	1	3	.333	6	7	.857	1	2	3	1.5	3	0	1	0	0	0	13	8.5		
GWU	12/18/10		14	1	3	.333	1	3	.333	0	0	.000	0	3	3	2.0	3	0	2	2	0	0	3	6.7		
Illinois-Chicago	12/22/10		16	6	8	.750	1	2	.500	1	2	.500	0	2	2	2.0	3	0	0	2	0	0	14	8.5		
Arizona State	12/30/10		18	4	5	.800	2	3	.667	2	3	.667	2	5	7	3.0	1	0	3	3	0	2	12	9.2		
Arizona	1/2/11		18	0	5	.000	0	3	.000	0	0	.000	3	1	4	3.2	2	0	1	2	0	0	0	7.7		
at Washington State	1/6/11		11	3	7	.429	1	3	.333	1	2	.500	0	3	3	3.1	3	0	0	2	0	0	8	7.7		
at Washington	1/8/11		18	4	10	.400	1	3	.333	6	7	.857	0	0	0	2.8	4	0	0	3	0	2	15	8.6		
UCLA	1/13/11		24	4	9	.444	2	4	.500	3	4	.750	0	1	1	2.6	3	0	1	0	1	1	13	9.1		
USC	1/15/11	*	22	1	4	.250	1	4	.250	3	3	1.000	0	0	0	2.3	2	0	2	3	1	1	6	8.8		
Oregon	1/22/11	*	22	5	14	.357	1	6	.167	0	0	.000	1	2	3	2.4	2	0	1	3	0	0	11	9.0		
at California	1/27/11	*	18	1	10	.100	0	4	.000	0	0	.000	0	0	0	2.2	3	0	2	4	0	0	2	8.4		
at Stanford	1/29/11		15	0	2	.000	0	0	.000	2	2	1.000	1	1	2	2.2	1	0	1	0	0	1	2	7.9		
Washington	2/3/11		9	1	3	.333	0	0	.000	2	2	1.000	1	2	3	2.2	1	0	3	0	0	0	4	7.6		
Washington State	2/5/11		13	3	7	.429	1	5	.200	0	0	.000	0	0	0	2.1	4	0	2	1	0	0	7	7.6		
at USC	2/10/11		12	0	2	.000	0	1	.000	0	0	.000	0	0	0	1.9	1	0	1	0	0	1	0	7.1		
at UCLA	2/12/11		16	4	11	.364	2	4	.500	0	0	.000	1	0	1	1.9	4	0	1	1	0	2	10	7.3		
at Oregon	2/19/11		15	0	2	.000	0	2	.000	3	4	.750	2	1	3	1.9	3	0	3	3	0	0	3	7.1		
Stanford	2/24/11		18	5	7	.714	2	3	.667	0	0	.000	1	0	1	1.9	3	0	2	1	0	0	12	7.3		
California	2/26/11		6	0	0	.000	0	0	.000	0	0	.000	1	0	1	1.9	1	0	1	1	0	0	0	7.0		
at Arizona	3/3/11		11	1	3	.333	0	0	.000	0	0	.000	0	0	0	1.8	2	0	1	1	0	0	2	6.7		
at Arizona State	3/5/11	*	40	8	14	.571	4	6	.667	14	15	.933	0	1	1	1.7	2	0	5	8	0	2	34	8.0		
vs Stanford	3/9/11	*	30	1	8	.125	0	2	.000	0	0	.000	2	3	5	1.9	5	1	1	2	0	1	2	7.7		
vs Arizona	3/10/11	*	20	1	4	.250	0	0	.000	0	0	.000	0	0	0	1.8	2	0	1	1	0	1	2	7.5		
<b>TOTALS</b>		<b>6</b>	<b>418</b>	<b>57</b>	<b>149</b>	<b>.383</b>	<b>20</b>	<b>63</b>	<b>.317</b>	<b>45</b>	<b>53</b>	<b>.849</b>	<b>16</b>	<b>27</b>	<b>43</b>	<b>1.8</b>	<b>61</b>	<b>1</b>	<b>35</b>	<b>46</b>	<b>2</b>	<b>14</b>	<b>179</b>	<b>7.5</b>		

GAMES PLAYED: 24

MINUTES/GAME: 17.4

POINTS/GAME: 7.5

FG PCT: 38.3

3FG PCT: 31.7

FT PCT: 84.9

REBOUNDS/GAME: 1.8

ASSISTS/GAME: 1.5


TURNOVERS/GAME: 1.9

ASSIST/TURNOVER RATIO: 0.8

STEALS/GAME: 0.6

BLOCKS/GAME: 0.1

# AHMAD STARKS



**Class:** Sophomore  
**Hometown:** Chicago, Ill.  
**High School:** Whitney Young HS  
**Height/Weight:** 5-9/165  
**Experience:** 1L

**Guard | #3**

**PERSONAL:** Born in Chicago, Ill. ... Parents are Donzell and Alisa Starks ... Chose Oregon State because it's "a chance to play in my favorite conference" ... Biggest athletic thrill to date is "winning a game in the Pac-10 Tournament and playing well at the Staples Center" ... Majoring in Business.

## CAREER HIGHS

**Points:** 18 vs. California (2/26/11)  
**FG Made:** 7 vs. California (2/26/11)  
**FG Attempted:** 15 vs. Arizona (3/10/11)  
**3-PT Made:** 4, three times, last vs. Arizona (3/10/11)  
**3-PT Attempted:** 9, two times, last vs. Arizona (3/10/11)  
**FT Made:** 4, two times, last at Stanford (1/29/11)  
**FT Attempted:** 4, three times, last at Stanford (1/29/11)  
**Rebounds:** 3, two times, last at UCLA (2/12/11)  
**Assists:** 6 vs. California (2/26/11)  
**Blocked Shots:** 0  
**Steals:** 3 vs. Utah Valley (12/1/10)  
**Minutes:** 33, two times, last vs. California (2/26/11)

**FRESHMAN (2010-11):** Played in 30 games and started 11 ... Led the team in three-pointers made (42) and three-pointers attempted (130) ... The 42 three-pointers made is the third-most by a freshman in Oregon State history ... Averaged 7.8 points and 1.5 assists in 22.0 minutes per game ... Had 14 points in Oregon State debut against UT-Arlington (11/14) ... Shot 85.7 percent (24-of-28) from the free throw line and 32.3 percent from the three-point line ... Had career-highs in points (18), assists (6) and minutes played (33) against California (2/26) ... Averaged 16.0 points and made 7-of-15 three-pointers in two Pac-10 Tournament games.

**HIGH SCHOOL:** Graduated from Whitney Young High School in Chicago, Ill. ... Ranked the No. 30 point guard and No. 132 player overall in the class of 2010 by Rivals.com ... Ranked the No. 25 point guard by Scout.com and the No. 35 point guard by ESPN.com ... Nearly every recruiting service had him tabbed as a three-star prospect ... Started two seasons ... Led the team to 4A state championship as a junior ... Averaged 16.1 points, 6.1 assists, 2.8 rebounds and 3.1 steals as a senior ... Was named all-conference three times, all-city two times and first-team all-state one time ... Was an All-American nominee ... High school coach was Tyrone Slaughter ... Was honor roll student.

## OVERALL CAREER STATISTICS

YEAR	GP	GS	MIN	AVG	TOTAL			3-PTS			FT			REBOUNDS				PF	FO	AST	TO	BLK	STL	PTS	AVG
					FG	FGA	PCT	FG	FGA	PCT	FT	FTA	PCT	OFF	DEF	TOT	AVG								
2010-11	30	11	660	22.0	84	236	.356	42	130	.323	24	28	.857	6	22	28	0.9	43	0	46	37	0	18	234	7.8
<b>TOTAL</b>	<b>30</b>	<b>11</b>	<b>660</b>	<b>22.0</b>	<b>84</b>	<b>236</b>	<b>.356</b>	<b>42</b>	<b>130</b>	<b>.323</b>	<b>24</b>	<b>28</b>	<b>.857</b>	<b>6</b>	<b>22</b>	<b>28</b>	<b>0.9</b>	<b>43</b>	<b>0</b>	<b>46</b>	<b>37</b>	<b>0</b>	<b>18</b>	<b>234</b>	<b>7.8</b>

## PAC-12 CONFERENCE CAREER STATISTICS

YEAR	GP	GS	MIN	AVG	TOTAL			3-PTS			FT			REBOUNDS				PF	FO	AST	TO	BLK	STL	PTS	AVG
					FG	FGA	PCT	FG	FGA	PCT	FT	FTA	PCT	OFF	DEF	TOT	AVG								
2010-11	17	8	370	21.8	45	135	.333	18	69	.261	8	10	.800	5	15	20	1.2	24	0	26	22	0	10	116	6.8
<b>TOTAL</b>	<b>17</b>	<b>8</b>	<b>370</b>	<b>21.8</b>	<b>45</b>	<b>135</b>	<b>.333</b>	<b>18</b>	<b>69</b>	<b>.261</b>	<b>8</b>	<b>10</b>	<b>.800</b>	<b>5</b>	<b>15</b>	<b>20</b>	<b>1.2</b>	<b>24</b>	<b>0</b>	<b>26</b>	<b>22</b>	<b>0</b>	<b>10</b>	<b>116</b>	<b>6.8</b>

# AHMAD STARKS 2010-11 GAME-BY-GAME STATISTICS

OPPONENT	DATE	GS	MIN	TOTAL			3-PTS			REBOUNDS			PF	FO	A	TO	BLK	STL	PTS	AVG				
				FG	FGA	PCT	3FG	FGA	PCT	FT	FTA	PCT									OFF	DEF	TOT	AVG
UT-Arlington	11/14/10		25	5	10	.500	2	6	.333	2	2	1.000	0	1	1	1.0	0	1	2	0	2	14	14.0	
at Seattle	11/17/10		17	1	5	.200	1	2	.500	0	0	.000	0	0	0	0.5	2	0	1	2	0	0	3	8.5
Texas Southern	11/21/10		16	2	5	.400	1	3	.333	3	3	1.000	0	0	0	0.3	1	0	0	2	0	0	8	8.3
Charlotte	11/24/10		19	2	7	.286	2	6	.333	0	0	.000	0	0	0	0.3	2	0	1	2	0	2	6	7.8
at Howard	11/27/10		33	4	9	.444	3	6	.500	2	4	.500	0	1	1	0.4	3	0	3	0	0	0	13	8.8
Utah Valley	12/1/10		32	4	11	.364	2	6	.333	2	2	1.000	0	0	0	0.3	2	0	4	3	0	3	12	9.3
at Colorado	12/4/10	*	17	0	4	.000	0	2	.000	0	0	.000	0	1	1	0.4	1	0	0	0	0	0	0	8.0
UTPA	12/12/10	*	21	3	5	.600	2	4	.500	2	2	1.000	1	0	1	0.5	1	0	2	2	0	1	10	8.3
at Montana	12/15/10	*	14	0	2	.000	0	0	.000	0	0	.000	0	1	1	0.6	1	0	0	0	0	0	0	7.3
GWU	12/18/10		16	2	6	.333	0	4	.000	4	4	1.000	0	0	0	0.5	1	0	1	0	0	0	8	7.4
Illinois-Chicago	12/22/10		27	4	10	.400	4	7	.571	0	0	.000	0	0	0	0.5	0	0	3	0	0	0	12	7.8
Arizona State	12/30/10		30	5	10	.500	2	6	.333	0	0	.000	0	1	1	0.5	2	0	3	0	0	0	12	8.2
Arizona	1/2/11		13	1	5	.200	0	3	.000	0	0	.000	0	0	0	0.5	2	0	0	0	0	1	2	7.7
at Washington State	1/6/11		22	2	7	.286	1	4	.250	0	0	.000	0	0	0	0.4	1	0	0	0	0	0	5	7.5
at Washington	1/8/11		20	3	11	.273	2	7	.286	2	2	1.000	0	0	0	0.4	2	0	0	1	0	0	10	7.7
UCLA	1/13/11		3	0	2	.000	0	1	.000	0	0	.000	0	0	0	0.4	0	0	0	0	0	1	0	7.2
USC	1/15/11		10	0	3	.000	0	2	.000	0	0	.000	0	0	0	0.4	0	0	1	0	0	0	0	6.8
Oregon	1/22/11		15	0	3	.000	0	2	.000	0	0	.000	1	1	2	0.4	2	0	4	2	0	0	0	6.4
at California	1/27/11		13	0	3	.000	0	1	.000	0	0	.000	1	1	2	0.5	0	0	0	0	0	0	0	6.1
at Stanford	1/29/11		29	6	13	.462	1	5	.200	4	4	1.000	0	0	0	0.5	2	0	0	2	0	1	17	6.6
Washington	2/3/11	*	21	3	9	.333	1	3	.333	1	2	.500	0	1	1	0.5	4	0	1	2	0	1	8	6.7
Washington State	2/5/11	*	21	1	4	.250	0	2	.000	1	2	.500	0	1	1	0.5	2	0	0	0	0	0	3	6.5
at USC	2/10/11	*	31	4	11	.364	1	5	.200	0	0	.000	0	3	3	0.7	3	0	3	3	0	1	9	6.6
at UCLA	2/12/11	*	25	2	11	.182	1	3	.333	0	0	.000	2	1	3	0.8	0	0	4	2	0	0	5	6.5
at Oregon	2/19/11	*	28	4	11	.364	0	4	.000	0	0	.000	1	1	2	0.8	0	0	1	3	0	2	8	6.6
Stanford	2/24/11	*	28	4	8	.500	3	6	.500	0	0	.000	0	2	2	0.8	0	0	3	3	0	1	11	6.8
California	2/26/11	*	33	7	14	.500	4	9	.444	0	0	.000	0	2	2	0.9	2	0	6	4	0	2	18	7.2
at Arizona	3/3/11	*	28	3	10	.300	2	6	.333	0	0	.000	0	1	1	0.9	2	0	0	0	0	0	8	7.2
at Arizona State	3/5/11	DNP																						
vs Stanford	3/9/11		26	6	12	.500	3	6	.500	0	0	.000	0	1	1	0.9	2	0	1	2	0	0	15	7.5
vs Arizona	3/10/11		27	6	15	.400	4	9	.444	1	1	1.000	0	2	2	0.9	3	0	3	0	0	0	17	7.8
<b>TOTALS</b>		<b>11</b>	<b>660</b>	<b>84</b>	<b>236</b>	<b>.356</b>	<b>42</b>	<b>130</b>	<b>.323</b>	<b>24</b>	<b>28</b>	<b>.857</b>	<b>6</b>	<b>22</b>	<b>28</b>	<b>0.9</b>	<b>43</b>	<b>0</b>	<b>46</b>	<b>37</b>	<b>0</b>	<b>18</b>	<b>234</b>	<b>7.8</b>

GAMES PLAYED: 30

MINUTES/GAME: 22.0

POINTS/GAME: 7.8

FG PCT: 35.6

3FG PCT: 32.3

FT PCT: 85.7

REBOUNDS/GAME: 0.9

ASSISTS/GAME: 1.5

TURNOVERS/GAME: 1.2

ASSIST/TURNOVER RATIO: 1.2

STEALS/GAME: 0.6



## CHALLE BARTON




**Class:** Freshman  
**Hometown:** Goteborg, Sweden  
**High School:** Sandagymnasiet  
**Height/Weight:** 6-3/193  
**Experience:** HS

**Guard | #2**

**HIGH SCHOOL:** Graduated from Sandagymnasiet in Huskvarna, Sweden in 2011 ... Lettered three seasons for head coach Dennis Aulander ... Played for the Swedish U20, U18 and U16 National Teams ... Played for the U20 Swedish Championships All-Star Team in 2010 and 2011 ... Selected to the monthly All-Star Team in Basketettan seven times in 2010-11 ... Averaged 17.7 points, 5.5 assists, 2.9 rebounds and 2.0 steals per game in 2010-11 ... Averaged 23 points, 3.5 assists, 4.5 rebounds and 0.5 steals in the SM Final 4 in 2010-11.

**PERSONAL:** Born in Lulea, Sweden ... Parents are Charles and Ann-Marie Barton ... Father is a basketball coach and mother is an assistant nurse ... Father played basketball at Kent State ... Has two brothers, Brian and Brandon ... Lists drawing as his hobby ... Biggest athletic thrill to date is "playing in the U20 European Championships in 2011" ... Major is undecided.

## DANIEL GOMIS



**Class:** Freshman  
**Hometown:** Thies, Senegal  
**High School:** Oak Hill Academy  
**Height/Weight:** 6-10/225  
**Experience:** HS

**Forward | #14**

**HIGH SCHOOL:** Graduated from Oak Hill Academy in Mouth of Wilson, Va. ... Ranked the No. 22 power forward and 95th best player in the nation by Scout.com ... Ranked the 38th best power forward in the nation by ESPN.com ... Given the Coach's Award after season at Oak Hill Academy ... Attended the Community School in Sun Valley, Idaho during junior season as an exchange student from Thies, Senegal ... Averaged more than 20 points and 10 rebounds per game at Community School ... Was team captain for the Senegal SEEDS Academy that played in the 2009 Jordan Brand Classic International Game ... Played in the 2009 Nike Global Challenge in Hillsboro, Ore. for Team Senegal.

**PERSONAL:** Born in Mbao, Senegal ... Mother is Therese Mendy ... Has five siblings: Bruno, Jean Louis, Lunez, Jeanette and Odile ... Chose Oregon State because "of the coaches and players and as a student-athlete it's the right place for me" ... Speaks four languages ... Lists soccer as his hobby ... Major is undecided.



# CRAIG ROBINSON

**Head Coach**  
**4th Year**  
**Princeton, 1983**

Craig Robinson enters his fourth year at the helm of the Oregon State men's basketball team with a full roster of players he recruited and several marquee wins during his first three seasons as he continues to rebuild the Beavers historic program.

In his third season at Oregon State, Robinson led the Beavers to their first win over a Top 25 team (vs. No. 20 Washington) and first victory in the Pac-10 Tournament (vs. Stanford) since 2006. Oregon State also defeated Arizona to open conference play 2-0 for just the second time since 1992-93, its third consecutive win over a Wildcat team that eventually came within a basket from a trip to the Final Four.

Defensively, the Beavers used their 1-3-1, 2-3 and matchup zones, with some man-to-man mixed in, to be among the top teams in the nation in steals all season. Sophomore guard Jared Cunningham shattered Oregon State's sophomore steals record of 72 set by legendary Gary Payton in 1987-88 with 85 swipes. Cunningham was named to the All-Pac-10 Second Team and Pac-10 All-Defensive Team and also joined Payton as the only Oregon State players to make the Pac-10 All-Tournament Team.

Several freshmen had impact seasons, as Devon Collier broke the Beavers freshman single-season blocked shots record (23), Ahmad Starks made the third most three-pointers (42) by a freshman in school history and Roberto Nelson scored the most-ever points by a Beaver frosh (34) in a game.

For the third consecutive year under Robinson's watch, Oregon State players earned Pac-10 All-Academic honors as Angus Brandt and Rhys Murphy were both named to the First Team, to join Roeland Schaftenaar who was a two-time Pac-10 All-Academic recipient.

In his second year, Robinson guided Oregon State to a tie for fifth-place in the Pacific-10 Conference, the highest finish for the Beavers since 2004-05. The Beavers finished conference play with an 8-10 record, which tied for their most Pac-10 wins since 1992-93, and made a second consecutive postseason appearance in the College Basketball Invitational.

Robinson's second season also saw Oregon State capture a number of marquee wins, most notable of which were season sweeps of Arizona and Oregon. Oregon State's win at Arizona was its first there since 1983 and the win in Eugene was the first for the Beavers since 1993.

Seth Tarver was honored as the Pac-10 Defensive Player of the Year and Calvin Haynes was named to the All-Pac-10 Second Team after Robinson's second season.

In his first season at Oregon State, Robinson helped lead a remarkable turnaround that culminated in the Beavers capturing the College Basketball Invitational title with a best-of-three series win over UTEP. With the championship, the Beavers captured their first postseason men's basketball title in school history.

Oregon State finished the season with an 18-18 record and the plus-12 win total from the previous year ranked No. 3 in the country. The 18 wins were the most for Oregon State since 1989-90 and earned Robinson the District IX Coach of the Year by the United States Basketball Writers Association.

Along the way, Oregon State won seven Pac-10 games and swept the season series from California and Stanford, marking the first time since the 1989-90 season the Beavers have swept the two schools in the same year. The seven conference wins were the most for the program since 2004-05.

## THE CRAIG ROBINSON FILE

### PERSONAL

Born: April 21, 1962 (Chicago, Ill.)  
 Family: wife - Kelly, sons - Avery and Austin, daughter - Leslie

### EDUCATION

A.B., Sociology, Princeton University, 1983  
 M.B.A., Finance, University of Chicago  
 Graduate School of Business, 1992

### CRAIG ROBINSON'S DIVISION I HEAD COACHING CAREER

YEAR	SCHOOL	OVERALL	CONF.	POST.
2006-07	Brown	11-18	6-8	
2007-08	Brown	19-10	11-3	CBI
2008-09	Oregon State	18-18	7-11	CBI
2009-10	Oregon State	14-18	8-10	CBI
2010-11	Oregon State	11-20	5-13	

<b>OREGON STATE RECORD</b> .....	<b>43-56 (3 Years)</b>
<b>PAC-10 RECORD</b> .....	<b>20-34 (3 Years)</b>
<b>OVERALL RECORD</b> .....	<b>73-84 (5 Years)</b>

### ADDITIONAL COACHING EXPERIENCE

1988-90 -- Illinois Institute of Technology, Assistant Coach  
 1999-2000 -- University of Chicago High School, Head Coach  
 2000-06 -- Northwestern University, Assistant Coach

### HEAD COACH

#### OREGON STATE UNIVERSITY (2008-PRESENT)

- Has won 43 games in his first three seasons (Slats Gill and Ralph Miller each won 46 in their first three years).
- The 43 wins are the most in a three-year span for the Beavers since the 1989-90 to 1991-92 seasons.
- Captured the CBI championship during the 2008-09 season, the first postseason men's basketball title in school history.
- Named District IX Coach of the Year by the United States Basketball Writers Association in 2009.
- In his first year, team improved by 12 wins overall and seven in conference play. The 12-win improvement ranked No. 3 in the nation and was the fifth best in Pac-10 history.
- Led Oregon State to back-to-back postseason tournaments for the first time since the 1988-89 and 1989-90 seasons.
- In 2010, led Oregon State to season sweeps of Arizona and Oregon with its first win against the Wildcats in Tucson since 1983 and first win against the Ducks in Eugene since 1993.
- In 2011, led Oregon State to its first win over a Top 25 team and first win in the Pac-10 Tournament since 2006.

### HEAD COACH

#### BROWN UNIVERSITY, 2006-2008

- Set school record for wins (19) in the 2007-08 season.
- Won more games (30) in his first two years than any other head coach in Brown basketball history.
- Led Brown to its fourth-ever postseason appearance in 2008.
- Named Rhode Island Coach of the Year for 2007-08.
- Posted the highest winning percentage (.645) since 1945.
- Led team to an 11-3 record in Ivy League play, the second-most wins ever in conference play.
- Led team to its first-ever season sweep of Penn and Princeton.
- Named 2007 Ivy League Coach of the Year by BasketballU.com.

The fourth-year coach has also seen success on the recruiting trail as the Beavers have added numerous top-ranked recruits in his first three signing classes. The 2009-10 class signed by Robinson is one of the most decorated in program history and was ranked in the top 25 in the nation by several recruiting services.

Prior to joining Oregon State, Robinson spent two years as the head coach at Brown, leading a revival of the Bears program that he guided to a school-record 19 victories in his final season. In his second year at Brown, Robinson led the Bears to their fourth-ever postseason tournament. Robinson's team posted an 11-3 Ivy League mark, second best in school history, and good for second place in the conference. Robinson won more games (30) in his first two years than any other head coach in Brown basketball history.

Robinson made an immediate impact on the Brown basketball team in his first year at the program and was named Ivy League Men's Basketball Coach of the Year by BasketballU.com. He guided the Bears to an improved 11-18 mark and 6-8 in the Ivy League to finish fifth in the conference. The Bears had a stunning 51-41 victory over Providence College and limited the Friars to 14 second-half points and 18-percent shooting from the floor in the second half (4-of-22) and also held NCAA-bound Michigan State to 45 points, its lowest point total of the season.

Prior to Brown, Robinson worked at Northwestern, where he spent six seasons with the Wildcats under head coach Bill Carmody (former head coach at Princeton). Robinson's relationship with Carmody dates to the 1982-83 season when, as senior captain, he led Princeton to the second round of the NCAA Men's Basketball Tournament, Carmody's first year as an assistant coach with the Tigers.

At Northwestern, Robinson developed and implemented his local, national and international recruiting technology. He was an integral part of Northwestern's dramatic turnaround, helping the Wildcats to the most wins in a four-year period in school history at the time with 57 victories from the 2001-2002 to the 2004-2005 seasons. Robinson also helped Northwestern finish ninth in the nation in scoring defense (58.8 points per game) in 2005-2006.

A 1983 graduate of Princeton with an AB (Arts of a Bachelor degree) in Sociology, Robinson is considered one of the top players in Ivy League history. He ranks fourth on Princeton's all-time scoring list with 1,441 points and led the Ivy League in field goal percentage in 1982 (.577) and 1983 (.642).

Robinson was also the league's first two-time honoree as Ivy League Player of the Year, sharing the honor in 1982 before winning it outright in 1983. He played under legendary Princeton coach Pete Carrill, leading the Tigers to two NCAA Men's Basketball Tournament appearances during his tenure (1981 and 1983). His 16 rebounds in a NCAA tournament win over Oklahoma State in 1983 ranks fifth in the Ivy League record book for NCAA games.

After graduating from Princeton with a degree in sociology, Robinson was drafted by the Philadelphia 76ers in the fourth round of the 1983 NBA draft. He played two seasons with the Manchester (England) Giants of the European Basketball League. He also served as the assistant to the general manager and public relations officer for Manchester.

Robinson began his coaching career as an assistant coach at the Illinois Institute of Technology from 1988-90. He was responsible for offense implementation, game strategy, recruiting and advance scouting. He was also the head coach at the University of Chicago High School in 1999-2000.

Robinson, who also has a MBA in Finance from the University of Chicago Graduate School of Business (1992), took a hiatus from coaching and went into private business in 1990. He was Vice President for Continental Bank from 1990-92, Vice President for Morgan Stanley Dean Witter from 1992-99 and then Managing Director for Loop Capital Markets before he made his move to Northwestern.

Robinson and his wife, Kelly, have two sons, Avery and Austin, and a daughter, Leslie.

## CRAIG ROBINSON vs. ALL OPPONENTS

Arizona .....	3-4
Arizona State .....	1-5
California.....	3-2
Colorado.....	1-1
Oregon.....	3-4
Stanford .....	5-4
UCLA.....	0-6
USC .....	4-2
Utah .....	0-0
Washington.....	1-6
Washington State.....	2-4
Albany.....	0-1
American University.....	1-0
Army .....	1-1
Baylor .....	0-1
Boston .....	0-1
Cal State Bakersfield.....	2-0
Central Michigan .....	0-1
Charlotte .....	1-0
Columbia.....	3-1
Cornell.....	0-4
Dartmouth .....	3-1
Eastern Michigan .....	1-0
Fresno State.....	2-0
George Washington .....	1-1
Hartford.....	2-0
Harvard.....	3-1
Houston .....	1-0
Howard.....	2-1
Illinois-Chicago .....	1-1
Iowa State .....	0-1
Michigan .....	0-1
Michigan State.....	0-1
Mississippi Valley State.....	1-0
Montana .....	0-1
Montana State .....	0-1
Navy .....	0-1
Nebraska.....	1-1
Nevada .....	0-1
New Hampshire.....	1-0
Northwestern .....	1-1
Notre Dame .....	0-1
Ohio.....	0-1
Pennsylvania .....	2-2
Princeton .....	4-0
Providence.....	1-1
Quinnipiac.....	2-0
Rhode Island .....	0-2
Sacramento State .....	0-1
Seattle .....	1-2
Seattle Pacific.....	1-0
South Dakota.....	1-0
Southern Methodist .....	0-1
Texas A&M-Corpus Christi .....	0-2
Texas-Pan American.....	1-0
Texas Southern .....	0-1
Texas Tech.....	0-1
UC Davis.....	1-1
UT-Arlington .....	1-0
UTEP .....	2-1
Utah Valley .....	0-1
Vermont .....	1-0
Wagner.....	1-1
Western Illinois.....	1-0
Yale .....	2-3
<b>OVERALL RECORD .....</b>	<b>73-84</b>



## **DOUG STEWART**

### **Associate Head Coach 4th Year Brown, 1994**

Doug Stewart enters his fourth year with the Oregon State men's basketball program as associate head coach.

In his first three seasons at Oregon State, Stewart has helped lead a remarkable turnaround that has

seen the Beavers win 43 games, the most since OSU won 51 contests from 1990 to 1992, with a versatile defense and an offense that has improved each season.

In the third year as the associate head coach, Stewart helped lead the Beavers to their first win over a Top 25 team since 2006 and its first win in the Pac-10 Tournament since that same year. Oregon State also had its second-ever player make the Pac-10 All-Tournament Team and finished fifth in the nation in steals at 9.45 per game, the most for a Beavers team since 1990.

During his second season, Stewart helped lead Oregon State to a tie for fifth-place in the Pacific-10 Conference, the highest finish for the Beavers since 2004-05. The defense ranked among the nation's leaders in points allowed (61.1, No. 28), three-point percentage defense (30.8 percent, No. 33) and steals per game (8.1, No. 37).

In his first year at Oregon State, Stewart helped lead one of the most-improved teams in the nation as the Beavers captured the College Basketball Invitational championship for the first postseason men's basketball title in school history. Oregon State won 12 more games than the previous season and the turnaround ranked No. 3 in the nation and was the fifth biggest turnaround in Pac-10 history.

Under Stewart's guidance, Oregon State has brought in three highly-decorated recruiting classes. The 2009 class was ranked 10th in the nation by hoopscooponline.com and 21st in the nation by Rivals.com, while the 2010 class was ranked 28th in the nation by hoopscooponline.com. The 2011 class includes one of the top-ranked power forwards in the country and a versatile combo guard.

Prior to joining Oregon State, Stewart spent two years as an assistant coach at Brown. While at Brown, he helped lead a turnaround that saw the Bears record a school-record 19 victories in 2007-08 and earn their fourth-ever post-season tournament berth, competing in the inaugural College Basketball Invitational. Brown posted an 11-3 Ivy League mark, second best in school history, and finished second place in the conference standings.

In his first season at Brown, Stewart helped lead Brown to an improved 11-18 mark, including a win over Providence. In addition, the Bears held Michigan State to 45 points, its lowest point total of the season.

During his time in the position, Stewart served as the recruiting coordinator and supervised strength, conditioning and academic performance and assisted with all other aspects of coaching and player development.

Prior to Brown, Stewart was the head coach at Casper College, a Division I Junior College in Casper, Wyo., for two years after serving as the top assistant coach at Casper during the 2003-2004 season. As an assistant coach, Casper captured the central sub-regional title. As head coach, his team came within one game of winning the regional title each season.

At Casper, he was responsible for all aspects of the program, including national and international recruiting, practices, scouting reports, working with the community and booster clubs and handling all budgetary responsibilities.

Stewart was an assistant coach at Columbia University for the 2002-2003 season where he developed post players, administered the strength and conditioning program, coordinated school, home and campus visits, recruited on a national basis and developed practice plans.

He also worked as the top assistant coach at Washington and Lee University in 2002 and was a player/coach and organizational representative for the Washington Generals from 1994-1999.

Stewart was a four-year letter-winner and team captain at Brown, graduating in 1994 with a bachelor's degree in economics. He was the recipient of the 1994 Thomas Hoagland Award, presented annually to the member of the varsity team who exemplifies true unselfishness through commitment and hard work, both on the court and in the community.

A native of Haddonfield, N.J., he was inducted into the Haddonfield Memorial High School Hall of Fame in 2009.

Stewart and his wife, Lindsay, have two sons, Sullivan and Griffin.

### **THE DOUG STEWART FILE**

#### **PERSONAL**

Born: Nov. 13, 1970 (Canton, N.J.)

Family: wife - Lindsay; sons - Sullivan and Griffin

#### **EDUCATION**

B.S., Brown University, Economics, 1994

Alternate Route Certification, English

#### **COACHING EXPERIENCE**

1994-99 -- Washington Generals, Player/Coach

2001-02 -- Washington and Lee University, Assistant Coach

2002-03 -- Columbia University, Assistant Coach

2003-04 -- Casper College, Assistant Coach

2004-06 -- Casper College, Head Coach

2006-08 -- Brown University, Assistant Coach

2008-present -- Oregon State, Associate Head Coach

#### **PLAYING EXPERIENCE**

1991-94 -- Brown University



## NATE POMEDAY

### Assistant Coach 4th Year Northwestern, 1999

Nate Pomeday enters his fourth year as an assistant coach with the Oregon State men's basketball program.

In his first three seasons at Oregon State, Pomeday has helped lead the Beavers to their most wins

since the 1990 to 1992 seasons, two postseason tournament berths and three nationally-ranked recruiting classes.

At Oregon State, Pomeday assists in all aspects of the program, including national and international recruiting, scouting reports, game plans, practices and working with community and booster clubs.

Prior to joining Oregon State, Pomeday served as an assistant coach at Lake Forest (Ill.) Academy. In three seasons at Lake Forest Academy, Pomeday helped lead the squad to three straight Independent School League titles. Under his guidance, where he specialized in skill development for junior varsity and varsity basketball players, several members of the program went on to receive Division I men's basketball scholarships.

Prior to arriving at Lake Forest, Pomeday served as the head coach at Calumet College (Ind.) of St. Joseph, where he was the head coach for four seasons. When he was named the head coach for the start-up NAIA Division II program in August 2000, Pomeday was the youngest men's head basketball coach in the nation.

While at Calumet College of St. Joseph, Pomeday produced an increase in wins each year and brought the program to the upper echelon of the Chicagoland Collegiate Athletic Conference. During his four seasons, several players were named CCAC all-conference and one earned NAIA Div. II All-America honors.

His additional coaching experience includes working with Full Package Athletics, Inc., where Pomeday served as the Director of Basketball Operations for two years and served as the head coach for the Under-17 AAU team.

Pomeday attended Northwestern University where he was a standout guard for the Wildcats for four seasons and received his bachelor's degree in communications and master's degree in sports administration. In addition, he spent four seasons as the color commentator for the men's basketball program on WGN Radio.

Pomeday and his wife, Heidi, live in Corvallis and have a daughter, Everley.

### THE NATE POMEDAY FILE

#### PERSONAL

Born: Oct. 13, 1976 (Port Washington, Wis.)

Family: wife - Heidi; daughter - Everley

#### EDUCATION

B.S., Northwestern University, Communications, 1999

M.S., Northwestern University, Sports Administration, 2009

#### COACHING EXPERIENCE

2000-04 -- Calumet College (Ind.) of St. Joseph, Head Coach

2004-06 -- Full Package Athletics, Director of Basketball Operations

2006-08 -- Lake Forest (Ill.) Academy, Assistant Coach

2008-present -- Oregon State, Assistant Coach

#### PLAYING EXPERIENCE

1996-99 -- Northwestern University



## DAVID GRACE

### Assistant Coach 4th Year Park, 2003

David Grace enters his fourth year as an assistant coach with the Oregon State men's basketball program. He was selected this summer to attend the prestigious Villa 7 Center for Sports Leadership Conference at Virginia Commonwealth University in Richmond, Virginia

with an elite group of D1 assistant basketball coaches, 54 ADs, and 12 Conference Commissioners.

In his first three seasons at Oregon State, Grace has helped lead the Beavers to their most wins since the 1990 to 1992 seasons and two trips to the post-season College Basketball Invitational, including a 5-1 run in the tournament in 2008-09 that gave the Beavers the national tournament championship.

Last year with a young team they had signature wins over Elite Eight team Arizona, Pac 10 Conference Champion Washington, and USC who also made the NCAA tournament. They begin this year with their strongest team yet returning four starters, a strong bench, and two key players who missed last season due to injury.

Grace, who assists in all aspects of the Oregon State program under Coach Robinson's guidance, has been instrumental in bringing three nationally-ranked recruiting classes to Corvallis by relentlessly recruiting coast to coast and year round.

Prior to Oregon State, Grace, a decorated military veteran who served in Operation Desert Storm, rose quickly through the high school and college coaching ranks, becoming known for his tireless work ethic and inspirational leadership. He developed an intimate knowledge of the game forged over 30 years of working in all aspects of the sport after playing, coaching, and refereeing basketball games across America and on three continents.

He served as the top assistant coach at the University of San Francisco with responsibilities as head recruiting coordinator where he first recruited Jared Cunningham out of Oakland, Calif., head of scouting, academic coordinator, and assisted with fundraising.

He broke into the D1 college ranks as an assistant coach at Sacramento State University where he assisted in all aspects of the program and recruited 2006-07 Big Sky Freshman of the Year Vinnie McGhee from Oakland's McClymonds High School.

Prior to moving up to the college level Grace became a high school head coach after taking an early retirement from the military after 20 years of active duty service in the US Air Force to dedicate his career to coaching basketball and teaching.

During the 2004-05 season, Grace was hired as a business teacher and head coach at South Mountain High School in Phoenix, Ariz., where he led the Jaguars to a 5A Division II state championship in his second year with a 29-4 record.

He was honored as the 2005-06 ArizonaVarsity.com and Arizona Informant 5A Coach of the Year after turning around a struggling program that had won four games the season before he arrived. Several players from his program moved on to play college basketball and several coaches he mentored during that time became head high school coaches including two who went on to win their own state high school championships.

Prior to becoming a Head Coach Grace volunteered his time for several years as a high school and club coach while being stationed at Luke Air Force Base in Phoenix, Ariz. He started in the high school ranks at Phoenix Trevor Browne as an assistant coach. Their team reached the State Semi-Finals in 2003 and was ranked among the top 40 schools in the nation by The Sporting News prior to the 2003-04 season with several players advancing to D1 programs.

He started coaching basketball with Boo Williams' AAU program in Hampton, Virginia (Nike). He also co-founded the Arizona Magic AAU program. His top team finished eighth out of 337 teams in the Reebok Big Time Classic in Las Vegas, Nev., which was the best in the history of any AAU team from the state of Arizona.

Grace, who grew up in Aberdeen, Maryland, has a B.S. in Management and Human Resources from Park University, and degrees in Logistics and Social Services from the Air Force. He and his wife, Crystal, have five grown children, Troy, Terrell, Tierra, David II and Aubrey, as well as Andre who is a high school sophomore. His father Gerald was a high school basketball referee in Maryland for 35 years.

#### THE DAVID GRACE FILE

##### PERSONAL

Born: Jan. 12, 1965 (Havre De Grace, Md.)

Family: wife - Crystal; sons - Troy, Terrell, David II and Andre; daughters - Tierra and Aubrey

##### EDUCATION

B.S., Park University, Management and Human Resources, 2003

##### COACHING EXPERIENCE

2000-03 -- Trevor Browne High School (Ariz.), Assistant Coach

2004-06 -- South Mountain High School (Ariz.), Head Coach

2006-07 -- Sacramento State, Assistant Coach

2007-08 -- University of San Francisco, Lead Assistant Coach

2008-present -- Oregon State, Assistant Coach



## **JAIMEE KIRKPATRICK** Operations Manager

Jaimee Kirkpatrick is entering her fifth season as Operations Manager for the Oregon State men's basketball program. As part of her duties, Kirkpatrick assists in all facets of the program, including team travel, budget management, Oregon State camps, fundraising and on-campus recruiting.

A graduate of Oregon State, Kirkpatrick joined the men's basketball program after earning several honors as a student. While a student at Oregon State, she served as Memorial Union President for the 2006-2007 year and was a scholarship Naval ROTC student throughout college.

In addition, she sat on the Undergraduate Senate, served as Veteran's Affairs Chairperson and director for the Memorial Union Program Council.

Among her many awards and honors, Kirkpatrick has completed the Leadership Corvallis Program and was named one of the 25 most influential undergraduates at Oregon State. She also just finished a two-year stint on the board for both the Leadership Corvallis Program and the Young Professionals of Corvallis group.

Kirkpatrick graduated from Oregon State with a bachelor's degree in political science and naval science in June 2007.

Kirkpatrick and her husband, Ryan, reside in Salem and have a newborn son, Rhys.



## **TOM FREGOSO** Athletic Trainer

Tom Fregoso is in his ninth year as an athletic trainer at Oregon State University and his sixth season working with the men's basketball team.

As part of his duties, he is in charge of all care and treatment of the men's basketball team and oversees the graduate assistant athletic trainers working with the men's and women's soccer teams.

Before he took the position at Oregon State, Fregoso served as the Head of Athletic Training at the University of Portland from 1984 to 2003 and as an Assistant Athletic Trainer working with the football program at the University of Utah.

He also currently serves a Staff Athletic Trainer for the United States Soccer Federation and is a member of the National Athletic Trainers Association (NATA).

Fregoso received his Bachelor's Degree in Athletic Training from Utah in 1981 and earned his Master's in Sports Psychology from Portland in 1991.

Fregoso and his wife, Susie, have two sons, Matt and Jake.



## **ARDELL BAILEY** Academic Counselor

Ardell Bailey is in his seventh year at Oregon State and is in his second year working with the men's basketball team as an academic counselor.

In his role, he handles all aspects of academic support, including facilitating study plans and tutor sessions, working with student-athletes in tracking progress towards degrees and monitoring student-athlete eligibility.

A native of Salem, Ore., Bailey began his collegiate career at Oregon State from 1994-96 before transferring to Willamette University. He graduated from Willamette with a bachelor of science degree in sociology in 1999.



## **SHAWN SCHOEFFLER** Athletic Communications

Shawn Schoeffler is in his second year as Assistant Director, Athletic Communications and is the primary contact for men's basketball and men's and women's golf.

Schoeffler worked at the Fiesta Bowl for more than 16 years where he handled all publicity efforts for the year-round festival of 40 events in his role as Vice President of Media Relations. He was in charge of all media operations for the Tostitos Fiesta Bowl and Insight Bowl and handled all media efforts for four national championship games (1996, 1999, 2003 and 2007).

Prior to the Fiesta Bowl, Schoeffler worked as a public relations intern with the Pacific-10 Conference where he assisted with the media operations for the 1992 Rose Bowl. He also served as game day media relations assistant for the Golden State Warriors.

He received a B.S. in technical journalism from Oregon State University where he worked in the sports information department and was sports editor of the Daily Barometer. He also worked for the Albany Democrat-Herald and Corvallis Gazette-Times during his time as a student.

Schoeffler and his wife, Stephanie, an Oregon State alumna, have a daughter, Sara, and a son, Luke.



## **TIM RABAS** Strength & Conditioning Coach

Tim Rabas is in his sixth year as strength and conditioning coach at Oregon State University and his first season working with the men's basketball team. He also works with the Beavers football, baseball, wrestling and swimming teams.

Prior to coming to Corvallis, Rabas worked at Northern Illinois from 2004-06, serving as the strength coach with football, baseball, track and field and softball teams. From 2003-04, Rabas worked with football, basketball, track and field and volleyball at The Citadel, while working on a masters degree in exercise and sports science.

He interned with the NBA's Chicago Bulls from 2002-03 after graduating from Wisconsin-Stevens Point with a bachelor of science in health promotion and wellness with a minor in nutrition. While at Wisconsin-Stevens Point, Rabas was a four-year letterwinner in football.

A native of Green Bay, Wis., Rabas is a member of USA Weightlifting and the National Strength Coaches Association (NSCA). He is competitive in Olympic weightlifting and is currently ranked in the top 20 overall among males in the USA.



**Jake Bertalotto**  
Student Manager



**Kelli Burkholder**  
Student Athletic  
Trainer



**Jack Hollowell**  
Student Manager



**Brett Martin**  
Student Manager



**Ravi Patel**  
Student Manager

# 2010-11 MEN'S BASKETBALL RESULTS

<u>RECORD</u>	<u>OVERALL</u>	<u>HOME</u>	<u>AWAY</u>	<u>NEUTRAL</u>
ALL GAMES	11-20	9-7	1-12	1-1
CONFERENCE	5-13	5-4	0-9	0-0
NON-CONFERENCE	6-7	4-3	1-3	1-1

<u>DATE</u>	<u>TIME</u>	<u>OPPONENT</u>	<u>SCORE</u>	<u>ATTEND</u>	<u>HIGH POINTS</u>	<u>HIGH REBOUNDS</u>
11/14/10	1:30 PM	UT-ARLINGTON	W 71-56	2614	(15) Omari Johnson	(7) Joe Burton
11/17/10	7:00 PM	at Seattle	80-83 L	4526	(19) Jared Cunningham	(13) Omari Johnson
11/21/10	4:30 PM	TEXAS SOUTHERN	60-66 L	5436	(13) Omari Johnson (13) Calvin Haynes	(6) Omari Johnson (6) Joe Burton
11/24/10	7:00 PM	CHARLOTTE	W 83-70	3683	(27) Calvin Haynes	(12) Omari Johnson
11/27/10	4:00 PM	at Howard	W 84-74	1827	(17) Omari Johnson	(8) Omari Johnson
12/1/10	7:00 PM	UTAH VALLEY	68-70 L	3514	(15) Calvin Haynes	(9) Joe Burton
12/4/10	8:00 PM	at Colorado	57-83 L	6363	(16) Jared Cunningham	(8) Omari Johnson
12/12/10	1:30 PM	TEXAS-PAN AMERICAN	W 89-69	3607	(18) Omari Johnson	(4) Omari Johnson (4) Chris Brown (4) Devon Collier
12/15/10	7:00 PM	at Montana	66-71 L	4378	(13) Angus Brandt (13) Roberto Nelson	(5) Joe Burton (5) Omari Johnson (5) Calvin Haynes
12/18/10	4:30 PM	GEORGE WASHINGTON	79-87 L	4018	(21) Jared Cunningham	(6) Omari Johnson
12/22/10	7:00 PM	ILLINOIS-CHICAGO	W 74-54	3881	(22) Jared Cunningham	(7) Omari Johnson (7) Devon Collier
12/30/10	7:30 PM	* ARIZONA STATE	W 80-58	4574	(17) Joe Burton	(9) Joe Burton
1/2/11	7:00 PM	* ARIZONA	W 76-75	5218	(18) Calvin Haynes	(7) Omari Johnson
1/6/11	7:00 PM	* at Washington State	70-84 L	5849	(18) Jared Cunningham	(8) Jared Cunningham
1/8/11	3:30 PM	* at Washington (#23)	72-103 L	9671	(21) Jared Cunningham	(6) Devon Collier (6) Kevin McShane
1/13/11	5:30 PM	* UCLA	57-62 L	6857	(13) Roberto Nelson	(5) Omari Johnson (5) Calvin Haynes
1/15/11	7:30 PM	* USC	W 80-76	7257	(24) Jared Cunningham	(11) Omari Johnson
1/22/11	3:00 PM	* OREGON	59-63 L	9836	(15) Lathen Wallace	(7) Joe Burton
1/27/11	8:00 PM	* at California	57-85 L	6996	(15) Jared Cunningham	(6) Devon Collier (6) Calvin Haynes
1/29/11	7:00 PM	* at Stanford	56-70 L	5442	(17) Ahmad Starks	(7) Omari Johnson (7) Joe Burton
2/3/11	6:00 PM	* WASHINGTON (#20)	W 68-56	5783	(19) Jared Cunningham	(11) Omari Johnson
2/5/11	5:00 PM	* WASHINGTON STATE	55-61 L	7376	(16) Devon Collier	(10) Devon Collier
2/10/11	8:00 PM	* at USC	56-67 L	3853	(11) Jared Cunningham	(10) Omari Johnson
2/12/11	1:00 PM	* at UCLA	61-69 L	8534	(14) Jared Cunningham	(7) Devon Collier
2/19/11	1:00 PM	* at Oregon	63-82 L	12369	(17) Lathen Wallace	(8) Joe Burton
2/24/11	6:00 PM	* STANFORD	W 87-80	4696	(21) Jared Cunningham	(9) Devon Collier
2/26/11	3:00 PM	* CALIFORNIA	76-87 L	6741	(18) Ahmad Starks	(8) Omari Johnson
3/3/11	7:00 PM	* at Arizona (#18)	59-70 L	14588	(12) Devon Collier	(8) Omari Johnson (8) Devon Collier
3/5/11	2:00 PM	* at Arizona State	66-80 L	5114	(34) Roberto Nelson	(11) Omari Johnson
3/9/11	6:00 PM	vs. Stanford	W 69-67	7814	(24) Jared Cunningham	(14) Joe Burton
3/10/11	2:30 PM	vs. Arizona (#16)	69-78 L	10782	(23) Jared Cunningham	(7) Devon Collier

<u>ATTENDANCE SUMMARY</u>	<u>GAMES</u>	<u>TOTALS</u>	<u>AVG/GAME</u>
HOME	16	85091	5318
AWAY	13	89510	6885
NEUTRAL	2	18596	9298
<b>TOTAL</b>	<b>31</b>	<b>193197</b>	<b>6232</b>



## 2010-11 MEN'S BASKETBALL OVERALL STATISTICS

NO	Player	GP	GS	Min	TOTAL			3-PTS			REBOUNDS											Pts	Avg			
					Avg	FG	FGA	Pct	3FG	FGA	Pct	FT	FTA	Pct	Off	Def	Tot	Avg	PF	FO	A			TO	Blk	Stl
1	Cunningham, Jared	30	29	877	29.2	117	268	.437	27	75	.360	166	213	.779	32	60	92	3.1	79	2	63	74	6	85	427	14.2
22	Haynes, Calvin	29	14	679	23.4	87	214	.407	18	68	.265	77	98	.786	22	69	91	3.1	44	0	62	65	3	34	269	9.3
3	Starks, Ahmad	30	11	660	22.0	84	236	.356	42	130	.323	24	28	.857	6	22	28	0.9	43	0	46	37	0	18	234	7.8
55	Nelson, Roberto	24	6	418	17.4	57	149	.383	20	63	.317	45	53	.849	16	27	43	1.8	61	1	35	46	2	14	179	7.5
24	Johnson, Omari	31	27	828	26.7	90	196	.459	16	67	.239	27	52	.519	58	135	193	6.2	43	0	32	46	9	26	223	7.2
11	Burton, Joe	30	16	774	25.8	87	182	.478	0	1	.000	35	71	.493	44	124	168	5.6	86	3	73	75	9	36	209	7.0
44	Collier, Devon	30	24	596	19.9	74	128	.578	0	0	.000	61	108	.565	58	74	132	4.4	35	0	22	36	23	27	209	7.0
34	Wallace, Lathen	29	4	479	16.5	61	160	.381	27	91	.297	51	71	.718	16	42	58	2.0	41	0	13	25	1	22	200	6.9
12	Brandt, Angus	29	21	464	16.0	56	136	.412	9	27	.333	18	34	.529	31	42	73	2.5	79	2	17	32	8	15	139	4.8
0	McShane, Kevin	31	3	291	9.4	13	22	.591	0	1	.000	3	7	.429	21	29	50	1.6	41	1	8	16	3	10	29	0.9
4	Brown, Chris	15	0	38	2.5	5	16	.313	0	0	.000	2	7	.286	4	7	11	0.7	8	0	0	4	0	0	12	0.8
30	Deane, Daniel	13	0	39	3.0	3	10	.300	0	1	.000	4	7	.571	8	12	20	1.5	6	0	2	8	1	2	10	0.8
41	Jones, Daniel	8	0	15	1.9	2	5	.400	1	2	.500	0	0	.000	1	0	1	0.1	1	0	0	0	0	0	5	0.6
15	Moreland, Eric	4	0	12	3.0	1	3	.333	0	0	.000	0	3	.000	4	1	5	1.3	1	0	1	0	3	2	2	0.5
13	Murphy, Rhys	4	0	30	7.5	0	2	.000	0	1	.000	0	1	.000	0	2	2	0.5	6	0	0	2	0	2	0	0.0
<b>TEAM.....</b>																										
<b>Total.....</b>		31				737	1727	.427	160	527	.304	513	753	.681	381	683	1064	34.3	575	9	374	472	68	293	2147	69.3
<b>Opponents.....</b>		31				783	1698	.461	262	701	.374	428	633	.676	336	735	1071	34.5	601	13	468	504	113	192	2256	72.8

SCORE BY PERIODS:	1st	2nd	Total
Oregon State	991	1156	2147
Opponents	1052	1204	2256

## 2010-11 MEN'S BASKETBALL PAC-10 CONFERENCE STATISTICS

NO	Player	GP	GS	Min	TOTAL			3-PTS			REBOUNDS											Pts	Avg			
					Avg	FG	FGA	Pct	3FG	FGA	Pct	FT	FTA	Pct	Off	Def	Tot	Avg	PF	FO	A			TO	Blk	Stl
1	Cunningham, Jared	17	17	488	28.7	58	149	.389	14	42	.333	103	129	.798	16	38	54	3.2	47	1	36	41	1	43	233	13.7
22	Haynes, Calvin	17	6	377	22.2	48	127	.378	10	37	.270	40	49	.816	12	42	54	3.2	24	0	31	37	2	19	146	8.6
55	Nelson, Roberto	18	4	306	17.0	44	115	.383	17	51	.333	36	42	.857	13	17	30	1.7	42	0	30	36	2	12	141	7.8
44	Collier, Devon	17	17	406	23.9	49	87	.563	0	0	.000	35	67	.522	41	50	91	5.4	28	0	17	24	16	19	133	7.8
3	Starks, Ahmad	17	8	370	21.8	45	135	.333	18	69	.261	8	10	.800	5	15	20	1.2	24	0	26	22	0	10	116	6.8
11	Burton, Joe	17	4	423	24.9	47	100	.470	0	0	.000	17	36	.472	24	67	91	5.4	44	1	29	44	4	16	111	6.5
24	Johnson, Omari	18	14	463	25.7	42	94	.447	4	30	.133	15	32	.469	29	78	107	5.9	25	0	18	25	7	6	103	5.7
34	Wallace, Lathen	17	1	237	13.9	29	81	.358	17	45	.378	22	32	.688	8	19	27	1.6	19	0	6	7	1	5	97	5.7
12	Brandt, Angus	18	17	319	17.7	35	89	.393	3	14	.214	10	21	.476	25	24	49	2.7	53	2	10	26	5	11	83	4.6
30	Deane, Daniel	6	0	19	3.2	3	5	.600	0	1	.000	1	1	1.000	3	6	9	1.5	3	0	2	3	1	1	7	1.2
0	McShane, Kevin	18	2	161	8.9	9	12	.750	0	1	.000	1	3	.333	15	11	26	1.4	24	1	4	9	2	5	19	1.1
41	Jones, Daniel	4	0	9	2.3	1	3	.333	1	1	1.000	0	0	.000	0	0	0	0.0	1	0	0	0	0	0	3	0.8
4	Brown, Chris	9	0	22	2.4	3	7	.429	0	0	.000	0	3	.000	0	2	2	0.2	5	0	0	2	0	0	6	0.7
<b>TEAM.....</b>																										
<b>Total.....</b>		18				413	1004	.411	84	291	.289	288	425	.678	233	392	625	34.7	340	5	209	280	41	147	1198	66.6
<b>Opponents.....</b>		18				464	969	.479	146	404	.361	254	379	.670	172	423	595	33.1	342	7	284	268	81	112	1328	73.8

SCORE BY PERIODS:	1st	2nd	Total
Oregon State	535	663	1198
Opponents	630	698	1328

# 2010-11 MISCELLANEOUS STATISTICS

## OREGON STATE'S RECORD WHEN...

Scoring First.....	7-10
Opponent Scores First.....	4-10
Leading at Halftime.....	7-3
Trailing at Halftime.....	2-16
Tied at Halftime.....	2-1
Leading with 5 Minutes to Play.....	10-1
Tied with 5 Minutes to Play.....	0-0
Trailing with 5 Minutes to Play.....	1-19
Game Decided by 1-5 Points.....	3-5
Game Decided by 6-9 Points.....	1-5
Game Decided by 10+ Points.....	7-10
Scoring 100 or More Points.....	0-0
Scoring 90-99 Points.....	0-0
Scoring 80-89 Points.....	6-1
Scoring 70-79 Points.....	3-4
Scoring 60-69 Points.....	2-7
Scoring 50-59 Points.....	0-8
Scoring 49 or Fewer Points.....	0-0
Opp. Scoring 100 or More Points.....	0-1
Opp. Scoring 90-99 Points.....	0-0
Opp. Scoring 80-89 Points.....	1-8
Opp. Scoring 70-79 Points.....	4-5
Opp. Scoring 60-69 Points.....	2-6
Opp. Scoring 50-59 Points.....	4-0
Opp. 49 or Fewer Points.....	0-0
50%-plus FG Pct.....	5-2
40-49% FG Pct.....	5-9
39.9%-minus FG Pct.....	1-9
Opp. 50%-plus FG Pct.....	2-9
Opp. 40-49% FG Pct.....	3-10
Opp. 39.9%-minus FG Pct.....	6-1

Better FG% than Opponent.....	9-4
FG% is Equal.....	0-0
Opponent Has Better FG%.....	2-16
80%-plus FT Pct.....	1-4
70-79% FT Pct.....	4-4
69%-minus FT Pct.....	6-12
Better FT% than Opponent.....	6-7
FT% is Equal.....	0-0
Opponent Has Better FT%.....	5-13
Outrebounding Opponent.....	7-8
Rebounds are Equal.....	0-1
Outrebounded by Opponent.....	4-11
Fewer Turnovers than Opponent.....	6-10
Turnovers are Equal.....	0-1
More Turnovers than Opponent.....	5-9
5 Beavers in Double-Figures.....	1-1
4 Beavers in Double-Figures.....	8-3
3 Beavers in Double-Figures.....	1-5
2 Beavers in Double-Figures.....	1-7
1 Beaver in Double-Figures.....	0-4
Oregon State Bench Scores More.....	10-12
Bench Scoring is Equal.....	0-1
Opponent Bench Scores More.....	1-7
Wearing Black.....	1-5
Wearing Orange.....	1-9
Wearing White.....	9-5
Wearing Turquoise.....	0-1
Biggest Deficit in Win.....	13 vs. Stanford (2/24/11)
Biggest Lead in Loss.....	14 vs. California (2/26/11)

## OREGON STATE BY THE NUMBERS

DOUBLE-DOUBLES	2010-11	CAREER
Omari Johnson	4	5
Daniel Deane	-	2
Devon Collier	1	1
Joe Burton	-	1

DOUBLE-FIGURE POINTS	2010-11	CAREER
Calvin Haynes	10	55
Lathen Wallace	10	39
Jared Cunningham	22	30
Omari Johnson	10	30
Joe Burton	7	13
Ahmad Starks	12	12
Roberto Nelson	9	9
Devon Collier	8	8
Daniel Deane	-	8
Angus Brandt	3	3

20-PLUS POINTS GAMES	2010-11	CAREER
Jared Cunningham	7	9
Calvin Haynes	1	9
Roberto Nelson	1	1

30-PLUS POINTS GAMES	2010-11	CAREER
Roberto Nelson	1	1

DOUBLE-FIGURE REBOUNDS	2010-11	CAREER
Omari Johnson	6	8
Daniel Deane	-	3
Joe Burton	1	2
Devon Collier	1	1

## OREGON STATE SUPERLATIVES

Points.....	34, Roberto Nelson at Arizona State
Field Goals Made.....	9, Jared Cunningham vs. Arizona
Field Goal Att.....	16, Jared Cunningham at Washington State
3-Point FG Made.....	4, Ahmad Starks vs. Arizona
	4, Roberto Nelson at Arizona State
	4, Ahmad Starks vs. California
	4, Lathen Wallace at Oregon
	4, Ahmad Starks vs. Illinois-Chicago
3-Point FG Att.....	9, Ahmad Starks vs. Arizona
	9, Ahmad Starks vs. California
Free Throws Made.....	15, Jared Cunningham vs. Stanford
	15, Jared Cunningham vs. George Washington
Free Throw Att.....	20, Jared Cunningham vs. Stanford
Rebounds.....	14, Joe Burton vs. Stanford
Assists.....	7, Joe Burton vs. Charlotte
Steals.....	7, Jared Cunningham vs. Charlotte
Blocked Shots.....	4, Devon Collier vs. Washington State
Minutes.....	40, Kevin McShane at Arizona State
	40, Omari Johnson at Arizona State
	40, Roberto Nelson at Arizona State

# 2010-11 MISCELLANEOUS STATISTICS

## OREGON STATE HIGHS/LOWS

Most Points .....	89 vs. Texas-Pan American (12/12/10)
Fewest Points .....	55 vs. Washington State (2/5/11)
Most 1st Half Points .....	44 vs. Charlotte (11/24/10) and vs. California (2/26/11)
Fewest 1st Half Points .....	18 at Colorado (12/4/10)
Most 2nd Half Points .....	52 at Howard (11/27/10) and vs. Stanford (2/24/11)
Fewest 2nd Half Points .....	24 vs. Texas Southern (11/21/10)
Best FG Pct. ....	61.5% (32-52) vs. Stanford (2/24/11)
Worst FG Pct. ....	30.5% (18-59) at Stanford (1/29/11)
Most 3-Pt. FGs Made.....	9 vs. Stanford (2/24/11) and vs. California (2/26/11)
Most 3-Pt. FGs Attempted.....	28 vs. UT-Arlington (11/14/10)
Best 3-Pt. FG Pct. ....	47.4% vs. Stanford (2/24/11)
Worst 3-Pt. FG Pct.....	9.1% (1-11) at USC (2/10/11)
Most Free Throws Made .....	33 vs. George Washington (12/18/10)
Most Free Throws Attempted .....	39 vs. USC (1/15/11)
Best Free Throw Pct.....	91.7% (33-36) vs. George Washington (12/18/10)
Worst Free Throw Pct.....	37.5% (6-16) vs. Arizona (3/10/11)
Most Rebounds.....	47 vs. Washington (2/3/11)
Fewest Rebounds.....	27 vs. Stanford (2/24/11)
Best Rebound Margin.....	+17 vs. Arizona State (12/30/10)
Worst Rebound Margin.....	-16 vs. Utah Valley (12/1/10)
Most Assists .....	22 at Howard (11/27/10)
Fewest Assists .....	4 at Montana (12/15/10)
Most Turnovers.....	22 at Arizona (3/3/11)
Fewest Turnovers .....	6 vs. Illinois-Chicago (12/22/10)
Best Turnover Margin.....	+13 vs. UT-Arlington (11/14/10)
Worst Turnover Margin .....	-14 at Arizona (3/3/11)
Most Blocked Shots.....	6 vs. Washington State (2/5/11)
Most Steals.....	17 at Seattle (11/17/10)

## OPPONENT HIGHS/LOWS

Most Points .....	103 by Washington (1/8/11)
Fewest Points .....	54 by Illinois-Chicago (12/22/10)
Most 1st Half Pts.....	43 by Seattle (11/17/10)
Fewest 1st Half Pts.....	18 by Stanford (3/9/11)
Most 2nd Half Pts.....	63 by Washington (1/8/11)
Fewest 2nd Half Pts .....	21 by UT-Arlington (11/14/10)
Best FG Pct. ....	63.0% (29-46) by California (2/26/11)
Worst FG Pct.....	32.3% (20-62) by Washington (2/3/11)
Most 3-Pt. FGs Made.....	17 by Arizona State (3/5/11)
Most 3-Pt. FGs Attempted.....	40 by Arizona State (3/5/11)
Most FTs Made .....	27 by UCLA (2/12/11)
Most FTs Attempted.....	37 by UCLA (2/12/11)
Most Rebounds.....	48 by Utah Valley (12/1/10)
Fewest Rebounds.....	22 by George Washington (12/18/10)
Most Assists .....	24 by Arizona State (3/5/11)
Fewest Assists .....	8 by Texas-Pan American (12/12/10)
Most Turnovers.....	26 by UCLA (2/12/11)
Fewest Turnovers.....	8 by USC (1/15/11) and Arizona (3/3/11)
Most Blocked Shots.....	16 by UCLA (2/12/11)
Most Steals.....	14 by Arizona State (3/5/11)

## THE LAST TIME OREGON STATE...

### BEAT A TOP 25 TEAM:

2/3/2011 vs. No. 20 Washington (68-56)

### BEAT A TOP 10 TEAM:

3/2/2000 vs. No. 3 Arizona (70-69 ot)

### BEAT A NO. 1 RANKED TEAM:

2/15/1974 vs. No. 1 UCLA (61-57)

### BEAT A TOP 25 TEAM ON THE ROAD:

1/5/1985 at No. 15 Washington (52-45)

### BEAT A TOP 10 TEAM ON THE ROAD:

1/17/1976 at No. 6 Washington (72-70)

### SCORED 100+ POINTS:

11/25/1997 vs. UC San Diego (116)

### ALLOWED 100+ POINTS:

1/8/2011 at Washington (103)

### SCORED FEWER THAN 50 POINTS:

1/21/2010 at Stanford (35)

### ALLOWED FEWER THAN 50 POINTS:

2/27/2010 at USC (44)

### SHOT 60+ PERCENT:

2/24/11 vs. Stanford (.615)

### OPPONENT SHOT 60+ PERCENT:

2/26/11 vs. California (.630)

### SHOT LESS THAN 30 PERCENT:

2/11/2010 at Arizona State (.246)

### OPPONENT SHOT LESS THAN 30 PERCENT:

2/27/2010 at USC (.294)

### FIVE BEAVERS IN DOUBLE-FIGURES:

2/24/11 vs. Stanford

(Jared Cunningham 21, Calvin Haynes 14, Roberto Nelson 12, Ahmad Starks 11 and Joe Burton 11)

### TWO BEAVERS WITH 20+ POINTS:

1/22/2009 vs. California,

(Roeland Schaftenaar 22 and Calvin Haynes 21)

### PLAYER SCORED 30+ POINTS:

3/5/11, Roberto Nelson at Arizona State (34)

### PLAYER MADE 5+ THREE-POINTERS:

12/23/2009, Calvin Haynes vs. Fresno State (5)

### PLAYER HAD 10+ ASSISTS:

1/17/2004, Lamar Hurd vs. Washington (10)

### PLAYER HAD 5+ BLOCKED SHOTS:

12/30/2007, C.J. Giles vs. Montana State (5)

### PLAYER HAD 5+ STEALS:

3/10/11, Jared Cunningham vs. Arizona (6)

### PLAYER HAD A TRIPLE-DOUBLE:

11/26/1988, Gary Payton vs. Portland

(20 pts, 14 reb, 11 ast)

### TWO PLAYERS HAD A DOUBLE-DOUBLE:

12/13/2008, Omari Johnson (19 pts, 10 reb)

and Daniel Deane (13 pts, 10 reb) vs. Nebraska

### PLAYER HAD A DOUBLE-DOUBLE:

3/5/11, Omari Johnson at Arizona State (17 pts, 11 reb)

### WON 2 CONSECUTIVE OVERTIME GAMES:

3/23/2009, defeated Vermont, 71-70, ot

3/25/2009, defeated Stanford, 65-62, ot

# SCORING RECORDS

## CAREER

### 1,000-POINT SCORERS

	G	PTS
1. Gary Payton (1987-90)	120	2,172
2. Steve Johnson (1977-81)	116	2,035
3. Mel Counts (1962-64)	89	1,973
4. A.C. Green (1982-85)	115	1,694
5. Charlie Sitton (1981-84)	117	1,561
6. Dave Gambee (1956-58)	78	1,468
7. Eric Knox (1985-89)	121	1,407
8. Deaundra Tanner (1998-01)	113	1,399
9. Mark Radford (1978-81)	113	1,390
10. Scott Haskin (1989-93)	111	1,319
11. Brent Barry (1992-95)	108	1,304
12. Ray Blume (1978-81)	111	1,288
13. Cliff Crandall (1946-49)	126	1,248
14. Brian Jackson (2000-03)	107	1,236
Steve Woodside (1983-86)	117	1,236
16. Calvin Haynes (2008-11)	122	1,226
17. Freddie Boyd (1970-72)	80	1,221
18. Chris Stephens (2003-06)	119	1,214
19. Earl Martin (1986-90)	125	1,198
20. Don Smith (1974-77)	113	1,176
21. Marcel Jones (2005-08)	114	1,166
22. Will Brantley (1988-91)	113	1,145
23. Jim Jarvis (1963-65)	86	1,142
24. Vic Bartalome (1968-70)	76	1,137
25. Vince Fritz (1967-70)	73	1,121
26. Paul Miller (1973-76)	107	1,089
27. Teo Alibegovic (1989-91)	87	1,075
28. Sam Whitehead (1971-73)	79	1,042
29. Sasa Cuic (2005-07)	91	1,037
30. Rocky Smith (1976-77)	56	1,034
31. Jose Ortiz (1986-87)	52	1,029
32. David Lucas (2002-05)	78	1,019
33. Loy Peterson (1966-68)	81	1,018
34. Jason Heide (1998-01)	102	1,017
35. Swede Halbrook (1954-55)	48	1,011

### SCORING AVERAGE

	G	AVG
1. Mel Counts (1962-64)	89	22.2
2. Swede Halbrook (1954-55)	48	21.1
3. Jose Ortiz (1986-87)	52	19.8
4. Dave Gambee (1956-58)	78	18.8
5. Rocky Smith (1976-77)	56	18.5
6. Gary Payton (1987-90)	120	18.1
7. Steve Johnson (1977-81)	116	17.5
8. Corey Benjamin (1997-98)	48	17.5
9. Philip Ricci (2002-03)	56	16.4
10. Lonnie Shelton (1974-75)	57	15.5

(minimum two seasons played)

## SINGLE-SEASON TOP 10

	G	PTS
1. Mel Counts (1963-64)	29	775
2. Gary Payton (1989-90)	29	746
3. Jose Ortiz (1986-87)	30	668
4. Mel Counts (1962-63)	31	661
5. Swede Halbrook (1953-54)	29	614
6. Gary Payton (1988-89)	30	603
7. A.C. Green (1984-85)	31	591
8. Steve Johnson (1980-81)	28	589
9. Rocky Smith (1976-77)	29	575
10. Brent Barry (1994-95)	27	567

### SCORING AVERAGE

	G	AVG
1. Mel Counts (1963-64)	29	26.7
2. Gary Payton (1989-90)	29	25.7
3. Jose Ortiz (1986-87)	30	22.3
4. Mel Counts (1962-63)	31	21.3
5. Swede Halbrook (1953-54)	29	21.2
6. Jim Jarvis (1964-65)	26	21.1
7. Steve Johnson (1980-81)	28	21.0
8. Brent Barry (1994-95)	27	21.0
9. Dave Gambee (1956-57)	26	20.2
10. Gary Payton (1988-89)	30	20.1

(played in minimum of 66.7% of games)

## PAC-10 SINGLE-SEASON TOP 10

	G	PTS
1. Gary Payton (1989-90)	18	454
2. Brent Barry (1994-95)	18	407
3. Steve Johnson (1980-81)	18	399
4. Gary Payton (1988-89)	18	392
5. Jose Ortiz (1986-87)	18	368
6. Scott Haskin (1991-92)	18	365
7. Teo Alibegovic (1990-91)	18	357
8. David Lucas (2004-05)	18	343
9. A.C. Green (1983-84)	18	333
10. David Lucas (2003-04)	18	330

### SCORING AVERAGE

	G	AVG
1. Gary Payton (1989-90)	18	25.2
2. Brent Barry (1994-95)	18	22.6
3. Steve Johnson (1980-81)	18	22.2
4. Gary Payton (1988-89)	18	21.8
5. Corey Benjamin (1997-98)	13	20.9
6. Jose Ortiz (1986-87)	18	20.4
7. Scott Haskin (1991-92)	18	20.3
8. Teo Alibegovic (1990-91)	18	19.8
9. Charlie Sitton (1982-83)	17	19.2
Steve Johnson (1978-79)	17	19.2

(played in minimum of 66.7% of games)

## RECORDS BY CLASS

	G	PTS
1. Mel Counts (1963-64)	29	775
2. Gary Payton (1989-90)	29	746
3. Jose Ortiz (1986-87)	30	668
4. A.C. Green (1984-85)	31	591
5. Steve Johnson (1980-81)	28	589
6. Rocky Smith (1976-77)	29	575
7. Brent Barry (1994-95)	27	567
8. Freddie Boyd (1971-72)	28	554
9. Jim Jarvis (1964-65)	26	548
10. Mustapha Hoff (1994-95)	27	507

### JUNIORS

	G	PTS
1. Mel Counts (1962-63)	31	661
2. Gary Payton (1988-89)	30	603
3. Scott Haskin (1991-92)	31	558
4. Charlie Sitton (1982-83)	30	563
5. Dave Gambee (1956-57)	26	525
6. Steve Johnson (1979-80)	30	509
7. Marcel Jones (2006-07)	32	489
8. David Lucas (2003-04)	28	482
9. Freddie Boyd (1970-71)	26	464
10. Ray Blume (1979-80)	30	463

### SOPHOMORES

	G	PTS
1. Swede Halbrook (1953-54)	29	614
2. Lonnie Shelton (1974-75)	31	566
3. Mel Counts (1961-62)	29	537
4. Steve Johnson (1978-79)	27	498
5. Corey Benjamin (1997-98)	25	496
6. Dave Gambee (1955-56)	26	467
7. Vince Fritz (1966-67)	28	458
8. Gary Payton (1987-88)	31	449
9. Chris Stephens (2003-04)	28	442
10. A.C. Green (1982-83)	31	435

### FRESHMEN

	G	PTS
1. Carson Cunningham (1996-97)	27	403
2. Steve Johnson (1976-77)	28	379
3. Gary Payton (1986-87)	30	374
4. Corey Benjamin (1996-97)	23	343
5. Lonnie Shelton (1973-74)	26	318
6. Teo Alibegovic (1988-89)	30	312
7. Brian Jackson (1999-00)	24	299
8. Sasa Cuic (2004-05)	32	295
9. Josh Tarver (2006-07)	32	293
10. Mark Radford (1977-78)	27	286

# SCORING RECORDS

## SINGLE-GAME SCORING RECORDS (includes all 30+ point games)

NAME	PTS	OPPONENT	DATE
Gary Payton	58	USC	2/22/1990
Gary Payton	48	Loyola Marymount	12/19/1989
Mel Counts	48	LSU	12/26/1963
Nollie Reed	47	Winlock AC	1907
Mel Counts	42	Indiana	12/20/1963
Gary Payton	41	Washington State	1/21/1989
Gary Payton	39	Tennessee	12/10/1989
A.C. Green	39	Stanford	2/2/1985
Jose Ortiz	38	San Jose State	12/29/1986
Steve Johnson	38	Washington	1/24/1981
Steve Johnson	38	BYU	12/28/1979
Mel Counts	38	Oregon	1/18/1964
Mel Counts	38	Cincinnati	1/4/1964
Mel Counts	38	Washington State	11/30/1963
Red Rocha	38	Idaho	2/12/1947
Freddie Boyd	37	UCLA	1/7/1972
Corey Benjamin	36	Oregon	1/31/1998
Corey Benjamin	36	Arizona State	1/22/1998
Gary Payton	36	Stanford	1/5/1990
Steve Johnson	36	Arizona	2/8/1979
Mel Counts	36	Idaho	2/22/1964
Nollie Reed	36	Spokane AC	1907
Rocky Smith	36	UNLV	11/29/1975
Marcel Jones	35	No. Colorado	11/24/2006
Gary Payton	35	Louisiana Tech	12/29/1989
Mel Counts	35	Iowa	12/29/1962
Dave Gambee	35	Yale	12/27/1957
Swede Halbrook	35	UCLA	3/4/1955
Swede Halbrook	35	Idaho	1/22/1954
Roberto Nelson	*34	Arizona State	3/5/2011
Corey Benjamin	34	UCLA	2/7/1998
Brent Barry	34	California	3/4/1995
Teo Alibegovic	34	UCLA	1/24/1991
Jim Jarvis	34	Oregon	3/5/1965
Mel Counts	34	Oregon	2/29/1964
Corey Benjamin	33	USC	2/5/1998
Brent Barry	33	Stanford	3/2/1995
Scott Haskin	33	USC	2/15/1992
Jose Ortiz	33	UTEP	11/29/1986
A.C. Green	33	Boise State	12/15/1984
Steve Johnson	33	USC	2/27/1981
Steve Johnson	33	USC	1/5/1980
Steve Johnson	33	USC	2/5/1979
Freddie Boyd	33	Oklahoma State	12/5/1970
Mel Counts	33	Cincinnati	1/3/1964
Lee Harman	33	Idaho	1/22/1959
Lee Harman	33	Iowa	12/29/1958
Tony Vlastelica	33	Washington	1/15/1955
Brian Jackson	32	Texas A&M-CC	1/4/2000
Scott Haskin	32	Oregon	2/6/1993
Gary Payton	32	Stanford	2/3/1990
A.C. Green	32	Hawaii-Loa	12/22/1984
Charlie Sitton	32	Oregon	3/5/1983
Charlie Sitton	32	Bradley	12/18/1982
Steve Johnson	32	Arizona	1/5/1981
Rocky Smith	32	Oregon	3/3/1977
Freddie Boyd	32	Washington State	3/3/1972
Vic Bartolome	32	California	2/14/1970
Gary Freeman	32	LSU	12/22/1969
Vince Fritz	32	USC	2/11/1967

NAME	PTS	OPPONENT	DATE
Mel Counts	32	Washington	12/7/1963
Dave Gambee	32	Idaho	2/22/1957
Dave Gambee	32	Villanova	12/31/1955
Swede Halbrook	32	Idaho	1/8/1954
Corey Benjamin	31	California	1/16/1997
Brent Barry	31	Arizona	1/28/1995
Brent Barry	31	Oregon	1/14/1995
Mustapha Hoff	31	UCLA	1/7/1995
Brent Barry	31	USC	3/12/1994
Brent Barry	31	UCLA	3/10/1994
Gary Payton	31	Arizona State	3/9/1990
Gary Payton	31	Evansville	3/15/1989
Gary Payton	31	Washington	2/18/1989
Jose Ortiz	31	UCLA	1/18/1987
Jose Ortiz	31	Washington	1/18/1986
Steve Johnson	31	Washington	2/17/1979
Vic Bartolome	31	Stanford	2/13/1970
Loy Petersen	31	Oregon	3/9/1968
Jim Jarvis	31	Arizona State	12/9/1964
Mel Counts	31	Oregon	2/28/1964
Mel Counts	31	Seattle	1/31/1964
Mel Counts	31	Washington	12/8/1962
Mel Counts	31	Seattle	12/7/1962
Ken Nanson	31	UCLA	1/4/1958
Swede Halbrook	31	Idaho	2/15/1955
Swede Halbrook	31	Idaho	2/14/1955
Swede Halbrook	31	Washington State	2/5/1954
Corey Benjamin	30	California	1/5/1998
Brent Barry	30	USC	1/5/1995
Teo Alibegovic	30	Arizona State	3/2/1991
Mario Jackson	30	Washington State	2/16/1991
Gary Payton	30	Oregon	2/11/1990
Gary Payton	30	UCLA	1/27/1990
Gary Payton	30	Oregon	1/13/1990
Gary Payton	30	Oregon	12/30/1989
Gary Payton	30	Arizona State	2/9/1989
Gary Payton	30	Oregon	3/3/1988
Jose Ortiz	30	Portland	12/6/1986
Rocky Smith	30	California	2/4/1977
Freddie Boyd	30	Washington State	1/22/1972
Vince Fritz	30	UCLA	2/17/1968
Vince Fritz	30	Oregon	1/28/1967
Loy Petersen	30	Stanford	12/30/1965
Jim Jarvis	30	Washington State	2/26/1965
Jim Jarvis	30	Washington	12/5/1964
Mel Counts	30	Seattle	3/11/1963
Dave Gambee	30	UCLA	2/22/1958
Dave Gambee	30	Stanford	1/4/1957
Cliff Crandall	30	California	12/29/1947

\* OSU freshman record

## SINGLE-GAME SCORING RECORDS

### CONSECUTIVE GAMES WITH 10+ POINTS

89	Mel Counts	Dec. 1961 to March 1964
50	Gary Payton	Dec. 1988 to March 1990
40	Scott Haskin	Dec. 1991 to Jan. 1993
37	Freddie Boyd	Dec. 1970 to Jan. 1972
33	Jose Ortiz	March 1986 to March 1987
32	Dave Gambee	Jan. 1957 to Feb. 1958
29	Philip Ricci	Jan. 2002 to Jan. 2003
27	Corey Benjamin	Jan. 1997 to Jan. 1998
25	Jim Jarvis	Dec. 1964 to March 1965
24	Vince Fritz	Dec. 1967 to Dec. 1969

### CONSECUTIVE GAMES WITH 15+ POINTS

24	Freddie Boyd	Feb. 1971 to Jan. 1972
21	Mel Counts	Jan. 1962 to Dec. 1963
18	Jose Ortiz	Jan. 1987 to March 1987
18	Dave Gambee	Jan. 1957 to Dec. 1957
17	Gary Payton	Dec. 1989 to Feb. 1990
15	Gary Payton	Dec. 1988 to Feb. 1989
15	Mel Counts	Jan. 1964 to March 1964
15	Mel Counts	Dec. 1961 to Jan. 1962

### CONSECUTIVE GAMES WITH 20+ POINTS

9	Jose Ortiz	March 1986 to Dec. 1986
9	Mel Counts	March 1963 to Dec. 1964
9	Swede Halbrook	Dec. 1953
8	Freddie Boyd	Dec. 1971 to Jan. 1972
7	Gary Payton	Dec. 1989 to Jan. 1990
7	Steve Johnson	Feb. 1981 to March 1981
7	Swede Halbrook	Jan. 1955 to Feb. 1955

### CONSECUTIVE GAMES WITH 25+ POINTS

4	Gary Payton	Dec. 1989 to Jan. 1990
4	Mel Counts	Feb. 1964 to March 1964
4	Mel Counts	Dec. 1962

### CONSECUTIVE GAMES WITH 30+ POINTS

3	Corey Benjamin	Jan. 1998 to Feb. 1998
3	Gary Payton	Jan. 1990
3	Mel Counts	Feb. 1964

### BEST OREGON STATE DEBUT (FRESHMAN)

22	Steve Johnson vs. Hawaii, 11/26/1976
18	Carson Cunningham vs. Portland, 11/26/1996
17	Sasa Guic vs. Siena, 11/17/2004

### BEST OREGON STATE DEBUT (SOPHOMORE)

28	Mel Counts vs. Montana State, 12/1/1961
26	Teo Alibegovic vs. Portland, 11/26/1988
24	Billy Nickelberry vs. Miami (Fla.), 12/1/1969

### BEST OREGON STATE DEBUT (JUNIOR)

18	Jerome Vaden vs. Portland, 11/26/1996
18	Jose Ortiz vs. USC, 12/22/1985
15	Philip Ricci vs. Texas, 11/22/2001

# FIELD GOALS

## CAREER TOP 10

FG MADE	G	FGM
1. Gary Payton (1987-90)	120	829
2. Steve Johnson (1977-81)	116	828
3. Mel Counts (1962-64)	89	715
4. A.C. Green (1982-85)	115	612
5. Charlie Sitton (1981-84)	117	582
6. Mark Radford (1978-81)	113	549
7. Ray Blume (1978-81)	111	535
8. Don Smith (1974-77)	113	534
Dave Gambee (1956-58)	78	534
10. Scott Haskin (1989-93)	111	524

FG ATTEMPTED	G	FGA
1. Gary Payton (1987-90)	120	1,710
2. Mel Counts (1962-64)	89	1,653
3. Dave Gambee (1956-58)	78	1,516
4. Steve Johnson (1977-81)	116	1,222
5. Deaundra Tanner (1998-01)	113	1,190
6. Eric Knox (1985-89)	121	1,131
7. Marcel Jones (2005-08)	114	1,091
8. Calvin Haynes (2008-11)	122	1,059
9. Mark Radford (1978-81)	113	1,056
10. Tony Vlastelica (1953-55)	79	1,053

FG PCT.	FG-FGA	PCT
1. Steve Johnson (1977-81)	828-1,222	.678
2. Vic Bartolome (1968-70)	463-763	.607
3. A.C. Green (1982-85)	612-1,017	.602
4. Charlie Sitton (1981-84)	582-1,013	.575
5. Jose Ortiz (1986-87)	385-691	.557
6. Scott Haskin (1989-93)	524-953	.550
7. Ray Blume (1978-81)	535-992	.539
8. Rocky Smith (1976-77)	437-823	.531
9. Lonnie Shelton (1974-75)	370-699	.529
10. Philip Ricci (2002-03)	334-633	.528

(minimum two seasons played, 500 attempts)

## SINGLE-SEASON TOP 10

FG MADE	G	FGM
1. Gary Payton (1989-90)	29	288
2. Mel Counts (1963-64)	29	269
3. Mel Counts (1962-63)	31	253
4. Jose Ortiz (1986-87)	30	248
5. Rocky Smith (1976-77)	29	238
6. Steve Johnson (1980-81)	28	235
Lonnie Shelton (1974-75)	31	235
8. Scott Haskin (1991-92)	31	226
9. Swede Halbrook (1953-54)	29	218
10. A.C. Green (1984-85)	31	217

FG ATTEMPTED	G	FGA
1. Mel Counts (1963-64)	29	579
2. Mel Counts (1962-63)	31	574
3. Gary Payton (1989-90)	29	571
4. Dave Gambee (1955-56)	26	543
5. Dave Gambee (1956-57)	26	514
6. Mel Counts (1961-62)	29	500
7. Jim Jarvis (1964-65)	26	483
Swede Halbrook (1953-54)	29	483
9. Rocky Smith (1976-77)	29	466
10. Dave Gambee (1957-58)	26	459

FG PCT.	FG-FGA	PCT
1. Steve Johnson (1980-81)	235-315	.746
2. Steve Johnson (1979-80)	211-297	.710
3. Vic Bartolome (1967-68)	127-192	.661
4. Steve Johnson (1978-79)	197-298	.661
5. A.C. Green (1983-84)	134-204	.657
6. Clifton Jones (1999-00)	98-154	.636
7. Vic Bartolome (1969-70)	178-286	.622
8. A.C. Green (1981-82)	99-161	.615
9. Scott Haskin (1991-92)	226-369	.612
10. A.C. Green (1984-85)	217-362	.599

(minimum 3.0 FGM per game)

## PAC-10 SINGLE-SEASON

FG MADE	G	FGM
1. Gary Payton (1989-90)	18	168
2. Steve Johnson (1980-81)	18	160
3. Scott Haskin (1991-92)	18	146
4. Jose Ortiz (1986-87)	18	139
5. David Lucas (2004-05)	18	135
Gary Payton (1988-89)	18	135
7. Brent Barry (1994-95)	18	133
8. Steve Johnson (1978-79)	17	130
9. Teo Alibegovic (1990-91)	18	129
10. Scott Haskin (1992-93)	18	121
David Lucas (2003-04)	18	121

FG ATTEMPTED	G	FGA
1. Gary Payton (1989-90)	18	352
2. Deaundra Tanner (1998-99)	18	283
3. Gary Payton (1988-89)	18	281
4. David Lucas (2004-05)	18	247
5. Scott Haskin (1992-93)	18	246
6. Jose Ortiz (1986-87)	18	243
7. Teo Alibegovic (1990-91)	18	241
8. Brent Barry (1994-95)	18	238
9. Marcel Jones (2006-07)	18	235
10. Scott Haskin (1991-92)	18	234

FG PCT.	FG-FGA	PCT
1. Steve Johnson (1980-81)	160-215	.744
2. Steve Johnson (1979-80)	101-153	.660
3. A.C. Green (1981-82)	59-90	.656
4. A.C. Green (1983-84)	107-166	.645
5. Steve Johnson (1978-79)	130-204	.637
6. Dwayne Allen (1978-79)	57-90	.633
7. Clifton Jones (1999-00)	57-91	.626
8. Scott Haskin (1991-92)	146-234	.624
9. Charlie Sitton (1981-82)	102-165	.618
10. A.C. Green (1984-85)	119-196	.607

(minimum 3.0 FGM per game)

## SINGLE-GAME RECORDS

FG MADE	Player	Game
22	Gary Payton vs. USC	2/22/1990 (22-for-38)
22	Gary Payton vs. Loyola Marymount	12/19/1989 (22-for-31)
17	Gary Payton vs. Tennessee	12/10/1989 (17-for-26)
17	Steve Johnson vs. BYU	12/28/1979 (17-for-19)
17	Rocky Smith vs. UNLV	11/29/1975 (17-for-23)

FG ATTEMPTED	Player	Game
38	Gary Payton vs. USC	2/22/1990 (22-for-38)
34	Tony Vlastelica vs. Idaho	2/3/1953 (12-for-34)
31	Gary Payton vs. Loyola Marymount	12/19/1989 (22-for-31)
31	Dave Gambee vs. Iowa	12/21/1957 (9-for-31)

FG PCT (10+ attempts)	Player	Game
1.000	Steve Johnson vs. Hawaii-Hilo	12/5/1979 (13-for-13)
1.000	Charlie Sitton vs. Portland State	12/8/1980 (11-for-11)
1.000	Charlie Sitton vs. Arizona	2/13/1984 (10-for-10)
1.000	A.C. Green vs. Oregon	2/2/1984 (10-for-10)
1.000	Steve Johnson vs. Oregon	1/17/1981 (10-for-10)

FG PCT (15+ attempts)	Player	Game
.895	Steve Johnson vs. BYU	12/28/1979 (17-for-19)
.875	Steve Johnson vs. Arizona	12/2/1976 (14-for-16)
.842	Steve Johnson vs. USC	1/5/1980 (16-for-19)

FG PCT (20+ attempts)	Player	Game
.739	Rocky Smith vs. UNLV	11/29/1975 (17-for-23)
.714	Freddie Boyd vs. Oklahoma State	12/5/1970 (15-for-21)
.710	Gary Payton vs. Loyola Marymount	12/19/1989 (22-for-31)

### CONSECUTIVE FG MADE

16	Jose Ortiz vs. San Jose State	12/29/1986
16	Steve Johnson vs. BYU	12/28/1979

# THREE-POINTERS

## CAREER TOP 10

3-FG MADE	G	3FGM
1. Chris Stephens (2003-06)	119	180
2. Deaundra Tanner (1998-01)	113	179
3. Gary Payton (1987-90)	120	178
4. Josh Steintal (1999-01)	86	160
Charles McKinney (1990-93)	107	160
6. Jimmie Haywood (2000-03)	108	144
7. Lathen Wallace (2008-11)	120	133
8. Calvin Haynes (2008-11)	122	132
9. Brent Barry (1992-95)	108	130
10. Adam Masten (1999-02)	112	115

3-FG ATTEMPTED	G	3FGA
1. Deaundra Tanner (1998-01)	113	503
2. Chris Stephens (2003-06)	119	489
3. Gary Payton (1987-90)	120	482
4. Josh Steintal (1999-01)	86	436
5. Jimmie Haywood (2000-03)	108	409
6. Charles McKinney (1990-93)	107	400
7. Calvin Haynes (2008-11)	122	397
8. Lathen Wallace (2008-11)	120	386
9. Brent Barry (1992-95)	108	377
10. Marcel Jones (2004-05)	114	329

3-FG PCT.	3M-3A	PCT
1. Nick DeWitz (2005-06)	61-140	.436
2. Charles McKinney (1990-93)	160-400	.400
3. Sasa Cuic (2005-07)	105-271	.387
4. Eric Knox (1985-89)	97-257	.377
5. Adam Masten (1999-02)	115-308	.373
6. Gary Payton (1987-90)	178-482	.369
7. Chris Stephens (2003-06)	180-489	.368
8. Josh Steintal (1999-01)	160-436	.367
9. Chad Scott (1991-93)	63-174	.362
10. Jason Fontenet (2005-06)	61-170	.359

(minimum two seasons played, 125 attempts)

## SINGLE-SEASON TOP 10

3-FG MADE	G	3FGM
1. Gary Payton (1988-89)	30	82
2. Chris Stephens (2003-04)	28	76
3. Deaundra Tanner (1999-00)	28	60
4. Charles McKinney (1991-92)	31	59
5. Josh Steintal (1999-00)	29	57
Josh Steintal (1998-99)	27	57
Eric Knox (1988-89)	29	57
8. Lathen Wallace (2008-09)	34	52
Brent Barry (1994-95)	27	52
Gary Payton (1989-90)	29	52

3-FG ATTEMPTED	G	3FGA
1. Gary Payton (1988-89)	30	213
2. Chris Stephens (2003-04)	28	201
3. Deaundra Tanner (1998-99)	27	160
4. Jerome Vaden (1997-98)	30	159
5. Gary Payton (1989-90)	29	156
6. Jimmie Haywood (2002-03)	28	153
Josh Steintal (1998-99)	27	153
8. Deaundra Tanner (1999-00)	28	146
9. Eric Knox (1988-89)	29	144
10. Angelo Tsagarakis (2003-04)	28	143
Josh Steintal (1999-00)	29	143

3-FG PCT.	3M-3A	PCT
1. Nick DeWitz (2004-05)	34-68	.500
2. Sasa Cuic (2005-06)	36-73	.493
3. Rickey Claitt (2008-09)	41-87	.471
4. Charles McKinney (1991-92)	59-137	.431
5. Adam Masten (2000-01)	40-95	.421
6. Brian Jackson (2002-03)	28-68	.412
7. Deaundra Tanner (1999-00)	60-146	.411
8. Deaundra Tanner (1997-98)	37-91	.407
9. Kareem Anderson (1991-92)	31-77	.403
10. Jimmie Haywood (2001-02)	32-80	.400

(minimum 1.0 3FGM per game)

## RECORDS BY CLASS

SENIORS	G	3FGM
1. Eric Knox (1988-89)	29	57
2. Brent Barry (1994-95)	27	52
Gary Payton (1989-90)	29	52
4. Jerome Vaden (1997-98)	30	51
5. Jimmie Haywood (2002-03)	28	51
Charles McKinney (1992-93)	27	51

JUNIORS	G	3FGM
1. Gary Payton (1988-89)	30	82
2. Deaundra Tanner (1999-00)	28	60
3. Charles McKinney (1991-92)	31	59
4. Josh Steintal (1999-00)	29	57
5. Chris Stephens (2004-05)	32	48

## PAC-10 SINGLE-SEASON

3-FG MADE	G	3FGM
1. Gary Payton (1988-89)	18	58
2. Chris Stephens (2003-04)	18	52
3. Josh Steintal (1998-99)	18	42
4. Charles McKinney (1991-92)	18	39
5. Deaundra Tanner (1999-00)	18	37
6. Josh Steintal (1999-00)	18	35
Deaundra Tanner (1998-99)	18	35
Charles McKinney (1992-93)	18	35
9. Brent Barry (1994-95)	18	34
10. Jerome Vaden (1997-98)	18	32

3-FG ATTEMPTED	G	3FGA
1. Gary Payton (1988-89)	18	143
2. Chris Stephens (2003-04)	18	131
3. Deaundra Tanner (1998-99)	18	111
4. Josh Steintal (1998-99)	18	105
5. Deaundra Tanner (1999-00)	18	104
6. Jerome Vaden (1997-98)	18	103
7. Jimmie Haywood (2002-03)	18	95
8. Gary Payton (1989-90)	18	94
9. Charles McKinney (1991-92)	18	91
Eric Knox (1988-89)	18	91

3-FG PCT.	3M-3A	PCT
1. Nick DeWitz (2004-05)	29-52	.558
2. Bill Sherwood (1987-88)	18-34	.529
3. Sasa Cuic (2005-06)	26-51	.510
4. Carson Cunningham (1996-97)	22-45	.489
5. Gary Payton (1987-88)	19-39	.487
6. Rickey Claitt (2008-09)	13-28	.464
7. Nick DeWitz (2005-06)	22-48	.458
7. Kareem Anderson (1991-92)	27-62	.435
9. Charles McKinney (1991-92)	39-91	.429
10. Jimmie Haywood (2000-01)	24-56	.429

(minimum 1.0 3FGM per game)

SOPHOMORES	G	3FGM
1. Chris Stephens (2003-04)	28	76
2. Josh Steintal (1998-99)	27	57
3. Lathen Wallace (2008-09)	34	52
4. Deaundra Tanner (1998-99)	27	51
5. Calvin Haynes (2007-08)	30	48

FRESHMEN	G	3FGM
1. Angelo Tsagarakis (2003-04)	28	45
2. Joe See (2001-02)	29	43
3. Ahmad Starks (2010-11)	30	42
4. Deaundra Tanner (1997-98)	30	37
5. Corey Benjamin (1996-97)	23	35
Ron Grady (1996-97)	27	35

## SINGLE-GAME RECORDS

3-FG MADE	Player	Game
7	Nick DeWitz vs. California	2/26/2005 (7-for-9)
7	Josh Steintal vs. Arizona	2/18/1999 (7-for-12)
7	Gary Payton vs. Washington State	1/21/1989 (7-for-10)

3-FG ATTEMPTED	Player	Game
14	Jimmie Haywood vs. Kansas State	12/22/2002 (6-for-14)
13	Lathen Wallace vs. Arizona State	3/18/2008 (6-of-13)

3-FG PCT. (5 ATT.)	Player	Game
1.000	J.S. Nash vs. UCLA	12/31/2004 (5-for-5)
1.000	Deaundra Tanner vs. USC	1/9/1999 (5-for-5)

3-FG PCT. (6 ATT.)	Player	Game
.833	Rickey Claitt vs. UTEP	4/3/2009 (5-for-6)
.833	Chris Stephens vs. USC	1/30/2003 (5-for-6)

3-FG PCT. (7 ATT.)	Player	Game
.833	Joe See vs. California	2/7/2002 (5-for-6)
.833	Josh Steintal vs. Arizona State	3/4/2000 (5-for-6)
.833	Josh Steintal vs. Oregon	2/27/1999 (5-for-6)
.833	David Drakeford vs. Washington	1/20/1994 (5-for-6)

3-FG PCT. (8 ATT.)	Player	Game
.857	Angelo Tsagarakis vs. Willamette	12/12/2003 (6-for-7)
.857	Bill Sherwood vs. Arizona	1/14/1988 (6-for-7)

3-FG PCT. (8+ ATT.)	Player	Game
.778	Nick DeWitz vs. California	2/26/2005 (7-for-9)
.750	Eric Knox vs. Marquette	2/11/1989 (6-for-8)
.750	Gary Payton vs. Arizona State	2/9/1989 (6-for-8)

CONSECUTIVE GAMES WITH A THREE-POINTER	Player	Period
25	Chris Stephens	.....Dec. 2003 to March 2004
22	Gary Payton	.....Dec. 1988 to March 1989
20	Josh Steintal	.....Feb. 2000 to Jan. 2001

CONSECUTIVE GAMES WITH MULTIPLE THREE-POINTERS	Player	Period
21	Chris Stephens	.....Dec. 2003 to Feb. 2004
8	Deaundra Tanner	.....Feb. to March 1999
8	Charles McKinney	.....Jan. to Feb. 1992

# FREE THROWS

## CAREER TOP 10

FT MADE	G	FTM
1. Mel Counts (1962-64)	89	543
2. A.C. Green (1982-85)	115	470
3. Dave Gambee (1956-58)	78	400
4. Charlie Sitton (1981-84)	117	397
5. Cliff Crandall (1946-49)	126	388
6. Steve Johnson (1977-81)	116	379
7. Brian Jackson (2000-03)	107	336
Gary Payton (1987-90)	120	336
9. Steve Woodside (1983-86)	117	322
10. Vince Fritz (1967-70)	73	305

FT ATTEMPTED	G	FTA
1. Mel Counts (1962-64)	89	693
2. A.C. Green (1982-85)	115	675
3. Steve Johnson (1977-81)	116	592
4. Dave Gambee (1956-58)	78	586
5. Charlie Sitton (1981-84)	117	516
6. Gary Payton (1987-90)	120	491
Swede Halbrook (1954-55)	48	491
8. Cliff Crandall (1946-49)	126	488
9. Steve Woodside (1983-86)	117	446
10. Brian Jackson (2000-03)	107	437

FT PCT.	FT-FTA	PCT
1. Chris Stephens (2003-06)	224-260	.862
2. Rocky Smith (1976-77)	160-192	.833
3. Vince Fritz (1967-70)	305-369	.827
4. Gary Freeman (1968-70)	187-228	.820
5. Jim Jarvis (1963-65)	226-280	.807
6. Brent Barry (1992-95)	300-378	.794
7. David Lucas (2002-05)	216-274	.788
8. Mel Counts (1962-64)	543-693	.784
9. Jim Woodland (1959-61)	164-210	.781
10. Ray Blume (1978-81)	218-283	.770

(minimum two seasons played, 175 attempts)

## SINGLE-SEASON TOP 10

FT MADE	G	FTM
1. Mel Counts (1963-64)	29	237
2. Swede Halbrook (1953-54)	29	178
3. Jose Ortiz (1986-87)	30	171
4. Jared Cunningham (2010-11)	30	166
5. Charles Sitton (1982-83)	30	165
Dave Gambee (1956-57)	26	165
7. A.C. Green (1984-85)	31	157
8. Mel Counts (1962-63)	31	155
9. Brent Barry (1994-95)	27	153
10. Mel Counts (1961-62)	29	151

FT ATTEMPTED	G	FTA
1. Swede Halbrook (1953-54)	29	328
2. Mel Counts (1963-64)	29	316
3. Jose Ortiz (1986-87)	30	236
4. A.C. Green (1984-85)	31	231
5. Dave Gambee (1956-57)	26	226
6. Jared Cunningham (2010-11)	30	213
7. Charlie Sitton (1982-83)	30	208
8. Dave Gambee (1955-56)	26	206
9. Cliff Crandall (1948-49)	36	205
10. Mustapha Hoff (1994-95)	27	201
Lee Harman (1958-59)	24	201

FT PCT.	FT-FTA	PCT
1. Chris Stephens (2005-06)	83-93	.892
2. Terry Baker (1960-61)	67-77	.870
3. Vince Fritz (1966-67)	130-150	.867
4. Bob Allord (1956-57)	70-83	.843
5. Jim Jarvis (1964-65)	116-138	.841
6. Rocky Smith (1976-77)	99-118	.839
7. Gary Freeman (1968-69)	88-106	.830
8. Vince Fritz (1967-68)	116-140	.829
9. Rocky Smith (1975-76)	61-74	.824
10. Eric Knox (1987-88)	79-96	.823

(minimum 2.0 FTM per game)

## PAC-10 SINGLE-SEASON

FT MADE	G	FTM
1. A.C. Green (1983-84)	18	119
2. Brent Barry (1994-95)	18	107
3. Jared Cunningham (2010-11)	17	103
4. Mustapha Hoff (1994-95)	18	101
5. Charlie Sitton (1982-83)	17	91
Lester Conner (1981-82)	18	91
7. Jose Ortiz (1986-87)	18	90
8. Gary Payton (1989-90)	18	89
A.C. Green (1984-85)	18	89
10. David Lucas (2003-04)	18	87

FT ATTEMPTED	G	FTA
1. A.C. Green (1983-84)	18	156
2. Mustapha Hoff (1994-95)	18	133
3. A.C. Green (1984-85)	18	131
4. Jared Cunningham (2010-11)	17	129
5. Gary Payton (1989-90)	18	127
6. Jose Ortiz (1986-87)	18	125
7. Lester Conner (1981-82)	18	123
8. Philip Ricci (2002-03)	18	121
9. Brent Barry (1994-95)	18	119
10. Charlie Sitton (1982-83)	17	111

FT PCT.	FT-FTA	PCT
1. Brent Barry (1994-95)	107-119	.899
2. Chris Stephens (2005-06)	45-51	.882
3. Roberto Nelson (2010-11)	36-42	.857
4. Eric Knox (1987-88)	42-50	.840
Danny Evans (1982-83)	42-50	.840
6. David Lucas (2003-04)	87-104	.837
7. Carson Cunningham (1996-97)	71-85	.835
8. J.S. Nash (2004-05)	49-59	.831
9. Ray Blume (1979-80)	61-74	.824
10. Chris Stephens (2003-04)	42-51	.824

(minimum 2.0 FTM per game)

## SINGLE-GAME RECORDS

FT MADE	Player	Game
20	A.C. Green vs. USC	2/9/1984 (20-for-24)
20	Mel Counts vs. Indiana	12/20/1963 (20-for-25)
18	Mel Counts vs. LSU	12/26/1963 (18-for-23)

FT ATTEMPTED	Player	Game
28	Swede Halbrook vs. Idaho	1/22/1954 (13-for-28)
25	Mel Counts vs. Indiana	12/20/1963 (20-for-25)
24	A.C. Green vs. USC	2/9/1984 (20-for-24)
24	Swede Halbrook vs. Tulane	12/29/1953 (15-for-24)

FT PCT. (10+ ATT.)	Player	Game
1.000	Jared Cunningham vs. G. Washington	12/18/2010 (15-for-15)
1.000	Steve Johnson vs. Washington	1/24/1981 (14-for-14)
1.000	Brent Barry vs. BYU	12/29/1992 (12-for-12)
1.000	A.C. Green vs. Tennessee State	12/27/1982 (12-for-12)
1.000	Vince Fritz vs. UCLA	2/17/1968 (12-for-12)
1.000	Lonnie Shelton vs. Oregon	3/8/1975 (11-for-11)
1.000	Mel Counts vs. California	12/14/1962 (11-for-11)
1.000	Terry Baker vs. Oregon	2/4/1961 (11-for-11)
1.000	Bob Jacobson vs. Seattle	12/30/1960 (11-for-11)

FT PCT. (15+ ATT.)	Player	Game
1.000	Jared Cunningham vs. G. Washington	12/18/2010 (15-for-15)
.933	Mark Radford vs. Portland State	12/9/1978 (14-for-15)
.933	Steve Ericksen vs. Oregon	2/1/1974 (14-for-15)
.933	Mel Counts vs. Washington	12/7/1963 (14-for-15)

FT PCT. (20+ ATT.)	Player	Game
.833	A.C. Green vs. USC	2/9/1984 (20-for-24)
.800	Mel Counts vs. Indiana	12/20/1963 (20-for-25)
.783	Mel Counts vs. LSU	12/26/1963 (18-for-23)

CONSECUTIVE FT MADE	Player	Game
34	Jared Cunningham	...Dec. to Jan. 2011
34	Vince Fritz	.....Jan. to Feb. 1967
30	Sasa Cuic	.....Nov. to Dec. 2004
30	Danny Evans	.....Jan. to Feb. 1983
30	Charlie Neal	.....March to Dec. 1974



# REBOUNDS

## CAREER TOP 10

REBOUNDS	G	REB
1. Mel Counts (1962-64)	89	1,375
2. A.C. Green (1982-85)	115	880
3. Dave Gambee (1956-58)	78	828
4. Steve Johnson (1977-80)	116	785
5. Jay Carty (1960-62)	81	691
6. Sam Whitehead (1971-73)	79	669
7. Karl Anderson (1959-61)	78	633
8. Scott Haskin (1989-93)	111	620
9. Swede Halbrook (1954-55)	48	612
10. Marcel Jones (2004-08)	114	598

REB AVERAGE	REB	AVG
1. Mel Counts (1962-64)	1,375	15.4
2. Swede Halbrook (1954-55)	612	12.8
3. Dave Gambee (1956-58)	828	10.6
4. Lonnie Shelton (1974-75)	496	8.7
5. Jose Ortiz (1986-87)	450	8.7
6. Jay Carty (1960-62)	691	8.5
7. Sam Whitehead (1971-73)	669	8.5
8. Gary Freeman (1968-70)	588	8.3
9. Karl Anderson (1959-61)	633	8.1
10. Vic Bartolome (1968-70)	591	7.8

(minimum two seasons played)

## SINGLE-SEASON TOP 10

REBOUNDS	G	REB
1. Mel Counts (1963-64)	29	489
2. Mel Counts (1962-63)	31	485
3. Mel Counts (1961-62)	29	401
4. Swede Halbrook (1953-54)	29	344
5. Bob Payne (1950-51)	28	341
6. Jay Carty (1961-62)	29	304
7. Lonnie Shelton (1974-75)	31	292
8. A.C. Green (1984-85)	31	286
9. Dave Gambee (1957-58)	26	285
10. Dave Gambee (1956-57)	26	273

REB AVERAGE	REB	AVG
1. Mel Counts (1963-64)	489	16.9
2. Mel Counts (1962-63)	485	15.6
3. Swede Halbrook (1954-55)	268	14.1
4. Mel Counts (1961-62)	401	13.8
5. Bob Payne (1950-51)	341	12.2
6. Dave Gambee (1957-58)	285	11.0
7. Dave Gambee (1956-57)	273	10.5
8. Jay Carty (1961-62)	304	10.5
9. Dave Gambee (1955-56)	270	10.4
10. Karl Anderson (1959-60)	258	9.9

(played in minimum of 66.7% of games)

## PAC-10 SINGLE-SEASON

REBOUNDS	G	REB
1. Scott Haskin (1992-93)	18	164
Jose Ortiz (1986-87)	18	164
3. A.C. Green (1983-84)	18	159
4. Jose Ortiz (1985-86)	18	155
5. Philip Ricci (2002-03)	18	151
6. A.C. Green (1984-85)	18	149
7. Chad Scott (1990-91)	18	147
8. Steve Johnson (1980-81)	18	145
9. Scott Haskin (1991-92)	18	140
10. Mustapha Hoff (1994-95)	18	133

REB AVERAGE	REB	AVG
1. Scott Haskin (1992-93)	164	9.11
Jose Ortiz (1986-87)	164	9.11
3. A.C. Green (1983-84)	159	8.83
4. Jose Ortiz (1985-86)	155	8.61
5. Philip Ricci (2002-03)	151	8.39
6. A.C. Green (1984-85)	149	8.28
7. Chad Scott (1990-91)	147	8.17
8. Steve Johnson (1980-81)	145	8.06
9. Scott Haskin (1991-92)	140	7.78
10. Mustapha Hoff (1994-95)	133	7.39

(played in minimum of 66.7% of games)

## RECORDS BY CLASS

SENIORS	G	REB
1. Mel Counts (1963-64)	29	489
2. Bob Payne (1950-51)	28	341
3. Jay Carty (1961-62)	29	304
4. A.C. Green (1984-85)	31	286
5. Dave Gambee (1957-58)	26	285
6. Jose Ortiz (1986-87)	30	262
7. Philip Ricci (2002-03)	28	230
8. Vic Bartolome (1969-70)	26	226
9. Scott Haskin (1992-93)	27	220
10. Steve Johnson (1980-81)	28	215

JUNIORS	G	REB
1. Mel Counts (1962-63)	31	485
2. Dave Gambee (1956-57)	26	273
3. Swede Halbrook (1954-55)	19	268
4. Karl Anderson (1959-60)	26	258
5. Gary Freeman (1968-69)	26	244
6. Jay Dean (1954-55)	28	239
7. Sam Whitehead (1971-72)	27	216
8. Vic Bartolome (1968-69)	26	212
9. Neal Jurgenson (1971-72)	28	208
10. Steve Johnson (1979-80)	30	207

SOPHOMORES	G	REB
1. Mel Counts (1961-62)	29	401
2. Swede Halbrook (1953-54)	29	344
3. Lonnie Shelton (1974-75)	31	292
4. Dave Gambee (1955-56)	26	270
5. Sam Whitehead (1970-71)	26	249
6. A.C. Green (1982-83)	31	235
7. Chad Scott (1990-91)	28	231
8. Gary Goble (1956-57)	25	221
9. Wayne Moss (1955-56)	25	219
10. Karl Anderson (1958-59)	26	216

FRESHMEN	G	REB
1. Lonnie Shelton (1973-74)	26	204
2. A.C. Green (1981-82)	30	158
3. Steve Johnson (1976-77)	28	156
4. Jerohn Brown (1993-94)	26	154
5. Joe Burton (2009-10)	32	145
6. Kyle Jeffers (2003-04)	28	135
7. Sasa Cuic (2004-05)	32	125
8. Earl Martin (1986-87)	30	124
9. Brian Jackson (1999-00)	24	122
10. Gary Payton (1986-87)	30	120

## SINGLE-GAME RECORDS

REBOUNDS	DATE
36 Swede Halbrook vs. Idaho	2/15/1955
32 Swede Halbrook vs. Idaho	2/14/1955
25 Mel Counts vs. Washington	12/8/1962
25 Swede Halbrook vs. Hawaii	12/4/1953
24 Mel Counts vs. Portland	2/8/1964
24 Mel Counts vs. Indiana	12/20/1963
24 Mel Counts vs. Oregon	2/16/1963
24 Mel Counts vs. Iowa	12/29/1962
23 Mel Counts vs. California	12/14/1962
23 Mel Counts vs. Seattle	12/7/1962
23 Dave Gambee vs. Northwestern	12/21/1955
22 Mel Counts vs. Washington State	1/5/1963
22 Dave Gambee vs. Idaho	2/25/1956
21 Sam Whitehead vs. Hawaii	12/3/1971
21 Mel Counts vs. Oregon	2/29/1964
21 Mel Counts vs. LSU	12/26/1963
21 Mel Counts vs. Indiana	12/21/1963
21 Mel Counts vs. Oregon	3/8/1963
21 Mel Counts vs. Pepperdine	3/16/1962
21 Mel Counts vs. Stanford	12/18/1961
21 Dave Gambee vs. Idaho	2/22/1957
20 Mel Counts vs. Seattle	2/14/1964
20 Swede Halbrook vs. UCLA	3/5/1955
20 Swede Halbrook vs. Oregon	2/26/1955
20 Jay Dean vs. Oregon	2/27/1954

## CONSECUTIVE GAMES

### WITH 10+ REBOUNDS

30 Mel Counts.....	March 1963 to March 1964
12 Mel Counts.....	Dec. 1962 to Feb. 1963
12 Mel Counts.....	Feb.-Dec. 1962
12 Dave Gambee.....	Jan.-March 1957

# ASSISTS

## CAREER TOP 10

ASSISTS	G	AST
1. Gary Payton (1987-90)	120	938
2. George Tucker (1974-77)	108	525
3. Deaundra Tanner (1998-01)	113	457
Darryl Flowers (1983-86)	112	457
5. Dwayne Allen (1977-80)	113	426
6. Charlie Neal (1973-75)	81	417
7. Mark Radford (1978-81)	113	401
8. Lamar Hurd (2003-06)	102	374
Eric Knox (1985-89)	121	374
10. Steve Woodside (1983-86)	117	372

ASSIST AVERAGE	AST	AVG
1. Gary Payton (1987-90)	938	7.82
2. Freddie Boyd (1970-72)	362	6.70
3. Charlie Neal (1973-75)	417	5.15
4. George Tucker (1974-77)	525	4.86
5. Lester Conner (1981-82)	264	4.55
6. Darryl Flowers (1983-86)	457	4.08
7. Deaundra Tanner (1998-01)	457	4.04
8. Stephane Brown (1994-95)	206	4.04
9. Dwayne Allen (1977-80)	426	3.77
10. Lamar Hurd (2003-06)	374	3.67

(minimum two seasons played)

## SINGLE-SEASON TOP 10

ASSISTS	G	AST
1. Gary Payton (1988-89)	30	244
2. Gary Payton (1989-90)	29	235
3. Gary Payton (1987-88)	31	230
4. Gary Payton (1986-87)	30	229
5. Freddie Boyd (1971-72)	28	185
6. Freddie Boyd (1970-71)	26	177
7. George Tucker (1976-77)	29	175
8. George Tucker (1974-75)	31	159
9. Dwayne Allen (1978-79)	28	154
10. Lester Conner (1981-82)	30	153

ASSIST AVERAGE	AST	AVG
1. Gary Payton (1988-89)	244	8.13
2. Gary Payton (1989-90)	235	8.10
3. Gary Payton (1986-87)	229	7.63
4. Gary Payton (1987-88)	230	7.42
5. Freddie Boyd (1970-71)	177	6.81
6. Freddie Boyd (1971-72)	185	6.61
7. George Tucker (1976-77)	175	6.03
8. Charlie Neal (1972-73)	146	5.62
9. Dwayne Allen (1978-79)	154	5.50
10. Charlie Neal (1973-74)	128	5.33

(played in minimum of 66.7% of games)

## PAC-10 SINGLE-SEASON

ASSISTS	G	AST
1. Gary Payton (1988-89)	18	139
2. Gary Payton (1986-87)	18	138
3. Gary Payton (1989-90)	18	136
4. Gary Payton (1987-88)	18	127
5. Darryl Flowers (1985-86)	18	99
6. Deaundra Tanner (1999-00)	18	93
Lester Conner (1981-82)	18	93
8. Deaundra Tanner (1998-99)	18	92
9. Lamar Hurd (2003-04)	18	90
10. Lester Conner (1980-81)	18	82

## RECORDS BY CLASS

SENIORS	G	AST
1. Gary Payton (1989-90)	29	235
2. Freddie Boyd (1971-72)	28	185
3. George Tucker (1976-77)	29	175
4. Lester Conner (1981-82)	30	153
5. Darryl Flowers (1985-86)	27	144
6. Charlie Neal (1974-75)	31	143
7. Dwayne Allen (1978-80)	30	140
8. Eric Knox (1988-89)	29	113
9. Brent Barry (1994-95)	27	104
10. Ray Blume (1980-81)	28	101

JUNIORS	G	AST
1. Gary Payton (1988-89)	30	244
2. Freddie Boyd (1970-71)	26	177
3. Dwayne Allen (1978-79)	28	154
4. Deaundra Tanner (1999-00)	28	143
5. George Tucker (1975-76)	26	137
6. Ray Blume (1979-80)	30	136
7. Darryl Flowers (1984-85)	31	130
8. Charlie Neal (1973-74)	24	128
9. Stephane Brown (1993-94)	27	124
10. Roeland Schaftenaar (2008-09)	36	120

SOPHOMORES	G	AST
1. Gary Payton (1987-88)	31	230
2. George Tucker (1974-75)	31	159
3. Charlie Neal (1972-73)	26	146
4. Lamar Hurd (2003-04)	28	138
5. Deaundra Tanner (1998-99)	27	126
6. Mark Radford (1978-79)	28	112
7. Dwayne Allen (1977-78)	27	110
8. John-Blair Bickerstaff (1997-98)	28	99
9. Steve Woodside (1983-84)	29	98
10. Dean Derrah (1984-85)	29	97

FRESHMEN	G	AST
1. Gary Payton (1986-87)	30	229
2. Carson Cunningham (1996-97)	27	126
3. Josh Tarver (2006-07)	32	123
4. Lamar Hurd (2002-03)	28	105
5. Darryl Flowers (1982-83)	31	99
6. Mark Radford (1977-78)	27	97
7. Deaundra Tanner (1997-98)	30	90
8. Steve Woodside (1982-83)	30	82
9. Brent Barry (1991-92)	31	70
10. Charlie Sitton (1980-81)	28	66

## SINGLE-GAME RECORDS

ASSISTS
15 Gary Payton vs. Arizona State 11/30/1989
14 Gary Payton vs. St. Joseph's 12/28/1988
14 Gary Payton vs. Idaho 12/27/1986
14 Dwayne Allen vs. Portland State 12/9/1978
14 George Tucker vs. Stanford 2/5/1977
14 Charlie Neal vs. Washington State 1/12/1974
13 Gary Payton vs. Oregon 12/30/1989
13 Gary Payton vs. Memphis State 12/8/1989
13 Gary Payton vs. Washington 2/18/1989
13 Gary Payton vs. USC 2/4/1988
13 Gary Payton vs. California 1/31/1987
13 Charlie Neal vs. Hawaii 1/15/1974
13 Freddie Boyd vs. Washington 3/4/1972

## CONSECUTIVE GAMES WITH 5+ ASSISTS

23 Gary Payton.....Feb. 1989 to Jan. 1990
19 Gary Payton.....Jan. to Dec. 1988
14 Gary Payton.....Dec. 1988 to Feb. 1989
13 Gary Payton.....Nov. 1986 to Jan. 1987
12 Charlie Neal.....Dec. 1973 to Jan. 1974
11 Gary Payton.....Jan. to Feb. 1987

## CONSECUTIVE GAMES WITH 10+ ASSISTS

3 Gary Payton.....Jan. to Feb. 1988
-------------------------------------

# BLOCKED SHOTS

## CAREER TOP 10

BLOCKED SHOTS	G	BLK
1. Scott Haskin (1989-93)	111	172
2. Steve Johnson (1979-81)	85	114
3. Nick DeWitz (2005-06)	54	111
4. Kyle Jeffers (2004-07)	120	97
5. Will Brantley (1988-91)	113	85
6. Philip Ricci (2002-03)	56	75
7. Jose Ortiz (1986-87)	52	73
8. Brian Jackson (2000-03)	107	70
9. Clifton Jones (1999-00)	56	67
10. Brent Barry (1992-95)	108	67

BLOCK AVERAGE	BLK	AVG
1. Nick DeWitz (2005-06)	111	2.06
2. Scott Haskin (1989-93)	172	1.55
3. Jose Ortiz (1985-86)	73	1.40
4. Philip Ricci (2002-03)	75	1.34
5. Clifton Jones (1999-00)	67	1.20
6. Todd Marshall (1997-98)	54	1.15
7. Steve Johnson (1977-81)	114	0.98
8. Jerohn Brown (1994-95)	39	0.83
9. Kyle Jeffers (2004-07)	120	0.81
10. Will Brantley (1988-91)	85	0.75

(minimum two seasons played)

## SINGLE-SEASON TOP 10

BLOCKED SHOTS	G	BLK
1. Scott Haskin (1991-92)	31	68
2. Nick DeWitz (2005-06)	28	59
3. Nick DeWitz (2004-05)	26	52
4. Scott Haskin (1992-93)	27	51
5. Scott Haskin (1989-90)	29	42
6. Steve Johnson (1978-79)	27	42
7. Philip Ricci (2001-02)	28	41
8. Jose Ortiz (1986-87)	30	41
9. Steve Johnson (1980-81)	28	41
10. Clifton Jones (1998-99)	27	36

BLOCK AVERAGE	BLK	AVG
1. Scott Haskin (1991-92)	68	2.19
2. Nick DeWitz (2005-06)	59	2.11
3. Nick DeWitz (2004-05)	52	2.00
4. Scott Haskin (1992-93)	51	1.89
5. Steve Johnson (1978-79)	42	1.56
6. Philip Ricci (2001-02)	41	1.46
7. Steve Johnson (1980-81)	41	1.46
8. Jose Ortiz (1985-86)	32	1.45
9. Scott Haskin (1989-90)	42	1.45
10. Jose Ortiz (1986-87)	41	1.37

(played in minimum of 66.7% of games)

## PAC-10 SINGLE-SEASON

BLOCKED SHOTS	G	BLK
1. Nick DeWitz (2004-05)	18	37
2. Scott Haskin (1992-93)	18	37
3. Scott Haskin (1991-92)	18	37
4. Nick DeWitz (2005-06)	17	34
5. Philip Ricci (2002-03)	18	26
6. Jose Ortiz (1985-86)	18	26
7. Steve Johnson (1980-81)	18	26
8. Philip Ricci (2001-02)	18	25
9. Clifton Jones (1998-99)	18	24
10. Jose Ortiz (1986-87)	18	24

## RECORDS BY CLASS

SENIORS	G	BLK
1. Nick DeWitz (2005-06)	28	59
2. Scott Haskin (1992-93)	27	51
3. Jose Ortiz (1986-87)	30	41
4. Steve Johnson (1980-81)	28	41
5. Philip Ricci (2002-03)	28	34

JUNIORS	G	BLK
1. Scott Haskin (1991-92)	31	68
2. Nick DeWitz (2004-05)	26	52
3. Philip Ricci (2001-02)	28	41
4. Clifton Jones (1998-99)	27	36
5. Todd Marshall (1996-97)	26	34

SOPHOMORES	G	BLK
1. Scott Haskin (1989-90)	29	42
2. Steve Johnson (1978-79)	27	42
3. Chad Scott (1990-91)	28	28
4. Will Brantley (1988-89)	29	25
5. Brent Barry (1992-93)	23	21

FRESHMEN	G	BLK
1. Devon Collier (2010-11)	30	23
2. Gary Payton (1986-87)	30	20
3. Kyle Jeffers (2003-04)	28	19
4. Jerohn Brown (1993-94)	26	19
5. Sean Carter (2007-08)	29	15
6. Joe Harge (1986-87)	30	15

## SINGLE-GAME RECORDS

BLOCKED SHOTS
6 Nick DeWitz vs. Texas-Pan American 12/28/2005
6 Clifton Jones vs. Oregon 1/30/1999
6 Todd Marshall vs. Bradley 12/27/1996
6 Steve Johnson vs. Gonzaga 12/16/1978
6 Steve Johnson vs Wyoming 11/27/1978

CONSECUTIVE GAMES WITH A BLOCKED SHOT
20 Nick DeWitz.....Jan. to Dec. 2005
15 Scott Haskin .....Jan. to Feb. 1993
14 Philip Ricci.....Dec. 2002 to Feb. 2003
13 Jose Ortiz.....Jan. to March 1987
11 Scott Haskin .....March to Dec. 1989
11 Jose Ortiz.....Dec. 1985 to Jan. 1986

CONSECUTIVE GAMES WITH MULTIPLE BLOCKED SHOTS
9 Scott Haskin .....Nov. to Dec. 1989
6 Nick DeWitz.....Dec. 2004 to Jan. 2005
6 Scott Haskin .....Jan. to Feb. 1993
5 Philip Ricci.....Jan. to Feb. 2003
5 Philip Ricci.....Dec. 2001 to Jan. 2002
5 Jose Ortiz.....Dec. 1985 to Jan. 1986

# STEALS

## CAREER TOP 10

STEALS	G	STL
1. Gary Payton (1987-90)	120	321
2. Ray Blume (1978-81)	111	205
3. Brent Barry (1992-95)	108	199
4. Mark Radford (1978-81)	113	184
5. Deaundra Tanner (1998-01)	113	179
6. Eric Knox (1985-89)	121	178
7. Seth Tarver (2007-10)	128	177
8. Earl Martin (1987-90)	125	172
9. Will Brantley (1988-91)	113	157
10. Darryl Flowers (1983-86)	112	154

STEAL AVERAGE	STL	AVG
1. Gary Payton (1987-90)	321	2.68
2. Lester Conner (1981-82)	143	2.47
3. Jared Cunningham (2010-11)	128	2.07
4. Ray Blume (1978-81)	205	1.85
5. Brent Barry (1992-95)	199	1.84
6. Mark Radford (1978-81)	184	1.63
7. Deaundra Tanner (1998-01)	179	1.58
8. Corey Benjamin (1997-98)	73	1.52
9. Stephane Brown (1994-95)	77	1.51
10. Eric Knox (1985-89)	178	1.47

(minimum two seasons played)

## SINGLE-SEASON TOP 10

STEALS	G	STL
1. Gary Payton (1989-90)	29	100
2. Gary Payton (1988-89)	30	91
Lester Conner (1981-82)	30	91
4. Jared Cunningham (2010-11)	30	85
5. Brent Barry (1994-95)	27	72
Gary Payton (1987-88)	31	72
7. Seth Tarver (2009-10)	32	70
8. Ray Blume (1979-80)	30	66
9. Brent Barry (1993-94)	27	64
10. Ray Blume (1978-79)	30	63

STEAL AVERAGE	STL	AVG
1. Gary Payton (1989-90)	100	3.45
2. Gary Payton (1988-89)	91	3.03
Lester Conner (1981-82)	91	3.03
4. Jared Cunningham (2010-11)	85	2.83
5. Brent Barry (1994-95)	72	2.67
6. Brent Barry (1993-94)	64	2.37
7. Gary Payton (1987-88)	72	2.32
8. Ray Blume (1978-79)	63	2.25
9. Ray Blume (1979-80)	66	2.20
10. Seth Tarver (2009-10)	72	2.18
Mark Radford (1980-81)	61	2.18

(played in minimum of 66.7% of games)

## PAC-10 SINGLE-SEASON

STEALS	G	STL
1. Gary Payton (1989-90)	18	63
2. Lester Conner (1981-82)	18	60
3. Brent Barry (1994-95)	18	58
Gary Payton (1988-89)	18	58
5. Brent Barry (1993-94)	18	45
6. Jared Cunningham (2010-11)	17	43
7. Eric Knox (1987-88)	18	41
Mark Radford (1980-81)	18	41
Ray Blume (1979-80)	18	41
10. Ray Blume (1978-79)	18	40

## RECORDS BY CLASS

SENIORS	G	STL
1. Gary Payton (1989-90)	29	100
2. Lester Conner (1981-82)	30	91
3. Brent Barry (1994-95)	27	72
4. Seth Tarver (2009-10)	32	70
5. Mark Radford (1980-81)	28	61
6. Darryl Flowers (1985-86)	27	55
7. Bill Sherwood (1987-88)	29	51
8. Ray Blume (1980-81)	28	50
9. Will Brantley (1990-91)	26	49
10. Eric Knox (1988-89)	29	47

JUNIORS	G	STL
1. Gary Payton (1988-89)	30	91
2. Ray Blume (1979-80)	30	66
3. Brent Barry (1993-94)	27	64
4. Seth Tarver (2008-09)	36	60
Eric Knox (1987-88)	31	60
Dwayne Allen (1978-79)	30	60
7. Mark Radford (1979-80)	30	59
8. Earl Martin (1988-89)	30	56
9. Deaundra Tanner (1999-00)	28	54
Stephane Brown (1993-94)	27	54

SOPHOMORES	G	STL
1. Jared Cunningham (2010-11)	30	85
2. Gary Payton (1987-88)	31	72
3. Ray Blume (1978-79)	30	63
4. Will Brantley (1988-89)	29	50
5. Dwayne Allen (1977-78)	27	49
6. Corey Benjamin (1997-98)	25	48
7. Deaundra Tanner (1998-99)	27	46
8. Charles McKinney (1990-91)	28	45
9. Earl Martin (1987-88)	31	43
10. Josh Tarver (2007-08)	31	37
Lamar Hurd (2003-04)	28	37

FRESHMEN	G	STL
1. Gary Payton (1986-87)	30	58
2. Deaundra Tanner (1997-98)	30	50
3. Jared Cunningham (2009-10)	32	43
4. Josh Tarver (2006-07)	32	40
5. Carson Cunningham (1996-97)	27	35
Eric Knox (1984-85)	31	35
7. John-Blair Bickerstaff (1996-97)	27	32
8. Darryl Flowers (1982-83)	31	31
9. Mark Radford (1977-78)	27	30
10. Brent Barry (1991-92)	31	30
10. Devon Collier (2010-11)	30	27
A.C. Green (1981-82)	30	27

## SINGLE-GAME RECORDS

STEALS	DATE
8	Jared Cunningham vs. Washington State 3/4/2010
8	Seth Tarver vs. Cal State Bakersfield 12/6/2009
8	Brent Barry vs. Arizona 2/23/1995
7	Jared Cunningham vs. Charlotte 11/24/2010
7	Marcel Jones vs. Stanford 1/20/2007
7	Deaundra Tanner vs. Hawaii-Hilo 12/28/1997
7	Brent Barry vs. Stanford 3/2/1995
7	Mario Jackson vs. Washington State 2/16/1991
7	Allan Celestine vs. Fresno State 11/28/1990
7	Gary Payton vs. UCLA 1/8/1989
7	Lester Conner vs. Washington 2/18/1982
7	Lester Conner vs. Stanford 1/11/1982
7	Lester Conner vs. Portland 12/11/1981
7	Lester Conner vs. UCLA 3/1/1981
7	George Tucker vs. Washington State 1/15/1976
7	Charlie Neal vs. Middle Tenn. State 3/15/1975

CONSECUTIVE GAMES WITH A STEAL	
37	Gary Payton.....Feb. 1989 to March 1990
29	Gary Payton.....Feb. 1988 to Feb. 1989
24	Dwayne Allen.....Jan. to Dec. 1979
22	Gary Payton.....Dec. 1986 to March 1987
21	Lester Conner.....Jan. to March 1982

CONSECUTIVE GAMES WITH MULTIPLE STEALS	
16	Brent Barry.....Dec. 1994 to March 1995
14	Gary Payton.....Nov. 1988 to Jan. 1989
13	Gary Payton.....Jan. to Feb. 1990
10	Gary Payton.....Nov. to Dec. 1989
9	Gary Payton.....Dec. 1987 to Jan. 1988

# PARTICIPATION

## CAREER TOP 10

GAMES PLAYED		G
1. Josh Tarver (2006-10)	130	
2. Seth Tarver (2007-10)	128	
3. Roeland Schaftenaar (2007-10)	127	
4. Cliff Crandall (1946-49)	126	
5. Earl Martin (1986-90)	125	
6. Calvin Haynes (2008-11)	122	
7. Eric Knox (1985-89)	121	
8. Omari Johnson (2008-11)	120	
Lathen Wallace (2008-11)	120	
Kyle Jeffers (2004-07)	120	
Gary Payton (1987-90)	120	

GAMES STARTED		
	G	GS
1. Gary Payton (1987-90)	120	120
2. Eric Knox (1985-89)	121	109
3. Seth Tarver (2007-10)	128	102
4. Brian Jackson (2000-03)	107	101
5. Earl Martin (1986-90)	125	99
6. Kyle Jeffers (2004-07)	120	96
7. Lamar Hurd (2003-06)	102	94
8. Josh Tarver (2006-10)	130	92
Deaundra Tanner (1998-01)	113	92
9. Scott Haskin (1989-93)	111	91
10. Will Brantley (1988-91)	113	89

MINUTES PLAYED		
	G	MIN
1. Gary Payton (1987-90)	120	4,528
2. A.C. Green (1982-85)	115	4,052
3. Steve Woodside (1983-86)	117	3,892
4. Eric Knox (1985-89)	121	3,850
5. Earl Martin (1986-90)	125	3,841
6. Deaundra Tanner (1998-01)	113	3,679
7. Will Brantley (1988-91)	113	3,661
8. Darryl Flowers (1983-86)	112	3,617
9. Charlie Sitton (1981-84)	117	3,554
10. Mark Radford (1978-81)	113	3,524

MINUTES AVERAGE		
	MIN	AVG
1. Gary Payton (1987-90)	4,528	37.7
2. Jose Ortiz (1986-87)	1,865	35.9
3. A.C. Green (1982-85)	4,052	35.2
4. Chad Scott (1991-93)	2,365	34.8
5. Stephane Brown (1994-95)	1,741	34.1
6. Steve Woodside (1983-86)	3,892	33.3
7. Lester Conner (1981-82)	1,896	32.7
8. Deaundra Tanner (1998-01)	3,679	32.6
9. Mustapha Hoff (1993-95)	1,756	32.5
10. Will Brantley (1988-91)	3,661	32.4

(minimum two seasons played)

## SINGLE-SEASON TOP 10

MINUTES PLAYED		
	G	MIN
1. Rickey Claitt (2008-09)	36	1,203
2. A.C. Green (1984-85)	31	1,191
3. Gary Payton (1987-88)	31	1,178
4. Steve Woodside (1984-85)	31	1,157
5. Darryl Flowers (1984-85)	31	1,143
6. Gary Payton (1988-89)	30	1,140
7. Earl Martin (1987-88)	31	1,129
8. Gary Payton (1986-87)	30	1,115
9. A.C. Green (1982-83)	31	1,113
10. William Brew (1981-82)	30	1,112

MINUTES AVERAGE		
	MIN	AVG
1. A.C. Green (1984-85)	1,191	38.4
2. Gary Payton (1987-88)	1,178	38.0
3. Gary Payton (1988-89)	1,140	38.0
4. Gary Payton (1989-90)	1,095	37.8
5. Brent Barry (1994-95)	1,012	37.5
6. Steve Woodside (1984-85)	1,157	37.3
7. Gary Payton (1986-87)	1,115	37.2
8. A.C. Green (1983-84)	853	37.1
9. William Brew (1981-82)	1,112	37.1
10. Ray Blume (1979-80)	1,111	37.0

## PAC-10 SINGLE-SEASON

MINUTES PLAYED		
	G	MIN
1. A.C. Green (1984-85)	18	706
2. Steve Woodside (1984-85)	18	701
3. Gary Payton (1989-90)	18	693
4. Ray Blume (1979-80)	18	690
5. Gary Payton (1987-88)	18	688
6. Gary Payton (1988-89)	18	686
Gary Payton (1986-87)	18	686
8. William Brew (1981-82)	18	683
9. Darryl Flowers (1984-85)	18	682
10. Lester Conner (1981-82)	18	681

## RECORDS BY CLASS

SENIORS		
	G	MIN
1. Rickey Claitt (2008-09)	36	1,203
2. A.C. Green (1984-85)	31	1,191
3. Lester Conner (1981-82)	30	1,106
4. Jose Ortiz (1986-87)	30	1,100
5. Gary Payton (1989-90)	29	1,095
6. William Brew (1982-83)	31	1,046
7. Bill Sherwood (1987-88)	29	1,015
8. Brent Barry (1994-95)	27	1,012
9. Rocky Smith (1976-77)	29	1,000
10. Earl Martin (1989-90)	29	983

JUNIORS		
	G	MIN
1. Steve Woodside (1984-85)	31	1,157
2. Darryl Flowers (1984-85)	31	1,143
3. Gary Payton (1988-89)	30	1,140
4. William Brew (1981-82)	30	1,112
5. Ray Blume (1979-80)	30	1,111
6. Roeland Schaftenaar (2007-08)	36	1,092
7. Seth Tarver (2007-08)	36	1,078
8. Adam Masten (2000-01)	30	1,013
9. Marcel Jones (2006-07)	32	1,000
10. Charlie Sitton (1982-83)	30	998

SOPHOMORES		
	G	MIN
1. Gary Payton (1987-88)	31	1,178
2. Earl Martin (1987-88)	31	1,129
3. A.C. Green (1982-83)	31	1,113
4. Steve Woodside (1983-84)	29	1,024
5. Will Brantley (1988-89)	29	991
6. Eric Knox (1986-87)	30	990
7. Deaundra Tanner (1998-99)	27	987
8. Chad Scott (1990-91)	28	968
9. Ray Blume (1978-79)	28	961
10. Lamar Hurd (2003-04)	28	959

FRESHMEN		
	G	MIN
1. Gary Payton (1986-87)	30	1,115
2. Josh Tarver (2006-07)	32	1,064
3. Lamar Hurd (2002-03)	28	934
4. Eric Knox (1984-85)	31	914
5. A.C. Green (1981-82)	30	895
6. Will Brantley (1987-88)	31	851
7. Carson Cunningham (1996-97)	27	832
8. Earl Martin (1986-87)	30	824
9. Mark Radford (1977-78)	27	818
10. Darryl Flowers (1982-83)	31	798

# DOUBLE-DOUBLES

## CAREER TOP 10

DOUBLE-DOUBLES	G	D-D
1. Mel Counts (1962-64)	89	78
2. Dave Gambee (1956-58)	78	46
3. Swede Halbrook (1954-55)	48	33
4. A.C. Green (1982-85)	115	32
5. Gary Payton (1987-90)	120	29
6. Steve Johnson (1977-81)	116	26
7. Jay Carty (1960-62)	81	24
8. Lonnie Shelton (1974-75)	57	21
Sam Whitehead (1971-73)	79	21
Vic Bartolome (1968-70)	76	21

## SINGLE-SEASON TOP 10

DOUBLE-DOUBLES	G	D-D
1. Mel Counts (1963-64)	29	29
2. Mel Counts (1962-63)	31	27
3. Mel Counts (1961-62)	29	22
4. Swede Halbrook (1953-54)	29	21
5. Dave Gambee (1957-58)	26	17
Dave Gambee (1956-57)	26	17
7. A.C. Green (1984-85)	31	14
Lonnie Shelton (1974-75)	31	14
Jay Carty (1959-60)	26	14
10. Dave Gambee (1955-56)	26	12
Swede Halbrook (1954-55)	19	12

## SINGLE-GAME RECORDS

TRIPLE-DOUBLES
Gary Payton vs. Portland 11/26/1988 (20 pts, 14 rbs, 11 ast)
CONSECUTIVE DOUBLE-DOUBLES
30 Mel Counts ..... March 1963 to March 1964
12 Mel Counts ..... Dec. 1962 to Feb. 1963
12 Mel Counts ..... Feb. to Dec. 1962
12 Dave Gambee ..... Jan. to March 1957
9 Mel Counts ..... Feb. to March 1963
5 Jose Ortiz ..... March to Dec. 1986
5 Mel Counts ..... Jan. 1962
5 Dave Gambee ..... Jan. to Feb. 1958
5 Swede Halbrook ..... Dec. 1953

# MISCELLANEOUS

## SINGLE-GAME RECORDS

TURNOVERS
11 Deaundra Tanner vs. Wyoming 12/20/1999
11 Charlie Neal vs. N.C. State 12/14/1974
11 Charlie Neal vs. Stanford 1/5/1974

## SINGLE-SEASON TOP 10

PERSONAL FOULS	G	PF
1. Steve Johnson (1976-77)	28	126
2. Lonnie Shelton (1974-75)	31	121
3. Steve Johnson (1979-80)	30	120
4. Charlie Sitton (1981-82)	30	115
5. Mel Counts (1962-63)	31	112
6. Brian Jackson (2000-01)	30	110
Steve Johnson (1980-81)	28	110
8. Paul Miller (1975-76)	27	109
Lonnie Shelton (1973-74)	26	109
10. Gary Payton (1988-89)	30	108
Charlie Sitton (1983-84)	29	108

TURNOVERS	G	TO
1. Carson Cunningham (1996-97)	27	114
2. Stephane Brown (1993-94)	27	110
3. Steve Johnson (1979-80)	30	107
4. Deaundra Tanner (1999-00)	28	106
Gary Payton (1989-90)	31	106
Gary Payton (1987-88)	29	106
7. Rickey Lee (1977-78)	26	100
8. George Tucker (1975-76)	26	98
9. George Tucker (1974-75)	31	97
10. George Tucker (1976-77)	29	96
Charlie Neal (1974-75)	31	96

## DOUBLE-DOUBLE SUPERLATIVES

### 40-20 GAMES

Mel Counts vs. LSU  
12/26/1963 (48-21)

### 30-30 GAMES

Swede Halbrook vs. Idaho  
2/15/1955 (31-36)  
Swede Halbrook vs. Idaho  
2/14/1955 (31-32)

### 40-10 GAMES

Gary Payton vs. Loyola Marymount  
12/19/1989 (48-10\*)

### 30-20 GAMES

Mel Counts vs. Oregon  
2/29/1964 (34-21)  
Mel Counts vs. Iowa  
12/29/1962 (35-24)  
Mel Counts vs. Washington  
12/8/1962 (31-25)  
Mel Counts vs. Seattle  
12/7/1962 (31-23)  
Dave Gambee vs. Idaho  
2/22/1957 (32-21)

### 20-20 GAMES

Sam Whitehead vs. Hawaii,  
12/3/1971 (20-21)  
Mel Counts vs. Portland  
2/8/1964 (24-24)  
Mel Counts vs. Oregon  
3/8/1963 (22-21)  
Mel Counts vs. California  
12/14/1962 (29-23)  
Dave Gambee vs. Idaho  
3/8/1958 (25-20)  
Swede Halbrook vs. UCLA  
3/5/1955 (25-20)  
Swede Halbrook vs. Hawaii  
12/4/1953 (20-25)

### 30-10 GAMES

Brian Jackson vs. TX A&M-CC  
1/4/2000 (32-10)  
Corey Benjamin vs. Arizona State  
1/22/1998 (36-10)  
Brent Barry vs. USC  
3/12/1994 (31-10)  
Scott Haskin vs. USC  
2/15/1992 (33-10)  
Mario Jackson vs. Washington State  
2/16/1991 (30-11)  
Gary Payton vs. Stanford  
2/3/1990 (32-10\*)  
Gary Payton vs. Oregon  
12/30/1989 (30-13\*)  
Gary Payton vs. Louisiana Tech  
12/29/1989 (35-12\*)  
Gary Payton vs. Evansville  
3/15/1989 (31-10\*)  
Gary Payton vs. Washington  
2/18/1989 (31-13\*)  
Jose Ortiz vs. UCLA  
1/18/1987 (31-12)  
Jose Ortiz vs. San Jose State  
12/29/1986 (38-11)  
Jose Ortiz vs. UTEP  
11/29/1986 (33-12)  
Jose Ortiz vs. Washington  
1/18/1986 (31-10)  
A.C. Green vs. Stanford  
2/2/1985 (39-11)  
A.C. Green vs. Hawaii-Loa  
12/22/1984 (32-15)  
A.C. Green vs. Boise State  
12/15/1984 (33-16)  
Charlie Sitton vs. Oregon  
3/5/1983 (32-10)  
Steve Johnson vs. USC  
2/27/1981 (33-11)  
Steve Johnson vs. Arizona  
1/24/1981 (38-11)

Steve Johnson vs. Washington  
2/17/1979 (31-10)  
Steve Johnson vs. USC  
2/5/1979 (33-14)  
Vic Bartolome vs. California  
2/14/1970 (32-10)  
Vic Bartolome vs. Stanford  
2/13/1970 (31-14)  
Mel Counts vs. Oregon  
2/28/1964 (31-15)  
Mel Counts vs. Idaho  
2/22/1964 (36-19)  
Mel Counts vs. Oregon  
1/18/1964 (38-11)  
Mel Counts vs. Cincinnati  
1/4/1964 (38-16)  
Mel Counts vs. Washington  
12/7/1963 (32-19)  
Mel Counts vs. Washington State  
11/30/1963 (38-16)  
Mel Counts vs. Seattle  
3/11/1963 (30-11)  
Lee Harman vs. Idaho  
1/22/1959 (33-11)  
Lee Harman vs. Iowa  
12/29/1958 (33-10)  
Dave Gambee vs. UCLA  
2/22/1958 (30-13)  
Swede Halbrook vs. UCLA  
3/4/1955 (35-17)  
Swede Halbrook vs. Washington St.  
2/5/1954 (31-15)  
Swede Halbrook vs. Idaho  
1/22/1954 (35-12)  
Swede Halbrook vs. Idaho  
1/8/1954 (32-16)

\* - designates assists

## CAREER TOP 10

PERSONAL FOULS	G	PF
1. Steve Johnson (1977-81)	116	470
2. Charlie Sitton (1981-84)	117	426
3. Gary Payton (1987-90)	120	415
4. Paul Miller (1973-76)	107	368
5. Brian Jackson (2000-03)	107	362
6. Mark Radford (1978-81)	113	345
7. Dwayne Allen (1977-80)	113	344
8. Eric Knox (1985-89)	121	329
9. Scott Haskin (1989-93)	111	325
10. Mel Counts (1962-64)	89	301

TURNOVERS	G	TO
1. Gary Payton (1987-90)	120	396
2. Deaundra Tanner (1998-01)	113	344
3. Steve Johnson (1977-81)	116	321
4. Mark Radford (1978-81)	113	316
5. Brent Barry (1992-95)	108	309
6. Steve Woodside (1983-86)	117	294
7. George Tucker (1974-77)	108	291
8. A.C. Green (1982-85)	115	287
9. Charlie Sitton (1981-84)	117	285
10. Rickey Lee (1975-78)	99	264

## TEAM SINGLE GAME

Points	116	vs. UC San Diego, 11/25/1997 (116-78)
	116	vs. Arizona, 1/13/1979 (116-80)
Fewest Points	18	at Stanford, 1/28/1980 (18-16)
Combined Score	230	vs. Loyola Marymount, 12/19/1989 (113-117)
Winning Margin	68	vs. Southern Colorado, 11/20/2000 (91-23)
Field Goals Made	52	vs. UC San Diego, 11/25/1997 (52-for-87)
	52	vs. Texas Wesleyan, 12/1/1978 (52-for-81)
Field Goals Attempted	98	vs. Idaho, 2/22/1964 (48-for-98)
Field Goal Pct.	.732	at UCLA, 2/11/1984 (30-for-41)
Field Goal Pct. For Half	.917	vs. Washington State, 2/18/1984 (11-for-12)
3-Pt. Field Goals Made	14	vs. Howard, 12/20/2008
3-Pt. Field Goals Attempted	32	vs. UCLA, 2/2/2002 (7-for-32)
3-Pt. FG Pct. (10+ Att.)	.720	vs. Howard, 12/20/2008 (14-of-20)
Free Throws Made	46	vs. Arizona State, 2/28/1983 (46-for-63)
Free Throws Attempted	63	vs. Arizona State, 2/28/1983 (46-for-63)
Free Throw Pct. (10-19 Att.)	1.000	vs. Michigan State, 12/29/1988 (10-for-10)
	1.000	vs. Idaho, 2/4/1967 (10-for-10)
Free Throw Pct. (20-29 Att.)	.955	at Washington State, 2/23/2002 (21-for-22)
Free Throw Pct. (30+ Att.)	.968	vs. Memphis State, 12/19/1990 (30-for-31)
Fewest Free Throws	0	vs. Washington, 2/20/1993
Fewest Free Throw Attempted	0	vs. Washington, 2/20/1993
Rebounds	76	vs. Washington State, 3/3/1958
Fewest Rebounds	14	three times (last vs. Stanford, 1/28/1988)
Rebounding Margin	41	vs. Washington State, 3/3/1958 (76-35)
Assists	41	vs. Texas Wesleyan, 12/1/1978
Blocked Shots	10	vs. Texas-Pan American, 12/28/2005
	10	vs. Oregon, 1/30/1999
	10	vs. College of Notre Dame, 12/30/1998
Steals	27	at Hawaii-Hilo, 12/22/1985
Fouls	35	at Canisus, 12/3/1949
Fewest Fouls	6	at Washington, 1/5/1985
Turnovers	39	at Portland State, 12/16/1976
Fewest Turnovers	3	at USC, 2/2/1989

## OPPONENT SINGLE GAME

Points	117	by Loyola Marymount, 12/19/1989 (113-117)
Fewest Points	16	by Stanford, 1/28/1980 (18-16)
Losing Margin	51	by Seattle, 1/6/2010 (99-48)
	51	by Arizona, 1/23/1997 (99-48)
Rebounds	67	by USC, 1/14/1956
Field Goals Made	49	by USC, 2/20/1971 (49-for-88)
Field Goals Attempted	88	by USC, 2/20/1971 (49-for-88)
Free Throws Made	36	by Oregon, 3/10/1967 (36-for-43)
Free Throws Attempted	50	by North Carolina, 12/30/1967 (34-for-50)

### SINGLE-GAME SCORING

NAME	PTS	DATE
Bo Kimble, Loyola Marymount	53	12/19/1989
Pete Maravich, LSU	46	12/22/1969
Anthony Roberts, Oral Roberts	43	12/30/1969
Pete Maravich, LSU	43	12/4/1969
Ray Thompson, Oral Roberts	42	12/16/1991
Don Curnutt, Miami (Fla.)	42	12/1/1969
Reggie Miller, UCLA	41	3/6/1986
Claude Terry, Stanford	41	2/26/1971
Greg Ballard, Oregon	40	3/3/1977

### SINGLE-GAME REBOUNDING

NAME	RBS	DATE
Bob Presley, California	25	2/24/1968
Ron Riley, USC	23	2/20/1971
Lew Alcindor, UCLA	23	2/18/1967
Kevin Love, UCLA	21	1/26/2008
Sidney Wicks, UCLA	21	2/19/1971
Ron Riley, USC	21	2/12/1971
Jim Loscutt, Oregon	21	2/25/1955
Chet Noe, Oregon	21	2/28/1953

## COACHING RECORDS

COACH	YEARS	SEASONS	W	L	PCT.
Stats Gill	1929-64	36	599	392	.604
Ralph Miller	1971-89	19	359	186	.659
Bob Hager	1923-28	6	115	53	.685
Paul Valenti	1965-70	6	91	82	.526
Jim Anderson	1990-95	6	79	90	.467
Jay John	2003-08	6	72	97	.426
E.J. Stewart	1912-16	5	67	33	.670
Eddie Payne	1996-00	5	52	88	.371
<b>Craig Robinson</b>	<b>2008-present</b>	<b>3</b>	<b>43</b>	<b>56</b>	<b>.434</b>
W.O. Trine	1903-07	5	39	7	.848
R.B. Rutherford	1921-22	2	27	19	.587
Ritchie McKay	2001-02	2	22	37	.372
E.D. Angell	1909-10	2	19	8	.704
Howard Ray	1918	1	15	0	1.000
Everett May	1917	1	11	7	.611
H.W. Hargiss	1919-20	2	10	25	.286
Roy Heater	1908	1	7	4	.636
J.W. Viggers	1903	1	5	1	.833
Clifford Reed	1911	1	3	5	.375
J.B. Patterson	1902	1	1	2	.333
Kevin Mouton	2008	1	0	13	.000

# GILL COLISEUM RECORDS

## ATTENDANCE

(Note: Fire marshal codes have prevented attendance figures from exceeding 10,400 since the 1984 expansion of Gill Coliseum.)

### BIGGEST CROWDS IN GILL COLISEUM HISTORY

1.	11,709	vs. Oregon, 1962
2.	11,315	vs. Oregon, 1955
3.	11,206	vs. San Francisco, 1955
4.	11,125	vs. Seattle, 1962
5.	10,642	vs. UCLA, 1980
6.	10,607	vs. Oregon, 1955
7.	10,597	vs. Cincinnati, 1964
8.	10,529	vs. California, 1971
9.	10,522	vs. UCLA, 1978
10.	10,520	vs. UCLA, 1973

### ALL-TIME BEST GILL COLISEUM SEASON ATTENDANCE (TOTAL)

1.	147,406	1982-83	15 games
2.	131,662	1979-80	13 games
3.	131,475	1984-85	13 games
4.	129,276	1954-55	17 games
5.	122,810	1978-79	13 games
6.	120,851	1980-81	12 games
7.	117,358	1990-91	14 games
8.	117,122	1989-90	12 games
9.	116,305	1991-92	14 games
10.	110,000	1983-84	11 games
	110,000	1981-82	11 games

### ALL-TIME BEST GILL COLISEUM SEASON ATTENDANCE (AVERAGE)

1.	10,128	1979-80	13 games
2.	10,113	1984-85	13 games
3.	10,071	1980-81	12 games
4.	10,000	1983-84	11 games
	10,000	1981-82	11 games
6.	9,827	1982-83	15 games
7.	9,760	1989-90	12 games
8.	9,447	1978-79	13 games
9.	9,122	1988-89	12 games
10.	8,760	1970-71	12 games

### GILL COLISEUM INDIVIDUAL GAME RECORDS

Points	58	Gary Payton vs. USC, 2/22/1990
Field Goals	22	Gary Payton vs. USC, 2/22/1990
Field Goal Att.	38	Gary Payton vs. USC, 2/22/1990
Field Goal Pct.	1.000	Charlie Sitton vs. Arizona, 2/13/1984 (10-10)
	1.000	Steve Johnson vs. Oregon, 1/17/1981 (10-10)
3-Pt. Field Goals	9	Ryan Allenby (Washington) vs. OSU, (2/16/08)
3-Pt. Field Goal Att.	15	Ryan Allenby (Washington) vs. OSU, (2/16/08)
3-Pt. FG Pct.	1.000	Lodrick Stewart (USC) vs. OSU, 1/6/2007 (6-6)
	1.000	Jared Ramirez (No. Colo.) vs. OSU, 11/17/2001 (6-6)
Free Throws	30	Pete Maravich (LSU) vs. OSU, 12/22/1969
Free Throw Attempted	31	Pete Maravich (LSU) vs. OSU, 12/22/1969
FT Pct.	1.000	Johnny Lee (Yale) vs. OSU, 12/27/1957 (21-21)
Rebounds	36	Swede Halbrook vs. Idaho, 2/15/1955
Assists	15	Gary Payton vs. Arizona State, 11/30/1989
Steals	8	Jared Cunningham vs. Washington St., 3/4/2010
	8	Seth Tarver vs. Cal State Bakersfield, 12/6/2009
	8	Brent Barry vs. Arizona, 2/23/1995
Blocked Shots	6	Matt Haryasz (Stanford) vs. OSU, 1/29/2004
	6	Nick DeWitz vs. TX-Pan Am., 12/28/2005
	6	Clifton Jones vs. Oregon, 1/30/1999
Turnovers	11	Deaundra Tanner vs. Wyoming, 12/20/1999

### GILL COLISEUM TEAM GAME RECORDS

Points	117	by Loyola Marymount, 2/12/1989
Fewest Points	23	by Oregon, 3/3/1984
Highest Combined Score	230	Loyola Marymount vs. OSU, 12/19/1989
Lowest Combined Score	52	Oregon vs. OSU, 3/3/1984
Winning Margin	+68	vs. Southern Colorado, 11/20/2000
Field Goals	52	vs. UC San Diego, 11/25/1997
	52	vs. Texas Wesleyan, 12/1/1978
Field Goals Attempted	98	vs. Idaho, 2/22/1964
Field Goal Pct.	.711	vs. Stanford, 1/26/1979 (32-45)
3-Pt. Field Goals	20	by USC, 1/29/2000
3-Pt. Field Goal Att.	51	by UC San Diego, 11/25/1997
3-Pt. Field Goal Pct.	.778	by Arizona, 1/14/1988 (7-9)
Free Throws	46	vs. Arizona State, 2/2/1983
Free Throw Att.	63	vs. Arizona State, 2/2/1983
Free Throw Pct.	.968	vs. Memphis State, 12/19/1990 (30-31)
Fewest Free Throws	0	vs. Washington, 2/20/1993
Fewest Free Throw Att.	0	vs. Washington, 2/20/1993
Rebounds	76	vs. Washington State, 3/3/1958
Assists	41	vs. Texas Wesleyan, 12/1/1978
Blocked Shots	13	by Stanford, 1/29/2004
Turnovers	34	by Eastern Washington, 11/30/1979
Fewest Turnovers	4	by Washington State, 2/16/2006
	4	vs. California, 3/2/1985
	4	vs. Portland, 12/7/1984

### GILL COLISEUM SEASON-BY-SEASON RECORDS

YEAR	W	L	ATT.	YEAR	W	L	ATT.	YEAR	W	L	ATT.	YEAR	W	L	ATT.
1949-50	8	6	87,463	1966-67	7	4	77,478	1983-84	11	0	110,000	2000-01	7	7	78,566
1950-51	7	6	70,641	1967-68	7	4	70,269	1984-85	9	4	131,475	2001-02	8	7	91,104
1951-52	5	10	67,391	1968-69	7	4	74,704	1985-86	5	7	101,437	2002-03	7	7	86,923
1952-53	6	9	75,142	1969-70	8	4	94,378	1986-87	10	4	105,732	2003-04	11	6	90,859
1953-54	10	3	91,805	1970-71	7	5	105,121	1987-88	9	3	91,598	2004-05	12	2	98,245
1954-55	14	3	129,276	1971-72	9	4	100,872	1988-89	10	2	109,461	2005-06	7	6	86,028
1955-56	5	9	76,715	1972-73	9	2	91,286	1989-90	11	1	117,122	2006-07	8	11	98,128
1956-57	7	5	63,045	1973-74	7	4	81,684	1990-91	12	2	117,358	2007-08	3	12	68,688
1957-58	12	1	84,723	1974-75	10	2	89,751	1991-92	9	5	116,305	2008-09	13	7	104,462
1958-59	9	6	76,002	1975-76	8	2	84,904	1992-93	8	4	94,280	2009-10	9	7	97,339
1959-60	10	4	68,449	1976-77	6	5	91,429	1993-94	4	9	85,913	2010-11	9	7	85,091
1960-61	8	4	69,896	1977-78	10	2	96,302	1994-95	7	5	77,745	62 seasons	541	279	5,776,825
1961-62	12	1	92,057	1978-79	11	2	122,810	1995-96	4	8	59,028				
1962-63	9	3	96,004	1979-80	13	0	131,662	1996-97	6	7	90,469				
1963-64	12	0	104,172	1980-81	11	1	120,851	1997-98	7	8	100,613				
1964-65	9	3	84,393	1981-82	11	0	110,000	1998-99	12	2	91,541				
1965-66	9	1	77,260	1982-83	11	4	147,406	1999-00	9	6	85,974				



# ANNUAL STATISTICAL LEADERS

YEAR	POINTS	REBOUNDS	ASSISTS	BLOCKED SHOTS	STEALS
1953-54	614 (21.2) * Swede Halbrook	344 (11.9) Swede Halbrook	—	—	—
1954-55	397 (20.9) Swede Halbrook	268 (14.1) Swede Halbrook	—	—	—
1955-56	467 (18.0) Dave Gambee	270 (10.4) Dave Gambee	—	—	—
1956-57	525 (20.2) * Dave Gambee	273 (10.5) Dave Gambee	—	—	—
1957-58	476 (18.3) Dave Gambee	285 (11.0) Dave Gambee	—	—	—
1958-59	374 (15.6) Lee Harman	216 (8.3) Karl Anderson	—	—	—
1959-60	272 (10.5) Jim Woodland	258 (9.9) Karl Anderson	—	—	—
1960-61	264 (10.2) Karl Anderson	198 (7.6) Jay Carty	—	—	—
1961-62	537 (18.5) Mel Counts	401 (13.8) Mel Counts	—	—	—
1962-63	661 (21.3) Mel Counts	485 (15.6) Mel Counts	—	—	—
1963-64	775 (26.7) Mel Counts	489 (16.9) Mel Counts	—	—	—
1964-65	548 (21.1) Jim Jarvis	183 (7.0) Charlie White	—	—	—
1965-66	362 (12.9) Loy Petersen	201 (7.4) Ed Fredenburg	—	—	—
1966-67	458 (16.4) Vince Fritz	202 (7.2) Loy Petersen	—	—	—
1967-68	418 (18.2) Vince Fritz	164 (6.6) Gary Freeman	—	—	—
1968-69	414 (15.9) Gary Freeman	244 (9.4) Gary Freeman	—	—	—
1969-70	418 (16.1) Vic Bartolome	226 (8.7) Vic Bartolome	—	—	—
1970-71	464 (17.8) Freddie Boyd	249 (9.6) Sam Whitehead	177 (6.8) Freddie Boyd	—	—
1971-72	554 (19.8) Freddie Boyd	216 (8.0) Sam Whitehead	185 (6.6) Freddie Boyd	—	—
1972-73	360 (13.8) Sam Whitehead	204 (7.8) Sam Whitehead	146 (5.6) Charlie Neal	—	—
1973-74	318 (12.2) Lonnie Shelton	204 (7.8) Lonnie Shelton	128 (5.3) Charlie Neal	—	—
1974-75	566 (18.3) Lonnie Shelton	292 (9.4) Lonnie Shelton	159 (5.1) George Tucker	—	—
1975-76	459 (17.0) Rocky Smith	160 (5.9) Paul Miller	137 (5.3) George Tucker	—	—
1976-77	575 (19.8) Rocky Smith	156 (5.6) Steve Johnson	175 (6.0) * George Tucker	—	—
1977-78	355 (13.7) Rickey Lee	178 (6.8) Rickey Lee	110 (4.1) Dwayne Allen	29 (1.1) Rickey Lee	49 (1.8) Dwayne Allen
1978-79	498 (18.4) Steve Johnson	178 (6.6) Steve Johnson	154 (5.5) Dwayne Allen	42 (1.6) Steve Johnson	63 (2.3) Ray Blume
1979-80	509 (17.0) Steve Johnson	207 (6.9) Steve Johnson	140 (4.7) Dwayne Allen	30 (1.0) Steve Johnson	66 (2.2) Ray Blume
1980-81	589 (21.0) * Steve Johnson	215 (7.7) Steve Johnson	111 (4.0) Lester Conner	41 (1.5) Steve Johnson	61 (2.2) Mark Radford
1981-82	448 (14.9) Lester Conner	163 (5.4) Lester Conner	153 (5.1) * Lester Conner	17 (0.6) Charlie Sitton	91 (3.0) * Lester Conner
1982-83	563 (18.8) Charlie Sitton	235 (7.6) * A.C. Green	99 (3.2) W. Brew/D. Flowers	11 (0.4) A.C. Green	36 (1.2) William Brew
1983-84	433 (14.9) Charlie Sitton	201 (8.7) A.C. Green	98 (3.4) Steve Woodside	20 (0.7) Charlie Sitton	27 (0.9) Alan Tait
1984-85	591 (19.1) * A.C. Green	286 (9.2) * A.C. Green	130 (4.2) Darryl Flowers	18 (0.6) A.C. Green	48 (1.5) Darryl Flowers
1985-86	361 (16.4) Jose Ortiz	188 (8.5) Jose Ortiz	144 (5.3) Darryl Flowers	32 (1.5) Jose Ortiz	55 (2.0) * Darryl Flowers
1986-87	668 (22.3) * Jose Ortiz	262 (8.7) Jose Ortiz	229 (7.6) * Gary Payton	41 (1.4) Jose Ortiz	58 (1.9) Gary Payton
1987-88	449 (14.5) Gary Payton	168 (5.4) Earl Martin	230 (7.4) * Gary Payton	11 (0.4) Gary Payton	72 (2.3) * Gary Payton
1988-89	603 (20.1) Gary Payton	135 (4.5) Earl Martin	244 (8.1) * Gary Payton	25 (0.9) Will Brantley	91 (3.0) * Gary Payton
1989-90	746 (25.7) * Gary Payton	152 (5.2) Earl Martin	235 (8.1) * Gary Payton	42 (1.4) Scott Haskin	100 (3.4) * Gary Payton
1990-91	506 (18.1) Teo Alibegovic	231 (8.3) Chad Scott	95 (3.4) Charles McKinney	30 (1.2) Will Brantley	49 (1.9) Will Brantley
1991-92	558 (18.0) Scott Haskin	201 (6.5) Scott Haskin	101 (3.3) Charles McKinney	68 (2.2) * Scott Haskin	44 (1.4) Charles McKinney
1992-93	450 (16.7) Scott Haskin	220 (8.1) Scott Haskin	89 (3.3) Charles McKinney	51 (1.9) * Scott Haskin	44 (1.6) Charles McKinney
1993-94	411 (15.2) Brent Barry	154 (5.9) Jerohn Brown	124 (4.6) Stephane Brown	23 (0.9) Brent Barry	64 (2.4) Brent Barry
1994-95	567 (21.0) Brent Barry	203 (7.5) Mustapha Hoff	104 (3.9) Brent Barry	20 (1.0) Jerohn Brown	72 (2.7) Brent Barry
1995-96	272 (10.1) J.D. Vetter	120 (4.4) C. Benjamin/M. Brown	78 (2.9) Markee Brown	14 (0.5) Iyan Walker	48 (1.8) Markee Brown
1996-97	403 (14.9) Carson Cunningham	155 (5.7) Terrill Woods	126 (4.7) Carson Cunningham	34 (1.3) Todd Marshall	35 (1.3) Carson Cunningham
1997-98	496 (19.8) Corey Benjamin	131 (4.7) John-Blair Bickerstaff	99 (3.5) John-Blair Bickerstaff	20 (1.0) Todd Marshall	50 (1.7) Deandra Tanner
1998-99	427 (15.8) Deandra Tanner	172 (6.4) Clifton Jones	126 (4.7) Deandra Tanner	36 (1.3) Clifton Jones	46 (1.7) Deandra Tanner
1999-00	397 (14.2) Deandra Tanner	165 (5.7) Clifton Jones	143 (5.1) Deandra Tanner	31 (1.1) Clifton Jones	54 (1.9) Deandra Tanner
2000-01	372 (13.8) Jason Heide	148 (5.5) Jason Heide	98 (3.5) Deandra Tanner	19 (0.6) Brian Jackson	35 (1.2) Adam Masten
2001-02	454 (16.2) Philip Ricci	198 (7.1) Philip Ricci	84 (2.9) Adam Masten	41 (1.5) Philip Ricci	32 (1.1) Adam Masten
2002-03	463 (16.5) Philip Ricci	230 (8.2) * Philip Ricci	105 (3.8) Lamar Hurd	34 (1.2) Philip Ricci	34 (1.2) Jimmie Haywood
2003-04	482 (17.2) David Lucas	192 (6.9) David Lucas	138 (4.9) Lamar Hurd	19 (0.7) Kyle Jeffers	42 (1.5) J.S. Nash
2004-05	408 (18.5) David Lucas	154 (7.0) David Lucas	96 (3.0) Jason Fontenet	52 (2.0) Nick DeWitz	33 (1.1) Lamar Hurd
2005-06	406 (13.5) Sasa Cuić	207 (6.7) Marcel Jones	69 (2.7) Jason Fontenet	59 (2.1) * Nick DeWitz	27 (0.9) Marcel Jones
2006-07	489 (15.3) Marcel Jones	187 (5.8) Kyle Jeffers	123 (3.8) Josh Tarver	32 (1.0) Kyle Jeffers	49 (1.5) Marcel Jones
2007-08	311 (10.4) Marcel Jones	170 (5.7) Marcel Jones	75 (2.5) Josh Tarver	16 (1.6) C.J. Giles	37 (1.2) Josh Tarver
2008-09	389 (13.0) Calvin Haynes	194 (5.4) Seth Tarver	120 (3.3) Roeland Schaftenaar	30 (0.8) Roeland Schaftenaar	60 (1.7) Seth Tarver
2009-10	399 (12.5) Calvin Haynes	146 (4.6) Seth Tarver	72 (2.3) Seth Tarver	13 (0.4) Roeland Schaftenaar	70 (2.2) * Seth Tarver
2010-11	427 (14.2) Jared Cunningham	193 (6.2) Omari Johnson	73 (2.4) Joe Burton	23 (0.8) Devon Collier	85 (2.8) * Jared Cunningham

\* led the conference

# ANNUAL STATISTICAL LEADERS

YEAR	FIELD GOAL PCT.	FIELD GOALS MADE	FREE THROWS MADE	3-PT FG MADE	MINUTES PLAYED
1953-54	.451 Swede Halbrook	218 Swede Halbrook	178 Swede Halbrook	—	—
1954-55	.521 Swede Halbrook	151 Swede Halbrook	95 Swede Halbrook	—	—
1955-56	.424 Bob Allford	174 Dave Gambee	119 Dave Gambee	—	—
1956-57	.350 Dave Gambee	180 Dave Gambee	165 Dave Gambee	—	—
1957-58	.412 Ken Nanson	180 Dave Gambee	116 Dave Gambee	—	—
1958-59	.439 Lee Harman	118 Lee Harman	138 Lee Harman	—	—
1959-60	.406 Jay Carty	98 Jim Woodland	76 Jim Woodland	—	—
1960-61	.470 Karl Anderson	111 Karl Anderson	68 Bob Jacobson	—	—
1961-62	.447 Terry Baker	193 Mel Counts	151 Mel Counts	—	—
1962-63	.441 Mel Counts	253 Mel Counts	155 Mel Counts	—	—
1963-64	.500 Jim Jarvis	269 Mel Counts	237 Mel Counts	—	—
1964-65	.447 Jim Jarvis	216 Jim Jarvis	116 Jim Jarvis	—	—
1965-66	.494 Charlie White	133 Loy Petersen	96 L. Petersen/C. White	—	—
1966-67	.473 Ed Fredenburg	164 Vince Fritz	130 Vince Fritz	—	—
1967-68	.661 Vic Bartolome	151 Vince Fritz	116 Vince Fritz	—	—
1968-69	.554 Vic Bartolome	163 Gary Freeman	88 Gary Freeman	—	—
1969-70	.622 Vic Bartolome	178 Vic Bartolome	62 Vic Bartolome	—	—
1970-71	.527 Freddie Boyd	188 Freddie Boyd	88 Freddie Boyd	—	—
1971-72	.528 Steve Erickson	204 Freddie Boyd	146 Freddie Boyd	—	—
1972-73	.526 Ron Jones	144 Sam Whitehead	72 Sam Whitehead	—	—
1973-74	.538 Steve Erickson	135 Lonnie Shelton	57 Paul Miller	—	—
1974-75	.549 Don Smith	235 Lonnie Shelton	96 Lonnie Shelton	—	—
1975-76	.586 * Paul Miller	199 Rocky Smith	86 George Tucker	—	—
1976-77	.596 * Steve Johnson	238 Rocky Smith	99 Rocky Smith	—	1,000 (34.5) Rocky Smith
1977-78	.498 Mark Radford	138 Rickey Lee	79 Rickey Lee	—	889 (32.9) Dwayne Allen
1978-79	.661 * Steve Johnson	197 Steve Johnson	104 Steve Johnson	—	961 (34.3) Ray Blume
1979-80	.710 * Steve Johnson	211 Steve Johnson	87 Steve Johnson	—	1,111 (37.0) Ray Blume
1980-81	.746 * Steve Johnson	235 Steve Johnson	119 Steve Johnson	—	903 (32.3) Ray Blume
1981-82	.615 A.C. Green	151 Lester Conner	146 Lester Conner	—	1,112 (37.1) William Brew
1982-83	.575 Charlie Sitton	199 Charlie Sitton	165 Charlie Sitton	—	1,113 (35.9) A.C. Green
1983-84	.657 * A.C. Green	154 Charlie Sitton	141 A.C. Green	—	1,024 (35.3) Steve Woodside
1984-85	.599 A.C. Green	217 A.C. Green	157 A.C. Green	—	1,191 (38.4) A.C. Green
1985-86	.528 Tyrone Miller	137 Jose Ortiz	87 Jose Ortiz	—	981 (36.3) Steve Woodside
1986-87	.584 Jose Ortiz	248 Jose Ortiz	171 Jose Ortiz	16 Bill Sherwood	1,115 (37.2) Gary Payton
1987-88	.543 Earl Martin	180 Gary Payton	96 Bill Sherwood	31 Gary Payton	1,178 (38.0) Gary Payton
1988-89	.520 Earl Martin	208 Gary Payton	105 Gary Payton	82 Gary Payton	1,140 (38.0) Gary Payton
1989-90	.549 Will Brantley	288 Gary Payton	118 Gary Payton	52 Gary Payton	1,095 (37.8) Gary Payton
1990-91	.525 Leroy Jackson	180 Teo Alibegovic	120 Teo Alibegovic	37 Charles McKinney	968 (34.6) Chad Scott
1991-92	.612 * Scott Haskin	226 Scott Haskin	106 Scott Haskin	59 Charles McKinney	987 (31.8) Charles McKinney
1992-93	.521 Scott Haskin	176 Scott Haskin	98 Scott Haskin	51 Charles McKinney	963 (35.7) Chad Scott
1993-94	.498 Brent Barry	144 Brent Barry	99 Stephane Brown	38 Brent Barry	959 (35.5) Brent Barry
1994-95	.514 Brent Barry	181 Brent Barry	153 Brent Barry	52 Brent Barry	1,012 (37.5) Brent Barry
1995-96	.431 Rob Williams	95 Markee Brown	76 J.D. Vetter	40 J.D. Vetter	859 (31.8) Markee Brown
1996-97	.432 Corey Benjamin	125 Carson Cunningham	125 Carson Cunningham	35 C. Benjamin/R. Grady	832 (30.8) Carson Cunningham
1997-98	.544 John-Blair Bickerstaff	185 Corey Benjamin	97 Corey Benjamin	51 Jerome Vaden	846 (30.2) John-Blair Bickerstaff
1998-99	.540 Jason Heide	142 Deandra Tanner	92 Deandra Tanner	57 Josh Steinthal	987 (36.6) Deandra Tanner
1999-00	.636 Clifton Jones	129 Deandra Tanner	82 Brian Jackson	60 Deandra Tanner	963 (34.4) Deandra Tanner
2000-01	.551 Jason Heide	140 Jason Heide	89 Jason Heide	46 Josh Steinthal	1,013 (33.8) Adam Masten
2001-02	.539 Brian Jackson	161 Philip Ricci	130 Philip Ricci	43 Joe See	894 (31.9) Philip Ricci
2002-03	.520 Philip Ricci	173 Philip Ricci	111 Philip Ricci	51 Jimmie Haywood	934 (33.4) Lamar Hurd
2003-04	.511 David Lucas	185 David Lucas	111 David Lucas	76 Chris Stephens	959 (34.2) Lamar Hurd
2004-05	.543 David Lucas	163 David Lucas	100 J.S. Nash	48 Chris Stephens	919 (29.6) J.S. Nash
2005-06	.490 Sasa Cuic	126 Sasa Cuic	118 Sasa Cuic	38 Chris Stephens	972 (31.4) Chris Stephens
2006-07	.451 Marcel Jones	196 Marcel Jones	66 Sasa Cuic	42 Sasa Cuic	1,064 (33.2) Josh Tarver
2007-08	.437 Roeland Schaftenaar	121 Marcel Jones	46 Josh Tarver	40 Seth Tarver	879 (28.4) Seth Tarver
2008-09	.579 Seth Tarver	140 Calvin Haynes	74 Roeland Schaftenaar	48 Calvin Haynes	1,203 (33.4) Rickey Claitt
2009-10	.512 Jared Cunningham	137 Calvin Haynes	83 Roeland Schaftenaar	50 Calvin Haynes	990 (30.9) Calvin Haynes
2010-11	.578 Devon Collier	117 Jared Cunningham	166 Jared Cunningham	42 Ahmad Starks	877 (29.2) Jared Cunningham

\* led the conference

# ANNUAL TEAM STATISTICS

YEAR	GP	FG-FGA	PCT	3FG-FGA	PCT	FT-FTA	PCT	REB (AVG)	PF	AST (AVG)	TO (AVG)	BLK (AVG)	STL (AVG)	PTS (AVG)
1953-54	29	638-1784	.360	—	—	510-896	.570	1139 (39.3)	579	—	—	—	—	1781 (61.8)
1954-55	30	680-1810	.376	—	—	469-725	.647	1250 (41.7)	508	—	—	—	—	1829 (60.9)
1955-56	26	536-1667	.321	—	—	417-709	.590	1150 (44.2)	460	—	—	—	—	1525 (58.8)
1956-57	26	519-1550	.335	—	—	522-759	.688	1130 (43.5)	432	—	—	—	—	1560 (60.0)
1957-58	26	635-1690	.376	—	—	412-637	.647	1178 (45.3)	500	—	—	—	—	1682 (64.7)
1958-59	26	578-1654	.349	—	—	380-592	.642	1281 (49.3)	536	—	—	—	—	1535 (59.0)
1959-60	26	534-1475	.362	—	—	392-642	.610	1261 (48.5)	516	—	—	—	—	1460 (56.2)
1960-61	26	582-1498	.389	—	—	417-595	.701	1115 (42.9)	494	—	—	—	—	1582 (60.8)
1961-62	29	746-1830	.407	—	—	518-723	.666	1499 (51.7)	498	—	—	—	—	2010 (69.3)
1962-63	31	790-1944	.406	—	—	449-608	.738	1439 (46.4)	588	—	—	—	—	2026 (65.4)
1963-64	29	800-1828	.438	—	—	518-739	.701	1302 (44.9)	578	—	—	—	—	2117 (73.0)
1964-65	26	577-1326	.435	—	—	401-563	.712	914 (35.2)	499	—	—	—	—	1555 (59.6)
1965-66	28	630-1413	.446	—	—	440-586	.750	1028 (36.7)	446	—	—	—	—	1694 (60.5)
1966-67	28	606-1411	.429	—	—	386-575	.671	968 (34.6)	524	—	—	—	—	1598 (57.0)
1967-68	25	606-1235	.491	—	—	378-511	.740	773 (30.9)	446	—	—	—	—	1592 (63.7)
1968-69	26	643-1358	.474	—	—	360-538	.669	981 (37.7)	492	—	—	—	—	1646 (63.3)
1969-70	26	698-1532	.456	—	—	327-476	.687	1014 (39.0)	469	—	—	—	—	1723 (66.2)
1970-71	26	801-1752	.457	—	—	381-554	.689	1082 (41.6)	535	449 (17.3)	—	—	—	1983 (76.3)
1971-72	28	830-1755	.473	—	—	503-677	.745	1098 (39.2)	513	491 (17.5)	—	—	—	2163 (77.3)
1972-73	26	804-1762	.466	—	—	361-482	.749	1093 (42.0)	565	461 (17.7)	—	—	—	1969 (75.7)
1973-74	26	758-1588	.477	—	—	329-479	.689	931 (35.8)	555	500 (19.2)	—	—	—	1845 (71.0)
1974-75	31	948-1938	*.489	—	—	395-557	*.709	1084 (35.0)	625	566 (18.3)	477 (15.4)	—	—	2291 (73.9)
1975-76	27	839-1597	*.525	—	—	393-548	.717	853 (31.6)	554	485 (18.0)	449 (16.6)	—	—	2071 (76.7)
1976-77	29	862-1723	.500	—	—	355-478	*.743	910 (31.3)	616	497 (17.1)	473 (16.3)	—	—	2079 (71.7)
1977-78	27	718-1532	.469	—	—	316-486	.650	843 (31.2)	609	437 (16.2)	495 (18.3)	55 (2.0)	210 (7.8)	1752 (64.9)
1978-79	28	842-1617	.521	—	—	408-615	.663	928 (33.1)	611	*571 (20.4)	477 (17.0)	73 (2.6)	*293 (10.5)	2092 (74.7)
1979-80	30	943-1732	*.544	—	—	432-627	.689	978 (32.6)	624	*651 (21.7)	500 (16.7)	54 (1.8)	*274 (9.1)	2318 (77.3)
1980-81	28	862-1528	*.564	—	—	420-626	.671	868 (31.0)	554	597 (21.3)	391 (14.0)	78 (2.8)	239 (8.5)	2144 (76.6)
1981-82	30	810-1518	*.534	—	—	467-653	.715	879 (29.3)	516	*490 (16.3)	420 (14.0)	54 (1.8)	*246 (8.2)	2087 (69.6)
1982-83	31	813-1597	.509	—	—	504-706	.714	896 (28.9)	577	*524 (16.9)	466 (15.0)	46 (1.5)	206 (6.6)	2130 (68.7)
1983-84	29	647-1253	.516	—	—	450-620	*.726	769 (26.5)	476	428 (14.8)	372 (12.9)	41 (1.4)	150 (5.2)	1744 (60.1)
1984-85	31	759-1445	*.525	—	—	444-662	.671	845 (27.3)	523	*501 (16.2)	407 (13.1)	59 (1.9)	225 (7.3)	1962 (63.3)
1985-86	27	667-1468	.454	—	—	310-487	.637	845 (31.3)	489	452 (16.7)	345 (12.8)	56 (2.1)	197 (7.3)	1644 (60.9)
1986-87	30	794-1678	.473	56-170	.329	405-592	.684	959 (32.0)	538	*514 (17.1)	358 (12.0)	107 (3.6)	*227 (7.6)	2049 (68.3)
1987-88	31	825-1676	.492	97-239	.406	346-499	.693	801 (25.8)	519	*573 (18.5)	349 (11.3)	53 (1.7)	*288 (9.3)	2093 (67.5)
1988-89	30	878-1798	.488	165-434	.380	393-578	.680	865 (28.8)	585	*579 (19.3)	333 (11.1)	83 (2.8)	*320 (10.7)	2314 (77.1)
1989-90	29	884-1816	.487	126-375	.336	378-558	.677	942 (32.5)	582	*538 (18.6)	322 (11.1)	101 (3.5)	*277 (9.6)	2272 (78.4)
1990-91	28	783-1642	.477	133-386	.345	385-520	*.740	886 (31.6)	451	468 (16.7)	391 (14.0)	97 (3.5)	211 (7.5)	2084 (74.4)
1991-92	31	860-1771	.486	165-467	.353	439-602	.729	982 (31.7)	535	549 (17.7)	461 (14.8)	113 (3.6)	238 (7.7)	2324 (75.0)
1992-93	27	656-1477	.444	143-440	.325	413-586	.705	890 (33.0)	477	425 (15.7)	418 (15.5)	111 (4.1)	219 (8.1)	1868 (69.2)
1993-94	27	676-1607	.421	135-450	.300	379-608	.623	896 (33.2)	527	366 (13.6)	445 (16.5)	56 (2.1)	*235 (8.7)	1866 (69.1)
1994-95	27	717-1561	.459	110-343	.321	496-702	.707	916 (33.9)	518	380 (14.1)	453 (16.8)	66 (2.4)	211 (7.8)	2040 (75.6)
1995-96	27	544-1346	.404	130-415	.313	300-477	.629	778 (28.8)	522	303 (11.2)	454 (16.8)	41 (1.5)	188 (7.0)	1518 (56.2)
1996-97	27	666-1531	.435	149-459	.325	383-619	.619	982 (36.4)	571	364 (13.5)	521 (19.3)	90 (3.3)	189 (7.0)	1864 (69.0)
1997-98	30	775-1683	.460	155-470	.330	417-691	.603	1070 (35.7)	633	433 (14.4)	519 (17.3)	103 (3.4)	256 (8.5)	2122 (70.7)
1998-99	29	618-1433	.431	161-460	.350	350-567	.617	998 (37.0)	494	339 (12.5)	426 (15.8)	97 (3.3)	173 (6.0)	1747 (64.7)
1999-00	29	714-1605	.445	206-571	.361	383-584	.656	1008 (34.8)	613	447 (15.4)	476 (16.4)	84 (2.9)	221 (7.6)	2017 (69.6)
2000-01	30	632-1448	.436	217-650	.334	375-516	.727	821 (27.4)	544	399 (13.3)	380 (12.7)	46 (1.5)	155 (5.2)	1856 (61.9)
2001-02	29	643-1431	.449	187-528	.354	393-542	.725	876 (30.2)	494	401 (13.8)	414 (14.3)	71 (2.4)	129 (4.4)	1866 (64.3)
2002-03	28	671-1595	.421	126-420	.300	435-634	.686	1022 (36.5)	464	382 (13.6)	383 (13.7)	98 (3.5)	150 (5.4)	1903 (68.0)
2003-04	28	728-1738	.419	162-475	.341	400-575	.696	1009 (36.0)	510	399 (14.3)	395 (14.1)	64 (2.3)	203 (7.3)	2018 (72.1)
2004-05	32	810-1826	.444	194-509	.381	514-710	.724	1094 (34.2)	560	429 (13.4)	471 (14.7)	*126 (3.9)	193 (6.0)	2328 (72.8)
2005-06	31	704-1605	.439	166-470	.353	469-674	.696	1028 (33.2)	530	363 (11.7)	479 (15.5)	*147 (4.7)	171 (5.5)	2043 (65.9)
2006-07	32	755-1807	.418	169-583	.290	349-586	.596	1028 (32.1)	564	387 (12.1)	430 (13.4)	98 (3.1)	246 (7.7)	2028 (63.4)
2007-08	31	684-1831	.374	168-579	.290	322-496	.649	1070 (34.5)	570	327 (10.5)	390 (12.6)	90 (2.9)	168 (5.4)	1858 (59.9)
2008-09	36	805-1725	.467	222-624	.356	357-553	.646	1038 (28.8)	557	465 (12.9)	477 (13.2)	68 (1.9)	242 (6.7)	2189 (60.8)
2009-10	32	670-1556	.431	140-475	.295	449-665	.675	1020 (31.9)	528	365 (11.4)	479 (14.9)	63 (1.9)	261 (8.2)	1929 (60.3)
2010-11	31	737-1727	.427	160-527	.304	513-753	.681	1064 (34.3)	575	374 (12.1)	472 (15.2)	68 (2.2)	*293 (9.5)	2147 (69.3)

\* led the conference

# OREGON STATE IN THE POLLS

## 1953-54 SEASON

DATE	AP	UPI
Dec. 8	13	—
Dec. 15	11	15
Dec. 22	12	11
Dec. 29	4	4
Jan. 5	10	11
Jan. 12	—	20
Jan. 19	—	16
Jan. 26	—	17
Feb. 9	—	17
March 2	—	20
March 9	t-16	16

## 1954-55 SEASON

DATE	AP	UPI
Dec. 7	—	17
Jan. 18	—	19
Jan. 25	—	19
Feb. 1	19	15
Feb. 8	18	15
Feb. 15	16	14
Feb. 22	—	14
March 1	14	12
March 8	10	8

## 1957-58 SEASON

DATE	AP	UPI
Dec. 17	17	10
Dec. 24	—	17
Dec. 31	18	11
Jan. 7	15	10
Jan. 14	16	11
Jan. 21	—	13
Jan. 28	20	14
Feb. 4	—	16
March 4	—	20
March 11	—	16

## 1961-62 SEASON

DATE	AP	UPI
Jan. 2	—	10
Jan. 9	—	9
Jan. 16	—	10
Jan. 23	—	10
Jan. 30	—	9
Feb. 6	10	9
Feb. 13	6	6
Feb. 20	10	8
Feb. 27	—	11
March 6	—	13
March 13	—	11

## 1962-63 SEASON

DATE	AP	UPI
Preseason	7	—
Dec. 4	7	5
Dec. 11	9	6
Dec. 18	—	13
Jan. 1	—	10
Jan. 8	—	11
Jan. 15	10	10
Jan. 22	—	12
Jan. 29	9	9
Feb. 5	—	10
Feb. 12	—	10
Feb. 19	—	13
Feb. 26	—	19
March 5	—	15
March 12	—	14

## 1963-64 SEASON

DATE	AP	UPI
Preseason	10	—
Dec. 10	9	7
Dec. 17	—	10
Dec. 24	9	7

Dec. 31	8	8
Jan. 7	6	6
Jan. 14	7	7
Jan. 21	10	10
Jan. 28	—	10
Feb. 4	—	10
Feb. 11	9	8
Feb. 18	7	6
Feb. 25	6	5
March 3	6	5
March 10	6	5

## 1965-66 SEASON

DATE	AP	UPI
Jan. 4	—	t-20
Feb. 22	—	19
March 1	—	14
March 8	—	15

## 1970-71 SEASON

DATE	AP	UPI
Jan. 12	20	—

## 1972-73 SEASON

DATE	AP	UPI
Jan. 30	—	17
Feb. 6	—	18

## 1974-75 SEASON

DATE	AP	UPI
Feb. 11	17	11
Feb. 18	20	11
Feb. 25	17	10
March 4	15	10
March 11	15	—
March 18	13	—
April 2	18	—

## 1975-76 SEASON

DATE	AP	UPI
Jan. 13	17	20
Jan. 20	13	11
Jan. 27	16	15
Feb. 3	—	18

## 1979-80 SEASON

DATE	AP	UPI
Preseason	17	—
Dec. 4	15	14
Dec. 11	14	12
Dec. 18	19	20
Dec. 26	18	19
Jan. 1	14	12
Jan. 8	9	7
Jan. 15	4	7
Jan. 22	2	2
Jan. 29	2	2
Feb. 5	4	4
Feb. 12	4	4
Feb. 19	6	5
Feb. 26	6	5
March 4	5	5

## 1980-81 SEASON

DATE	AP	UPI
Preseason	7	—
Dec. 2	6	—
Dec. 9	5	5
Dec. 16	4	4
Dec. 23	4	4
Dec. 30	2	2
Jan. 6	2	2
Jan. 13	1	1
Jan. 20	1	1
Jan. 27	t-1	1
Feb. 3	2	1
Feb. 10	2	1

Feb. 17	2	1
Feb. 24	1	1
March 3	1	1
March 10	2	2

## 1981-82 SEASON

DATE	AP	UPI
Dec. 8	19	15
Dec. 15	20	—
Dec. 22	16	15
Dec. 29	15	12
Jan. 5	17	19
Jan. 12	15	14
Jan. 19	12	10
Jan. 26	8	7
Feb. 2	10	7
Feb. 9	6	6
Feb. 16	5	5
Feb. 23	4	4
March 2	4	4
March 9	4	4

## 1982-83 SEASON

DATE	AP	UPI
Preseason	10	—
Nov. 30	19	—

## 1983-84 SEASON

DATE	AP	UPI
Preseason	10	—
Nov. 29	10	—
Dec. 6	18	17
Dec. 13	14	14
Dec. 20	15	14
Dec. 27	19	—
Jan. 3	15	16
Jan. 10	16	14
Jan. 17	11	10
Jan. 24	—	20
Jan. 31	—	20
Feb. 7	20	15
Feb. 14	20	20
Feb. 21	20	20
Feb. 28	20	20
March 6	20	17
March 13	17	20

## 1984-85 SEASON

DATE	AP	UPI
Jan. 8	20	12
Jan. 15	14	11
Jan. 22	10	8
Jan. 29	14	12
Feb. 5	16	11
Feb. 12	18	17
Feb. 19	19	17

## 1988-89 SEASON

DATE	AP	UPI
Dec. 6	—	20

## 1989-90 SEASON

DATE	AP	UPI
Dec. 5	24	20
Dec. 12	23	—
Dec. 19	21	17
Dec. 26	23	—
Jan. 2	23	—
Jan. 9	22	—
Jan. 16	18	—
Jan. 23	17	16
Jan. 30	21	—
Feb. 6	18	17
Feb. 13	16	16
Feb. 20	17	18
Feb. 27	16	15
March 6	22	—
March 13	22	—

# STREAKS

## OVERALL WINNING STREAKS

STREAK	YEARS
27	1904-05 to 1906-07
26	1980-81
17	twice: 1916-17 to 1917-18; 1921-22 to 1922-23
16	1961-62
14	1979-80
13	twice: 1911-12 to 1912-13; 1954-55
12	1963-64
10	seven times: last in 1989-90

## OVERALL LOSING STREAKS

STREAK	YEARS
25	2007-2008 to 2008-09
14	1995-96
10	twice: 1920-21; 1949-50 to 1950-51
9	twice: 1919-20; 1993-94 to 1994-95

## OVERALL HOME WINNING STREAKS

STREAK	YEARS
24	1979-80 to 1980-81
17	twice: 1983-84 to 1984-85; 1989-90 to 1990-91

## OVERALL HOME LOSING STREAKS

STREAK	YEARS
12	2007-2008 to 2008-09
6	three times: 1955-56; 1995-96; 2006-07
5	twice: 1999-00; 2001-02

## OVERALL ROAD WINNING STREAKS

STREAK	YEARS
13	1980-81 to 1981-82
7	1965-66 to 1966-67
6	three times: 1954-55; 1961-62; 1962-63 to 1963-64

## OVERALL ROAD LOSING STREAKS

STREAK	YEARS
21	1995-96 to 1996-97
16	1993-94 to 1994-95
14	1999-00 to 2000-01

## OVERALL ROAD & NEUTRAL WINNING STREAKS

STREAK	YEARS
15	1980-81
9	twice: 1961-62; 1989-90

## OVERALL ROAD & NEUTRAL LOSING STREAKS

STREAK	YEARS
17	1993-94 to 1994-95
14	1995-96 to 1996-97
13	2007-2008 to 2008-09
11	2002-03 to 2003-04

## CONFERENCE WINNING STREAKS

STREAK	YEARS
20	1979-80 to 1980-81
14	1953-54 to 1954-55
12	1916-17 to 1917-18
10	twice: 1911-12 to 1912-13; 1921-22

## CONFERENCE LOSING STREAKS

STREAK	YEARS
21	2007-08 to 2008-09
16	1919-20 to 1920-21
14	1995-96
13	1937-38 to 1938-39

(home, road and neutral-site records date to 1949-50)

# ANNUAL WIN-LOSS RECORD

YEAR	COACH	OVERALL			HOME	AWAY	NEUTRAL	CONFERENCE			POSTSEASON	
		W	L	PCT.				RECORD	PLACE	HOME		AWAY
1901-02	J.B. Patterson	1	2	.333	—	—	—	—	none	—	—	
1902-03	Viggers/Trine	5	1	.833	—	—	—	—	none	—	—	
1903-04	Thorpe/Trine	7	3	.700	—	—	—	—	none	—	—	
1904-05	W.O. Trine	5	3	.625	—	—	—	—	none	—	—	
1905-06	W.O. Trine	10	0	1.000	—	—	—	—	none	—	—	
1906-07	W.O. Trine	17	1	.944	—	—	—	—	none	—	—	
1907-08	Roy Heater	7	4	.636	—	—	—	—	none	—	—	
1908-09	E.D. Angell	10	1	.909	—	—	—	3-0	1st NWC	1-0	2-0	
1909-10	E.D. Angell	9	7	.563	—	—	—	6-6	3rd NWC	—	—	
1910-11	Clifford Reed	3	5	.375	—	—	—	1-1	4th NWC	1-1	0-0	
1911-12	E.J. Stewart	16	3	.842	11-0	5-3	0-0	9-2	1st NWC	6-0	3-2	
1912-13	E.J. Stewart	15	7	.682	—	—	—	9-7	3rd NWC	6-2	3-5	
1913-14	E.J. Stewart	10	8	.556	—	—	—	5-7	4th NWC	4-2	1-5	
1914-15	E.J. Stewart	10	10	.500	—	—	—	3-9	6th NWC	2-4	1-5	
1915-16	E.J. Stewart	16	5	.762	8-1	8-4	0-0	5-3	t-1st PCC	3-1	2-2	
1916-17	Everett May	11	7	.611	—	—	—	7-6	4th PCC	3-2	4-4	
1917-18	Howard Ray	15	0	1.000	—	—	—	10-0	1st PCC North	6-0	4-0	
1918-19	H.W. Hargiss	3	13	.188	2-4	1-9	0-0	3-9	4th PCC North	2-4	1-5	
1919-20	H.W. Hargiss	7	12	.368	—	—	—	5-7	t-4th PCC	4-4	1-3	
1920-21	R.B. Rutherford	6	17	.261	—	—	—	2-14	6th PCC	1-5	1-9	
1921-22	R.B. Rutherford	21	2	.913	—	—	—	10-2	2nd PCC	4-2	6-0	
1922-23	Bob Hager	19	7	.731	—	—	—	4-4	t-3rd PCC North	3-1	1-3	
1923-24	Bob Hager	20	5	.800	8-0	12-5	0-0	6-2	2nd PCC North	4-0	2-2	
1924-25	Bob Hager	29	8	.784	—	—	—	7-2	t-1st PCC North	4-1	3-1	PCC
1925-26	Bob Hager	18	6	.750	—	—	—	6-4	2nd PCC North	4-1	2-3	
1926-27	Bob Hager	14	11	.560	—	—	—	4-6	4th PCC North	3-2	1-4	
1927-28	Bob Hager	15	16	.488	—	—	—	4-6	t-3rd PCC North	3-2	1-4	
1928-29	Slats Gill	12	8	.600	—	—	—	4-6	4th PCC North	2-3	2-3	
1929-30	Slats Gill	14	13	.519	—	—	—	7-9	4th PCC North	3-5	4-4	
1930-31	Slats Gill	19	9	.679	—	—	—	9-7	3rd PCC North	5-3	4-4	
1931-32	Slats Gill	12	12	.500	—	—	—	8-8	3rd PCC North	4-4	4-4	
1932-33	Slats Gill	21	6	.778	—	—	—	12-4	1st PCC	5-3	7-1	PCC
1933-34	Slats Gill	14	10	.583	—	—	—	7-9	3rd PCC North	5-3	2-6	
1934-35	Slats Gill	19	9	.679	—	—	—	12-4	1st PCC North	8-0	4-4	PCC
1935-36	Slats Gill	16	9	.540	—	—	—	10-6	2nd PCC North	6-2	4-4	
1936-37	Slats Gill	11	15	.423	—	—	—	5-11	4th PCC North	3-5	2-6	
1937-38	Slats Gill	17	16	.515	—	—	—	6-14	5th PCC North	4-6	2-8	
1938-39	Slats Gill	13	11	.542	—	—	—	6-10	4th PCC North	4-4	2-6	
1939-40	Slats Gill	27	11	.711	7-2	12-8	8-1	12-4	1st PCC North	6-2	6-2	PCC
1940-41	Slats Gill	19	9	.679	10-1	6-8	3-0	9-7	2nd PCC North	7-1	2-6	
1941-42	Slats Gill	18	9	.667	6-2	10-7	2-0	11-5	1st PCC North	6-2	5-3	PCC
1942-43	Slats Gill	19	9	.679	13-2	6-7	0-0	8-8	4th PCC North	6-2	2-6	
1943-44	Slats Gill	8	16	.333	5-8	3-8	0-0	5-11	t-3rd PCC North	3-5	2-6	
1944-45	Slats Gill	20	8	.714	13-2	7-6	0-0	10-6	3rd PCC North	7-1	3-5	
1945-46	Slats Gill	13	11	.542	7-4	4-7	2-0	10-6	2nd PCC North	6-2	4-4	
1946-47	Slats Gill	28	5	.848	14-0	11-4	3-1	13-3	1st PCC	8-0	5-3	PCC, NCAA
1947-48	Slats Gill	21	13	.618	13-4	7-7	1-2	10-6	t-1st PCC North	7-1	3-5	PCC
1948-49	Slats Gill	24	12	.667	13-4	6-5	5-3	12-4	1st PCC	8-0	4-0	PCC, NCAA
1949-50 *	Slats Gill	13	14	.481	8-6	5-8	0-0	8-8	t-2nd PCC North	6-2	2-6	
1950-51	Slats Gill	14	18	.438	7-6	4-12	3-0	6-10	t-4th PCC North	4-4	2-6	
1951-52	Slats Gill	9	19	.596	5-10	3-9	1-0	3-13	5th PCC North	2-6	1-7	
1952-53	Slats Gill	11	18	.379	6-9	3-9	2-0	6-10	4th PCC North	3-5	3-5	
1953-54	Slats Gill	19	10	.733	10-3	6-3	3-4	11-5	1st PCC North	6-2	5-3	PCC
1954-55	Slats Gill	22	8	.733	14-3	7-3	1-2	15-1	1st PCC	8-0	7-1	PCC, NCAA
1955-56	Slats Gill	8	18	.308	5-9	2-7	1-2	5-11	t-6th PCC	3-6	2-5	
1956-57	Slats Gill	11	15	.423	7-5	4-8	0-2	6-10	6th PCC	4-3	2-7	
1957-58	Slats Gill	20	6	.769	12-1	7-4	1-1	12-4	t-1st PCC	7-1	5-3	PCC
1958-59	Slats Gill	13	13	.500	9-6	4-7	0-0	7-9	6th PCC	3-5	4-4	
1959-60 **	Gill/Valenti	15	11	.750	10-4	4-7	1-0	—	independent	—	—	
1960-61	Slats Gill	14	12	.538	8-4	3-8	3-0	—	independent	—	—	
1961-62	Slats Gill	24	5	.828	12-1	8-3	4-1	—	independent	—	—	NCAA
1962-63	Slats Gill	22	9	.710	9-3	6-3	7-3	—	independent	—	—	NCAA

YEAR	COACH	OVERALL						CONFERENCE				POSTSEASON
		W	L	PCT.	HOME	AWAY	NEUTRAL	RECORD	PLACE	HOME	AWAY	
1963-64	Stats Gill	25	4	.862	12-0	9-2	4-2	—	independent	—	—	NCAA
1964-65	Paul Valenti	16	10	.615	9-3	3-7	4-0	7-7	4th AAWU	5-2	2-5	
1965-66	Paul Valenti	21	7	.750	9-1	8-5	4-1	12-2	1st AAWU	6-1	6-1	NCAA
1966-67	Paul Valenti	14	14	.500	7-4	6-7	1-3	8-6	t-2nd AAWU	4-3	4-3	
1967-68	Paul Valenti	12	13	.480	7-4	2-7	3-2	5-9	t-5th AAWU	4-3	1-6	
1968-69	Paul Valenti	12	14	.462	7-4	4-8	1-2	5-9	t-5th Pac-8	3-4	2-5	
1969-70	Paul Valenti	10	16	.385	8-4	1-10	1-2	4-10	7th Pac-8	4-3	0-7	
1970-71	Ralph Miller	12	14	.462	7-5	1-9	4-0	4-10	6th Pac-8	3-4	1-6	
1971-72	Ralph Miller	18	10	.643	9-4	7-5	2-1	9-5	t-3rd Pac-8	4-3	5-2	
1972-73	Ralph Miller	15	11	.577	9-2	3-8	3-1	6-8	t-5th Pac-8	6-1	0-7	
1973-74	Ralph Miller	13	13	.500	7-4	2-8	4-1	6-8	5th Pac-8	4-3	2-5	
1974-75	Ralph Miller	19	12	.613	10-2	7-5	2-5	10-4	2nd Pac-8	5-2	5-2	NCAA
1975-76 ***	Ralph Miller	18	9	.667	8-2	6-5	4-2	10-4	t-2nd Pac-8	5-2	5-2	
1976-77	Ralph Miller	16	13	.552	6-5	7-6	3-2	8-6	t-3rd Pac-8	5-2	3-4	
1977-78	Ralph Miller	16	11	.593	10-2	4-6	2-3	9-5	2nd Pac-8	5-2	4-3	
1978-79	Ralph Miller	18	10	.643	11-2	5-7	2-1	11-7	3rd Pac-10	8-1	3-6	NIT
1979-80	Ralph Miller	26	4	.867	13-0	10-3	3-1	16-2	1st Pac-10	9-0	7-2	NCAA
1980-81	Ralph Miller	26	2	.929	11-1	12-0	3-1	17-1	1st Pac-10	8-1	9-0	NCAA
1981-82	Ralph Miller	25	5	.833	11-0	8-3	6-2	16-2	1st Pac-10	9-0	7-2	NCAA
1982-83	Ralph Miller	20	11	.645	11-4	6-6	3-1	12-6	t-3rd Pac-10	7-2	5-4	NIT
1983-84	Ralph Miller	22	7	.759	11-0	7-6	4-1	15-3	t-1st Pac-10	9-0	6-3	NCAA
1984-85	Ralph Miller	22	9	.710	9-4	10-5	3-0	12-6	t-3rd Pac-10	6-3	6-3	NCAA
1985-86	Ralph Miller	12	15	.444	5-7	5-7	2-1	8-10	t-5th Pac-10	3-6	5-4	
1986-87	Ralph Miller	19	11	.633	10-4	7-5	2-2	10-8	t-3rd Pac-10	6-3	4-5	Pac-10, NIT
1987-88	Ralph Miller	20	11	.645	9-3	6-6	5-2	12-6	t-2nd Pac-10	7-2	5-4	Pac-10, NCAA
1988-89	Ralph Miller	22	8	.733	10-2	8-4	4-2	13-5	t-3rd Pac-10	7-2	6-3	Pac-10, NCAA
1989-90	Jim Anderson	22	7	.759	11-1	8-5	3-1	15-3	t-1st Pac-10	9-0	6-3	Pac-10, NCAA
1990-91	Jim Anderson	14	14	.500	12-2	1-11	1-1	8-10	t-5th Pac-10	7-2	1-8	
1991-92	Jim Anderson	15	16	.484	9-5	3-10	3-1	7-11	7th Pac-10	5-4	2-7	
1992-93	Jim Anderson	13	14	.481	8-4	4-9	1-1	9-9	t-5th Pac-10	5-4	4-5	
1993-94	Jim Anderson	6	21	.222	4-9	0-10	2-2	2-16	10th Pac-10	2-7	0-9	
1994-95	Jim Anderson	9	18	.333	7-5	2-11	0-2	6-12	7th Pac-10	4-5	2-7	
1995-96	Eddie Payne	6	21	.222	4-8	2-10	0-3	4-14	9th Pac-10	3-6	1-8	
1996-97	Eddie Payne	7	20	.259	6-7	0-12	1-1	3-15	9th Pac-10	3-6	0-9	
1997-98	Eddie Payne	13	17	.453	7-8	4-8	2-1	3-15	t-9th Pac-10	1-8	2-7	
1998-99	Eddie Payne	13	14	.481	12-2	1-9	0-3	7-11	t-7th Pac-10	7-2	0-9	
1999-00	Eddie Payne	13	16	.448	9-6	2-9	2-1	5-13	t-8th Pac-10	3-6	2-7	
2000-01	Ritchie McKay	10	20	.333	7-7	1-10	2-3	4-14	t-9th Pac-10	3-6	1-8	
2001-02	Ritchie McKay	12	17	.413	8-7	4-8	0-2	4-14	9th Pac-10	2-7	2-7	
2002-03	Jay John	13	15	.464	7-7	6-7	0-1	6-12	t-6th Pac-10	3-6	3-6	Pac-10
2003-04	Jay John	12	16	.429	11-6	1-10	0-0	6-12	9th Pac-10	5-4	1-8	
2004-05	Jay John	17	15	.531	12-2	2-10	3-3	8-10	5th Pac-10	8-1	0-9	Pac-10, NIT
2005-06	Jay John	13	18	.419	7-6	2-10	4-2	5-13	t-8th Pac-10	3-6	2-7	Pac-10
2006-07	Jay John	11	21	.344	8-11	3-9	0-1	3-15	9th Pac-10	2-7	1-8	Pac-10
2007-08 ****	Jay John/Kevin Mouton	6	25	.194	3-12	2-11	1-2	0-18	10th Pac-10	0-9	0-9	Pac-10
2008-09	Craig Robinson	18	18	.500	13-7	5-10	0-1	7-11	8th Pac-10	4-5	3-6	Pac-10, CBI
2009-10	Craig Robinson	14	18	.438	9-7	4-9	1-2	8-10	t-5th Pac-10	5-4	3-6	Pac-10, CBI
2010-11	Craig Robinson	11	20	.355	9-7	1-12	1-1	5-13	9th Pac-10	5-4	0-9	Pac-10
<b>TOTALS</b>		<b>^1619</b>	<b>1218</b>	<b>.571</b>				<b>744-746</b>				

\* 1949-50 was the first season in Gill Coliseum.

\*\* In 1959-60, Stats Gill missed 12 games due to illness. OSU went 6-8 under Gill and 9-3 under Paul Valenti.

\*\*\* In 1975-76, the NCAA required OSU to forfeit 15 wins under a court injunction.

\*\*\*\* In 2007-08, Kevin Mouton replaced Jay John as interim coach after John compiled a 6-12 record.

^ OSU's overall record as recognized by the NCAA.

# YEAR-BY-YEAR RESULTS

**NOTE:** Numbers following opponent's name indicate the Associated Press ranking at the time of the game. OSU's score is listed first. Date, site and attendance are listed if available.

## 1901-02 1-2

**Head Coach:** J.B. Patterson

Willamette	A	L	11-63
Monmouth	H	L	10-11
Willamette		W	14-10

## 1902-03 5-1

**Head Coach:** J.W. Viggers

Pacific		W	25-5
Willamette	H	W	13-10
Dallas College		L	15-21
McMinnville College	H	W	30-4
1/24 Oregon	H	W	32-2
3/13 Oregon	A	W	24-22

## 1903-04 7-3

**Head Coach:** W.O. Trine

Portland YMCA		W	26-16
Willamette	A	L	12-14
Dallas College	A	L	4-13
McMinnville College		W	20-10
2/5 Oregon	A	W	25-22
Washington	H	W	22-19
2/26 Oregon	H	W	30-12
Portland YMCA		W	19-14
Salem YMCA		W	44-10
Dallas College	H	L	17-15

## 1904-05 5-3

**Head Coach:** W.O. Trine

Willamette		W	45-5
Monmouth Normal		W	41-9
Portland YMCA	A	L	29-27
Oregon City YMCA	A	W	20-14
Dallas College		L	16-25
Willamette	H	W	22-3
Willamette	A	L	18-19
Dallas College	H	W	25-12

## 1905-06 10-0

**Head Coach:** W.O. Trine

Salem YMCA		W	33-7
Monmouth Normal		W	23-16
2/2 Oregon	A	W	17-15 ot
Dallas College	A	W	18-17
Willamette		W	21-7
Red Men, Minnesota	H	W	25-15
2/23 Oregon	H	W	32-6
Dallas College	H	W	17-11
Chicago Meteors	H	W	27-20
Ashland A.C.	A	W	63-21

## 1906-07 17-1

**Head Coach:** W.O. Trine

Monmouth All-Stars		W	43-15
Albany College	H	W	74-0
Evergreen A.C.	A	W	58-15
Winlock A.C.	A	W	104-5
Centralia H.S.	A	W	82-28
Seattle YMCA	A	W	41-30
W.N.G., Snohomish	A	W	41-33
Pendleton H.S.	A	W	63-9

Weston Normal	A	W	53-27
Spokane A.C.	A	W	70-30
1/8 Washington State	A	W	30-14
Pacific	H	W	73-2
2/2 Oregon	A	W	44-18
Friendlies, Eugene	H	W	63-6
Friendlies, Eugene		W	55-16
2/22 Oregon	H	W	41-7
Chicago Crescents	H	L	34-28
Chicago Crescents	H	W	38-32

## 1907-08 7-4

**Head Coach:** Roy Heater

Dallas College	A	L	11-43
Alaska Brotherhood	H	L	21-26
Salem YMCA		W	43-19
1/11 Oregon	A	W	27-21
Willamette		W	52-13
Willamette		W	28-13
2/1 Oregon	H	W	31-14
Chemawa Indians		W	30-10
Dallas College	H	L	10-32
Muscatine, Iowa	H	L	27-33
Muscatine, Iowa	H	W	34-28

## 1908-09 10-1, 3-0

**NORTHWEST CONFERENCE CHAMPIONS**

**Head Coach:** E.D. Angell

Portland YMCA		W	17-16
Cook's Gym, Spokane	H	W	35-13
O.N.G., Eugene		W	40-15
Ashland A.C.	H	W	36-13
Ashland A.C.	H	W	28-15
2/20 * Washington State	H	W	30-16
Los Angeles A.C.	H	W	28-18
* Whitman	A	W	16-15
2/27 * Washington State	A	W	16-14
Multnomah AAC	A	L	13-26
Multnomah AAC	H	W	18-11

\* NWC contest (1st place)

## 1909-10 9-7, 6-6

**Head Coach:** E.D. Angell

OAC Alumni	H	L	13-37
Portland Medical College		W	28-17
Philomath College	H	W	54-20
Willamette		W	38-27
* Whitman		L	26-29
* Whitman		W	25-19
2/11 * Washington State	H	L	15-27
2/12 * Washington State	H	L	24-27
2/18 * Washington State	A	L	18-29
* Idaho	A	L	25-28
* Idaho	A	W	22-15
* Whitman	A	L	20-21
* Idaho	H	W	18-16 ot
3/4 * Washington	H	W	26-14
3/9 * Oregon	A	W	21-20
3/12 * Oregon	H	W	44-20

\* NWC contest (3rd place)

## 1910-11 3-5, 1-1

**Head Coach:** Clifford Reed

OAC Alumni		L	22-30
Alco Club		W	41-10
Portage, Wisconsin	H	L	14-44
Willamette		L	15-25

Alco Club	A	W	24-10
2/16 * Washington	H	L	21-28
Willamette		L	18-22
3/1 * Washington State	H	W	33-9

\* NWC contest (4th place)

## 1911-12 16-3, 9-2

**NORTHWEST CONFERENCE CHAMPIONS**

**Head Coach:** E.J. Stewart

Corvallis Town Team	H	W	26-16
Dallas College	H	W	58-12
Philomath College	H	W	37-2
Pacific	H	W	47-5
Willamette	H	W	45-9
Willamette	A	W	25-1
Mt. Angel	A	W	38-6
2/19 * Washington	A	L	11-13
2/20 * Washington	A	L	17-20
Gonzaga	A	L	11-13
* Idaho	A	W	30-11
2/23 * Washington State	A	W	19-14
2/24 * Washington State	A	W	12-4
* Idaho	H	W	26-14
* Idaho	H	W	20-1
3/2 * Washington State	H	W	29-12
3/6 * Washington State	H	W	15-5
3/12 * Washington	H	W	18-12
3/13 * Washington	H	W	9-8

\* NWC contest (1st place)

## 1912-13 15-7, 9-7

**Head Coach:** E.J. Stewart

Silverton AC		W	26-18
O.N.G., Corvallis		W	30-5
O.N.G., Corvallis		W	15-13
* Idaho	H	W	23-12
* Idaho	H	L	20-21
* Idaho	A	W	12-10
* Idaho	A	W	13-9
1/25 * Washington State	A	L	20-22
1/27 * Washington State	A	L	11-16
Multnomah AAC		W	21-12
2/14 * Washington	A	L	15-28
2/15 * Washington	A	L	14-18
2/19 * Washington	H	W	18-14
2/20 * Washington	H	W	14-7
Multnomah AAC		W	21-12
Willamette		W	16-14
2/28 * Washington State	H	W	13-4
3/1 * Washington State	H	W	23-20
3/5 * Oregon	A	W	20-9
3/6 * Oregon	A	L	12-14 ot
3/7 * Oregon	H	L	13-21
3/8 * Oregon	H	W	13-8

\* NWC contest (3rd place)

## 1913-14 10-8, 5-7

**Head Coach:** E.J. Stewart

OAC Alumni	H	W	58-12
1/15 Washington State	H	W	24-12
1/17 Washington State	H	W	29-12
1/23 * Washington	A	L	24-34
1/24 * Washington	A	L	9-32
1/26 * Washington	A	L	10-29
Multnomah AAC		W	22-13
Silverton AC		W	27-18
Multnomah AAC	H	L	11-18

2/14	* Washington	H	L	18-22
2/19	* Washington	H	W	20-13
2/21	* Washington	H	L	15-32
2/24	* Oregon	A	W	15-7
2/25	* Oregon	H	W	14-13
2/27	* Oregon	A	L	18-21
3/5	* Oregon	H	W	24-13
3/6	* Oregon	H	W	17-10
3/7	* Oregon	A	L	11-13

\* NWC contest (4th place)

**1914-15** **10-10, 3-9**

**Head Coach:** E.J. Stewart

	Chemawa Indians	W		26-9
	OAC Alumni	W		18-6
	O.N.G. Dallas	W		28-23
	Weonas, Portland	W		24-9
	Willamette	W		28-14
1/22	* Washington	A	L	18-20
1/23	* Washington	A	L	19-25
	* Idaho	A	L	15-18
1/30	* Washington State	A	L	21-23
	Gonzaga	A	W	25-12
	Walla Walla YMCA	A	L	20-28
	Willamette	W		23-14
	* Idaho	H	L	19-20
2/22	* Washington	H	L	14-26
2/23	* Washington	H	L	16-26
2/26	* Oregon	H	L	20-21
2/27	* Oregon	A	L	10-14
3/1	* Washington State	H	W	32-21
3/5	* Oregon	A	W	23-18
3/6	* Oregon	H	W	17-12

\* NWC contest (6th place)

**1915-16** **16-5, 5-3**

**PACIFIC COAST CONFERENCE CO-CHAMPIONS**

**Head Coach:** E.J. Stewart

	* California	H	W	26-17
	* California	H	L	14-26
	Whitman	A	L	8-13
1/18	Washington State	A	L	21-23
	Idaho	A	W	19-17
	Gonzaga	A	W	27-15
1/21	* Washington	A	L	21-24
1/22	* Washington	A	W	25-22
	OAC Alumni	H	W	21-18
2/4	* Washington	H	W	26-21
2/5	* Washington	H	W	25-9
	Whitman	H	W	23-19
	Whitman	H	W	24-12
	Idaho	H	W	35-14
	Stanford	A	W	28-10
	* California	A	L	22-27
	* California	A	W	29-20 ot
	Medford H.S.	A	W	22-6
	Ashland H.S.	A	W	46-13
2/25	Washington State	H	W	25-17
	Willamette	A	W	17-13

\* PCC contest (t-1st place)

**1916-17** **11-7, 7-6**

**Head Coach:** Everett May

	OAC Alumni	H	W	34-6
	McMinnville Firemen	A	W	25-5
	McMinnville College	W		28-15
	Pacific	A	L	25-34
1/16	* Oregon	A	W	41-8
1/17	* Oregon	A	W	24-7
1/19	* Oregon	H	W	25-14

1/20	* Oregon	H	W	29-10
	Pacific	H	W	42-9
2/5	* Washington	H	L	20-27
2/6	* Washington	H	W	27-14
2/9	* Washington State	H	L	17-28
2/15	* Washington	A	L	3-11
2/16	* Washington	A	L	13-25
	* California	A	L	24-28 ot
	* California	A	L	11-20
	* Stanford	A	W	23-17
	* Stanford	A	W	19-13

\* PCC contest (4th place)

**1917-18** **15-0, 10-0**

**PACIFIC COAST CONFERENCE NORTH CHAMPIONS**

**Head Coach:** Howard Ray

	Mt. Angel College	A	W	26-3
	Willamette	A	W	10-9
	Pacific	W		25-14
	Chemawa Indians	W		34-16
	Pacific	W		38-26
1/25	* Washington	A	W	19-8
1/26	* Washington	A	W	20-8
2/1	* Oregon	H	W	28-8
2/2	* Oregon	H	W	28-7
2/11	* Washington State	H	W	36-17
2/12	* Washington State	H	W	25-12
2/15	* Washington	H	W	41-9
2/16	* Washington	H	W	36-12
2/22	* Oregon	A	W	24-6
2/23	* Oregon	A	W	17-6

\* PCC contest (1st place North)

**1918-19** **3-13, 3-9**

**Head Coach:** H.W. Hargiss

1/30	* Washington State	H	L	17-36
1/31	* Washington State	H	L	9-41
	Idaho	A	L	13-39
	Idaho	A	L	11-51
	Whitman	A	L	26-37
	Walla Walla YMCA	A	L	14-41
2/7	* Washington State	A	L	20-31
2/8	* Washington State	A	W	36-31
2/10	* Washington	H	W	24-16
2/11	* Washington	H	W	18-17
2/14	* Oregon	H	L	17-27
2/15	* Oregon	H	L	16-36
2/21	* Washington	A	L	17-18
2/22	* Washington	A	L	16-28
2/28	* Oregon	A	L	17-34
3/1	* Oregon	A	L	23-28

\* PCC contest (4th place North)

**1919-20** **7-12, 5-7**

**Head Coach:** H.W. Hargiss

	Multnomah AAC	L		21-27
	Whitman	W		26-24 ot
	Willamette	A	L	25-26
	Willamette	H	W	25-18
1/30	* Washington	A	L	20-22
1/31	* Washington	A	W	20-12
2/6	* Washington State	H	W	31-11
2/7	* Washington State	H	W	26-23
2/9	* Washington	H	W	31-10
2/10	* Washington	H	W	17-16
2/13	* Oregon	H	L	20-22
2/14	* Oregon	H	L	21-37
	Whitman	A	L	16-50
	Whitman	A	L	22-42
2/20	* Washington State	A	L	34-50

2/21	* Washington State	A	L	21-40
	Idaho	A	L	21-30
	* Stanford	H	L	27-41
	* Stanford	H	L	15-34

\* PCC contest (t-4th place)

Note: Final two games vs. Oregon cancelled due to flu epidemic.

**1920-21**

**(6-17, 2-14) Head Coach: R.B. Rutherford**

	Multnomah AAC	W		29-22
	Willamette	L		26-27
	Willamette	L		19-36
	Chemawa Indians	W		31-17
	Chemawa Indians	W		28-25
	* Stanford	A	L	19-32
	* Stanford	A	L	25-33
	* California	A	L	16-33
	* California	A	L	10-31
2/4	* Oregon	H	L	29-30
2/5	* Oregon	H	L	22-25
2/11	* Oregon	A	L	13-42
2/12	* Oregon	A	L	19-37
	* California	H	L	19-24
	* California	H	L	10-22
	Idaho	H	W	24-23 ot
	Idaho	H	L	18-29
2/25	* Washington State	H	W	36-31
2/26	* Washington State	H	L	15-27
3/4	* Washington	A	L	24-29
3/5	* Washington	A	L	19-47
3/7	* Washington State	A	L	18-26
3/8	* Washington State	A	W	35-25

\* PCC contest (6th place)

**1921-22** **21-2, 10-2**

**Head Coach:** R.B. Rutherford

	Arlita Club, Portland	A	W	54-5
	McMinnville College	A	W	38-15
	Independence A.L.	A	W	44-13
	S. Parkway, Portland	A	W	46-14
	Columbia A.C., Astoria	A	W	30-16
	Whitman	W		36-18
	Whitman	H	W	50-8
1/17	* Washington	H	L	30-39
1/18	* Washington	H	L	31-32
	* Stanford	H	W	37-24
	* Stanford	H	W	25-14
2/3	* Oregon	A	W	39-19
2/4	* Oregon	A	W	35-18
2/10	* Oregon	H	W	41-19
2/11	* Oregon	H	W	34-21
	Willamette	A	W	50-16
	Willamette	W		43-13
	Nevada	W		44-15
	Nevada	W		27-15
2/24	* Washington	A	W	26-21
2/25	* Washington	A	W	31-27 ot2
2/27	* Washington State	A	W	32-19
2/28	* Washington State	A	W	29-20

\* PCC contest (2nd place)

**1922-23** **19-7, 4-4**

**Head Coach:** Bob Hager

	Sacramento A.L.	A	W	28-18
	Grass Valley Golds	A	W	28-16
	Amblers A.C., Stockton	A	W	41-11
	St. Ignatius College	A	L	15-17 ot
	Oakland YMCA	A	W	76-21
	Nevada	A	W	26-11
	Nevada	A	W	15-6



Livermore Cowboys	A	W	16-13
Athens Club, Oakland	A	L	20-27
Woodland	A	W	21-19
Marysville A.L.	A	W	28-18
Willamette	H	W	38-19
Whitman	H	W	28-17
* Idaho	H	L	22-23
1/27 * Washington	H	W	35-28
Willamette	H	W	39-13
2/2 * Oregon	H	W	42-33
2/3 Oregon	H	W	39-15
2/6 * Washington State	H	W	24-15
2/9 * Oregon	A	L	24-31
2/10 Oregon	A	L	29-38
2/17 * Washington	A	W	28-25
2/19 * Washington State	A	L	16-19
* Idaho	A	L	21-36
Whitman	W	W	24-22
Multnomah AAC	W	W	37-29
* PCC contest (t-3rd place North)			

**1923-24** **20-5, 6-2**

**Head Coach: Bob Hager**

Oakland K. of C.	A	W	24-18
YMI	A	W	22-21
St. Ignatius College	A	L	19-21
Livermore Cowboys	A	L	19-34
Long Beach YMCA	A	W	24-16
Orange AC	A	W	24-18
Alhambra AC	A	W	32-18
Fresno State	A	W	39-25
Amblers AC, Stockton	A	W	32-18
Pacific	H	W	55-11
Whitman	A	W	34-21
* Idaho	A	W	23-22 ot
1/21 * Washington State	A	W	24-19
Gonzaga	A	W	27-18
1/25 * Washington	A	L	20-27
Multnomah AAC	A	W	27-20
2/2 * Washington	H	W	33-26
2/8 * Oregon	A	L	20-25
2/9 Oregon	A	L	20-27
Gonzaga	H	W	19-11
Whitman	H	W	41-16
* Idaho	H	W	20-16
2/25 * Washington State	H	W	28-20
2/29 * Oregon	H	W	22-17
3/1 Oregon	H	W	28-22
* PCC contest (2nd place North)			

**1924-25** **29-8, 7-2**

**PACIFIC COAST CONFERENCE NORTH CHAMPIONS**  
**Head Coach: Bob Hager**

Linfield	H	W	28-0
Independence A.L.		W	(NA)
Amblers AC, Stockton	A	L	16-39
YMI	A	L	21-22
Ellery Arms Co., S.F.	A	W	33-25
St. Ignatius College	A	W	33-9
Hollywood AG	A	L	22-35
UCLA	A	W	21-15
Whittier	A	W	20-12
Fresno State	A	W	19-12
Grass Valley Golds	A	W	30-22
Independence A.L.		W	45-8
Pacific		W	32-16
1/17 * Washington	A	L	17-32
Gonzaga	A	W	22-21
1/20 * Washington State	A	W	18-14
* Idaho	A	W	19-18

Whitman	A	W	12-11
Multnomah AAC	A	W	(NA)
Whitman	H	W	40-18
* Montana	H	W	24-22
1/30 * Washington	H	W	27-16
Willamette	H	W	45-19
2/7 * Oregon	H	L	19-22
2/10 * Washington State	H	W	30-17
2/11 * Idaho	H	W	24-15
2/14 Gonzaga	H	W	26-13
2/20 * Oregon	A	W	34-30
Multnomah AAC		W	38-24
Willamette		W	39-18
2/28 USC	H	W	30-22
3/5 # Oregon	A	W	15-12
3/7 # Oregon	H	L	21-23
3/9 # ^ Oregon	N	W	27-26
% California	H	W	32-25
% California	H	L	17-32
% California	H	L	19-33

\* PCC contest (t-1st place North)  
# PCC Northern Division Playoffs  
^ at Salem  
% PCC Playoffs (Corvallis)

**1925-26** **18-6, 6-4**

**Head Coach: Bob Hager**

Albany College	H	W	82-16
Auburn Cubs	A	W	33-30
Amblers AC, Stockton	A	W	28-17
YMI	A	L	17-29
Oakland K. of C.	A	W	30-20
Pacific Coast Club	A	W	35-27
Hollywood AC	A	W	27-23
UCLA	A	L	22-32
Whittier	A	W	35-15
Fresno State	A	W	28-22
Gonzaga	H	W	32-22
* Montana	H	W	31-19
Multnomah AAC	A	W	35-23
Whitman	H	W	27-21
1/29 * Washington	H	W	28-21
* Idaho	H	W	31-24
2/9 * Washington State	H	W	31-24
2/13 * Oregon	H	L	17-32
2/16 * Washington	A	L	21-29
2/19 * Oregon	A	L	15-25
Whitman	A	W	30-29
* Idaho	A	L	14-23
2/25 * Washington State	A	W	31-20
* Montana	A	W	38-15

\* PCC contest (2nd place North)

**1926-27** **14-11, 4-6**

**Head Coach: Bob Hager**

Portland Checkerboards		W	30-15
Ashland Normal	A	L	32-33
Auburn Cubs	A	L	27-28
Amblers AC Stockton	A	W	31-22
YMI	A	L	29-30
Olympic Club	A	W	29-19
Pacific Coast Club	A	W	24-13
Hollywood AC	A	W	27-20
UCLA	A	L	22-32
Pasadena A & CC	A	L	35-36
Willamette		W	35-16
Multnomah AC		W	24-18
Gonzaga		W	36-24
* Idaho	H	L	28-29
City of Portland	H	W	55-14

Salem Black Cats		W	29-28
* Montana	H	W	48-35
2/7 * Washington State	H	W	30-19
2/11 * Oregon	H	L	12-28
* Idaho	A	L	17-24
2/15 * Washington State	A	W	22-21
* Montana	A	L	25-38
2/20 * Washington	A	L	27-41
2/22 * Oregon	A	L	25-34
2/25 * Washington	H	W	31-27
* PCC contest (4th place North)			

**1927-28** **15-16, 4-6**

**Head Coach: Bob Hager**

Portland Checkerboards		W	55-21
U.S. Nat. Bank Portland	H	W	58-15
Dallas Town Team	H	W	99-4
Linfield	H	W	47-8
Corvallis Town Team	H	W	106-19
BYU	A	W	37-22
Pratt Brook Store, Den.	A	W	27-26
Creighton	A	L	28-34
Creighton	A	L	16-17
Cook Paint Co., St. L.	A	L	21-55
St. Louis University	A	L	23-24
Lombard	A	W	25-14
Loyola of Chicago	A	L	19-29
Wisconsin	A	L	21-36
Chicago	A	L	23-26
Marquette	A	L	15-16
Montana State	A	L	36-55
Gonzaga		W	44-25
Whitman		W	34-27
* Idaho	H	W	31-28
1/23 * Washington State	H	W	32-14
1/27 * Washington	H	L	22-23
2/4 * Oregon	A	W	25-24
* Montana	H	W	31-12
2/11 * Oregon	H	L	23-28
2/18 * Washington	A	L	26-29
* Montana	A	L	43-44
* Idaho	A	L	20-22
2/24 * Washington State	A	L	21-28
Whitman	A	L	29-39
Linfield		W	43-16
* PCC contest (t-3rd place North)			

**1928-29** **12-8, 4-6**

**Head Coach: Slats Gill**

Multnomah AAC		W	47-20
Portland Checkerboards		W	39-24
Puget Sound	A	W	45-27
Tacoma Sciots	A	L	34-36 ot
Willamette	A	W	39-31
Willamette		L	21-24
Multnomah AAC		W	38-18
Gonzaga		W	36-20
Willamette		W	46-22
1/19 * Washington State	A	L	18-30
* Idaho	A	W	23-22
Gonzaga	A	W	32-30
* Montana	A	W	29-25
1/25 * Washington	A	L	24-35
2/1 * Oregon	H	L	21-30
* Montana	H	W	28-26
2/9 * Oregon	A	L	26-35
2/15 * Washington State	H	L	26-35
* Idaho	H	W	44-39
2/23 * Washington	H	L	28-37
* PCC contest (4th place North)			

**1929-30****14-13, 7-9****Head Coach:** Slats Gill

Multnomah AAC		W	25-18
Olympic Club	A	L	24-33
YMI	A	L	24-33
Santa Clara	A	W	36-30
Stanford	A	W	29-24
St. Mary's	A	L	21-29
St. Mary's	A	W	33-20
Pacific (Calif.)	A	L	24-26
Chico State	A	W	42-24
Willamette		W	34-25
Willamette		W	39-36
* Idaho	H	L	23-41
* Idaho	H	W	40-27
1/13 * Washington State	H	L	27-40
1/14 * Washington State	H	L	27-28
1/17 * Washington	A	W	34-24
1/18 * Washington	A	L	24-36
1/27 * Washington	H	W	34-32
1/28 * Washington	H	W	19-17
2/1 * Oregon	A	L	29-37
2/7 * Oregon	H	L	27-34
2/8 * Oregon	A	W	29-28
* Idaho	A	W	37-28
* Idaho	A	L	30-41
2/17 * Washington State	A	L	25-28
2/18 * Washington State	A	W	29-27
2/22 * Oregon	H	L	33-34
* PCC contest (4th place North)			

**1930-31****19-9, 9-7****Head Coach:** Slats Gill

Multnomah AAC		W	43-31
Multnomah AAC		W	50-28
Chico State	A	W	47-29
YMI	A	W	37-35
California	A	W	26-25
Olympic Club	A	W	31-24
Rossi Florists	A	W	37-21
San Francisco	A	L	18-28
Athens Club	A	L	31-32
Gonzaga	H	W	43-30
Willamette	H	W	35-24
1/9 * Washington State	A	W	29-23
1/10 * Washington State	A	L	24-30
* Idaho	A	W	52-30
* Idaho	A	W	41-34
Gonzaga		W	47-24
1/19 * Washington State	H	W	21-20
1/20 * Washington State	H	L	30-44
1/26 * Washington	H	L	23-31
1/27 * Washington	H	W	37-23
1/31 * Oregon	H	W	40-26
2/6 * Washington	A	L	30-39
2/7 * Washington	A	L	26-28
* Idaho	H	W	37-24
* Idaho	H	W	47-40
2/21 * Oregon	A	L	32-39
2/27 * Oregon	H	L	22-29
2/28 * Oregon	A	W	36-27
* PCC contest (3rd place North)			

**1931-32****12-12, 8-8****Head Coach:** Slats Gill

Willamette		W	42-32
Multnomah AAC		W	48-23
Salem Florsheims		W	35-32
California	A	L	22-27
Olympic Club	A	W	28-26

San Francisco	A	L	28-40
Stanford	A	L	32-45
1/8 * Washington	A	W	26-24 ot
1/9 * Washington	A	L	27-30
* Idaho	H	W	33-31
* Idaho	H	W	35-28
1/22 * Washington	H	W	30-14
1/23 * Washington	H	L	27-32 ot
1/30 * Oregon	A	L	20-21
2/5 * Washington State	A	L	22-31
2/6 * Washington State	A	L	22-33
* Idaho	A	W	24-23
* Idaho	A	W	31-26
Gonzaga		L	24-27
2/15 * Washington State	H	L	24-28
2/16 * Washington State	H	L	26-28
2/20 * Oregon	H	L	25-28
2/26 * Oregon	A	W	37-31
2/27 * Oregon	H	W	26-20
* PCC contest (3rd place North)			

**1932-33****21-6, 12-4****PACIFIC COAST CONFERENCE CHAMPIONS****Head Coach:** Slats Gill

Oregon Normal		W	36-24
Willamette		W	38-23
Multnomah AAC		W	48-29
Union Oil		W	36-29
Union Oil		W	36-18
Union Oil		W	47-29
DeNeffe's, Eugene	H	W	61-20
1/6 * Washington State	A	W	25-22
1/7 * Washington State	A	L	20-27
* Idaho	A	W	32-31 ot
* Idaho	A	W	29-25
1/16 * Washington State	H	W	26-14
1/17 * Washington State	H	L	31-34 ot
1/23 * Washington	H	W	42-34
1/24 * Washington	H	L	24-30
2/3 * Washington	A	W	33-29
2/4 * Washington	A	W	32-26
2/7 * Oregon	H	W	31-21
* Idaho	H	W	46-26
* Idaho	H	L	26-30
2/18 * Oregon	A	W	29-18
Multnomah AAC		L	28-36
3/3 * Oregon	H	W	32-27 ot
3/4 * Oregon	A	W	34-24
3/10 # USC	H	W	35-33
3/11 # USC	H	L	28-39
3/13 # USC	H	W	24-19
* PCC contest (1st place North)			
# PCC Playoffs (Corvallis)			

**1933-34****14-10, 7-9****Head Coach:** Slats Gill

Multnomah AAC		W	44-22
Union Oil		L	27-31
Union Oil		W	28-22
Multnomah AAC		W	25-24
Union Oil		W	26-23
Willamette		W	41-24
Southern Oregon	H	W	71-29
Southern Oregon		W	40-30
1/5 * Washington State	H	W	28-16
1/6 * Washington State	H	L	24-26
1/13 * Oregon	A	L	26-30
1/19 * Oregon	H	W	16-9
* Idaho	A	L	25-31
* Idaho	A	W	32-23

1/26 * Washington State	A	W	26-23
1/27 * Washington State	A	L	15-24
2/2 * Washington	H	W	25-21
2/3 * Washington	H	W	28-18
* Idaho	H	W	40-14
* Idaho	H	L	22-34
2/16 * Washington	A	L	21-24
2/17 * Washington	A	L	26-35
3/2 * Oregon	A	L	25-33
3/3 * Oregon	H	L	21-24
* PCC contest (3rd place North)			

**1934-35****19-9, 12-4****PACIFIC COAST CONFERENCE NORTH CHAMPIONS****Head Coach:** Slats Gill

Multnomah AAC		W	44-38
Union Oil		L	30-38
Willamette		W	34-23
Union Oil		L	31-32
Astoria All-Stars	A	W	60-16
Multnomah AAC		L	20-28
Union Oil		W	29-20
Pacific University	H	W	53-11
Willamette		W	25-18
1/7 * Washington State	H	W	25-19
1/8 * Washington State	H	W	38-28
1/12 * Oregon	H	W	47-18
1/18 * Washington	A	L	25-30
1/19 * Washington	A	L	25-30
1/25 * Washington	H	W	31-26
1/26 * Washington	H	W	28-17
2/2 * Oregon	A	W	33-31
* Idaho	H	W	25-18
* Idaho	H	W	34-18
2/16 * Oregon	H	W	34-27
2/22 * Washington State	A	L	27-30
2/23 * Washington State	A	W	36-22
* Idaho	A	W	26-24
* Idaho	A	W	35-27
3/2 * Oregon	A	L	28-29
3/8 # USC	H	W	38-35
3/9 # USC	H	L	31-36
3/11 # USC	H	L	31-32
* PCC contest (1st place North)			
# PCC Playoffs (Corvallis)			

**1935-36****16-9, 10-6****Head Coach:** Slats Gill

Union Oil		W	35-32
Willamette		W	30-29
Multnomah AAC		W	39-19
Union Oil		L	24-27
Union Oil		W	36-25
1/2 USC	A	W	45-40 ot
1/3 USC	A	L	36-50
* Idaho	H	W	31-24
* Idaho	H	W	45-19
1/17 * Oregon	A	L	27-29
1/21 * Washington State	A	W	27-26
1/22 * Washington State	A	L	31-32
* Idaho	A	W	22-21
* Idaho	A	W	33-22
2/3 * Washington	H	L	33-51
2/4 * Washington	H	L	31-35
2/8 * Oregon	H	W	49-23
2/14 * Washington State	H	W	33-26
2/15 * Washington State	H	W	41-26
2/22 * Oregon	A	W	28-26
2/28 * Oregon	H	W	35-29
3/6 * Washington	A	L	30-39

3/7	* Washington	A	L	19-25
	# Stanford	N	W	33-23
3/26	# Washington	A	L	29-35
* PCC contest (2nd place North)				
# Olympic Trials Regional (Seattle)				

**1936-37** **11-15, 5-11**

<b>Head Coach:</b> Slats Gill				
	Oregon Normal	W		44-24
	Wagner's All-Stars	W		43-38
	UCLA	H	L	38-40
	Union Oil	W		31-27
	Multnomah AAC	W		37-26
	Southern Oregon	W		27-25
	Union Oil	L		24-31
	Union Oil	W		26-21
	Union Oil	L		29-35
	Willamette	L		28-31
1/11	* Washington State	H	L	20-23
1/12	* Washington State	H	L	32-37
1/15	* Oregon	H	L	34-35
1/22	* Washington	A	L	31-37
1/23	* Washington	A	L	28-38
1/29	* Washington	H	W	28-27
1/30	* Washington	H	W	40-22
2/6	* Oregon	A	L	31-44
	* Idaho	H	W	42-17
	* Idaho	H	L	23-30
2/20	* Oregon	H	L	26-33
2/26	* Oregon	A	L	31-35
	* Idaho	A	W	34-30
	* Idaho	A	W	28-23
3/5	* Washington State	A	L	17-22
3/6	* Washington State	A	L	23-42
* PCC contest (4th place North)				

**1937-38** **17-16, 6-14**

<b>Head Coach:</b> Slats Gill				
	Multnomah AAC	W		32-28
	Portland	H	W	39-18
	UCLA	H	W	39-25
	Union Oil	W		38-34 ot
	Multnomah AAC	W		32-28
	California	H	L	34-46
	Eastern Oregon	W		37-27
	Whitman	W		38-36
	Whitman	W		39-27
	Astoria All-Stars	W		35-32
	Portland	W		34-28
	Multnomah AAC	L		35-37
	Multnomah AAC	W		47-42
1/4	* Washington State	H	L	31-41
1/5	* Washington State	H	L	21-25
1/14	* Oregon	A	L	32-38
1/15	* Oregon	H	W	36-32
	* Montana	H	W	46-36
	* Montana	H	W	43-13
1/25	* Washington State	A	L	29-41 ot
1/26	* Washington State	A	L	25-26 ot
	* Idaho	A	L	24-49
	* Idaho	A	L	26-29
2/4	* Washington	H	W	43-28
2/5	* Washington	H	L	25-27
	* Montana	A	W	57-47 ot
	* Montana	A	W	37-28
2/14	* Washington	A	L	29-37
2/15	* Washington	A	L	30-40
	* Idaho	H	L	32-34
	* Idaho	H	L	22-29
2/26	* Oregon	A	L	22-40

3/5	* Oregon	H	L	33-38
* PCC contest (5th place North)				

**1938-39** **13-11, 6-10**

<b>Head Coach:</b> Slats Gill				
	Portland	W		48-28
	Packards	W		41-28
	Multnomah AAC	A	W	66-44
	Signal Oil	L		36-37
	Multnomah AAC	W		47-29
	Signal Oil	W		49-28
	Signal Oil	W		44-29
	Packards	W		53-22
1/3	* Washington State	H	L	19-30
1/4	* Washington State	H	L	25-38
1/13	* Oregon	H	L	26-31
1/20	* Washington	A	L	21-34
1/21	* Washington	A	L	20-30
1/27	* Oregon	A	L	39-46
2/3	* Washington	H	L	35-41
2/4	* Washington	H	W	48-41
	* Idaho	H	W	42-29
	* Idaho	H	W	35-30
2/18	* Oregon	H	W	50-31
2/24	* Oregon	A	L	37-48
	* Idaho	A	W	48-41
	* Idaho	A	W	32-30
3/3	* Washington State	A	L	41-47
3/4	* Washington State	A	L	35-42
* PCC contest (4th place North)				

**1939-40** **27-11, 12-4**

<b>PACIFIC COAST CONFERENCE NORTH CHAMPIONS</b>				
<b>Head Coach:</b> Slats Gill				
12/6	Willamette	A	W	38-20
12/9	Willamette	H	W	52-30
	Multnomah AAC	A	W	59-34
	@ Signal Oil	N	W	50-31
12/15	Utah State	A	W	39-38
12/16	Utah State	A	W	41-39
	Utah	A	L	37-53
	Utah	A	L	20-39
	BYU	A	W	57-30
	BYU	A	L	42-47
	Idaho South Branch	A	L	31-38
	% Michigan State	N	W	38-33
	% Michigan State	N	L	26-36
	* Idaho	H	W	48-36
	* Idaho	H	W	42-38
1/12	* Oregon	A	W	35-31
1/16	* Washington State	A	L	40-47
1/17	* Washington State	A	W	33-31
	* Idaho	A	W	40-28
	* Idaho	A	W	20-18
1/29	* Washington	H	W	45-26
1/30	* Washington	H	W	49-32
2/4	* Oregon	H	W	28-27
2/9	* Washington State	H	L	37-46
2/10	* Washington State	H	W	44-40
2/17	* Oregon	A	W	33-27
2/23	* Oregon	H	L	38-41
3/1	* Washington	A	W	46-31
3/2	* Washington	A	L	35-41
3/8	# USC	A	L	41-54
3/9	# USC	A	L	25-62
	\$ Coca Cola	N	W	41-35
	\$ Cromwell's	N	W	43-20
	\$ Charlie Chan's	N	W	53-33
	Hawaii	A	W	49-39
	\$ South Seas	N	W	56-38

\$ EWA Plantation	N	W	83-25
\$ All-Stars	N	W	38-25

\* PCC contest (1st place North)

@ at The Dalles

% at Astoria

# PCC Playoffs (Los Angeles)

\$ at Hawaii

**1940-41** **19-9, 9-7**

<b>Head Coach:</b> Slats Gill				
	Idaho South Branch	A	W	41-29
	Utah State	A	W	43-26
	Utah State	A	W	39-34
	Colorado	A	L	29-38
	Colorado	A	L	41-42
	@ Colorado State	N	W	33-31
	@ Colorado College	N	W	42-36 ot
	Denver	A	W	27-20
	# Willamette	N	W	47-43
	Nebraska	H	W	61-38
	Utah	H	W	42-37
	Utah	H	W	42-36
1/7	* Washington State	H	W	45-39
1/8	* Washington State	H	W	44-42
1/17	* Oregon	H	L	31-41
1/24	* Washington	A	L	34-40
1/25	* Washington	A	L	33-34
1/31	* Washington	H	W	36-23
2/1	* Washington	H	W	34-28
2/8	* Oregon	A	L	35-36 ot
	* Idaho	H	W	43-19
	* Idaho	H	W	41-35
2/22	* Oregon	H	W	24-23
2/27	* Oregon	A	L	36-37
	* Idaho	A	L	35-42
	* Idaho	A	W	41-32
3/7	* Washington State	A	L	37-42
3/8	* Washington State	A	W	50-45
* PCC contest (2nd place North)				

@ at Denver, Colo.

# at Baker, Wash.

**1941-42** **18-9, 11-5**

<b>PACIFIC COAST CONFERENCE NORTH CHAMPIONS</b>				
<b>Head Coach:</b> Slats Gill				
12/11	Willamette	A	W	44-34
12/20	Multnomah AAC	A	W	47-31
12/22	@ Utah State	N	W	46-30
12/27	St. Bonaventure	A	W	38-33
12/29	Manhattan	A	W	47-34
1/1	Butler	A	L	29-35
1/2	% Texas A&M	N	W	36-30
1/3	Bradley	A	L	46-47
1/12	* Washington State	H	W	52-47 ot
1/13	* Washington State	H	L	45-53
1/19	* Washington	H	W	45-35
1/20	* Washington	H	L	38-43
1/24	* Oregon	A	L	45-47
1/30	* Washington State	A	W	36-34
1/31	* Washington State	A	L	48-53
	* Idaho	A	W	47-45 ot
	* Idaho	A	W	34-29
2/7	* Oregon	H	W	50-39
2/13	* Oregon	H	W	27-26
2/14	* Oregon	A	W	49-45
2/20	* Washington	A	L	40-47
2/21	* Washington	A	W	51-41
	* Idaho	H	W	49-30
	* Idaho	H	W	53-30
	# Stanford	A	L	28-41

# Stanford	A	W	42-33
# Stanford	A	L	35-40

\* PCC contest (1st place North)  
 @ at Baker, Wash.  
 % at Springfield, Ill.  
 # PCC Playoffs (Palo Alto, Calif.)

**1942-43** **19-9, 8-8**

**Head Coach:** Slats Gill

12/15	Willamette	H	W	35-18
12/16	Camp Adair	H	W	41-31
12/18	Bruno Studio	H	W	58-37
	City College NY	A	W	45-34
	Wayne University	A	W	41-29
	Michigan State	A	W	33-29
	Bradley	A	L	41-42 ot
	Washington-St. Louis	A	W	40-32
	Camp Adair	H	W	55-24
	Vancouver Ramblers	H	W	54-47
	Vancouver Ramblers	H	W	53-39
	Willamette	H	W	46-28
1/19	* Washington	H	W	42-39
1/20	* Washington	H	L	39-44
	* Idaho	A	W	52-49
	* Idaho	A	L	44-56
2/1	* Washington State	A	L	35-44
2/2	* Washington State	A	L	52-55
	* Idaho	H	W	48-32
	* Idaho	H	W	57-51
2/12	* Oregon	H	W	46-36
2/13	* Oregon	A	L	35-50
2/19	* Oregon	H	L	38-42
2/20	* Oregon	A	W	41-31
2/23	* Washington State	H	W	51-35
2/24	* Washington State	H	W	43-34
3/5	* Washington	A	L	33-53
3/6	* Washington	A	L	35-44

\* PCC contest (4th place North)

**1943-44** **8-16, 5-11**

**Head Coach:** Slats Gill

12/10	Willamette	H	W	28-23
12/11	Albina Shipyards	H	L	39-47
12/12	Tillamook N.S.	H	W	39-30
12/16	Tillamook N.S.	A	W	38-36
12/20	Pacific Packards	H	L	43-49 ot
12/21	Pacific Packards	H	L	31-33
12/31	Willamette	A	L	27-35
1/3	Albina Shipyards	A	L	29-45
1/7	* Idaho	A	W	39-34
1/8	* Idaho	A	W	38-34
1/10	* Washington State	A	L	41-45
1/11	* Washington State	A	L	35-49
1/15	* Oregon	A	L	33-52
1/24	* Washington	H	L	33-38
1/25	* Washington	H	L	36-42
1/29	* Oregon	H	L	38-43 ot
2/4	* Washington	A	L	30-54
2/5	* Washington	A	L	29-56
2/11	* Idaho	H	W	34-29
2/12	* Idaho	H	W	52-48 ot
2/18	* Oregon	A	L	38-46
2/19	* Oregon	H	L	39-42
2/25	* Washington State	H	L	45-52
2/26	* Washington State	H	W	55-44

\* PCC contest (t-3rd place North)

**1944-45** **20-8, 10-6**

**Head Coach:** Slats Gill

11/24	Willamette	H	W	43-30
-------	------------	---	---	-------

11/25	Willamette	A	W	36-30
11/28	Oregon Med. School	H	W	35-31
11/30	Astoria N.A.S.	H	W	44-38
12/2	Seattle Coast Guard	H	W	43-34
12/5	Tillamook N.A.S.	H	W	49-31
12/8	Willamette	H	W	48-31
12/9	Willamette	A	W	33-27
	Fee's Music Makers	H	L	26-43
	Tillamook N.A.S.	A	W	47-27
12/29	Fee's Music Makers	A	W	40-25
12/30	Oregon Med. School	A	L	31-44
1/5	* Washington	A	L	45-48
1/6	* Washington	A	L	22-42
1/13	* Oregon	H	L	44-51
1/16	* Washington State	H	W	54-32
1/17	* Washington State	H	W	48-36
1/23	* Washington	H	W	57-43
1/24	* Washington	H	W	63-43
1/30	* Washington State	A	L	31-46
1/31	* Washington State	A	W	45-42 ot2
	* Idaho	A	W	43-35
	* Idaho	A	L	31-32
2/10	* Oregon	A	W	55-51
2/17	* Oregon	H	W	45-43
	* Idaho	H	W	50-28
	* Idaho	H	W	44-33
3/3	* Oregon	A	L	38-47

\* PCC contest (3rd place North)

**1945-46** **13-11, 10-6**

**Head Coach:** Slats Gill

12/7	@ Seattle Coast Guard	N	W	39-37ot2
12/8	@ Seattle Coast Guard	N	W	49-31
12/11	NW Insulators	H	L	35-38
12/15	Fee's Rollerdomes	H	W	51-50
12/18	Fee's Rollerdomes	H	L	46-60
12/21	DePaul	A	L	40-59
12/25	City College NY	A	L	27-43
12/28	Nebraska	A	L	40-48
1/4	* Idaho	H	W	49-40
1/5	* Idaho	H	W	49-45
1/12	* Oregon	A	W	50-47
1/18	* Oregon	H	L	48-53 ot
1/19	* Oregon	A	W	59-45
1/25	* Idaho	A	L	37-42
1/26	* Idaho	A	L	38-43
1/28	* Washington State	A	W	50-48
1/29	* Washington State	A	L	34-49
2/4	* Washington	H	W	53-37
2/5	* Washington	H	W	58-48
2/15	* Washington State	H	W	63-43
2/16	* Washington State	H	W	54-33
2/22	* Washington	A	L	41-47
2/23	* Washington	A	W	55-36
3/2	* Oregon	H	L	41-42 ot

\* PCC contest (2nd place North)  
 @ at Astoria

**1946-47** **28-5, 13-3**

**PACIFIC COAST CONFERENCE CHAMPIONS**  
**NCAA TOURNAMENT**  
**Head Coach:** Slats Gill

12/3	Preferred Stocks	H	W	75-31
12/6	@ Bruno Studio	N	W	65-30
12/7	@ Bruno Studio	N	W	84-31
12/10	Willamette	H	W	66-29
12/14	Willamette	A	W	71-35
12/18	Bruno Studio	H	W	68-31
12/20	Portland All-Stars	A	W	46-17
12/21	Portland All-Stars	A	W	80-30

12/22	Fee's Rollerdomes	A	W	89-37
12/23	Portland	A	W	58-38
12/26	Long Island	A	L	50-56
12/28	Canisius	A	W	48-40 ot
1/2	Portland	H	W	70-30
1/6	* Washington State	H	W	52-28
1/7	* Washington State	H	W	53-30
1/11	* Oregon	H	W	73-69 ot
1/17	* Oregon	A	W	58-45
1/24	* Washington	A	W	59-37
1/25	* Washington	A	L	44-60
1/31	* Washington	H	W	56-52 ot
2/1	* Washington	H	W	84-63
2/8	* Oregon	H	W	71-57
2/11	* Idaho	H	W	77-40
2/12	* Idaho	H	W	71-37
2/21	* Idaho	A	L	46-67
2/22	* Idaho	A	W	69-35
2/24	* Washington State	A	W	51-30
2/25	* Washington State	A	L	37-49
3/1	* Oregon	A	W	67-59
3/7	% UCLA	H	W	69-52
3/8	% UCLA	H	W	63-46
3/21	# Oklahoma	N	L	54-56
3/22	# Wyoming	N	W	63-46

\* PCC contest (1st place North)  
 @ at Vancouver, Wash.  
 % PCC Playoffs (Corvallis)  
 # NCAA West Regional (Kansas City, Mo.)

**1947-48** **21-13, 10-6**

**Head Coach:** Slats Gill

11/28	Portland	A	W	56-45
11/29	Fee's Rollerdomes	N	W	43-38
12/1	Linfield	H	W	56-38
12/2	Willamette	H	W	47-41
12/6	Canisius	A	W	50-48
12/9	City College NY	A	L	51-58
12/13	Linfield	A	W	56-32
12/19	Oakland Bittners	H	W	73-63
12/20	Oakland Bittners	H	W	56-52
12/22	Sacramento Senators	H	L	60-77
12/23	Sacramento Senators	H	L	51-59
12/26	@ Stanford	N	L	48-53 ot
12/27	San Francisco	A	L	42-44
12/29	California	H	L	55-60
12/30	California	H	W	63-47
1/2	Portland	A	W	48-44
1/3	Portland	H	W	64-54
1/9	* Washington State	A	W	49-33
1/10	* Washington State	A	W	43-38
1/12	* Idaho	A	L	43-47
1/13	* Idaho	A	W	59-39
1/17	* Oregon	H	L	41-42
1/30	* Washington	H	W	71-63
1/31	* Washington	H	W	74-55
2/6	* Washington	A	L	26-52
2/7	* Washington	A	L	23-27
2/16	* Idaho	H	W	52-45
2/17	* Idaho	H	W	58-44
2/20	* Oregon	A	L	54-58
2/21	* Oregon	H	W	50-45
2/27	* Washington State	H	W	65-49
2/28	* Washington State	H	W	58-52
3/6	* Oregon	A	L	44-62
3/9	# Washington	N	L	42-59

\* PCC contest (t-1st place North)  
 @ at San Francisco  
 # PCC Northern Division Playoffs (Eugene)

**1948-49** **24-12, 12-4**

**PACIFIC COAST CONFERENCE CHAMPIONS**

**NCAA TOURNAMENT**

Head Coach: Slats Gill

12/1	Portland	A	W	43-33
12/3	@ Utah State	N	W	52-38
12/4	Utah	A	L	42-53
12/10	Willamette	H	W	63-40
12/11	Portland	H	W	70-53
12/14	Willamette	A	W	43-41
12/17	Oakland Bittners	H	L	41-45
12/18	Oakland Bittners	H	L	40-52
12/20	Wyoming	H	W	55-50
12/21	Wyoming	H	L	52-53 ot
12/27	^ USC	N	L	40-60
12/28	^ Washington	N	W	64-62
12/30	^ UCLA	N	W	62-58
1/3	\$ Portland	N	W	61-45
1/7	* Washington	A	W	52-50
1/8	* Washington	A	L	43-54
1/17	* Idaho	H	W	42-31
1/18	* Idaho	H	W	69-53
1/28	* Washington	H	W	54-44
1/29	* Washington	H	W	49-45
2/4	* Idaho	A	L	39-51
2/5	* Idaho	A	W	47-35
2/7	* Washington St. (#17)	A	L	41-47
2/8	* Washington St. (#17)	A	W	42-34
2/18	* Washington State	H	W	52-47
2/19	* Washington State	H	W	51-42
2/25	* Oregon	A	L	54-61
2/26	* Oregon	H	W	42-38
3/4	* Oregon	A	W	79-72 ot2
3/5	* Oregon	H	W	47-45
3/11	# UCLA (#15)	H	W	53-41
3/12	# UCLA (#15)	H	L	39-47
3/14	# UCLA (#15)	H	W	41-35
3/18	\$ Arkansas	N	W	56-38
3/19	\$ Oklahoma A&M (#2)	N	L	30-55
3/25	% Illinois (#4)	N	L	53-57

\* PCC contest (1st place North)  
 @ at Salt Lake City  
 ^ at San Francisco  
 \$ at McMinnville  
 # PCC Playoffs (Corvallis)  
 \$ NCAA West Regional (Kansas City, Mo.)  
 % NCAA Final Four (Seattle)

**1949-50** **13-14, 8-8**

Head Coach: Slats Gill

12/1	Portland	A	W	51-46
12/3	Canisius	A	L	45-58
12/6	New York	A	W	49-45
12/8	Wisconsin	A	W	49-36
12/10	Minnesota	A	L	44-60
12/16	Utah	H	W	53-41 5,694
12/17	Utah	H	L	42-51 5,673
12/19	Indiana	H	L	60-65 3,973
12/20	Indiana	H	L	53-58 3,394
12/27	Minnesota	H	L	41-51 7,368
	Stewart Chevrolet	H	W	54-46 4,510
1/3	* Washington State	H	L	38-42 6,137
1/4	* Washington State	H	W	54-53 6,114
1/13	* Oregon	H	W	65-49 8,030
1/20	* Washington State	A	L	39-53
1/21	* Washington State	A	L	34-51
1/23	* Idaho	A	W	48-37
1/24	* Idaho	A	W	51-39
2/3	* Washington	H	W	56-46 8,824
2/4	* Washington	H	L	44-52 6,715

2/10	* Oregon	A	L	34-45
2/14	* Idaho	H	W	48-44 5,320
2/15	* Idaho	H	W	60-46 5,460
2/24	* Oregon	H	W	51-42 10,251
2/25	* Oregon	A	L	40-45
3/3	* Washington	A	L	45-47
3/4	* Washington	A	L	54-57

\* PCC contest (t-2nd place North)  
 Total Home Attendance — 87,463 (average 6,247)  
 Note: First season in Gill Coliseum.

**1950-51** **14-18, 6-10**

Head Coach: Slats Gill

12/2	Canisius	A	L	47-59
12/5	New York	A	L	65-75
12/7	Bradley	A	L	74-77
12/8	Illinois	A	L	51-74
12/9	Indiana	A	L	45-72
12/14	Phillips Oilers	H	L	46-56 6,427
12/19	Portland	A	L	53-58
12/22	Pittsburgh	H	W	61-36 1,633
12/23	Pittsburgh	H	W	53-34 2,155
12/27	Stewart Chevrolet	H	L	25-57 2,812
12/29	Portland	H	W	65-60 3,950
1/2	* Idaho	A	W	51-43
1/3	* Idaho	A	L	38-55
1/5	* Washington State	A	L	42-49
1/6	* Washington State	A	W	57-46
1/12	* Washington (#12)	H	L	40-41 6,789
1/13	* Washington (#12)	H	W	46-41 8,029
	Portland	A	W	55-43
1/26	* Oregon	A	L	53-62
1/27	* Oregon	H	L	47-66 10,354
2/2	* Washington	A	L	38-74
2/3	* Washington	A	L	36-40
2/9	* Idaho	H	W	34-29 4,035
2/10	* Idaho	H	L	31-39 4,170
2/16	* Washington State	H	W	49-37 4,711
2/17	* Washington State	H	L	38-45 7,053
3/2	* Oregon	H	W	41-39 8,523
3/3	* Oregon	A	L	45-72
	Hawaii	A	W	55-43
	@ Univ. Motors	N	W	57-50
	@ Bradley	N	W	75-45
	@ Subpac	N	W	65-50

\* PCC contest (t-4th place North)  
 @ at Hawaii  
 Total Home Attendance — 70,641 (average 5,434)

**1951-52** **9-19, 3-13**

Head Coach: Slats Gill

	Willamette	A	W	64-54
12/6	Stewart Chevrolet	H	L	44-54 1,996
	Portland	A	W	52-47
	Portland	A	L	48-75
12/14	Phillips Oilers	H	L	36-68 3,654
12/21	% California	N	W	61-59
12/22	California	A	L	53-65
	Ohio State	H	L	57-61 2,044
	Portland	H	L	43-52 3,882
12/31	Northwestern	H	W	69-58 1,283
1/4	* Washington State	H	W	53-45 4,605
1/5	* Washington State	H	L	44-54 5,070
1/11	* Washington (#6)	H	L	37-46 5,876
1/12	* Washington (#6)	H	L	41-49 6,863
1/18	* Idaho	A	L	64-65
1/19	* Idaho	A	L	50-74
1/21	* Washington State	A	L	44-56
1/22	* Washington State	A	L	37-45
	Bradley	H	W	57-53 5,338

2/2	Bradley	H	W	61-55 5,049
2/8	* Washington (#8)	A	L	56-69
2/9	* Washington (#8)	A	L	37-54
2/11	* Idaho	H	W	53-49 3,836
2/12	* Idaho	H	L	43-46 3,851
2/15	* Oregon	H	L	44-57 6,834
2/16	* Oregon	A	L	55-64
2/29	* Oregon	A	W	55-52
3/1	* Oregon	H	L	57-66 7,210

\* PCC contest (5th place North)  
 % at San Francisco  
 Total Home Attendance — 67,391 (average 4,493)

**1952-53** **11-18, 6-10**

Head Coach: Slats Gill

12/1	@ Oregon	N	W	72-68 ot
12/5	UCLA (#12)	H	L	63-73 4,313
12/6	UCLA (#12)	H	L	43-58 3,753
12/9	Portland	A	L	63-68
12/12	Santa Clara	H	L	66-68 3,665
12/13	Santa Clara	H	W	69-68 3,442
12/19	BYU	H	L	66-69 2,491
12/20	BYU	H	W	67-65 2,542
12/26	UCLA (#20)	A	L	58-74
12/27	UCLA (#20)	A	L	61-69
12/29	% Stanford	N	W	58-46
1/3	Portland	H	W	66-39 3,838
1/6	* Washington State	H	W	39-27 5,352
1/7	* Washington State	H	L	45-50 4,143
1/16	* Washington (#5)	A	L	54-77
1/17	* Washington (#5)	A	L	56-68
1/23	* Idaho	A	L	49-65
1/24	* Idaho	A	W	59-55
1/30	* Oregon	A	W	67-65
1/31	* Oregon	H	L	63-73 9,859
2/3	* Idaho	H	L	62-64 3,436
2/4	* Idaho	H	W	78-52 3,924
2/13	* Washington (#3)	H	L	53-69 7,919
2/14	* Washington (#3)	H	L	60-73 9,779
2/20	* Washington State	A	L	50-56
2/21	* Washington State	A	L	50-64
2/27	* Oregon	H	W	75-74 ot 6,686
2/28	* Oregon	A	W	59-55
3/7	Hawaii	A	L	58-74

\* PCC contest (4th place North)  
 @ at Portland  
 % at San Francisco  
 Total Home Attendance — 75,142 (average 5,009)

**1953-54** **19-10, 11-5**

**PACIFIC COAST CONFERENCE NORTH CHAMPIONS**

Head Coach: Slats Gill

Swede Halbrook (So. C) — 21.2 ppg, 11.8 rpg  
 Tony Vlastelica (Jr. F) — 8.1 ppg  
 Tex Whiteman (Jr. C) — 6.6 ppg, 5.7 rpg  
 Bill Toole (Jr. G) — 4.9 ppg

12/4	Hawaii	H	W	73-54 4,127
12/5	Hawaii	H	W	55-50 3,821
12/12	Portland	H	W	84-65 3,286
12/19	Nebraska	H	W	83-55 4,326
12/21	Indiana (#1)	H	L	72-76 10,424
12/22	@ Indiana (#1)	N	W	67-51
12/26	Ohio State	A	W	62-60
12/28	\$ Duke	N	L	61-71
12/29	\$ Tulane	N	L	70-74
12/30	\$ North Carolina	N	W	65-53
1/8	* Idaho	H	L	65-70 7,219
1/9	* Idaho	H	W	65-60 8,475
1/15	* Washington	A	W	61-49
1/16	* Washington	A	W	54-51

1/22	* Idaho	A	L	55-70	
1/23	* Idaho	A	W	69-53	
1/29	* Oregon	H	W	52-41	9,963
1/30	* Oregon	A	L	40-42	
2/5	* Washington State	H	W	65-41	6,480
2/6	* Washington State	H	W	65-54	7,291
2/12	* Washington	H	W	70-47	7,040
2/13	* Washington	H	L	47-51	9,303
2/19	* Washington State	A	W	51-49	
2/20	* Washington State	A	W	62-41	
2/26	* Oregon	A	L	60-63 ot2	
2/27	* Oregon	H	W	55-46	10,050
3/5	# USC	N	L	48-53	
3/6	# USC	N	W	65-47	
3/8	# USC	N	L	45-48	

\* PCC contest (1st place North)  
 @ at Eugene  
 \$ Dixie Classic (Raleigh, N.C.)  
 # PCC Playoffs (Long Beach, Calif.)  
 Total Home Attendance — 91,805 (average 7,062)

**1954-55** **22-8, 15-1**

**PACIFIC COAST CONFERENCE CHAMPIONS**

**NCAA TOURNAMENT**

**Head Coach:** Slat's Gill

Swede Halbrook (Jr. C) — 20.9 ppg, 14.1 rpg  
 Tony Vlastelica (Sr. F) — 11.5 ppg, 4.0 rpg  
 Reggie Halligan (Sr. F) — 7.3 ppg, 5.2 rpg  
 Ron Robins (Sr. G) — 6.8 ppg

12/1	Hawaii	H	W	69-47	4,045
12/3	@ California	N	L	50-52	
12/4	Santa Clara	H	W	39-34	6,537
12/10	USC	H	L	43-45	5,264
12/11	USC	H	L	35-55	5,128
12/17	San Francisco	A	L	34-60	
12/18	^ Santa Clara	N	L	45-56	
12/21	Seattle	H	W	64-59	2,695
12/28	% Washington State	N	W	68-48	
12/29	% Washington	A	L	57-58 ot	
1/7	* Washington State	H	W	70-58	6,689
1/8	* Washington State	H	W	56-52	6,745
1/14	* Washington	H	W	66-38	7,722
1/15	* Washington	H	W	70-63	9,024
1/21	* Oregon	A	W	56-53	
1/22	* Oregon	H	W	56-54 ot	11,315
1/28	* Washington	A	W	55-51	
1/29	* Washington	A	W	57-43	
2/4	* Idaho	A	W	59-52	
2/5	* Idaho	A	W	69-63	
2/14	* Idaho	H	W	80-65	7,170
2/15	* Idaho	H	W	67-56	7,036
2/18	* Washington State	A	W	73-61	
2/19	* Washington State	A	L	66-68	
2/25	* Oregon	H	W	53-44	10,607
2/26	* Oregon	A	W	68-58	
3/4	\$ UCLA (#9)	H	W	82-75	7,198
3/5	\$ UCLA (#9)	H	W	83-64	10,400
3/11	# Seattle	H	W	83-71	10,495
3/12	# San Francisco (#1)	H	L	56-57	11,206

\* PCC contest (1st place)  
 @ at Eugene  
 ^ at San Francisco  
 % Northern Division Tournament (Seattle)  
 \$ PCC Playoffs (Corvallis)  
 # NCAA West Regional (Corvallis)  
 Total Home Attendance — 129,276 (average 7,604)

**1955-56** **8-18, 5-11**

**Head Coach:** Slat's Gill

Dave Gambee (So. F) — 17.9 ppg, 10.4 rpg  
 Ken Nanson (So. G) — 11.5 ppg, 6.8 rpg  
 Bob Allord (Jr. F) — 10.3 ppg  
 Wayne Moss (So. C) — 6.4 ppg, 8.8 rpg

12/2	Oregon	A	L	46-57	
12/3	Colorado	H	L	53-63	5,509
12/7	Baylor	H	L	57-62	3,857
12/9	Wyoming	H	W	53-46	4,098
12/10	Wyoming	H	L	51-52	4,329
12/20	Michigan	H	W	84-71	5,058
12/21	% Northwestern	N	W	63-61	
12/29	& N.C. State (#3)	A	L	54-59	
12/30	& Minnesota	N	L	60-64	
12/31	& Villanova	N	L	63-68	
1/6	* Washington State	A	W	59-40	
1/7	* Washington State	A	L	52-58	
1/13	* USC	A	L	47-58	
1/14	* USC	A	L	53-84	
1/20	* Stanford	H	W	69-59	6,209
1/21	* Stanford	H	L	50-75	5,028
1/27	* Washington	H	L	58-66	5,587
1/28	* Washington	H	L	63-83	5,351
2/3	* California	A	L	63-65 ot	
2/4	* California	A	L	56-69	
2/17	* UCLA (#20)	H	L	56-77	6,498
2/18	* UCLA (#20)	H	L	59-72	8,105
2/24	* Idaho	H	L	55-58	4,496
2/25	* Idaho	H	W	69-59	4,195
3/9	* Oregon	A	W	74-69	
3/10	* Oregon	H	W	59-49	8,395

\* PCC contest (t-6th place)  
 % at Eugene  
 & Dixie Classic (Raleigh, N.C.)  
 Total Home Attendance — 76,715 (average 5,480)

**1956-57** **11-15, 6-10**

**Head Coach:** Slat's Gill

Dave Gambee (Jr. F) — 20.2 ppg, 10.5 rpg  
 Ken Nanson (Jr. G) — 8.5 ppg, 4.5 rpg  
 Bob Allord (Sr. F) — 6.9 ppg  
 Gary Goble (So. C) — 6.6 ppg, 8.8 rpg

11/30	BYU	A	W	62-55	
12/1	Wyoming	A	W	68-65	
12/3	Colorado	A	L	58-67	
12/7	Texas	H	L	63-64	5,099
12/8	% Portland	N	L	55-56	
12/18	% Missouri	N	L	41-71	
12/19	Rice	H	L	54-55	2,604
12/28	@ San Francisco (#19)	H	W	62-40	3,614
12/29	@ Washington	H	W	71-58	3,875
1/4	* Stanford	A	W	64-63	
1/5	* Stanford	A	L	58-60	
1/11	* USC	H	L	49-55	6,025
1/12	* USC	H	W	67-54	6,121
1/25	* Washington	A	L	53-64	
1/26	* Washington	A	L	51-58	
2/1	* UCLA (#5)	A	L	37-59	
2/2	* UCLA (#5)	A	L	53-64	
2/8	* California (#19)	H	L	60-73 ot2	6,015
2/9	* California (#19)	H	L	51-62	8,626
2/12	Oregon	H	W	68-55	4,370
2/22	* Idaho	A	L	67-74	
2/23	* Idaho	A	W	81-53	
3/1	* Washington State	H	W	65-59	4,071
3/2	* Washington State	H	W	70-49	5,617

3/8	* Oregon	H	W	75-62	7,008
3/9	* Oregon	A	L	61-65	

\* PCC contest (6th place)  
 % at Eugene  
 @ Far West Classic (Corvallis)  
 Total Home Attendance — 63,045 (average 5,254)

**1957-58** **20-6, 12-4**

**Head Coach:** Slat's Gill

Dave Gambee (Sr. F) — 18.3 ppg, 11.0 rpg  
 Ken Nanson (Sr. F) — 13.8 ppg, 6.5 rpg  
 Lee Harman (Jr. G) — 7.5 ppg, 6.3 rpg  
 Jim Anderson (Jr. G) — 7.2 ppg

12/3	Oregon	A	W	60-55	
12/6	Portland	H	W	75-49	4,313
12/7	% Portland	N	W	64-46	
12/12	Seattle (#14)	H	W	63-55	6,221
12/14	Gonzaga	H	W	71-63	5,483
12/21	Iowa	A	L	67-77	
12/23	Indiana	A	W	62-51	
12/27	@ Yale	H	W	79-69	4,502
12/28	@ Utah (#15)	H	W	65-63	6,016
1/3	* California (#19)	H	W	55-43	4,133
1/4	* UCLA	H	W	68-61	5,841
1/18	* California	A	L	51-61	
1/20	* Stanford	A	W	68-59	
1/24	* Washington	H	W	81-58	7,555
1/25	* Washington	A	L	42-45	7,800
1/31	* Oregon	A	W	82-62	
2/1	* Stanford	H	L	57-69	10,364
2/7	* Oregon	H	W	62-37	8,388
2/10	* Idaho	H	W	70-51	5,406
2/21	* USC	A	W	69-50	
2/22	* UCLA	A	W	77-61	
3/1	* USC	H	W	58-52	9,478
3/3	* Washington State	H	W	69-31	7,023
3/7	* Washington State	A	W	67-62	
3/8	* Idaho	A	L	55-62	
3/10	# California	N	L	45-57	

\* PCC contest (t-1st place)  
 % at Vancouver, Wash.  
 @ Far West Classic (Corvallis)  
 # PCC Playoffs (Eugene)  
 Total Home Attendance — 84,723 (average 6,517)

**1958-59** **13-13, 7-9**

**Head Coach:** Slat's Gill

Lee Harman (Sr. G) — 15.6 ppg, 7.8 rpg  
 Jim Woodland (So. F) — 8.8 ppg, 4.0 rpg  
 Jim Anderson (Sr. G) — 7.2 ppg  
 Steve Flynn (So. F) — 6.8 ppg, 5.7 rpg

12/1	Oregon	H	W	68-60	4,617
12/5	Utah	A	L	41-70	4,045
12/6	Utah	A	L	38-62	3,923
12/8	Idaho State	A	L	49-55	
12/12	Hawaii	H	W	59-40	3,870
12/13	Wichita State	H	W	72-55	2,826
12/19	Indiana	H	L	53-57	2,868
12/20	Indiana	H	W	73-69	3,115
12/27	@ Air Force	H	W	49-47	4,228
12/29	@ Iowa	H	W	72-71	5,022
1/3	* USC	H	L	41-49	4,168
1/5	* Stanford	H	W	68-56	4,739
1/9	* USC	A	W	61-53	5,500
1/10	* UCLA	A	L	62-73	
1/17	* Washington	H	L	59-69	8,149
1/22	* Idaho	A	W	87-84	2,700
1/23	* Washington State	A	W	76-66	
1/31	* Oregon	A	W	58-57	8,510
2/6	* Oregon	H	L	68-73	9,764

2/7	* Washington State	H	W	72-58	7,626
2/14	* Washington	A	L	59-75	7,500
2/23	* California (#15)	H	L	40-57	5,520
2/27	* UCLA	H	L	59-71	5,006
2/28	* Idaho	H	W	46-42	4,484
3/6	* Stanford	A	L	54-71	
3/7	* California (#11)	A	L	52-55	7,000

\* PCC contest (6th place)

@ Far West Classic (Corvallis)

Total Home Attendance — 76,002 (average 5,067)

### 1959-60

15-11

**Head Coach:** Slats Gill/Paul Valenti

Jim Woodland (Jr. G) — 10.5 ppg, 4.7 rpg

Jay Carty (So. F) — 9.7 ppg, 7.3 rpg

Bill Wold (Jr. G) — 8.5 ppg

Karl Anderson (Jr. C) — 8.4 ppg, 9.9 rpg

12/2	Hawaii	A	L	51-56	
12/3	Hawaii	A	W	72-46	
12/11	Montana	H	W	67-52	3,573
12/12	Montana	H	W	78-58	3,552
12/19	Nebraska	H	W	63-60	3,428
12/21	% Nebraska	N	W	67-65	
12/26	@ New Mexico State	H	W	54-50	3,503
12/28	@ Idaho	H	W	49-48	4,047
12/29	@ Oregon	H	W	60-56	6,142
1/2	Washington State	H	W	49-38	3,212
1/9	Stanford	H	L	38-43	5,382
1/11	Washington	A	L	51-57	
1/16	USC (#10)	A	L	59-84	
1/22	Washington State	A	W	62-59	
1/23	Idaho	A	L	56-62	
1/29	Stanford	A	W	45-40	
1/30	California (#3)	A	L	48-67	
2/5	Oregon	A	L	53-63	
2/6	Oregon	H	W	55-54	6,801
2/9	Portland	A	W	51-43	
2/19	USC	H	L	62-68	5,194
2/20	Washington	H	L	52-62	7,246
2/26	Idaho	H	W	55-53	3,133
2/27	California (#4)	H	L	47-62	7,058
3/4	Oregon	H	W	53-45	6,178
3/5	Oregon	A	L	63-67	

% at Portland

@ Far West Classic (Corvallis)

Total Home Attendance — 68,449 (average 4,889)

Note: Slats Gill missed 12 games due to illness. Paul Valenti served as interim coach (9-3 in the 12 games).

### 1960-61

14-12

**Head Coach:** Slats Gill

Karl Anderson (Sr. C) — 10.2 ppg, 6.1 rpg

Jay Carty (Jr. F) — 10.1 ppg, 7.6 rpg

Jim Woodland (Sr. G) — 9.7 ppg

Bob Jacobson (Jr. F) — 7.0 ppg, 5.5 rpg

12/2	New Mexico State	A	W	65-55	
12/3	Arizona State	A	L	77-79	
12/5	UC Santa Barbara	A	L	53-62	
12/10	Washington	A	L	47-58	
12/16	Arizona State	H	W	65-54	3,013
12/17	Seattle	H	W	67-53	2,403
12/28	@ Wisconsin	N	W	56-54	5,531
12/29	@ Idaho	N	W	63-53	5,193
12/30	@ Seattle	N	W	73-65	7,896
1/7	Portland	H	L	44-47	6,168
1/13	Washington State	A	W	76-66	
1/14	Washington State	A	L	61-72	
1/20	Idaho	H	W	67-52	4,556
1/21	Washington State	H	W	72-47	5,113
1/27	Portland	A	W	58-48	

1/28	Washington	H	W	74-46	8,161
2/3	Oregon	H	L	55-58	9,505
2/4	Oregon	A	L	58-71	
2/10	Washington State	H	W	53-52	3,430
2/11	Idaho	H	W	55-49	4,253
2/17	Idaho	A	L	57-62	
2/18	Idaho	A	L	47-54	
2/24	USC (#10)	H	W	62-58	6,636
2/25	USC (#10)	H	L	68-74	8,329
3/10	Oregon	A	L	52-54	
3/11	Oregon	H	L	57-63	8,329

@ Far West Classic (Portland)

Total Home Attendance — 69,896 (average 5,825)

### 1961-62

24-5

**NCAA TOURNAMENT**

**Head Coach:** Slats Gill

Mel Counts (So. C) — 18.5 ppg, 13.8 rpg

Jay Carty (Sr. F) — 15.4 ppg, 10.5 rpg

Steve Pauly (Jr. G) — 11.5 ppg, 5.3 rpg

Terry Baker (Jr. G) — 10.7 ppg

12/1	Montana	A	W	82-76	
12/2	Montana	A	L	54-56	
12/9	Washington	H	W	55-48	6,001
12/16	Stanford	H	W	58-47	3,532
12/18	Stanford	H	W	55-49	4,402
12/27	@ Michigan	N	W	89-54	10,536
12/29	@ Washington State	N	W	78-66	7,704
12/30	@ Oregon	N	W	74-57	10,536
1/5	Washington State	A	W	69-56	
1/6	Washington State	A	W	68-65	
1/12	Gonzaga	H	W	78-64	6,004
1/13	Portland	H	W	80-63	6,601
1/19	Idaho	A	W	74-59	
1/20	Idaho	A	W	71-68	
1/27	Seattle	H	W	82-73 ot2	11,125
2/2	Oregon	A	W	79-63	
2/3	Oregon	H	W	82-66	11,709
2/10	Portland	A	W	75-64	
2/16	Seattle	A	L	73-74	
2/17	Washington	A	L	61-73	
2/23	Idaho	H	L	51-52	6,344
2/24	Idaho	H	W	65-50	9,158
3/2	Washington State	H	W	62-55	4,497
3/3	Washington State	H	W	63-46	5,651
3/9	Oregon	H	W	65-48	7,331
3/10	Oregon	A	W	60-56	
3/13	# Seattle	H	W	69-65 ot	9,702
3/16	% Pepperdine	N	W	69-67	
3/17	% UCLA	N	L	69-88	

@ Far West Classic (Portland) # NCAA West Regional (Corvallis)

% NCAA West Regional (Provo, Utah)

Total Home Attendance — 92,057 (average 7,081)

### 1962-63

22-9

**NCAA TOURNAMENT**

**Head Coach:** Slats Gill

Mel Counts (Jr. C) — 21.3 ppg, 15.6 rpg

Terry Baker (Sr. G) — 13.4 ppg

Steve Pauly (Sr. F) — 9.2 ppg, 6.1 rpg

Frank Peters (So. G) — 9.1 ppg, 4.7 rpg

12/7	Seattle	A	L	58-60	
12/8	Washington	A	W	57-45	
12/14	California	H	L	59-61	6,436
12/15	California	H	W	70-60	5,373
12/21	% West Virginia (#7)	N	L	65-70	
12/22	% Iowa	N	W	61-55	
12/27	@ Idaho	N	W	80-53	12,129
12/28	@ California	N	W	58-50	9,956
12/29	@ Iowa	N	W	64-57	11,008

1/4	Washington State	H	W	74-47	7,741
1/5	Washington State	H	W	61-50	8,640
1/11	Stanford	A	W	65-58	
1/12	Stanford	A	L	69-96	
1/19	Gonzaga	H	W	63-47	7,138
1/26	Washington	H	W	65-48	8,805
2/1	Seattle	H	W	66-60	9,782
2/8	Portland	A	L	58-67	
2/9	Portland	H	W	66-51	7,181
2/15	Oregon	H	L	50-54	9,066
2/16	Oregon	A	W	67-57	
2/22	USC	H	W	76-49	8,257
2/23	USC	H	L	58-67	10,195
3/1	Washington State	A	W	79-56	
3/2	Washington State	A	W	74-65	
3/8	Oregon	A	W	65-61	
3/9	Oregon	H	W	71-65	7,390
3/11	# Seattle	N	W	70-66	
3/15	% San Francisco	N	W	65-61	
3/16	% Arizona State (#4)	N	W	83-65	
3/22	& Cincinnati (#1)	N	L	46-80	
3/23	& Duke (#2)	N	L	63-85	

% Kentucky Invitational (Lexington, Ky.)

@ Far West Classic (Portland) # NCAA West Regional (Eugene)

% NCAA West Regional (Provo, Utah)

& NCAA Final Four (Louisville, Ky.)

Total Home Attendance — 96,004 (average 8,000)

### 1963-64

25-4

**NCAA TOURNAMENT**

**Head Coach:** Slats Gill

Mel Counts (Sr. C) — 26.7 ppg, 16.9 rpg

Jim Jarvis (Jr. G) — 13.9 ppg

Frank Peters (Jr. G) — 13.3 ppg, 3.8 rpg

Scott Eaton (So. F) — 4.5 ppg

11/30	Washington State	A	W	80-66	
12/2	Washington State	A	W	75-58	
12/6	British Columbia	H	W	87-47	6,003
12/7	Washington	H	W	91-60	8,350
12/13	California	A	L	55-65	
12/14	California	A	W	61-49	
12/20	Indiana	H	W	70-57	9,006
12/21	\$ Indiana	N	W	56-52	
12/26	@ LSU	N	W	87-57	11,752
12/27	@ Colorado State	N	W	53-51	12,309
12/28	@ BYU	N	W	68-58	13,012
1/3	\$ Cincinnati (#4)	N	L	53-57	
1/4	Cincinnati (#4)	H	W	82-61	10,597
1/12	Hawaii	A	W	71-55	
1/13	Hawaii	A	W	70-44	
1/17	Oregon	A	L	45-47	
1/18	Oregon	H	W	66-53	10,176
1/24	Stanford	H	W	65-57	8,068
1/25	Stanford	H	W	65-57	9,410
1/31	Seattle	A	W	85-79	
2/1	Washington	A	W	67-59	
2/7	Portland	A	W	97-68	
2/8	Portland	H	W	95-61	7,369
2/14	Seattle	H	W	76-72	9,429
2/21	Idaho	H	W	72-46	7,211
2/22	Idaho	H	W	112-62	8,644
2/28	Oregon	H	W	71-68	9,909
2/29	Oregon	A	W	85-71	
3/10	# Seattle	N	L	57-61	

\$ at Portland @ Far West Classic (Portland)

# NCAA West Regional (Eugene)

Total Home Attendance — 104,172 (average 8,681)

**1964-65 16-10, 7-7**

**Head Coach:** Paul Valenti  
 Jim Jarvis (Sr. G) — 21.1 ppg, 4.3 rpg  
 Charlie White (Jr. G) — 9.6 ppg, 7.0 rpg  
 Ed Fredenburg (So. C) — 7.8 ppg, 6.5 rpg  
 Rick Whelan (Jr. G) — 6.9 ppg

12/1	San Francisco (#9)	H	L	58-66	6,548
12/5	Washington	H	W	67-63	6,556
12/9	Arizona State	H	W	66-52	5,008
12/19	\$ Stanford	N	W	61-60	
12/23	Cincinnati	A	L	56-71	
12/26	@ Army	N	W	65-64 ot	9,699
12/28	@ Northwestern	N	W	67-65	8,052
12/30	@ Tennessee	N	W	48-27	10,458
1/8	* USC	H	W	65-63	8,339
1/9	* UCLA (#1)	H	L	53-83	10,436
1/15	* Washington	A	L	70-79	
1/16	* Washington State	A	L	53-64	
1/18	Idaho	A	W	60-48	
1/27	Oregon	A	L	53-59	
1/30	Oregon	H	W	53-48	6,248
2/5	* California	H	W	74-57	5,434
2/6	* Stanford	H	L	48-51	7,284
2/9	Hawaii	H	W	92-61	3,404
2/12	* Stanford	A	W	47-45	
2/13	* California	A	L	53-55	
2/19	* UCLA (#2)	A	L	55-73	
2/20	* USC	A	L	38-64	
2/26	* Washington State	H	W	66-51	6,569
2/27	* Washington	H	W	54-45	9,067
3/5	* Oregon	H	W	69-50	9,500
3/6	* Oregon	A	W	64-61	

\* AAWU contest (4th place)  
 \$ at Portland  
 @ Far West Classic (Portland)  
 Total Home Attendance — 84,393 (average 7,033)

**1965-66 21-7, 12-2**

**ATHLETIC ASSOCIATION OF WESTERN UNIVERSITY CHAMPIONS  
 NCAA TOURNAMENT**  
**Head Coach:** Paul Valenti  
 Loy Petersen (So. F) — 12.9 ppg, 5.9 rpg  
 Charlie White (Sr. G) — 11.7 ppg, 6.6 rpg  
 Scott Eaton (Sr. F) — 9.9 ppg  
 Ed Fredenburg (Jr. C) — 9.6 ppg, 7.4 rpg

12/1	Portland	H	W	65-43	5,415
12/3	Washington	A	L	44-45	
12/7	Nebraska	A	L	63-75	
12/9	Navy	A	L	55-59 ot3	
12/11	Villanova	A	W	65-59 ot	
12/18	Portland	A	W	73-63	
12/27	@ Air Force	N	W	53-42	10,345
12/29	@ Arizona State	N	W	56-46	9,259
12/30	@ Stanford	N	W	62-46	12,218
1/7	* UCLA (#10)	A	L	35-79	
1/8	* USC	A	W	59-56	
1/14	* Washington State	H	W	68-52	7,367
1/15	* Washington	H	W	67-59	7,516
1/21	Oregon	H	W	62-46	10,011
1/22	Oregon	A	L	60-61	
2/1	Hawaii	H	W	72-36	3,170
2/4	* California	A	W	77-62	
2/5	* Stanford	A	W	56-54	
2/11	* California	H	W	63-50	5,440
2/12	* Stanford	H	W	63-57	8,709
2/18	* UCLA	H	W	64-51	10,307
2/19	* USC	H	L	60-70	9,320
2/26	* Washington State	A	W	54-47	
2/28	* Washington	A	W	54-43	
3/4	* Oregon	A	W	49-42	

3/5	* Oregon	H	W	68-54	10,005
3/11	# Houston	N	W	63-60	
3/12	# Utah	N	L	64-70	

\* AAWU contest (1st place)  
 @ Far West Classic (Portland)  
 # NCAA West Regional (Los Angeles)  
 Total Home Attendance — 77,260 (average 7,726)

**1966-67 14-14, 8-6**

**Head Coach:** Paul Valenti  
 Vince Fritz (So. G) — 16.4 ppg  
 Loy Petersen (Jr. F) — 14.4 ppg, 7.2 rpg  
 Ed Fredenburg (Sr. C) — 8.4 ppg, 7.0 rpg  
 Harry Gunner (Sr. F) — 5.8 ppg, 6.1 rpg

12/2	Hawaii	A	W	61-56	
12/3	Hawaii	A	W	58-54	
12/9	Portland	H	W	64-44	5,538
12/17	BYU (#7)	H	W	92-76	7,556
12/22	% Kentucky	A	L	66-96	
12/23	% Penn State	N	W	64-61 ot2	
12/27	@ Indiana	N	L	60-71	12,676
12/29	@ St. Louis	N	L	52-64	6,696
12/30	@ Minnesota	N	L	54-60	5,557
1/6	* California	A	W	45-42	
1/7	* Stanford	A	L	51-58	
1/13	* Washington State	H	W	63-61	8,305
1/14	* Washington	H	W	61-57	5,050
1/20	Oregon	A	L	51-63	
1/28	Oregon	H	L	55-56	6,529
1/30	St. Mary's	H	W	61-40	4,368
2/2	Portland	A	L	43-48	
2/4	Idaho	A	L	56-57	
2/10	* UCLA (#1)	A	L	44-76	
2/11	* USC	A	L	47-62	
2/17	* USC	H	L	63-72 ot	6,088
2/18	* UCLA (#1)	H	L	50-72	9,165
2/24	* Stanford	H	W	54-51	7,269
2/25	* California	H	W	59-57 ot	10,048
3/4	* Washington	A	W	69-66	
3/6	* Washington State	A	W	51-49 ot	
3/10	* Oregon	H	L	55-62	7,562
3/11	* Oregon	A	W	49-47 ot	

\* AAWU contest (t-2nd place)  
 % Kentucky Invitational (Lexington, Ky.)  
 @ Far West Classic (Portland)  
 Total Home Attendance — 77,478 (average 7,043)

**1967-68 12-13, 5-9**

**Head Coach:** Paul Valenti  
 Vince Fritz (Jr. G) — 18.2 ppg  
 Vic Bartolome (So. C) — 13.2 ppg, 6.4 rpg  
 Gary Freeman (So. F) — 10.3 ppg, 6.6 rpg  
 Loy Petersen (Sr. F) — 10.2 ppg, 4.9 rpg

12/2	San Francisco	H	L	52-63	7,521
12/16	San Jose State	H	W	67-52	3,903
12/21	% Michigan	N	L	61-80	
12/22	% Oklahoma State	N	W	49-48	
12/27	@ Texas	N	W	54-42	12,592
12/28	@ Washington State	N	W	62-61	11,884
12/30	@ North Carolina (#5)	N	L	61-68	12,955
1/5	* California	H	W	76-63	6,806
1/6	* Stanford	H	W	67-51	6,878
1/13	* Washington State	A	L	62-82	
1/15	* Washington	A	L	56-68	
1/20	Oregon	A	W	60-49	
1/27	Oregon	H	W	58-46	5,518
1/29	Portland	H	W	65-56	2,071
2/1	Portland	A	L	61-67	
2/9	* UCLA (#2)	H	L	52-55	10,050
2/10	* USC	H	L	47-49	4,515

2/16	* USC	A	L	63-71 ot	
2/17	* UCLA (#2)	A	L	71-88	
2/23	* Stanford	A	L	67-70 ot	
2/24	* California	A	L	58-71	
3/1	* Washington	H	W	74-72	6,672
3/2	* Washington State	H	L	76-81 ot	10,022
3/8	* Oregon	A	W	80-65	
3/9	* Oregon	H	W	93-54	6,313

\* AAWU contest (t-5th place)  
 % Sun Devil Tournament (Phoenix, Ariz.)  
 @ Far West Classic (Portland)  
 Total Home Attendance — 70,269 (average 6,388)

**1968-69 12-14, 5-9**

**Head Coach:** Paul Valenti  
 Gary Freeman (Jr. F) — 15.9 ppg, 9.4 rpg  
 Vic Bartolome (Jr. C) — 15.4 ppg, 8.2 rpg  
 Bill More (Sr. F) — 8.7 ppg  
 Tim Perkins (So. F) — 7.5 ppg

11/30	San Francisco	A	W	60-50	
12/6	Nebraska	H	W	79-67	7,599
12/14	St. Mary's	H	W	63-51	5,179
12/19	Utah	A	L	54-86	
12/20	BYU	A	L	64-89	
12/26	@ Arizona State	N	W	46-42 ot	9,921
12/29	@ Washington State	N	L	50-51 ot	11,337
12/30	@ BYU	N	L	64-69	5,612
1/10	* USC	H	W	61-57	6,715
1/11	* UCLA (#1)	H	L	64-83	9,413
1/18	* Washington	A	L	42-60	
1/20	* Washington State	A	L	60-61	
1/24	Oregon	A	L	52-66	
1/25	Oregon	H	W	65-53	5,406
1/30	Portland	A	W	83-59	
2/1	Portland	H	W	78-57	3,552
2/7	* California	H	L	57-69	5,566
2/8	* Stanford	H	W	63-62	5,708
2/14	* Stanford	A	L	61-70	
2/15	* California	A	W	79-63	
2/21	* UCLA (#1)	A	L	66-91	
2/22	* USC	A	L	61-71	
2/28	* Washington State	H	L	60-62	7,373
3/1	* Washington	H	W	82-52	10,099
3/7	* Oregon	H	L	66-71	8,094
3/8	* Oregon	A	W	66-57	

\* Pac-8 contest (t-5th place)  
 @ Far West Classic (Portland)  
 Total Home Attendance — 74,704 (average 6,791)

**1969-70 10-16, 4-10**

**Head Coach:** Paul Valenti  
 Vic Bartolome (Sr. C) — 16.1 ppg, 8.7 rpg  
 Gary Freeman (Sr. F) — 14.7 ppg, 9.0 rpg  
 Vince Fritz (Sr. G) — 11.1 ppg  
 Billy Nickleberry (So. G) — 10.1 ppg

12/1	Miami (Fla.)	A	W	86-81	
12/2	Florida State	A	L	68-69	
12/4	LSU	A	L	72-94	
12/13	Gonzaga	H	W	67-53	7,695
12/22	LSU (#15)	H	L	68-76	10,388
12/26	@ Temple	N	W	65-44	13,259
12/29	@ Washington (#10)	N	L	65-85	13,330
12/30	@ Washington State	N	L	54-59	13,069
1/9	* USC	A	L	51-64	
1/10	* UCLA (#1)	A	L	71-72	
1/16	* Washington (#15)	H	W	60-47	7,242
1/17	* Washington State	H	W	80-65	5,052
1/23	Oregon	H	W	78-73	10,207
1/24	Oregon	A	L	64-79	
1/30	Hawaii	H	W	76-56	4,528



1/31	Portland	H	W	78-62	6,536
2/6	* California	A	L	55-71	
2/7	* Stanford	A	L	69-71	
2/13	* Stanford	H	W	80-59	7,749
2/14	* California	H	L	64-67	10,137
2/20	* UCLA (#1)	H	L	56-71	10,177
2/21	* USC	H	L	55-70	6,149
2/28	* Washington State	A	L	51-86	
3/2	* Washington	A	L	43-46	
3/6	* Oregon	A	L	66-73	
3/7	* Oregon	H	W	81-67	8,518

\* Pac-8 contest (7th place)

@ Far West Classic (Portland)

Total Home Attendance — 94,378 (average 7,865)

### 1970-71 12-14, 4-10

**Head Coach:** Ralph Miller

Freddie Boyd (Jr. G) — 17.8 ppg, 6.8 apg

Sam Whitehead (So. F) — 11.6 ppg, 9.6 rpg

Gary Arbelbide (Sr. F) — 9.6 ppg, 3.7 rpg

Neal Jurgenson (So. C) — 8.7 ppg, 6.7 rpg

12/4	Oklahoma State	H	W	69-63	7,749
12/5	\$ Oklahoma State	N	W	84-76	
12/7	Utah	H	W	91-75	6,570
12/12	BYU	H	W	99-80	10,250
12/22	Kentucky (#7)	A	L	78-84	
12/23	Tennessee (#12)	A	L	61-89	
12/28	@ Harvard	N	W	91-76	10,585
12/29	@ Stanford	N	W	82-75	12,943
12/30	@ Oregon (#16)	N	W	68-64	13,024
1/8	* California	H	L	100-101	10,529
1/9	* Stanford	H	W	88-70	10,197
1/23	* Washington	A	L	85-93	ot
1/25	* Washington State	A	W	78-73	
1/27	Long Island	H	W	71-70	ot 7,476
2/5	Oregon	A	L	62-64	
2/6	Oregon	H	L	57-67	9,616
2/12	* USC (#3)	H	L	63-82	7,515
2/13	* UCLA (#1)	H	L	65-67	8,604
2/19	* UCLA (#1)	A	L	64-94	
2/20	* USC (#3)	A	L	75-110	
2/26	* Stanford	A	L	85-97	
2/27	* California	A	L	74-99	
3/5	* Washington State	H	W	81-67	7,381
3/6	* Washington	H	W	71-52	10,213
3/12	* Oregon	H	L	76-78	9,021
3/13	* Oregon	A	L	65-71	

\* Pac-8 game (6th place)

\$ at Portland

@ Far West Classic (Portland)

Total Home Attendance — 105,121 (average 8,760)

### 1971-72 18-10, 9-5

**Head Coach:** Ralph Miller

Freddie Boyd (Sr. G) — 19.8 ppg, 6.6 apg

Sam Whitehead (Jr. F) — 14.1 ppg, 8.0 rpg

Steve Ericksen (So. F) — 13.5 ppg, 7.8 rpg

Neal Jurgenson (Jr. C) — 12.9 ppg, 7.4 rpg

12/2	Hawaii	A	L	71-89	
12/3	Hawaii	A	L	73-76	
12/6	Idaho	H	W	84-67	5,838
12/10	Oklahoma State	A	W	76-72	
12/11	Oklahoma State	A	W	70-56	
12/17	San Diego State	H	W	96-90	5,417
12/18	Portland	H	W	88-58	4,170
12/20	Weber State	H	W	82-75	5,095
12/27	@ Dartmouth	N	W	106-72	12,131
12/29	@ Florida State	N	L	72-73	11,302
12/30	@ New Mexico	N	W	81-69	12,194
1/7	* UCLA (#1)	H	L	72-78	10,500

1/8	* USC (#11)	H	L	75-87	6,453
1/15	Cincinnati	H	W	88-68	6,943
1/22	* Washington State	A	W	77-71	
1/24	* Washington	A	L	73-86	
1/28	Oregon	H	L	70-72	10,049
2/5	Oregon	A	L	63-71	
2/11	* Stanford	A	W	68-64	
2/12	* California	A	W	74-68	
2/18	* Stanford	H	W	87-62	9,256
2/19	* California	H	W	74-68	10,002
2/25	* USC	A	W	65-61	
2/26	* UCLA (#1)	A	L	72-91	
3/3	* Washington State	H	W	99-64	7,018
3/4	* Washington	H	L	69-70	9,947
3/10	* Oregon	A	W	78-68	
3/11	* Oregon	H	W	60-57	10,184

\* Pac-8 contest (t-3rd place)

@ Far West Classic (Portland)

Total Home Attendance — 100,872 (average 7,759)

### 1972-73 15-11, 6-8

**Head Coach:** Ralph Miller

Sam Whitehead (Sr. F) — 13.8 ppg, 7.8 rpg

Neal Jurgenson (Sr. C) — 12.3 ppg, 7.0 rpg

Charles Neal (So. G) — 10.5 ppg, 5.6 apg

Paul Miller (Fr. F) — 10.4 ppg, 3.8 rpg

12/1	Wichita State	H	W	78-73	8,752
12/2	New Mexico	H	L	79-84	ot 8,624
12/4	Michigan (#19)	A	L	57-68	
12/6	Temple	A	W	56-50	
12/9	Long Island	A	W	82-71	
12/16	Puget Sound	H	W	85-66	4,067
12/23	Montana	H	W	79-62	4,270
12/28	@ Baylor	N	W	88-54	8,480
12/29	@ Wyoming	N	W	81-56	11,692
12/30	@ Minnesota (#5)	N	L	80-83	10,579
1/5	* USC	A	L	72-90	
1/6	* UCLA (#1)	A	L	61-87	
1/12	* Washington State	H	W	91-71	7,574
1/13	* Washington	H	W	89-63	9,430
1/20	Idaho	A	W	77-59	
1/27	* Oregon	H	W	80-60	9,063
2/2	\$ Oregon	N	W	68-56	
2/9	* California	H	W	79-70	10,387
2/10	* Stanford	H	W	74-68	10,247
2/16	* Stanford	A	L	70-81	
2/17	* California	A	L	77-79	
2/22	* USC	H	W	82-66	8,352
2/24	* UCLA (#1)	H	L	67-73	10,520
3/3	* Washington	A	L	72-83	
3/5	* Washington State	A	L	64-67	
3/10	* Oregon	A	L	81-88	

\* Pac-8 contest (t-5th place)

@ Far West Classic (Portland)

\$ at Portland

Total Home Attendance — 91,286 (average 8,299)

### 1973-74 13-13, 6-8

**Head Coach:** Ralph Miller

Lonnie Shelton (Fr. F) — 12.2 ppg, 7.8 rpg

Paul Miller (So. F) — 11.7 ppg, 3.6 rpg

Steve Ericksen (Sr. C) — 10.2 ppg, 4.8 rpg

Rich Plante (Sr. G) — 9.8 ppg

12/3	New Mexico	A	L	75-89	13,389
12/5	Cincinnati	A	L	63-72	6,474
12/7	% Seton Hall	N	W	88-83	4,240
12/8	% West Virginia	A	L	74-78	7,000
12/15	UNLV	H	L	59-74	5,436
12/21	Puget Sound	H	W	84-50	3,214
12/22	Portland	H	W	88-67	3,693

12/26	@ Army	N	W	82-54	8,303
12/28	@ Indiana (#7)	N	W	61-48	10,946
12/29	@ Washington	N	L	56-65	12,341
1/4	* California	A	L	54-61	4,800
1/5	* Stanford	A	W	56-53	3,968
1/11	* Washington	H	W	87-63	8,253
1/12	* Washington State	H	L	69-72	9,347
1/15	Hawaii	H	W	86-62	4,329
1/26	* Oregon	A	L	61-67	10,000
2/1	\$ Oregon	N	W	92-79	10,424
2/8	* USC (#14)	A	L	71-81	4,576
2/9	* UCLA (#1)	A	L	75-80	12,026
2/15	* UCLA (#1)	H	W	61-57	10,376
2/16	* USC (#13)	H	L	53-60	9,223
2/22	* Stanford	H	L	53-55	9,097
2/23	* California	H	W	77-73	8,126
3/2	* Washington State	A	W	76-63	6,500
3/4	* Washington	A	L	63-68	3,400
3/9	* Oregon	H	W	81-74	10,590

\* Pac-8 contest (5th place)

% West Virginia Tournament (Morgantown, W.Va.)

@ Far West Classic (Portland) \$ at Portland

Total Home Attendance — 81,684 (average 7,426)

### 1974-75 19-12, 10-4

**NCAA TOURNAMENT**

**Head Coach:** Ralph Miller

Lonnie Shelton (So. F) — 18.2 ppg, 9.4 rpg

Don Smith (So. F) — 11.1 ppg, 3.1 rpg

George Tucker (So. G) — 10.7 ppg, 5.1 apg

Paul Miller (Jr. F) — 9.8 ppg, 3.8 rpg

11/29	Doane	H	W	82-69	3,793
11/30	Gonzaga	H	W	84-59	4,402
12/5	Hawaii	A	W	73-53	
12/6	Hawaii	A	W	63-59	
12/11	Portland State	H	W	76-70	4,877
12/14	North Carolina State	A	L	73-86	
12/20	Cal State L.A.	H	W	88-75	4,376
12/21	Samford	H	W	87-66	3,660
12/27	@ Iowa	N	W	97-60	9,561
12/28	@ Washington State	N	L	65-68	12,863
12/30	@ Arizona State	N	L	71-80	12,780
1/3	Arizona State (#16)	A	L	70-76	
1/4	Nevada-Reno	A	L	74-75	
1/10	* California	H	W	70-64	9,682
1/11	* Stanford	H	L	63-71	10,147
1/16	* Washington	A	W	65-63	
1/18	* Washington State	A	W	82-73	ot
1/25	* Oregon (#8)	H	W	72-71	ot 10,187
1/31	\$ Oregon (#8)	N	L	68-79	
2/7	* UCLA (#2)	H	L	60-67	10,096
2/8	* USC (#8)	H	W	78-75	8,234
2/14	* USC (#10)	A	W	80-76	
2/15	* UCLA (#2)	A	L	62-74	
2/21	* Stanford	A	W	74-68	
2/22	* California	A	W	68-54	
2/28	* Washington State	H	W	44-41	9,876
3/1	* Washington (#20)	H	W	86-78	10,421
3/8	* Oregon	A	L	80-82	
3/15	# Middle Tennessee St.	N	W	78-67	
3/20	% Indiana (#1)	N	L	71-81	
3/22	% Central Michigan	N	L	87-88	

\* Pac-8 contest (2nd place)

@ Far West Classic (Portland)

\$ at Portland

# NCAA West Regional (Lexington, Ky.)

% NCAA Midwest Regional (Dayton, Ohio)

Total Home Attendance — 89,751 (average 7,479)

**1975-76**

**18-9, 10-4**

**Head Coach:** Ralph Miller

Rocky Smith (Jr. G) — 17.0 ppg  
 Don Smith (Jr. F) — 12.9 ppg, 4.1 rpg  
 George Tucker (Jr. G) — 10.4 ppg, 5.3 apg  
 Paul Miller (Sr. F) — 8.9 ppg, 5.9 rpg

11/28	Arizona (#11)	A	L	67-96	13,357
11/29	UNLV	A	L	85-96	6,257
12/1	Utah State	A	W	81-66	8,328
12/5	Portland State	H	W	106-76	7,140
12/12	Seattle	H	W	91-79	5,731
12/13	Utah State	H	W	80-64	6,185
12/19	\$ Arizona State (#19)	N	W	87-83	11,400
12/20	\$ Kentucky (#20)	A	L	74-82	11,500
12/26	@ Northwestern	N	L	67-72	10,897
12/29	@ Florida State	N	W	78-75	8,708
12/30	@ Oregon	N	W	79-67	12,019
1/8	* USC (#18)	H	W	80-70	9,720
1/10	* UCLA (#3)	H	W	75-58	9,571
1/15	* Washington State	A	W	82-73	10,050
1/17	* Washington (#6)	A	W	72-70	9,268
1/20	% Portland	N	W	78-71	2,500
1/24	* Oregon	A	L	68-83	10,500
1/29	# Oregon	N	L	74-76 ot	12,055
2/5	* California	H	L	72-73	8,001
2/7	* Stanford	H	W	82-76	9,858
2/13	* Stanford	A	W	70-66	5,000
2/14	* California	A	W	78-70	3,865
2/19	* UCLA (#5)	A	L	69-78	12,707
2/21	* USC	A	W	78-61	3,388
2/26	* Washington State	H	W	69-55	7,724
2/28	* Washington (#8)	H	W	73-64	10,485
3/4	* Oregon	H	L	56-57	10,489

\* Pac-8 contest (t-2nd place)  
 \$ Kentucky Invitational (Lexington, Ky.)  
 @ Far West Classic (Portland)

% at Salem  
 # at Portland  
 Total Home Attendance — 84,904 (average 8,490)

Note: OSU later forfeited its first 15 victories of the season.

**1976-77**

**16-13, 8-6**

**Head Coach:** Ralph Miller

Rocky Smith (Sr. G) — 19.8 ppg, 3.9 rpg  
 Steve Johnson (Fr. C) — 13.5 ppg, 5.6 rpg  
 Don Smith (Sr. F) — 11.6 ppg, 4.3 rpg  
 George Tucker (Sr. G) — 8.9 ppg, 6.0 apg

11/26	Hawaii	A	W	91-76	6,058
11/28	Hawaii	A	W	96-78	4,900
12/2	Arizona (#11)	H	L	73-81	9,262
12/4	Utah	A	L	75-92	10,541
12/6	Weber State	A	W	76-73	4,268
12/9	Nevada-Reno	H	L	51-53	7,347
12/16	Portland State	A	W	89-79	5,551
12/18	Creighton	H	L	68-90	4,900
12/22	@ North Carolina State	N	W	71-61	2,168
12/28	@ Weber State	N	L	49-61	7,025
12/29	@ Texas A&M	N	W	80-58	5,567
12/30	@ Oral Roberts	N	L	68-77	6,926
1/7	* USC	A	W	58-50	3,534
1/8	* UCLA (#7)	A	L	66-83	12,127
1/13	* Washington State	H	W	61-58	8,407
1/15	* Washington	H	L	76-90	8,766
1/17	Boise State	H	W	89-68	4,156
1/22	* Oregon	H	W	53-52	10,108
1/26	@ Oregon	N	W	64-53	7,337
1/28	Seattle	A	L	51-55	4,700
2/4	* California	H	W	79-63	9,576
2/5	* Stanford	H	W	71-61	10,353
2/10	* Stanford	A	W	76-75	4,586

2/12	* California	A	L	83-84	4,000
2/17	* UCLA (#3)	H	L	76-89	10,501
2/19	* USC	H	W	80-65	8,053
2/24	* Washington	A	L	69-81	5,050
2/26	* Washington State	A	L	62-74	12,008
3/3	* Oregon	A	W	78-73ot	10,500

\* Pac-8 contest (t-3rd place)  
 @ Far West Classic (Portland)  
 Total Home Attendance — 91,429 (average 8,312)

**1977-78**

**16-11, 9-5**

**Head Coach:** Ralph Miller

Rickey Lee (Sr. F) — 13.7 ppg, 6.8 rpg  
 Mark Radford (Fr. G) — 10.6 ppg, 3.6 apg  
 Bill McShane (Fr. C) — 6.6 ppg, 3.0 rpg  
 Dwayne Allen (So. G) — 5.9 ppg, 4.1 apg

11/26	% North Carolina (#1)	N	L	63-94	11,666
11/28	Wake Forest (#17)	A	L	74-94	8,200
11/30	North Carolina (#2)	A	L	64-90	10,000
12/4	\$ Oregon	N	L	51-78	8,689
12/5	Wyoming	H	W	79-69	5,209
12/10	Seattle Pacific	H	W	85-54	6,001
12/17	Weber State	H	W	74-72 ot	5,339
12/21	Boise State	A	L	65-76	3,213
12/23	Gonzaga	H	W	76-65	4,163
12/27	@ Rice	N	W	75-58	7,048
12/29	@ Villanova	N	W	58-57 ot	7,785
12/30	@ Colorado State	N	L	44-49 ot	8,673
1/4	* Stanford	H	W	48-47	10,003
1/7	* California	H	W	57-55 ot2	9,306
1/13	* USC	A	W	89-82 ot	6,172
1/14	* UCLA (#7)	A	L	60-77	12,461
1/21	* Oregon	A	W	62-48	10,500
1/27	Portland State	H	W	71-62	9,763
2/2	* Washington State	A	L	58-63	6,308
2/4	* Washington	A	L	61-64	4,684
2/9	* Washington	H	W	64-60	7,472
2/11	* Washington State	H	W	58-46	9,480
2/16	* California	A	W	70-68	3,600
2/18	* Stanford	A	W	84-72	4,596
2/23	* UCLA (#5)	H	L	58-96	10,522
2/25	* USC	H	W	53-47	9,168
3/3	* Oregon	H	L	51-54	9,876

\* Pac-8 contest (2nd place)  
 % at Charlotte, N.C.  
 \$ at Portland  
 @ Far West Classic (Portland)  
 Total Home Attendance — 96,302 (average 8,025)

**1978-79**

**18-10, 11-7**

**Head Coach:** Ralph Miller

Steve Johnson (So. C) — 18.4 ppg, 6.6 rpg  
 Mark Radford (So. G) — 13.7 ppg, 4.0 apg  
 Ray Blume (So. G) — 13.4 ppg, 3.4 apg  
 Jeff Stouff (So. F) — 9.0 ppg

11/25	Creighton	A	L	55-69	6,228
11/27	Wyoming	A	W	71-56	3,242
12/1	Texas Wesleyan	H	W	115-59	8,152
12/4	Utah	H	W	74-56	8,756
12/9	Portland State	H	W	107-67	8,250
12/16	Gonzaga	A	W	59-58	3,500
12/21	* Oregon	H	W	85-58	10,497
12/28	@ Seattle	N	W	83-74	11,495
12/29	@ Michigan State (#4)	N	L	57-65	11,280
12/30	@ Oregon	N	W	85-62	9,624
1/4	* UCLA (#6)	A	L	63-65	12,374
1/6	* USC	A	L	75-76ot	7,246
1/12	* Arizona State	H	W	97-80	10,170
1/13	* Arizona	H	W	116-80	10,015
1/18	* Washington State	A	L	61-67	7,265

1/20	* Washington	A	W	68-66	3,412
1/26	* Stanford	H	W	73-48	10,109
1/27	* California	H	W	76-51	9,802
2/3	* UCLA (#5)	H	L	56-69	10,427
2/5	* USC	H	W	70-67	7,623
2/8	* Arizona	A	W	93-79	14,245
2/10	* Arizona State	A	L	72-85	7,677
2/16	* Washington State	H	W	66-52	10,157
2/17	* Washington	H	W	75-69	10,152
2/24	* California	A	W	59-51	3,250
2/26	* Stanford	A	L	76-79	3,773
3/3	* Oregon	A	L	44-45	10,000
3/7	# Nevada-Reno	H	L	61-62	8,700

\* Pac-10 contest (3rd place)  
 @ Far West Classic (Portland)  
 # NIT Tournament  
 Total Home Attendance — 122,810 (average 9,447)

**1979-80**

**26-4, 16-2**

**PACIFIC-10 CONFERENCE CHAMPIONS**

**NCAA TOURNAMENT**

**Head Coach:** Ralph Miller

Steve Johnson (Jr. C) — 17.0 ppg, 6.9 rpg  
 Ray Blume (Jr. G) — 15.4 ppg, 4.5 apg  
 Mark Radford (Jr. G) — 11.9 ppg, 3.3 apg  
 Jeff Stouff (Jr. F) — 9.5 ppg

11/30	Eastern Washington	H	W	92-59	10,000
12/1	Wisconsin-Parkside	H	W	74-46	10,000
12/5	Hawaii-Hilo	A	W	104-80	3,000
12/7	Hawaii	A	W	75-74 ot	3,255
12/8	Hawaii	A	W	92-62	3,538
12/14	Portland	A	L	86-94	12,261
12/15	Portland State	H	W	92-71	10,000
12/17	Montana State	H	W	105-80	10,000
12/22	* Oregon	A	W	75-66	10,000
12/26	@ Idaho	N	W	100-59	11,025
12/28	@ BYU (#20)	N	W	86-71	11,875
12/29	@ Clemson	N	W	72-67	11,881
1/3	* UCLA (#16)	H	W	76-67	10,642
1/5	* USC	H	W	82-68	10,257
1/10	* Arizona	A	W	77-72	12,646
1/12	* Arizona State (#19)	A	W	63-59	13,242
1/17	* Washington State	H	W	65-63	10,110
1/19	* Washington	H	W	89-84	10,045
1/26	* California	A	W	86-55	6,600
1/28	* Stanford	A	W	18-16	5,097
1/31	* UCLA	A	L	67-93	12,305
2/2	* USC	A	W	73-72	6,522
2/7	* Arizona State (#19)	H	W	82-75 ot	10,153
2/9	* Arizona	H	W	73-63	10,455
2/14	* Washington	A	W	82-73	6,104
2/16	* Washington State	A	L	51-69	12,327
2/23	* Stanford	H	W	85-57	10,000
2/25	* California	H	W	52-51	10,000
3/1	* Oregon	H	W	67-55	10,000
3/8	# Lamar	N	L	77-81	11,551

\* Pac-10 contest (1st place)  
 @ Far West Classic (Portland)  
 # NCAA West Regional (Ogden, Utah)  
 Total Home Attendance — 131,662 (average 10,128)

## 1980-81

## 26-2, 17-1

## PACIFIC-10 CONFERENCE CHAMPIONS

## NCAA TOURNAMENT

Head Coach: Ralph Miller

Steve Johnson (Sr. C) — 21.0 ppg, 7.7 rpg  
 Mark Radford (Sr. G) — 13.0 ppg, 3.3 apg  
 Ray Blume (Sr. G) — 10.5 ppg, 3.6 apg  
 Lester Conner (Sr. G) — 7.0 ppg, 4.0 apg

11/29	BYU	H	W	75-68	10,000
12/4	Cal State Northridge	H	W	78-47	10,000
12/6	Pepperdine	A	W	82-76	2,985
12/8	Portland State	A	W	102-58	5,108
12/13	Portland	H	W	92-57	10,000
12/27	@ Northwestern	N	W	90-70	12,023
12/28	@ Rhode Island	N	W	103-55	11,088
12/29	@ Oregon	N	W	67-57	12,378
1/3	* Arizona State (#13)	A	W	71-67	14,317
1/5	* Arizona	A	W	61-49	10,510
1/9	* Stanford	H	W	76-62	10,125
1/10	* California	H	W	80-53	10,087
1/17	* Oregon	H	W	82-55	10,125
1/22	* Washington State	A	W	66-53	11,433
1/24	* Washington	A	W	97-91 ot	9,522
1/29	* UCLA (#10)	H	W	81-67	10,000
1/31	* USC	H	W	55-48	10,098
2/6	* California	A	W	69-54	6,600
2/7	* Stanford	A	W	62-57	8,000
2/12	* Oregon	A	W	78-61	10,000
2/14	St. John's	A	W	57-45	10,292
2/21	* Washington State	H	W	81-53	10,127
2/23	* Washington	H	W	89-63	10,059
2/27	* USC	A	W	73-64	6,541
3/1	* UCLA (#13)	A	W	82-76	12,582
3/5	* Arizona	H	W	80-62	10,159
3/7	* Arizona State (#5)	H	L	67-87	10,071
3/14	# Kansas State	N	L	48-50	12,340

\* Pac-10 contest (1st place)

@ Far West Classic (Portland)

# NCAA West Regional (Los Angeles)

Total Home Attendance — 120,851 (average 10,071)

## 1981-82

## 25-5, 16-2

## PACIFIC-10 CONFERENCE CHAMPIONS

## NCAA TOURNAMENT

Head Coach: Ralph Miller

Lester Conner (Sr. G) — 14.9 ppg, 5.1 apg  
 Charlie Sitton (So. F) — 12.9 ppg, 4.3 rpg  
 Danny Evans (Sr. F) — 11.3 ppg  
 William Brew (Sr. G) — 9.2 ppg, 3.4 apg

11/28	Bradley	H	W	81-55	10,000
12/4	BYU (#15)	A	W	56-44	22,603
12/11	Portland	A	L	63-68	10,222
12/12	Pepperdine	H	W	84-69	10,000
12/18	\$ Pennsylvania	N	W	102-64	5,000
12/20	\$ Louisville (#3)	N	W	62-56	5,100
12/26	@ Pittsburgh	N	W	88-58	11,040
12/28	@ Idaho	N	L	49-71	12,083
12/29	@ Portland	N	W	61-55	11,751
1/2	* Arizona State	H	W	74-43	10,000
1/4	* Arizona	H	W	68-55	10,000
1/9	* California	A	W	74-43	6,500
1/11	* Stanford	A	W	81-38	2,814
1/16	* Oregon	A	W	76-61	9,318
1/22	* Washington State	H	W	64-48	10,000
1/23	* Washington	H	W	63-43	10,000
1/29	* UCLA (#20)	A	L	68-74	12,237
1/30	* USC	A	W	72-55	11,004
2/6	* Stanford	H	W	111-81	10,000
2/8	* California	H	W	57-50	10,000
2/13	* Oregon	H	W	94-51	10,000

2/18	* Washington	A	W	55-44	8,978
2/20	* Washington State	A	W	40-36	9,350
2/26	* UCLA	H	W	72-58	10,000
2/27	* USC	H	W	45-36	10,000
3/5	* Arizona	A	W	92-64	7,430
3/6	* Arizona State	A	L	60-68	4,783
3/14	# Pepperdine	N	W	70-51	12,340
3/18	% Idaho (#18)	N	W	60-42	15,237
3/20	% Georgetown (#6)	N	L	45-69	14,986

\* Pac-10 contest (1st place)

\$ Suntory Bowl (Tokyo, Japan)

@ Far West Classic (Portland)

# NCAA West Regional (Pullman, Wash.)

% NCAA West Regional (Provo, Utah)

Total Home Attendance — 110,000 (average 10,000)

## 1982-83

## 20-11, 12-6

Head Coach: Ralph Miller

Charlie Sitton (Sr. F) — 18.8 ppg, 5.2 rpg  
 A.C. Green (So. F) — 14.0 ppg, 7.6 rpg  
 Danny Evans (Sr. F) — 10.7 ppg  
 Steve Woodside (Fr. C) — 8.9 ppg, 3.8 rpg

11/26	Utah	A	L	62-68 ot	12,983
12/3	Portland	H	W	55-44	10,000
12/4	Fresno State	H	L	42-43	10,000
12/11	Missouri (#8)	A	L	59-87	10,666
12/17	\$ Western Illinois	N	W	91-71	8,900
12/18	\$ Bradley	A	W	76-62	8,500
12/21	Midwestern State	H	W	91-55	10,000
12/27	@ Tennessee State	N	W	59-47	9,218
12/28	@ Lamar	N	W	76-61	9,506
12/29	@ Idaho	N	L	41-42 ot2	12,117
1/6	* Stanford	H	W	62-53	10,000
1/8	* California	H	L	52-59	10,000
1/13	* USC	A	L	69-74	3,312
1/15	* UCLA (#5)	A	L	77-99	12,102
1/20	* Washington State	H	L	64-76	10,000
1/22	* Washington	H	W	71-52	10,000
1/27	* Arizona State	A	W	68-59	6,088
1/29	* Arizona	A	W	72-54	6,420
2/5	* Oregon	H	W	63-46	10,000
2/12	* UCLA (#5)	H	W	69-65	10,000
2/14	* USC	H	W	62-50	10,000
2/17	* Washington	A	W	60-50	4,837
2/19	* Washington State	A	L	61-63 ot	12,150
2/26	* Arizona	H	W	81-56	10,000
2/28	* Arizona State	H	W	108-93	10,000
3/5	* Oregon	A	W	62-60	9,050
3/10	* California	A	W	70-65 ot	5,500
3/12	* Stanford	A	L	75-88	6,066
3/16	# Idaho	H	W	77-59	7,800
3/21	# New Orleans	H	W	88-71	9,800
3/24	# Fresno State	H	L	67-76	9,806

\* Pac-10 contest (t-3rd place)

\$ River City Tournament (Peoria, Ill.)

@ Far West Classic (Portland)

# NIT Tournament

Total Home Attendance — 147,406 (average 9,827)

## 1983-84

## 22-7, 15-3

## PACIFIC-10 CONFERENCE CO-CHAMPIONS

## NCAA TOURNAMENT

Head Coach: Ralph Miller

A.C. Green (Sr. F) — 17.8 ppg, 8.7 rpg  
 Charlie Sitton (Sr. F) — 14.9 ppg, 4.3 rpg  
 Steve Woodside (So. C) — 10.8 ppg, 5.2 rpg  
 Darryl Flowers (So. G) — 6.6 ppg, 3.7 apg

12/2	\$ Arkansas State	N	W	49-40	15,450
12/3	\$ Iowa (#5)	A	L	45-56	15,450
12/10	Iowa (#5)	H	W	53-48	10,000

12/16	Utah	H	W	62-49	10,000
12/17	Portland	A	W	65-49	6,608
12/19	Fresno State	A	L	47-60	6,582
12/27	@ Boise State	N	W	61-42	9,166
12/29	@ Washington State	N	W	79-57	8,904
12/30	@ Oregon	N	W	63-59 ot	12,134
1/5	* Stanford	A	W	64-59	6,432
1/14	* USC	H	W	51-45	10,000
1/19	* Washington State	A	L	65-74	6,800
1/21	* Washington	A	L	58-72	8,667
1/23	* Stanford	H	W	73-68	10,000
1/26	* Arizona State	H	W	67-62	10,000
1/28	* California	A	W	44-42	6,000
2/2	* Oregon	A	W	70-66	10,099
2/5	Michigan State	A	L	55-56	10,004
2/9	* USC	A	W	66-57	2,701
2/11	* UCLA	A	W	72-63	7,841
2/13	* Arizona	H	W	53-48	10,000
2/16	* Washington (#15)	H	W	64-52	10,000
2/18	* Washington State	H	W	66-55	10,000
2/23	* Arizona State	A	W	69-58	5,131
2/25	* Arizona	A	L	58-69	9,226
3/3	* Oregon	H	W	29-23	10,000
3/8	* California	H	W	64-60 ot	10,000
3/10	* UCLA	H	W	70-65	10,000
3/15	# West Virginia	N	L	62-64	7,105

\* Pac-10 contest (t-1st place)

\$ Iowa Hawkeye Classic (Iowa City, Iowa)

@ Far West Classic (Portland)

# NCAA Midwest Regional (Birmingham, Ala.)

Total Home Attendance — 110,000 (average 10,000)

## 1984-85

## 22-9, 12-6

## NCAA TOURNAMENT

Head Coach: Ralph Miller

A.C. Green (Sr. F) — 19.1 ppg, 9.2 rpg  
 Steve Woodside (Sr. C) — 12.6 ppg, 5.0 rpg  
 Darryl Flowers (Sr. G) — 10.1 ppg, 4.2 apg  
 Eric Knox (Fr. G) — 7.1 ppg

12/1	Missouri	H	W	54-52	10,230
12/7	Portland	H	W	69-54	10,100
12/8	Gonzaga	H	W	62-46	10,000
12/15	Boise State	A	W	74-59	7,768
12/18	Santa Clara	A	W	64-62	5,000
12/21	Hawaii	A	L	64-81	6,404
12/22	Hawaii-Loa	A	W	97-49	150
12/28	@ Pennsylvania	N	W	80-58	8,008
12/29	@ Fresno State	N	W	66-50	9,573
12/30	@ California	N	W	70-59	11,167
1/3	* UCLA	H	W	59-49	10,400
1/5	* Washington (#15)	A	W	52-45	7,048
1/9	* Oregon	H	W	59-54	10,400
1/12	Kansas State	A	W	56-55	6,100
1/19	* Washington State	A	W	73-57	6,000
1/24	* Arizona	H	W	59-55	10,400
1/26	* Arizona State	H	L	82-83 ot2	10,400
1/31	* California	A	L	36-42	6,000
2/2	* Stanford	A	W	83-73	4,717
2/4	* USC	H	L	58-60	10,400
2/9	* Oregon	A	W	53-51	10,099
2/14	* Washington State	H	W	69-49	10,400
2/16	* Washington	H	L	45-60	10,400
2/21	* Arizona State	A	W	75-64	5,878
2/23	* Arizona	A	L	52-67	13,316
2/26	New Mexico	H	L	65-72	9,015
2/28	* Stanford	H	W	54-49	9,214
3/2	* California	H	W	51-37	10,116
3/7	* UCLA	A	L	51-59	10,344

3/9	* USC	A	W	60-58 ot	8,254
3/14	# Notre Dame	A	L	70-79	10,751
* Pac-10 contest (t-3rd place)					
@ Far West Classic (Portland)					
# NCAA Southeast Regional (South Bend, Ind.)					
Total Home Attendance — 131,475 (average 10,113)					

**1985-86** **12-15, 8-10**

**Head Coach:** Ralph Miller  
 Jose Ortiz (Jr. C) — 16.4 ppg, 8.6 rpg  
 Darrin Houston (Sr. G) — 12.3 ppg  
 Steve Woodside (Sr. C) — 9.9 ppg, 6.3 rpg  
 Darryl Flowers (Sr. G) — 9.1 ppg, 4.2 apg

11/22	Portland	A	L	57-58	3,712
11/27	Wichita State	A	L	63-66 ot	10,300
11/30	New Mexico	A	L	63-81	18,112
12/12	Boise State	H	W	60-58 ot	7,049
12/14	Santa Clara	H	W	77-62	7,494
12/22	* USC	A	W	68-64	3,726
12/26	@ Tennessee Tech	N	W	69-54	7,384
12/28	@ St. Joseph's	N	L	46-64	8,187
12/29	@ Boston U.	N	W	59-55	7,345
1/4	* UCLA	A	W	54-49	6,843
1/11	* Oregon	A	W	63-56	10,099
1/16	* Washington State	H	W	57-54	8,917
1/18	* Washington	H	L	72-73	10,400
1/23	* Arizona	A	L	62-63 ot	12,631
1/25	* Arizona State	A	L	56-71	4,902
1/31	* California	H	W	58-42	8,928
2/2	* Stanford	H	L	52-56	7,892
2/4	UTEP (#19)	H	L	49-64	7,230
2/8	* Oregon	H	L	47-60	10,400
2/14	* Washington	A	L	55-65	7,471
2/16	* Washington State	A	W	66-49	5,600
2/20	* Arizona State	H	W	75-69 ot	7,233
2/22	* Arizona	H	L	53-55	10,400
2/27	* Stanford	A	W	74-60	5,033
3/2	* California	A	L	66-72	6,660
3/6	* UCLA	H	L	63-74	7,767
3/8	* USC	H	L	60-66	7,727

\* Pac-10 contest (t-5th place)  
 @ Far West Classic (Portland)  
 Total Home Attendance — 101,437 (average 8,453)

**1986-87** **19-11, 10-8**

**Head Coach:** Ralph Miller  
 Jose Ortiz (Sr. C) — 22.3 ppg, 8.7 rpg  
 Gary Payton (Fr. G) — 12.5 ppg, 4.0 rpg, 7.6 apg  
 Eric Knox (So. G) — 11.1 ppg, 3.7 rpg, 3.2 apg  
 Bill Sherwood (Jr. F) — 7.7 ppg

11/29	UTEP	A	W	83-72	12,222
12/5	UC Santa Barbara	H	W	91-85	6,743
12/6	Portland	H	W	67-51	7,351
12/11	Puget Sound	H	W	70-52	5,874
12/13	Gonzaga	A	W	70-57	3,112
12/21	* California	A	L	61-69	6,450
12/23	* Stanford	A	W	70-66	5,065
12/27	@ Idaho	N	W	79-58	11,983
12/28	@ Louisiana Tech	N	L	76-93	8,680
12/29	@ San Jose State	N	W	65-55	8,189
1/2	* Arizona	H	L	48-54	7,114
1/4	* Arizona State	H	W	81-75	6,897
1/10	* Oregon	H	W	71-63	9,746
1/15	* USC	A	W	57-51	3,828
1/18	* UCLA	A	L	67-69 ot	11,106
1/22	* Washington State	H	W	66-48	6,768
1/24	* Washington	H	W	71-50	7,978
1/29	* Stanford	H	W	71-59	6,512
1/31	* California	H	W	59-57	10,400
2/5	* Arizona State	A	W	86-71	4,215

2/8	Chicago State	H	W	79-52	6,078
2/12	* Oregon	A	W	64-63	10,099
2/14	* Arizona	A	L	61-71	13,124
2/19	* UCLA	H	L	53-57	10,400
2/21	* USC	H	L	55-65	7,520
2/26	* Washington State	A	L	63-73	4,000
3/1	* Washington	A	L	61-63	5,132
3/6	# California	N	L	57-64	8,918
3/13	% New Mexico	A	W	85-82	12,416
3/17	% California	H	L	62-65	6,351

\* Pac-10 contest (t-3rd place)  
 @ Far West Classic (Portland)  
 # Pac-10 Tournament (Los Angeles/Pauley Pavilion)  
 % NIT Tournament  
 Total Home Attendance — 105,732 (average 7,552)

**1987-88** **20-11, 12-6**

**NCAA TOURNAMENT**  
**Head Coach:** Ralph Miller  
 Bill Sherwood (Sr. F) — 14.7 ppg, 3.4 rpg  
 Gary Payton (So. G) — 14.5 ppg, 7.4 apg  
 Earl Martin (So. F) — 12.3 ppg, 5.4 rpg  
 Eric Knox (Jr. G) — 12.2 ppg, 4.1 rpg, 3.7 apg

11/27	\$ Clemson	N	L	54-69	5,637
12/3	UC Santa Barbara	A	L	70-71	3,575
12/5	Portland	A	W	74-62	4,317
12/9	Loyola Marymount	H	W	84-69	5,210
12/12	U.S. International	H	W	85-57	6,098
12/19	Wichita State	H	L	57-60	6,214
12/26	@ Texas Christian	N	W	63-49	6,836
12/28	@ Lamar	N	W	62-44	6,773
12/29	@ Oregon	N	W	62-51	8,930
1/7	* UCLA	A	W	65-64	7,721
1/9	* USC	A	W	80-77 ot	2,216
1/14	* Arizona (#1)	H	L	48-70	10,400
1/16	* Arizona State	H	W	76-68	8,529
1/21	* Washington	A	L	59-63	4,038
1/23	* Washington State	A	L	49-56	4,172
1/28	* Stanford	H	L	65-78	6,292
1/30	* California	H	W	82-46	7,201
2/4	* USC	H	W	84-57	6,773
2/7	* UCLA	H	W	73-68	7,612
2/11	* Arizona State	A	W	78-75	4,335
2/14	* Arizona (#3)	A	L	62-77	13,257
2/18	* Washington State	H	W	62-48	6,469
2/20	* Washington	H	W	69-57	10,400
2/25	* California	A	W	65-54	6,450
2/27	* Stanford	A	W	63-61	7,387
3/3	* Oregon	H	W	59-47	10,400
3/5	* Oregon	A	L	61-62	10,099
3/11	# Washington	N	W	80-61	13,061
3/12	# Washington State	N	W	74-68 ot	13,549
3/13	# Arizona (#3)	A	L	67-93	13,796
3/17	% Louisville	N	L	61-70	10,566

\* Pac-10 contest (t-2nd place)  
 \$ at Taiwan  
 @ Far West Classic (Portland)  
 # Pac-10 Tournament (Tucson, Ariz.)  
 % NCAA Southeast Regional (Atlanta, Ga.)  
 Total Home Attendance — 91,598 (average 7,633)

**1988-89** **22-8, 13-5**

**NCAA TOURNAMENT**  
**Head Coach:** Ralph Miller  
 Gary Payton (Jr. G) — 20.1 ppg, 4.1 rpg, 8.1 apg  
 Eric Knox (Sr. G) — 16.4 ppg, 3.9 rpg, 3.9 apg  
 Will Brantley (So. G) — 10.5 ppg, 4.0 rpg  
 Teo Alibegovic (Fr. F) — 10.4 ppg

11/26	Portland	H	W	106-59	7,312
12/3	Kansas State	H	W	66-48	9,984

12/7	Loyola Marymount	A	W	100-90	4,025
12/10	Boise State	A	L	43-53	9,956
12/17	* Stanford	A	L	59-87	7,450
12/19	Gonzaga	H	W	74-51	6,483
12/23	* Arizona (#9)	H	L	69-73	10,400
12/28	@ St. Joseph's	N	W	89-67	9,288
12/29	@ Michigan State	N	W	63-58	8,484
12/30	@ Clemson	N	W	72-58	9,307
1/5	* USC	H	W	64-55	9,785
1/8	* UCLA	H	W	82-69	10,285
1/12	* Arizona (#12)	A	L	64-85	13,599
1/14	* Arizona State	A	W	85-65	3,975
1/19	* Washington	H	W	71-70	7,773
1/21	* Washington State	H	W	90-63	10,219
1/26	* California	A	W	69-64 ot	6,578
2/2	* USC	A	W	74-65	2,016
2/5	* UCLA	A	L	75-92	8,636
2/9	* Arizona State	H	W	89-83	7,776
2/11	Marquette	A	W	76-73	12,786
2/16	* Washington State	A	W	83-70	2,940
2/18	* Washington	A	W	106-66	4,809
2/23	* California	H	W	60-54	8,644
2/25	* Stanford (#16)	H	L	58-60	10,400
3/2	* Oregon	A	W	73-69	9,038
3/5	* Oregon	H	W	98-79	10,400
3/10	# California	N	W	79-66	7,195
3/11	# Arizona (#1)	N	L	87-98	10,565
3/15	% Evansville	N	L	90-94 ot	12,787

\* Pac-10 contest (t-3rd place) @ Far West Classic (Portland)  
 # Pac-10 Tournament (Los Angeles/Forum)  
 % NCAA West Regional (Salt Lake City, Utah)  
 Total Home Attendance — 109,461 (average 9,122)

**1989-90** **22-7, 15-3**

**PACIFIC-10 CONFERENCE CO-CHAMPIONS**  
**NCAA TOURNAMENT**

**Head Coach:** Jim Anderson  
 Gary Payton (Sr. G) — 25.7 ppg, 4.7 rpg, 8.1 apg  
 Earl Martin (Sr. F) — 11.9 ppg, 5.2 rpg  
 Will Brantley (Jr. G) — 11.0 ppg, 4.0 rpg  
 Teo Alibegovic (Jr. F) — 8.9 ppg, 3.3 rpg

11/24	Marquette	H	W	71-57	9,826
11/30	* Arizona State	H	W	87-64	8,677
12/2	* Arizona (#2)	H	W	84-61	10,275
12/8	Memphis State (#16)	A	L	72-78	8,007
12/10	Tennessee	A	W	96-90 ot	7,839
12/16	Gonzaga	A	W	82-61	3,309
12/19	Loyola Marymount	H	L	113-117	9,183
12/22	Boise State	H	W	76-42	8,289
12/27	@ Boston U.	N	W	86-66	10,490
12/29	@ Louisiana Tech	N	W	82-81	11,015
12/30	@ Oregon	N	W	71-68	12,105
1/5	* Stanford	A	W	77-76 ot	6,623
1/7	* California	A	W	64-58	6,578
1/13	* Oregon	A	W	69-67	10,063
1/18	* Washington State	H	W	79-64	9,814
1/20	* Washington	H	W	70-63	10,400
1/25	* USC	A	W	92-82	2,129
1/27	* UCLA (#23)	A	L	80-94	12,525
2/1	* California	H	W	98-81	9,580
2/3	* Stanford	H	W	84-70	10,400
2/11	* Oregon	H	W	57-55	10,400
2/15	* Washington	A	L	57-66	4,534
2/18	* Washington State	A	W	83-63	3,408
2/22	* USC	H	W	98-94 ot	9,878
2/24	* UCLA	H	W	83-74	10,400
3/1	* Arizona State	A	W	73-59	7,188
3/3	* Arizona (#23)	A	L	60-87	13,658

3/9 # Arizona State A L 75-83 4,380  
 3/15 % Ball State N L 53-54 10,020  
 \* Pac-10 contest (t-1st place) @ Far West Classic (Portland)  
 # Pac-10 Tournament (Tempe, Ariz.)  
 % NCAA West Regional (Salt Lake City, Utah)  
 Total Home Attendance — 117,122 (average 9,760)

**1990-91 14-14, 8-10**

**Head Coach:** Jim Anderson

Teo Alibegovic (Sr. F) — 18.1 ppg, 4.2 rpg  
 Will Brantley (Sr. G) — 13.3 ppg, 4.9 rpg  
 Chad Scott (So. F) — 12.8 ppg, 8.3 rpg  
 Mario Jackson (Jr. F) — 11.7 ppg, 5.2 rpg

11/28	Fresno State	H	W	89-76	7,341
12/7	\$ Illinois	A	L	78-112	8,008
12/8	\$ Long Beach State	N	W	75-72	12,098
12/12	New Orleans	A	L	64-68 ot	2,085
12/15	Minnesota	A	L	53-64	14,868
12/19	Memphis State	H	W	78-74	6,254
12/22	Tennessee	H	W	82-66	7,294
12/27	Western Michigan	H	W	101-76	6,129
12/29	@ Oregon	N	L	71-78	7,642
1/3	* Stanford	H	W	73-66	9,013
1/5	* California	H	W	59-55	9,563
1/7	Gonzaga	H	W	74-65	7,498
1/12	* Oregon	H	W	84-76	10,400
1/17	* Washington State	A	L	77-99	5,250
1/19	* Washington	A	W	70-60	3,289
1/24	* UCLA (#11)	H	W	97-96 ot2	9,628
1/26	* USC	H	L	68-70	9,719
1/31	* California	A	L	76-83	6,578
2/2	* Stanford	A	L	59-64	6,100
2/6	* Oregon	A	L	66-83	9,756
2/14	* Washington	H	W	80-63	7,891
2/16	* Washington State	H	W	87-85 ot	10,400
2/21	* USC	A	L	75-85	3,521
2/23	* UCLA (#17)	A	L	56-87	10,618
2/28	* Arizona (#7)	H	L	65-103	8,639
3/2	* Arizona State	H	W	91-69	7,589
3/7	* Arizona (#9)	A	L	67-82	13,819
3/9	* Arizona State	A	L	69-84	11,326

\* Pac-10 contest (t-5th place)  
 \$ Illini Classic (Champaign, Ill.)  
 @ at Portland  
 Total Home Attendance: 117,358 (average 8,383)

**1991-92 15-16, 7-11**

**Head Coach:** Jim Anderson

Scott Haskin (Jr. C) — 18.0 ppg, 6.5 rpg, 2.2 bpg  
 Charles McKinney (Jr. G) — 11.7 ppg, 3.3 apg  
 Mario Jackson (Sr. F) — 8.9 ppg, 4.4 rpg  
 Kareem Anderson (Fr. G) — 8.6 ppg

11/26	New Orleans	H	W	79-58	6,761
11/29	Alaska-Anchorage	A	W	80-66	6,829
11/30	\$ UMass	N	L	65-74	5,639
12/1	\$ Eastern Michigan	N	W	87-72	4,773
12/5	Western Michigan	A	L	76-87	2,055
12/7	Ohio State (#4)	A	L	56-84	13,276
12/14	SW Missouri State	H	W	72-63	6,102
12/18	Oral Roberts	H	W	112-87	7,083
12/21	Fresno State	A	L	72-83	10,072
12/27	@ LaSalle	N	W	92-80	7,020
12/28	@ Minnesota	N	W	92-80	6,959
1/2	Sacramento State	H	W	104-89	6,701
1/3	James Madison	H	L	68-80	7,342
1/9	* Stanford	H	L	64-67	9,443
1/11	* California	H	W	77-65	8,826
1/16	* USC	A	L	73-90	3,687
1/18	* UCLA (#2)	A	L	81-87 ot	11,921
1/23	* Washington	H	W	82-58	8,743

1/25	* Washington State	H	L	69-81	7,439
1/30	* Arizona State	A	W	61-47	7,892
2/2	* Arizona (#9)	A	L	58-86	13,918
2/8	* Oregon	A	L	63-64	7,784
2/13	* UCLA (#3)	H	L	62-72	9,374
2/15	* USC (#13)	H	W	92-78	10,400
2/20	* Washington State	A	L	84-87 ot	4,025
2/23	* Washington	A	W	77-67	3,937
2/27	* Arizona State	H	W	80-72	8,262
2/29	* Arizona (#5)	H	L	62-70	9,429
3/7	* Oregon	H	W	62-54	10,400
3/12	* California	A	L	66-79	6,578
3/14	* Stanford	A	L	56-76	7,320

\* Pac-10 contest (7th place)  
 \$ Great Alaska Shootout (Anchorage, Alaska)  
 @ Far West Classic (Portland)  
 Total Home Attendance — 116,305 (average 8,308)

**1992-93 13-14, 9-9**

**Head Coach:** Jim Anderson

Scott Haskin (Sr. C) — 16.7 ppg, 8.2 rpg, 1.9 bpg  
 Chad Scott (Sr. F) — 14.1 ppg, 6.9 rpg  
 Charles McKinney (Sr. G) — 10.0 ppg, 3.3 apg  
 Mustapha Hoff (Jr. F) — 9.5 ppg, 4.5 rpg

12/1	Pacific (Calif.)	H	W	79-62	5,912
12/3	Oklahoma (#15)	A	L	75-78	8,217
12/5	Seattle Pacific	H	W	69-62	6,384
12/12	SW Missouri State	A	L	48-63	7,901
12/19	North Carolina State	A	L	68-69	7,125
12/22	James Madison	A	L	56-70	5,100
12/28	@ Ohio State	N	L	77-85	10,813
12/29	@ BYU (#25)	N	W	93-79	10,535
1/2	UC San Diego	H	W	97-39	5,382
1/7	* Stanford	A	W	77-66	3,707
1/9	* California	A	W	64-63	6,578
1/14	* USC	H	W	68-57	8,109
1/16	* UCLA (#16)	H	W	79-73	9,632
1/21	* Washington	A	W	73-70	3,357
1/23	* Washington State	A	L	51-56	5,231
1/28	* Arizona State	H	L	73-82	7,657
1/30	* Arizona (#8)	H	L	54-57	10,103
2/6	* Oregon	H	W	83-75	10,400
2/11	* UCLA	A	L	75-76	7,921
2/13	* USC	A	L	60-69	3,569
2/18	* Washington State	H	W	59-58	7,359
2/20	* Washington	H	L	51-61	8,482
2/25	* Arizona (#4)	A	L	70-81	14,001
2/27	* Arizona State	A	L	61-76	8,162
3/6	* Oregon	A	W	54-48	8,681
3/11	* California	H	L	72-78	7,928
3/13	* Stanford	H	W	82-65	6,932

\* Pac-10 contest (t-5th place)  
 @ Far West Classic (Portland)  
 Total Home Attendance — 94,280 (average 7,857)

**1993-94 6-21, 2-16**

**Head Coach:** Jim Anderson

Brent Barry (Jr. G) — 15.2 ppg, 5.2 rpg, 3.5 apg  
 Stephane Brown (Jr. G) — 14.0 ppg, 4.6 apg  
 Kareem Anderson (Jr. F) — 13.6 ppg, 5.3 rpg  
 Jerohn Brown (Fr. C) — 8.0 ppg, 5.9 rpg

12/4	Oklahoma	H	L	87-93	6,953
12/10	\$ Oklahoma Baptist	N	L	69-85	5,000
12/11	\$ Nicholls State	N	L	86-93	1,400
12/16	Bradley	H	W	54-42	5,308
12/18	Fresno State	A	L	62-74	7,968
12/22	North Carolina State	H	L	58-66	6,019
12/27	@ UNC-Wilmington	N	W	77-57	5,183
12/28	@ Oregon	N	W	79-75	5,734
12/31	Portland	H	W	82-78	5,486

1/6	* USC	A	L	76-82	3,128
1/8	* UCLA (#6)	A	L	71-104	8,684
1/15	* Oregon	A	L	64-74	6,927
1/20	* Washington	H	W	75-71 ot	6,151
1/22	* Washington State	H	L	66-81	6,836
1/27	* Arizona State	A	L	82-88	6,352
1/29	* Arizona (#13)	A	L	56-100	13,975
2/3	* California (#19)	H	L	61-67	7,951
2/5	* Stanford	H	L	67-71	9,273
2/12	* Oregon	H	W	101-91 ot2	7,601
2/17	* Washington State	A	L	64-101	4,017
2/19	* Washington	A	L	49-62	3,109
2/24	* Arizona (#9)	H	L	69-96	6,705
2/26	* Arizona State	H	L	60-80	5,883
3/3	* Stanford	A	L	66-90	3,389
3/5	* California (#20)	A	L	44-74	15,039
3/10	* UCLA (#15)	H	L	67-78	6,558
3/12	* USC	H	L	68-69	5,189

\* Pac-10 contest (10th place)  
 \$ BYU Cougar Classic (Provo, Utah)  
 @ Far West Classic (Portland)  
 Total Home Attendance — 85,913 (average 6,609)

**1994-95 9-18, 6-12**

**Head Coach:** Jim Anderson

Brent Barry (Sr. G) — 21.0 ppg, 5.9 rpg, 3.9 apg  
 Mustapha Hoff (Sr. F) — 18.8 ppg, 7.5 rpg  
 Stephane Brown (Sr. G) — 11.5 ppg, 3.4 apg  
 Vladimir Heredia (Jr. F) — 6.9 ppg, 3.6 rpg

11/26	Bradley	A	L	64-69	8,235
11/30	New Orleans	H	W	78-61	5,782
12/3	Portland	A	L	71-74	3,769
12/10	Santa Clara	H	W	85-75	5,332
12/12	Fresno State	H	W	72-67	4,969
12/17	Pacific (Calif.)	A	L	66-72	2,754
12/20	UC Irvine	A	L	73-89	2,410
12/27	@ Notre Dame	N	L	69-72	7,531
12/28	@ George Washington	N	L	70-77	9,322
1/5	* USC	H	W	90-89 ot	6,023
1/7	* UCLA (#2)	H	L	78-87	8,013
1/14	* Oregon (#25)	H	L	83-96	10,258
1/19	* Washington	A	L	57-75	3,883
1/21	* Washington State	A	L	75-77	6,971
1/26	* Arizona State (#13)	H	W	83-70	5,087
1/28	* Arizona (#12)	H	L	98-111	8,589
2/2	* California	A	W	76-67	6,578
2/4	* Stanford (#17)	A	L	82-95	7,013
2/11	* Oregon (#22)	A	L	86-107	10,086
2/16	* Washington State	H	L	85-94	5,916
2/18	* Washington	H	L	63-65	5,725
2/23	* Arizona (#13)	A	L	69-83	14,257
2/25	* Arizona State (#15)	A	L	44-82	11,036
3/2	* Stanford (#20)	H	W	90-71	5,293
3/4	* California	H	W	83-67	6,758
3/9	* UCLA (#1)	A	L	67-86	12,682
3/11	* USC	A	W	83-81 ot	2,132

\* Pac-10 contest (7th place)  
 @ Far West Classic (Portland)  
 Total Home Attendance — 77,745 (average 6,479)

**1995-96 6-21, 4-14**

**Head Coach:** Eddie Payne

J.D. Vetter (Sr. G) — 10.1 ppg  
 Rob Williams (So. G) — 9.6 ppg  
 Markee Brown (Jr. G) — 8.9 ppg, 4.5 rpg  
 Sonny Benjamin (So. F) — 8.8 ppg, 4.5 rpg

11/25	@ Santa Clara	N	L	45-50	5,507
11/30	Portland	A	L	50-61	2,423
12/2	UC Irvine	H	W	64-57	3,851
12/9	Long Beach State	H	L	54-65	3,762

12/16	Texas	A	L	54-83	9,934
12/18	New Orleans	A	W	68-61	1,444
12/29	@ Mississippi St. (#17)	N	L	62-76	10,167
12/30	@ Oregon	N	L	50-75	10,771
1/3	MSU-Billings	H	L	74-79	3,187
1/6	* Oregon	A	L	59-70	7,665
1/11	* Washington	H	W	63-55	4,318
1/13	* Washington State	H	L	62-76	5,548
1/18	* California	A	W^	52-70	6,578
1/20	* Stanford	A	L	51-84	5,569
1/25	* Arizona (#14)	H	L	59-66	5,283
1/27	* Arizona State	H	L	75-93	5,011
2/1	* USC	A	L	47-64	2,122
2/3	* UCLA (#19)	A	L	60-69	11,280
2/8	* Washington State	A	L	42-61	8,940
2/10	* Washington	A	L	40-50	5,736
2/15	* Stanford (#20)	H	L	50-65	4,485
2/17	* California	H	W^	51-57	4,755
2/22	* Arizona State	A	L	58-63 ot	8,903
2/24	* Arizona (#13)	A	L	60-84	14,221
2/29	* UCLA (#17)	H	L	66-68	5,873
3/2	* USC	H	W	56-54	5,038
3/9	* Oregon	H	L	46-62	7,917

\* Pac-10 contest (9th place)

@ Far West Classic (Portland/Rose Garden)

Total Home Attendance — 59,028 (average 4,919)

Note: California later forfeited both games.

### 1996-97 7-20, 3-15

**Head Coach:** Eddie Payne

Carson Cunningham (Fr. G) — 14.9 ppg, 4.7 apg

Corey Benjamin (Fr. G) — 14.9 ppg, 4.0 rpg

Ron Grady (Fr. G) — 9.3 ppg

Terrill Woods (Jr. F) — 7.2 ppg, 5.7 rpg

11/26	Portland	H	W	81-64	5,666
11/30	Nebraska	A	L	67-75	11,007
12/3	Long Beach State	A	L	56-68	3,113
12/7	Azusa Pacific	H	W	79-64	5,480
12/14	Portland State	H	W	79-60	5,753
12/18	Texas (#14)	H	L	83-86	6,767
12/20	Northeastern Illinois	A	L	63-78	450
12/27	@ Bradley	N	W	72-60	12,150
12/28	@ Oregon (#24)	N	L	64-66	13,415
1/4	* Oregon (#20)	H	L	69-91	10,400
1/9	* Washington	A	L	72-77	5,519
1/11	* \$ Washington State	A	L	64-80	5,417
1/16	* California	H	L	70-80	5,709
1/18	* Stanford (#15)	H	W	86-77	7,904
1/23	* Arizona (#11)	A	L	48-99	14,259
1/25	* Arizona State	A	L	75-78 ot	3,712
1/30	* USC	H	L	68-71	6,255
2/1	* UCLA	H	L	68-74	8,307
2/6	* Washington State	H	W	61-49	6,462
2/8	* Washington	H	L	78-87	9,881
2/13	* Stanford (#22)	A	L	54-87	5,882
2/15	* California	A	L	68-90	6,578
2/20	* Arizona State	H	W	71-67	5,459
2/22	* Arizona (#13)	H	L	64-74	6,426
2/27	* UCLA (#10)	A	L	69-81	11,048
3/1	* USC	A	L	62-83	4,431
3/8	* Oregon	A	L	73-88	10,024

\* Pac-10 contest (9th place)

@ Far West Classic (Portland/Rose Garden)

\$ at Spokane, Wash.

Total Home Attendance — 90,469 (average 6,959)

### 1997-98 13-17, 3-15

**Head Coach:** Eddie Payne

Corey Benjamin (So. G) — 19.8 ppg, 5.0 rpg

Jerome Vaden (Sr. G) — 10.8 ppg

Ron Grady (So. G) — 10.4 ppg, 4.1 rpg

Deandra Tanner (Fr. G) — 9.0 ppg, 3.0 apg

11/20	Cal State Northridge	H	W	91-79	6,249
11/25	UC San Diego	H	W	116-78	6,492
11/29	Sacramento State	H	W	89-56	6,534
12/4	UC Irvine	A	W	65-43	1,182
12/6	Santa Clara	A	L	55-68	2,236
12/13	Northeastern Illinois	H	W	92-60	5,782
12/16	St. Martin's	H	W	73-61	4,719
12/20	@ Utah (#7)	N	L	61-69	8,585
12/28	Hawaii-Hilo	A	W	79-68	500
12/29	\$ Kent State	N	W	76-68	250
12/30	\$ Boise State	N	W	71-60	400
1/3	* Stanford (#7)	H	L	48-68	8,133
1/5	* California	H	L	70-84	6,269
1/8	* UCLA (#10)	A	L	72-90	9,614
1/10	* USC	A	L	67-71	2,735
1/15	* Washington State	H	L	53-69	6,133
1/17	* Washington	H	L	55-70	6,236
1/22	* Arizona State	A	W	70-61	4,482
1/25	* Arizona (#6)	A	L	80-93	14,525
1/28	Portland State	H	W	67-63	5,163
1/31	* Oregon	A	L	67-74	9,087
2/5	* USC	H	W	83-74 ot	5,584
2/7	* UCLA (#6)	H	L	75-84	10,400
2/12	* Washington	A	L	74-84	5,119
2/14	* Washington State	A	L	68-80	2,000
2/19	* Arizona (#3)	H	L	70-71	7,527
2/21	* Arizona State	H	L	63-70	6,201
2/28	* Oregon	H	L	48-50	9,191
3/5	* California	A	W	46-43	8,072
3/7	* Stanford (#11)	A	L	77-85	7,391

\* Pac-10 contest (t-9th place)

@ at Portland (Rose Garden)

\$ at Hilo, Hawaii

Total Home Attendance — 100,613 (average 6,708)

### 1998-99 13-14, 7-11

**Head Coach:** Eddie Payne

Deandra Tanner (So. G) — 15.8 ppg, 4.7 apg

Josh Steinthal (So. G) — 11.9 ppg

Jason Heide (So. C) — 10.9 ppg, 5.6 rpg

Ramunas Petraitis (Jr. G) — 6.4 ppg

11/19	Idaho State	H	W	63-53	4,251
11/28	UC Irvine	H	W	80-70	4,065
12/1	@ Colorado State	N	L	50-64	2,735
12/4	Arkansas-Pine Bluff	H	W	74-56	4,281
12/17	Chicago State	H	W	87-56	4,003
12/21	BYU-Hawaii	A	W	50-45	407
12/22	\$ Alabama	N	L	49-59	417
12/23	\$ Tulsa	N	L	57-59	427
12/30	Notre Dame (Calif.)	H	W	71-39	4,382
1/2	* Stanford (#5)	A	L	56-72	7,391
1/4	* California	A	L	52-54	8,574
1/7	* UCLA (#8)	H	W	65-63	7,232
1/9	* USC	H	W	69-66 ot	7,196
1/14	* Washington	A	L	50-70	6,858
1/16	* Washington State	A	L	79-84	5,767
1/21	* Arizona State	H	W	81-51	6,116
1/23	* Arizona (#9)	H	W	60-59	10,204
1/30	* Oregon	H	W	48-45	10,400
2/4	* USC	A	L	61-86	2,580
2/7	* UCLA (#13)	A	L	67-85	9,472
2/11	* Washington	H	L	69-82	7,024
2/13	* Washington State	H	W	83-64	7,381
2/18	* Arizona (#8)	A	L	72-89	14,431

2/20	* Arizona State	A	L	66-87	5,002
2/27	* Oregon	A	L	68-73	9,087
3/4	* California	H	L	61-68	6,003
3/6	* Stanford (#6)	H	W	59-45	9,003

\* Pac-10 contest (t-7th place)

@ at Portland (Rose Garden)

\$ Pearl Harbor Classic (Laie, Hawaii)

Total Home Attendance — 91,541 (average 6,539)

### 1999-2000 13-16, 5-13

**Head Coach:** Eddie Payne

Deandra Tanner (Jr. G) — 14.2 ppg, 5.1 apg

Brian Jackson (Fr. F) — 12.5 ppg, 5.1 rpg

Jason Heide (Jr. C) — 10.7 ppg, 5.0 rpg

Josh Steinthal (Jr. G) — 9.0 ppg

11/23	Chico State	H	W	92-48	4,485
11/26	\$ South Carolina State	N	W	92-57	800
11/27	\$ Mississippi	N	L	58-77	800
11/28	\$ Clemson	N	W	53-35	1,518
12/1	Idaho	H	W	66-49	5,204
12/4	Colorado State	A	L	78-83	3,569
12/11	Denver	H	W	70-63	5,230
12/15	Eastern Washington	H	W	78-62	4,243
12/20	Wyoming	H	W	83-77	5,137
12/26	Utah	A	L	77-87	13,493
1/4	Texas A&M-C. Christi	H	W	82-70	4,072
1/8	* Oregon	H	L	49-67	10,400
1/13	* Stanford (#3)	H	L	45-73	6,823
1/15	* California	H	L	65-71	5,533
1/20	* Washington State	A	W	77-73	2,787
1/23	* Washington	A	W	74-57	7,912
1/27	* UCLA	H	L	74-85	6,014
1/29	* USC (#23)	H	L	69-82	6,099
2/3	* Arizona State	A	L	64-75	8,564
2/5	* Arizona (#9)	A	L	73-90	14,545
2/10	* California	A	L	68-70	10,846
2/12	* Stanford (#2)	A	L	56-82	7,391
2/17	* Washington	H	W	71-47	4,239
2/19	* Washington State	H	W	64-56	6,224
2/24	* USC	A	L	71-82	3,166
2/26	* UCLA	A	L	59-69	9,759
3/2	* Arizona (#3)	H	W	70-69 ot	5,538
3/4	* Arizona State	H	L	74-77 ot	6,733
3/11	* Oregon	A	L	65-83	9,087

\* Pac-10 contest (t-8th place)

\$ SoCon Holiday Hoops Tournament (Greenville, S.C.)

Total Home Attendance — 85,974 (average 5,732)

### 2000-01 10-20, 4-14

**Head Coach:** Ritchie McKay

Jason Heide (Sr. C) — 13.8 ppg, 5.5 rpg

Deandra Tanner (Sr. G) — 10.9 ppg, 3.5 apg

Brian Jackson (So. F) — 9.7 ppg, 4.2 rpg

Jimmie Haywood (So. G) — 8.9 ppg

11/17	Cal State Fullerton	H	W	68-35	4,712
11/20	Southern Colorado	H	W	91-23	3,167
11/24	@ Appalachian State	N	W	60-37	250
11/25	@ Long Beach State	N	W	78-66	250
11/26	@ Oklahoma (#19)	N	L	60-78	250
12/2	San Diego	A	L	71-80	4,003
12/9	UC Riverside	H	L	63-67	3,370
12/13	Denver	A	L	53-54	1,599
12/16	\$ Wyoming	N	L	53-65	5,992
12/19	Eastern Washington	H	W	58-50	3,715
12/23	South Carolina State	H	W	62-46	3,620
12/28	% LSU	N	L	68-78	6,215
1/6	* Oregon	A	L	66-84	9,087
1/11	* Stanford (#1)	A	L	49-73	7,391
1/13	* California	A	L	67-81	9,553
1/18	* Washington State	H	W	67-62	5,312

1/20	* Washington	H	W	63-56	5,820
1/25	* UCLA	A	L	40-67	6,208
1/27	* USC (#25)	A	L	47-73	4,224
2/1	* Arizona State	H	L	58-73	5,479
2/3	* Arizona (#7)	H	L	41-68	8,722
2/8	* California	H	L	69-72 ot	4,612
2/10	* Stanford (#2)	H	L	63-82	8,437
2/15	* Washington	A	W	83-69	6,242
2/17	* Washington State	A	L	53-57	3,307
2/22	* USC	H	W	67-52	4,123
2/24	* UCLA (#15)	H	L	65-68 ot	8,607
3/1	* Arizona (#9)	A	L	54-65	14,532
3/3	* Arizona State	A	L	59-61	6,013
3/10	* Oregon	H	L	60-69	8,870

\* Pac-10 contest (t-9th place)  
 @ Big Island Invitational (Hilo, Hawaii)  
 \$ at Casper, WY  
 % Sugar Bowl Classic (New Orleans, La.)  
 Total Home Attendance: 78,566 (average 5,612)

### 2001-02 12-17, 4-14

**Head Coach:** Ritchie McKay

Philip Ricci (Jr. F) — 16.2 ppg, 7.1 rpg  
 Brian Jackson (Jr. F) — 11.5 ppg, 3.8 rpg  
 Jimmie Haywood (Jr. G) — 3.0 ppg  
 Adam Masten (Sr. G) — 7.6 ppg, 2.9 apg

11/17	Northern Colorado	H	W	64-59	6,201
11/22	@ Texas (#23)	N	L	68-78	5,777
11/23	@ St. John's	N	L	63-66	6,505
11/24	Alaska-Anchorage	A	W	72-63	5,987
11/26	San Diego	H	W	65-56	4,232
11/30	Southern Utah	H	W	73-63	4,354
12/12	% Portland State	A	W	51-46	2,811
12/15	Cal Poly SLO	A	L	68-72	2,974
12/20	* Arizona (#11)	H	L	73-76	7,767
12/22	* Arizona State	H	W	62-57	5,821
12/27	Indiana-Purdue F.W.	H	W	84-59	4,234
12/31	Lehigh	H	W	78-55	2,997
1/4	* Arizona State	A	L	58-67	6,284
1/6	* Arizona (#15)	A	L	87-93	14,242
1/10	* Stanford (#14)	H	L	50-67	8,156
1/12	* California	H	L	53-61	6,523
1/19	* Oregon (#23)	H	L	51-63	9,479
1/24	* Washington State	A	W	74-72	2,592
1/26	* Washington	A	W	68-53	6,416
1/31	* USC (#23)	H	L	51-64	6,065
2/2	* UCLA (#13)	H	L	48-70	9,039
2/7	* California	A	L	58-73	9,212
2/9	* Stanford (#20)	A	L	55-77	5,905
2/16	* Oregon (#17)	A	L	62-91	9,087
2/18	Portland	H	W	74-60	2,932
2/21	* Washington	H	L	63-68	5,942
2/23	* Washington State	H	W	91-55	7,362
2/28	* UCLA	A	L	57-65	8,959
3/2	* USC (#19)	A	L	45-79	7,012

\* Pac-10 contest (9th place)  
 @ Great Alaska Shootout (Anchorage, Alaska) % at Rose Garden  
 Total Home Attendance — 91,104 (average 6,074)

### 2002-03 13-15, 6-12

**Head Coach:** Jay John

Philip Ricci (Sr. F) — 16.5 ppg, 8.2 rpg  
 Brian Jackson (Sr. F) — 12.8 ppg, 5.1 rpg  
 Jimmie Haywood (Sr. G) — 10.7 ppg  
 Lamar Hurd (Fr. G) — 6.4 ppg, 3.8 apg

11/23	Idaho	H	L	73-76 ot	4,167
11/26	Seattle	H	W	81-38	3,858
12/2	Cal Poly SLO	H	W	81-60	4,011
12/7	Portland	A	W	71-64	2,279
12/14	Sacramento State	A	W	62-49	1,667

12/17	Portland State	H	W	53-50	4,268
12/20	Indiana-Purdue F.W.	A	W	78-71	3,123
12/22	Kansas State	A	L	72-90	4,188
12/28	Coppin State	H	W	59-53	3,852
1/2	* Arizona State	H	L	47-67	6,123
1/4	* Arizona (#4)	H	L	65-80	8,415
1/9	* Stanford	A	L	54-57	5,047
1/11	* California	A	L	73-78	9,628
1/18	* Oregon (#22)	A	L	68-79	9,087
1/23	* Washington State	H	W	63-48	5,346
1/25	* Washington	H	W	82-62	7,180
1/30	* USC	A	W	83-74	3,754
2/1	* UCLA	A	W	83-79	7,698
2/6	* California	H	L	71-84	8,753
2/9	* Stanford (#25)	H	L	73-84	7,520
2/15	* Oregon	H	L	63-80	10,400
2/20	* Washington	A	W	80-72	6,469
2/22	* Washington State	A	L	71-75	2,004
2/27	* UCLA	H	L	66-69	6,521
3/1	* USC	H	W	61-60	6,509
3/6	* Arizona (#1)	A	L	60-72	14,587
3/8	* Arizona State	A	L	64-74	9,759
3/13	# California	N	L	46-69	15,048

\* Pac-10 contest (t-6th place)  
 # Pac-10 Tournament (Los Angeles/Staples Center)  
 Total Home Attendance — 86,923 (average 6,209)

### 2003-04 12-16, 6-12

**Head Coach:** Jay John

David Lucas (Jr. F) — 17.2 ppg, 6.9 rpg  
 Chris Stephens (So. G) — 15.8 ppg  
 J.S. Nash (Jr. G) — 10.5 ppg, 3.6 rpg, 3.8 apg  
 Jim Hanchett (Jr. F) — 7.3 ppg, 5.5 rpg

11/22	Prairie View A&M	H	W	70-53	2,843
11/25	Portland	H	L	89-97 ot2	3,073
11/29	Indiana-Purdue F.W.	H	W	57-55	3,279
12/1	Colorado	A	L	66-81	4,096
12/6	Kansas State	H	W	87-82 ot3	3,447
12/12	Willamette	H	W	84-53	3,012
12/15	Hawaii	A	L	67-70 ot	5,752
12/20	Boise State	H	L	80-82	3,471
12/22	Sacramento State	H	W	76-73	3,153
12/28	Jackson State	H	W	71-59	3,852
1/2	* UCLA	A	L	66-77	8,792
1/4	* USC	A	L	82-91	2,746
1/10	* Oregon	H	W	90-81	10,036
1/15	* Washington State	H	W	52-41	5,951
1/17	* Washington	H	L	99-103 ot	6,214
1/22	* Arizona (#14)	A	L	75-109	14,545
1/24	* Arizona State	A	L	79-83	8,711
1/29	* Stanford (#2)	H	L	48-62	6,851
1/31	* California	H	L	74-88	6,863
2/7	* Oregon	A	L	74-81	9,087
2/12	* Washington State	A	W	65-58	3,947
2/14	* Washington	A	L	79-80	7,622
2/19	* Arizona State	H	W	68-61	6,023
2/21	* Arizona (#14)	H	W	90-84	9,248
2/26	* Stanford (#1)	A	L	47-73	7,391
2/28	* California	A	L	58-75	11,514
3/4	* UCLA	H	W	65-56	6,384
3/6	* USC	H	L	60-63	7,159

\* Pac-10 contest (9th place)  
 Total Home Attendance — 90,859 (average 5,345)

### 2004-05 17-15, 8-10

**Head Coach:** Jay John

David Lucas (Sr. F) — 18.5 ppg, 7.0 rpg  
 Nick DeWitz (Jr. F) — 14.0 ppg, 5.8 rpg, 2.0 bpg  
 Chris Stephens (Jr. G) — 9.8 ppg  
 J.S. Nash (Sr. G) — 9.3 ppg, 3.3 rpg, 3.0 apg

11/17	@ Siena	N	W	69-67	9,302
11/18	@ East Carolina	N	L	62-64	8,164
11/19	@ Elon	N	W	65-55	13,852
11/26	UNLV	A	L	61-86	12,896
12/1	Portland	H	W	66-63	4,227
12/4	Colorado	H	W	98-87	5,668
12/11	& Georgia	N	L	74-76 ot	11,128
12/13	Bethune-Cookman	H	W	69-56	3,672
12/18	Boise State	A	W	90-79	4,943
12/21	Prairie View A&M	A	W	67-63	414
12/28	Sacramento State	H	W	86-59	4,592
12/31	* UCLA	H	W	85-80	9,042
1/2	* USC	H	W	74-64	7,181
1/8	* Oregon	A	L	64-73	9,087
1/13	* Washington State	A	L	45-63	3,502
1/15	* Washington (#14)	A	L	68-108	10,000
1/20	* Arizona State	H	W	88-66	5,552
1/22	* Arizona (#13)	H	L	83-92	10,016
1/27	* Stanford	A	L	85-69	5,749
1/29	* California	A	L	66-91	8,841
2/5	* Oregon	H	W	76-72	10,312
2/10	* Washington State	H	W	58-51	5,834
2/13	* Washington (#11)	H	W	90-73	9,696
2/17	* Arizona State	A	L	73-75	6,430
2/20	* Arizona (#10)	A	L	70-91	14,592
2/24	* Stanford	H	W	84-83	6,568
2/26	* California	H	W	82-63	9,491
3/3	* UCLA	A	L	61-69	10,947
3/5	* USC	A	L	68-78	2,755
3/10	# UCLA	N	W	79-72	14,014
3/11	# Arizona (#8)	N	L	59-90	15,068
3/16	% Cal State Fullerton	H	L	83-85 ot	6,394

\* Pac-10 contest (5th place)  
 @ BCA Invitational (Raleigh, N.C.)  
 & Chick-fil-A Peach Bowl for Kids (Atlanta, Ga.)  
 # Pac-10 Tournament (Los Angeles/Staples Center)  
 % NIT Tournament  
 Total Home Attendance — 98,245 (average 7,018)

### 2005-06 13-18, 5-13

**Head Coach:** Jay John

Sasa Cuic (So. F) — 13.5 ppg, 4.5 rpg  
 Nick DeWitz (Sr. F) — 11.6 ppg, 4.8 rpg, 2.1 bpg  
 Chris Stephens (Sr. G) — 11.5 ppg  
 Marcel Jones (So. F) — 9.2 ppg, 6.7 rpg

11/20	Tennessee Tech	A	L	62-90	2,181
11/22	Prairie View A&M	H	W	88-71	4,556
11/26	Fresno State	A	L	73-80	9,585
12/3	UNLV	H	W	69-63	6,561
12/10	Portland	A	L	62-76	3,013
12/14	Northern Colorado	H	W	70-52	3,784
12/17	@ Georgia	N	W	64-60	3,240
12/21	% Northwestern State	N	L	61-72	1,379
12/22	% South Florida	N	W	61-56	434
12/23	% Western Michigan	N	W	73-68	482
12/28	Texas-Pan American	H	W	78-54	3,272
12/31	* Oregon	A	L	64-70	8,301
1/5	* Stanford	A	L	66-80	4,103
1/7	* California	A	W	72-64	8,956
1/12	* Arizona (#24)	H	W	75-65	8,258
1/14	* Arizona State	H	L	63-65 ot	8,508
1/19	* Washington (#10)	A	L	65-69	10,000
1/21	* Washington State	A	W	59-50	5,621
1/26	* USC	H	L	70-72 ot	6,323

1/28	* UCLA (#17)	H	L	54-63	8,250
2/2	* California	H	L	52-69	5,982
2/4	* Stanford	H	L	64-71	6,514
2/9	* Arizona State	A	L	59-76	6,227
2/11	* Arizona	A	L	58-80	14,624
2/16	* Washington State	H	W	71-62	4,956
2/18	* Washington (#20)	H	L	63-96	9,512
2/23	* UCLA (#19)	A	L	60-78	8,707
2/25	* USC	A	L	84-89	5,350
3/4	* Oregon	H	W	65-62	9,552
3/8	# Arizona State	N	W	71-68	7,936
3/9	# UCLA (#13)	N	L	47-79	15,144

\* Pac-10 contest (1-8th place)

@ at Portland (Rose Garden)

% Rainbow Classic (Honolulu, Hawaii)

# Pac-10 Tournament (Los Angeles/Staples Center)

Total Home Attendance — 86,028 (average 6,618)

## 2006-07

11-21, 3-15

Head Coach: Jay John

Marcel Jones (Jr. F) — 15.3 ppg, 5.7 rpg

Sasa Cacic (Jr. F) — 11.6 ppg

Josh Tarver (Fr. G) — 9.2 ppg, 3.8 apg

Kyle Jeffers (Sr. C) — 6.8 ppg, 5.8 rpg

11/10	@ Portland	H	W	65-48	4,524
11/11	@ Southeastern La.	H	L	63-65	3,717
11/12	@ Cal Poly	H	W	78-65	3,489
11/15	Nevada (#24)	H	L	47-75	5,014
11/19	Hawaii	A	L	41-85	6,115
11/24	Northern Colorado	A	W	69-67	870
11/26	Montana State	A	W	72-63	2,413
12/2	Fresno State	H	L	69-74	4,836
12/9	Bethune-Cookman	H	W	72-49	3,335
12/11	Western Oregon	H	W	71-58	2,189
12/17	LSU (#12)	H	L	53-60	6,724
12/19	Howard	H	W	84-67	2,877
12/21	Mercer	H	W	93-62	1,221
12/30	* Oregon (#20)	H	L	73-76	8,719
1/4	* UCLA (#1)	H	L	56-71	6,834
1/6	* USC	H	L	46-91	5,973
1/11	* Arizona (#10)	A	L	72-83	14,428
1/13	* Arizona State	A	W	67-59	6,008
1/18	* California	H	L	74-77	6,023
1/20	* Stanford	H	L	56-67	7,145
1/25	* Washington St. (#20)	A	L	55-70	6,816
1/27	* Washington	A	L	74-91	10,000
2/1	* USC	A	L	56-73	6,934
2/3	* UCLA (#5)	A	L	35-82	11,095
2/8	* Arizona (#24)	H	L	66-72	5,928
2/10	* Arizona State	H	W	59-55	5,883
2/15	* Stanford	A	L	55-70	7,005
2/17	* California	A	L	80-84 ot	8,009
2/22	* Washington	H	W	73-65	5,615
2/24	* Washington State (#9)	H	L	54-58	8,082
3/3	* Oregon (#17)	A	L	49-70	9,087
3/7	# California	N	L	51-70	15,119

\* Pac-10 contest (9th place)

@ Oregon Rain Invitational (Corvallis)

# Pac-10 Tournament (Los Angeles/Staples Center)

Total Home Attendance — 98,128 (average 5,165)

## 2007-08

6-25, 0-18

Head Coach: Jay John/Kevin Mouton

Marcel Jones (Sr. F) — 10.4 ppg, 5.7 rpg

Seth Tarver (So. F) — 9.6 ppg, 4.6 rpg

Lathen Wallace (Fr. G) — 7.5 ppg

11/15	\$ Colorado State	N	L	56-69	2,833
11/17	\$ Alaska	A	L	60-62	2,893
11/18	\$ USC Upstate	N	W	65-46	3,334
11/23	Idaho State	H	W	56-41	3,212

11/25	Portland	H	W	67-57	3,155
11/30	% Iowa State	H	L	64-71 ot	4,226
12/7	UC Davis	A	W	73-59	5,776
12/11	CS Bakersfield	A	W	77-53	1,993
12/16	Tennessee Tech	H	L	62-79	3,216
12/19	Northern Colorado	H	W	65-56	3,324
12/22	LSU	A	L	61-67	7,713
12/30	Montana State	H	L	59-60	3,734
1/3	* Arizona (#21)	A	L	63-76	14,351
1/5	* Arizona State	A	L	53-72	7,648
1/10	* Stanford (#23)	H	L	46-66	4,017
1/12	* Cal	H	L	59-69	4,118
1/17	* Washington State (#8)	A	L	46-69	10,117
1/19	* Washington	A	L	74-83	9,421
1/24	* USC	H	L	44-68	5,063
1/26	* UCLA (#7)	H	L	62-85	8,235
2/2	* Oregon	A	L	63-79	9,087
2/7	* Cal	A	L	76-81	7,077
2/9	* Stanford (#9)	A	L	56-71	7,329
2/14	* Washington St (#21)	H	L	57-70	5,321
2/16	* Washington	H	L	59-97	5,539
2/21	* UCLA (#6)	A	L	49-84	9,727
2/23	* USC	A	L	53-81	9,912
3/2	* Oregon	H	L	68-80	7,031
3/6	* Arizona	H	L	45-81	4,386
3/8	* Arizona State	H	L	64-77	4,111
3/12	# Arizona	N	L	56-87	11,642

\$ Top of the World Classic (Fairbanks, Alaska)

\* Pac-10 contest (10th place)

# Pac-10 Tournament (Los Angeles/Staples Center)

Total Home Attendance — 68,688 (average 4,579)

Note: Kevin Mouton coached the final 13 games of the season.

## 2008-09

18-18, 7-11

### COLLEGE BASKETBALL INVITATIONAL CHAMPIONS

Head Coach: Craig Robinson

Roeland Schaftenaar (Jr. C) — 10.5 ppg, 4.0 rpg, 3.3 apg

Seth Tarver (Jr. F) — 8.0 ppg, 5.4 rpg

Calvin Haynes (So. G) — 13.0 ppg

11/14	Howard	A	L	45-47	1,752
11/22	Nevada	A	L	71-79	7,629
11/24	Yale	H	L	52-53	3,413
11/26	Montana State	H	L	79-82 ot	3,109
11/30	Fresno State	A	W	62-54	8,548
12/6	Iowa State	A	L	50-63	13,668
12/13	Nebraska	H	W	64-63	3,359
12/16	Seattle Pacific	H	W	71-67	2,619
12/20	Howard	H	W	90-54	2,859
12/29	Seattle	H	W	59-50	3,109
1/2	* UCLA (#9)	H	L	46-69	5,629
1/4	* USC	H	W	62-58 ot	4,719
1/8	* Arizona State (#16)	A	L	38-69	7,004
1/10	* Arizona	A	L	47-64	13,144
1/15	* Washington State	H	L	57-61 ot	5,454
1/17	* Washington	H	L	59-85	6,648
1/22	* California	A	W	69-65	8,236
1/24	* Stanford	A	W	77-62	7,329
1/26	CS Bakersfield	H	W	65-59	5,229
1/31	* Oregon	H	W	57-54	10,129
2/5	* Arizona	H	L	53-56	6,537
2/7	* Arizona State (#23)	H	L	38-49	7,449
2/12	* Washington (#24)	A	L	60-79	10,000
2/14	* Washington State	A	W	54-52	7,452
2/19	* Stanford	H	W	66-54	6,229
2/21	* California	H	W	65-54	7,619
3/1	* Oregon	A	L	69-79	8,769
3/5	* UCLA (#17)	A	L	54-79	10,348
3/7	* USC	A	L	52-68	6,603
3/11	# Stanford	N	L	54-62	7,000
3/18	\$ Houston	H	W	49-45	3,511

3/23	\$ Vermont	H	W	71-70 ot	4,053
3/25	\$ Stanford	H	W	65-62 ot	4,759
3/30	\$ UTEP	H	W	75-69	8,029
4/1	\$ UTEP	A	L	63-70	12,000
4/3	\$ UTEP	A	W	81-73	12,000

\* Pac-10 contest (8th place)

# Pac-10 Tournament (Los Angeles/Staples Center)

\$ College Basketball Invitational (Corvallis, Ore./El Paso, Texas)

Total Home Attendance — 104,462 (average 5,223)

## 2009-10

14-18, 8-10

### COLLEGE BASKETBALL INVITATIONAL

Head Coach: Craig Robinson

Roeland Schaftenaar (Sr. C) — 9.2 ppg, 4.0 rpg, 1.8 apg

Seth Tarver (Sr. F) — 10.2 ppg, 4.6 rpg

Jared Cunningham (Fr. G) — 6.2 ppg

Calvin Haynes (Jr. G) — 12.5 ppg

11/13	Texas A&M-CC	N	L	43-67	8,541
11/14	South Dakota	N	W	62-47	7,761
11/15	Texas Tech	A	L	60-64	7,860
11/21	Sacramento State	H	L	63-65	4,316
11/28	George Washington	A	W	64-57	2,401
12/4	Colorado	H	W	74-69	5,417
12/6	CS Bakersfield	H	W	74-39	4,927
12/12	Nebraska	A	L	44-50	10,553
12/16	Illinois-Chicago	A	L	61-63	3,906
12/19	Mississippi Valley State	H	W	76-62	4,723
12/23	Fresno State	H	W	73-65	4,167
12/31	* Washington (#17)	A	L	70-76	9,843
1/2	* Washington State	A	L	60-65	5,967
1/6	Seattle	H	L	48-99	4,622
1/10	* Oregon	A	W	64-57	8,217
1/14	* Arizona	H	W	67-64	6,746
1/16	* Arizona State	H	L	57-66	7,472
1/21	* Stanford	A	L	35-59	6,460
1/23	* California	A	L	61-65	8,666
1/28	* USC	H	W	51-45	6,654
1/30	* UCLA	H	L	52-62	8,067
2/6	* Oregon	H	W	62-42	9,124
2/11	* Arizona State	A	L	46-56	6,962
2/13	* Arizona	A	W	63-55	14,566
2/18	* California	H	W	80-64	6,609
2/20	* Stanford	H	L	55-65	7,061
2/25	* UCLA	A	L	56-65	7,589
2/27	* USC	A	W	49-44	6,158
3/4	* Washington State	H	W	59-55	6,507
3/6	* Washington	H	L	70-82	8,014
3/11	# Washington	N	L	52-59	12,255
3/17	\$ Boston	H	L	78-96	2,913

\* Pac-10 contest (5th place)

# Pac-10 Tournament (Los Angeles/Staples Center)

\$ College Basketball Invitational (Corvallis, Ore.)

Total Home Attendance — 97,339 (average 6,084)



**2010-11****11-20, 5-13****Head Coach:** Craig Robinson

Jared Cunningham (So. G) — 14.2 ppg, 2.1 apg, 2.8 spg

Calvin Haynes (Sr. G) — 9.3 ppg, 3.1 rpg

Ahmad Starks (Fr. G) — 7.8 ppg

Omari Johnson (Sr. F) — 7.2 ppg, 6.2 rpg

11/14	UT-Arlington	H	W	71-56	2,614
11/17	Seattle	A	L	80-83	4,526
11/21	Texas Southern	H	L	60-66	5,436
11/24	Charlotte	H	W	83-70	3,683
11/27	Howard	A	W	84-74	1,827
12/1	Utah Valley	H	L	68-70	3,514
12/4	Colorado	A	L	57-83	6,363
12/12	Texas-Pan American	H	W	89-69	3,607
12/15	Montana	A	L	66-71	4,378
12/18	George Washington	H	L	79-87	4,018
12/22	Illinois-Chicago	H	W	74-54	3,881
12/30	* Arizona State	H	W	80-58	4,574
1/2	* Arizona	H	W	76-75	5,218
1/6	* Washington State	A	L	70-84	5,849
1/8	* Washington (#23)	A	L	72-103	9,671
1/13	* UCLA	H	L	57-62	6,857
1/15	* USC	H	W	80-76	7,257
1/22	* Oregon	H	L	59-63	9,836
1/27	* California	A	L	57-85	6,996
1/29	* Stanford	A	L	56-70	5,442
2/3	* Washington (#20)	H	W	68-56	5,783
2/5	* Washington State	H	L	55-61	7,376
2/10	* USC	A	L	56-67	3,853
2/12	* UCLA	A	L	61-69	8,534
2/19	* Oregon	A	L	63-82	12,369
2/24	* Stanford	H	W	87-80	4,696
2/26	* California	H	L	76-87	6,741
3/3	* Arizona (#18)	A	L	59-70	14,588
3/5	* Arizona State	A	L	66-80	5,114
3/9	# Stanford	N	W	69-67	7,814
3/10	# Arizona (#16)	N	L	69-78	10,782

\* Pac-10 contest (9th place)

# Pac-10 Tournament (Los Angeles/Staples Center)

Total Home Attendance — 85,091 (average 5,318)

# SERIES RESULTS VS. PAC-12 CONFERENCE OPPONENTS

- (1) - NCAA Tournament
- (2) - NIT Tournament
- (3) - Pac-10 Tournament
- (4) - PCC Playoffs
- (5) - CBI
- (L) - game played at Loyola Marymount
- (O) - game played in Oakland
- (P) - game played in Portland
- (S) - game played in Spokane
- # - game forfeited by Oregon State
- % - game forfeited by California

## ARIZONA 20-53

In Corvallis.....	14-20
In Gill Coliseum.....	14-20
Away Games.....	6-29
Neutral-Site Games.....	0-4
Postseason.....	0-5

### Series Superlatives

Most OSU Points.....	116
(116-80) Jan. 13, 1979	
Biggest OSU Win.....	36 points
(116-80) Jan. 13, 1979	
Longest OSU Win Streak.....	11
1978-79 to 1983-84	
Longest OSU Home Win Streak.....	7
1978-79 to 1984-85	
Longest OSU Road Win Streak.....	5
1978-79 to 1982-83	

1975-76	A	L	67-96
1976-77	H	L	73-81
1978-79	H	W	116-80
	A	W	93-79
1979-80	A	W	77-72
	H	W	73-63
1980-81	A	W	61-49
	H	W	80-62
1981-82	H	W	68-55
	A	W	92-64
1982-83	A	W	72-54
	H	W	81-56
1983-84	H	W	53-48
	A	L	58-69
1984-85	H	W	59-55
	A	L	52-67
1985-86	A	L	62-63 ot
	H	L	53-55
1986-87	H	L	48-54
	A	L	61-71
1987-88	H	L	48-70
	A	L	62-77
1988-89	H	L	67-93 (3)
	H	L	69-73
	A	L	64-85
	N	L	87-98 (3)
1989-90	H	W	84-61
	A	L	60-87
1990-91	H	L	65-103
	A	L	67-82
1991-92	A	L	58-86
	H	L	62-70
1992-93	H	L	54-57
	A	L	70-81
1993-94	A	L	56-100
	H	L	69-96

1994-95	H	L	98-111
	A	L	69-83
1995-96	H	L	59-66
	A	L	60-84
1996-97	A	L	48-99
	H	L	64-74
1997-98	A	L	80-93
	H	L	70-71
1998-99	H	W	60-59
	A	L	72-89
1999-00	A	L	73-90
	H	W	70-69 ot
2000-01	H	L	41-68
	A	L	54-65
2001-02	H	L	73-76
	A	L	87-93
2002-03	H	L	65-80
	A	L	60-72
2003-04	A	L	75-109
	H	W	90-84
2004-05	H	L	83-92
	A	L	70-91
	N	L	59-90 (3)
2005-06	H	W	75-65
	A	L	58-80
2006-07	A	L	72-83
	H	L	66-72
2007-08	A	L	63-76
	H	L	45-81
	N	L	56-87 (3)
2008-09	A	L	47-64
	H	L	56-59
2009-10	H	W	67-64
	A	W	63-55
2010-11	H	W	76-75
	A	L	59-70
	N	L	69-78 (3)

## ARIZONA STATE 39-38

In Corvallis.....	22-13
In Gill Coliseum.....	22-13
Away Games.....	12-24
Neutral-Site Games.....	5-1
Postseason.....	2-1

### Series Superlatives

Most OSU Points.....	108
(108-93) Feb. 28, 1983	
Biggest OSU Win.....	31 points
(74-43) Jan. 2, 1982	
Longest OSU Win Streak.....	9
1985-86 to 1989-90	
Longest OSU Home Win Streak.....	7
1985-86 to 1991-92	
Longest OSU Road Win Streak.....	4
1986-87 to 1989-90	

1960-61	A	L	77-79
	H	W	65-54
1962-63	N	W	83-65 (1)
1964-65	H	W	66-52
1965-66	N	W	56-46 (P)
1968-69	N	W	46-42 ot (P)
1974-75	N	L	71-80 (P)
	A	L	70-76
1975-76	N	W	87-83 #

1978-79	H	W	97-80
	A	L	72-85
1979-80	A	W	63-59
	H	W	82-75 ot
1980-81	A	W	71-67
	H	L	67-87
1981-82	H	W	74-43
	A	L	60-68
1982-83	A	W	68-59
	H	W	108-93
1983-84	H	W	67-62
	A	W	69-58
1984-85	H	L	82-83 ot2
	A	W	75-64
1985-86	A	L	56-71
	H	W	75-69 ot
1986-87	H	W	81-75
	A	W	86-71
1987-88	H	W	76-68
	A	W	78-75
1988-89	A	W	85-65
	H	W	89-83
1989-90	H	W	87-64
	A	W	73-59
	A	L	75-83 (3)
1990-91	H	W	91-69
	A	L	69-84
1991-92	A	W	61-47
	H	W	80-72
1992-93	H	L	73-82
	A	L	61-76
1993-94	A	L	82-88
	H	L	60-80
1994-95	H	W	83-70
	A	L	44-82
1995-96	H	L	75-93
	A	L	58-63 ot
1996-97	A	L	75-78 ot
	H	W	71-67
1997-98	A	W	70-61
	H	L	63-70
1998-99	H	W	81-51
	A	L	66-87
1999-00	A	L	64-75
	H	L	74-77 ot
2000-01	H	L	58-73
	A	L	59-61
2001-02	H	W	62-57
	A	L	58-67
2002-03	H	L	47-67
	A	L	64-74
2003-04	A	L	79-83
	H	W	68-61
2004-05	H	W	88-66
	A	L	73-75
2005-06	H	L	63-65 ot
	A	L	59-76
	N	W	71-68 (3)
2006-07	A	W	67-59
	H	W	59-55
2007-08	A	L	53-72
	H	L	64-77
2008-09	A	L	38-69
	H	L	38-49
2009-10	H	L	57-66
	A	L	46-56
2010-11	H	W	80-58
	A	L	66-80

## CALIFORNIA 60-77

In Corvallis.....	32-33
In Gill Coliseum.....	29-26
Away Games.....	24-39
Neutral-Site Games.....	4-5
Postseason.....	2-7

### Series Superlatives

Most OSU Points.....	100
(100-101 ot) Jan. 8, 1971	
Biggest OSU Win.....	36 points
(82-46) Jan. 30, 1988	
Longest OSU Win Streak.....	10
1977-78 to 1981-82	
Longest OSU Home Win Streak.....	6
1976-77 to 1981-82	
Longest OSU Road Win Streak.....	7
1977-78 to 1983-84	

1915-16	H	W	26-17
	H	L	14-26
	A	L	22-27
	A	W	29-20 ot
1916-17	A	L	24-28 ot
	A	L	11-20
1920-21	A	L	16-33
	A	L	10-31
	H	L	19-24
	H	L	10-22
1924-25	H	W	32-25 (4)
	H	L	17-32 (4)
	H	L	19-33 (4)
1930-31	A	W	26-25
1931-32	A	L	22-27
1937-38	H	L	34-36
1947-48	H	L	55-60
	H	W	63-47
1951-52	N	W	61-59
	A	L	53-65
1954-55	N	L	50-52
1955-56	A	L	63-65 ot
	A	L	56-69
1956-57	H	L	60-73 ot2
	H	L	51-62
1957-58	H	W	55-43
	A	L	51-61
	N	L	45-57 (4)
1958-59	H	L	40-57
	A	L	52-55
1959-60	A	L	48-67
	H	L	47-62
1962-63	H	L	59-61
	H	W	70-60
1963-64	A	L	55-65
	A	W	61-49
1964-65	H	W	74-57
	A	L	53-55
1965-66	A	W	77-62
	H	W	63-50
1966-67	A	W	45-42
	H	W	59-57 ot
1967-68	H	W	76-63
	A	L	58-71
1968-69	H	L	57-69
	A	W	79-63

1969-70	A	L	55-71	
	H	L	64-67	
1970-71	H	L	100-101 ot	
	A	L	74-99	
1971-72	A	W	74-68	
	H	W	74-68	
1972-73	H	W	79-70	
	A	L	77-79	
1973-74	A	L	54-61	
	H	W	77-73	
1974-75	H	W	70-64	
	A	W	68-54	
1975-76	H	L	72-73	
	A	W	78-70	#
1976-77	H	W	79-63	
	A	L	83-84	
1977-78	H	W	57-55 ot2	
	A	W	70-68	
1978-79	H	W	76-51	
	A	W	59-51	
1979-80	A	W	86-55	
	H	W	52-51	
1980-81	H	W	80-53	
	A	W	69-54	
1981-82	A	W	74-43	
	H	W	57-50	
1982-83	H	L	52-59	
	A	W	70-65 ot	
1983-84	A	W	44-42	
	H	W	64-60 ot	
1984-85	N	W	70-59	(P)
	A	L	36-42	
	H	W	51-37	
1985-86	H	W	58-42	
	A	L	66-72	
1986-87	A	L	61-69	
	H	W	59-57	
	N	L	57-64	(3)
	H	L	62-65	(2)
1987-88	H	W	82-46	
	A	W	65-54	
1988-89	A	W	69-64 ot	
	H	W	60-54	(3)
	N	W	79-66	
1989-90	A	W	64-58	
	H	W	98-81	
1990-91	H	W	59-55	
	A	L	76-83	
1991-92	H	W	77-65	
	A	L	66-79	
1992-93	A	W	64-63	
	H	L	72-78	
1993-94	H	L	61-67	
	A	L	44-74	(0)
1994-95	A	W	76-67	
	H	W	83-67	
1995-96	A	L	52-70	%
	H	L	51-57	%
1996-97	H	L	70-80	
	A	L	68-90	
1997-98	H	L	70-84	
	A	W	46-43	(0)
1998-99	A	L	52-54	(0)
	H	L	61-68	
1999-00	H	L	65-71	
	A	L	68-70	
2000-01	A	L	67-81	
	H	L	69-72 ot	
2001-02	H	L	53-61	
	A	L	58-73	

2002-03	A	L	73-78	
	H	L	71-84	
	N	L	46-69	(3)
2003-04	H	L	74-88	
	A	L	58-75	
2004-05	A	L	66-91	
	H	W	82-63	
2005-06	A	W	72-64	
	H	L	52-69	
2006-07	H	L	74-77	
	A	L	80-84 ot	
	N	L	51-70	(3)
2007-08	H	L	59-69	
	A	L	76-81	
2008-09	A	W	69-65	
	H	W	65-54	
2009-10	A	L	61-65	
	H	W	80-64	
2010-11	A	L	57-85	
	H	L	76-87	

**COLORADO 2-6**

In Corvallis.....	2-1
In Gill Coliseum.....	2-1
Away Games.....	0-5
Neutral-Site Games.....	0-0
Postseason.....	0-0

**Series Superlatives**

Most OSU Points.....	98
	(98-87) Dec. 4, 2004
Biggest OSU Win.....	11 points
	(98-87) Dec. 4, 2004
Longest OSU Win Streak.....	2
	2004-05 to 2009-10
Longest OSU Home Win Streak.....	2
	2004-05 to 2009-10
Longest OSU Road Win Streak.....	none

1940-41	A	L	29-38	
	A	L	41-42	
1955-56	H	L	53-63	
1956-57	A	L	58-67	
2003-04	A	L	66-81	
2004-05	H	W	98-87	
2009-10	H	W	74-69	
2010-11	A	L	57-83	

**OREGON 183-152**

In Corvallis.....	99-60
In Gill Coliseum.....	56-28
Away Games.....	70-86
Neutral-Site Games.....	14-6
Postseason.....	2-1

**Series Superlatives**

Most OSU Points.....	101
	(101-91 ot2) Feb. 12, 1994
Biggest OSU Win.....	43 points
	(94-51) Feb. 13, 1982
Longest OSU Win Streak.....	15
	1979-80 to 1985-86
Longest OSU Home Win Streak.....	10
	1952-53 to 1958-59
Longest OSU Road Win Streak.....	8
	1979-80 to 1986-87

1902-03	H	W	32-2	
	A	W	24-22	

1903-04	A	W	25-22	
	H	W	30-12	
1905-06	A	W	17-15 ot	
	H	W	32-6	
1906-07	A	W	44-18	
	H	W	41-7	
1907-08	A	W	27-21	
	H	W	31-14	
1909-10	A	W	21-20	
	H	W	44-20	
1912-13	A	W	20-9	
	A	L	12-14 ot	
	H	L	13-21	
	H	W	13-8	
1913-14	A	W	15-7	
	H	W	14-13	
	A	L	18-21	
	H	W	24-13	
	H	W	17-10	
	A	L	11-13	
1914-15	H	L	20-21	
	A	L	10-14	
	A	W	23-18	
	H	W	17-12	
1916-17	A	W	41-8	
	A	W	24-7	
	H	W	25-14	
	H	W	29-10	
1917-18	H	W	28-8	
	H	W	28-7	
	A	W	24-6	
	A	W	17-6	
1918-19	H	L	17-27	
	H	L	16-36	
	A	L	17-34	
	A	L	23-28	
1919-20	H	L	20-22	
	H	L	21-37	
1920-21	H	L	29-30	
	H	L	22-25	
	A	L	13-42	
	A	L	19-37	
1921-22	A	W	39-19	
	A	W	35-18	
	H	W	41-19	
	H	W	34-21	
1922-23	H	W	42-33	
	H	W	39-15	
	A	L	24-31	
	A	L	29-38	
1923-24	A	L	20-25	
	A	L	20-27	
	H	W	22-17	
	H	W	28-22	
1924-25	H	L	19-22	
	A	W	34-30	
	A	W	15-12	(4)
	H	L	21-23	(4)
	N	W	27-26	(4)
1925-26	H	L	17-32	
	A	L	15-25	
1926-27	H	L	12-28	
	A	L	25-34	
1927-28	A	W	25-24	
	H	L	23-28	
1928-29	H	L	21-30	
	A	L	26-35	

1929-30	A	L	29-37	
	H	L	27-34	
	A	W	29-28	
	H	L	33-34	
1930-31	H	W	40-26	
	A	L	32-39	
	H	L	22-29	
	A	W	36-27	
1931-32	A	L	20-21	
	H	L	25-28	
	A	W	37-31	
	H	W	26-20	
1932-33	H	W	31-21	
	A	W	29-18	
	H	W	32-27 ot	
	A	W	34-24	
1933-34	A	L	26-30	
	H	W	16-9	
	A	L	25-33	
	H	L	21-24	
1934-35	H	W	47-18	
	A	W	33-31	
	H	W	34-27	
	A	L	28-29	
1935-36	A	L	27-29	
	H	W	49-23	
	A	W	28-26	
	H	W	35-29	
1936-37	H	L	34-35	
	A	L	31-44	
	H	L	26-33	
	A	L	31-35	
1937-38	A	L	32-38	
	H	W	36-32	
	A	L	22-40	
	H	L	33-38	
1938-39	H	L	26-31	
	A	L	39-46	
	H	W	50-31	
	A	L	37-48	
1939-40	A	W	35-31	
	H	W	28-27	
	A	W	33-27	
	H	L	38-41	
1940-41	H	L	31-41	
	A	L	35-36 ot	
	H	W	24-23	
	A	L	36-37	
1941-42	A	L	45-47	
	H	W	50-39	
	H	W	27-26	
	A	W	49-45	
1942-43	H	W	46-36	
	A	L	35-50	
	H	L	38-42	
	A	W	41-31	
1943-44	A	L	33-52	
	H	L	38-43 ot	
	A	L	38-46	
	H	L	39-42	
1944-45	H	L	44-51	
	A	W	55-51	
	H	W	45-43	
	A	L	38-47	
1945-46	A	W	50-47	
	H	L	48-53 ot	
	A	W	59-45	
	H	L	41-42 ot	



1971-72	A	W	68-64	
	H	W	87-62	
1972-73	H	W	74-68	
	A	L	70-81	
1973-74	A	W	56-53	
	H	L	53-55	
1974-75	H	L	63-71	
	A	W	74-68	
1975-76	H	W	82-76	#
	A	W	70-66	#
1976-77	H	W	71-61	
	A	W	76-75	
1977-78	H	W	48-47	
	A	W	84-72	
1978-79	A	W	73-48	
	A	L	76-79	
1979-80	A	W	18-16	
	H	W	85-57	
1980-81	H	W	76-62	
	A	W	62-57	
1981-82	A	W	81-38	
	H	W	111-81	
1982-83	H	W	62-53	
	A	L	75-88	
1983-84	A	W	64-59	
	H	W	73-68	
1984-85	A	W	83-73	
	H	W	54-49	
1985-86	H	L	52-56	
	A	W	74-60	
1986-87	A	W	70-66	
	H	W	71-59	
1987-88	H	L	65-78	
	A	W	63-61	
1988-89	A	L	59-87	
	H	L	58-60	
1989-90	A	W	77-76 ot	
	H	W	84-70	
1990-91	H	W	73-66	
	A	L	59-64	
1991-92	H	L	64-67	
	A	L	56-76	
1992-93	A	W	77-66	
	H	W	82-65	
1993-94	H	L	67-71	
	A	L	66-90	
1994-95	A	L	82-95	
	H	W	90-71	
1995-96	A	L	51-84	
	H	L	50-65	
1996-97	H	W	86-77	
	A	L	54-87	
1997-98	H	L	48-68	
	A	L	77-85	
1998-99	A	L	56-72	
	H	W	59-45	
1999-00	H	L	45-73	
	A	L	56-82	
2000-01	A	L	49-73	
	H	L	63-82	
2001-02	H	L	50-67	
	A	L	55-77	
2002-03	A	L	54-57	
	H	L	73-84	
2003-04	H	L	48-62	
	A	L	47-73	
2004-05	A	L	65-69	
	H	W	84-83	
2005-06	A	L	66-80	
	H	L	64-71	

2006-07	H	L	56-67	
	A	L	55-70	
2007-08	H	L	46-66	
	A	L	56-71	
2008-09	A	W	77-62	
	H	W	66-54	
	N	L	54-62	(3)
	H	W	65-62 ot	(5)
2009-10	A	L	35-59	
	H	L	55-65	
2010-11	A	L	56-70	
	H	W	87-80	
	N	W	69-67	(3)

**UCLA 34-88**

In Corvallis.....	25-37
In Gill Coliseum.....	20-35
Away Games.....	7-49
Neutral-Site Games.....	2-2
Postseason.....	7-3

**Series Superlatives**

Most OSU Points.....	97
	(97-96 ot2) Jan. 24, 1991
Biggest OSU Win.....	19 points
	(83-64) March 5, 1955
Longest OSU Win Streak.....	5
	1937-38 to 1948-49
Longest OSU Home Win Streak.....	6
	1979-80 to 1984-85
Longest OSU Road Win Streak.....	none

1924-25	A	W	21-15	
1925-26	A	L	22-32	
1926-27	A	L	22-32	
1936-37	H	L	38-40	
1937-38	H	W	39-25	
1946-47	H	W	69-52	(4)
	H	W	63-46	(4)
1948-49	N	W	62-58	
	H	W	53-41	(4)
	H	L	39-47	(4)
	H	W	41-35	(4)
1952-53	H	L	63-73	
	H	L	43-58	
	A	L	58-74	
	A	L	61-69	
1954-55	H	W	82-75	(4)
	H	W	83-64	(4)
1955-56	H	L	56-77	
	H	L	59-72	
1956-57	A	L	37-59	
	A	L	53-64	
1957-58	H	W	68-61	
	A	W	77-61	
1958-59	A	L	62-73	
	H	L	59-71	
1961-62	N	L	69-88	(1)
1964-65	H	L	53-83	
	A	L	55-73	
1965-66	A	L	35-79	
	H	W	64-51	
1966-67	A	L	44-76	
	H	L	50-72	
1967-68	H	L	52-55	
	A	L	71-88	
1968-69	H	L	64-83	
	A	L	66-91	
1969-70	A	L	71-72	
	H	L	56-71	

1970-71	H	L	65-67	
	A	L	64-94	
1971-72	H	L	72-78	
	A	L	72-91	
1972-73	A	L	61-87	
	H	L	67-73	
1973-74	A	L	75-80	
	H	W	61-57	
1974-75	H	L	60-67	
	A	L	62-74	
1975-76	H	W	75-58	#
	A	L	69-78	
1976-77	A	L	66-83	
	H	L	76-89	
1977-78	A	L	60-77	
	H	L	58-96	
1978-79	A	L	63-65	
	H	L	56-69	
1979-80	H	W	76-67	
	A	L	67-93	
1980-81	H	W	81-67	
	A	W	82-76	
1981-82	A	L	68-74	
	H	W	72-58	
1982-83	A	L	77-99	
	H	W	69-65	
1983-84	A	W	72-63	
	H	W	70-65	
1984-85	H	W	59-49	
	A	L	51-59	
1985-86	A	W	54-49	
	H	L	63-74	
1986-87	A	L	67-69 ot	
	H	L	53-57	
1987-88	A	W	65-64	
	H	W	73-68	
1988-89	H	W	82-69	
	A	L	75-92	
1989-90	A	L	80-94	
	H	W	83-74	
1990-91	H	W	97-96 ot2	
	A	L	56-87	
1991-92	A	L	81-87 ot	
	H	L	62-72	
1992-93	H	W	79-73	
	A	L	75-76	
1993-94	A	L	71-104	
	H	L	67-78	
1994-95	H	L	78-87	
	A	L	67-86	
1995-96	A	L	60-69	
	H	L	66-68	
1996-97	H	L	68-74	
	A	L	69-81	
1997-98	A	L	72-90	
	H	L	75-84	
1998-99	H	W	65-63	
	A	L	67-85	
1999-00	H	L	74-85	
	A	L	59-69	
2000-01	A	L	40-67	
	H	L	65-68 ot	
2001-02	H	L	48-70	
	A	L	57-65	
2002-03	A	W	83-79	
	H	L	66-69	
2003-04	A	L	66-77	
	H	W	65-56	

2004-05	H	W	85-80	
	A	L	61-69	
	N	W	79-72	(3)
2005-06	H	L	54-63	
	A	L	60-78	
	N	L	47-79	(3)
2006-07	H	L	56-71	
	A	L	35-82	
2007-08	H	L	62-85	
	A	L	49-84	
2008-09	H	L	46-69	
	A	L	54-79	
2009-10	H	L	52-62	
	A	L	56-65	
2010-11	H	L	57-62	
	A	L	61-69	

**USC 59-66**

In Corvallis.....	36-29
In Gill Coliseum.....	32-26
Away Games.....	22-34
Neutral-Site Games.....	1-3
Postseason.....	4-7

**Series Superlatives**

Most OSU Points.....	98
	(98-94 ot) Feb. 22, 1990
Biggest OSU Win.....	27 points
	(76-49) Feb. 22, 1963
	(84-57) Feb. 4, 1988
Longest OSU Win Streak.....	8
	1974-75 to 1977-78
Longest OSU Home Win Streak.....	10
	1974-75 to 1983-84
Longest OSU Road Win Streak.....	7
	1983-84 to 1989-90

1924-25	H	W	30-22	
1932-33	H	W	35-33	(4)
	H	L	28-39	(4)
	H	W	24-19	(4)
1934-35	H	W	38-35	(4)
	H	L	31-36	(4)
	H	L	31-32	(4)
1935-36	A	W	45-40 ot	
	A	L	36-50	
1939-40	A	L	41-54	(4)
	A	L	25-62	(4)
1948-49	N	L	40-60	
1953-54	N	L	48-53	(4)
	N	W	65-47	(4)
	N	L	45-48	(4)
1954-55	H	L	43-45	
	H	L	35-55	
1955-56	A	L	47-58	
	A	L	53-84	
1956-57	H	L	49-55	
	H	W	67-54	
1957-58	A	W	69-50	
	H	W	58-52	
1958-59	H	L	41-49	
	A	W	61-53	
1959-60	A	L	59-84	
	H	L	62-68	
1960-61	H	W	62-58	
	H	L	68-74	
1962-63	H	W	76-49	
	H	L	58-67	
1964-65	H	W	65-63	
	A	L	38-64	

1965-66	A	W	59-56
	H	L	60-70
1966-67	A	L	47-62
	H	L	63-72 ot
1967-68	H	L	47-49
	A	L	63-71 ot
1968-69	H	W	61-57
	A	L	61-71
1969-70	A	L	51-64
	H	L	55-70
1970-71	H	L	63-82
	A	L	75-110
1971-72	H	L	75-87
	A	W	65-61
1972-73	A	L	72-90
	H	W	82-66
1973-74	A	L	71-81
	H	L	53-60
1974-75	H	W	78-75
	A	W	80-76
1975-76	H	W	80-70
	A	W	78-61
1976-77	A	W	58-50
	H	W	80-65
1977-78	A	W	89-82 ot
	H	W	53-47
1978-79	A	L	75-76 ot
	H	W	70-67
1979-80	H	W	82-68
	A	W	73-72
1980-81	H	W	55-48
	A	W	73-64
1981-82	A	W	72-55
	H	W	45-36
1982-83	A	L	69-74
	H	W	62-50
1983-84	H	W	51-45
	A	W	66-57
1984-85	H	L	58-60
	A	W	60-58 ot
1985-86	A	W	68-64
	H	L	60-66
1986-87	A	W	57-51
	H	L	55-65
1987-88	A	W	80-77 ot
	H	W	84-57
1988-89	H	W	64-55
	A	W	74-65
1989-90	A	W	92-82
	H	W	98-94 ot
1990-91	H	L	68-70
	A	L	75-85
1991-92	A	L	73-90
	H	W	92-78
1992-93	H	W	68-57
	A	L	60-69
1993-94	A	L	76-82
	H	L	68-69
1994-95	H	W	90-89 ot
	A	W	83-8 1ot
1995-96	A	L	47-64
	H	W	56-54
1996-97	H	L	68-71
	A	L	62-83
1997-98	A	L	67-71
	H	W	83-74 ot
1998-99	H	W	69-66 ot
	A	L	61-86
1999-00	H	L	69-82
	A	L	71-82

2000-01	A	L	47-73
	H	W	67-52
2001-02	H	L	51-64
	A	L	45-79
2002-03	A	W	83-74
	H	W	61-60
2003-04	A	L	82-91
	H	L	60-63
2004-05	H	W	74-64
	A	L	68-78
2005-06	H	L	70-72 ot
	A	L	84-89
2006-07	H	L	46-91
	A	L	56-73
2007-08	H	L	44-68
	A	L	53-81
2008-09	H	W	62-58 ot
	A	L	52-68
2009-10	H	W	51-45
	A	W	49-44
2010-11	H	W	80-76
	A	L	56-67

**UTAH 7-12**

In Corvallis.....	7-1
In Gill Coliseum.....	4-0
Away Games.....	0-9
Neutral-Site Games.....	0-2
Postseason.....	0-1

**Series Superlatives**

Most OSU Points.....	91
	(91-75) Dec. 7, 1970
Biggest OSU Win.....	18 points
	(74-56) Dec. 4, 1978
Longest OSU Win Streak.....	2
	1940
Longest OSU Home Win Streak.....	2
	1940
Longest OSU Road Win Streak.....	none

1939-40	A	L	37-53
	A	L	20-39
1940-41	H	W	42-37
	H	W	42-36
1948-49	A	L	42-53
1949-50	H	W	53-41
	H	L	42-51
1957-58	H	W	65-63
1958-59	A	L	41-70
	A	L	38-62
1965-66	N	L	64-70
1968-69	A	L	54-86
1970-71	H	W	91-75
1976-77	A	L	75-92
1978-79	H	W	74-56
1982-83	A	L	62-68 ot
1983-84	H	W	62-49
1997-98	N	L	61-69
1999-00	A	L	77-87

**WASHINGTON 136-152**

In Corvallis.....	94-47
In Gill Coliseum.....	44-26
Away Games.....	40-10
Neutral-Site Games.....	2-4
Postseason.....	1-2

**Series Superlatives**

Most OSU Points.....	106
	(106-66) Feb. 18, 1989
Biggest OSU Win.....	40 points
	(106-66) Feb. 18, 1989
Longest OSU Win Streak.....	11
	1977-78 to 1982-83
Longest OSU Home Win Streak.....	12
	1960-61 to 1970-71
Longest OSU Road Win Streak.....	5
	1978-79 to 1982-83

1903-04	H	W	22-19
1909-10	H	W	26-14
1910-11	H	L	21-28
1911-12	A	L	11-13
	A	L	17-20
	H	W	18-12
	H	W	9-8
1912-13	A	L	15-28
	A	L	14-18
	H	W	18-14
	H	W	14-7
1913-14	A	L	24-34
	A	L	9-32
	A	L	10-29
	H	L	18-22
	H	W	20-13
	H	L	15-32
1914-15	A	L	18-20
	A	L	19-25
	H	L	14-26
	H	L	16-26
1915-16	A	L	21-24
	A	W	25-22
	H	W	26-21
	H	W	25-9
1916-17	H	L	20-27
	H	W	27-14
	A	L	3-11
	A	L	13-25
1917-18	A	W	19-8
	A	W	20-8
	H	W	41-9
	H	W	36-12
1918-19	H	W	24-16
	H	W	18-17
	A	L	17-18
	A	L	16-28
1919-20	A	L	20-22
	A	W	20-12
	H	W	31-10
	H	W	17-16
1920-21	A	L	24-29
	A	L	19-47
1921-22	H	L	30-39
	H	L	31-32
	A	W	26-21
	A	W	31-27 ot2
1922-23	H	W	35-28
	A	W	28-25
1923-24	A	L	20-27
	H	W	33-26

1924-25	A	L	17-32
	H	W	27-16
1925-26	H	W	28-21
	A	L	21-29
1926-27	A	L	27-41
	H	W	31-27
1927-28	H	L	22-23
	A	L	26-29
1928-29	A	L	24-35
	H	L	28-37
1929-30	A	W	34-24
	A	L	24-36
	H	W	34-32
	H	W	19-17
1930-31	H	L	23-31
	H	W	37-23
	A	L	30-39
	A	L	26-28
1931-32	A	W	26-24 ot
	A	L	27-30
	H	W	30-14
	H	L	27-32 ot
1932-33	H	W	42-34
	H	L	24-30
	A	W	33-29
	A	W	32-26
1933-34	H	W	25-21
	H	W	28-18
	A	L	21-24
	A	L	26-35
1934-35	A	L	25-30
	A	L	25-30
	H	W	31-26
	H	W	28-17
1935-36	H	L	33-51
	H	L	31-35
	A	L	30-39
	A	L	19-25
	A	L	29-35
1936-37	A	L	31-37
	A	L	28-38
	H	W	28-27
	H	W	40-22
1937-38	H	W	43-28
	H	L	25-27
	A	L	29-37
	A	L	30-40
1938-39	A	L	21-34
	A	L	20-30
	H	L	35-41
	H	W	48-41
1939-40	H	W	45-26
	H	W	49-32
	A	W	46-31
	A	L	35-41
1940-41	A	L	34-40
	A	L	33-34
	H	W	36-23
	H	W	34-28
1941-42	H	W	45-35
	H	L	38-43
	A	L	40-47
	A	W	51-41
1942-43	H	W	42-39
	H	L	39-44
	A	L	33-53
	A	L	35-44

1943-44	H	L	33-38	1964-65	H	W	67-63	1996-97	A	L	72-77	1915-16	A	L	21-23			
	H	L	36-42		A	L	70-79		H	L	78-87		H	W	25-17			
	A	L	30-54		H	W	54-45	1997-98	H	L	55-70	1916-17	H	L	17-28			
	A	L	29-56	1965-66	A	L	44-45		A	L	74-84	1917-18	H	W	36-17			
1944-45	A	L	45-48		H	W	67-59	1998-99	A	L	50-70		H	W	25-12			
	A	L	22-42		A	W	54-43		H	L	69-82	1918-19	H	L	17-36			
	H	W	57-43	1966-67	H	W	61-57	1999-00	A	W	74-57		H	L	9-41			
	H	W	63-43		A	W	69-66		H	W	71-47		A	L	20-31			
1945-46	H	W	53-37	1967-68	A	L	56-68	2000-01	H	W	63-56		A	W	36-31			
	H	W	58-48		H	W	74-72		A	W	83-69	1919-20	H	W	31-11			
	A	L	41-47	1968-69	A	L	42-60	2001-02	A	W	68-53		H	W	26-23			
	A	W	55-36		H	W	82-52		H	L	63-68		A	L	34-50			
1946-47	A	W	59-37	1969-70	N	L	65-85	(P)	2002-03	H	W	82-62		A	L	21-40		
	A	L	44-60		H	W	60-47			A	W	80-72	1920-21	H	W	36-31		
	H	W	56-52 ot		A	L	43-46		2003-04	H	L	99-103 ot		H	L	15-27		
	H	W	84-63	1970-71	A	L	85-93 ot			A	L	79-80		A	L	18-26		
1947-48	H	W	71-63		H	W	71-52		2004-05	A	L	68-108		A	W	35-25		
	H	W	74-55	1971-72	A	L	73-86			H	W	90-73	1921-22	A	W	32-19		
	A	L	26-52		H	L	69-70		2005-06	A	L	65-69		A	W	29-20		
	A	L	23-27	1972-73	H	W	89-63			H	L	63-96	1922-23	H	W	24-15		
	N	L	42-59	(4)	A	L	72-83		2006-07	A	L	74-91		A	L	16-19		
1948-49	N	W	64-62		1973-74	N	L	56-65	(P)		H	W	73-65	1923-24	A	W	24-19	
	A	W	52-50			H	W	87-63		2007-08	A	L	46-69		H	W	28-20	
	A	L	43-54			A	L	63-68			H	L	59-97	1924-25	A	W	18-14	
	H	W	54-44		1974-75	A	W	65-63		2008-09	H	L	59-85		H	W	30-17	
	H	W	49-45			H	W	86-78	#		A	L	60-79	1925-26	H	W	31-24	
1949-50	H	W	56-46		1975-76	A	W	72-70		2009-10	A	L	70-76		A	W	31-20	
	H	L	44-52			H	W	73-64			H	L	70-82	1926-27	H	W	30-19	
	A	L	45-47		1976-77	H	L	76-90			N	L	52-59	(3)	A	W	22-21	
	A	L	54-57			A	L	69-81		2010-11	A	L	72-103		1927-28	H	W	32-14
1950-51	H	L	40-41		1977-78	A	L	61-64			H	W	68-56		A	L	21-28	
	H	W	46-41			H	W	64-60						1928-29	A	L	18-30	
	A	L	38-74		1978-79	A	W	68-66							H	L	26-35	
	A	L	36-40			H	W	75-69						1929-30	H	L	27-40	
1951-52	H	L	37-46		1979-80	H	W	89-84							H	L	27-28	
	H	L	41-49			A	W	82-73							A	L	25-28	
	A	L	56-69		1980-81	A	W	97-91 ot							A	W	29-27	
	A	L	37-54			H	W	89-63						1930-31	A	W	29-23	
1952-53	A	L	54-77		1981-82	H	W	63-43							A	L	24-30	
	A	L	56-68			A	W	55-44							H	W	21-20	
	H	L	53-69		1982-83	H	W	71-52							H	L	30-44	
	H	L	60-73			A	W	60-50						1931-32	A	L	22-31	
1953-54	A	W	61-49		1983-84	A	L	58-72							A	L	22-33	
	A	W	54-51			H	W	64-52							H	L	24-28	
	H	W	70-47		1984-85	A	W	52-45							H	L	26-28	
	H	L	47-51			H	L	45-60						1932-33	A	W	25-22	
1954-55	A	L	57-58 ot		1985-86	H	L	72-73							A	L	20-27	
	H	W	66-38			A	L	55-65							H	W	26-14	
	H	W	70-63		1986-87	H	W	71-50							H	L	31-34ot	
	A	W	55-51			A	L	61-63						1933-34	H	W	28-16	
	A	W	57-43		1987-88	A	L	59-63							H	L	24-26	
1955-56	H	L	58-66			H	W	69-57							A	W	26-23	
	H	L	63-83			N	W	80-61	(3)	1906-07	A	W	30-14		A	L	15-24	
1956-57	H	W	71-58		1988-89	H	W	71-70		1908-09	H	W	30-16	1934-35	H	W	25-19	
	A	L	53-64			A	W	106-66			A	W	16-14		H	W	38-28	
	A	L	51-58		1989-90	H	W	70-63		1909-10	H	L	15-27		A	L	27-30	
1957-58	H	W	81-58			A	L	57-66			H	L	24-27		A	W	36-22	
	A	L	42-45		1990-91	A	W	70-60			A	L	18-29	1935-36	A	W	27-26	
1958-59	H	L	59-69			H	W	80-63		1910-11	H	W	33-9		A	L	31-32	
	A	L	59-75		1991-92	H	W	82-58		1911-12	A	W	19-14		H	W	33-26	
1959-60	A	L	51-57			A	W	77-67			A	W	12-4		H	W	41-26	
	H	L	52-62		1992-93	A	W	73-70			H	W	29-12	1936-37	H	L	20-23	
1960-61	A	L	47-58			H	L	51-61		1912-13	A	L	20-22		A	L	32-37	
	H	W	74-46		1993-94	H	W	75-71 ot			A	L	11-16		H	L	17-22	
1961-62	H	W	55-48			A	L	49-62			H	W	13-4		A	L	23-42	
	A	L	61-73		1994-95	A	L	57-75			H	W	23-20	1937-38	H	L	31-41	
1962-63	A	W	57-45			H	L	63-65		1913-14	H	W	24-12		H	L	21-25	
	H	W	65-48		1995-96	H	W	63-55			H	W	29-12		A	L	29-41ot	
1963-64	H	W	91-60			A	L	40-50		1914-15	A	L	21-23		A	L	25-26ot	
	A	W	67-59								H	W	32-21					

### WASHINGTON STATE 163-119

In Corvallis.....	98-40
In Gill Coliseum.....	53-17
Away Games.....	61-76
Neutral-Site Games.....	4-3
Postseason.....	1-0

### Series Superlatives

Most OSU Points.....	99
..... (99-64) 1971-72	
Biggest OSU Win.....	38 points
..... (69-31) 1957-58	
Longest OSU Win Streak.....	13
..... 1960-61 to 1963-64	
Longest OSU Home Win Streak.....	18
..... 1953-54 to 1966-67	
Longest OSU Road Win Streak.....	6
..... 1961-62 to 1963-64	

1906-07	A	W	30-14
1908-09	H	W	30-16
	A	W	16-14
1909-10	H	L	15-27
	H	L	24-27
	A	L	18-29
1910-11	H	W	33-9
1911-12	A	W	19-14
	A	W	12-4
	H	W	29-12
	H	W	15-5
1912-13	A	L	20-22
	A	L	11-16
	H	W	13-4
	H	W	23-20
1913-14	H	W	24-12
	H	W	29-12
1914-15	A	L	21-23
	H	W	32-21

1938-39	H	L	19-30	1955-56	A	W	59-40	1984-85	A	W	73-57
	H	L	25-38		A	L	52-58		H	W	69-49
	A	L	41-47	1956-57	H	W	65-59	1985-86	H	W	57-54
	A	L	35-42		H	W	70-49		A	W	66-49
1939-40	A	L	40-47	1957-58	H	W	69-31	1986-87	H	W	66-48
	A	W	33-31		A	W	67-62		A	L	63-73
	H	L	37-46	1958-59	A	W	76-66	1987-88	A	L	49-56
	H	W	44-40		H	W	72-58		H	W	62-48
1940-41	H	W	45-39	1959-60	H	W	49-38		N	W	74-68ot2 (3)
	H	W	44-42		A	W	62-59	1988-89	H	W	90-63
	A	L	37-42	1960-61	A	W	76-66		A	W	83-70
	A	W	50-45		A	L	61-72	1989-90	H	W	79-64
1941-42	H	W	52-47ot		H	W	72-47		A	W	83-63
	H	L	45-53		H	W	53-52	1990-91	A	L	77-99
	A	W	36-34	1961-62	N	W	78-66 (P)		H	W	87-85ot
	A	L	48-53		A	W	69-56	1991-92	H	L	69-81
1942-43	A	L	35-44		A	W	68-65		A	L	84-87ot
	A	L	52-55		H	W	62-55	1992-93	A	L	51-56
	H	W	51-35		H	W	63-46		H	W	59-58
	H	W	43-34	1962-63	H	W	74-47	1993-94	H	L	66-81
1943-44	A	L	41-45		H	W	61-50		A	L	64-101
	A	L	35-49		A	W	79-56	1994-95	A	L	75-77
	H	L	45-52		A	W	74-65		H	L	85-94
	H	W	55-44	1963-64	A	W	80-66	1995-96	H	L	62-76
1944-45	H	W	54-32		A	W	75-58		A	L	42-61
	H	W	48-36	1964-65	A	L	53-64	1996-97	A	L	64-80 (S)
	A	L	31-46		H	W	66-51		H	W	61-49
	A	W	45-42ot	1965-66	H	W	68-52	1997-98	H	L	53-69
1945-46	A	W	50-48		A	W	54-47		A	L	68-80
	A	L	34-49	1966-67	H	W	63-61	1998-99	A	L	79-84
	H	W	63-43		A	W	51-49ot		H	W	83-64
	H	W	54-33	1967-68	N	W	62-61 (P)	1999-00	A	W	77-73
1946-47	H	W	52-28		A	L	62-82		H	W	64-56
	H	W	53-30		H	L	76-81ot	2000-01	H	W	67-62
	A	W	51-30	1968-69	N	L	50-51ot (P)		A	L	53-57
	A	L	37-49		A	L	60-61	2001-02	A	W	74-72
1947-48	A	W	49-33		H	L	60-62		H	W	91-55
	A	W	43-38	1969-70	N	L	54-59 (P)	2002-03	H	W	63-48
	H	W	65-49		H	W	80-65		A	L	71-75
	H	W	58-52		A	L	51-86	2003-04	H	W	52-41
1948-49	A	L	41-47	1970-71	A	W	78-73		A	W	65-58
	A	W	42-34		H	W	81-67	2004-05	A	L	45-63
	H	W	52-47	1971-72	A	W	77-71		H	W	58-51
	H	W	51-42		H	W	99-64	2005-06	A	W	59-50
1949-50	H	L	38-42	1972-73	H	W	91-71		H	W	71-62
	H	W	54-53		A	L	64-67	2006-07	A	L	55-70
	A	L	39-53	1973-74	H	L	69-72		H	L	54-58
	A	L	34-51		A	W	76-63	2007-08	A	L	46-69
1950-51	A	L	42-49	1974-75	N	L	65-68 (P)		H	L	57-70
	A	W	57-46		A	W	82-73ot	2008-09	H	L	57-61 ot
	H	W	49-37		H	W	44-41		A	W	54-52
	H	L	38-45	1975-76	A	W	82-73#	2009-10	A	L	60-65
1951-52	H	W	53-48		H	W	69-55		H	W	59-55
	H	L	44-54	1976-77	H	W	61-58	2010-11	A	L	70-84
	A	L	44-56		A	L	62-74		H	L	55-61
	A	L	37-45	1977-78	A	L	58-63				
1952-53	H	W	39-27		H	W	58-46				
	H	L	45-50	1978-79	A	L	61-67				
	A	L	50-56		H	W	66-52				
	A	L	50-64	1979-80	H	W	65-63				
1953-54	H	W	65-41		A	L	51-69				
	H	W	65-54	1980-81	A	W	66-53				
	A	W	51-49		H	W	81-53				
	A	W	62-41	1981-82	H	W	64-48				
1954-55	A	W	68-48		A	W	40-36				
	H	W	70-58	1982-83	H	L	64-76				
	H	W	56-52		A	L	61-63ot				
	A	W	73-61	1983-84	N	W	79-57 (P)				
	A	L	66-68		A	L	65-74				
					H	W	66-55				



# SERIES RESULTS VS. NON-CONFERENCE OPPONENTS

- (1) - NCAA Tournament
- (2) - NIT Tournament
- (3) - Pac-10 Tournament
- (4) - PCC Playoffs
- (5) - CBI
- (L) - game played at Loyola Marymount
- (O) - game played in Oakland
- (P) - game played in Portland
- (S) - game played in Spokane
- # - game forfeited by Oregon State
- % - game forfeited by California

## AIR FORCE 2-0

1958-59	H	W	49-47
1965-66	N	W	53-42 (P)

## ALABAMA 0-1

1998-99	N	L	49-59
---------	---	---	-------

## ALASKA-ANCHORAGE 2-0

1991-92	A	W	80-66
2001-02	A	W	72-63

## ALASKA-FAIRBANKS 0-1

2007-08	A	L	60-62
---------	---	---	-------

## APPALACHIAN STATE 1-0

2000-01	N	W	60-37
---------	---	---	-------

## ARKANSAS 1-0

1948-49	N	W	56-38 (1)
---------	---	---	-----------

## ARKANSAS-PINE BLUFF 1-0

1998-99	H	W	74-56
---------	---	---	-------

## ARKANSAS STATE 1-0

1983-84	N	W	49-40
---------	---	---	-------

## ARMY 2-0

1964-65	N	W	65-64 ot (P)
1973-74	N	W	82-54 (P)

## AZUSA PACIFIC 1-0

1996-97	H	W	79-64
---------	---	---	-------

## BALL STATE 0-1

1989-90	N	L	53-54 (1)
---------	---	---	-----------

## BAYLOR 1-1

1955-56	H	L	57-62
1972-73	N	W	88-54 (P)

## BETHUNE-COOKMAN 2-0

2004-05	H	W	69-56
2006-07	H	W	72-49

## BOISE STATE 7-3

1976-77	H	W	89-68
1977-78	A	L	65-76
1983-84	N	W	61-42 (P)
1984-85	A	W	74-59
1985-86	H	W	60-58 ot
1988-89	A	L	43-53
1989-90	H	W	76-42
1997-98	N	W	71-60
2003-04	H	L	80-82
2004-05	A	W	90-79

## BOSTON UNIVERSITY 2-1

1985-86	N	W	59-55 (P)
1989-90	N	W	86-66 (P)
2009-10	H	L	78-96 (P)

## BRADLEY 7-4

1941-42	A	L	46-47
1942-43	A	L	41-42 ot
1950-51	A	L	74-77
	A	W	75-45
1951-52	H	W	57-53
	H	W	61-55
1981-82	H	W	81-55
1982-83	A	W	76-62
1993-94	H	W	54-42
1994-95	A	L	64-69
1996-97	N	W	72-60 (P)

## BYU 11-4

1927-28	A	W	37-22
1939-40	A	W	57-30
	A	L	42-47
1952-53	H	L	66-69
	H	W	67-65
1956-57	A	W	62-55
1963-64	N	W	68-58 (P)
1966-67	H	W	92-76
1968-69	A	L	64-89
	N	L	64-69 (P)
1970-71	H	W	99-80
1979-80	N	W	86-71 (P)
1980-81	H	W	75-68
1981-82	A	W	56-44
1992-93	N	W	93-79 (P)

## BRIGHAM YOUNG-HAWAII 1-0

1998-99	A	W	50-45
---------	---	---	-------

## BRITISH COLUMBIA 1-0

1963-64	H	W	87-47
---------	---	---	-------

## BUTLER 0-1

1941-42	A	L	29-35
---------	---	---	-------

## CAL POLY SLO 2-1

2001-02	A	L	68-72
2002-03	H	W	81-60
2006-07	H	W	78-65

## CAL STATE BAKERSFIELD 3-0

2007-08	A	W	77-53
2008-09	H	W	65-59
2009-10	H	W	74-39

## CAL STATE CHICO 3-0

1929-30	A	W	42-24
1930-31	A	W	47-29
1999-00	H	W	92-48

## CAL STATE FULLERTON 1-1

2000-01	H	W	68-35
2004-05	H	L	83-85 ot (2)

## CAL STATE LOS ANGELES 1-0

1974-75	H	W	88-75
---------	---	---	-------

## CAL STATE NORTHRIDGE 2-0

1980-81	H	W	78-47
1997-98	H	W	91-79

## CAL STATE SACRAMENTO 5-1

1991-92	H	W	104-89
1997-98	H	W	89-56
2002-03	A	W	62-49
2003-04	H	W	76-73
2004-05	H	W	86-59
2009-10	H	L	63-65

## CANISIUS 2-2

1946-47	A	W	48-40 ot
1947-48	A	W	50-48
1949-50	A	L	45-58
1950-51	A	L	47-59

## CENTRAL MICHIGAN 0-1

1974-75	N	L	87-88 (1)
---------	---	---	-----------

## CHARLOTTE 1-0

2010-11	H	W	83-70
---------	---	---	-------

## CHICAGO STATE 2-0

1986-87	H	W	79-52
1998-99	H	W	87-56

## CINCINNATI 2-4

1962-63	N	L	46-80 (1)
1963-64	N	L	53-57 (P)
	H	W	82-61
1964-65	A	L	56-71
1971-72	H	W	88-68
1973-74	A	L	63-72

## CITY COLLEGE NY 1-2

1942-43	A	W	45-34
1945-46	A	L	27-43
1947-48	A	L	51-58

## CLEMSON 3-1

1979-80	N	W	72-67 (P)
1987-88	N	L	54-69
1988-89	N	W	72-58 (P)
1999-00	N	W	53-35

## COLORADO STATE 2-4

1940-41	N	W	33-31
1963-64	N	W	53-51 (P)
1977-78	N	L	44-49 ot (P)
1998-99	N	L	50-64 (P)
1999-00	A	L	78-83
2007-08	N	L	56-69

## COPPIN STATE 1-0

2002-03	H	W	59-53
---------	---	---	-------

## CREIGHTON 0-4

1927-28	A	L	28-34
	A	L	16-17
1976-77	H	L	68-90
1978-79	A	L	55-69

## DARTMOUTH 1-0

1971-72	N	W	106-72 (P)
---------	---	---	------------

## DENVER 2-1

1940-41	A	W	27-20
1999-00	H	W	70-63
2000-01	A	L	53-54

## DePAUL 0-1

1945-46	A	L	40-59
---------	---	---	-------

## DOANE 1-0

1974-75	H	W	82-69
---------	---	---	-------

## DUKE 0-2

1953-54	N	L	61-71
1962-63	N	L	63-85 (1)

## EAST CAROLINA 0-1

2004-05	N	L	62-64
---------	---	---	-------

## EASTERN MICHIGAN 1-0

1991-92	N	W	87-72
---------	---	---	-------

## EASTERN WASHINGTON 3-0

1979-80	H	W	92-59
1999-00	H	W	78-62
2000-01	H	W	58-50

## ELON 1-0

2004-05	N	W	65-55
---------	---	---	-------

## EVANSVILLE 0-1

1988-89	N	L	90-94 ot (1)
---------	---	---	--------------

## FLORIDA STATE 1-2

1969-70	A	L	68-69
1971-72	N	L	72-73 (P)
1975-76	N	W	78-75 # (P)

## FRESNO STATE 8-7

1923-24	A	W	39-25
1924-25	A	W	19-12
1925-26	A	W	28-22
1982-83	H	L	42-43
	H	L	67-76 (2)
1983-84	A	L	47-60
1984-85	N	W	66-50 (P)
1990-91	H	W	89-76
1991-92	A	L	72-83
1993-94	A	L	62-74
1994-95	H	W	72-67
2005-06	A	L	73-80
2006-07	H	L	69-74
2008-09	A	W	62-54
2009-10	H	W	73-65

## GEORGE WASHINGTON 1-2

1994-95	N	L	70-77 (P)
2009-10	A	W	64-57
2010-11	H	L	79-87

## GEORGETOWN 0-1

1981-82	N	L	45-69 (1)
---------	---	---	-----------

## GEORGIA 1-1

2004-05	N	L	74-76 ot
2005-06	N	W	64-60 (P)

<b>GONZAGA</b>				<b>25-2</b>
1911-12	A	L	11-13	
1914-15	A	W	25-12	
1915-16	A	W	27-15	
1923-24	A	W	27-18	
	H	W	19-11	
1924-25	A	W	22-21	
	H	W	26-13	
1925-26	H	W	32-22	
1926-27		W	36-24	
1927-28		W	44-25	
1928-29		W	36-20	
	A	W	32-30	
1930-31	H	W	43-30	
		W	47-24	
1931-32		L	24-27	
1957-58	H	W	71-63	
1961-62	H	W	78-64	
1962-63	H	W	63-47	
1969-70	H	W	67-53	
1974-75	H	W	84-59	
1977-78	H	W	76-65	
1978-79	A	W	59-58	
1984-85	H	W	62-46	
1986-87	A	W	70-57	
1988-89	H	W	74-51	
1989-90	A	W	82-61	
1991-92	H	W	74-65	
<b>HARVARD</b>				<b>1-0</b>
1970-71	N	W	91-76	(P)
<b>HAWAII</b>				<b>21-7</b>
1939-40	A	W	49-39	
1950-51	A	W	55-43	
1952-53	A	L	58-74	
1953-54	H	W	73-54	
	H	W	55-50	
1954-55	H	W	69-47	
1958-59	H	W	59-40	
1959-60	A	L	51-56	
	A	W	72-46	
1963-64	A	W	71-55	
	A	W	70-44	
1964-65	H	W	92-61	
1965-66	H	W	72-36	
1966-67	A	W	61-56	
	A	W	58-54	
1969-70	H	W	76-56	
1971-72	A	L	71-89	
	A	L	73-76	
1973-74	H	W	86-62	
1974-75	A	W	73-53	
	A	W	63-59	
1976-77	A	W	91-76	
	A	W	96-78	
1979-80	A	W	75-74 ot	
	A	W	92-62	
1984-85	A	L	64-81	
2003-04	A	L	67-70 ot	
2006-07	A	L	41-85	
<b>HAWAII-HILO</b>				<b>2-0</b>
1979-80	A	W	104-80	
1997-98	A	W	79-68	
<b>HAWAII-LOA</b>				<b>1-0</b>
1984-85	A	W	97-49	

<b>HOUSTON</b>				<b>2-0</b>
1965-66	N	W	63-60	(1)
2008-09	H	W	49-45	(5)
<b>HOWARD</b>				<b>3-1</b>
2006-07	H	W	84-67	
2008-09	A	L	45-47	
	H	W	90-54	
2010-11	A	W	84-74	
<b>IDAHO</b>				<b>120-52</b>
1909-10	A	L	25-28	
	A	W	22-15	
	H	W	18-16 ot	
1911-12	A	W	30-11	
	H	W	26-14	
	H	W	20-1	
1912-13	H	W	23-12	
	H	L	20-21	
	A	W	12-10	
	A	W	13-9	
1914-15	A	L	15-18	
	H	L	19-20	
1915-16	A	W	19-17	
	H	W	35-14	
1918-19	A	L	13-39	
	A	L	11-51	
1919-20	A	L	21-30	
1920-21	H	W	24-23 ot	
	H	L	18-29	
1922-23	H	L	22-23	
	A	L	21-36	
1923-24	A	W	23-22 ot	
	H	W	20-16	
1924-25	A	W	19-18	
	H	W	24-15	
1925-26	H	W	31-24	
	A	L	14-23	
1926-27	H	L	28-29	
	A	L	17-24	
1927-28	H	W	31-28	
	A	L	20-22	
1928-29	A	W	23-22	
	H	W	44-39	
1929-30	H	L	23-41	
	H	W	40-27	
	A	W	37-28	
	A	L	30-41	
1930-31	A	W	52-30	
	A	W	41-34	
	H	W	37-24	
	H	W	47-40	
1931-32	H	W	33-31	
	H	W	35-28	
	A	W	24-23	
	A	W	31-26	
1932-33	A	W	32-31 ot	
	A	W	29-25	
	H	W	46-26	
	H	L	26-30	
1933-34	A	L	25-31	
	A	W	32-23	
	H	W	40-14	
	H	L	22-34	
1934-35	H	W	25-18	
	H	W	34-18	
	A	W	26-24	
	A	W	35-27	

1935-36	H	W	31-24
	H	W	45-19
	A	W	22-21
	A	W	33-22
1936-37	H	W	42-17
	H	L	23-30
	A	W	34-30
	A	W	28-23
1937-38	A	L	24-49
	A	L	26-29
	H	L	32-34
	H	L	22-29
1938-39	H	W	42-29
	H	W	35-30
	A	W	48-41
	A	W	32-30
1939-40	H	W	48-36
	H	W	42-38
	A	W	40-28
	A	W	20-18
1940-41	H	W	43-19
	H	W	41-35
	A	L	35-42
	A	W	41-32
1941-42	A	W	47-45 ot
	A	W	34-29
	H	W	49-30
	H	W	53-30
1942-43	A	W	52-49
	A	L	44-56
	H	W	48-32
	H	W	57-51
1943-44	A	W	39-34
	A	W	38-34
	H	W	34-29
	H	W	52-48 ot
1944-45	A	W	43-35
	A	L	31-32
	H	W	50-28
	H	W	44-33
1945-46	H	W	49-40
	H	W	49-45
	A	L	37-42
	A	L	38-43
1946-47	H	W	77-40
	H	W	71-37
	A	L	46-67
	A	W	69-35
1947-48	A	L	43-47
	A	W	59-39
	H	W	52-45
	H	W	58-44
1948-49	H	W	42-31
	H	W	69-53
	A	L	39-51
	A	W	47-35
1949-50	A	W	48-37
	A	W	51-39
	H	W	48-44
	H	W	60-46
1950-51	A	W	51-43
	A	L	38-55
	H	W	34-29
	H	L	31-39
1951-52	A	L	64-65
	A	L	50-74
	H	W	53-49
	H	L	43-46

1952-53	A	L	49-65	
	A	W	59-55	
	H	L	62-64	
	H	W	78-52	
1953-54	H	L	65-70	
	H	W	65-60	
	A	L	55-70	
	A	W	69-53	
1954-55	A	W	59-52	
	A	W	69-63	
	H	W	80-65	
	H	W	67-56	
1955-56	H	L	55-58	
	H	W	69-59	
1956-57	A	L	67-74	
	A	W	81-53	
1957-58	H	W	70-51	
	A	L	55-62	
1958-59	A	W	87-84	
	H	W	46-42	
1959-60	H	W	49-48	
	A	L	56-62	
	H	W	55-53	
1960-61	N	W	63-53	(P)
	H	W	67-52	
	H	W	55-49	
	A	L	57-62	
	A	L	47-54	
1961-62	A	W	74-59	
	A	W	71-68	
	H	L	51-52	
	H	W	65-50	
1962-63	N	W	80-53	(P)
1963-64	H	W	72-46	
	H	W	112-62	
1964-65	A	W	60-48	
1966-67	A	L	56-57	
1971-72	H	W	84-67	
1972-73	A	W	77-59	
1978-79	N	W	100-59	(P)
1981-82	N	L	49-71	(P)
	N	W	60-42	(1)
1982-83	N	L	41-42 ot2	(P)
	H	W	77-59	(2)
1986-87	N	W	79-58	(P)
1999-00	H	W	66-49	
2002-03	H	L	73-76 ot	
<b>IDAHO STATE</b>				<b>2-1</b>
1958-59	A	L	49-55	
1998-99	H	W	63-53	
2007-08	H	W	56-41	
<b>ILLINOIS</b>				<b>0-3</b>
1948-49	N	L	53-57	(1)
1950-51	A	L	51-74	
1990-91	A	L	78-112	
<b>ILLINOIS-CHICAGO</b>				<b>1-1</b>
2009-10	A	L	61-63	
2010-11	H	W	74-54	

<b>INDIANA</b>	<b>6-7</b>
1949-50	H L 60-65
	A L 53-58
1950-51	A L 45-72
1953-54	H L 72-76
	N W 67-51
1957-58	A W 62-51
1958-59	H L 53-57
	H W 73-69
1963-64	H W 70-57
	N W 56-52 (P)
1966-67	N L 60-71 (P)
1973-74	N W 61-48 (P)
1974-75	N L 71-81 (1)

<b>INDIANA-PURDUE FORT WAYNE</b>	<b>3-0</b>
2001-02	H W 84-59
2002-03	A W 78-71
2003-04	H W 57-55

<b>IOWA</b>	<b>5-2</b>
1957-58	A L 67-77
1958-59	H W 72-71
1962-63	N W 61-55
	N W 64-57 (P)
1974-75	N W 97-60 (P)
1983-84	A L 45-56
	H W 53-48

<b>IOWA STATE</b>	<b>0-2</b>
2007-08	H L 64-71 ot
2008-09	A L 50-63

<b>JACKSON STATE</b>	<b>1-0</b>
2003-04	H W 71-59

<b>JAMES MADISON</b>	<b>0-2</b>
1991-92	H L 68-80
1992-93	A L 56-70

<b>KANSAS STATE</b>	<b>3-2</b>
1980-81	N L 48-50 (1)
1984-85	A W 56-55
1988-89	H W 66-48
2002-03	A L 72-90
2003-04	H W 87-82 ot3

<b>KENT STATE</b>	<b>1-0</b>
1997-98	N W 76-68

<b>KENTUCKY</b>	<b>0-3</b>
1966-67	A L 66-96
1970-71	A L 78-84
1975-76	A L 74-82

<b>LAMAR</b>	<b>2-1</b>
1979-80	N L 77-81 (1)
1982-83	N W 76-61 (P)
1987-88	N W 62-44 (P)

<b>LaSALLE</b>	<b>1-0</b>
1991-92	N W 92-80 (P)

<b>LEHIGH</b>	<b>1-0</b>
2001-02	H W 78-55

<b>LONG BEACH STATE</b>	<b>2-2</b>
1990-91	N W 75-72
1995-96	H L 54-65
1996-97	A L 56-68
2000-01	N W 78-66

<b>LONG ISLAND</b>	<b>2-1</b>
1946-47	A L 50-56
1970-71	H W 71-70 ot
1972-73	A W 82-71

<b>LSU</b>	<b>1-5</b>
1963-64	N W 87-57 (P)
1969-70	A L 72-94
	H L 68-76
2000-01	N L 68-78
2006-07	H L 53-60
2007-08	A L 61-67

<b>LOUISIANA TECH</b>	<b>1-1</b>
1986-87	N L 76-93 (P)
1989-90	N W 82-81 (P)

<b>LOUISVILLE</b>	<b>1-1</b>
1981-82	N W 62-56
1987-88	N L 61-70 (1)

<b>LOYOLA (ILL.)</b>	<b>0-1</b>
1927-28	A L 19-29

<b>LOYOLA MARYMOUNT</b>	<b>2-1</b>
1987-88	H W 84-69
1988-89	A W 100-90
1989-90	H L 113-117

<b>MANHATTAN</b>	<b>1-0</b>
1941-42	A W 47-34

<b>MARQUETTE</b>	<b>2-1</b>
1927-28	A L 15-16
1988-89	A W 76-73
1989-90	H W 71-57

<b>MASSACHUSETTS</b>	<b>0-1</b>
1991-92	N L 65-74

<b>MEMPHIS</b>	<b>1-1</b>
1989-90	A L 72-78
1990-91	H W 78-74

<b>MERCER</b>	<b>1-0</b>
2006-07	H W 93-62

<b>MIAMI (FLA.)</b>	<b>1-0</b>
1969-70	A W 86-81

<b>MICHIGAN</b>	<b>2-2</b>
1955-56	H W 84-71
1961-62	N W 89-54 (P)
1967-68	N L 61-80
1972-73	A L 57-68

<b>MICHIGAN STATE</b>	<b>3-3</b>
1939-40	N W 38-33
	N L 26-36
1942-43	A W 33-29
1978-79	N L 57-65 (P)
1983-84	A L 55-56
1988-89	N W 63-58 (P)

<b>MIDDLE TENNESSEE STATE</b>	<b>1-0</b>
1974-75	N W 78-67 (1)

<b>MIDWESTERN STATE</b>	<b>1-0</b>
1982-83	H W 91-55

<b>MINNESOTA</b>	<b>1-6</b>
1949-50	A L 44-60
	H L 41-51
1955-56	N L 60-64
1966-67	N L 54-60 (P)
1972-73	N L 80-83 (P)
1990-91	A L 53-64
1991-92	N W 92-80 (P)

<b>MISSISSIPPI</b>	<b>0-1</b>
1999-00	N L 58-77

<b>MISSISSIPPI STATE</b>	<b>0-1</b>
1995-96	N L 62-76 (P)

<b>MISSISSIPPI VALLEY STATE</b>	<b>1-0</b>
2009-10	H W 76-62

<b>MISSOURI</b>	<b>1-2</b>
1956-57	N L 41-71
1982-83	A L 59-87
1984-85	H W 54-52

<b>MISSOURI STATE</b>	<b>1-1</b>
1991-92	H W 72-63
1992-93	A L 48-63

<b>MONTANA</b>	<b>14-4</b>
1925-26	H W 31-19
	A W 38-15
1926-27	H W 48-35
	A L 25-38
1927-28	H W 31-12
	A L 43-44
1928-29	A W 29-25
	H W 28-26
1937-38	H W 46-36
	H W 43-13
	A W 57-47 ot
	A W 37-28
1959-60	H W 67-52
	H W 78-58
1961-62	A W 82-76
	A L 54-56
1972-73	H W 79-62
2010-11	A L 66-71

<b>MONTANA STATE</b>	<b>2-3</b>
1927-28	A L 36-55
1979-80	H W 105-80
2006-07	H W 72-63
2007-08	H L 59-60
2008-09	H L 79-82 ot

<b>MONTANA STATE-BILLINGS</b>	<b>0-1</b>
1995-96	H L 74-79

<b>NAVY</b>	<b>0-1</b>
1965-66	A L 55-59 ot3

<b>NEBRASKA</b>	<b>6-4</b>
1940-41	H W 61-38
1945-46	A L 40-48
1953-54	H W 83-55

1959-60	H W 63-60
	N W 67-65 (P)
1965-66	A L 63-75
1968-69	H W 79-67
1996-97	A L 67-75
2008-09	H W 64-63
2009-10	A L 44-50

<b>NEVADA</b>	<b>4-5</b>
1921-22	W 44-15
	W 27-15
1922-23	A W 26-11
	A W 15-6
1974-75	A L 74-75
1976-77	H L 51-53
1978-79	H L 61-62 (2)
2006-07	H L 47-75
2008-09	A L 71-79

<b>NEW MEXICO</b>	<b>2-4</b>
1971-72	N W 81-69 (P)
1972-73	H L 79-84 ot
1973-74	A L 75-89
1984-85	H L 65-72
1985-86	A L 63-81
1986-87	A W 85-82 (2)

<b>NEW MEXICO STATE</b>	<b>2-0</b>
1959-60	H W 54-50
1960-61	A W 65-55

<b>NEW ORLEANS</b>	<b>4-1</b>
1982-83	H W 88-71 (2)
1990-91	A L 64-68 ot
1991-92	H W 79-58
1994-95	H W 78-61
1995-96	A W 68-61

<b>NEW YORK UNIVERSITY</b>	<b>1-1</b>
1949-50	A W 49-45
1950-51	A L 65-75

<b>NICHOLLS STATE</b>	<b>0-1</b>
1993-94	N L 86-93

<b>NORTH CAROLINA</b>	<b>1-3</b>
1953-54	N W 65-53
1967-68	N L 61-68 (P)
1977-78	N L 63-94
	A L 64-90

<b>NORTH CAROLINA STATE</b>	<b>1-4</b>
1955-56	A L 54-59
1974-75	A L 73-86
1976-77	N W 71-61 (P)
1992-93	A L 68-69
1993-94	H L 58-66

<b>NORTH CAROLINA-WILMINGTON</b>	<b>1-0</b>
1993-94	N W 77-57 (P)

<b>NORTHEASTERN ILLINOIS</b>	<b>1-1</b>
1996-97	A L 63-78
1997-98	H W 92-60

<b>NORTHERN COLORADO</b>	<b>4-0</b>
2001-02	H W 64-59
2005-06	H W 70-52
2006-07	A W 69-67
2007-08	H W 65-56

<b>NORTHWESTERN</b>				<b>4-1</b>
1951-52	H	W	69-58	
1955-56	N	W	63-61	
1964-65	N	W	67-65	(P)
1975-76	N	L	67-72	(P)
1980-81	N	W	90-70	(P)
<b>NORTHWESTERN STATE</b>				<b>0-1</b>
2005-06	N	L	61-72	
<b>NOTRE DAME</b>				<b>0-2</b>
1984-85	A	L	70-79	(1)
1994-95	N	L	69-72	(P)
<b>NOTRE DAME (CALIF.)</b>				<b>1-0</b>
1998-99	H	W	71-39	
<b>OHIO STATE</b>				<b>1-3</b>
1951-52	H	L	57-61	
1953-54	A	W	62-60	
1991-92	A	L	56-84	
1992-93	N	L	77-85	(P)
<b>OKLAHOMA</b>				<b>0-4</b>
1946-47	N	L	54-56	(1)
1992-93	A	L	75-78	
1993-94	H	L	87-93	
2000-01	N	L	60-78	
<b>OKLAHOMA BAPTIST</b>				<b>0-1</b>
1993-94	N	L	69-85	
<b>OKLAHOMA STATE</b>				<b>5-1</b>
1948-49	N	L	30-55	(1)
1967-68	N	W	49-48	
1970-71	H	W	69-63	
	N	W	84-76	(P)
1971-72	A	W	76-72	
	A	W	70-56	
<b>ORAL ROBERTS</b>				<b>1-1</b>
1976-77	N	L	68-77	(P)
1991-92	H	W	112-87	
<b>PACIFIC (CALIF.)</b>				<b>1-2</b>
1929-30	A	L	24-26	
1992-93	H	W	79-62	
1994-95	A	L	66-72	
<b>PACIFIC (ORE.)</b>				<b>9-1</b>
1902-03		W	25-5	
1906-07	H	W	73-2	
1911-12	H	W	47-5	
1916-17	A	L	25-34	
	H	W	42-9	
1917-18		W	25-14	
		W	38-26	
1923-24	H	W	55-11	
1924-25		W	32-16	
1934-35	H	W	53-11	
<b>PENNSYLVANIA</b>				<b>2-0</b>
1981-82	N	W	102-64	
1984-85	N	W	80-58	(P)
<b>PENN STATE</b>				<b>1-0</b>
1966-67	N	W	64-61	ot2

<b>PEPPERDINE</b>				<b>4-0</b>
1961-62	N	W	69-67	(1)
1980-81	A	W	82-76	
1981-82	H	W	84-69	
	N	W	70-51	(1)
<b>PITTSBURGH</b>				<b>3-0</b>
1950-51	H	W	61-36	
	H	W	53-34	
1981-82	N	W	88-58	(P)
<b>PORTLAND</b>				<b>51-16</b>
1937-38	H	W	39-18	
		W	34-28	
1938-39		W	48-28	
1946-47	A	W	58-38	
	H	W	70-30	
1947-48	A	W	56-45	
	A	W	48-44	
	H	W	64-54	
1948-49	A	W	43-33	
	H	W	70-53	
	N	W	61-45	
1949-50	A	W	51-46	
1950-51	A	L	53-58	
	H	W	65-60	
	A	W	55-43	
1951-52	A	W	52-47	
	A	L	48-75	
	H	L	43-52	
1952-53	A	L	63-68	
	H	W	66-39	
1953-54	H	W	84-65	
1956-57	N	L	55-56	
1957-58	H	W	75-49	
	N	W	64-46	
1959-60	A	W	51-43	
1960-61	H	L	44-47	
	A	W	58-48	
1961-62	H	W	80-63	
	A	W	75-64	
1962-63	A	L	58-67	
	H	W	66-51	
1963-64	A	W	97-68	
	H	W	95-61	
1965-66	H	W	65-43	
	A	W	73-63	
1966-67	H	W	64-44	
	A	L	43-48	
1967-68	H	W	65-56	
	A	L	61-67	
1968-69	A	W	83-59	
	H	W	78-57	
1969-70	H	W	78-62	
1971-72	H	W	88-58	
1973-74	H	W	88-67	
1975-76	N	W	78-71	#
1979-80	A	L	86-94	
1980-81	H	W	92-57	
1981-82	A	L	63-68	
	N	W	61-55	(P)
1982-83	H	W	55-44	
1983-84	A	W	65-49	
1984-85	H	W	69-54	
1985-86	A	L	57-58	
1986-87	H	W	67-51	
1987-88	A	W	74-62	
1988-89	H	W	106-59	
1993-94	H	W	82-78	
1994-95	A	L	71-74	

1995-96	A	L	50-61	
1996-97	H	W	81-64	
2001-02	H	W	74-60	
2002-03	A	W	71-64	
2003-04	H	L	89-97	ot2
2004-05	H	W	66-63	
2005-06	A	L	62-76	
2006-07	H	W	65-48	
2007-08	H	W	67-57	
<b>PORTLAND STATE</b>				<b>11-0</b>
1974-75	H	W	76-70	
1975-76	H	W	106-76	#
1976-77	A	W	89-79	
1977-78	H	W	71-62	
1978-79	H	W	107-67	
1979-80	H	W	92-71	
1980-81	A	W	102-58	
1996-97	H	W	79-60	
1997-98	H	W	67-63	
2001-02	A	W	51-46	
2002-03	H	W	53-50	
<b>PRAIRIE VIEW A&amp;M</b>				<b>3-0</b>
2003-04	H	W	70-53	
2004-05	A	W	67-63	
2005-06	H	W	88-71	
<b>PUGET SOUND</b>				<b>3-0</b>
1972-73	H	W	85-66	
1973-74	H	W	84-50	
1986-87	H	W	70-52	
<b>RHODE ISLAND</b>				<b>1-0</b>
1980-81	N	W	103-55	(P)
<b>RICE</b>				<b>1-1</b>
1956-57	H	L	54-55	
1977-78	N	W	75-58	(P)
<b>ST. BONAVENTURE</b>				<b>1-0</b>
1941-42	A	W	38-33	
<b>ST. JOHN'S</b>				<b>1-1</b>
1980-81	A	W	57-45	
2001-02	N	L	63-66	
<b>ST. JOSEPH'S</b>				<b>1-1</b>
1985-86	N	L	46-64	(P)
1988-89	N	W	89-67	(P)
<b>ST. LOUIS</b>				<b>0-2</b>
1927-28	A	L	23-24	
1966-67	N	L	52-64	(P)
<b>ST. MARTIN'S</b>				<b>1-0</b>
1997-98	H	W	73-61	
<b>ST. MARY'S</b>				<b>3-1</b>
1929-30	A	L	21-29	
	A	W	33-20	
1966-67	H	W	61-40	
1968-69	H	W	63-51	
<b>SAMFORD</b>				<b>1-0</b>
1974-75	H	W	87-66	
<b>SAN DIEGO</b>				<b>1-1</b>
2000-01	A	L	71-80	
2001-02	H	W	65-56	

<b>SAN DIEGO STATE</b>				<b>1-0</b>
1971-72	H	W	96-90	
<b>SAN FRANCISCO</b>				<b>3-7</b>
1930-31	A	L	18-28	
1931-32	A	L	28-40	
1947-48	A	L	42-44	
1954-55	A	L	34-60	
	H	L	56-57	(1)
1956-57	H	W	62-40	
1962-63	N	W	65-61	(1)
1964-65	H	L	58-66	
1967-68	H	L	52-63	
1968-69	A	W	60-50	
<b>SAN JOSE STATE</b>				<b>2-0</b>
1967-68	H	W	67-52	
1986-87	N	W	65-55	(P)
<b>SANTA CLARA</b>				<b>6-4</b>
1929-30	A	W	36-30	
1952-53	H	L	66-68	
	H	W	69-68	
1954-55	H	W	39-34	
	N	L	45-56	
1984-85	A	W	64-62	
1985-86	H	W	77-62	
1994-95	H	W	85-75	
1995-96	N	L	45-50	(P)
1997-98	A	L	55-68	
<b>SEATTLE</b>				<b>15-6</b>
1954-55	H	W	64-59	
	H	W	83-71	(1)
1957-58	H	W	63-55	
1960-61	H	W	67-53	
	N	W	73-65	(P)
1961-62	H	W	82-73	ot2
	A	L	73-74	
	H	W	69-65	ot (1)
1962-63	A	L	58-60	
	H	W	66-60	
	N	W	70-66	(1)
1963-64	A	W	85-79	
	H	W	76-72	
	N	L	57-61	(1)
1975-76	H	W	91-79	#
1976-77	A	L	51-55	
1978-79	N	W	83-74	(P)
2002-03	H	W	81-38	
2008-09	H	W	71-67	
2009-10	H	L	48-99	
2010-11	A	L	80-83	
<b>SEATTLE PACIFIC</b>				<b>3-0</b>
1977-78	H	W	85-54	
1992-93	H	W	69-62	
2008-09	H	W	71-67	
<b>SETON HALL</b>				<b>1-0</b>
1973-74	N	W	88-83	
<b>SIENA</b>				<b>1-0</b>
2004-05	N	W	69-67	
<b>SOUTH CAROLINA STATE</b>				<b>2-0</b>
1999-00	N	W	92-57	
2000-01	H	W	62-46	

<b>SOUTH DAKOTA</b>				<b>1-0</b>
2009-10	N	W	62-47	
<b>SOUTH FLORIDA</b>				<b>1-0</b>
2005-06	N	W	61-56	
<b>SOUTHEASTERN LOUISIANA</b>				<b>0-1</b>
2006-07	H	L	63-65	
<b>SOUTHERN COLORADO</b>				<b>1-0</b>
2000-01	H	W	91-23	
<b>SOUTHERN UTAH</b>				<b>1-0</b>
2001-02	H	W	73-63	
<b>TEMPLE</b>				<b>2-0</b>
1969-70	N	W	65-44	(P)
1972-73	A	W	56-50	
<b>TENNESSEE</b>				<b>3-1</b>
1964-65	N	W	48-27	(P)
1970-71	A	L	61-89	
1989-90	A	W	96-90	ot
1990-91	H	W	82-66	
<b>TENNESSEE STATE</b>				<b>1-0</b>
1982-83	N	W	59-47	(P)
<b>TENNESSEE TECH</b>				<b>1-2</b>
1985-86	N	W	69-54	(P)
2005-06	A	L	62-90	
2007-08	H	L	62-79	
<b>TEXAS</b>				<b>1-4</b>
1956-57	H	L	63-64	
1967-68	N	W	54-42	(P)
1995-96	A	L	54-83	
1996-97	H	L	83-86	
2001-02	N	L	68-78	
<b>TEXAS A&amp;M</b>				<b>2-0</b>
1941-42	N	W	36-30	
1976-77	N	W	80-58	(P)
<b>TEXAS A&amp;M-CORPUS CHRISTI</b>				<b>1-1</b>
1999-00	H	W	82-70	
2009-10	N	L	43-67	
<b>TCU</b>				<b>1-0</b>
1987-88	N	W	63-49	(P)
<b>UTEP</b>				<b>3-2</b>
1985-86	H	L	49-64	
1986-87	A	W	83-72	
2008-09	H	W	75-69	(5)
	A	L	63-70	(5)
	H	W	81-73	(5)
<b>TEXAS-PAN AMERICAN</b>				<b>2-0</b>
2005-06	H	W	78-54	
2010-11	H	W	89-69	
<b>TEXAS SOUTHERN</b>				<b>0-1</b>
2010-11	H	L	60-66	
<b>TEXAS TECH</b>				<b>0-1</b>
2009-10	A	L	60-64	
<b>TEXAS WESLEYAN</b>				<b>1-0</b>
1978-79	H	W	115-59	

<b>TULANE</b>				<b>0-1</b>
1953-54	N	L	70-74	
<b>TULSA</b>				<b>0-1</b>
1998-99	N	L	57-59	
<b>UC DAVIS</b>				<b>1-0</b>
2007-08	A	W	73-59	
<b>UC IRVINE</b>				<b>3-1</b>
1994-95	A	L	73-89	
1995-96	H	W	64-57	
1997-98	A	W	65-43	
1998-99	H	W	80-70	
<b>UC RIVERSIDE</b>				<b>0-1</b>
2000-01	H	L	63-67	
<b>UC SAN DIEGO</b>				<b>2-0</b>
1992-93	H	W	97-39	
1997-98	H	W	116-78	
<b>UC SANTA BARBARA</b>				<b>1-2</b>
1961	A	L	53-62	
1987	H	W	91-85	
1988	A	L	70-71	
<b>UNLV</b>				<b>1-3</b>
1973-74	H	L	59-74	
1975-76	A	L	85-96	
2004-05	A	L	61-86	
2005-06	H	W	69-63	
<b>USC UPSTATE</b>				<b>1-0</b>
2007-08	N	W	65-46	
<b>UT-ARLINGTON</b>				<b>1-0</b>
2010-11	H	W	71-56	
<b>UTAH STATE</b>				<b>8-0</b>
1939-40	A	W	39-38	
	A	W	41-39	
1940-41	A	W	43-26	
	A	W	39-34	
1941-42	N	W	46-30	
1948-49	N	W	52-38	
1975-76	A	W	81-66	#
	H	W	80-64	#
<b>VERMONT</b>				<b>1-0</b>
2008-09	H	W	71-70	ot (5)
<b>VILLANOVA</b>				<b>2-1</b>
1955-56	N	L	63-68	
1965-66	A	W	65-59	ot
1977-78	N	W	58-57	ot (P)
<b>WAKE FOREST</b>				<b>0-1</b>
1977-78	A	L	74-94	
<b>WASHINGTON-ST. LOUIS</b>				<b>1-0</b>
1942-43	A	W	40-32	
<b>WAYNE STATE</b>				<b>1-0</b>
1942-43		W	41-29	

<b>WEBER STATE</b>				<b>3-1</b>
1971-72	H	W	82-75	
1976-77	A	W	76-73	
	N	L	49-61	(P)
1977-78	H	W	74-72	ot
<b>WEST VIRGINIA</b>				<b>0-3</b>
1962-63	N	L	65-70	
1973-74	A	L	74-78	
1983-84	N	L	62-64	(1)
<b>WESTERN ILLINOIS</b>				<b>1-0</b>
1982-83	N	W	91-71	
<b>WESTERN MICHIGAN</b>				<b>2-1</b>
1990-91	H	W	101-76	
1991-92	A	L	76-87	
2005-06	N	W	73-68	
<b>WESTERN OREGON</b>				<b>3-0</b>
1932-33		W	36-24	
1936-37		W	44-24	
2006-07	H	W	71-58	
<b>WICHITA STATE</b>				<b>2-2</b>
1958-59	H	W	72-55	
1972-73	H	W	78-73	
1985-86	A	L	63-66	ot
1987-88	H	L	57-60	
<b>WILLAMETTE</b>				<b>52-11</b>
1901-02	A	L	11-63	
		W	14-10	
1902-03	H	W	13-10	
1903-04	A	L	12-14	
1904-05		W	45-5	
	H	W	22-3	
	A	L	18-19	
1905-06		W	21-7	
1907-08		W	52-13	
		W	28-13	
1909-10		W	38-27	
1910-11		L	15-25	
		L	18-22	
1911-12	H	W	45-9	
	A	W	25-1	
1912-13		W	16-14	
1914-15		W	28-14	
		W	23-14	
1915-16	A	W	17-13	
1917-18	A	W	10-9	
1919-20	A	L	25-26	
	H	W	25-18	
1920-21		L	26-27	
		L	19-36	
1921-22	A	W	50-16	
		W	43-13	
1922-23		W	38-19	
		W	39-13	
1924-25	H	W	45-19	
		W	39-18	
1926-27		W	35-16	
1928-29	A	W	39-31	
		L	21-24	
		W	46-22	
1929-30		W	34-25	
		W	39-36	
1930-31	H	W	35-24	
1931-32		W	42-32	
1932-33		W	38-23	

1933-34		W	41-24	
1934-35		W	34-23	
		W	25-18	
1935-36		W	30-29	
1936-37		L	28-31	
1939-40	A	W	38-20	
	H	W	52-30	
1940-41	N	W	47-43	
1941-42	A	W	44-34	
1942-43	H	W	35-18	
	H	W	46-28	
1943-44	H	W	28-23	
	A	L	27-35	
1944-45	H	W	43-30	
	A	W	36-30	
	H	W	48-31	
	A	W	33-27	
1946-47	H	W	66-29	
	A	W	71-35	
1947-48	H	W	47-41	
1948-49	H	W	63-40	
	A	W	43-41	
1951-52	A	W	64-54	
2003-04	H	W	84-53	
<b>WISCONSIN</b>				<b>2-1</b>
1927-28	A	L	21-36	
1949-50	A	W	49-36	
1960-61	N	W	56-54	(P)
<b>WISCONSIN-PARKSIDE</b>				<b>1-0</b>
1979-80	H	W	74-46	
<b>WYOMING</b>				<b>8-3</b>
1946-47	N	W	63-46	(1)
1948-49	H	W	55-50	
	H	L	52-53	ot
1955-56	H	W	53-46	
	H	L	51-52	
1956-57	A	W	68-65	
1972-73	N	W	81-56	(P)
1977-78	H	W	79-69	
1978-79	A	W	71-56	
1999-00	H	W	83-77	
2000-01	N	L	53-65	
<b>YALE</b>				<b>1-0</b>
1957-58	H	W	79-69	

# NCAA TOURNAMENT APPEARANCES

## NCAA TOURNAMENT (16 APPEARANCES, 12-19 RECORD)

YEAR	DATE	SITE	ROUND	SEEDINGS	RESULT
1947	March 21	Kansas City, Mo.	West Regional Semifinals	—	L Oklahoma 56, Oregon State 54
	March 22	Kansas City, Mo.	West Regional Consolation	—	W Oregon State 63, Wyoming 46
1949	March 18	Kansas City, Mo.	West Regional Semifinals	—	W Oregon State 56, Arkansas 38
	March 19	Kansas City, Mo.	West Regional Final	—	L Oklahoma State 55, Oregon State 30
	March 25	Seattle, Wash.	Final Four — Third Place Game	—	L Illinois 57, Oregon State 53
1955	March 11	Corvallis	West Regional Semifinals	—	W Oregon State 83, Seattle 71
	March 12	Corvallis	West Regional Final	—	L San Francisco 57, Oregon State 56
1962	March 13	Corvallis	West Regional First Round	—	W Oregon State 69, Seattle 65 (OT)
	March 16	Provo, Utah	West Regional Semifinals	—	W Oregon State 69, Pepperdine 67
1963	March 17	Provo, Utah	West Regional Final	—	L UCLA 88, Oregon State 69
	March 11	Eugene, Ore.	West Regional First Round	—	W Oregon State 70, Seattle 66
	March 15	Provo, Utah	West Regional Semifinals	—	W Oregon State 65, San Francisco 61
1964	March 16	Provo, Utah	West Regional Final	—	W Oregon State 83, Arizona State 65
	March 22	Louisville, Ky.	Final Four — National Semifinals	—	L Cincinnati 80, Oregon State 46
	March 23	Louisville, Ky.	Final Four — Third Place Game	—	L Duke 85, Oregon State 63
	March 10	Eugene, Ore.	West Regional First Round	—	L Seattle 61, Oregon State 57
	March 11	Los Angeles, Calif.	West Regional Semifinals	—	W Oregon State 63, Houston 60
1966	March 12	Los Angeles, Calif.	West Regional Final	—	L Utah 70, Oregon State 64
	March 15	Lexington, Ky.	Mideast Regional First Round	—	W Oregon State 78, Middle Tennessee State 67
1975	March 20	Dayton, Ohio	Mideast Regional Semifinals	—	L Indiana 81, Oregon State 71
	March 22	Dayton, Ohio	Mideast Regional Consolation	—	L Central Michigan 88, Oregon State 87
	March 8	Ogden, Utah	West Regional Second Round	(2) Oregon State vs. (10) Lamar	L Lamar 81, Oregon State 77
1981	March 14	Los Angeles, Calif.	West Regional Second Round	(1) Oregon State vs. (8) Kansas State	L Kansas State 50, Oregon State 48
1982	March 14	Pullman, Wash.	West Regional Second Round	(2) Oregon State vs. (7) Pepperdine	W Oregon State 70, Pepperdine 51
	March 18	Provo, Utah	West Regional Semifinals	(2) Oregon State vs. (3) Idaho	W Oregon State 60, Idaho 42
	March 20	Provo, Utah	West Regional Final	(1) Georgetown vs. (2) Oregon State	L Georgetown 69, Oregon State 45
	March 15	Birmingham, Ala.	Mideast Regional First Round	(6) Oregon State vs. (11) West Virginia	L West Virginia 64, Oregon State 62
1985	March 14	South Bend, Ind.	Southeast Regional First Round	(7) Notre Dame vs. (10) Oregon State	L Notre Dame 79, Oregon State 70
1988	March 17	Atlanta, Ga.	Southeast Regional First Round	(5) Louisville vs. (12) Oregon State	L Louisville 70, Oregon State 61
1989	March 15	Salt Lake City, Utah	West Regional First Round	(6) Oregon State vs. (11) Evansville	L Evansville 94, Oregon State 90 (OT)
1990	March 15	Salt Lake City, Utah	West Regional First Round	(5) Oregon State vs. (12) Ball State	L Ball State 54, Oregon State 53

### 1947 NCAA WEST REGIONAL SEMIFINALS

#### OKLAHOMA 56, OREGON STATE 54

#### MARCH 21 AT KANSAS CITY, MO.

Oregon State scoring: Lew Beck 20, Red Rocha 12, Cliff Crandall 8, Dan Torrey 6, Alex Petersen 5, Morris Silver 2, Erland Anderson 1, Frank Roelandt 0, Don Samuel 0.

Oklahoma scoring: Courty 17, Tucker 17, Reich 11, Waters 5, Paine 4, Jones 0, Landon 0, Merchant 0.

Halftime Score: Oklahoma 32, Oregon State 27

### 1947 NCAA WEST REGIONAL CONSOLATION

#### OREGON STATE 63, WYOMING 46

#### MARCH 22 AT KANSAS CITY, MO.

Oregon State scoring: Lew Beck 20, Erland Anderson 10, Red Rocha 9, Cliff Crandall 8, Dan Torrey 6, Alex Petersen 6, Morris Silver 4, Norm Carey 0, Doug Martin 0.

Wyoming scoring: Reese 17, Todrovich 11, Volker 11, Collins 5, Peyton 1, Pilch 1, Bloom 0, Doty 0, Rogers 0.

Halftime Score: Oregon State 32, Wyoming 27

### 1949 NCAA WEST REGIONAL SEMIFINALS

#### OREGON STATE 56, ARKANSAS 38

#### MARCH 18 AT KANSAS CITY, MO.

Oregon State scoring: Dick Ballentyne 13, Cliff Crandall 13, Alex Petersen 10, Bill Harper 7, Dan Torrey 6, Ed Fleming 2, Paul Sliper 2, Harvey Watt 2, Len Rinearson 1, James Catterall 0, Tommy Holman 0, Ray Snyder 0.

Arkansas scoring: Hroton 12, Cathcart 6, Campbell 5, Ambler 4, Rankin 4, Kearns 3, Coleman 2, Hudspeth 2, Williams 2, Adams 0, Price 0.

Halftime Score: Oregon State 21, Arkansas 17

### 1949 NCAA WEST REGIONAL FINAL

#### OKLAHOMA STATE 55, OREGON STATE 30

#### MARCH 19 AT KANSAS CITY, MO.

Oregon State scoring: Cliff Crandall 11, Tommy Holman 4, Alex Petersen 4, Dick Ballentyne 3, Ed Fleming 2, Bill Harper 2, Ray Snyder 2, James Catterall 1, Dan Torrey 1, Len Rinearson 0, Paul Sliper 0, Harvey Watt 0.

Oklahoma State scoring: Harris 23, Shelton 13, Parks 8, Bradley 7, Smith 4, Hayes 0, Hobbs 0, McArthur 0, Pilgram 0, Yates 0.

Halftime Score: Oklahoma State 21, Oregon State 11

### 1949 NCAA FINAL FOUR — THIRD PLACE GAME

#### ILLINOIS 57, OREGON STATE 53

#### MARCH 23 AT SEATTLE, WASH.

Oregon State scoring: Cliff Crandall 18, Dick Ballentyne 8, Alex Petersen 8, Harvey Watt 6, Ed Fleming 5, Ray Snyder 4, Bill Harper 2, Len Rinearson 2, Dan Torrey 0.

Illinois scoring: Osterkorn 17, Eddelman 11, Foley 7, Green 7, Kersulis 7, Erickson 6, Sundrig 2, Anderson 0.

Halftime Score: Illinois 28, Oregon State 19

### 1955 NCAA WEST REGIONAL SEMIFINALS

#### OREGON STATE 83, SEATTLE 71

#### MARCH 11 IN CORVALLIS

Oregon State scoring: Swede Halbook 21, Tony Vlastelica 14, Bill Toole 10, Phil Shadoin 10, Tex Whiteman 9, Jay Dean 7, Reggie Halligan 4, Johnny Jarboe 4, Bob Allord 2, Ron Fundingsland 2, Larry Paulus 0.

Seattle scoring: Godes 16, Stricklin 14, Glowaski 11, Bauer 8, Fuhrer 7, Malone 7, Kelly 6, Vaughn 2, Cox 0.

Halftime Score: Oregon State 50, Seattle 36

**1955 NCAA WEST REGIONAL FINAL  
SAN FRANCISCO 57, OREGON STATE 56  
MARCH 12 IN CORVALLIS**

Oregon State scoring: Swede Halbhook 18, Tony Vlastelica 12, Tex Whiteman 11, Bill Toole 6, Reggie Halligan 5, Ron Robins 4, Johnny Jarboe 0, Phil Shadoin 0.  
San Francisco scoring: Russell 29, Jones 11, Wiebusch 6, Buchanan 4, Perry 4, Mullen 2, Baxter 1, Zannini 0.  
Halftime Score: San Francisco 30, Oregon State 27

**1962 NCAA WEST REGIONAL FIRST ROUND  
OREGON STATE 69, SEATTLE 65 (OT)  
MARCH 13 IN CORVALLIS**

Oregon State scoring: Jay Carty 27, Mel Counts 20, Steve Pauly 11, David Hayward 7, Terry Baker 4, Tim Campbell 0, Bob Jacobson 0, Ray Torgerson 0.  
Seattle scoring: Miles 26, Shaules 16, Butler 8, Dunston 7, Tresvant 4, Brennan 2, Preston 2, Smither 0, Stautz 0.  
Halftime Score: Seattle 29, Oregon State 23  
End of Regulation: Oregon State 59, Seattle 59

**1962 NCAA WEST REGIONAL SEMIFINALS  
OREGON STATE 69, PEPPERDINE 67  
MARCH 16 AT PROVO, UTAH**

Oregon State scoring: Terry Baker 15, Mel Counts 15, Steve Pauly 15, Jay Carty 14, Bob Jacobson 10, Tim Campbell 0, David Hayward 0, Ray Torgerson 0.  
Pepperdine scoring: Warlick 23, Tift 15, Tinsley 13, Dinnel 8, Smith 8, Bridges 0, Dougan 0.  
Halftime Score: Oregon State 35, Pepperdine 30

**1962 NCAA WEST REGIONAL FINAL  
UCLA 88, OREGON STATE 69  
MARCH 17 AT PROVO, UTAH**

Oregon State scoring: Mel Counts 24, Steve Pauly 10, Jay Carty 9, Terry Baker 6, David Hayward 6, Bob Jacobson 5, Ray Torgerson 4, Lynn Baxter 3, Gary Rossi 2, Rex Benner 0, Tim Campbell 0.  
UCLA scoring: Green 23, Hazzard 17, Cunningham 12, Waxman 12, Blackman 7, Slaughter 7, Hicks 4, Gower 2, Rosvall 2, Stewart 2, Huggins 0, Milhorn 0.  
Halftime Score: UCLA 44, Oregon State 30

**1963 NCAA WEST REGIONAL FIRST ROUND  
OREGON STATE 70, SEATTLE 66  
MARCH 11 AT EUGENE, ORE.**

Oregon State scoring: Mel Counts 30, Steve Pauly 13, Terry Baker 9, Frank Peters 8, Jim Jarvis 6, David Hayward 2, Jim Kraus 2, Gary Rossi 0.  
Seattle scoring: Miles 28, Tresvant 16, Smither 9, Williams 8, Dunston 5, Preston 0.  
Halftime Score: Oregon State 35, Seattle 29

**1963 NCAA WEST REGIONAL SEMIFINALS  
OREGON STATE 65, SAN FRANCISCO 61  
MARCH 15 AT PROVO, UTAH**

Oregon State scoring: Mel Counts 22, Terry Baker 21, Frank Peters 9, Jim Jarvis 8, Jim Kraus 3, Steve Pauly 2, Tim Campbell 0.  
San Francisco scoring: E. Thomas 21, Johnson 15, Lee 12, Brovelli 7, Moffatt 4, Brainard 2, Belluomini 0, H. Thomas 0.  
Halftime Score: Oregon State 35, San Francisco 30

**1963 NCAA WEST REGIONAL FINAL  
OREGON STATE 83, ARIZONA STATE 65  
MARCH 16 AT PROVO, UTAH**

Oregon State scoring: Mel Counts 26, Steve Pauly 21, Terry Baker 15, Frank Peters 14, Jim Jarvis 5, Gary Rossi 2, Jim Kraus 0, Ray Torgerson 0.  
Arizona State scoring: Caldwell 17, Cerkvnik 16, Becker 13, Senitza 8, Dairman 6, Howard 3, Disarufino 2.  
Halftime Score: Oregon State 43, Arizona State 38

**1963 NCAA FINAL FOUR — NATIONAL SEMIFINALS  
CINCINNATI 80, OREGON STATE 46  
MARCH 22 AT LOUISVILLE, KY.**

Oregon State scoring: Mel Counts 20, Jim Jarvis 5, Rex Benner 4, Frank Peters 4, Steve Pauly 4, Jim Kraus 3, Gary Rossi 2, Ray Torgerson 2, Tim Campbell 1, David Hayward 1, Terry Baker 0.  
Cincinnati scoring: Wilson 24, Bonham 14, Thacker 14, Yates 12, Cunningham 4, Meyer 3, Abernathy 2, Elsasser 2, Shingleton 2, Smith 2, Heidetting 1.  
Halftime Score: Cincinnati 30, Oregon State 27

**1963 NCAA FINAL FOUR — THIRD PLACE GAME  
DUKE 85, OREGON STATE 63  
MARCH 23 AT LOUISVILLE, KY.**

Oregon State scoring: Mel Counts 25, Steve Pauly 12, Frank Peters 8, Terry Baker 7, Jim Jarvis 7, David Hayward 4, Rex Benner 0, Jim Kraus 0, Ray Torgerson 0.  
Duke scoring: Heyman 22, Schmidt 20, Mullins 14, Tison 11, Harrison 9, Buckley 6, Ferguson 2, Herbster 1, Cox 0, Jamieson 0, Kitching 0.  
Halftime Score: Duke 34, Oregon State 23

**1964 NCAA WEST REGIONAL FIRST ROUND  
SEATTLE 61, OREGON STATE 57  
MARCH 10 AT EUGENE, ORE.**

Oregon State scoring: Mel Counts 27, Scott Eaton 8, Jim Jarvis 8, Frank Peters 6, Terry Dreisewerd 4, Jim Kraus 2, Rick Whelan 2, Lynn Baxter 0, Rex Benner 0.  
Seattle scoring: Heyward 14, Vermillion 13, Williams 12, Wheeler 9, Phillips 7, Tresvand 5, Turney 1, Griffin 0, Tebbs 0.  
Halftime Score: Oregon State 34, Seattle 31

**1966 NCAA WEST REGIONAL SEMIFINALS  
OREGON STATE 63, HOUSTON 60  
MARCH 11 AT LOS ANGELES, CALIF.**

Oregon State scoring: Rick Whelan 24, Loy Petersen 13, Ed Fredenburg 10, Charlie White 10, Scott Eaton 6, Harry Gunner 0.  
Houston scoring: Hamood 18, Hayes 14, Kruse 8, Chaney 6, Grider 6, Apolskis 3, Lentz 3, Ballard 2.  
Halftime Score: Houston 30, Oregon State 28

**1966 NCAA WEST REGIONAL FINAL  
UTAH 70, OREGON STATE 64  
MARCH 12 AT LOS ANGELES, CALIF.**

Oregon State scoring: Charlie White 20, Ed Fredenburg 15, Scott Eaton 13, Rick Whelan 10, Loy Petersen 5, Harry Gunner 1, Ray Carlile 0.  
Utah scoring: Chambers 33, Tate 16, Jackson 10, Ockel 5, MacKay 4, Black 2.  
Halftime Score: Utah 41, Oregon State 24

**1975 NCAA MIDEAST REGIONAL FIRST ROUND  
OREGON STATE 78, MID. TENNESSEE ST. 67  
MARCH 15 AT LEXINGTON, KY.**

Oregon State scoring: Lonnie Shelton 23, Don Smith 15, Doug Oxsen 11, Paul Miller 10, Roosevelt Daniel 6, George Tucker 3, Tim Hennessey 2, Leon Jordan 2, Rickey Lee 2, Charlie Neal 2, Brad Woolrich 2, Steve Bakke 0, Mark Gregg 0, Carl Runyon 0.  
Middle Tennessee State scoring: Sorrell 23, Martin 18, Darcus 11, Sisneros 10, Peeler 5, Allen 0, Bonner 0, Collins 0, Malcolm 0, Taylor 0  
Halftime Score: Oregon State 30, Middle Tennessee State 19

**1975 NCAA MIDEAST REGIONAL SEMIFINALS  
INDIANA 81, OREGON STATE 71  
MARCH 20 AT DAYTON, OHIO**

Oregon State scoring: Don Smith 14, Paul Miller 9, Roosevelt Daniel 8, Rickey Lee 8, George Tucker 8, Lonnie Shelton 7, Charlie Neal 6, Doug Oxsen 4, Carl Runyon 4, Tim Hennessey 3.  
Indiana scoring: Green 34, Benson 23, Wilkerson 10, Buckner 6, Laskowski 4, Crews 2, Radford 2, Abernathy 0, Ahlfeld 0, Haymore 0, Kamstra 0, May 0, Noort 0, Wisman 0.  
Halftime Score: Indiana 48, Oregon State 27

**1975 NCAA MIDEAST REGIONAL CONSOLATION  
CENTRAL MICHIGAN 88, OREGON STATE 87  
MARCH 22 AT DAYTON, OHIO**

Oregon State scoring: Don Smith 18, Paul Miller 16, George Tucker 13, Charlie Neal 10, Lonnie Shelton 10, Rickey Lee 8, Doug Oxsen 8, Roosevelt Daniel 4.  
Central Michigan scoring: Roundfield 25, McElroy 21, Drake 10, Helminck 9, Alexander 7, Davis 6, Kaeding 4, McClain 4, Parks 2, Cicotte 0.  
Halftime Score: Central Michigan 49, Oregon State 41

**1980 NCAA WEST REGIONAL SECOND ROUND  
LAMAR 81, OREGON STATE 77  
MARCH 8 AT OGDEN, UTAH**

Oregon State scoring: Steve Johnson 24, Ray Blume 22, Rob Holbrook 10, Mark Radford 9, William Brew 8, Dwayne Allen 2, Tony Martin 2, Vince Hinchon 0, Bill McShane 0, Jeff Stoutt 0.  
Lamar scoring: Davis 18, Olliver 18, Brooks 15, Kea 11, Lewis 11, Williams 8, Rutler 0.  
Halftime Score: Lamar 42, Oregon State 35

**1981 NCAA WEST REGIONAL SECOND ROUND  
KANSAS STATE 50, OREGON STATE 48  
MARCH 14 AT LOS ANGELES, CALIF.**

Oregon State scoring: Steve Johnson 16, Ray Blume 10, Mark Radford 8, Lester Conner 6, Jeff Stoutt 4, Charlie Sitton 4, Rob Holbrook 0, Bill McShane 0.  
Kansas State scoring: Blackman 14, Adams 12, Nealy 11, Galvao 8, Reed 5, Barton 0, Craft 0, Jankovich 0, Reid 0.  
Halftime Score: Oregon State 26, Kansas State 19

**1982 NCAA WEST REGIONAL SECOND ROUND**

**OREGON STATE 70, PEPPERDINE 51**

**MARCH 14 AT PULLMAN, WASH.**

Oregon State scoring: Danny Evans 18, Lester Conner 16, Charlie Sitton 14, William Brew 9, A.C. Green 8, Rob Holbrook 4, Jeff Wilson 1, Jamie Stangel 0, Alan Tait 0.

Pepperdine scoring: Phillips 16, Suttle 10, Bond 9, Sadler 6, Anger 4, Wilson 4, Netherton 2, Gondrezick 0, McCollum 0, Stevens 0.

Halftime Score: Oregon State 33, Pepperdine 27

**1982 NCAA WEST REGIONAL SEMIFINALS**

**OREGON STATE 60, IDAHO 42**

**MARCH 18 AT PROVO, UTAH**

Oregon State scoring: Lester Conner 24, Charlie Sitton 16, A.C. Green 8, Danny Evans 6, Rob Holbrook 4, William Brew 2, Alan Tait 0, Jamie Stangel 0, Jeff Wilson 0, Greg Wiltjer 0.

Idaho scoring: Herbert 12, Hopson 10, Kellerman 10, Owens 7, Prigge 2, Smith 1, Haatvedt 0, Haskins 0, Mahen 0, Murchison 0, Ross 0, Watkins 0.

Halftime Score: Oregon State 31, Idaho 25

**1982 NCAA WEST REGIONAL FINAL**

**GEORGETOWN 69, OREGON STATE 45**

**MARCH 20 AT PROVO, UTAH**

Oregon State scoring: Lester Conner 13, Charlie Sitton 12, A.C. Green 10, Danny Evans 8, Rob Holbrook 2, Alan Tait 0, William Brew 0, Jamie Stangel 0, Greg Wiltjer 0.

Georgetown scoring: Floyd 22, Ewing 13, Brown 9, Spriggs 8, Jones 7, Hancock 4, E. Smith 4, Kaull 2, Blaylock 0, Blue 0, Martin 0, G. Smith 0.

Halftime Score: Georgetown 42, Oregon State 25

**1984 NCAA MIDEAST REGIONAL FIRST ROUND**

**WEST VIRGINIA 64, OREGON STATE 62**

**MARCH 15 AT BIRMINGHAM, ALA.**

Oregon State scoring: A.C. Green 18, Charlie Sitton 15, Steve Woodside 12, Alan Tait 10, Darrin Houston 4, Darryl Flowers 2, Tyrone Miller 1, Jamie Stangel 0.

West Virginia scoring: Odom 15, Rowe 11, Blaney 10, Brown 8, Kearney 8, King 8, Crawl 4, Pinckney 0.

Halftime Score: Oregon State 31, West Virginia 28

**1985 NCAA SOUTHEAST REGIONAL FIRST ROUND**

**NOTRE DAME 79, OREGON STATE 70**

**MARCH 14 AT NOTRE DAME, IND.**

Oregon State scoring: A.C. Green 26, Darryl Flowers 13, Darrin Houston 12, Tyrone Miller 10, Steve Woodside 5, Eric Knox 4, Dean Derrah 0, Pat Giusti 0, Mark Kaska 0.

Notre Dame scoring: Rivers 21, Price 16, Hicks 14, Royal 12, Kempton 9, Dolan 7, Barlow 0, Duff 0, Voce 0.

Halftime Score: Notre Dame 35, Oregon State 26

**1988 NCAA SOUTHEAST REGIONAL FIRST ROUND**

**LOUISVILLE 70, OREGON STATE 61**

**MARCH 17 AT ATLANTA, GA.**

Oregon State scoring: Earl Martin 20, Bill Sherwood 17, Gary Payton 12, Will Brantley 8, Eric Knox 4, Bob Cavell 0, Allan Celestine 0, Shawn Freeman 0, Joe Harge 0.

Louisville scoring: Ellison 23, Crook 22, Smith 10, Williams 6, Payne 5, Spencer 4, Abram 0.

Halftime Score: Oregon State 28, Louisville 28

**1989 NCAA WEST REGIONAL FIRST ROUND**

**EVANSVILLE 94, OREGON STATE 90 (OT)**

**MARCH 15 AT SALT LAKE CITY, UTAH**

Oregon State scoring: Gary Payton 31, Will Brantley 17, Eric Knox 12, Lamont McIntosh 12, Teo Alibegovic 10, Earl Martin 8, Bob Cavell 0, Allan Celestine 0.

Evansville scoring: Haffner 26, Hill 21, Godfreid 19, Crafton 13, Shreffler 13, Bomba 2, Blab 0, Mack 0.

Halftime Score: Oregon State 39, Evansville 37

End of Regulation: Oregon State 78, Evansville 78

**1990 NCAA WEST REGIONAL FIRST ROUND**

**BALL STATE 54, OREGON STATE 53**

**MARCH 15 AT SALT LAKE CITY, UTAH**

Oregon State scoring: Gary Payton 11, Scott Haskin 9, Charles McKinney 9, Teo Alibegovic 7, Will Brantley 6, Earl Martin 6, Bob Cavell 3, Karl Anderson 2, Allan Celestine 0.

Ball State scoring: Thompson 24, Kidd 9, McCurdy 9, Butts 7, Miller 4, Spicer 1, Cross 0, Muller 0, Parrish 0.

Halftime Score: Oregon State 30, Ball State 29



# NATIONAL INVITATIONAL TOURNAMENT (NIT) APPEARANCES

## NATIONAL INVITATIONAL TOURNAMENT (4 APPEARANCES, 3-4 RECORD)

YEAR	DATE	SITE	ROUND	RESULT
1979	March 7	Corvallis	First Round	L Nevada 62, Oregon State 61
1983	March 16	Corvallis	First Round	W Oregon State 77, Idaho 59
	March 21	Corvallis	Second Round	W Oregon State 88, New Orleans 71
	March 24	Corvallis	Third Round	L Fresno State 76, Oregon State 67
1987	March 13	Albuquerque, N.M.	First Round	W Oregon State 85, New Mexico 82
	March 17	Corvallis	Second Round	L California 65, Oregon State 62
2005	March 16	Corvallis	First Round	L Cal State Fullerton 85, Oregon State 83 (OT)

### 1979 NIT FIRST ROUND

#### NEVADA 62, OREGON STATE 61 MARCH 7 AT CORVALLIS, ORE.

Oregon State scoring: Steve Johnson 22, Ray Blume 16, Mark Radford 13, Tony Martin 9, Rob Holbrook 1, Dwayne Allen 0, Jeff Stoutt 0, Steve Smith 0

Nevada scoring: Mike Gray 27, Edgar Jones 16, Johnny High 7, Mike Stallings 6, Steve Hunter 4, Mike Longero 2, Thaxter Arterberry 0

Halftime Score: Oregon State 33, Nevada 29

### 1983 NIT FIRST ROUND

#### OREGON STATE 77, IDAHO 59 MARCH 16 AT CORVALLIS, ORE.

Oregon State scoring: Charlie Sitton 21, Danny Evans 18, Steve Woodside 18, William Brew 7, Alan Tait 7, A.C. Green 2, Darryl Flowers 2, Andy Mott 2, Tyrone Miller 0, Jamie Stangel 0, Jeff Wilson 0, Brett Starr 0

Idaho scoring: Brian Kellerman 21, Kelvin Smith 12, Phil Hopson 8, Pete Prigge 6, Stan Arnold 6, Zane Frazier 6, Joe Sweeney 0, Freeman Watkins 0, Ben Ross 0, Pete Reitz 0

Halftime Score: Idaho 35, Oregon State 32

### 1983 NIT SECOND ROUND

#### OREGON STATE 88, NEW ORLEANS 71 MARCH 21 AT CORVALLIS, ORE.

Oregon State scoring: A.C. Green 18, Danny Evans 15, Charlie Sitton 15, Alan Tait 14, Darryl Flowers 13, William Brew 5, Steve Woodside 4, Jamie Stangel 4, Andy Mott 0, Tyrone Miller 0, Jeff Wilson 0, Brett Starr 0

New Orleans scoring: Mark Petteway 14, Claude Butler 12, Oscar Taylor 10, Eugene Washington 10, Lester Beans 8, Acie Sanders 7, Terrence Breaux 6, John Harris 2, Wade Blundell 2, Tim Peyton 0

Halftime Score: Oregon State 44, New Orleans 28

### 1983 NIT THIRD ROUND

#### FRESNO STATE 76, OREGON STATE 67 MARCH 24 AT CORVALLIS, ORE.

Oregon State scoring: Danny Evans 16, Charlie Sitton 15, A.C. Green 9, William Brew 9, Darryl Flowers 8, Steve Woodside 4, Alan Tait 2, Andy Mott 2, Jamie Stangel 2

Fresno State scoring: Bernard Thompson 26, Ron Anderson 22, Mitch Arnold 10, Desi Barmore 8, Tyrone Bradley 8, Omel Nieves 2, Cleave Lewis 0, Dave Mosebar 0

Halftime Score: Oregon State 29, Fresno State 28

### 1987 NIT FIRST ROUND

#### OREGON STATE 85, NEW MEXICO 82 MARCH 13 AT ALBUQUERQUE, N.M.

Oregon State scoring: Gary Payton 18, Jose Ortiz 17, Bill Sherwood 16, Eric Knox 15, Earl Martin 11, Joe Harge 4, Brian Brundage 4, Todd Thomas 0, Troy Berry 0

New Mexico scoring: Hunter Greene 29, Kelvin Scarborough 29, Rob Loeffel 10, Mike Winters 7, Kelly Graves 7, Darrell McGee 0, George Adams 0

Halftime Score: Oregon State 43, New Mexico 37

### 1987 NIT SECOND ROUND

#### CALIFORNIA 65, OREGON STATE 62 MARCH 17 AT CORVALLIS, ORE.

Oregon State scoring: Jose Ortiz 25, Eric Knox 14, Gary Payton 13, Earl Martin 7, Todd Thomas 3, Bill Sherwood 0, Joe Harge 0, Shawn Freeman 0, Troy Berry 0, Brian Brundage 0

California scoring: Kevin Johnson 28, Dave Butler 12, Jon Wheeler 12, Bryant Wilson 8, Eddie Javius 3, Chris Washington 2, Hartmut Ortmann 0, Keith Smith 0, Jeff Huling 0

Halftime Score: California 40, Oregon State 35

### 2005 NIT FIRST ROUND

#### CAL STATE FULLERTON 85, OREGON STATE 83 (OT) MARCH 16 AT CORVALLIS, ORE.

Oregon State scoring: David Lucas 26, Nick DeWitz 18, J.S. Nash 15, Chris Stephens 12, Lamar Hurd 6, Jason Fontenet 5, Kenny Hooks 1, Kyle Jeffers 0, Sasa Cuic 0

Cal State Fullerton scoring: Ralph Holmes 27, Bobby Brown 27, Yaphett King 11, Jamaal Brown 11, Jermaine Harper 9, Justin Burns 0, Vershan Cottrell 0

Halftime Score: Cal State Fullerton 51, Oregon State 35

# COLLEGE BASKETBALL INVITATIONAL (CBI) APPEARANCES

## COLLEGE BASKETBALL INVITATIONAL (2 APPEARANCES, 5-2 RECORD)

YEAR	DATE	SITE	ROUND	RESULT
2009	March 18	Corvallis	First Round	W Oregon State 49, Houston 45
	March 23	Corvallis	Quarterfinals	W Oregon State 71, Vermont 70 (OT)
	March 25	Corvallis	Semifinals	W Oregon State 65, Stanford 62 (OT)
	March 30	Corvallis	Championship Series	W Oregon State 75, UTEP 69
	April 1	El Paso, Texas	Championship Series	L UTEP 70, Oregon State 63
	April 3	El Paso, Texas	Championship Series	W Oregon State 81, UTEP 73
2010	March 17	Corvallis	First Round	L Boston University 96, Oregon State 78

### 2009 CBI FIRST ROUND

#### OREGON STATE 49, HOUSTON 45

#### MARCH 18 AT CORVALLIS, ORE.

Oregon State scoring: Daniel Deane 14, Omari Johnson 11, Seth Tarver 6, Roeland Schaftenaar 6, Calvin Haynes 6, Rickey Claitt 3, Lathen Wallace 3, Josh Tarver 0, Calvin Hampton 0

Houston scoring: Kelvin Lewis 18, Zamal Nixon 12, Aubrey Coleman 9, Marcus Cousin 4, DaShaun Williams 2, Qa'rraan Calhoun 0, Sean Coleman 0, Desmond Wade 0, Nick Mosley 0, Horace McGloster 0

Halftime Score: Houston 19, Oregon State 16

### 2009 CBI QUARTERFINALS

#### OREGON STATE 71, VERMONT 70 (OT)

#### MARCH 23 AT CORVALLIS, ORE.

Oregon State scoring: Calvin Haynes 19, Roeland Schaftenaar 14, Lathen Wallace 12, Rickey Claitt 10, Seth Tarver 8, Josh Tarver 8, Kevin McShane 0, Omari Johnson 0, Daniel Deane 0

Vermont scoring: Marqus Blakely 17, Mike Trimboli 15, Joey Accaoui 12, Maurice Joseph 7, Colin McIntosh 6, Nick Vier 6, Garvey Young 5, Evan Fjeld 2, Jordan Clarke 0, Garrett Kissel 0

Halftime Score: Vermont 38, Oregon State 36

### 2009 CBI SEMIFINALS

#### OREGON STATE 65, STANFORD 62 (OT)

#### MARCH 25 AT CORVALLIS, ORE.

Oregon State scoring: Lathen Wallace 16, Roeland Schaftenaar 14, Calvin Haynes 10, Seth Tarver 8, Rickey Claitt 7, Josh Tarver 5, Omari Johnson 5, Daniel Deane 0

Stanford scoring: Anthony Goods 20, Lawrence Hill 14, Landry Fields 11, Kenny Brown 5, Mitch Johnson 4, Jeremy Green 3, Drew Shiller 3, Josh Owens 2, Jack Trotter 2

Halftime Score: Oregon State 28, Stanford 26

### 2009 CBI CHAMPIONSHIP SERIES

#### OREGON STATE 75, UTEP 69

#### MARCH 30 AT CORVALLIS, ORE.

Oregon State scoring: Roeland Schaftenaar 19, Lathen Wallace 18, Seth Tarver 17, Rickey Claitt 13, Josh Tarver 4, Calvin Haynes 3, Joey McConnell 1, Kevin McShane 0, Kyle Bjornstad 0, Calvin Hampton 0, Omari Johnson 0, Daniel Deane 0

UTEP scoring: Randy Culpepper 20, Stefon Jackson 17, Arnett Moultrie 16, Wayne Portalatin 8, Gabriel McCulley 5, Julyan Stone 3, Jason Jones 0, Isaac Gordon 0, Chano Rashiduddin 0

Halftime Score: Oregon State 35, UTEP 29

### 2009 CBI CHAMPIONSHIP SERIES

#### UTEP 70, OREGON STATE 63

#### APRIL 1 AT EL PASO, TEXAS

Oregon State scoring: Roeland Schaftenaar 17, Calvin Haynes 10, Lathen Wallace 9, Seth Tarver 8, Omari Johnson 6, Daniel Deane 6, Josh Tarver 5, Rickey Claitt 2, Clavin Hampton 0

UTEP scoring: Stefon Jackson 28, Randy Culpepper 17, Arnett Moultrie 12, Julyan Stone 7, Gabriel McCulley 6, Wayne Portalatin 0, Jason Jones 0, Isaac Gordon 0, Chano Rashiduddin 0

Halftime Score: Oregon State 35, UTEP 30

### 2009 CBI CHAMPIONSHIP SERIES

#### OREGON STATE 81, UTEP 73

#### APRIL 3 AT EL PASO, TEXAS

Oregon State scoring: Rickey Claitt 28, Lathen Wallace 14, Roeland Schaftenaar 12, Omari Johnson 9, Josh Tarver 6, Seth Tarver 5, Daniel Deane 5, Calvin Haynes 2, Kyle Bjornstad 0, Joey McConnell 0

UTEP scoring: Stefon Jackson 26, Arnett Moultrie 19, Randy Culpepper 16, Wayne Portalatin 4, Julyan Stone 4, Jason Jones 2, Chano Rashiduddin 2, Isaac Gordon 0, Gabriel McCulley 0

Halftime Score: Oregon State 34, UTEP 26

### 2010 CBI FIRST ROUND

#### BOSTON UNIVERSITY 96, OREGON STATE 78

#### MARCH 17 AT CORVALLIS, ORE.

Oregon State scoring: Jared Cunningham 21, Calvin Haynes 15, Lathen Wallace 15, Roeland Schaftenaar 12, Seth Tarver 7, Angus Brandt 4, Joe Burton 2, Omari Johnson 2, Kevin McShane 0, Chris Richard 0, Josh Tarver 0, Daniel Deane 0

Boston University scoring: John Holland 26, Carlos Strong 22, Tyler Morris 18, Corey Lowe 12, Jake O'Brien 11, Jeff Pelage 5, Valdas Sirutis 2, Mike Schulze 0, Tunde Agboola 0, Brendan Sullivan 0, Sherrod Smith 0

Halftime Score: Boston University 46, Oregon State 27

# PAC-10 TOURNAMENT APPEARANCES

## PAC-10 TOURNAMENT (12 APPEARANCES, 6-12 RECORD)

YEAR	DATE	SITE	ROUND	SEEDINGS	RESULT
1987	March 6	Los Angeles, Calif. (Pauley)	Quarterfinals	(4) California vs. (5) Oregon State	L California 64, Oregon State 57
1988	March 11	Tucson, Ariz. (McKale)	Quarterfinals	(2) Oregon State vs. (10) Washington	W Oregon State 80, Washington 61
	March 12	Tucson, Ariz. (McKale)	Semifinals	(2) Oregon State vs. (6) Washington State	W Oregon State 74, Washington State 68 (OT)
	March 13	Tucson, Ariz. (McKale)	Championship	(1) Arizona vs. (2) Oregon State	L Arizona 93, Oregon State 67
1989	March 10	Los Angeles, Calif. (Forum)	Quarterfinals	(4) Oregon State vs. (5) California	W Oregon State 79, California 66
	March 11	Los Angeles, Calif. (Forum)	Semifinals	(1) Arizona vs. (4) Oregon State	L Arizona 98, Oregon State 87
1990	March 9	Tempe, Ariz. (Wells Fargo)	Quarterfinals	(1) Oregon State vs. (8) Arizona State	L Arizona State 83, Oregon State 75
2003	March 13	Los Angeles, Calif. (Staples)	Quarterfinals	(3) California vs. (6) Oregon State	L California 69, Oregon State 46
2005	March 10	Los Angeles, Calif. (Staples)	Quarterfinals	(4) UCLA vs. (5) Oregon State	W Oregon State 79, UCLA 72
	March 11	Los Angeles, Calif. (Staples)	Semifinals	(1) Arizona vs. (5) Oregon State	L Arizona 90, Oregon State 59
2006	March 8	Los Angeles, Calif. (Staples)	First Round	(8) Arizona State vs. (9) Oregon State	W Oregon State 71, Arizona State 68
	March 9	Los Angeles, Calif. (Staples)	Quarterfinals	(1) UCLA vs. (9) Oregon State	L UCLA 79, Oregon State 47
2007	March 7	Los Angeles, Calif. (Staples)	First Round	(8) California vs. (9) Oregon State	L California 70, Oregon State 51
2008	March 12	Los Angeles, Calif. (Staples)	First Round	(7) Arizona vs. (10) Oregon State	L Arizona 87, Oregon State 56
2009	March 11	Los Angeles, Calif. (Staples)	First Round	(8) Oregon State vs. (9) Stanford	L Stanford 62, Oregon State 54
2010	March 11	Los Angeles, Calif. (Staples)	First Round	(3) Washington vs. (6) Oregon State	L Washington 59, Oregon State 52
2011	March 9	Los Angeles, Calif. (Staples)	First Round	(8) Stanford vs. (9) Oregon State	W Oregon State 69, Stanford 67
	March 10	Los Angeles, Calif. (Staples)	Quarterfinals	(1) Arizona vs. (9) Oregon State	L Arizona 78, Oregon State 69

### 1987 PAC-10 QUARTERFINALS

#### CALIFORNIA 64, OREGON STATE 57

#### MARCH 6 AT LOS ANGELES, CALIF.

Oregon State scoring: Jose Ortiz 23, Eric Knox 10, Gary Payton 9, Earl Martin 6, Brian Brundage 4, Troy Berry 3, Joe Harge 2, Shawn Freeman 0, Todd Thomas 0.

California scoring: Johnson 15, Wheeler 14, Walton 13, Butler 8, Washington 8, Javius 2, Ortmann 2, Smith 2, Koenitzer 0.  
Halftime Score: California 28, Oregon State 17

### 1988 PAC-10 QUARTERFINALS

#### OREGON STATE 80, WASHINGTON 61

#### MARCH 11 AT TUCSON, ARIZ.

Oregon State scoring: Earl Martin 26, Eric Knox 22, Gary Payton 19, Will Brantley 8, Bill Sherwood 5, Bob Cavell 0, Allan Celestine 0, Joe Harge 0, Shawn Freeman 0.

Washington scoring: West 16, Hayward 12, Sanor 11, Morrell 7, Rescascener 6, Howard 4, Robinson 3, Lautenbach 2, Brady 0, Jenkins 0, Watling 0, Wilson 0.

Halftime Score: Oregon State 37, Washington 27

### 1988 PAC-10 SEMIFINALS

#### OREGON STATE 74, WASHINGTON STATE 68 (20T)

#### MARCH 12 AT TUCSON, ARIZ.

Oregon State scoring: Gary Payton 25, Eric Knox 19, Bill Sherwood 11, Earl Martin 10, Will Brantley 9, Bob Cavell 0, Shawn Freeman 0, Joe Harge 0.

Washington State scoring: Sanders 26, Evans 10, Wright 10, Anderson 9, Rowe 7, Wright 6, Hodgors 0, Kidd 0.

Halftime Score: Oregon State 20, Washington State 16

End of Regulation: Oregon State 48, Washington State 48

End of First Overtime: Oregon State 55, Washington State 55

### 1988 PAC-10 CHAMPIONSHIP GAME

#### ARIZONA 93, OREGON STATE 67

#### MARCH 13 AT TUCSON, ARIZ.

Oregon State scoring: Earl Martin 25, Gary Payton 14, Eric Knox 10, Will Brantley 7, Bob Cavell 3, Joe Harge 3, Allan Celestine 2, Shawn Freeman 2, John Patton 1, Johan Reinalda 0, Marcellus Wright 0.

Arizona scoring: Elliott 20, Cook 19, Kerr 15, Tolbert 12, Mason 11, McMillan 7, Turner 7, Lofton 2, Bergman 0, Buechler 0, Muehlebach 0.

Halftime Score: Arizona 42, Oregon State 28

### 1989 PAC-10 QUARTERFINALS

#### OREGON STATE 79, CALIFORNIA 66

#### MARCH 10 AT LOS ANGELES, CALIF.

Oregon State scoring: Eric Knox 27, Gary Payton 21, Will Brantley 15, Teo Alibegovic 6, Lamont McIntosh 6, Earl Martin 4, Bob Cavell 0, Allan Celestine 0, Scott Haskin 0.

California scoring: Taylor 16, Fisher 13, Elleby 12, Smith 11, Beeuwsaert 4, Ortmann 4, Drew 2, Harrell 2, Walton 2, Brigham 0, Reyes 0.

Halftime Score: Oregon State 31, California 18

### 1989 PAC-10 SEMIFINALS

#### ARIZONA 98, OREGON STATE 87

#### MARCH 11 AT LOS ANGELES, CALIF.

Oregon State scoring: Gary Payton 25, Eric Knox 23, Will Brantley 15, Earl Martin 8, Lamont McIntosh 6, Teo Alibegovic 5, Allan Celestine 2, Scott Haskin 2, Bob Cavell 1, Kevin Grant 0.

Arizona scoring: Elliott 29, Cook 24, Buechler 11, Muehlebach 10, Othick 8, Lofton 6, Rooks 4, David 2, Curry 2, Mason 2, Womack 0.

Halftime Score: Arizona 52, Oregon State 38

### 1990 PAC-10 QUARTERFINALS

#### ARIZONA STATE 83, OREGON STATE 75

#### MARCH 9 AT TEMPE, ARIZ.

Oregon State scoring: Gary Payton 31, Charles McKinney 18, Will Brantley 11, Teo Alibegovic 7, Scott Haskin 6, Allan Celestine 2, Karl Anderson 0, Earl Martin 0, Lamont McIntosh 0.

Arizona State scoring: I. Austin 19, A. Austin 17, Camper 12, Becker 10, Anderson 9, Lewis 8, Redhair 8.

Halftime Score: Oregon State 36, Arizona State 33

### 2003 PAC-10 QUARTERFINALS

#### CALIFORNIA 69, OREGON STATE 46

#### MARCH 13 AT LOS ANGELES, CALIF.

Oregon State scoring: Brian Jackson 12, Philip Ricci 7, David Lucas 6, J.S. Nash 5, Lamar Hurd 4, Jimmie Haywood 3, Floyd North III 3, Mike Cokely 2, Derek Potter 2, Kevin Field 0, Vic Remmers 0, Chris Stephens 0, Sal Vance 0.

California scoring: Midgley 12, Wethers 11, Shipp 10, Tamir 9, Famulener 5, Diggs 4, Hughes 4, Smith 4, Bond 3, Benson 0, Forehan-Kelly 0, Paris 0, Smith 0, Vildardell 0.

Halftime Score: California 25, Oregon State 23

### 2005 PAC-10 QUARTERFINALS

#### OREGON STATE 79, UCLA 72

#### MARCH 10 AT LOS ANGELES, CALIF.

Oregon State scoring: Chris Stephens 17, Nick DeWitz 15, Sasa Cuic 12, David Lucas 11, Jason Fontenet 10, Kyle Jeffers 6, J.S. Nash 5, Lamar Hurd 3, Kenny Hooks 0.

UCLA scoring: Thompson 21, Farmer 16, Shipp 13, Afflalo 10, Hollins 9, Fey 2, Morrison 1, McKinney 0.

Halftime Score: Oregon State 45, UCLA 30

**2005 PAC-10 SEMIFINALS****ARIZONA 90, OREGON STATE 59****MARCH 11 AT LOS ANGELES, CALIF.**

Oregon State scoring: David Lucas 15, J.S. Nash 14, Nick DeWitz 10, Sasa Cuic 9, Kyle Jeffers 8, Jason Fontenet 3, Kenny Hooks 0, Lamar Hurd 0, Marcel Jones 0, Derek Potter 0, Vic Remmers 0, Chris Stephens 0.

Arizona scoring: Frye 17, Stoudamire 17, McClellan 15, Adams 14, Shakur 10, Radenovic 8, Rodgers 5, Brase 2, Dillon 2, Brielmaier 0, Fox 0, Verdejo 0,

Halftime Score: Arizona 40, Oregon State 35

**2006 PAC-10 FIRST ROUND****OREGON STATE 71, ARIZONA STATE 68****MARCH 8 AT LOS ANGELES, CALIF.**

Oregon State scoring: Kyle Jeffers 20, Chris Stephens 14, Jason Fontenet 11, Marcel Jones 9, Jack McGillis 8, Angelo Tsagarakis 5, Sasa Cuic 4, Brett Casey 0, Michael Johnson 0, Wesley Washington 0.

Arizona State scoring: Kevin Kruger 22, Bryson Krueger 16, Serge Angounou 9, Tyrone Jackson 7, Jeff Pendergraph 7, Antwi Atuahene 5, Craig Austin 2.

Halftime Score: Arizona State 38, Oregon State 30

**2006 PAC-10 QUARTERFINALS****UCLA 79, OREGON STATE 47****MARCH 9 AT LOS ANGELES, CALIF.**

Oregon State scoring: Marcel Jones 19, Jason Fontenet 6, Wesley Washington 6, Chris Stephens 5, Kyle Jeffers 3, Michael Johnson 3, Jack McGillis 3, Angelo Tsagarakis 2, Brett Casey 0, Liam Hughes 0.

UCLA scoring: Hollins 17, Afflalo 16, Roll 9, Farmer 7, Bozeman 6, Rubin 6, Aboya 5, Collison 5, Mbah a Moute 4, Mata 2, Wright 2, Fey 0, Robinson 0.

Halftime Score: UCLA 38, Oregon State 27

**2007 PAC-10 FIRST ROUND****CALIFORNIA 70, OREGON STATE 51****MARCH 7 AT LOS ANGELES, CALIF. (STAPLES CENTER)**

Oregon State scoring: Marcel Jones 21, Vojin Sviljar 8, Josh Tarver 7, Kyle Jeffers 5, Michael Johnson 4, Jack McGillis 4, Seth Tarver 2, Sasa Cuic 0, Calvin Hampton 0, Roeland Schaftenaar 0, Angelo Tsagarakis 0, Wesley Washington 0.

California scoring: Anderson 27, Ubaka 10, Wilkes 10, Randle 8, Viermeisel 8, Robertson 3, Christopher 2, Harrison 2, Armstrong 0, Fang 0, Liss 0, Pribble 0.

Halftime Score: California 43, Oregon State 25

**2008 PAC-10 FIRST ROUND****ARIZONA 87, OREGON STATE 56****MARCH 12 AT LOS ANGELES, CALIF.**

Oregon State scoring: Lathen Wallace 19, Calvin Haynes 10, Marcel Jones 7, Roeland Schaftenaar 5, Sean Carter 4, Seth Tarver 3, Josh Tarver 2, Rickey Claitt 2, Calvin Hampton 2, Omari Johnson 2, Joey McConnell 0, Kyle Bjornstad 0

Arizona scoring: Hill 16, Wise 15, Bayless 15, Budinger 14, McClellan 10, Johnson 5, Horne 4, Bagga 2, Dillon 2, Brielmaier 2, Walters 2, Tangara 0, Onobun 0

Halftime Score: Arizona 59, Oregon State 21

**2009 PAC-10 FIRST ROUND****STANFORD 62, OREGON STATE 54****MARCH 11 AT LOS ANGELES, CALIF.**

Oregon State scoring: Lathen Wallace 18, Roeland Schaftenaar 12, Calvin Haynes 7, Rickey Claitt 6, Daniel Deane 5, Josh Tarver 4, Seth Tarver 2, Calvin Hampton 0, Omari Johnson 0

Stanford scoring: Anthony Goods 23, Landry Fields 13, Lawrence Hill 12, Mitch Johnson 4, Josh Owens 4, Kenny Brown 3, Will Paul 3, Jeremy Green 0, Drew Shiller 0, Jack Trotter 0

Halftime Score: Oregon State 28, Stanford 21

**2010 PAC-10 FIRST ROUND****WASHINGTON 59, OREGON STATE 52****MARCH 11 AT LOS ANGELES, CALIF.**

Oregon State scoring: Roeland Schaftenaar 17, Jared Cunningham 15, Angus Brandt 6, Seth Tarver 6, Omari Johnson 5, Calvin Haynes 2, Kevin McShane 0, Josh Tarver 0.

Washington scoring: Isaiah Thomas 15, Matt Bryan-Amaning 10, Elston Turner 10, Quincy Poindexter 9, Venoy Overton 7, Justin Holiday 5, Abdul Gaddy 3, Scott Suggs 0, Tyreese Breshers 0, Darnell Gant 0

Halftime Score: Oregon State 31, Washington 22

**2011 PAC-10 FIRST ROUND****OREGON STATE 69, STANFORD 67****MARCH 9 AT LOS ANGELES, CALIF.**

Oregon State scoring: Jared Cunningham 24, Devon Collier 19, Ahmad Starks 15, Joe Burton 7, Omari Johnson 2, Roberto Nelson 2, Kevin McShane 0, Angus Brandt 0

Stanford scoring: Jeremy Green 25, Dwight Powell 11, Anthony Brown 11, Jarrett Mann 7, Josh Owens 6, Jack Trotter 4, John Gage 2, Andrew Zimmermann 1, Aaron Bright 0, Gabriel Harris 0, Josh Huestis 0

Halftime Score: Oregon State 26, Stanford 18

**2011 PAC-10 QUARTERFINALS****ARIZONA 78, OREGON STATE 69****MARCH 10 AT LOS ANGELES, CALIF.**

Oregon State scoring: Jared Cunningham 23, Ahmad Starks 17, Joe Burton 9, Devon Collier 9, Angus Brandt 5, Omari Johnson 2, Roberto Nelson 2, Lathen Wallace 2, Kevin McShane 0, Chris Brown 0, Calvin Haynes 0, Daniel Deane 0, Daniel Jones 0

Arizona scoring: Derrick Williams 22, Kevin Parrom 13, Lamont Jones 13, Solomon Hill 9, Jesse Perry 7, Jamelle Horne 5, Jordin Mayes 4, Kyle Fogg 3, Kyryl Natyazhoko 2, Brendon Lavender 0

Halftime Score: Arizona 40, Oregon State 37

# OREGON STATE POSTSEASON RECORDS

## ALL POSTSEASON GAMES

### INDIVIDUAL RECORDS

POINTS..... 31, Gary Payton vs. Evansville (1989 NCAA)  
31, Gary Payton vs. Arizona State (1990 Pac-10)  
30, Mel Counts vs. Seattle (1963 NCAA)

REBOUNDS..... 21, Mel Counts vs. Pepperdine (1962 NCAA)  
19, Mel Counts vs. Seattle (1964 NCAA)  
18, Mel Counts vs. Duke (1963 NCAA)  
18, Steve Johnson vs. Lamar (1980 NCAA)

ASSISTS..... 10, Gary Payton vs. Arizona (1988 Pac-10)  
10, Gary Payton vs. Evansville (1989 NCAA)

FIELD GOALS MADE..... 13, Mel Counts vs. Seattle (1963 NCAA)  
13, David Lucas vs. CS Fullerton (2005 NIT)

### THREE-POINT FIELD

GOALS MADE ..... 5, Rickey Claitt at UTEP (2009 CBI)  
5, Lathen Wallace vs. UTEP (2009 CBI)  
5, Gary Payton vs. Arizona State (1990 Pac-10)

### FREE THROWS

MADE ..... 15, Jared Cunningham vs. Stanford (2011 Pac-10)  
15, Mel Counts vs. Seattle (1964 NCAA)

### FREE THROWS

ATTEMPTED ..... 20, J. Cunningham vs. Stanford (2011 Pac-10)

BLOCKED SHOTS..... 4, David Lucas vs. CS Fullerton (2005 NIT)

STEALS..... 7, Charlie Neal vs. MTSU (1975 NCAA)

MINUTES..... 50, Earl Martin vs. Washington St. (1988 Pac-10)  
50, Gary Payton vs. Washington St. (1988 Pac-10)

### TEAM RECORDS

POINTS..... 90 vs. Evansville (1989 NCAA)

FIELD GOAL PCT..... .619 vs. Houston (1966 NCAA)

THREE POINT FIELD GOALS..... 12 at UTEP (2009 CBI)

### THREE-POINT FIELD

GOALS ATTEMPTED..... 27 vs. CS Fullerton (2005 NIT)

FREE THROWS..... 25 vs. Stanford (2011 Pac-10)

FREE THROWS ATTEMPTED..... 35 vs. Stanford (2011 Pac-10)

REBOUNDS ..... 62 vs. Pepperdine (1962 NCAA)

PERSONAL FOULS..... 28 vs. Seattle (1964 NCAA)

ASSISTS..... 29 vs. Central Michigan (1975 NCAA)

BLOCKED SHOTS..... 6 vs. MTSU (1975 NCAA)  
6 vs. CS Fullerton (2005 NIT)

STEALS..... 19 vs. MTSU (1975 NCAA)

## NCAA TOURNAMENT

### INDIVIDUAL RECORDS

POINTS..... 31, Gary Payton vs. Evansville, 3/15/89  
30, Mel Counts vs. Seattle, 3/11/63  
27, Jay Carty vs. Seattle, 3/13/62  
27, Mel Counts vs. Seattle, 3/10/64

REBOUNDS..... 21, Mel Counts vs. Pepperdine, 3/16/62  
19, Mel Counts vs. Seattle, 3/10/64  
18, Mel Counts vs. Duke, 3/23/63  
18, Steve Johnson vs. Lamar, 3/8/80

ASSISTS..... 10, Gary Payton vs. Evansville, 3/15/89  
8, Gary Payton vs. Louisville, 3/17/88

FIELD GOALS MADE..... 13, Mel Counts vs. Seattle, 3/11/63

### THREE-POINT FIELD

GOALS MADE ..... 3, Charles McKinney vs. Ball State, 3/15/90

FREE THROWS MADE..... 15, Mel Counts vs. Seattle, 3/10/64

### FREE THROWS

ATTEMPTED ..... 18, Mel Counts vs. Seattle, 3/10/64

BLOCKED SHOTS..... 2, Lonnie Shelton vs. MTSU, 3/15/75  
..... 2, Steve Johnson vs. Kansas State, 3/14/81

STEALS..... 7, Charlie Neal vs. MTSU, 3/15/75

MINUTES..... 45, Gary Payton vs. Evansville, 3/15/89

### TEAM RECORDS

POINTS..... 90 vs. Evansville, 3/15/89

FIELD GOAL PCT..... .619 vs. Houston, 3/11/66

THREE POINT FIELD GOALS..... 6 vs. Ball State, 3/15/90

### THREE-POINT FIELD

GOALS ATTEMPTED..... 14 vs. Ball State, 3/15/90

FREE THROWS..... 24 vs. Pepperdine, 3/13/82

FREE THROWS ATTEMPTED ..... 31 vs. Seattle, 3/11/55  
31 vs. Pepperdine, 3/13/82

REBOUNDS..... 62 vs. Pepperdine, 3/16/62

PERSONAL FOULS..... 28 vs. Seattle, 3/10/64

ASSISTS..... 29 vs. Central Michigan, 3/22/75

BLOCKED SHOTS..... 6 vs. MTSU, 3/15/75

STEALS..... 19 vs. MTSU, 3/15/75

## PAC-10 TOURNAMENT

### INDIVIDUAL RECORDS

POINTS..... 31, Gary Payton vs. Arizona State, 3/9/90  
27, Eric Knox vs. California, 3/10/89  
26, Earl Martin vs. Washington, 3/11/88

REBOUNDS..... 14, Joe Burton vs. Stanford, 3/9/11  
12, David Lucas vs. Arizona, 3/11/05  
10, Scott Haskin vs. Arizona State, 3/9/90

ASSISTS..... 10, Gary Payton vs. Arizona, 3/13/88  
8, Gary Payton vs. Washington, 3/11/88  
8, Gary Payton vs. California, 3/10/89

FIELD GOALS MADE..... 12, Earl Martin vs. Washington, 3/11/88  
12, Gary Payton vs. Arizona State, 3/9/90

### THREE-POINT FIELD

GOALS MADE ..... 5, Gary Payton vs. Arizona State, 3/9/90

### FREE THROWS

MADE ..... 15, Jared Cunningham vs. Stanford, 3/9/11

### FREE THROWS

ATTEMPTED ..... 20, Jared Cunningham vs. Stanford, 3/9/11

BLOCKED SHOTS..... 3, Brian Jackson vs. California, 3/13/03  
3, Nick DeWitz vs. UCLA, 3/10/05  
3, Liam Hughes vs. UCLA, 3/9/06

STEALS..... 6, Jared Cunningham vs. Arizona, 3/10/11

MINUTES..... 50, Earl Martin vs. WSU, 3/12/88  
50, Gary Payton vs. WSU, 3/21/88

### TEAM RECORDS

POINTS..... 87 vs. Arizona, 3/11/89

FIELD GOAL PCT..... .542 vs. Washington, 3/11/88

THREE POINT FIELD GOALS..... 10 vs. Arizona State, 3/9/90

### THREE-POINT FIELD

GOALS ATTEMPTED ..... 25 vs. Arizona State, 3/9/90  
25 vs. California, 3/7/07

FREE THROWS..... 25 vs. Stanford, 3/9/11

FREE THROWS ATTEMPTED ..... 35 vs. Stanford, 3/9/11

REBOUNDS..... 42 vs. Stanford, 3/9/11

PERSONAL FOULS..... 24 vs. Arizona, 3/11/89

ASSISTS..... 20 vs. Arizona, 3/13/88

BLOCKED SHOTS..... 7 vs. UCLA, 3/9/06

STEALS..... 12 vs. California, 3/10/89

# HONORS AND AWARDS

## ALL-AMERICANS

Players listed are those who were mentioned on any type of All-America team.

- 1916 – Adolph Sieberts
- 1922 – Marshall Hjelte
- 1924 – Slats Gill
- 1925 – Carlos Steele
- 1930 – Buck Grayson
- 1933 – Ed Lewis
- 1936 – Wally Palmberg
- 1942 – John Mandic
- 1943 – Don Durdan
- 1947 – Lew Beck

- Red Rocha
- 1948 – Cliff Crandall
- 1949 – Cliff Crandall
- 1955 – Swede Halbrook

- Tony Vlastelica
- 1957 – Dave Gambee
- 1958 – Dave Gambee
- 1959 – Lee Harman
- 1963 – Mel Counts
- 1964 – Mel Counts
- 1965 – Jim Jarvis
- 1966 – Charlie White
- 1972 – Freddie Boyd
- 1980 – Ray Blume
- 1980 – Steve Johnson
- 1981 – Steve Johnson
- 1982 – Lester Conner
- 1983 – Charlie Sitton
- 1984 – Charlie Sitton
- 1985 – A.C. Green
- 1987 – Jose Ortiz
- 1990 – Gary Payton

## NATIONAL COACH OF THE YEAR

- 1981 – Ralph Miller (UPI, AP, USBWA)
- 1982 – Ralph Miller (AP)

## DISTRICT COACH OF THE YEAR

- 2009 – Craig Robinson (USBWA)

## OLYMPIANS

- 1948 – Lew Beck, USA (gold)
- 1964 – Mel Counts, USA (gold)
- 1988 – Jose Ortiz, Puerto Rico
- 1992 – Jose Ortiz, Puerto Rico
- 1996 – Gary Payton, USA (gold)
- Jose Ortiz, Puerto Rico
- 2000 – Gary Payton, USA (gold)
- 2004 – Jose Ortiz, Puerto Rico

## NAISMITH MEMORIAL BASKETBALL

### HALL OF FAME

- 1968 – Slats Gill (coach)
- 1988 – Ralph Miller (coach)

## PAC-10 PLAYER OF THE YEAR

- 1981 – Steve Johnson
- 1982 – Lester Conner
- 1984 – A.C. Green
- 1987 – Jose Ortiz
- 1990 – Gary Payton

## CONFERENCE COACH OF THE YEAR

- 1966 – Paul Valenti
- 1975 – Ralph Miller
- 1981 – Ralph Miller
- 1989 – Ralph Miller (co)
- 1990 – Jim Anderson

## PAC-10 DEFENSIVE PLAYER OF THE YEAR

- 1987 – Gary Payton
- 2010 – Seth Tarver

## PAC-10 FRESHMAN OF THE YEAR

- 1987 – Gary Payton

## FRED HESSLER AWARD

### (PAC-10 TOP NEWCOMER)

- 2005 – Nick DeWitz

## PAC-10 CONFERENCE

### HALL OF HONOR

- 2002 – Gary Payton
- 2003 – Slats Gill
- 2004 – Mel Counts
- 2005 – Ed Lewis
- 2006 – Ralph Miller
- 2007 – Steve Johnson
- 2008 – “Red” Rocha
- 2009 – Paul Valenti
- 2010 – Dave Gambee
- 2011 – Charlie White

## PAC-10 ALL-FRESHMAN TEAM

- 1985 – Eric Knox
- 1987 – Gary Payton
- 1988 – Will Brantley
- 1997 – Corey Benjamin
- Carson Cunningham
- 1998 – Deaundra Tanner
- 2000 – Brian Jackson
- 2003 – Lamar Hurd (hm)
- 2005 – Sasa Cuic (hm)

## PAC-10 ALL-NEWCOMER TEAM

Awarded from 1981-1983 and 1993-1999.

- 1981 – Lester Conner
- Charlie Sitton
- 1982 – A.C. Green
- 1983 – Darryl Flowers
- Steve Woodside
- 1993 – Mustapha Hoff
- 1994 – Stephane Brown
- 1995 – Vladimir Heredia
- 1996 – Markee Brown
- 1997 – Terrill Woods
- 1999 – Josh Steintal

## ALL PACIFIC-10 CONFERENCE

From 1979 to present.

- 1979 – Steve Johnson
- 1980 – Ray Blume
- Steve Johnson
- 1981 – Ray Blume
- Steve Johnson
- Mark Radford
- 1982 – Lester Conner
- Charlie Sitton

- 1983 – A.C. Green
- Charlie Sitton
- 1984 – A.C. Green
- Charlie Sitton

- 1985 – A.C. Green
- 1986 – Jose Ortiz
- 1987 – Jose Ortiz
- 1988 – Gary Payton
- 1989 – Gary Payton
- 1990 – Gary Payton
- 1991 – Teo Alibegovic
- 1992 – Scott Haskin
- 1993 – Scott Haskin
- 1995 – Brent Barry
- 1999 – Deaundra Tanner
- 2003 – Philip Ricci
- 2004 – David Lucas
- 2005 – David Lucas
- 2010 – Calvin Haynes (2nd)
- 2011 – Jared Cunningham (2nd)

## ALL-PACIFIC-8 CONFERENCE

In existence from 1969-1978.

- 1972 – Freddie Boyd
- 1975 – Lonnie Shelton
- 1977 – Rocky Smith
- 1978 – Rickey Lee

## ALL-AAWU CONFERENCE

In existence from 1960-1968.

- 1965 – Jim Jarvis
- 1966 – Charlie White

## ALL-PACIFIC COAST CONFERENCE

In existence from 1916-1959.

- 1916 – Ira Mix
- Adolph Sieberts
- 1917 – Adolph Sieberts
- 1918 – Clarence Krueger
- Howard Ray
- Henry Rearden
- 1922 – Slats Gill
- Marshall Hjelte
- Dick Stinson (2nd)
- 1923 – Slats Gill (2nd)
- Marshall Hjelte (2nd)
- 1924 – Slats Gill
- Carlos Steele (2nd)
- 1925 – Howard Ridings
- Carlos Steele
- 1926 – Fred Diwokoy (2nd)
- 1927 – Bill Burr (2nd)
- 1928 – Bill Burr (2nd)

- 1931 – Kenny Fagans (2nd)
- 1933 – Ed Lewis
- Forrest O’Connell (2nd)
- 1935 – George Hibbard
- Wally Palmberg (2nd)
- 1936 – Wally Palmberg
- 1940 – Al Hunter
- Frank Mandic (2nd)
- 1941 – John Mandic (2nd)
- 1942 – John Mandic
- Don Durdan (2nd)
- 1943 – Lew Beck (2nd)
- 1945 – Red Rocha
- 1946 – Red Rocha
- 1947 – Lew Beck
- Red Rocha
- Morrie Silver (2nd)
- 1948 – Cliff Crandall
- 1949 – Cliff Crandall
- Dick Ballantyne (2nd)
- 1954 – Swede Halbrook
- 1955 – Swede Halbrook
- 1957 – Dave Gambee
- 1958 – Dave Gambee
- 1959 – Lee Harman

## ALL-NORTHERN DIVISION

In existence from 1923-1955.

- 1923 – Slats Gill
- Marshall Hjelte (2nd)
- 1924 – Slats Gill
- Carlos Steele (2nd)
- 1925 – Harold Ridings
- Carlos Steele
- Pete Stoddard (2nd)
- 1926 – Fred Diwokoy (2nd)
- Ray Graap (2nd)
- 1927 – Ray Graap
- Bill Burr (2nd)
- 1928 – Bill Burr
- 1929 – Rod Ballard (2nd)
- 1930 – Buck Grayson (2nd)
- 1931 – Kenny Fagans
- Rod Ballard (2nd)
- 1933 – Ed Lewis
- Forest O’Connell
- 1934 – Fred MacDonald
- George Hibbard (2nd)
- Carl Lenchitsky (2nd)
- 1935 – George Hibbard
- Wally Palmberg
- 1936 – Wally Palmberg
- 1937 – Hub Tuttle (2nd)
- 1939 – Frank Mandic (2nd)
- 1940 – Al Hunter
- Frank Mandic
- 1941 – John Mandic
- 1942 – John Mandic
- Don Durdan (2nd)
- Sam Dement (2nd)
- 1943 – Lew Beck
- 1944 – Allen Anderson
- 1945 – Red Rocha

1946	–	Red Rocha
1947	–	Low Beck
		Red Rocha
		Cliff Crandall (2nd)
		Morrie Silver (2nd)
1948	–	Cliff Crandall
		Norm Carey (2nd)
1949	–	Cliff Crandall
		Bill Harper (2nd)
1950	–	Bob Payne (2nd)
1951	–	Bob Payne
1952	–	Danny Johnston
1954	–	Swede Halbrook
1955	–	Swede Halbrook

#### PAC-10 ALL-ACADEMIC

1986	–	Steve Woodside
1988	–	Bill Sherwood
1990	–	Teo Alibegovic
1991	–	Teo Alibegovic
1995	–	J.D. Vetter
1996	–	J.D. Vetter
2000	–	Jason Heide
		Josh Steintal
2004	–	Lamar Hurd (hm)
2005	–	Jim Hanchett
		Lamar Hurd (2nd)
2006	–	Lamar Hurd
		Angelo Tsagarakis (hm)
2007	–	Angelo Tsagarakis (2nd)
2008	–	Roeland Schaftenaar (2nd)
2009	–	Roeland Schaftenaar (2nd)
2010	–	Roeland Schaftenaar
2011	–	Angus Brandt
		Rhys Murphy

#### PAC-10 PLAYER OF THE WEEK

1/3/1984	–	A.C. Green
2/20/1984	–	Charlie Sitton
3/12/1984	–	Green & Sitton
12/17/1984	–	A.C. Green
12/31/1984	–	A.C. Green
12/16/1985	–	Darrin Houston
1/6/1986	–	Jose Ortiz
12/1/1986	–	Jose Ortiz
1/26/1987	–	Jose Ortiz
1/11/1988	–	Eric Knox
2/29/1988	–	Gary Payton
3/7/1988	–	Gary Payton
11/28/1988	–	Gary Payton
1/23/1989	–	Gary Payton
2/13/1989	–	Gary Payton
12/4/1989	–	Gary Payton
12/11/1989	–	Gary Payton
1/2/1990	–	Gary Payton
2/26/1990	–	Gary Payton
1/7/1991	–	Teo Alibegovic
12/2/1991	–	Chad Scott
12/30/1991	–	Chad Scott
2/17/1992	–	Scott Haskin
1/11/1993	–	Scott Haskin
1/18/1993	–	Scott Haskin
12/12/1994	–	Brent Barry
3/6/1995	–	Brent Barry
1/20/1997	–	Corey Benjamin
1/26/1998	–	Corey Benjamin
1/11/1999	–	Deaundra Tanner
1/28/2002	–	Philip Ricci
2/3/2003	–	Brian Jackson
2/23/2004	–	David Lucas
1/3/2005	–	David Lucas
2/14/2005	–	David Lucas
12/19/2006	–	Chris Stephens
1/26/2009	–	Roeland Schaftenaar

#### NABC ALL-STARS

The following is a list of players from Oregon State who have participated in the National Association of Basketball Coaches All-Star Game.

1964	–	Mel Counts
1965	–	Jim Jarvis
1972	–	Freddie Boyd
1978	–	Rickey Lee
1984	–	Charlie Sitton
1985	–	A.C. Green
1987	–	Jose Ortiz
1995	–	Brent Barry

#### STATE OF OREGON HALL OF FAME

1980	–	Dave Gambee
		Slats Gill
		Ed Lewis
		Red Rocha
1981	–	Low Beck
		Cliff Crandall
		Wally Palmberg
1982	–	Mel Counts
		John Mandic
		Paul Valenti
1983	–	Buck Grayson
1987	–	Jim Jarvis
1988	–	Ralph Miller
1995	–	Steve Johnson
1996	–	1980-81 team
1997	–	Charlie Sitton
1999	–	1948-49 team
2003	–	A.C. Green
2006	–	1965-66 team

#### OSU ATHLETIC HALL OF FAME

1988	–	Low Beck
		Mel Counts
		Slats Gill
		Ed Lewis
1990	–	Cliff Crandall
		Red Rocha
		Adolph Sieberts
		Paul Valenti
1991	–	Dave Gambee
		Lee Harman
		Jim Jarvis
		John Mandic
		Ralph Miller
		Wally Palmberg
		Charlie White
		1932-33 team
		1948-49 team
1992	–	Freddie Boyd
1993	–	Scott Eaton
		Steve Johnson
		1965-66 team
1994	–	Lester Conner
1996	–	A.C. Green
		Gary Payton
1997	–	Charlie Sitton
2003	–	1962-63 team
2004	–	Ray Blume
2005	–	1954-55 team
2006	–	1980-81 team

# HALL OF FAME COACH AMORY "SLATS" GILL

## OREGON STATE HONORS


- Inducted into the Naismith Memorial Basketball Hall of Fame in 1968.
- Gill Coliseum, Oregon State's home arena, was officially named for him after his death. It opened in 1949 and was originally called the Oregon State Coliseum, though it was informally known as "the house that Gill built."
- A banner was unveiled in Gill Coliseum in 1997 signifying his number of wins (599).
- Inducted into State of Oregon Hall of Fame in 1980, OSU Athletic Hall of Fame in 1988 and Pac-10 Hall of Honor in 2003.
- Served as president of the National Association of Basketball Coaches and coached in the 1964 NABC All-Star Game.
- Member of the Helms Foundation Hall of Fame.
- The Slats Gill Sportsperson of the Year Award is presented annually to the top coach or administrator in the state of Oregon.

## OREGON STATE COACHING HIGHLIGHTS (1929-64)

- All-time winningest basketball coach at OSU with 599 victories.
- Was the sixth-winningest coach in NCAA history at the time of his retirement.
- Coached five Pacific Coast Conference championship teams (1933, '47, '49, '55, '58) and four other Northern Division championship teams (1935, '40, '42, '54).
- Took the 1949 and 1963 teams to the school's only NCAA Final Four berths. Both teams finished in fourth place.
- His 1963 team won the NCAA West Regional.
- His teams tied for fifth in the NCAA on three other occasions: 1947, '55 and '62.
- Coached two eventual Oregon State head coaches in Jim Anderson and Paul Valenti and two Olympians in Lew Beck and Mel Counts.
- In 36 seasons at Oregon State, only nine of his teams had losing records.
- Coached Oregon State to eight Far West Classic titles in his final eight seasons as head coach.
- His teams won the Chancellor's Trophy, given to the annual winner in the Oregon State-Oregon series, 11 out of 12 times.
- Made his Oregon State coaching debut in 1926-27 with the OSU Rooks (freshmen).
- Also coached the Oregon State baseball team from 1932-37.
- Retired as head coach after the 1963-64 season to become Oregon State's athletic director and served in that role until his death on April 5, 1966.

## OREGON STATE PLAYING HIGHLIGHTS (1922-24)

- Played three years of varsity basketball and was an All-American selection in 1924.
- Earned All-Pacific Coast Conference first team honors in 1922 and 1924 and second team honors in 1923.
- Named to the All-Northern Division first team in 1923 and 1924.



## SLATS GILL HEAD COACHING CAREER

### OREGON STATE UNIVERSITY

YEAR	OVERALL	CONF. / FINISH	POSTSEASON
1928-29	12-8	4-6 / 4th	--
1929-30	14-13	7-9 / 4th	--
1930-31	19-9	9-7 / 3rd	--
1931-32	12-12	8-8 / 3rd	--
1932-33	21-6	12-4 / 1st	PCC
1933-34	14-10	7-9 / 3rd	--
1934-35	19-9	12-4 / 1st	PCC
1935-36	16-9	10-6 / 2nd	--
1936-37	11-15	5-11 / 4th	--
1937-38	17-16	6-14 / 5th	--
1938-39	13-11	6-10 / 4th	--
1939-40	27-11	12-4 / 1st	PCC
1940-41	19-9	9-7 / 2nd	--
1941-42	18-9	11-5 / 1st	--
1942-43	19-9	8-8 / 4th	--
1943-44	8-16	5-11 / t3rd	--
1944-45	20-8	10-6 / 3rd	--
1945-46	13-11	10-6 / 2nd	--
1946-47	28-5	13-2 / 1st	PCC, NCAA
1947-48	21-13	10-6 / t1st	PCC
1948-49	24-12	12-4 / 1st	PCC, NCAA
1949-50	13-14	8-8 / t2nd	--
1950-51	14-18	6-10 / t4th	--
1951-52	9-19	3-13 / 5th	--
1952-53	11-17	6-10 / 4th	--
1953-54	22-8	11-5 / 1st	PCC
1954-55	22-8	15-1 / 1st	PCC, NCAA
1955-56	8-18	5-11 / t6th	--
1956-57	11-15	6-10 / 6th	--
1957-58	20-6	12-4 / 1st	PCC
1958-59	13-13	7-9 / 6th	--
1959-60 *	6-8	Indep.	--
1960-61	14-12	Indep.	--
1961-62	24-5	Indep.	NCAA
1962-63	22-9	Indep.	NCAA
1963-64	25-4	Indep.	NCAA

\*missed 12 games due to illness

CONFERENCE RECORD ..... 265-228 (36 Years)  
 OVERALL RECORD ..... 599-392 (36 Years)



# HALL OF FAME COACH RALPH MILLER

## OREGON STATE HONORS

- Inducted into the Naismith Memorial Basketball Hall of Fame in 1988
- Earned national coach of the year honors from the Associated Press twice (1981, '82) and was second in voting in 1980.
- Honored as the District 8 Coach of the Year five times (1975, '80, '81, '87, '88) and was a three-time conference coach of the year (1975, '81, '89).
- Named the NIT/Kodak Man of the Year in 1988.
- Was an ABC Hillyard Golden Anniversary Award recipient in 1997 (50 years of service).
- Was the recipient of the Slat's Gill Award in 1980 and 1981, given to the outstanding coach or administrator of any Oregon-based team at any level.
- Inducted into State of Oregon Hall of Fame in 1988, OSU Athletic Hall of Fame in 1991 and Pac-10 Hall of Honor in 2006.
- A banner was unveiled in Gill Coliseum during the 1996-97 season signifying his career number of wins (674).
- Oregon State's basketball floor at Gill Coliseum is named in his honor.

## OREGON STATE COACHING HIGHLIGHTS (1971-89)

- Retired as the sixth all-time winningest basketball coach in Division I history (674 victories) and the second-winningest coach at Oregon State (359 wins).
- Led Oregon State to eight NCAA Tournament Appearances (1975, '80, '81, '82, '84, '85, '88, '89) and the Elite Eight in 1982.
- Coached five Oregon State teams that were ranked in the Top 10 in the nation.
- His 1981 Oregon State team enjoyed the No. 1 national ranking for eight weeks.
- Coached Oregon State consensus All-Americans Steve Johnson and Gary Payton and had a total of 21 All-Pac-10 selections.
- Led Oregon State to four Pac-10 Championships (1980, '81, '82, '84).
- Had only two losing seasons in 19 years at Oregon State.

## UNIVERSITY OF IOWA COACHING HIGHLIGHTS (1965-70)

- Led Iowa to Big Ten titles in 1968 and 1970 and was named Big Ten Coach of the Year both of those seasons.
- Was the Midwest Regional Coach of the Year in 1965.
- His 1970 team averaged more than 100 points per game in conference play and advanced to the NCAA Tournament.

## WICHITA STATE UNIVERSITY COACHING HIGHLIGHTS (1952-64)

- Led Wichita State to the school's first-ever NCAA Tournament appearance in 1964.
- Led the Shockers to three NIT appearances (1954, '62, '63)
- Named Missouri Valley Coach of the Year in 1954 and 1963.



## RALPH MILLER HEAD COACHING CAREER

### WICHITA STATE UNIVERSITY

YEAR	OVERALL	CONF. / FINISH	POSTSEASON
1951-52	11-19	2-8 / 6th	--
1952-53	16-11	3-7 / 6th	--
1953-54	27-4	8-2 / 2nd	NIT
1954-55	17-9	4-6 / 4th	--
1955-56	14-12	7-5 / 4th	--
1956-57	15-11	8-6 / 4th	--
1957-58	14-12	6-8 / 4th	--
1958-59	14-12	7-7 / 4th	--
1959-60	14-12	6-8 / 4th	--
1960-61	18-8	6-6 / 4th	--
1961-62	18-9	7-5 / 3rd	NIT
1962-63	19-8	7-5 / 2nd	NIT
1963-64	23-6	10-2 / 1st	NCAA
<b>TOTAL</b>	<b>220-133</b>	<b>81-75</b>	

### UNIVERSITY OF IOWA

YEAR	OVERALL	CONF. / FINISH	POSTSEASON
1964-65	14-10	8-6 / 5th	--
1965-66	17-7	8-6 / 3rd	--
1966-67	16-8	9-5 / 3rd	--
1967-68	16-9	10-4 / 1st	--
1968-69	12-12	5-9 / 8th	--
1969-70	20-5	14-0 / 1st	NCAA
<b>TOTAL</b>	<b>95-51</b>	<b>54-30</b>	

### OREGON STATE UNIVERSITY

YEAR	OVERALL	CONF. / FINISH	POSTSEASON
1970-71	12-14	4-10 / 6th	--
1971-72	18-10	9-5 / 3rd	--
1972-73	15-11	6-8 / 5th	--
1973-74	13-13	6-8 / 5th	--
1974-75	19-12	10-4 / 2nd	NCAA
1975-76	18-9	10-4 / 2nd	--
1976-77	16-13	8-6 / 3rd	--
1977-78	16-11	9-5 / 2nd	--
1978-79	18-10	11-7 / 3rd	NIT
1979-80	26-4	16-2 / 1st	NCAA
1980-81	26-2	17-1 / 1st	NCAA
1981-82	25-5	16-2 / 1st	NCAA
1982-83	20-11	12-6 / 3rd	NIT
1983-84	22-7	15-3 / 1st	NCAA
1984-85	22-9	12-6 / 2nd	NCAA
1985-86	12-15	8-10 / 5th	--
1986-87	19-11	10-8 / 3rd	NIT
1987-88	20-11	12-6 / 2nd	NCAA
1988-89	22-8	13-5 / 3rd	NCAA
<b>TOTAL</b>	<b>359-186</b>	<b>204-114</b>	

WICHITA STATE RECORD..... 220-133 (13 Years)

IOWA RECORD.....95-51 (6 Years)

OREGON STATE RECORD..... 359-186 (19 Years)

CONFERENCE RECORD ..... 339-219 (38 Years)

OVERALL RECORD ..... 674-370 (38 Years)





# GARY PAYTON SALUTE

## OREGON STATE HONORS

- Selected national Player of the Year by Sports Illustrated in 1990.
- 1990 consensus All-American first team pick.
- 1990 Pac-10 Player of the Year.
- Other 1989-90 honors: Billy Packer's U.S. Army Reserve Player of the Year, L.A. Gear Unstoppable Player of the Year, Bill Hayward Amateur Athlete for the state of Oregon, MVP of the Japan Classic All-Star Tournament.
- Three-time All-Pac-10 selection.
- All-Pac-10 Tournament selection in 1988 and 1989.
- 1987 Pac-10 Freshman of the Year and Pac-10 Defensive Player of the Year.
- Pac-10 Player of the Week nine times in his career, more than any other player.
- Three-time MVP of the Far West Classic and the only four-time all-tournament selection.
- Selected to the Pac-10 All-Decade Team for the 1980s.
- OSU jersey (#20) retired during 1996-97 season.
- Inducted into the Oregon State University Athletic Hall of Fame in 1996.
- Named to Pac-10 Conference's inaugural Hall of Honor class in 2002.

## OREGON STATE HIGHLIGHTS

- The Pac-10's all-time leader for assists (938) and steals (321).
- Sixth all-time leading scorer in the Pac-10 and all-time leader at Oregon State (2,172 points).
- His 58 points vs. USC on Feb. 22, 1990 set the Oregon State school record and is the third-most ever in the Pac-10.
- Led Oregon State in scoring in 1988-89 (20.1) and 1989-90 (25.7).
- Ranks second for single-season scoring at Oregon State with 746 points in 1989-90 and sixth with 603 in 1988-89.
- Finished his Oregon State career with 16 30+ scoring games.
- Led Oregon State in assists and steals all four seasons.
- Holds the top four spots on Oregon State's single-season assists list.
- Set the school record with 15 assists vs. Arizona State (Nov. 30, 1989).
- Holds three of the top four spots on Oregon State's single-season steals list.
- On Oregon State's all-time leaderboard, holds 10 career, seven single-season, six single-game and five consecutive-game records.
- Started every game during his four-year career.



## OREGON STATE STATISTICS

YEAR					TOTAL			3-PTS						REBOUNDS											
	GP	GS	MIN	AVG	FG	FGA	PCT	FG	FGA	PCT	FT	FTA	PCT	OFF	DEF	TOT	AVG	PF	FO	AST	TO	BLK	STL	PTS	AVG
1986-87	30	30	1115	37.2	153	333	.459	13	35	.371	55	82	.671	27	93	120	4.0	98	3	229	93	20	58	374	12.5
1987-88	31	31	1178	38.0	180	368	.489	31	78	.397	58	83	.699	27	76	103	3.3	106	3	230	106	11	72	449	14.5
1988-89	30	30	1140	38.0	208	438	.475	82	213	.385	105	155	.677	34	88	122	4.1	108	3	244	91	17	91	603	20.1
1989-90	29	29	1095	37.8	288	571	.504	52	156	.333	118	171	.690	43	92	135	4.7	103	4	235	106	15	100	746	25.7
<b>TOTAL</b>	<b>120</b>	<b>120</b>	<b>4528</b>	<b>37.7</b>	<b>829</b>	<b>1710</b>	<b>.485</b>	<b>178</b>	<b>482</b>	<b>.369</b>	<b>336</b>	<b>491</b>	<b>.684</b>	<b>131</b>	<b>349</b>	<b>480</b>	<b>4.0</b>	<b>415</b>	<b>13</b>	<b>938</b>	<b>396</b>	<b>63</b>	<b>321</b>	<b>2172</b>	<b>18.1</b>

# OREGON STATE ALL-TIME GREATS

## BRENT BARRY

- A 6-foot-6 guard from Danville, Calif. (De La Salle HS).
- OSU HONORS: 1995 USBWA & NABC All-District and All-Pac-10 selection ... Two-time Pac-10 Player of the Week ... Two-time Oregon State team MVP (1994 and 1995) ... Far West Classic MVP in 1993 ... Two-time Far West



- Classical All-Tournament selection ... A 1995 NABC All-Star.
- OSU HIGHLIGHTS: Finished his OSU career third all-time in steals (199) and 10th in points (1,304) ... Appears nine times on OSU's top 10 career records lists ... Broke the OSU record with eight steals vs. Arizona (Feb. 23, 1995) ... Scored a career-high 34 points vs. California (March 4, 1995) ... Second in the Pac-10 for scoring in 1995 (21.0).

## OREGON STATE STATISTICS

Year	GP	Pts	Avg	Rbs	Ast	Blk	Stl
1991-92	31	161	5.2	47	70	11	30
1992-93	23	165	7.2	49	83	21	33
1993-94	27	411	15.2	141	94	23	64
1994-95	27	567	21.0	159	104	12	72
<b>Career</b>	<b>108</b>	<b>1304</b>	<b>12.1</b>	<b>396</b>	<b>351</b>	<b>67</b>	<b>199</b>

## LEW BECK

- A 5-foot-10 guard from Pendleton, Ore. (Pendleton HS).
- OSU HONORS: 1947 All-American, All-Pacific Coast and All-Northern Division ... 1943 All-Northern Division first team and All-PCC second team ... Inducted into the State of Oregon Hall of Fame (1981) and the OSU Athletic Hall of Fame (1988) ... Oregon State's annual award for "outstanding newcomer" is named after him.
- OSU HIGHLIGHTS: At the time of his graduation, he was the school's second-leading all-time scorer (820 points) ... Led Oregon State to its first NCAA Tournament in 1947 ... Scored 20 points in NCAA Tournament games vs. Oklahoma and Wyoming ... Oregon State won the Pacific Coast Conference title in 1947 ... The team won 65 games during his tenure, including a 28-5 campaign in 1947 ... Beck helped the 1947 team win all four games vs. Oregon ... The 1947 team was the first Oregon State squad to travel by plane.



## OREGON STATE STATISTICS

Year	GP	Pts	Avg	Rbs	Ast	Blk	Stl
1941-42	27	172	6.4	—	—	—	—
1942-43	28	290	10.4	—	—	—	—
1946-47	30	358	11.9	—	—	—	—
<b>Career</b>	<b>85</b>	<b>820</b>	<b>9.6</b>	—	—	—	—

## RAY BLUME

- A 6-foot-4 guard from Portland, Ore. (Parkrose HS).
- OSU HONORS: A 1979-80 All-American ... Made the All-Pac-10 first team in 1980 and 1981 ... Made the 1979 Far West Classic All-Tournament team ... Inducted into the OSU Athletic Hall of Fame (2004).



- OSU HIGHLIGHTS: Ended his career fifth all-time in scoring at OSU (1,288 points, now 11th) ... Ranks second at OSU in total steals (205) and third in steals per game (1.85) ... Seventh all-time at OSU in field goal percentage (.539) ... Led the team in minutes played each of his last three years ... Member of the 1980-81 team that ranked No. 1 in the country.

## OREGON STATE STATISTICS

Year	GP	Pts	Avg	Rbs	Ast	Blk	Stl
1977-78	25	155	6.2	45	26	2	26
1978-79	28	376	13.4	73	95	1	63
1980-81	30	463	15.4	86	136	1	66
1981-82	28	294	10.5	79	101	1	50
<b>Career</b>	<b>111</b>	<b>1288</b>	<b>11.6</b>	<b>283</b>	<b>358</b>	<b>5</b>	<b>205</b>

## FREDDIE BOYD

- A 6-foot-2 guard from Bakersfield, Calif. (East Bakersfield HS).
- OSU HONORS: All-American, All-Pacific Coast and All-Pac-8 in 1972 ... Two-time team MVP (1971 and 1972) ... MVP of the 1970 and 1971 Far West Classics ... Played in the 1972 NABC All-Star Game ... Inducted into the OSU Athletic Hall of Fame (1992).
- OSU HIGHLIGHTS: Led the team in scoring and assists two years in a row ... Had 17.8 ppg and 6.8 apg in 1970-71 and 19.8 ppg and 6.6 apg in 1971-72 ... At the end of his career, ranked fourth on OSU's career scoring chart (1,221 points) ... On OSU's career charts, ranks second in assists per game (6.70) ... Ranks fifth and sixth in school history for single-season assists ... Scored a career-high 37 points against top-ranked UCLA in 1972.



## OREGON STATE STATISTICS

Year	GP	Pts	Avg	Rbs	Ast	Blk	Stl
1969-70	26	203	7.8	63	—	—	—
1970-71	26	464	17.8	73	177	—	—
1971-72	28	554	19.8	76	185	—	—
<b>Career</b>	<b>80</b>	<b>1221</b>	<b>15.3</b>	<b>212</b>	<b>362</b>	—	—

## LESTER CONNER

- A 6-foot-4 guard/forward from Oakland, Calif. (Fremont HS/Chabot CC).
- OSU HONORS: 1982 All-American, Pac-10 MVP, All-Pac-10 and team MVP ... Two-time Pac-10 Player of the Week in 1982 ... Named to the Pac-10 All-Newcomer team in 1981 ... Inducted into the OSU Athletic Hall of Fame (1994).
- OSU HIGHLIGHTS: Led OSU to Pac-10 crowns in 1981 and 1982 and was a member of the #1-ranked team in the country in 1981 ... Set OSU's single-season record for steals with 91 (now tied for second) ... On OSU's career lists, ranks second in steals per game (2.47) and fifth in assists per game (4.55) ... Had an OSU-record seven steals in four different games (since broken) ... Was OSU's leading scorer in 1981-82 (14.9 ppg).
- JUNIOR COLLEGE: Transferred from Chabot Community College, where he was the California Junior College co-Player of the Year.



## OREGON STATE STATISTICS

Year	GP	Pts	Avg	Rbs	Ast	Blk	Stl
1980-81	28	197	7.0	119	111	9	52
1981-82	30	448	14.9	163	153	4	91
<b>Career</b>	<b>58</b>	<b>645</b>	<b>11.1</b>	<b>282</b>	<b>264</b>	<b>13</b>	<b>143</b>

## MEL COUNTS

- A 7-foot center from Coos Bay, Ore. (Marshfield HS).
- OSU HONORS: 1964 All-American second team ... 1963 Helms Foundation and Converse All-American ... Two-time MVP of the Far West Classic ... MVP of the 1963 NCAA West Regional ... OSU jersey (#21) retired during 1996-97 season ... Inducted into the OSU Athletic Hall of Fame (1988), the State of Oregon Hall of Fame (1982) and the Pac-10 Hall of Honor (2004).
- OSU HIGHLIGHTS: Pac-10's all-time leader for rebounds (1,375), and ranks third in career scoring average (22.2) and rebounding average (15.4) ... He is OSU's career leader in all three categories ... His 26.7 scoring average in 1963-64 is the school record and the second-highest ever in the Pac-10 ... Set OSU's career scoring record (1,973 points) and now stands third.



## OREGON STATE STATISTICS

Year	GP	Pts	Avg	Rbs	Ast	Blk	Stl
1961-62	29	537	18.5	401	—	—	—
1962-63	31	661	21.3	485	—	—	—
1963-64	29	775	26.7	489	—	—	—
<b>Career</b>	<b>89</b>	<b>1973</b>	<b>22.2</b>	<b>1375</b>	—	—	—

**CLIFF CRANDALL**

- A 6-foot-2 guard/forward from Astoria, Ore. (Astoria HS).
- OSU HONORS: OSU's first two-time All-American ... All-American, All-Pacific Coast Conference and All-Northern Division in 1948 and 1949 ... Inducted into the State of Oregon Hall of Fame (1981) and the OSU Athletic Hall of Fame (1990).
- OSU HIGHLIGHTS: The first OSU player to score more than 1,000 points in a career (1,248) ... Led Oregon State to its first Final Four in 1949 ... Helped the program to the 1947 and 1949 Pacific Coast Conference titles ... Set the school record for most points in one season with 435 as a senior (since broken) ... Scored 29 points in one game vs. Oregon, the most at the time by an Oregon State player vs. the Ducks ... Scored 30 points vs. California as a junior, the most that season.



**OREGON STATE STATISTICS**

Year	GP	Pts	Avg	Rbs	Ast	Blk	Stl
1945-46	24	120	5.0	-	-	-	-
1946-47	33	308	9.3	-	-	-	-
1947-48	33	385	11.7	-	-	-	-
1948-49	36	435	12.1	-	-	-	-
<b>Career</b>	<b>126</b>	<b>1248</b>	<b>9.9</b>	-	-	-	-

**DAVE GAMBEE**

- A 6-foot-7 forward from Corvallis, Ore. (Corvallis HS).
- OSU HONORS: 1957 and 1958 All-American and All-Pacific Coast Conference ... 1957 Far West Classic MVP and made the 1956 all-tournament team ... Inducted into the State of Oregon Hall of Fame (1980) and OSU Athletic Hall of Fame (1991).
- OSU HIGHLIGHTS: Held OSU's career record with 1,468 points (now stands in sixth) ... His 18.8 career scoring average ranks fourth all-time at OSU ... Ranks third all-time at OSU in career rebounds (828), rebounding average (10.6) and free throws made (400) ... Scored a career-high 35 points in the 1957 Far West Classic game against Yale ... Five 30-plus scoring games for his career ... Recorded a career-high 23 rebounds on Dec. 21, 1955 vs. Northwestern.



**OREGON STATE STATISTICS**

Year	GP	Pts	Avg	Rbs	Ast	Blk	Stl
1955-56	26	467	18.0	270	-	-	-
1956-57	26	525	20.2	273	-	-	-
1957-58	26	476	18.3	285	-	-	-
<b>Career</b>	<b>78</b>	<b>1468</b>	<b>18.8</b>	<b>828</b>	-	-	-

**BUCK GRAYSON**

- A guard from Portland, Ore. (Jefferson HS).
- OSU HONORS: A 1930 All-American ... Also named to the All-Northern Division second team in 1930 ... Inducted into the State of Oregon Hall of Fame (1983).
- OSU HIGHLIGHTS: His first season coincided with Slat's Gill's first season as head coach ... Scored 18 points in a game against Stanford in 1929-30, the most by any player that season ... Known for being a left-handed sharpshooter ... OSU went 45-30 and had winning seasons in each of his three years ... A team co-captain as a senior.



**OREGON STATE STATISTICS**

Year	GP	Pts	Avg	Rbs	Ast	Blk	Stl
1928-29	-	71	-	-	-	-	-
1929-30	-	166	-	-	-	-	-
1930-31	-	109	-	-	-	-	-
<b>Career</b>	-	<b>346</b>	-	-	-	-	-

**A.C. GREEN**

- A 6-foot-9 forward from Portland, Ore. (Benson Tech).
- OSU HONORS: 1985 All-American third team selection and Region 8 Player of the Year ... 1984 All-American honorable mention and Pac-10 Player of the Year ... Three-time All-Pac-10 selection (1983, '84, '85) ... 1984 Far West Classic MVP and three-time member of all-tournament team ... Four-time Pac-10 Player of the Week ... OSU jersey (#45) retired during 1996-97 season ... Inducted into the OSU Athletic Hall of Fame (1996) and State of Oregon Hall of Fame (2003).
- OSU HIGHLIGHTS: Fourth in the nation for field goal percentage (.657) in 1983-84 ... On OSU's career lists, ranks fourth in scoring (1,694 points), second in rebounds (880) and third in field-goal percentage (.602).




**OREGON STATE STATISTICS**

Year	GP	Pts	Avg	Rbs	Ast	Blk	Stl
1981-82	30	259	8.6	158	32	7	27
1982-83	31	435	14.0	235	53	11	27
1983-84	23	409	17.8	201	38	2	26
1984-85	31	591	19.1	286	62	18	43
<b>Career</b>	<b>115</b>	<b>1694</b>	<b>14.7</b>	<b>880</b>	<b>185</b>	<b>38</b>	<b>123</b>

**LEE HARMAN**

- A 6-foot guard from Los Angeles, Calif. (University HS)
- OSU HONORS: A 1959 All-American second team selection by the Helms Foundation ... Also made the All-Pacific Coast Conference first team in 1959 ... The 1958 Far West Classic MVP and an all-tournament team selection in 1957 ... Inducted into the OSU Athletic Hall of Fame (1991).
- OSU HIGHLIGHTS: The 1957-58 Beavers shared the PCC regular season title ... Led the team in scoring as a senior (15.6 ppg) ... Twice scored a career-high 33 points as a senior, against Iowa and Idaho ... The team captain in 1958-59.
- POST-BASKETBALL: Became one of Hollywood's leading makeup artists.




**OREGON STATE STATISTICS**

Year	GP	Pts	Avg	Rbs	Ast	Blk	Stl
1956-57	26	102	3.9	111	-	-	-
1957-58	23	174	7.6	145	-	-	-
1958-59	24	374	15.6	188	-	-	-
<b>Career</b>	<b>73</b>	<b>650</b>	<b>8.9</b>	<b>444</b>	-	-	-

**SCOTT HASKIN**

- A 6-foot-11 center from Beaumont, Calif. (Beaumont HS).
- OSU HONORS: A two-time All-Pac-10, USBWA and NABC All-District first team selection and team MVP (1992 and 1993) ... Three-time Pac-10 Player of the Week.
- OSU HIGHLIGHTS: OSU's career leader in blocked shots (172) ... Ranks second in blocked shots per game (1.55) ... Holds three of the top five single-season blocked shot marks ... On OSU's career records list, ranks 10th in career scoring (1,319 points), sixth in field goal percentage (.550) and eighth in rebounds (620) ... Led the Pac-10 in 1991-92 in field goal percentage at .612 (16th in the nation) ... Scored a career-high 33 points against USC on Feb. 25, 1992.



**OREGON STATE STATISTICS**

Year	GP	Pts	Avg	Rbs	Ast	Blk	Stl
1988-89	24	74	3.1	59	4	11	5
1989-90	29	237	8.2	140	19	42	10
1991-92	31	558	18.0	201	35	68	9
1992-93	27	450	16.7	220	19	51	15
<b>Career</b>	<b>111</b>	<b>1319</b>	<b>11.9</b>	<b>620</b>	<b>77</b>	<b>172</b>	<b>39</b>

## JIM JARVIS

- A 6-foot guard from Roseburg, Ore. (Roseburg HS).
- OSU HONORS: A 1965 All-American, All-AAWU Conference and team MVP ... An NABC All-Star Game participant in 1965 ... The 1964 Far West Classic MVP and a 1963 all-tournament selection ... Inducted into the State of Oregon Hall of Fame (1987) and OSU Athletic Hall of Fame (1991).
- OSU HIGHLIGHTS: Helped Oregon State to the 1963 Final Four and 1964 NCAA Tournament ... Ended his career fourth on OSU's all-time scoring list (1,142 points) ... Color analyst on Oregon State basketball cable broadcasts in the early '90s.



### OREGON STATE STATISTICS

Year	GP	Pts	Avg	Rbs	Ast	Blk	Stl
1962-63	31	191	6.2	94	—	—	—
1963-64	29	403	13.9	95	—	—	—
1964-65	26	548	21.1	112	—	—	—
<b>Career</b>	<b>86</b>	<b>1142</b>	<b>13.3</b>	<b>301</b>	—	—	—

## STEVE JOHNSON

- A 6-foot-10 center from San Bernardino, Calif. (San Geronimo HS).
- OSU HONORS: A 1981 consensus All-American and Pac-10 Player of the Year ... Three-time All-Pac-10 selection ... OSU jersey (#33) retired during 1996-97 season ... Inducted into the OSU Athletic Hall of Fame (1993), State of Oregon Hall of Fame (1995) and Pac-10 Hall of Honor (2007).
- OSU HIGHLIGHTS: His .678 career field goal percentage ranks first all-time in the NCAA ... His field goal percentages of .746 in 1980-81 and .710 in 1979-80 led the nation and still rank first and fourth in NCAA single-season history ... Set Pac-10 record for single-game field goal percentage, going 13-for-13 on Dec. 5, 1979 at Hawaii-Hilo ... Led the Pac-10 in field goal percentage all four years ... Ranks 13th in the Pac-10 and second at OSU in career points with 2,035.



### OREGON STATE STATISTICS

Year	GP	Pts	Avg	Rbs	Ast	Blk	Stl
1976-77	28	379	13.5	156	9	0	0
1977-78	3	60	20.0	29	0	1	1
1978-79	27	498	18.4	178	35	42	23
1979-80	30	509	17.0	207	47	30	17
1980-81	28	589	21.0	215	50	41	10
<b>Career</b>	<b>116</b>	<b>2035</b>	<b>17.5</b>	<b>785</b>	<b>141</b>	<b>114</b>	<b>51</b>

## ED LEWIS

- A 6-foot-5 center from Portland, Ore. (Washington HS).
- OSU HONORS: Named a 1933 All-American, All-Pacific Coast Conference and All-Northern Division ... The Oregon Journal named him the top player in the Northwest between 1900-1950 ... His OSU jersey number (#25) has been retired ... Oregon State's team leadership award is named after him ... Inducted into the State of Oregon Hall of Fame (1980), the OSU Athletic Hall of Fame (1988) and the Pac-10 Hall of Honor (2005).
- OSU HIGHLIGHTS: Helped Oregon State to the 1933 Pacific Coast title ... Led the team in scoring as a senior (282 points) ... Scored 11 or more points 14 times as a senior ... Scored a career-high 18 points against Washington in 1932 ... The team swept Oregon in a four-game series in 1932-33 ... Team captain as a senior.




### OREGON STATE STATISTICS

Year	GP	Pts	Avg	Rbs	Ast	Blk	Stl
1930-31	—	123	—	—	—	—	—
1931-32	—	123	—	—	—	—	—
1932-33	27	282	10.4	—	—	—	—
<b>Career</b>	<b>—</b>	<b>528</b>	—	—	—	—	—

## JOHN MANDIC

- A 6-foot-4 center from Los Angeles, Calif. (Roosevelt HS).
- OSU HONORS: A 1942 All-American ... A two-time All-Pacific Coast Conference and All-Northern Division selection (1941 and 1942) ... Inducted into the State of Oregon Hall of Fame (1982) and OSU Athletic Hall of Fame (1991).
- OSU HIGHLIGHTS: Led Oregon State to the 1942 PCC title ... Was the school's all-time leading scorer at the end of his career with 808 points ... Led the team in scoring each of his three years ... Scored a career-high 21 points against Idaho in 1942 ... Hit a game-winning shot with six seconds left to beat Oregon in 1942, 27-26 ... Oregon State won 64 games during his tenure ... He and his brother Frank, also a three-year letterman, played on the 1939-40 club together.




### OREGON STATE STATISTICS

Year	GP	Pts	Avg	Rbs	Ast	Blk	Stl
1939-40	37	285	7.7	—	—	—	—
1940-41	28	264	9.4	—	—	—	—
1941-42	26	259	10.0	—	—	—	—
<b>Career</b>	<b>91</b>	<b>808</b>	<b>8.9</b>	—	—	—	—

## JOSE ORTIZ

- A 6-foot-10 center from Cayey, Puerto Rico (Benjamin Harrison HS).
- OSU HONORS: A 1987 All-American, Pac-10 Player of the Year and team MVP ... Named All-Pac-10 first team both years ... Made the 1985 Far West Classic all-tournament team ... A three-time Pac-10 Player of the Week ... A 1987 NABC All-Star.
- OSU HIGHLIGHTS: Averaged 19.8 points per game in his two-year career, which is third on OSU's all-time list ... Also ranks third in blocked shots per game (1.40), fifth in field goal percentage (.557) and fifth in rebound average (8.7) on OSU's career charts ... His 1986-87 season ranks third on OSU's single-season scoring list (668 points) and points per game chart (22.3) ... Had five 30-plus scoring games, including a career-high 38 against San Jose State on Dec. 29, 1986 ... Grabbed a career-high 18 rebounds in a win at UCLA in 1986.




### OREGON STATE STATISTICS

Year	GP	Pts	Avg	Rbs	Ast	Blk	Stl
1985-86	22	361	16.4	188	28	32	14
1986-87	30	668	22.3	262	49	41	35
<b>Career</b>	<b>52</b>	<b>1029</b>	<b>19.8</b>	<b>450</b>	<b>77</b>	<b>73</b>	<b>49</b>

## WALLY PALMBERG

- A 5-foot-11 forward from Portland, Ore. (Astoria HS).
- OSU HONORS: A 1936 All-American ... A two-time All-Northern Division first team selection (1935 and 1936) ... Made the All-Pacific Coast Conference first team in 1936 and the second team in 1935 ... Inducted into the State of Oregon Hall of Fame (1981) and the OSU Athletic Hall of Fame (1991).
- OSU HIGHLIGHTS: Led the team in scoring as a senior (277 points, 11.1 average) ... Set a Northern Division record with 187 points in conference play in 1936 ... Helped team to the 1935 PCC Playoffs.
- COACHING: Led Astoria (Ore.) High School to state titles as a coach in 1941 and 1942 ... Wrote a book titled "Toward One Flag 1865-1943, A History of Lower Columbia Athletics" ... Coached at Oregon Tech when it was a two-year school for seven seasons (1955 to 1961) and won three league titles.




### OREGON STATE STATISTICS

Year	GP	Pts	Avg	Rbs	Ast	Blk	Stl
1933-34	—	25	—	—	—	—	—
1934-35	28	180	6.4	—	—	—	—
1935-36	25	277	11.1	—	—	—	—
<b>Career</b>	<b>—</b>	<b>482</b>	—	—	—	—	—

**“RED” ROCHA**

- A 6-foot-8 center from Honolulu, Hawaii (Hilo HS).
- OSU HONORS: A 1947 All-American ... A three-time All-Pacific Coast Conference and All-Northern Division first team selection ... Inducted into the State of Oregon Hall of Fame (1980) and the OSU Athletic Hall of Fame (1990).
- OSU HIGHLIGHTS: Helped Oregon State to the 1947 NCAA Tournament ... At the time of his graduation, led OSU in career scoring (911 points).
- COACHING: Head coach of NBA's Detroit Pistons for three seasons, and named The Sporting News Coach of the Year twice ... Former head coach at the University of Hawaii ... Director of the Aloha/Japan Classic (for college seniors) for more than two decades ... Member of the Hawaii Sports Hall of Fame.




**OREGON STATE STATISTICS**

Year	GP	Pts	Avg	Rbs	Ast	Blk	Stl
1944-45	16	225	14.1	—	—	—	—
1945-46	24	289	12.0	—	—	—	—
1946-47	33	397	12.0	—	—	—	—
<b>Career</b>	<b>73</b>	<b>911</b>	<b>12.5</b>	—	—	—	—

**ADOLPH SIEBERTS**

- OSU HONORS: OSU's first All-American in 1916 ... Named to the All-Pacific Coast Conference first team in both 1916 and 1917 (the first two seasons the PCC existed) ... Inducted into the OSU Athletic Hall of Fame (1990).
- OSU HIGHLIGHTS: The 1916 squad tied for first place in the PCC ... Led the team in scoring each of his last two seasons ... Team captain as a junior in 1916 ... Also played baseball and helped the Beavers to the 1916 division title.



**CHARLIE SITTON**

- A 6-foot-8 forward from McMinnville, Ore. (McMinnville HS).
- OSU HONORS: A two-time All-American (1983 and 1984) ... A three-time All-Pac-10 (1982, '83, '84) selection ... Runner-up for 1983 Pac-10 MVP ... Named to the 1981 All-Pac-10 Freshman Team ... A three-time All-Far West Classic honoree, including 1982 MVP ... The 1983 team MVP ... Inducted into the State of Oregon Hall of Fame (1997) and the OSU Athletic Hall of Fame (1997).
- OSU HIGHLIGHTS: Helped OSU to the #1 national ranking as a freshman ... OSU was 93-25 (.788) during the Sitton era, appearing in the NCAA Tournament three times and once in the NIT ... Scored a career-high 32 points against both Bradley and Oregon in 1983 ... Fifth-leading scorer in OSU history with 1,561 points ... Also ranks fourth all-time in field goal percentage (.575).




**OREGON STATE STATISTICS**

Year	GP	Pts	Avg	Rbs	Ast	Blk	Stl
1980-81	28	179	6.4	92	66	13	14
1981-82	30	386	12.9	129	65	17	26
1982-83	30	563	18.8	157	58	10	32
1983-84	29	433	14.9	124	63	20	15
<b>Career</b>	<b>117</b>	<b>1561</b>	<b>13.3</b>	<b>502</b>	<b>252</b>	<b>60</b>	<b>87</b>

**PAUL VALENTI**

- A forward from Mill Valley, Calif. (Tamalpais HS).
- OSU HONORS: The OSU team award for the player that exhibits the greatest desire and determination is named after him ... Inducted into the State of Oregon Hall of Fame (1982) and OSU Athletic Hall of Fame (1990).
- OSU PLAYING HIGHLIGHTS: The Beavers went 64-29 in his three years on the varsity and won the Northern Division crown twice ... Led the 1939 undefeated freshman team in scoring.
- OSU COACHING HIGHLIGHTS: After serving in the Navy during World War II, returned to OSU ... Was assistant coach for 19 years before becoming head coach ... Had a 91-82 record in six seasons ... In his second season, Beavers went 21-7, won the AAWU with a 12-2 record and advanced to the NCAA West Regional final ... Named UPI West Coast Coach of the Year ... Also coached baseball and tennis ... Also served as an associate athletic director.



**OREGON STATE STATISTICS**

Year	GP	Pts	Avg	Rbs	Ast	Blk	Stl
1939-40	—	231	—	—	—	—	—
1940-41	—	167	—	—	—	—	—
1941-42	—	181	—	—	—	—	—
<b>Career</b>	—	<b>579</b>	—	—	—	—	—

**CHARLIE WHITE**

- A 6-foot-4 forward from Detroit, Mich. (Monterey JC).
- OSU HONORS: A 1966 Converse All-American ... Also made the 1966 All-AAWU first team and was the team MVP ... Inducted into the OSU Athletic Hall of Fame (1991).
- OSU HIGHLIGHTS: Helped OSU end UCLA's long streak of conference championships as the Beavers won the 1966 AAWU crown ... The 1996 Beavers led the country in scoring defense ... Led the squad in rebounding his first season (7.0 rpg) ... Scored a career-high 26 points against Washington on Jan. 15, 1966.



**OREGON STATE STATISTICS**

Year	GP	Pts	Avg	Rbs	Ast	Blk	Stl
1964-65	26	250	9.6	183	—	—	—
1965-66	28	326	11.6	184	—	—	—
<b>Career</b>	<b>54</b>	<b>576</b>	<b>10.7</b>	<b>367</b>	—	—	—

# ALL-TIME PLAYER LIST

## A

Aase, Carl.....1927, 28, 29  
 Alibegovic, Teo.....1989, 90, 91  
 Allen, Dwayne.....1977, 78, 79, 80  
 Allen, Julius.....1979  
 Allord, Bob.....1955, 56, 57  
 Anderson, Allen.....1944  
 Anderson, Erland.....1943, 46, 47  
 Anderson, Jim.....1957, 58, 59  
 Anderson, Kareem.....1992, 93, 94  
 Anderson, Karl.....1959, 60, 61  
 Anderson, Karl.....1990, 91, 92  
 Anderson, Van.....1986  
 Arbelbide, Gary.....1969, 70, 71  
 Arthur, Ernie.....1919, 20, 21

## B

Bailey, Kingman.....1931  
 Baker, Lorry.....1925, 26  
 Baker, Terry.....1961, 62, 63  
 Bakke, Steve.....1974, 75, 76  
 Ballard, Rod.....1929, 30, 31  
 Ballentyne, Dick.....1948, 49, 50  
 Barry, Brent.....1992, 93, 94, 95  
 Bartolome, Vic.....1968, 69, 70  
 Baxter, Lynn.....1962, 64  
 Beck, Lew.....1942, 43, 47  
 Benjamin, Corey.....1997, 98  
 Benjamin, Sonny.....1995, 96, 97, 98  
 Benner, Rex.....1962, 63, 64  
 Benson, Cliff.....1907  
 Bergstrom, Bob.....1935, 36  
 Berry, Rick.....1984  
 Berry, Troy.....1987  
 Bertrand, Bruce.....1968, 69, 70  
 Bickerstaff, John-Blair.....1997, 98  
 Bilyeu, Hame.....1905, 06, 07  
 Bissett, Lee.....1917, 18  
 Bjornstad, Kyle.....2008, 09  
 Blagg, Henry.....1915, 16, 17  
 Blume, Ray.....1978, 79, 80, 81  
 Boline, Jelani.....1994, 95  
 Boyd, Freddie.....1970, 71, 72  
 Brandt, Angus.....2010, 11  
 Brantley, Will.....1988, 89, 90, 91  
 Brew, William.....1980, 81, 82, 83  
 Brooks, Russell.....1910  
 Brown, Chris.....2011  
 Brown, David.....1992, 93, 94  
 Brown, George.....1924, 25  
 Brown, Jerohn.....1994, 95  
 Brown, Markee.....1996  
 Brown, Stephane.....1994, 95  
 Brundage, Brian.....1987  
 Brust, Dick.....1952  
 Burdick, Burt.....1911, 12, 13  
 Burr, Bill.....1926, 27, 28  
 Burton, Joe.....2010, 11

## C

Callahan, Ralph.....1929, 30  
 Campbell, Alonzo.....1977, 78  
 Campbell, BoBo.....1978

Campbell, Tim.....1960, 62, 63  
 Carey, Norm.....1947, 48  
 Carter, Sean.....2008  
 Carlile, Ray.....1965, 66  
 Carroll, Gary.....1968, 69  
 Carroll, Ralph.....1955, 56, 57  
 Carty, Jay.....1960, 61, 62  
 Casey, Brett.....2006  
 Cate, Claude.....1902, 03, 04  
 Cate, Grover.....1904, 05, 06, 07  
 Catterall, James.....1948, 49  
 Cave, Jim.....1972, 73  
 Cavell, Bob.....1988, 89, 90, 91  
 Cecil, Don.....1943  
 Celestine, Allan.....1988, 89, 90, 91  
 Centen, Peter.....1987  
 Chatman, Canaan.....1992  
 Childs, James.....1978  
 Claitt, Rickey.....2008, 09  
 Coates, Alton.....1904  
 Cokley, Mike.....2000, 01, 02, 03  
 Collier, Devon.....2011  
 Conkling, Earl.....1935, 36, 37  
 Conner, Lester.....1981, 82  
 Cooper, Harry.....1910, 11, 12, 13  
 Coppel, Larry.....1958, 59  
 Counts, Mel.....1962, 63, 64  
 Crandall, Cliff.....1946, 47, 48, 49  
 Crimins, Jerry.....1954, 56, 57  
 Critchfield, Ron.....1959, 60  
 Critser, Roy.....1958, 59  
 Cudworth, Jeff.....1965, 67  
 Cuic, Sasa.....2005, 06, 07  
 Cunningham, Carson.....1997  
 Cunningham, Jared.....2010, 11

## D

Dale, Ethan.....1943  
 Daniel, Roosevelt.....1975, 76  
 Darling, Charles.....1913  
 Davis, Everett.....1932, 33  
 Deane, Daniel.....2009, 10, 11  
 Dean, Jay.....1954, 55  
 Dement, Sam.....1940, 41, 42  
 Derrah, Dean.....1983, 85  
 Detour, Jack.....1950  
 Dewey, George.....1913, 14, 15  
 DeWitz, Nick.....2005, 06  
 Diwokoy, Fred.....1925, 26  
 Dodrill, Jeremiah.....1999  
 Drager, Bob.....1929, 30, 31  
 Drakeford, David.....1994  
 Dreisewerd, Terry.....1964, 65  
 Duffey, Tom.....1930  
 Duistermars, Dean.....1967  
 Durdan, Don.....1941, 42, 43

## E

Eaton, Scott.....1964, 65, 66  
 Edmond, Jim.....1969  
 Edwards, Bob.....1951, 52, 53  
 Edwards, Bobby.....1994, 95, 96, 97  
 Eikelman, John.....1919, 20

Eilertson, Jack.....1924, 25  
 Elseth, Ian.....2002  
 Ericksen, Steve.....1972, 73, 74  
 Erickson, Gary.....1971  
 Esping, Ron.....1946  
 Euhus, Tim.....2000  
 Evans, Danny.....1980, 81, 82, 83

## F

Fagens, Ken.....1930, 31, 32  
 Fearnely, Walt.....1922  
 Field, Kevin.....2003, 04  
 Finlay, John.....1943  
 Fleming, Ed.....1949, 50  
 Flowers, Darryl.....1983, 84, 85, 86  
 Flynn, Steve.....1959, 60, 61  
 Folen, Cliff.....1934, 35, 36  
 Fontenet, Jason.....2005, 06  
 Foster, Walt.....1907, 08  
 Fox, Dave.....1964, 65, 66  
 Franklin, Dwayne.....1994  
 Franz, Bob.....1966, 67, 68  
 Fredenburg, Ed.....1965, 66, 67  
 Fredericks, Bill.....1956  
 Freeman, Gary.....1968, 69, 70  
 Freeman, Shawn.....1987, 88  
 French, Larry.....1965, 66, 67  
 Fritz, Vince.....1967, 68, 70  
 Fundingsland, Ron.....1952, 54, 55

## G

Gambee, Dave.....1956, 57, 58  
 Giles, C.J.....2008  
 Gill, Slats.....1922, 23, 24  
 Giusti, Pat.....1984, 85  
 Glanders, Tom.....1977, 78  
 Goble, Gary.....1957, 58, 59  
 Goldmann, Earl.....1956  
 Gorbould, Bob.....1939  
 Graap, Ray.....1925, 26, 27  
 Grady, Ron.....1997, 98  
 Grant, Kevin.....1988, 89, 90  
 Grayson, Buck.....1929, 30, 31  
 Green, A.C.....1982, 83, 84, 85  
 Greene, Nick.....1997, 98  
 Gregg, Mark.....1975, 76  
 Grossnicklaus, Dave.....1978, 79  
 Gruwell, Dave.....1972  
 Gunner, Harry.....1966, 67  
 Gurlay, Wayne.....1918, 20

## H

Halbrook, Swede.....1954, 55  
 Hales, Jeff.....1985, 86  
 Hall, Don.....1941, 42  
 Haller, Jeff.....1970, 71, 72  
 Halligan, Reggie.....1953, 54, 55  
 Hamilton, Roswell.....1909  
 Hampton, Calvin.....2006, 07, 08, 09, 10  
 Hanchett, Jim.....2004, 05  
 Harge, Joe.....1987, 88, 89  
 Harman, Lee.....1957, 58, 59  
 Harper, Bill.....1949, 50, 51

Harris, Kevin.....1990, 91, 92, 93  
 Harris, Mal.....1937, 38, 39  
 Hart, Dean.....1982  
 Harter, Grant.....1962, 63  
 Hartung, Don.....1927, 28  
 Haskin, Scott.....1989, 90, 92, 93  
 Haynes, Calvin.....2008, 09, 10, 11  
 Haynes, Gary.....1956, 57, 58  
 Hayward, David.....1961, 62, 63  
 Haywood, Jimmie.....2000, 01, 02, 03  
 Heide, Jason.....1998, 99, 00, 01  
 Hellwege, Lynn.....1987, 88  
 Henjum, Mark.....1972  
 Hennessey, Tim.....1974, 75, 76  
 Henningsen, Ted.....1945, 46  
 Heredia, Vladimir.....1995  
 Hiatt, Dale.....1944  
 Hibbard, George.....1933, 34, 35  
 Hightower, Rod.....1973  
 Hill, Fred.....1933, 34, 35  
 Hilliard, Brian.....1977, 78  
 Hinchin, Vince.....1980  
 Hjelte, Marshall.....1922, 23  
 Hoff, Mustapha.....1993, 95  
 Holbrook, Rob.....1979, 80, 81, 82  
 Holman, Tommy.....1949, 50  
 Hooks, Kenny.....2004, 05  
 Horton, Merv.....1908, 09, 10  
 Houck, Carlos.....1951  
 Houston, Darrin.....1984, 85, 86  
 Howard, Bob.....1943  
 Hubbard, Clyde.....1920, 21  
 Hughes, Liam.....2005, 06, 07  
 Hunter, Alex.....1938, 39, 40  
 Hurd, Lamar.....2003, 04, 05, 06

## I

Inglesby, Trent.....1993, 94

## J

Jackson, Brian.....2000, 01, 02, 03  
 Jackson, Mario.....1991, 92  
 Jacobson, Bob.....1960, 61, 62  
 James, Clarence.....1933  
 Janzik, John.....1931  
 Jarboe, Johnny.....1953, 54, 55  
 Jarvis, Jim.....1963, 64, 65  
 Jeffers, Kyle.....2004, 05, 06, 07  
 Jeffries, Howard.....1943  
 Jernigan, Emonte.....2001  
 Johns, Miles.....1916  
 Johnson, Ernest.....1959, 60, 61  
 Johnson, Michael.....2004, 05, 06, 07  
 Johnson, Omari.....2008, 09, 10, 11  
 Johnson, Parrish.....1984  
 Johnson, Phil.....1996  
 Johnson, Rockne.....1976  
 Johnson, Roger.....1959  
 Johnson, Steve.....1977, 78, 79, 80, 81  
 Johnston, Daniel.....1951, 52, 53  
 Jones, Cliff.....1973, 74  
 Jones, Clifton.....1999, 00  
 Jones, Daniel.....2011



Jones, Marcel .....2005, 06, 07, 08  
 Jones, Ron .....1972, 73, 74  
 Jordan, Leon .....1975, 76, 77  
 Jurgenson, Neal .....1971, 72, 73

**K**

Kaska, Mark .....1985, 86  
 Kebbe, Chester .....1936, 37, 38  
 Keck, Mike .....1971  
 Keck, Walter .....1910, 11  
 Kidder, Wilbur .....1934, 35, 36  
 Killum, Earnest .....1992  
 Kincaid, Bob .....1919  
 King, Billy .....1913, 14, 15  
 King, Brian .....1986  
 Kinney, Glen .....1949, 50, 51  
 Kitt, Darrell .....1975, 77  
 Klein, Chuck .....1939  
 Knight, Nate .....1997  
 Knox, Eric .....1985, 87, 88, 89  
 Kolberg, Elmer .....1937, 38  
 Krafve, Jerry .....1946  
 Kraus, Jim .....1963, 64, 65  
 Krauss, John .....1986  
 Kruger, Dutch .....1918  
 Kruger, Merle .....1938  
 Kuter, Jeff .....1967, 68, 69

**L**

Labbart, Bob .....1945  
 Lake, Josiah .....1999, 00  
 Lankford, Raymond .....1981, 82  
 Lankton, Steve .....1981  
 Lawson, David .....1992, 93  
 Lee, Fred .....1944  
 Lee, Rickey .....1975, 76, 77, 78  
 Lenchitsky, Carl .....1932, 33, 34  
 Lewis, Ed .....1931, 32, 33  
 Low, Charles .....1917  
 Lucas, David .....2002, 03, 04, 05  
 Lyman, Elwood .....1923, 24  
 Lyman, Howard .....1936, 37  
 Lyman, Richard .....1930, 31, 35

**M**

MacDonald, Red .....1932, 33, 34  
 Mandic, Frank .....1938, 39, 40  
 Mandic, John .....1940, 41, 42  
 Manker, Chris .....2001  
 Markham, Mike .....1967, 68, 69  
 Marshall, David .....1916, 17  
 Marshall, Todd .....1997, 98  
 Marshik, Frank .....1944  
 Martin, Doug .....1941, 42, 47  
 Martin, Earl .....1986, 87, 88, 89, 90  
 Martin, Tony .....1979, 80  
 Masten, Adam .....1999, 00, 01, 02  
 Mathews, Tommy .....1927, 28  
 Mattson, Claude .....1911, 12  
 May, Tom .....1912, 13, 14  
 McCart, Babe .....1919, 20, 21  
 McClouskey, Andy .....1978, 79, 80  
 McConnell, Joey .....2006, 07, 08, 09  
 McGillis, Jack .....2006, 07  
 McGrath, Bernie .....1944, 45, 46

McIntosh, Lamont .....1989, 90  
 McKinney, Charles .....1990, 91, 92, 93  
 McMullen, Tommy .....1923  
 McNutt, George .....1941, 42  
 McShane, Bill .....1978, 79, 80, 81  
 McShane, Kevin .....2009, 10, 11  
 Merrill, Howard .....1930, 31, 32  
 Merryman, Art .....1935, 36, 37  
 Miller, Paul .....1973, 74, 75, 76  
 Miller, Ted .....1957, 58, 59  
 Miller, Tyrone .....1983, 84, 85, 86  
 Mix, Ira .....1914, 15, 16  
 Monroe, Norm .....1961  
 Moore, David .....1967, 68, 69  
 Moore, Harry .....1908, 09  
 Moore, John .....1945  
 Moore, Justin .....1994, 96  
 Moores, Merrill .....1902, 03, 04, 05  
 More, Bill .....1967, 68, 69  
 Moreland, Eric .....2011  
 Moss, Wayne .....1956, 57, 58  
 Mott, Andy .....1983  
 Moye, Malinka .....1995  
 Muench, Doug .....1982  
 Muhammad, Rahim .....1996  
 Mulder, Jack .....1940, 41, 42  
 Murphy, Rhys .....2011

**N**

Nanson, Ken .....1956, 57, 58  
 Nash, J.S. ....2002, 03, 04, 05  
 Nau, Jim .....1950, 51, 52  
 Neal, Charlie .....1973, 74, 75  
 Neal, Darrell .....1982  
 Neal, Ernie .....1946  
 Neal, Jim .....1971  
 Nelson, Roberto .....2011  
 Nickleberry, Billy .....1970, 71, 72  
 Niles, Bob .....1960  
 North III, Floyd .....2002, 03

**O**

O'Bryan, Obie .....1929  
 O'Connell, Skeet .....1932, 33, 34  
 Olson, Moses .....1999  
 Orr, Jack .....1950, 51, 52  
 Ortiz, Jose .....1986, 87  
 Oxsen, Doug .....1973, 74, 75

**P**

Padgett, Jim .....1950, 52  
 Paldanius, Ward .....1948  
 Palmberg, Wally .....1934, 35, 36  
 Parsons, Pete .....1969  
 Patsel, Ralph .....1952-53  
 Patterson, Bruce .....1958, 60  
 Patton, John .....1988  
 Paulus, Larry .....1954, 55, 56  
 Pauly, Steve .....1961, 62, 63  
 Payne, Bob .....1950, 51  
 Payton, Brandon .....2002  
 Payton, Gary .....1987, 88, 89, 90  
 Penilton, Dave .....1977  
 Perkins, Tim .....1969, 70, 71  
 Peters, Frank .....1963, 64

Petersen, Alex .....1947, 48, 49  
 Petersen, Eric .....1994  
 Petersen, Loy .....1966, 67, 68  
 Peterson, Brandon .....1994  
 Peterson, Scott .....1999  
 Petraitis, Ramunas .....1999, 00  
 Petrovic, Sasa .....1996, 97, 98, 99  
 Pflugrad, Roy .....1938, 39  
 Phelan, Bob .....1970  
 Phillips, Walter .....1915, 17  
 Phipps, Tom .....1969, 71, 72  
 Phoenix, DeLon .....1991  
 Pilkington, Bert .....1903  
 Pinkerton, Jim .....1926  
 Pino, Don .....1957  
 Plante, Rich .....1973, 74  
 Porterfield, Ralph .....1902  
 Potter, Derek .....2002, 03, 04, 05  
 Pryor, Sean .....1996, 97  
 Puddy, Hal .....1944, 45  
 Pugh, Hal .....1909, 10

**R**

Radford, Mark .....1978, 79, 80, 81  
 Ray, Howard .....1916, 17, 18  
 Reardon, Butts .....1918, 19, 20  
 Reed, Cliff .....1910, 11  
 Reed, Nollie .....1906, 07  
 Reed, Rick .....1971, 72, 73  
 Reiman, Bob .....1944  
 Reinalda, Johan .....1988, 89  
 Remmers, Vic .....2002, 03, 04, 05  
 Reynolds, Skeet .....1919, 20  
 Ricci, Philip .....2002, 03  
 Richard, Chris .....2010  
 Richards, Lyle .....1922  
 Ridings, Red .....1923, 24, 25  
 Riggs, Jeff .....1996, 97  
 Rinearson, Len .....1948, 49, 50  
 Rinehart, Rinee .....1903  
 Rinehart, Earl .....1903, 04, 05  
 Ringmar, Henrik .....1991  
 Rissman, Bob .....1937  
 Roberts, Jason .....1996  
 Robins, Ron .....1952, 53, 54, 55  
 Robinson, George .....1918  
 Rocha, Red .....1945, 46, 47  
 Rocklin, Tony .....1994  
 Roelandt, Frank .....1947, 48  
 Romano, Tony .....1938, 39, 40  
 Romanoff, Ted .....1952, 53, 54  
 Rooper, Henry .....1907, 08  
 Rose, Chris .....1997  
 Ross, Art .....1921, 22  
 Ross, Frank .....1921  
 Ross, Ray .....1992  
 Ross, Tony .....1991  
 Rossi, Gary .....1961, 62, 63  
 Rothman, Randy .....1964  
 Rueppell, Chris .....1990  
 Runyon, Carl .....1974, 75

**S**

Sample, Jarman .....2002, 03  
 Samuel, Don .....1947, 48

Sanders, Clem .....1921  
 Savory, Jack .....1927, 28  
 Schaftenaar, Roeland .....2007, 08, 09, 10  
 Schroeder, Arnold .....1958  
 Peterson, Scott .....1991, 92, 93  
 See, Joe .....2002  
 Sertic, George .....1944, 45  
 Shadoin, Phil .....1955  
 Shaw, Clayton .....1940, 41  
 Shelton, Lonnie .....1974, 75  
 Sherwood, Bill .....1987, 88  
 Shirtcliff, Edward .....1953  
 Shontz, Gary .....1971, 72, 73  
 Shreeve, Orm .....1927  
 Sieberts, Adolph .....1914, 15, 16, 17  
 Silver, Morris .....1947  
 Sim, Tim .....1979  
 Simms, Jack .....1944, 45  
 Sitton, Charlie .....1981, 82, 83, 84  
 Sledge, Jeff .....1974  
 Sliper, Paul .....1948, 49, 51  
 Smith, Bruce .....1977  
 Smith, Don .....1974, 75, 76, 77  
 Smith, Rocky .....1976, 77  
 Smith, Steve .....1977, 78, 79  
 Smith, Wylie .....1964  
 Snyder, Ray .....1949, 50  
 Spires, Fred .....1908, 09  
 Spivey, Kevin .....1984  
 Stafford, Stan .....1960, 61  
 Stamps, Rex .....1957  
 Stangel, Jamie .....1980, 82, 83, 84  
 Starks, Ahmad .....2011  
 Starr, Brett .....1981, 82, 83  
 Steele, Carlos .....1923, 24, 25  
 Steinthal, Josh .....1999, 00, 01  
 Steiwer, Karl .....1902, 03, 04, 05  
 Stel, Travis .....1991  
 Stephens, Chris .....2003, 04, 05, 06  
 Stephens, Steve .....1995  
 Stevens, Maurice .....1964, 65  
 Stewart, Brady .....1969  
 Stidham, Bill .....1938, 39  
 Stinson, Dick .....1920, 21, 22  
 Stitt, Don .....1939, 40  
 Stoddard, Pete .....1924, 25  
 Stokes, Pappy .....1902, 03, 04, 05  
 Storey, Ken .....1948, 50  
 Stoutt, Jeff .....1978, 79, 80, 81  
 Stovall, Michael .....2008  
 Strait, Dick .....1945  
 Strickland, Pat .....1992, 93  
 Sturmer, David .....2010  
 Sugrue, Jim .....1953  
 Sutton, Bob .....1955  
 Svlar, Vojin .....2007  
 Swann, Skeeter .....1904, 05, 06, 07

**T**

Tait, Alan .....1981, 82, 83, 84  
 Tait, Bill .....1943  
 Tanner, Deaundra .....1998, 99, 00, 01  
 Tarver, Josh .....2007, 08, 09, 10  
 Tarver, Seth .....2007, 08, 09, 10  
 Taylor, Merle .....1933, 34, 35



Thierry, Byron ..... 1985  
 Thioune, Ibou ..... 1993  
 Thomas, Terry ..... 1931, 32  
 Thomas, Todd..... 1985, 86, 87  
 Thomason, Aaron..... 1996  
 Toole, Bill ..... 1952, 53, 54, 55  
 Torgerson, Ray ..... 1962, 63  
 Torrey, Dan ..... 1947, 48, 49, 51  
 Torson, Jim..... 1928, 29, 30  
 Tsagarakis, Angelo ..... 2004, 06, 07  
 Tucker, George..... 1974, 75, 76, 77  
 Turina, Pat ..... 1977, 78  
 Tulley, Ted..... 1902  
 Tuttle, Hub ..... 1935, 36, 37  
 Tuttle, Leighton..... 1958

**V**

Vaden, Jerome..... 1997, 98  
 Valenti, Paul ..... 1940, 41, 42  
 Varnelli, Nello ..... 1937, 38, 39  
 Vance, Sal ..... 2003  
 Vannett, Ed ..... 1944  
 Verkerk, Jaap ..... 1980  
 Vetter, J.D..... 1993, 94, 95, 96  
 Vlastelica, Tony ..... 1953, 54, 55  
 von Backstrom, George..... 1999, 00

**W**

Walker, Iyan ..... 1996, 98, 99, 00  
 Wallace, Lathen..... 2008, 09, 10, 11  
 Walton, Ronnie ..... 1998  
 Warren, Glen ..... 1942, 43, 46

Warren, Stewart ..... 1938  
 Wascher, Frank ..... 1928, 29  
 Washington, Wesley ..... 2006, 07  
 Watt, Harvey ..... 1949  
 Weakley, Paul ..... 1986  
 Webber, Larry ..... 1970, 71, 72  
 Weide, Karl ..... 1966, 67, 70  
 Weisensee, Mark ..... 1995  
 West, Greg ..... 1984  
 West, Larry ..... 1945  
 Whelan, Rick ..... 1964, 65, 66  
 White, Charlie ..... 1965, 66  
 Whitehead, Sam ..... 1971, 72, 73  
 Whiteman, Tex..... 1952, 53, 54, 55  
 Whitlock, Cotton..... 1929, 30  
 Wilken, Gary..... 1966, 67, 68  
 Wilkinson, Jerry ..... 1976

Williams, Rob ..... 1995, 96  
 Wilson, Bushrod ..... 1902  
 Wilson, Dick ..... 1955, 56  
 Wilson, Jeff ..... 1981, 82, 83  
 Wiltjer, Greg ..... 1982  
 Wintermute, Ira ..... 1937  
 Wold, Bill..... 1960, 61  
 Wold, Rich ..... 1988, 89, 90  
 Woodland, Jim ..... 1959, 60, 61  
 Woods, Terrill ..... 1997, 98  
 Woodside, Steve ..... 1983, 84, 85, 86  
 Woolrich, Brad ..... 1974, 75  
 Wright, Marcellus..... 1988

**Y**

Yantis, Red ..... 1908

# NBA DRAFT AND HONORS

## NBA DRAFT REGISTER

YEAR	ROUND	OVERALL	PLAYER	TEAM
1947	—	—	John Mandic	Washington
	—	—	Red Rocha	Toronto
1948	—	—	Norm Carey	Boston
	—	—	Cliff Crandall	Minneapolis
1951	—	—	Bob Payne	Minneapolis
	—	—	Bill Harper	Baltimore
	—	—	Dan Torrey	Baltimore
1955	—	—	Tony Vlastelica	Rochester
1956	—	—	Swede Halbrook	Syracuse
1958	1st	7th	Dave Gambee	St. Louis
1959	4th	31st	Lee Harman	St. Louis
1961	9th	80th	Karl Anderson	L.A. Lakers
1962	6th	48th	Jay Carty	St. Louis
1964	1st	9th	Mel Counts	Boston
1965	6th	48th	Jim Jarvis	San Francisco
1967	17th	162nd	Loy Petersen	Baltimore
1968	2nd	17th	Loy Petersen	Chicago
1969	9th	116th	Vince Fritz	Seattle
1970	1st	16th	Gary Freeman	Milwaukee
	6th	87th	Vic Bartolome	San Francisco
	17th	233rd	Vince Fritz	Baltimore
1972	1st	5th	Freddie Boyd	Phoenix
1973	6th	89th	Neal Jurgenson	Portland
	10th	154th	Sam Whitehead	Portland
1974	10th	163rd	Ron Jones	Portland
1976	2nd	25th	Lonnie Shelton	New York
	4th	62nd	Paul Miller	Phoenix
1977	4th	84th	Rocky Smith	Houston
	7th	148th	Don Smith	Portland
1978	4th	71st	Rickey Lee	Indiana
1981	1st	7th	Steve Johnson	Kansas City
	2nd	36th	Ray Blume	Indiana
	3rd	53rd	Mark Radford	Seattle
1982	1st	14th	Lester Conner	Golden State
1983	7th	143rd	Danny Evans	San Diego
1984	2nd	38th	Charlie Sitton	Dallas
1985	1st	23rd	A.C. Green	L.A. Lakers
1986	7th	141st	Steve Woodside	Indiana
1987	1st	15th	Jose Ortiz	Utah
1990	1st	2nd	Gary Payton	Seattle
1993	1st	14th	Scott Haskin	Indiana
1995	1st	15th	Brent Barry	Denver
1998	1st	28th	Corey Benjamin	Chicago

## ALL-NBA TEAMS

1993-94 — Gary Payton (third team)  
 1994-95 — Gary Payton (second team)  
 1995-96 — Gary Payton (second team)  
 1996-97 — Gary Payton (second team)  
 1997-98 — Gary Payton (first team)  
 1998-99 — Gary Payton (second team)  
 1999-00 — Gary Payton (first team)  
 2000-01 — Gary Payton (third team)  
 2001-02 — Gary Payton (second team)

## ALL-ROOKIE TEAMS

1972-73 — Freddie Boyd (first team)  
 1990-91 — Gary Payton (second team)  
 1995-96 — Brent Barry (second team)

## ALL-DEFENSIVE TEAMS

1988-89 — A.C. Green (second team)  
 1993-94 — Gary Payton (first team)  
 1994-95 — Gary Payton (first team)  
 1995-96 — Gary Payton (Defensive Player of the Year, first team)  
 1996-97 — Gary Payton (first team)  
 1997-98 — Gary Payton (first team)  
 1998-99 — Gary Payton (first team)  
 1999-00 — Gary Payton (first team)  
 2000-01 — Gary Payton (first team)  
 2001-02 — Gary Payton (first team)

## ALL-STAR GAME PARTICIPANTS

1951 — Red Rocha  
 1952 — Red Rocha  
 1982 — Lonnie Shelton  
 1990 — A.C. Green  
 1994 — Gary Payton  
 1995 — Gary Payton  
 1996 — Gary Payton  
 1997 — Gary Payton  
 1998 — Gary Payton  
 2000 — Gary Payton  
 2001 — Gary Payton  
 2002 — Gary Payton  
 2003 — Gary Payton


## NBA FINALS PARTICIPANTS

1955 — Red Rocha, Syracuse Nationals (champions)  
 1965 — Mel Counts, Boston Celtics (champions)  
 1966 — Mel Counts, Boston Celtics (champions)  
 1967 — Dave Gambee, Philadelphia 76ers (champions)  
 1968 — Mel Counts, L.A. Lakers  
 1969 — Jay Carty, L.A. Lakers  
 1969 — Mel Counts, L.A. Lakers  
 1970 — Mel Counts, L.A. Lakers  
 1973 — Mel Counts, L.A. Lakers  
 1979 — Lonnie Shelton, Seattle SuperSonics (champions)  
 1987 — A.C. Green, L.A. Lakers (champions)  
 1988 — A.C. Green, L.A. Lakers (champions)  
 1989 — A.C. Green, L.A. Lakers  
 1996 — Gary Payton, Seattle SuperSonics  
 2000 — A.C. Green, L.A. Lakers (champions)  
 2004 — Gary Payton, L.A. Lakers  
 2005 — Brent Barry, San Antonio Spurs (champions)  
 2006 — Gary Payton, Miami Heat (champions)  
 2007 — Brent Barry, San Antonio Spurs (champions)

## FORMER BEAVERS IN THE NBA & ABA

### BRENT BARRY

Barry (1992-95) was the 15th overall pick in the 1995 NBA Draft and helped lead the San Antonio Spurs to the NBA Championship in 2005 and '07. He started in the same backcourt with Gary Payton on the Seattle SuperSonics for four seasons and had his best scoring season in 2001-02 with the Sonics when he averaged 14.4 points per game. He also played for the Los Angeles Clippers, Miami Heat, Chicago Bulls and Houston Rockets. He finished his 14-year NBA career with 1,395 three-pointers made, a free throw percentage of 82.3 percent and 8,488 points. He won the NBA Slam Dunk Contest in 1996.



### VIC BARTOLOME

Bartolome (1968-70) was taken in the sixth round of the 1970 NBA Draft and played one season for the Golden State Warriors where he averaged 0.9 points and 1.6 rebounds per game.

### COREY BENJAMIN

Benjamin (1997-98) was selected in the first round of the 1988 NBA Draft by the Chicago Bulls and played three seasons for the Bulls and one season for the Atlanta Hawks. He averaged 7.7 points for the Bulls in 1999-00 and played 153 career games in the NBA.



### RAY BLUME

Blume (1978-81) was taken in the second round of the 1981 NBA Draft and played one season for the Chicago Bulls where he played in 49 games and averaged 4.6 points per game.

### FREDDIE BOYD

A former Oregon State player and assistant coach, Boyd (1970-72) was the fifth overall selection in the 1972 NBA Draft and played in the NBA for six seasons with the Philadelphia 76ers and New Orleans Jazz. He played all 82 games as a rookie when he averaged a career-best 10.5 points and was selected to the NBA All-Rookie First Team. He finished his career with 2,784 points and 986 assists in 327 games.



### JAY CARTY

Carty (1960-62) was selected in the sixth round of the 1962 NBA Draft and played one season for a Los Angeles Lakers team that advanced to the NBA Finals. He averaged 2.7 points and 2.1 rebounds in 28 games that season.



### LESTER CONNER

Conner (1981-82) was the 14th overall selection in the 1982 NBA Draft, the year after he was selected the Pac-10 Player of the Year. He played 12 seasons with the Golden State Warriors, Houston Rockets, New Jersey Nets, Milwaukee Bucks, Los Angeles Clippers, Indiana Pacers and Los Angeles Lakers and finished his career with 4,337 points, 2669 assists and 1,085 steals in 687 games.

### MEL COUNTS


Counts (1962-64) was selected ninth overall in the 1964 NBA Draft by Boston and enjoyed a successful 12-year NBA career with the Celtics, Baltimore Bullets, Los Angeles Lakers, Phoenix Suns, Philadelphia 76ers and New Orleans Jazz. He appeared in the NBA Finals six times and won NBA titles with the Celtics in 1965 and '66. Counts played 789 games and scored 6,516 points and pulled down 4,756 rebounds in his NBA career.

### GARY FREEMAN

Freeman (1968-70) was the 16th overall selection in the 1970 NBA Draft and played one season with the Milwaukee Bucks and Cleveland Cavaliers, averaging 3.2 points and 2.0 rebounds per game.

### DAVE GAMBEE

Gambée (1956-58) was drafted seventh overall in the 1958 NBA Draft by the St. Louis Hawks and played 12 seasons in the NBA with the Hawks, Syracuse Nationals, Philadelphia 76ers, San Diego Rockets, Milwaukee Bucks, Detroit Pistons and San Francisco Warriors. He averaged double-figures in scoring seven seasons, including a career-high 16.7 points per game in 1961-62, and helped the 76ers win the NBA Championship in 1967.



### A.C. GREEN

Known as the NBA's "Iron Man", Green (1982-85) played 1,192 consecutive NBA games, more than any player in NBA and ABA history. He played 1,278 out of 1,281 games in his career (99.8%) with the Los Angeles Lakers, Phoenix Suns, Dallas Mavericks and Miami Heat. Green was the 23rd overall selection in the 1985 NBA Draft by the Lakers and won three NBA Championships in his four trips during his time in Los Angeles. He finished his career with 12,331 points and 9,473 rebounds in 16 seasons, was named to the 1988-89 All-Defensive Second Team and played in the 1990 All-Star Game.

**SWEDE HALBROOK**

Halbrook (1954-55) played two seasons for the Syracuse Nationals after being drafted in the 1955 NBA Draft and scored 786 points and pulled down 949 rebounds.

**SCOTT HASKIN**


Haskin (1989-93) was the 14th overall selection in the 1993 NBA Draft and played one season with the Indiana Pacers where he scored 55 points and had 55 rebounds.

**JIM JARVIS**

Jarvis (1963-65) was selected in the sixth round in the 1965 NBA Draft by San Francisco and played two seasons in the ABA with the Pittsburgh Pipers, Los Angeles Stars and Minnesota Pipers.

**STEVE JOHNSON**

Johnson (1977-81) was the seventh overall selection in the 1981 NBA Draft by the Kansas City Kings and enjoyed 10 seasons in the NBA with the Kings, Chicago Bulls, San Antonio Spurs, Portland Trail Blazers, Minnesota Timberwolves, Seattle SuperSonics and Golden State Warriors. He played 626 career games and scored 7,345 points and had 3,450 rebounds.

**JOHN MANDIC**

Mandic (1940-42) was the first Oregon State player drafted when he was selected by the Washington Capitols in the 1947 Basketball Association of America (forerunner of the NBA) Draft. He played one season for the Indianapolis Jets and one season for the Capitols and Baltimore Bullets.

**JOSE ORTIZ**

Ortiz (1986-87) was the 15th overall selection in the 1987 NBA Draft by Utah and played two seasons with the Jazz where he played in 64 games and scored 183 points and pulled down 73 rebounds.

**GARY PAYTON**

One of the greatest point guards in NBA history, Payton (1987-90) is the highest Oregon State player ever drafted when he was taken second overall by Seattle in the 1990 NBA Draft. He earned the nickname "The Glove" as he was selected to the All-Defensive First Team nine times and was named Defensive Player of the Year in 1996. Payton was named to the All-NBA Team nine times, played in the NBA All-Star Game nine times and won an NBA Championship with the Miami Heat in 2006. He finished his career with 21,813 points and in the top-five in NBA history in assists (8,966) and steals (2,445) in 1,335 games.

**LOY PETERSON**

Peterson (1966-68) was selected in the 1967 NBA Draft by Baltimore and the 1968 NBA Draft by the Chicago Bulls where he played for two seasons and scored 199 points in 69 career games.

**MARK RADFORD**

Radford (1978-81) was selected in the third round of the 1981 NBA Draft by Seattle and played two seasons for the SuperSonics where he scored 347 points and dished out 161 assists in 97 career games.

**RED ROCHA**

Rocha (1945-47) was selected in the 1947 Basketball Association of America (forerunner of the NBA) Draft and played nine seasons with the St. Louis Hawks, Baltimore Bullets, Syracuse Nationals and Fort Wayne Pistons. He was selected to the 1951 and '52 NBA All-Star Game and won an NBA Title with the Nationals in 1955. Rocha scored 6,362 points and added 2,747 rebounds and 1,153 assists in 586 career games.

**LONNIE SHELTON**

Shelton (1974-75) was selected in the second round of the 1976 NBA Draft by the New York Knicks and played 10 seasons in the NBA for the Knicks, Seattle SuperSonics and Cleveland Cavaliers. He was selected to the 1982 NBA All-Star Game when he averaged a career-high 14.9 points per game and helped lead the Sonics to their only NBA Championship in franchise history in 1979. Shelton finished his career with 8,049 points and 4,136 rebounds in 673 games.

**CHARLIE SITTON**

Sitton (1981-84) was selected in the second round of the 1984 NBA Draft by Dallas and played one season for the Mavericks where he scored 91 points and pulled down 60 rebounds in 43 games.

# MEDIA INFORMATION

The 2011-12 Oregon State men's basketball media guide is a source of information for the news media. Additional information is available upon request from the Oregon State Athletics Communications Office. News releases and photographs will be made available to accredited members of the media. The OSU Athletics Communications Office is located on the second floor of Gill Coliseum in room 209.

Men's Basketball Media Contact .....	Shawn Schoeffler
Office Phone.....	541-737-8898
Cell Phone .....	541-231-1430
Email.....	shawn.schoeffler@oregonstate.edu
Mailing Address.....	209 Gill Coliseum Corvallis, OR 97331
Press Row Phone .....	541-737-3020

## MEDIA CREDENTIALS

Credentials to cover Oregon State men's basketball home games may be secured by contacting Shawn Schoeffler. Requests should be made at least one week before the requested game. Credentials can be picked up at the OSU Athletics Communications Office in 209 Gill Coliseum or will be left at the will call office at Gill Coliseum on game day.

## INTERVIEW REQUESTS

All interview requests for Oregon State men's basketball coaches and players must be made through Shawn Schoeffler. The best time to interview coaches and players is before or after practice. For interviews that require more time and planning, please make arrangements at least two days in advance.

## PRACTICES

The first 20 minutes of Oregon State men's basketball practices are generally open to the media. The media can begin interviewing coaches and players 30 minutes before the scheduled starting practice time. Some practices are closed to the media and some will be open for the entire practice time. Contact Shawn Schoeffler for practice times at least one day before the scheduled practice.

## GAME NOTES

A set of Oregon State game notes will be made available to members of the media prior to each game. To be included on the Oregon State men's basketball email list in order to receive the notes prior to each game, please contact Shawn Schoeffler. Notes will also be available on [osubeavers.com](http://osubeavers.com).

## GAME-DAY SERVICES

Credentialed media will be allowed entrance to Media Room 15 (located at the basement of Gill Coliseum) two hours prior to tipoff. Pregame notes will be available. The OSU Athletics Communications Office will provide player statistics and a play-by-play summary at halftime and at the end of each game. Coach and player quotes will be transcribed and distributed after each game.

## POSTGAME INTERVIEWS

The Oregon State locker room is closed to the media at all times for home and away games. After home games, Oregon State head coach Craig Robinson and selected players will be escorted to Media Room 15 (located in the basement of Gill Coliseum). The visiting head coach and selected players will be available outside the opponent's locker room at Room 17A (located in the basement of Gill Coliseum). Media should contact the visiting athletics communications director for the team's interview policies.

## PAC-12 TELECONFERENCE

Every Tuesday during the Pac-12 season, all 12 head coaches participate in a weekly teleconference call with the media. Please contact the Pac-12 at 925-932-4411 or Shawn Schoeffler for the schedule and call-in number. A taped replay is also available on [www.pac-12.org](http://www.pac-12.org).

## ON THE INTERNET

For the latest information, including live game coverage, weekly press releases, statistics, game times, rosters and more, go to [osubeavers.com](http://osubeavers.com) and [insidebeaverbasketball.com](http://insidebeaverbasketball.com). Additional information on the Oregon State men's basketball program can be found on Facebook ([facebook.com/oregonstatemb](http://facebook.com/oregonstatemb)) and Twitter ([twitter.com/oregonstatemb](http://twitter.com/oregonstatemb)).

## MEDIA SERVER

A media server containing heads shots and other Oregon State information has been setup. Please contact the OSU Athletics Communications office for instructions on how to access the server.

## BEAVER SPORTS RADIO NETWORK

The Oregon State men's basketball team enjoys one of the finest radio packages in the Pacific-12 Conference. Every Oregon State game is broadcast in Corvallis and Portland as well as other areas around the state of Oregon. The Beavers can also be found on "Joe Radio", KEJO 1240-AM in Corvallis. In Portland, KPAM 860 and its sister-station, KKAD 1550-AM, will air all Oregon State regular season and postseason games. Mike Parker serves as the play-by-play voice of the Oregon State men's basketball team.

Bend	KICE-AM 940
Burns	KORC-FM 92.7
Coos Bay	KBBR-AM 1340
Corvallis	KEJO-AM 1240
Cottage Grove	KNND-AM 1400
Enterprise	KWVR-AM 1340, KWVR-FM 92.1
Eugene	KKNX-AM 840, KLZS-AM 1450
Florence	KCFM-FM 104.1, KCFM-FM 103.1, KCFM-AM 1250
Grants Pass	KAKT-FM 104.7
Hermiston	KOHU-AM 1360
Klamath Falls	KLAD-AM 960
Medford	KAKT-FM 105.1
Newport	KNPT-AM 1310
Portland	KPAM-AM 860
Prineville	KRCO-AM 690
Roseburg	KSKR-AM 1490
Salem	KBZY-AM 1490
The Dalles	KODL-AM 1440

## JOE BEAVER SHOW

Each weekday from noon to 2 p.m. Mike Parker and Jon Warren host an Oregon State sports-themed show in the Greater Corvallis area on 1240 KEJO-AM Radio called the Joe Beaver Show that regularly features head coach Craig Robinson and men's basketball players.

## ROOT SPORTS

ROOT SPORTS is the regional television partner for Oregon State Athletics and reaches 3.4 million households in the states of Oregon, Washington, Alaska, Idaho and parts of Nevada and Montana. ROOT SPORTS, which is also available on the Fox College Sports cable and satellite digital tier, airs football, men's and women's basketball and baseball games. ROOT SPORTS is part of the DIRECTV Sports Networks that reach more than 8.5 million viewers across 17 states.

## BEAVER SPORTS TALK

"Beaver Sports Talk", a weekly statewide call-in show, begins on Tuesday, Nov. 29, and will feature Oregon State men's basketball head coach Craig Robinson and Mike Parker. The show is live from McMenamins Brewpub on Monroe Street in Corvallis and airs on most of the Beaver Sports Radio Network stations and is streamed live on Beaver Nation Online at [osubeavers.com](http://osubeavers.com).

## BEAVERS ALL-ACCESS

ROOT SPORTS will again air the popular magazine show tentatively on Wednesday nights during the season. The show will also be replayed several times each week on FSN's ROOT SPORTS, a part of the DIRECTV Sports Networks that comprises three regional sports networks that reach more than 8.5 million viewers across 17 states. Through its subsidiaries and affiliated companies in the United States, Brazil, Mexico and other countries in Latin America, DIRECTV, the world's most popular television service, serves more than 18.4 million households.

## BEAVER NATION ONLINE

The subscription-based site within [osubeavers.com](http://osubeavers.com) offers exclusive interviews, highlights, webcasts and special features from Oregon State coaches and players during the year. More than 500 videos are added to Beaver Nation Online during the year, including more than 40 live baseball games, game replays, weekly and postgame press conferences, special features, highlights, classic games and much more.

# LOCAL MEDIA INFORMATION

## PRINT

OUTLET	MAILING ADDRESS	CITY	PHONE	CONTACT	EMAIL	WEBSITE
Associated Press	121 SW Salmon, Suite 1450	Portland, OR 97204	(503) 228-2169	Anne Peterson	apeterson@ap.org	www.ap.org
Bend Bulletin	P.O. Box 6020	Bend, OR 97708	(541) 382-1811	Bill Bigelow	bbigelow@bendbulletin.com	www.bendbulletin.com
Coos Bay World	P.O. Box 1840	Coos Bay, OR 97420	(541) 269-1222	John Gunther	jgunther@theworldlink.com	www.theworldlink.com
Corvallis Gazette-Times	600 SW Jefferson	Corvallis, OR 97330	(541) 753-2641	Cliff Kirkpatrick	cliff.kirkpatrick@lee.net	www.gazettetimes.com
The Daily Barometer	Oregon State University	Corvallis, OR 97331	(541) 737-2231	Grady Garrett	baro.sports@oregonstate.edu	www.media.barometer.orst.edu
East Oregonian	211 SE Byers	Pendleton, OR 97801	(541) 276-2211	Matt Entrup	mentrup@eastoregonian.com	www.eastoregonian.com
Eugene Register-Guard	3500 Chad Drive	Eugene, OR 97408	(541) 485-1234	Bob Clark	bob.clark@registerguard.com	www.registerguard.com
Klamath Falls Herald and News	P.O. Box 788	Klamath Falls, OR 97601	(541) 885-4410	Steve Matthies	smatthies@heraldandnews.com	www.heraldandnews.com
Medford Mail Tribune	P.O. Box 1108	Medford, OR 97501	(541) 776-4499	Tim Trower	ttrower@mailtribune.com	www.mailtribune.com
The Oregonian	1320 SW Broadway	Portland, OR 97201	(503) 221-8161	John Hunt	jhunt@oregonian.com	www.oregonlive.com
Portland Tribune	6605 SE Lake Rd.	Portland, OR 97222	(503) 226-6397	Kerry Eggers	kerryeggers@portlandtribune.com	www.portlandtribune.com
Roseburg News-Review	345 NE Winchester	Roseburg, OR 97470	(541) 672-3321	Tom Eggers	teggers@newsreview.info	www.nrntoday.com
Statesman-Journal	280 Church Street	Salem, OR 97308	(503) 399-6700	Gary Horowitz	ghorowit@statesmanjournal.com	www.statesmanjournal.com
Vancouver Columbian	701 W. 8th Street	Vancouver, WA 98660	(360) 694-3391	Greg Jayne	greg.jayne@columbian.com	www.columbian.com

## RADIO

OUTLET	MAILING ADDRESS	CITY	PHONE	CONTACT	EMAIL	WEBSITE
Beaver Sports Radio Network	114 Gill Coliseum	Corvallis, OR 97331	(541) 737-8360	Steve Sullivan	ssullivan@beaversportsproperties.com	www.osubeavers.com
KPAM (860)	6605 SE Lake Road	Portland, OR 97222	(503) 223-4321	Ron Callan	rcallan@kpam.com	www.kpam.com
KEJO (1240)	2840 Marion St. SE	Albany, OR 97321	(541) 926-8628	Mike Parker	parker@osubeavers.com	www.kejoam.com
KEX (1190)	4949 SW MacAdam Ave.	Portland, OR 97239	(503) 225-1190	Scott Lynn	scottlynn@clearchannel.com	www.1190kex.com
KFX - The Fan (1080)	0700 SW Bancroft	Portland, OR 97239	(503) 223-1441	Jason Swygard	jswygard@entercom.com	www.kfxx.com
KGAL (1580)	P.O. Box 749	Albany, OR 97321	(541) 926-8683			www.kgal.com
95.3 The Score (FM)	1200 Executive Parkway Suite 400	Eugene, OR 97405	(541) 284-8571	George Schroeder	writersblock@1320thescore.com	www.1320thescore.com
Sports Radio 750 The Game	1211 SW 5th Ave. Suite 600	Portland, OR 97204	(503) 243-7595	Jay Allen	jay.allen@kxl.com	www.750thegame.com

## TELEVISION

OUTLET	MAILING ADDRESS	CITY	PHONE	CONTACT	EMAIL	WEBSITE
KVAL (CBS)	P.O. Box 1313	Eugene, OR 97401	(541) 485-4888	Tom Ward	ward@kval.com	www.kval.com
KATU (ABC)	P.O. Box 2	Portland, OR 97207	(503) 231-4222	Katy Brown	katyb@katu.com	www.katu.com
KBVR (on campus)	Oregon State University	Corvallis, OR 97331	(541) 737-3522			
KDRV (ABC)	P.O. Box 4220	Medford, OR 97501	(541) 773-1212	Chris Leone	cleone@kdrv.com	www.kdrv.com
KEZI (ABC)	P.O. Box 7709	Eugene, OR 97401	(541) 485-5611	Bryan Salmond	bryansalmond@kezi.com	www.kezi.com
KGW (NBC)	1501 SW Jefferson	Portland, OR 97201	(800) 288-5498	Joe Becker	jbecker@kgw.com	www.kgw.com
KMTR (NBC)	3825 International Court	Springfield, OR 97477	(541) 746-1600	Joe Leadingham	josephleadingham@kmtr.com	www.kmtr.com
KOBI (NBC)	125 Fir Street	Medford, OR 97501	(541) 779-5555	Joe Camarlinghi	jcamarlinghi@kobi5.com	www.localnewscomesfirst.com
KOIN (CBS)	222 SW Columbia Street	Portland, OR 97201	(503) 464-0600	Dan Christopherson	dchristopherson@koin.com	www.koin.com
KPTV (FOX)	14975 NW Greenbrier Parkway	Beaverton, OR 97006	(503) 548-6539	Daniel Sheldon	daniel.sheldon@kptv.com	www.kptv.com
KTVL (CBS)	P.O. Box 10	Medford, OR 97501	(541) 773-7373			www.ktv.com
KTVZ (NBC)	62990 O.B. Riley Road	Bend, OR 97708	(541) 383-2121	Jim Murray	jmurray@ktvz.com	www.ktvz.com

## MIKE PARKER -- "VOICE OF THE BEAVERS"



Mike Parker is entering his 13th season calling Oregon State football, men's basketball and baseball action and has been behind the microphone for some of the school's crowning achievements on the athletic fields. The "Voice of the Beavers" is a 1982 graduate of the University of Oregon with a bachelor's degree in rhetoric and communications. His broadcasting career includes play-by-play for football, basketball and baseball for high school sports in Oregon, beginning in 1977. He was the voice of the Eugene Emeralds (1983-86) minor league baseball club and the Oregon women's basketball program (1983-87). He also was

the play-by-play voice of the AAA Portland Beavers from 1987-92. Parker hosted a show on all-sports KFX Radio from 1990-95 before moving to KEX Radio as host of Sportsline and the Fifth Quarter program following Portland Trail Blazers games. Parker has been named the Oregon Sportscaster of the Year five times, including in 2008. Mike and his wife Missy have two daughters, Lydia and Ellie.

## ATHLETICS COMMUNICATIONS CONTACT INFORMATION

Steve Fenk, Associate Athletic Director

Office: 541-737-7470 E-mail: [steve.fenk@oregonstate.edu](mailto:steve.fenk@oregonstate.edu)

Jason Amberg, Assistant Director

Office: 541-737-7469 E-mail: [jason.amberg@oregonstate.edu](mailto:jason.amberg@oregonstate.edu)

Hank Hager, Assistant Director

Office: 541-737-7472 E-mail: [hank.hager@oregonstate.edu](mailto:hank.hager@oregonstate.edu)

Shawn Schoeffler, Assistant Director

Office: 541-737-8898 E-mail: [shawn.schoeffler@oregonstate.edu](mailto:shawn.schoeffler@oregonstate.edu)

Melody Stockwell, Assistant Director

Office: 541-737-8588 E-mail: [melody.stockwell@oregonstate.edu](mailto:melody.stockwell@oregonstate.edu)

John Cantalupi, Communications Assistant

Office: 541-737-3720 E-mail: [john.cantalupi@oregonstate.edu](mailto:john.cantalupi@oregonstate.edu)

Jordie Lindley, Communications Assistant

Office: 541-737-3720 E-mail: [jordie.lindley@oregonstate.edu](mailto:jordie.lindley@oregonstate.edu)

## PRESIDENT DR. EDWARD RAY



Dr. Edward J. Ray assumed the position of Oregon State University's President on July 31, 2003. Prior to coming to Oregon State, Ray was executive vice president and provost of The Ohio State University.

Beginning July 1 of this year, Ray took over as the chair of the Pac-12 Conference CEO Executive Group.

Under his leadership, OSU has completed and updated a visionary campus-wide strategic plan that is serving as the framework for the university's development in profound and historic ways. Annual research awards

and contracts have increased almost \$123 million at Oregon State to \$275 million since Dr. Ray's arrival. President Ray partnered with the OSU Foundation to launch the university's first comprehensive fundraising campaign. The quiet phase of the campaign began in July, 2004. In October 2010 donors pushed the campaign past the original \$625 million goal almost a year ahead of schedule, enabling the university to announce that the campaign will continue through 2013 with a new goal of \$850 million. The campaign has generated more than \$106 million for scholarships and fellowships, increased OSU's number of endowed faculty positions by more than 50 percent, and supported over a dozen major facility projects on campus, including the Kelley Engineering Center, the Lois Bates Acheson Veterinary Teaching Hospital, Kearney Hall, the Hallie Ford Center for Healthy Children and Families, The Linus Pauling Science Center and the Student Success Center.

Mindful of OSU's commitment to the people of Oregon, Dr. Ray has overseen the expansion of dual-enrollment agreements to all 17 of the state's community colleges, making it easier for students to complete four-year degrees. He has also taken a leadership role in

fostering a more seamless P-20 system, working with area school superintendents, community college leaders and university colleagues to strengthen institutional connections and enhance the student experience. Dr. Ray has also helped to usher in a new era of partnership and cooperation between Oregon's public universities.

Dr. Ray was a member of the economics faculty at Ohio State from 1970-2003, serving as economics department chair from 1976 to 1992. He served as an associate provost from May 1992 until May 1993, senior vice provost and chief information officer from 1993-1998, and executive vice president and provost from 1998-2003.

His research interests include the history of protectionism in the United States, the determinants of U.S. foreign direct investment and foreign direct investment in the United States, the structure of tariff and non tariff trade barriers in the United States and abroad and the adoption of Social Security. His work has been published in *The American Economic Review*, *The Journal of Political Economy*, *The Quarterly Journal of Economics*, *The Review of Economic Studies*, *The review of Economics and Statistics*, and other leading journals. He has co-authored a principles text, and his book, "U. S. Protectionism and the World Debt Crisis" was published by Quorum Press in 1989.

Dr. Ray received his undergraduate degree in mathematics from Queens College (CUNY) in June 1966, graduating cum laude and Phi Beta Kappa. He earned his master's in economics from Stanford University in 1969 and his doctorate in economics from Stanford in June 1971.

Before becoming first lady at Oregon State, his wife Beth worked as a practicing attorney, taught business law courses as a faculty member in the Department of Finance at Ohio State University and most recently was a counselor and assistant dean in the College of Arts and Sciences while at Ohio State. They have three children and three grandchildren.

## OREGON STATE UNIVERSITY

Oregon State is a leading research university located in one of the safest, smartest, greenest small cities in the nation. Situated 90 miles south of Portland, and an hour from the Cascades or the Pacific Coast, Corvallis is the perfect home base for exploring Oregon's natural wonders.

Oregon State University has always been a place with a purpose — making a positive difference in quality of life, natural resources and economic prosperity in Oregon and beyond. Through discovery, innovation and application, we are meeting challenges, solving problems and turning ideas into reality.

Founded in 1868, Oregon State is the state's Land Grant university and is one of only two universities in the U.S. to have Sea Grant, Space Grant and Sun Grant designations. Oregon State is also the only university in Oregon to have earned the Carnegie Foundation's top designation, awarded to institutions with "very high research activity."

As Oregon's largest public research university, with a record \$252 million in research funding in 2008-09, Oregon State's impact reaches across the state and beyond. With 12 colleges, 15 Agricultural Experiment Stations, 35 county Extension offices, the Hatfield Marine Sciences Center in Newport and OSU-Cascades Campus in Bend, Oregon State has a presence in every one of Oregon's 36 counties, with a statewide economic footprint of \$1.5 billion.

Oregon State welcomes a diverse student body of nearly 22,000 students from across Oregon, all 50 states and more than 80 countries. They can choose from more than 200 undergraduate and more than 80 graduate degree programs, including over 20 degrees offered online. Oregon State increasingly attracts high-achieving students, with nationally recognized programs in areas such as conservation biology, agricultural sciences, nuclear engineering, forestry, fisheries and wildlife management, community health, pharmacy and zoology.

Oregon State also ranks high in sustainability, fourth among universities nationwide for using renewable energy and first in the Pac-12 Conference. And our students literally help power the university: 22 exercise machines at Dixon Recreation Center are connected to the grid.

The 400-acre main campus in Corvallis includes a Historic District, making Oregon State one of only a handful of U.S. university campuses listed on the National Register of Historic Places. The district includes such icons as Weatherford Hall, the Memorial Union and Benton Hall, the oldest building on campus.

Oregon State is located in Corvallis, a vibrant college town of 53,000 in the heart of Western Oregon's Willamette Valley. Corvallis consistently ranks among the best and safest cities to live in the U.S., as well as among the most environmentally responsible.



# GILL COLISEUM

Legendary Gill Coliseum is the home of the Oregon State men's basketball, women's basketball, women's gymnastics, wrestling and volleyball teams. The arena can handle crowds of 10,400 for competitions on Ralph Miller Court, and the building also includes a weight room, equipment center, locker rooms and offices for the athletic department and its teams.

Named after the late Slats Gill, who was Oregon State's head men's basketball coach for 36 years, the Coliseum is an excellent facility spanning more than an acre.

Gill Coliseum was recently renovated with improvements totaling more than \$3.5 million. The renovation included sandblasting, sealing and painting the exterior shell and new exterior windows and doors. Additionally, an elevator was installed to increase access for students and fans with disabilities.

Gill Coliseum also has a state-of-the-art sports medicine center, located on the lower level, that provides leading-edge injury prevention and rehabilitation services. The center includes cardiovascular equipment and improved training facilities.



The renovation project also upgraded Gill's locker rooms. While a new men's basketball locker room was already completed, a new women's basketball locker room is now open with improvements to the volleyball and soccer locker rooms also being done.

With the improvements, Gill Coliseum continues to be an integral part of the heritage of Oregon State athletics. Since its opening in 1949, Gill Coliseum has been part of more than 3,000 victories, more than 150 Oregon State All-Americans and more than 25 individual and team titles.

# OREGON STATE TRADITIONS

## NICKNAME -- THE BEAVERS

In the early days of the institution, Oregon State University's athletic teams were known as the Aggies. When orange uniforms replaced the drab sweatshirt gray and tan jerseys, the teams were referred to as the Orangemen. In 1916 the school yearbook was renamed "The Beaver" and the name Beaver became associated with the school. It is believed the press also had some influence in changing the name, particularly L.H. Gregory of The Oregonian newspaper. The name gained instant popularity among alumni and students. The Beaver is the state's official animal.

## THE MASCOT -- BENNY

Benny Beaver was adopted as Oregon State University's mascot in 1952 after the school had a reported three previous mascots. The first mascot in 1893 was a coyote named Jimmie, owned by M.M.H. Kriebel. In 1909, a second mascot appeared on the scene. Dr. John Bell, a Corvallis pastor and former regent of Corvallis when the college was taken over by the state and became Oregon Agricultural College, became the OSU mascot. In the early 1900s, "Doc Bell" was considered to be the varsity football squad's "mascot" because of his steadfast attendance and advising. In 1921 there was an attempt to make a live Beaver, "Bevo", into the school mascot, but with little success.

Benny Beaver, OSU's current mascot, was introduced to the student body by the school's rally squad on September 18, 1952, in an effort to pick up sagging school spirit. "Benny Beaver, the rally squad's candidate for handsomest man in school, has never been on campus before," according to The Barometer (student paper), at the time. "The animal stands six-feet tall, wears vivid orange knickerbockers, a black jersey, and his familiar orange and black rooters lid." Adopted as the official mascot in 1952, Benny Beaver still fires up the crowds at OSU athletic events today.

Benny Beaver, while officially accepted as the school's mascot in 1952, actually can be traced back to the 1940-41 school year. A statue of a beaver named "Benny" appears in the school's yearbook, and later a Barometer sports columnist used the pen name "Benny Beaver."

## TEAM COLORS -- ORANGE & BLACK

Oregon State was known as Corvallis College until the mid 1890s and the school color was navy blue. A faculty committee appointed by school President John Bloss voted to replace blue with orange. Not long after, black was selected by the student body as a background color. A local tailor named J.H. Harris donated black uniforms for the baseball team in this time frame, and it is believed to be where the black color scheme began in athletics, although that is debatable. An article in the local Corvallis Gazette-Times in 1892 describes the use of orange and black in commencement ceremonies, nearly a year prior to orange becoming the official color.

While orange was originally the official color, over the years black has become more universally accepted as one of the official colors. Today, nearly all of OSU accepts black and Pantone 165 orange as the official colors.

## THE FIGHT SONG

*OSU our hats are off to you,  
Beavers, Beavers, fighters thru and thru,  
We'll cheer thru-out the land,  
We'll root for every stand,  
That's made for old OSU.  
Watch our team go tearing down the field;  
Those of iron, their strength will never yield.  
Hail! Hail! Hail! Hail!  
Hail to old OSU*



# DIRECTOR OF ATHLETICS BOB DE CAROLIS



Director of Athletics Bob De Carolis was appointed to his current position on Aug. 28, 2002 by then OSU President Dr. Paul Risser and has since led the Beavers to unprecedented success on and off the fields of play. The popular De Carolis, who was selected the 2010 Football Bowl Subdivision West Region Under Armour Athletic Director of the Year by his peers, signed a five-year contract extension in April of 2011 that takes him through June 30, 2016.

De Carolis originally joined the OSU staff on April 20, 1998 as associate athletic director of internal operations; he was promoted to senior associate athletic director on July 1,

1999. Prior to coming to Oregon State, he spent 19 years on the athletic department staff at the University of Michigan.

Since arriving at OSU, De Carolis has developed and executed the financial recovery plan that helped the Department of Athletics eliminate a \$12.5 million accumulated deficit and grow the overall budget by more than \$25 million. At the same time, the department was able to not only maintain competitive teams, but also had its first winning football season in nearly three decades, its first winning men's basketball campaign in 15 years, the softball program made its first appearance in the College World Series and the baseball team competed in the College World Series for the first time in over five decades – capturing the 2006 and 2007 national championships. With him in a leadership role, the football program has played in nine bowl games, men's basketball captured the College Basketball Invitational (2009), gymnastics has competed in the national championships six straight years and overall 16 of the 17 intercollegiate programs sponsored by OSU have participated in postseason.

De Carolis has been responsible for hiring some of the most high profile coaches in OSU history, including Mike Riley (football), former U.S. Olympic coach Taras Liskevych (volleyball), three-time NCAA Coach of the Year Jim Zalesky (wrestling), Craig Robinson (men's basketball), Kelly Sullivan (women's track/cross country), Larry Liebowitz (women's swimming), Linus Rhode (women's soccer), Steve Todd (men's rowing), Emily Ford (women's rowing), Steve Simmons (men's soccer) and most recently Scott Rueck (women's basketball) and Jon Reehorn (men's golf).

He spearheaded the feasibility study for a plan that has expanded and renovated Reser Stadium to its current capacity of nearly 46,000. Improvements at the Stadium since the beginning of 2005 have included a new east side structure that houses some of the best amenities in all of college football, construction of the largest video board in the Pac-12 (as of 2007 season) and new seating in the south end zone. In all, approximately \$115 million in improvements to the football facility alone has enabled "Beaver Nation" to create one of the best home field advantages in the country. Beaver fans have responded with record ticket purchases.

The latest addition to the OSU facilities landscape is the Student Success Center, the OSU Boathouse, and the track and field facility. The \$14 million SSC is a shared facility with the OSU campus and will open in the summer of 2012, the \$2.5 million Boathouse will be ready for occupancy in the fall of this year and the first phase of the \$8 million track complex is currently under construction and will be complete during the 2011-12 academic year. De Carolis is also in the midst of a fundraising campaign for a basketball practice facility that will be connected to the recently completed Sports Performance Center (SPC).

The SPC houses a 17,000-square foot strength training area and a 7,000-square foot wrestling practice facility. In 2009 Gill Coliseum underwent a \$4 million exterior improvement project, in addition to the construction of a \$4 million sports medicine facility and women's basketball locker room. The Valley Football Center is also undergoing a continuing remodeling project, with a recent student-athlete lounge completion.

In addition to the latest projects, De Carolis has also managed the recent completion of the home of the two-time national champion baseball team – Goss Stadium at Coleman Field. During his tenure the Merritt Truax Indoor Center and the OSU Softball Complex have been constructed, and the Tommy Prothro Football Complex and several locker rooms were renovated.

It's not all about wins, losses or new facilities; De Carolis has stressed the

importance of being a total student-athlete and being a part of the community. With his leadership, nearly 50 percent of the entire athletic roster sports a cumulative GPA of 3.00 or higher. Community service hours have increased nearly 300 percent during his tenure and contributions for scholarships to the Beaver Athletic Student Fund have increased from \$6 million to over \$11 million.

De Carolis is also actively involved in national and conference level committees just having completed a stint as chair of the conference television committee, former chair of the conference budget and finance committee, and currently serves on the bowl committee. At the NCAA level he is a member of Football Bowl Subdivision Issues Committee and is the former member of the Student-Athlete Benefits and Financial Aid Cabinet, and the prestigious Management Council (MANCO).

He started his Michigan career in 1979 as an administrative assistant. He was promoted to assistant business manager in 1980; at the same time, he was also named the head softball coach. De Carolis was Michigan's softball coach from 1980 to 1984 and his Wolverines had a third-place finish at the AIAW national championships.

De Carolis was promoted from assistant business manager to business manager in 1983; in 1987 to assistant athletic director for business; in 1990 to associate athletic director for internal operations; in 1994 to senior director for financial operations; in 1996 to senior associate athletic director and became responsible for all athletic facilities and venues at Michigan

Under his leadership as senior director for financial operations, De Carolis led negotiations with Nike for an all-school contract for athletic shoes and apparel one of the first of its kind in the country. He established a long-term relationship with Pepsi-Cola for beverage rights, to all athletic venues.

De Carolis also spearheaded a "gift brick" donor program for Michigan Stadium, developed a comprehensive capital improvement program and coordinated the development of a master plan for the renovation of Michigan Stadium.

De Carolis is a 1976 graduate of Bloomsburg State College in Bloomsburg, Pa., with a B.S. in business education. He received a Master's of Science degree in sports management in 1979 from the University of Massachusetts. During his undergraduate days at Bloomsburg, he was a two-year letterwinner in football and baseball from 1973-75.

He got his first taste of coaching at Bloomsburg State when he served as an assistant coach in baseball and football from 1976-78.

In the fall of 2008 he was awarded the Harold VanderZwaag distinguished alumnus award from UMASS. In the fall of 2009 he was inducted into the Bloomsburg University Hall of Fame.

Bob is married to the former Sandra Taylor and they have three children, daughter Lyndsay, a 2011 graduate of the University of Michigan, and twin daughters Lauren and Hayley. Lauren is a freshman at the University of Wisconsin and Hayley is a freshman at California Polytechnic State University (SLO).



# ATHLETIC DEPARTMENT ADMINISTRATION



**TODD STANSBURY**  
Executive Senior  
Associate Athletic Director



**DR. JOSEPH SPATAFORA**  
Faculty Athletic Representative



**MARIANNE VYDRA**  
Senior Associate Athletic Director  
Senior Women's Administrator



**BOB CLIFFORD**  
Senior Associate Athletic Director  
Sports and Administration



**SHAWN HEILBRON**  
Senior Associate Athletic Director  
Development



**MARK SPENCER**  
Senior Associate Athletic Director  
Business



**JOHN CHENEY**  
Associate Athletic Director  
Event Management



**STEVE FENK**  
Associate Athletic Director  
Athletic Communications



**DR. KATE HALISCHAK**  
Associate Athletic Director  
Student-Athlete Academic Affairs



**LINDA HURD**  
Associate Athletic Director  
Director of BASF



**LINDA JOHNSON**  
Associate Athletic Director  
LifeSkills Coordinator



**ALEX PARKER**  
Associate Athletic Director  
Compliance



**STEVE SULLIVAN**  
General Manager  
Beaver Sports Properties



**BOB WESTLUND**  
Vice President for  
Principal Gifts to Athletics



**JACQUE BRUNS**  
Assistant Athletic Director  
Business Operations



**CECIL HAIRSTON**  
Assistant Athletic Director  
Ticket Operations



**NIKKI PRUETT**  
Assistant Athletic Director  
Marketing & Promotions

# ATHLETIC DEPARTMENT SUPPORT STAFF - BASKETBALL



**DR. RON WOBIG**  
Team Physician



**DR. CRAIG GRAHAM**  
Team Physician



**MALISA HOLLIS**  
Director of  
Video Operations



**MATT RILEY**  
Video Coordinator



**JEFF TAYLOR**  
Video Coordinator



**SHELBY VAN ORSOW**  
Marketing Coordinator

