

Oregon State Baseball

Page	Topic
1	Quick facts
1	Table of contents
2	Media information
3	Radio/TV information
4	OSU Baseball tradition
6	Goss Stadium at Coleman Field
10	2017 roster
11	2017 roster breakdown
12	2016 schedule

The Coaches

Page	Topic
13	Head Coach Pat Casey
18	Associate Head Coach Pat Bailey
19	Assistant Coach Andy Jenkins
20	Assistant Coach Nate Yeskie
21	Staff
22	Pres. Ray/Oregon State
23	VP/AD Scott Barnes
24	Staff/OSU administration

The Players

Page	Topic
25	Player Biographies
45	Returners Statistics

2017 Opponents

Page	Topic
47	Pac-12 opponent histories
52	Non-conference opponents
53	Non-conference records by year

2016 In Review

Page	Topic
54	Season in review notes
55	2016 Pac-12/national rankings
56	2016 honors
56	2016 MLB draft selections
57	2016 game-by-game results
58	2016 overall statistics
59	2016 conference statistics
60	2016 superlatives
61	2016 offensive breakdown
62	2016 in the rankings
63	2016 pitching appearances
65	2016 Pitching breakdown
66	2016 Pac-12 in review

Oregon State Records

Page	Topic
67	Oregon State records
69	Oregon State career records
70	OSU single-season records
71	Oregon State conference leaders
72	Oregon State yearly leaders
76	OSU by situation
77	Oregon State yearly statistics
78	Oregon State home/road/neutral
79	The last time

Oregon State History

Page	Topic
80	Oregon State yearly records
80	Coaching records
81	Year-by-year results
96	Best records by game
97	Records vs. all opponents
98	Records vs. conferences
99	Opening day lineups
101	2013 College World Series
103	2007 national champions
105	2006 national champions
107	2005 College World Series
109	1952 College World Series
110	Postseason history
111	Postseason results
113	Postseason honors
114	Postseason superlatives
115	Oregon State All-Americans
117	All-Region honors
117	Freshman All-Americans
118	Beavers in International baseball
119	Oregon State All-Conference
120	Oregon State players of the week
121	OSU pitchers of the week
122	Oregon State academic honors
123	Oregon State in MLB
127	Oregon State in the MLB Draft
128	Oregon State selections by club
130	Oregon State team awards
131	Oregon State letterwinners

Oregon State Facts

Location	Corvallis, Oregon
Enrollment	30,354
Founded	1868
President	Dr. Edward Ray
VP/Athletic Director	Scott Barnes
Colors	Orange and Black
Nickname	Beavers
Affiliation	NCAA Division I
Conference	Pac-12
University website	www.oregonstate.edu
Athletics website	www.osubeavers.com

Baseball

Head coach	Pat Casey (23rd year)
Record at OSU	789-440-5 (22 years)
OSU winning percentage	.641
Career record	960-549-6 (28 years)
Career winning percentage	.636
Associate HC	Pat Bailey (10th year)
Assistant Coaches	Andy Jenkins (6th year) Nate Yeskie (9th year)

Director of operations	Ron Northcutt
Northcutt office phone	(541) 737-0598
Athletic Trainer	Jeremy Ainsworth
Strength & Conditioning Coach	Chris Anderson

2016 Season

2016 overall record	35-19
Home record	17-6
Road record	9-11
Neutral record	9-2
2016 Pac-12 record	16-14 (T-3rd place)

2016 Season

Lettermen returning/lost	19/15
Position players	11/7
Pitchers	8/8
Starters returning/lost	7/2
All-conference returning/lost	3/1
All-Americans returning/lost	1/0
First varsity season	1907
All-time record	2,273-1,451-16 (.610)

Goss Stadium At Coleman Field

Ballpark	Goss Stadium at Coleman Field
Opened (capacity)	1907 (3,315)
Left field	330 ft. (14-ft. fence)
Left-centerfield	365 ft. (8-ft. fence)
Center field	400 ft. (8-ft. fence)
Right-centerfield	365 ft. (8-ft. fence)
Right field	330 ft. (8-ft. fence)
Press box phone	(541) 737-7475

Radio

Radio	Beaver Sports Network
Online radio	Beaver Nation Online (osubeavers.com)
Primary Play-By-Play	Mike Parker

Media Guide Credits

The 2017 Oregon State University baseball guide was designed, written, and produced by Hank Hager of the OSU Athletic Communications Office. Photography by Karl Maasdam, Scobel Wiggins, Dave Nishitani, Shane Roper, Ethan Erickson, Dennis Wolverton, Rich Heins, Phyllis M. Heins, Dennis Hubbard, Erik Dresser, Hank Hager, Craig MitchellDyer, Getty Images, the Omaha World Herald and courtesy of USA Baseball, Major League Baseball Clubs, Minor League Baseball clubs and from Oregon State Library archives.

OSU Athletic Communications



Steve Fenk
 Associate Athletics
 Director, Athletic
 Communications



Trevor Cramer
 Assistant Director,
 Athletic Communications



Jason Amberg
 Assistant Director,
 Athletic Communications



Hank Hager
 Assistant Director,
 Athletic Communications

BASEBALL CONTACT



Shawn Schoeffler
 Assistant Director,
 Athletic Communications



Brooks Hatch
 Assistant,
 Athletic Communications



Jeff Schmidt
 Assistant,
 Athletic Communications

Athletic Communications Information
 Press Box Phone(541) 737-7475
 Mailing Address.....209 Gill Coliseum
Corvallis, OR 97331
 Baseball Contact.....Hank Hager
 Hager Cell.....(541) 230-0611
 Hager Office.....(541) 737-7472
 E-Mail.....hank.hager@oregonstate.edu

The Oregon State Athletics Communications office appreciates your interest in the 2017 Oregon State baseball team. We look forward to serving members of the media throughout the year and hope this media guide is a helpful tool throughout the season. Please contact Assistant Director for Athletic Communications Hank Hager for any media needs concerning the Oregon State baseball team. He can be reached by email at hank.hager@oregonstate.edu or by calling the Oregon State office at (541) 737-7472.

The following is a set of guidelines for covering the club this season.

Broadcasting Arrangements

Requests for radio, Internet, television or any other broadcasting privileges of Oregon State baseball should be addressed to Hank Hager as far in advance as possible.

Game Notes

A set of Oregon State game notes will be made available to members of the media prior to each game. To be included on the Oregon State baseball e-mail list in order to receive the notes prior to the game, please contact Hank Hager. Notes will also be posted on the home of Oregon State Athletics, osubeavers.com.

Interviews

All coach and student-athlete interviews must be arranged through Hank Hager. On gamedays, head coach Pat Casey, his assistants and members of the team will be available shortly after the game's conclusion. Interviews will be done in an informal manner on the field. Please notify Hank Hager of any requested players or coaches prior to the conclusion of the game.

For all visiting team interview requests, please contact that respective team's Sports Information Director.

Pre-Game Interviews

Oregon State players are available for interviews on gamedays, but only prior to batting practice. Players will not be made available after batting practice starts until that game's completion.

Practices

Practices are held at Goss Stadium at Coleman Field on a daily basis and are generally open to members of the media. Players and coaches are normally available for interviews after practice, depending on the schedule for that day. Please contact Hank Hager to schedule any interviews at least 24 hours in advance.

We ask that members of the media do not contact any players away from Goss Stadium unless previously arranged by Hank Hager.

Press Box

Goss Stadium features a full working press box immediately behind home plate. Due to space limitations, seating is not guaranteed. Please notify Hank Hager at least 24 hours in advance if desiring to cover the

Beavers. Wireless Internet is available at the Goss Stadium press box.

Pre-game services include statistics, game notes, gameday programs and media guides. Post-game stats will be made available to working members of the media as soon as possible after the completion of each game.

Photography

Please note that there are no designated photography areas at Goss Stadium. Photographers are free to shoot from the Goss Stadium stands. Photographers are also allowed to shoot from the top of the dugouts but must be sitting when doing so. Please do not impede spectators' sightlines.

Photographers are allowed on the field pre-game, but must clear the field 45 minutes prior to first pitch unless there is a ceremony. At no time during the game are photographers allowed on the field or in the dugouts.

Field Access

There is field access prior to the start of each game, but all members of the media must leave the field at the completion of batting practice, approximately 45 minutes prior to first pitch. Media is allowed on the field for post-game interviews.

Media Credentials

Requests for all media credentials should be made to Hank Hager at least 24 hours in advance for necessary games or series. Season credentials will be made available to media members who will cover the team on a season basis. Single-game credentials and series credentials are also available.

Credentials will be left at the Goss Stadium ticket office will call on the day of the game. Credentials can be mailed but only if requested.

Media Guides

This media guide is made available for members of the media to provide biographical and historical information regarding the Oregon State program, its players, coaches, staff and administration. Please note that no media guides will be formally printed this season.

Internet

The online home of Oregon State Athletics, osubeavers.com, is the place to go for all Oregon State baseball information, including a team roster and bios, schedule, live stats links, updated game notes and statistics. Fans can also enjoy viewing photo galleries after select games.

Live Stats

Check osubeavers.com for gameday information and live stats links. Every Oregon State baseball home game will be available via live stats.

Oregon State On The Radio, TV

Radio

The Oregon State baseball team enjoys one of the finest radio packages in the Pac-12 Conference. Every Oregon State game is broadcast throughout the state of Oregon as well as online on osubeavers.com, making it available for anyone with an Internet connection in any part of the world.

NewsRadio 1190 KEX, owned locally by ClearChannel Radio, is the home of the Beaver Sports Radio Network. Rip City Radio (620 AM) in Portland will broadcast all Oregon State baseball games throughout the regular season. KEJO 1240 AM will broadcast Oregon State games in the Corvallis region. Other stations throughout the state also broadcast OSU games; check osubeavers.com for a full listing.

Oregon State enjoys the strongest comprehensive radio package in the Pac-12 Conference by offering the most total hours of play-by-play and auxiliary programming.

Mike Parker serves as the play-by-play voice of Oregon State baseball. In addition to covering head coach Pat Casey's club, Parker also does play-by-play for Oregon State football and men's basketball.

Radio Affiliates

Radio affiliates for the 2017 season. Note, these can change after press time so check osubeavers.com for a full schedule and listing.

Location	Station	Day(s)
Bend, Ore.	KICE 940-AM	All
Bend, Ore.	KCOE 94.9-FM	All
Corvallis, Ore.	KEJO 1240-AM	All
Eugene, Ore.	KKNX 840-AM	All
Eugene, Ore.	KLZS 1450-AM	All
Florence, Ore.	KCFM 1250-AM	Pac-12
Florence, Ore.	KCFM 104.1-FM	Pac-12
K-Falls, Ore.	KLAD 960-AM	Weekday/end
Medford, Ore.	KTMT 580-AM	Sat. & Sun.
Portland, Ore.	KPOJ 620-AM	All*
Roseburg, Ore.	KSKR 1490-AM	All
Salem, Ore.	KBZY 1490-AM	Weekday/end

** Games played prior to 5:30 p.m. on weekdays will not be aired on KPOJ 620-AM*

The Pac-12 Network

The Pac-12 Networks launched August 15, 2012 and consist of one national and six regional networks devoted solely to the Pac-12. In addition to the hundreds of live televised Pac-12 sporting events, Pac-12 Networks subscribers will have access to their carrier's TV Everywhere platform, providing access to all Pac-12 Networks programming on any device through their broadband service.



2017 Games On The Pac-12 Network

Below are the games slated to air on television this season. Unless noted, the game is slated to air on the Pac-12 Network, Pac-12.com and the Pac-12 Now app.

Date	Opponent	Time (PT)
March 16	at Arizona State	6:00 p.m.
March 17	at Arizona State	4:00 p.m.
March 24	Arizona	7:00 p.m.
March 25	Arizona	4:00 p.m.
March 26	Arizona	11:00 a.m.
April 13	at Washington	6:00 p.m.
April 14	at Washington	4:00 p.m.
April 15	at Washington	2:00 p.m.
April 22	at UCLA (ESPNU)	6:00 p.m.
April 25	Oregon	5:30 p.m.
May 2	Oregon	5:30 p.m.
May 5	California	7:00 p.m.
May 6	California	1:30 p.m.
May 7	California	12:00 p.m.
May 11	at Oregon	6:00 p.m.
May 12	at Oregon	7:00 p.m.
May 13	at Oregon	7:00 p.m.
May 19	Washington State	4:00 p.m.
May 20	Washington State	1:00 p.m.
May 21	Washington State	12:00 p.m.

Internet Audio/Video

Oregon State will stream audio of every baseball game, home and away, live over the internet on osubeavers.com and the Tuneln app.

The online home of Oregon State Athletics, osubeavers.com, will also be the place to find live stats for all home games.

Social Networking

Oregon State baseball has embraced social media, and the Beavers' presence can be found on five main platforms.

The Beavers, the most followed team in the Pac-12 Conference and one of the top teams nationally, are active on Twitter, Instagram, Facebook, Snapchat and YouTube. Additionally, through Periscope, which is connected with Twitter, fans can watch various aspects of the program live - pre-game, post-game interviews, and more.

To follow the team, look for the club's handles:

- Twitter - @BeaverBaseball
- Instagram - @BeaverBaseball
- Facebook - OregonStateBaseball
- Snapchat - @BeaverBaseball
- YouTube - OSUBeaversAthletics



MIKE PARKER

Play-By-Play

Mike Parker is in his 17th season calling OSU football, men's basketball and baseball action and has been

behind the microphone for some of the school's crowning achievements on the athletic fields.

The "Voice of the Beavers" is a 1982 graduate of the University of Oregon with a bachelor's degree in rhetoric and communications. His broadcasting career includes play-by-play for football, basketball and baseball for high school sports in Oregon, beginning in 1977. He was the voice of the Eugene Emeralds (1983-86) minor league baseball club and the Oregon women's basketball program (1983-87). He also was the play-by-play voice of the AAA Portland Beavers from 1987-92.

Parker hosted a show on all-sports KFXR Radio from 1990-95 before moving to KEX Radio as host of Sportsline and the Fifth Quarter program following Portland Trail Blazers games. Parker has been named the Oregon SportsCaster of the Year six times. Mike and his wife Missy have two daughters, Lydia and Ellie.

The College World Series

- Oregon State has made a habit of becoming visitors to Omaha, the site of the College World Series. The Beavers made three consecutive trips to Rosenblatt Stadium from 2005-2007 and have been to the College World Series five times after their inaugural trip in 1952. The Beavers' most recent trip to Omaha came in 2013.
- Oregon State became just the fifth team in NCAA history to win consecutive titles when winning championships in 2006 and 2007. The Beavers were the first team in a decade to accomplish the feat and the first from the then-Pac-10 in almost 20 years.
- Oregon State is just the fifth team currently in the Pac-12 to reach the College World Series in three consecutive seasons.
- The Beavers became just the sixth league club to win the World Series by sweeping its entire way through Omaha. Oregon State went 5-0 in 2007, and trailed just one inning throughout the team's play in Omaha.
- A total of 26,887 fans came out to watch Oregon State's title-clinching 11-4 win over North Carolina in 2007. That total is the single-largest crowd to watch a championship series game in College World Series history. That series' championship game drew 25,012, the largest final game ever at Rosenblatt Stadium.
- In Oregon State's two championship seasons, the Beavers had 11 players named to the College World Series All-Tournament Team. That tied a Pac-10 record for most players over a two-year span.

Coaching Success

- Current head coach Pat Casey is one of many of Oregon State's successful head coaches. Casey is in his 23rd season as head coach of the Beavers and enters the 2017 season with a program-record 789 victories, which places him in the top 10 in league history.
- Jack Riley, Casey's predecessor at Oregon State, previously held the school's record with 613 victories over a 22-year span. He won five titles with the Beavers during his tenure and posted 274 victories in Pac-10 play for a .731 winning percentage.

- Ralph Coleman spent 35 seasons in the Oregon State dugout through three different coaching stints. Until Riley overtook him, Coleman was the program's leader with 561 victories, including 279 against Pac-10 clubs. He won 10 conference titles during his 35-year tenure. Coleman still holds the school's record for career winning percentage at .640.
- All three historical coaches for the Beavers are ranked in the top 20 in Pac-12 coaching history. Casey is ninth all-time in victories, while Coleman is 17th and Riley is 14th.
- After winning two straight titles, Casey was recognized nationally. In 2006 and 2007, he won National Coach of the Year honors by various organizations.
- Oregon State has three fine assistant coaches who will be in the dugout this season. Pat Bailey is in his 10th season as an Oregon State assistant. He has also tasted a national title after leading nearby George Fox to a Division III title in 2004.
- Pitching coach Nate Yeskie is in his ninth season with the Beavers. Oregon State's team ERA dropped nearly a run and a half in Yeskie's first season with OSU, and has been below 4.00 in six of his seven years, including a school-record mark of 2.28 in 2013. Sam Gaviglio, Matt Boyd, Andrew Moore, Jace Fry, Drew Rasmussen, Mitch Hickey and Bryce Fehmel have all earned Freshman All-America honors under Yeskie. Boyd, Moore, Gaviglio, Fry, Fehmel and Ben Wetzler have been named All-Americans during Yeskie's tenure.
- Andy Jenkins is back for his sixth season with the Beavers and the fifth as an assistant coach. Jenkins played on the Beavers' 2005 Pac-10 championship club and spent seven seasons in the Minor Leagues, reaching the Triple-A level in both 2009 and 2010.

Beavers In The Draft

- Oregon State has seen 42 players drafted over the past seven seasons. Over the past 12 seasons, that number balloons to 76.
- In 2006, the Beavers had nine players chosen by Major League clubs, a single-

year record. That record was matched in 2016.

- In 2007, Oregon State accomplished another first. Eddie Kunz and Mitch Canham were both selected in the first round, marking the first time two Beavers went in the draft's initial round in the same season.
- Under head coach Pat Casey, 38 players have been selected in the draft's top nine rounds. Of those 38 selections, 36 signed professional contracts.
- Seven different Beavers have been selected in the first round of the draft, including Steve Lyons in 1981, Mike Thurman in 1994 and Jacoby Ellsbury in 2005. Michael Conforto is the most recent, in 2014, and his 10th overall selection is the best ever for an Oregon State player.

Professional Beavers

- The 2016 season saw nine former Beavers compete at the Major League level, tying an Oregon State single-season record. Matt Boyd, who pitched for Detroit in 2016, became the fastest Beaver to the Majors in less than two years after being drafted, then was surpassed by Conforto who was just over one year.
- Overall, the Beavers have had 31 players play at the game's highest level. And with 42 MLB selections the past seven seasons, Oregon State is expecting to see more Major League debuts the next few seasons.
- Jacoby Ellsbury became Oregon State's first alum to win a World Series when he and the Boston Red Sox swept Colorado in 2007. Ellsbury, a rookie that season, batted .438 with four doubles and a stolen base in the series. Ellsbury recently set Boston's single-season stolen base record with 70 in 2009.
- Conforto and Andrew Susac have competed at the World Series in 2014 and 2015, both in their rookie seasons. Susac won a World Series with the San Francisco Giants in 2014, then watched as Conforto's New York Mets played against the Kansas City Royals in 2015, ultimately losing in five games.
- Brian Barden was named the National League's Rookie of the Month for April of



The Beavers celebrated their second consecutive national title in 2007



Michael Conforto played in the World Series as a rookie in 2015

2009. He was joined as NL Rookies of the Month when Darwin Barney (Chicago Cubs) was given the honor in April of 2011.


- Both Ellsbury (2011) and Barney (2012) have claimed Rawlings Gold Glove Awards during their tenures at the MLB level.
- Barden became Oregon State's first Olympian in 2008 and helped guide Team USA to a bronze medal the Beijing Olympics. Barden had made his Major League debut with Arizona in 2007 and also saw action with St. Louis and Florida through the end of the 2010 season.
- Nineteen former Beavers have competed in the prestigious Arizona Fall League. It's usually reserved for some of the game's top MLB prospects. Danny Hayes most recently played in the AFL in 2016.

All-Americans

- Oregon State has a proud history of having players recognized nationally with All-American honors. Twenty-seven different Beavers have earned All-American honors.
- Of those 27 players, six have earned All-American status in two different seasons. Those players are Jay Dean in 1954 and 1955, Cecil Ira in 1962 and 1963, Dallas Buck and Jonah Nickerson in 2005 and 2006, Michael Conforto in 2012, 2013 and 2014 and Andrew Moore in 2013 and 2015.
- Oregon State has seen a spike in All-Americans since Pat Casey took the helm in 1995. Under Casey, the Beavers have had 18 All-Americans, most recently with Fehmel after the 2016 season.

Oregon State And Team USA

- Oregon State has begun a new tradition. Over the last 11 seasons, the Beavers have had their first Olympian and 10 other players who have been named to the Team USA National Team.
- In 2008, Brian Barden played in eight of Team USA's nine games in Beijing as the Red, White and Blue took home the bronze medal.
- In 2005, teammates Kevin Gunderson and Jonah Nickerson became the first Beavers to play for the USA National Team.
- Darwin Barney became the third Beaver to



Kevin Gunderson was an All-American in 2006

play for Team USA in 2006.

- In 2008, Kevin Rhoderick became the fourth Oregon State player to earn a spot on the national team.
- Matt Boyd competed for the Collegiate National Team in 2011.
- Dan Child and Michael Conforto played for the Collegiate National Team in 2012. The club toured Cuba and The Netherlands.
- Conforto became the first Oregon State player to compete for the National Team twice when he was on the 2013 roster. He led Team USA with three home runs and helped the club to a five-game sweep of Cuba.
- Andrew Moore played for USA Collegiate Team in 2014, and recorded two wins for the red, white and blue.
- KJ Harrison and Drew Rasmussen continued the tradition for OSU in 2015. Harrison repeated a tour with Team USA in 2016.

One Of The Nation's Finest Ballparks

- That can certainly be the title bestowed upon Goss Stadium at Coleman Field as the venerable facility underwent an expansion during the 2008 season.
- Oregon State has played on its home site since 1907, the program's first year. And in 2009, Goss Stadium was expanded to its current state. In 2014, it was further expanded as a home clubhouse was erected down the left field and the OSU bullpen was moved beyond the left field fence.
- The player's lounge was renovated this past offseason. In addition, the videoboard, located in right center, was replaced and doubled in size.
- The ballpark now has 2,798 permanent seats and capacity can reach nearly 3,350 when temporary outfield seating is installed.
- Oregon State went 17-6 at home in 2016, in large part due to the support from Beaver Nation. OSU averaged a school-record 2,937 fans per home date, which ranked second in the Pac-12 and in the top 25 nationally.
- New features to the ballpark in 2009 included the Omaha Room, a club level down the right field line, and a new player's lounge adjacent to the third base dugout. The Beavers also installed a Hall of Fame Room and Academic Room, both of which are located underneath the club level.

On The Road

- Oregon State regularly plays to a big fan base wherever it travels. That was never more evident when Oregon State and Oregon set a Pac-12 Conference record with a crowd of 15,540 during the Civil War at PGE Park in 2009. The third game of the series subsequently drew 13,709, for a total of 29,249 over the two games.

Media Exposure

- Oregon State is one of the most media




KJ Harrison played for Team USA from 2015-16

friendly teams in the nation and is regularly covered by a number of newspapers, television stations and radio stations.

- Oregon State has been the center of features by *Baseball America*, *USA Today*, *Collegiate Baseball* and many other national publications over the last few years.
- Oregon State is slated to appear on television 20 times in 2017, tied for the most appearances in the conference. The Beavers will appear on the Pac-12 Network 19 times, and once on ESPNU.
- The Beavers enjoy one of the best radio packages on the West Coast. Every game this season is scheduled to air live on the Beaver Sports Network.

The Pac-12 Conference

- Oregon State calls the Pac-12 Conference home and has so at various points since the 1916 season. The Beavers joined the conference for good in 1946.
- The Pac-12 is called the "Conference of Champions" for a reason. Arguably the nation's top collegiate baseball conference, it holds the national record with 28 national titles. That is 17 titles more than the second-place conference, the Big 12, which last won a title in 2005.
- At least one Pac-12 Conference team has appeared in the national title game or series in nine of the last 18 seasons.
- There have been 65 College World Series tournaments and Pac-12 clubs have finished first or second 43 times.
- At least one Pac-12 team has advanced to the College World Series in all but two seasons dating back to 1997.
- Pac-12 clubs have won 250 games all-time at the College World Series. The Pac-12 is the only conference to have won more than 170 games at the World Series.
- Seven of the Pac-12's 11 current baseball teams have won at least two national titles. USC leads the nation with 12, although the Trojans have not been national champions since the 1998 season.



Goss Stadium at Coleman Field, which has stood on the Oregon State campus since 1907, is now the oldest continuous ballpark in the nation. The Beavers have played at the site of Goss Stadium since the program began play more than 100 years ago.

The stadium itself has undergone numerous changes - including multiple renovations and expansions - but the playing field itself has stood in place since day one.

And just like day one, Goss, formerly known just as Coleman Field, has hosted games in front of one of the best fanbases in the nation.

- Goss Stadium at Coleman Field is nestled into the heart of the Oregon State campus, giving the Beavers a unique home-field advantage.

- The nation's coaches, in a review by D1Baseball.com during the 2016 offseason, chose Goss as one of the top 10 most intimidating stadiums for opposing teams. Oregon State was the only school from the Pac-12 Conference to be listed.

- Goss Stadium seats 3,315 fans. Approximately 2,800 seats are situated in foul territory, with another 500 located in right field.

- The stadium has undergone numerous expansions and renovations. The first expansion occurred in 1999, with Coleman Field receiving its current name. The stadium, at the time, seated 2,000.

- Oregon State added lights for the first time in school history in 2002. The Beavers defeated Stanford in the first game under the lights.

- In 2009, Pat Casey and the Beavers expanded Goss Stadium. Nearly 800 seats were added down the left and right field lines. In addition, a new player's lounge was added under the third-base stands. The first-base side of the stadium saw an addition of the Omaha Room, a suite level for fans during games, in addition to a trophy room and player's classroom.

- Further expansion came about in 2015. Goss Stadium received turf throughout the stadium - minus the pitcher's mound - and the

Jacoby Ellsbury Clubhouse was built in foul territory near the left field fence. The generous donation from Ellsbury, an Oregon State alum, helped Oregon State erect one of the top clubhouses in the nation.

- The most recent renovations to Goss Stadium include the renovation of the player's lounge, now named the Bert and Shirley Babb Player's Lounge, in addition to the Darwin Barney Alumni Room, located adjacent to first base.

- The player's lounge renovation came thanks to a collaborative crowdfunding campaign, which raised just under \$105,000 from a total of 259 donations. The campaign, which lasted just 30 days, was the largest of its kind for Oregon State Athletics and was the first such campaign hosted by OSU to reach six figures, surpassing the original fundraising goal by nearly \$30,000.

- Last, but certainly not least, a new videoboard was built before the start of the 2016 season, and immediately the fifth-largest in the nation. The board is nearly 26-feet high and 50-feet high, double the size of the previous videoboard at Goss. The previous videoboard, built before the start of the 2007 season, was the first of its kind in the then-Pacific-10 Conference.


- The Beavers have ranked in the top 25 in attendance, nationally, in each of the last four seasons, dating back to 2013.

- Oregon State averaged a single-season record 2,937 fans per home game in 2016. That mark topped the previous best of 2,931 in 2014. The Beavers ranked 22nd nationally for attendance in 2016, ranking behind only Arizona among Pac-12 schools.

- In 2015, the Beavers were 25th nationally, and second in the Pac-12.

- Oregon State, behind a second consecutive postseason host opportunity, averaged a then-school best 2,931 fans over 30 home dates in 2014. That mark placed Oregon State 19th nationally and first in the Pac-12.

- In 2013, Oregon State advanced to its fifth College World Series



and saw 2,676 fans per game. That ranked the Beavers 24th nationally and third in the conference.

- Oregon State has played 1,662 games at Goss Stadium at Coleman Field, carrying a 1,174-486-2 (.707) mark all-time.
- The Beavers have won 27 games at home during a single-season twice: in 2006 and 2013. Oregon State advanced to the College

Ralph Coleman, who guided the Beavers for 35 seasons from 1923-66. The stadium is named for John and Eline Goss, whose major lead gift to the \$2.3-million fundraising effort made the project possible.

John Goss was an Oregon State track and field letterman in the 1930s. The naming of the stadium is also a memorial to his older brother, James Goss, an Oregon State graduate.

The Goss family made additional contributions to OSU toward

Opened.....1907	Longest Win Streak.... 24 games	First Game April 12, 1907	Dimensions 8 ft. fences
Renovated.....1999, 2009, 2014	1951-52	Salem High 4, Oregon State 0	14 ft. in left field
Capacity.....3,315		First Night Game April 26, 2002	330-365-400-365-330
OSU Record...1,174-486-2 (.707)		Oregon State 3, Stanford 1	

World Series in both seasons.

- Oregon State has won 20 or more games at Goss Stadium seven times. All seven have come since 2006.
- The Beavers have posted a winning record at home in each of the last 12 years, and in 15 of the last 17.
- Oregon State is 26-6 (.813) at Goss Stadium during the post-season. The Beavers hosted their first-ever postseason game in 1952, defeating Fresno State, 2-1.
- The Beavers are 18-4 (.818) in NCAA Regional games at home, and 8-2 (.800) in NCAA Super Regional games. Ten of the team's top 15 games for attendance have come during the postseason.
- The three most attended games in the stadium's history came during the 2013 NCAA Super Regional against Kansas State. The teams totaled 10,740 over the three games, an average of 3,580 per.
- Oregon State is 391-167-1 (.700) under head coach Pat Casey at Goss Stadium.

The park has an interesting history, to say the least.

When Oregon State began fielding a varsity baseball team in 1907, the school laid out a diamond on a lot just south of the main campus. A century later, that same site still serves as the home of the Beavers, making Goss Stadium at Coleman Field the oldest diamond in the Pac-12 Conference and the oldest college fields in the country.

Over the past century, the campus has grown around Goss Stadium at Coleman Field, making it one of the most picturesque settings in college baseball. The ballpark is a short walk down Waldo Place from the Memorial Union and OSU's central campus area, making it easy for students to stop by a game between classes.

The field is named for former Oregon State player and coach

endowed scholarships for student/athletes and other top academic students, including graduates of Portland's Grant High and members of the Beta Theta Pi fraternity.

The park is symmetrical, measuring 330 feet down the foul lines, 365 to the power alleys and 400 to center. The fence is 14 feet high from left field to left-center, then eight feet high from left-center to right field.

The concrete, steel and brick structure has a press box, a lobby/concession area, restrooms, locker rooms, dugouts and storage



2006 & 2007 NATIONAL CHAMPIONS • 2013 & 2014 PAC-12 CHAMPIONS

5 College World Series Appearances: 1952, 2005, 2006, 2007, 2013 | **5 NCAA Super Regional Appearances:** 2005, 2006, 2007, 2011, 2013

16 NCAA Regional Appearances: 1952, 1962, 1963, 1983, 1985, 1986, 2005, 2006, 2007, 2009, 2010, 2011, 2012, 2013, 2014, 2015

Goss Stadium Year-By-Year

Season-By-Season Records

Year	W-L	Year	W-L
1907	3-1	1963	12-4
1908	5-2	1964	10-4
1909	4-3	1965	6-8
1910	6-4-1	1966	8-7
1911	5-2	1967	15-3
1912	5-4	1968	13-3
1913	4-6	1969	7-9
1914	6-5	1970	5-5
1915	7-3	1971	9-5
1916	5-0	1972	6-10
1917	World War I	1973	10-6
1918	2-3	1974	8-5
1919	4-3	1975	10-4
1920	9-2	1976	18-1
1921	9-4	1977	13-3
1922	7-4	1978	9-7
1923	6-4	1979	10-4
1924	12-3	1980	18-3
1925	6-0	1981	11-3
1926	5-4	1982	15-2
1927	9-1	1983	14-3
1928	4-4	1984	8-6
1929	7-5	1985	14-5
1930	9-4	1986	14-1
1931	5-5	1987	13-4
1932	4-6	1988	14-5
1933	8-3	1989	12-5
1934	8-8	1990	15-4
1935	10-6	1991	14-3
1936	4-12	1992	10-10
1937	4-7	1993	15-3
1938	14-1	1994	16-4
1939	12-4	1995	15-5
1940	12-3	1996	13-3
1941	10-4	1997	16-4
1942	9-2	1998	20-4
1943	8-3	1999	6-9
1944	World War II	2000	13-10
1945	World War II	2001	18-7
1946	9-6	2002	18-9
1947	12-5	2003	9-12
1948	3-2	2004	9-11
1949	9-2	2005	26-5
1950	6-5	2006	27-4
1951	18-0	2007	17-7
1952	19-5	2008	14-7
1953	5-5	2009	17-5
1954	7-3	2010	21-11
1955	8-1	2011	23-7
1956	8-7	2012	18-6
1957	10-5	2013	27-5
1958	9-6	2014	24-6
1959	13-2	2015	23-6-1
1960	10-0	2016	17-6
1961	13-2	Totals	1,174-486-2
1962	13-2		.707

Most Wins, Single-Season 27 (2006, 2013)
Most Losses, Single-Season 12 (1936, 2003)

Goss Stadium Firsts

Post 1999 Renovation

Game..... USC 5, Oregon State 2 (3/12/99)
Pitch..... Mark Newell, Oregon State
Batter..... Seth Davidson, USC
Putout..... Troy Schader, Oregon State
Save..... Justin Lehr, USC
Hit..... Eric Munson, USC (1st inning single)
OSU Hit..... Corrie Willkie (1st inning double)
Home Run..... Davidson, USC (7th inning two-run)
OSU Home Run..... Bryan Ingram (8th inning solo)
Win..... Barry Zito, USC
OSU Win..... Mark Newell
 3/17/99 vs. Portland

areas. The stadium was designed to complement the architecture of the surrounding campus, and to evoke the aura of baseball's historic parks.

The first game after the addition of Goss Stadium to Coleman Field was on March 12, 1999, when defending national champion Southern California topped the Beavers 5-2. The stadium was dedicated on April 17, 1999 as OSU beat California 11-5 before a crowd of 1,246 and a national cable television audience.

The ballpark saw its first night game on April 26, 2002, as the Beavers beat fourth-ranked Stanford 3-1. A set of lights meeting professional Class Triple-A standards was installed that spring thanks to the generosity of longtime OSU boosters Bert and Shirley Babb.

Goss Stadium at Coleman Field has batting cages behind the left-field fence. When conditions call for indoor practice, the Beavers head for OSU's Truax Indoor Practice Facility, which opened in August, 2001. The team's players can also head to the McAlexander Fieldhouse, which was renovated in 2011 to provide the Beavers with two new batting cages that are available year-round. The Fieldhouse is located across a small parking lot beyond left field.

The addition of Goss Stadium to Coleman Field ended years of speculation over whether the Beavers would be able to remain playing baseball at their longtime home.

As Oregon State expanded, land near the center of campus became scarce and the school's master plan called for the site to eventually be turned over to academic uses.

In 1961, The Oregonian newspaper noted: "In the not-too-distant future, Oregon State baseball hopefuls won't have railroad tracks as a long-distance batting target. Coleman Field will eventually hold no basepaths, only buildings in this era of construction for higher education. Already one classroom building for this site is beyond the drawing board stage."

For over 30 years, that possibility prevented any major improvements to Coleman Field. Long-term plans for the OSU campus called for moving the baseball field southeast of the intersection of Western Boulevard and 26th Street.

In 1996, the baseball program explored building a press box and storage/concession building at Coleman Field. The possibility of building a stadium was also looked into, and that gradually became the goal of the baseball program and many Beaver boosters.

The generous donation from the Goss family was the key to a private fundraising effort in the late 1990s. The ballpark's name was amended to Goss Stadium at Coleman Field in their honor in 1999.

DID YOU KNOW?

Oregon State's Postseason Games At Goss Stadium

Year	Opponent	Result	Year	Opponent	Result
1952	* Fresno State	W, 2-1	2013	* UC Santa Barbara	W, 3-2
1952	* Fresno State	W, 8-4	2013	* Texas A&M	W, 6-1
1963	* USC	L, 5-6	2013	** Kansas State	L, 2-6
1963	* USC	W, 8-6	2013	** Kansas State	W, 12-4
1963	* USC	L, 5-7	2013	** Kansas State	W, 4-3
2005	* Ohio State	W, 4-3	2014	* North Dakota State	W, 2-1
2005	* St. John's	W, 11-1	2014	* UC Irvine	L, 2-14
2005	* St. John's	W, 19-3	2014	* UNLV	W, 6-1
2005	** USC	W, 10-4	2014	* UC Irvine	W, 4-0
2005	** USC	L, 8-9	2014	* UC Irvine	L, 2-4
2005	** USC	W, 10-8			
2006	* Wright State	W, 5-3			
2006	* Kansas	W, 11-3			
2006	* Hawai'i	W, 12-3			
2006	** Stanford	W, 4-3			
2006	** Stanford	W, 15-0			
2007	** Michigan	W, 1-0			
2007	** Michigan	W, 8-2			
2011	* UALR	W, 7-4			
2011	* Creighton	W, 5-1			
2011	* Georgia	W, 6-4			
2013	* UTSA	W, 5-4			

* Indicates Regional game

** Indicates Super Regional game

**Oregon State Postseason Results
 At Goss At A Glance**

Overall: 26-6 (.813)
Regional Overall: 18-4 (.818)
Super Regional Overall: 8-2 (.800)

Goss Stadium Facts & Figures

Stadium superlatives since the ballpark was renovated in 1999

Superlatives

Miscellaneous

Most Games Won, Season	27 (2006 & 2013)
Longest Winning Streak, Season	12 games (2006)
Longest Losing Streak, Season	7 games (1999)
Highest Attendance, Season	82,985 (2013)
Highest Average Attendance, Season	2,937 (2016)
Longest Game, Time	6:23, vs. UCLA [16 inn.] (4/10/10)
Shortest Game, Time (9 inn.)	1:44, vs. Washington State (3/21/15)
Longest Game, Innings	16, vs. UCLA (4/10/10)

Batting

Most Runs, Season	244 (2006)
Most Runs, Game, Combined	40, vs. Washington (5/1/04)
Most Runs, Game, OSU	25, vs. Grambling State (2/28/15)
Most Runs, Game, Opponent	26, vs. Washington (5/1/04)
Most Hits, Season	329 (2005)
Most Hits, Game, Combined	41, vs. Washington (5/1/04)
Most Hits, Game, OSU	22, vs. St. John's, (6/5/05)
Most Hits, Game, Opponent	24, vs. Washington (5/1/04)
Most Doubles, Season	70 (2010)
Most Doubles, Game, Combined	9-4x, last vs. UCLA (4/10/10)
Most Doubles, Game, OSU	8, vs. Hartford (3/5/11)
Most Doubles, Game, Opponent	7, vs. Stanford (4/28/02)
Most Triples, Season	13 (2002)
Most Triples, Game, Combined	4, vs. Portland (4/6/10)
Most Triples, Game, OSU	3-2x, last vs. Portland (4/6/10)
Most Triples, Game, Opponent	2-3x, last vs. Arizona (5/28/10)
Most Home Runs, Season	30 (2002)
Most Home Runs, Game, Combined	9, vs. California (3/30/03)
Most Home Runs, Game, OSU	7, vs. Washington (3/7/01)
Most Home Runs, Game, Opponent	5-4x, last vs. Stanford (4/14/04)
Most Stolen Bases, Season	54 (2005)
Most Stolen Bases, Game, Combined	8-2x, last: vs. Hartford (3/6/11)
Most Stolen Bases, Game, OSU	8, vs. Hartford (3/6/11)
Most Stolen Bases, Game, Opponent	5, vs. Arizona State (5/12/03)
Most Walks, Season	165 (2006)
Most Walks, Game, Combined	18, vs. Arizona State (3/24/13)
Most Walks, Game, OSU	13, vs. Wright State (3/2/14)
Most Walks, Game, Opponent	10-3x, last vs. Oklahoma (3/11/12)

Pitching

Most Shutouts, Season	10 (2014)
Most Saves, Season	11 (2005, 2006)
Fewest Hits Allowed, Season	155 (2009)
Fewest Runs Allowed, Season	64 (2014)
Most Strikeouts, Season	250 (2010)
Most Strikeouts, Game, Combined	32, vs. UCLA (4/10/10)
Most Strikeouts, Game, OSU	16, vs. Arizona (5/29/10)
Most Strikeouts, Game, Opponent	18-2x, last vs. UCLA (4/10/10)

Fielding

Most Errors, Season	39 (2001)
Fewest Errors, Season	13 (2007)
Most Errors, Game, Combined	13, vs. Portland (4/25/06)
Most Errors, Game, OSU	9, vs. Portland (4/25/06)
Most Errors, Game, Opponent	8, vs. USC (6/11/05)
Most Double Plays, Season	32 (2015)
Most Double Plays, Game, OSU	4-3x, last vs. Fresno State (3/8/15)
Most Double Plays, Game, Opponent	4-3x, last: vs. Ark.-PB (4/15/12)

Oregon State Individual Game

Most Runs Scored	4-11x, last by KJ Harrison vs. Grambling St. (2/28/15)
Most Hits	5-4x, last by Tyler Graham vs. Stanford (6/11/06)
Most Doubles	3-4x, last by Cole Gillespie vs. Kansas (6/3/06)
Most Triples	2-2x, last: KJ Harrison vs. Central Arkansas (4/8/16)
Most Home Runs	2-12x, last by Michael Conforto vs. UCLA (5/11/14)
Most Stolen Bases	3, Eric Stark vs. Portland (4/25/00)
Most Walks	5, Jake Rodriguez vs. Bryant (3/3/13)
Most Strikeouts Thrown	14-2x, last by Andrew Moore vs. North Dakota State (5/30/14)
Most Runs Allowed	10-2x, last by Ben Rowe vs. Arizona (3/28/02)
Most Errors	3-2x, last by Darwin Barney vs. Arizona State (5/20/07)

Top Attendance Marks

Date	Opponent	Crowd
1. 6/9/13	Kansas State ^^	3,602
2. 6/8/13	Kansas State ^^	3,574
3. 6/10/13	Kansas State ^^	3,564
4. 6/1/13	UC Santa Barbara ^	3,535
5. 6/2/14	UC Irvine ^	3,435
6. 5/31/14	UC Irvine ^	3,422
7. 5/25/13	Washington State	3,417
8. 5/30/14	North Dakota St. ^	3,408
9. 6/1/14	UC Irvine ^	3,386
10. 6/1/14	UNLV ^	3,372
11. 5/24/15	California	3,368
12. 6/2/13	Texas A&M ^	3,362
13. 5/23/15	California	3,358
14. 4/18/15	Arizona	3,351
15. 5/17/14	Washington	3,323

^ indicates NCAA Regional game

^^ indicates NCAA Super Regional game

Average Attendance

Year	Dates	Total	Average
1. 2016	23	67,562	2,937
2. 2014	28	82,085	2,931
3. 2015	28	80,054	2,859
4. 2013	31	82,985	2,676
5. 2011	30	68,558	2,285
6. 2009	22	48,805	2,218
7. 2010	31	64,792	2,090
8. 2007	23	46,127	2,005
9. 2008	21	39,898	1,899
10. 2012	24	44,327	1,846
11. 2006	30	49,285	1,642
12. 2005	28	41,577	1,484
13. 2004	19	21,707	1,142
14. 2002	26	20,791	799
15. 1999	15	10,085	672
Totals	444	807,836	1,819

Home Runs By Year

Year	GP	OSU	Opp.	Total
2000	23	26	25	51
2001	25	28	12	40
2002	27	30	25	55
2003	21	22	22	44
2004	20	23	32	55
2005	31	24	15	39
2006	31	17	14	31
2007	24	17	17	34
2008	21	12	15	27
2009	22	12	11	23
2010	32	29	12	41
2011	30	16	11	27
2012	24	13	7	20
2013	32	21	8	29
2014	30	11	4	15
2015	30	18	11	29
2016	23	11	6	17
Totals	461	351	280	631

2006 & 2007 NATIONAL CHAMPIONS • 2013 & 2014 PAC-12 CHAMPIONS

5 College World Series Appearances: 1952, 2005, 2006, 2007, 2013 | **5 NCAA Super Regional Appearances:** 2005, 2006, 2007, 2011, 2013

16 NCAA Regional Appearances: 1952, 1962, 1963, 1983, 1985, 1986, 2005, 2006, 2007, 2009, 2010, 2011, 2012, 2013, 2014, 2015

Coaches And Support Staff

5 Pat Casey Head Coach (23rd year)
27 Pat Bailey Associate Head Coach (10th year)
8 Andy Jenkins Assistant Coach (6th year)
21 Nate Yeskie Assistant Coach (9th year)
Kavin Keyes Undergraduate Assistant Coach (1st year)
Ryan Ortiz Undergraduate Assistant Coach (1st year)
Andy Peterson Undergraduate Assistant Coach (2nd year)
Ron Northcutt Director of Operations
Tyler Graham Director of Player Development
Jake Rodriguez Assistant Coordinator of Camps

Chris Anderson Strength & Conditioning Coach
Jeremy Ainsworth Athletic Trainer
Morgan Pearson Administrative Assistant
Max Anderson Student Manager
Robbie Backus Student Manager
Eric Benedetti Student Manager
Jared Carr Student Manager
Randy Le Student Manager
Eric McLaughlin Student Manager
Zach Padilla Student Manager
Mitch Rose Student Manager

No.	Pitchers	Pos.	B/T	Yr.	Ht.	Wt.	Birthdate	Hometown (Previous School)
31	Britton, Jordan	LHP	L/L	So.	6'3"	204	10/8/96	Caldwell, Idaho (Caldwell)
18	Church, Scotland	RHP	R/R	Sr.	5'9"	190	3/14/95	Lubbock, Texas (Lubbock Cooper/Weatherford CC)
19	Donovan, Dakota	RHP	R/R	Fr.	6'6"	219	6/25/97	Washington, Utah (Pine View)
37	Eisert, Brandon	LHP	L/L	Fr.	6'0"	180	1/18/98	Beaverton, Ore. (Aloha)
34	Engelbrekt, Max	LHP	L/L	RSr.	6'3"	204	9/30/93	Seattle, Wash. (Bishop Blanchet)
26	Fehmel, Bryce	RHP	R/R	So.	6'1"	195	12/16/96	Agoura Hills, Calif. (Agoura Hills)
22	Gambrell, Grant	RHP	L/R	Fr.	6'4"	220	11/21/97	Clovis, Calif. (Buchanan)
36	Garnett, Tristan	LHP	L/L	Fr.	6'5"	200	3/29/98	Portland, Ore. (Westview)
15	Heimlich, Luke	LHP	L/L	Jr.	6'1"	197	2/3/96	Puyallup, Wash. (Puyallup)
23	Hickey, Mitch	RHP	R/R	Jr.	6'0"	184	11/11/95	Morgan Hill, Calif. (Live Oak)
20	Martinek, Christian	LHP	L/L	RSo.	6'4"	234	11/4/95	Beaverton, Ore. (Jesuit)
6	Mets, Ryan	LHP	L/L	RSo.	6'1"	204	7/19/96	Olympia, Wash. (North Thurston)
38	Mulholland, Jake	LHP	L/L	Fr.	6'2"	190	3/4/97	Snohomish, Wash. (Snohomish)
40	Paul, Tommy	RHP	R/R	So.	6'6"	206	6/10/97	Sherwood, Ore. (Sherwood)
25	Rasmussen, Drew	RHP	R/R	RSo.	6'2"	225	7/27/95	Spokane, Wash. (Mt. Spokane)
44	Thompson, Jake	RHP	R/R	RJr.	6'2"	201	9/22/94	Florence, Ore. (Siuslaw)
12	Tweedt, Sam	RHP	R/R	RSo.	6'3"	216	10/23/95	Salem, Ore. (South Salem)
32	Verburg, Mitchell	RHP	R/R	Fr.	6'2"	186	1/28/98	Lake Oswego, Ore. (Lake Oswego)
47	Warren, Cade	RHP	R/R	Fr.	5'11"	146	3/2/98	Rosebud, Mont. (Custer County)

No.	Catchers	Pos.	B/T	Yr.	Ht.	Wt.	Birthdate	Hometown (Previous School)
35	Rutschman, Adley	C/IF	S/R	Fr.	6'2"	208	2/6/98	Sherwood, Ore. (Sherwood)
16	Taylor, Zak	C/IF	R/R	So.	6'2"	204	9/6/96	Sherwood, Ore. (Sherwood)
46	Zalesky, Zack	C/IF	L/R	Fr.	5'9"	189	5/8/98	Corvallis, Ore. (Corvallis)

No.	Infielders	Pos.	B/T	Yr.	Ht.	Wt.	Birthdate	Hometown (Previous School)
30	Armstrong, Andy	IF	R/R	Fr.	5'9"	168	5/9/97	Salem, Ore. (West Salem)
17	Atwood, Andy	IF/OF	R/R	So.	6'1"	170	11/15/96	Everett, Wash. (O'Dea)
1	Donahue, Christian	IF	L/R	Jr.	5'7"	167	5/4/95	Mililani, Hawai'i (Iolani School)
2	Grenier, Cadyn	IF	R/R	So.	5'10"	185	10/31/96	Henderson, Nev. (Bishop Gorman)
10	Gretler, Michael	IF/C	R/R	Jr.	6'2"	175	1/1/96	Bonney Lake, Wash. (Bonney Lake)
24	Harrison, KJ	IF/C	R/R	Jr.	6'0"	209	8/11/96	Kailua, Hawai'i (Punahou)
3	Madrigal, Nick	IF	R/R	So.	5'7"	161	3/5/97	Elk Grove, Calif. (Elk Grove)
7	Malone, Tyler	IF	L/R	Fr.	5'10"	183	11/4/97	Roseville, Calif. (Woodcreek)
13	Mendazona, George	IF	L/R	Fr.	5'11"	176	8/31/97	Redmond, Ore. (Ridgeview)

No.	Outfielders	Pos.	B/T	Yr.	Ht.	Wt.	Birthdate	Hometown (Previous School)
29	Anderson, Jack	OF	L/R	RJr.	6'2"	208	6/8/94	Lake Oswego, Ore. (Lake Oswego)
9	Cary, Elliott	OF	L/L	RSo.	6'2"	188	10/1/95	Niceville, Fla. (Niceville/Clackamas)
45	Casey, Joe	OF	L/L	Fr.	6'0"	167	12/3/97	Corvallis, Ore. (Crescent Valley)
33	Jones, Preston	OF	R/R	Fr.	5'11"	185	9/23/97	Vancouver, Wash. (Mountain View)
4	Kwan, Steven	OF	L/L	So.	5'8"	169	9/5/97	Fremont, Calif. (Washington)
1	Larnach, Trevor	OF/IF	L/R	So.	6'4"	213	2/26/97	Pleasant Hill, Calif. (College Park)
39	McCarthy, Jack	OF	R/R	Fr.	6'0"	166	7/13/97	San Juan Capistrano, Calif. (San Juan Hills)
28	Nobach, Kyle	OF	R/R	Sr.	5'10"	178	4/24/95	Marysville, Wash. (Marysville/Everett CC)
14	Willy, Elliot	OF	R/R	Fr.	6'3"	187	6/6/97	Bend, Ore. (Bend)

Pronunciation Guide

Brandon **Eisert**IE-sert
Max **Engelbrekt** Engle-brek
Bryce **Fehmel** Fem-UL
Cadyn **Grenier**Gren-EAR
Luke **Heimlich** HIME-lik
Kyle **Nobach**No-BACK
Adley **Rutschman**Rutch-man
Mitchell **Verburg** VER-berg
Nate **Yeskie** Yes-KEY

2017 Numerical Roster

No.	Name	Pos.
1	Christian Donahue	IF
2	Cadyn Grenier	IF
3	Nick Madrigal	IF
4	Steven Kwan	OF
5	Pat Casey	HC
6	Ryan Mets	LHP
7	Tyler Malone	IF
8	Andy Jenkins	AC
9	Elliott Cary	OF
10	Michael Gretler	IF/C
11	Trevor Larnach	OF/IF
12	Sam Tweedt	RHP
13	George Mendazona	IF
14	Elliott Willy	OF
15	Luke Heimlich	LHP
16	Zak Taylor	C/IF
17	Andy Atwood	IF/OF
18	Scotland Church	RHP
19	Dakota Donovan	RHP
20	Christian Martinek	LHP
21	Nate Yeskie	AC
22	Grant Gambrell	RHP
23	Mitch Hickey	RHP
24	KJ Harrison	IF/C
25	Drew Rasmussen	RHP
26	Bryce Fehmel	RHP
27	Pat Bailey	AHC
28	Kyle Nobach	OF
29	Jack Anderson	OF
30	Andy Armstrong	IF
31	Jordan Britton	LHP
32	Mitchell Verburg	RHP
33	Preston Jones	OF
34	Max Engelbrekt	LHP
35	Adley Rutschman	C/IF
36	Tristan Garnett	LHP
37	Brandon Eisert	LHP
38	Jake Mulholland	LHP
39	Jack McCarthy	OF
40	Tommy Paul	RHP
44	Jake Thompson	RHP
45	Joe Casey	OF
46	Zack Zalesky	C/IF
47	Cade Warren	RHP

2017 Roster Breakdown

By State/Country/Hometown		
California		8
Aguora Hills	Bryce Fehmel	
Clovis	Grant Gambrell	
Elk Grove	Nick Madrigal	
Fremont	Steven Kwan	
Morgan Hill	Mitch Hickey	
Pleasant Hill	Trevor Larnach	
Roseville	Tyler Malone	
San Juan Capistrano	Jack McCarthy	
Florida		1
Niceville	Elliott Cary	
Hawai'i		2
Kailua	KJ Harrison	
Mililani	Christian Donahue	
Idaho		1
Caldwell	Jordan Britton	
Montana		1
Rosebud	Cade Warren	
Nevada		1
Henderson	Cadyn Grenier	
Oregon		14
Beaverton	Brandon Eisert	
	Christian Martinek	
Bend	Elliott Willy	
Corvallis	Joe Casey	
	Zack Zalesky	
Florence	Jake Thompson	
Lake Oswego	Jack Anderson	
	Mitchell Verburg	
Portland	Tristan Garnett	
Redmond	George Mendazona	
Salem	Andy Armstrong	
	Sam Tweedt	
Sherwood	Tommy Paul	
	Adley Rutschman	
	Zak Taylor	
Texas		1
Lubbock	Scotland Church	
Utah		1
Washington	Dakota Donovan	
Washington		10
Bonney Lake	Michael Gretler	
Everett	Andy Atwood	
Marysville	Kyle Nobach	
Olympia	Ryan Mets	
Puyallup	Luke Heimlich	
Sammamish	Taylor Wright	
Seattle	Max Engelbrekt	
Snohomish	Jake Mulholland	
Spokane	Drew Rasmussen	
Vancouver	Preston Jones	

By Experience		
Three Letters		1
Max Engelbrekt	Pitcher	
Two Letters		9
Jack Anderson	Outfielder	
Scotland Church	Pitcher	
Christian Donahue	Infielder	
Michael Gretler	Infielder	
KJ Harrison	Infielder	
Luke Heimlich	Pitcher	
Mitch Hickey	Pitcher	
Kyle Nobach	Outfielder	
Jake Thompson	Pitcher	
One Letter		14
Andy Atwood	Infielder	
Jordan Britton	Pitcher	
Elliott Cary	Outfielder	
Bryce Fehmel	Pitcher	
Cadyn Grenier	Infielder	
Steven Kwan	Outfielder	
Trevor Larnach	Outfielder	
Nick Madrigal	Infielder	
Christian Martinek	Pitcher	
Ryan Mets	Pitcher	
Tommy Paul	Pitcher	
Drew Rasmussen	Pitcher	
Zak Taylor	Catcher	
Sam Tweedt	Pitcher	
High School		16
Andy Armstrong	Infielder	
Joe Casey	Outfielder	
Dakota Donovan	Pitcher	
Brandon Eisert	Pitcher	
Grant Gambrell	Pitcher	
Tristan Garnett	Pitcher	
Preston Jones	Outfielder	
Tyler Malone	Infielder	
Jack McCarthy	Infielder	
George Mendazona	Infielder	
Jake Mulholland	Pitcher	
Adley Rutschman	Catcher	
Mitchell Verburg	Pitcher	
Cade Warren	Pitcher	
Elliott Willy	Utility	
Zack Zalesky	Utility	
By Class		
Senior		3
Pitchers		2
Position Players		1
Junior		7
Pitchers		3
Position Players		4
Sophomore		14
Pitchers		7
Position Players		7
Freshman		16
Pitchers		7
Position Players		9
Batting		
Right		22
Left		17
Switch		1

Current Beavers Selected in MLB Draft

Player	Pos.	Year	Rd.	Team
Elliott Cary	OF	2014	32	Washington Nationals
Cadyn Grenier	IF	2015	21	St. Louis Cardinals
Michael Gretler	IF	2014	39	Boston Red Sox
KJ Harrison	C	2014	25	Cleveland Indians
Trevor Larnach	OF	2015	40	San Diego Padres
Nick Madrigal	IF	2015	17	Cleveland Indians
Drew Rasmussen	RHP	2014	39	Arizona Diamondbacks
Adley Rutschman	C	2016	40	Seattle Mariners
Jake Thompson	RHP	2013	34	Chicago Cubs

2006 & 2007 NATIONAL CHAMPIONS • 2013 & 2014 PAC-12 CHAMPIONS

5 College World Series Appearances: 1952, 2005, 2006, 2007, 2013 | **5 NCAA Super Regional Appearances:** 2005, 2006, 2007, 2011, 2013

16 NCAA Regional Appearances: 1952, 1962, 1963, 1983, 1985, 1986, 2005, 2006, 2007, 2009, 2010, 2011, 2012, 2013, 2014, 2015

2017 OREGON STATE BASEBALL

OREGON STATE SCHEDULE

Twitter.com/BeaverBaseball
Instagram.com/BeaverBaseball
Facebook.com/OregonStateBaseball

Date	Day	Opponent	Location	TV	Time (PT)
Feb. 17	Friday	(1) vs. Duke	Surprise, Ariz.		12:00 p.m.
Feb. 18	Saturday	(1) vs. Gonzaga	Surprise, Ariz.		1:00 p.m.
Feb. 19	Sunday	(1) vs. Duke	Surprise, Ariz.		8:30 a.m.
Feb. 20	Monday	(1) vs. Indiana	Surprise, Ariz.		10:00 a.m.
Feb. 23	Thursday	(2) vs. Nebraska	Surprise, Ariz.		12:00 p.m.
Feb. 24	Friday	(2) vs. Ohio State	Surprise, Ariz.		12:00 p.m.
Feb. 25	Saturday	(2) vs. Nebraska	Surprise, Ariz.		3:00 p.m.
Feb. 26	Sunday	(2) vs. Ohio State	Surprise, Ariz.		8:00 a.m.
March 3	Friday	UC Davis	Corvallis, Ore.		5:35 p.m.
March 4	Saturday	UC Davis	Corvallis, Ore.		1:35 p.m.
March 5	Sunday	UC Davis	Corvallis, Ore.		1:05 p.m.
March 7	Tuesday	Portland	Corvallis, Ore.		5:35 p.m.
March 9	Thursday	Ball State	Corvallis, Ore.		5:35 p.m.
March 10	Friday	Ball State	Corvallis, Ore.		5:35 p.m.
March 11	Saturday	Ball State	Corvallis, Ore.		1:35 p.m.
March 11	Saturday	Ball State	Corvallis, Ore.		4:35 p.m.
March 16	Thursday	at Arizona State *	Phoenix, Ariz.	Pac-12 Network	6:00 p.m.
March 17	Friday	at Arizona State *	Phoenix, Ariz.	Pac-12 Network	4:00 p.m.
March 18	Saturday	at Arizona State *	Phoenix, Ariz.		12:30 p.m.
March 24	Friday	Arizona *	Corvallis, Ore.	Pac-12 Network	7:00 p.m.
March 25	Saturday	Arizona *	Corvallis, Ore.	Pac-12 Network	4:00 p.m.
March 26	Sunday	Arizona *	Corvallis, Ore.	Pac-12 Network	11:00 a.m.
March 28	Tuesday	at Saint Mary's	Moraga, Calif.		3:00 p.m.
March 31	Friday	at Stanford *	Stanford, Calif.		6:00 p.m.
April 1	Saturday	at Stanford *	Stanford, Calif.		2:00 p.m.
April 2	Sunday	at Stanford *	Stanford, Calif.		1:00 p.m.
April 4	Tuesday	at Portland	Portland, Ore.		6:00 p.m.
April 7	Friday	Utah *	Corvallis, Ore.		5:35 p.m.
April 8	Saturday	Utah *	Corvallis, Ore.		1:35 p.m.
April 9	Sunday	Utah *	Corvallis, Ore.		1:05 p.m.
April 11	Tuesday	Gonzaga	Corvallis, Ore.		5:35 p.m.
April 13	Thursday	at Washington *	Seattle, Wash.	Pac-12 Network	6:00 p.m.
April 14	Friday	at Washington *	Seattle, Wash.	Pac-12 Network	4:00 p.m.
April 15	Saturday	at Washington *	Seattle, Wash.	Pac-12 Network	2:00 p.m.
April 21	Friday	at UCLA *	Los Angeles, Calif.		6:00 p.m.
April 22	Saturday	at UCLA *	Los Angeles, Calif.	ESPNU	6:00 p.m.
April 23	Sunday	at UCLA *	Los Angeles, Calif.		1:00 p.m.
April 25	Tuesday	Oregon	Corvallis, Ore.	Pac-12 Network	5:30 p.m.
April 28	Friday	USC *	Corvallis, Ore.		5:35 p.m.
April 29	Saturday	USC *	Corvallis, Ore.		1:35 p.m.
April 30	Sunday	USC *	Corvallis, Ore.		1:05 p.m.
May 2	Tuesday	Oregon	Corvallis, Ore.	Pac-12 Network	5:30 p.m.
May 5	Friday	California *	Corvallis, Ore.	Pac-12 Network	7:00 p.m.
May 6	Saturday	California *	Corvallis, Ore.	Pac-12 Network	1:30 p.m.
May 7	Sunday	California *	Corvallis, Ore.	Pac-12 Network	12:00 p.m.
May 11	Thursday	at Oregon *	Eugene, Ore.	Pac-12 Network	6:00 p.m.
May 12	Friday	at Oregon *	Eugene, Ore.	Pac-12 Network	7:00 p.m.
May 13	Saturday	at Oregon *	Eugene, Ore.	Pac-12 Network	7:00 p.m.
May 16	Tuesday	vs. Portland	Keizer, Ore.		5:35 p.m.
May 19	Friday	Washington State *	Corvallis, Ore.	Pac-12 Network	4:00 p.m.
May 20	Saturday	Washington State *	Corvallis, Ore.	Pac-12 Network	1:00 p.m.
May 21	Sunday	Washington State *	Corvallis, Ore.	Pac-12 Network	12:00 p.m.
May 25	Thursday	Abilene Christian	Corvallis, Ore.		5:35 p.m.
May 26	Friday	Abilene Christian	Corvallis, Ore.		5:35 p.m.
May 27	Saturday	Abilene Christian	Corvallis, Ore.		1:35 p.m.
May 28	Sunday	Abilene Christian	Corvallis, Ore.		12:05 p.m.

Dates and times subject to change

* - Pac-12 Game

(1) - Sanderson Ford College Baseball Classic; Surprise, Ariz.

(2) - Big Ten-Pac-12 Spring Training College Baseball Challenge; Surprise, Ariz.



PAT CASEY

Head Coach • 23rd Year
 789-440-5 (Oregon State)
 960-554-6 (29 years overall)
 #5
 George Fox, '90

Pat Casey, considered one of the top coaches in the country, returns for his 23rd season at the helm of the Oregon State program in 2017.

One of the most influential sports figures in the state of Oregon and the Pacific Northwest, Casey has made Oregon State a national power.

- Casey is 789-440-5 in his previous 22 seasons at Oregon State, recording a .641 winning percentage.
- All-time, as a collegiate head coach, Casey's teams have gone 960-554-6 (.634). He went 171-114-1 (.600) in seven seasons at Division III George Fox.
- Casey's 789 wins at Oregon State ranks eighth all-time in Pac-12 Conference history.
- Since coming to Oregon State prior to the 1995 season, Casey's teams have advanced to the NCAA postseason 10 times, including a school-record seven straight appearances from 2009-2015.
- The Beavers became just the fifth program in NCAA history to win back-to-back NCAA titles when Oregon State defeated North Carolina in 2006 and 2007.
- In winning the 2006 title, Oregon State became the first "Northern" school to win an NCAA Championship in decades.
- Casey has been honored nationally multiple times, being named the National Coach of the Year in 2006 and 2007 and the Co-Coach of the Year in 2005.
- He was selected as the Pac-10's Coach of the Year in 2005, 2006 and 2011 and the Pac-12 Coach of the Year in 2013.
- Prior to the 2010 season, Casey was named the top collegiate coach of the previous decade by Baseball America. The voting was done by fellow collegiate coaches. Oregon State was named the No. 2 program of the decade, just behind Texas.
- Also in 2010, he and his wife, Susan, were recipients of the Nell and John Wooden Coaching Achievement Award. The honor goes to a head coach and his spouse for their dedication to success on the field and in making an impact on the lives of their players.
- Oregon State players have been named an All-American a total of 22 times during his tenure, including a school-record four in 2006. Michael Conforto became the first Oregon State player to be named an All-American three times when earned the honor in 2012, 2013 and 2014.
- Three other players, Dallas Buck, Jonah Nickerson and Andrew Moore, have been named an All-American in two different seasons.
- Seventeen players who competed under Casey have made an appearance at the Major League level, including a school-record nine during the 2016 season. In 2016, the Beavers had nearly 30 former players compete at the professional level.
- Two former Beavers - Jacoby Ellsbury in 2007 and 2011 and Andrew Susac in 2014 - have won World Series titles. A third former Beaver, Michael Conforto, played in the 2015 series and became one of the youngest players to ever homer in the World Series. A little more than one year prior, Conforto had finished his Oregon State career as one of the top offensive players in school history.
- Oregon State players have been selected by MLB clubs in the draft a total of 105 times. Forty-two of those 105 selections have



come in the top nine rounds (40 percent).

- Oregon State players have been named the Pac-10/12's Most Valuable Player five times, the Fielder of the Year three times, the Freshman of the Year three times and the Pitcher of the Year once.
- Casey has guided Oregon State to the College World Series four times - 2005, 2006, 2007 and 2013. His clubs have gone 13-8 (.619).
- In the postseason, Oregon State is 46-21 (.687) under Casey. His 46 wins represent better than 90 percent of the Beavers' 51 all-time.
- In 2013, the Beavers set a school-record with 52 victories. Oregon State won its first of two consecutive Pac-12 titles, setting a conference record with 24 victories.
- Oregon State followed the 2013 season with a nearly as impressive 2014 campaign. The 2014 club won 45 games, and claimed the Pac-12 with a 23-7 record. The 47 conference victories in back-to-back seasons are easily a Pac-12 record.
- Since 2005, the first of a school-record 12 consecutive winning seasons, the Beavers have totaled 494 wins, the second-best mark in the conference. Oregon State has averaged 41 wins per season over that stretch, one of just two teams in the league to lay claim to that fact.
- In conference play, since 2005, the Beavers have won 200

Pat Casey In Pac-12 History		
Active Coaches		
Category	Total	Place
Pac-10/12 titles*	4	1st
National titles	2	Tied-1st
Winning Percentage	.642	2nd
Wins	789	2nd
* Since 1999		
All-Time		
Category	Total	Place
Wins	789	8th
Winning Percentage	.642	17th



games, or nearly 17 per season. Again, Oregon State is one of just two Pac-12 programs to hit that mark.

- Casey has a winning record against all but two Pac-12 opponents.
- He is the winningest coach in Oregon State Athletics history. Casey surpassed Jack Riley on May 25, 2012 to earn that distinction.
- Oregon State has thrown four no-hitters since the 2007 season, while the rest of the league has totaled just two over that stretch. Drew Rasmussen became the first pitcher in conference history to throw a perfect game in a league game on March 21, 2015 versus Washington State. He was the first pitcher from the conference to throw a perfect game against any opponent in more than 40 years.
- Four years prior, Josh Osich no hit UCLA (April 30, 2011). He was the first pitcher to no hit a fellow conference school in nearly 20 seasons.
- In 2016, Oregon State saw a school-record 11 players named to the Pac-12 All-Academic Team. Jack Anderson and Jake Thompson were named to the CoSIDA Academic All-District 8 Second Team.

Casey has not only developed talent on the field and in the classroom, but he's helped make Goss Stadium at Coleman Field into one of the finest ballparks in the nation.

- Prior to the 2017 season, Goss Stadium was named the 10th toughest park to play in for opposing teams. It earned the distinction in a vote by the nation's coaches.
- In 1999, Casey spearheaded the expansion of Goss Stadium from Coleman Field. The stadium saw increased seating, improved locker rooms and a full press box.
- In 2009, Casey again spearheaded a further expansion of Goss Stadium. The stadium saw additional seating added down the first and third base lines, as well as the Omaha Room, the team's classroom and a trophy room, celebrating the program's history.
- In 2015, thanks to a generous donation from Jacoby Ellsbury, the Jacoby Ellsbury Clubhouse was constructed down the third base line. It is considered one of the top clubhouses in the nation.
- The team's players also enjoy the use of the Bert and Shirley Babb Players Lounge, located next to the Jacoby Ellsbury Clubhouse.

A look at the Beavers' four trips to Omaha under Casey.

- The 2013 Oregon State team set a school record with 52 victories, advancing to the College World Series after defeating Kansas

State in the Corvallis Super Regional. The Beavers finished with a 2.28 earned run average that season, the second-lowest mark nationally.

- The 2007 club went 39-4 in non-conference games, including an incredible 11-1 record in the postseason. Oregon State trailed for just one inning in five games in Omaha. The Beavers won their last four games by at least six runs, the first team in CWS history to win four or more by at least six.
- The 2006 Beavers were the first team to ever face six elimination games. And Oregon State became the first team to win the World Series despite losing two games in Omaha - once before taking 2-of-3 from North Carolina to claim the crown. The 2006 club set what was then a school record with 50 victories.
- The 2005 Oregon State team won its first of two Pac-10 titles with a 19-5 record in league play. OSU won 46 games, a school record at the time. Casey won his first career postseason game that year, a 4-3 victory over Ohio State in the Corvallis Regional.

Casey came to OSU after seven seasons at George Fox College, a NAIA school in his hometown of Newberg, Ore. Under Casey, the Bruins went 171-113-1 (.602) overall and were 155-54-1 against NAIA competition; they won three District 2 titles, five Metro Valley Conference titles and two Cascade Conference titles.

During his time at George Fox, Casey was named Coach of the Year three times in District 2, four times in the Metro Valley Conference and twice in the Cascade Conference.

Casey earned his bachelor's degree in Interdisciplinary Studies from George Fox in 1990. He played for the University of Portland from 1978-80 and was a first-team All-NorPac Conference outfielder his final two seasons. He was a second-team All-Region selection in 1980. He also lettered in basketball one season.

After being drafted in the 10th round by the San Diego Padres in 1980, Casey played seven professional seasons. He reached Class AAA with the Calgary Cannons in 1985-86 and the Portland Beavers in 1987.

After concluding his professional playing career, Casey took over George Fox's baseball program; while coaching the baseball team, he also played basketball for the Bruins while completing his degree.

Casey, 56, was born in McMinnville, Ore. He graduated in 1977 from Newberg High, where he starred in football, basketball and baseball.

He and his wife, Susan, have four children - Jonathan (29), Brett (28), Ellie (24) and Joseph (18).

**Pat Casey's Oregon State
 Milestone Victories**

No.	Date	Score
1	2/22/95	OSU 4, W. Oregon 3
50	4/28/96	OSU 3, Washington St. 0
100	2/21/98	OSU 8, San Diego 3
150	2/6/00	OSU 16, Kansas St. 2
200	4/20/01	OSU 14, Washington St. 5
250	2/23/03	OSU 4, UCSB 3
300	2/19/05	OSU 8, UC-Davis 0
350	3/5/06	OSU 9, Nevada 1
400	2/18/07	OSU 9, Missouri 2
450	3/24/08	OSU 15, BYU 7
500	5/19/09	OSU 2, Oregon 0
550	3/13/11	OSU 5, VMI 1
600	4/14/12	OSU 12, Arkansas-PB 2
614	5/25/12	OSU 7, Oregon 3
650	4/26/13	OSU 10, USC 4
700	4/26/14	OSU 4, Oregon 2
750	5/16/15	OSU 7, Stanford 5

Casey By The Numbers

Category	Number
Home victories	391
Road victories	251
Neutral site victories	147
MLB Draft selections	105
First-Team All-League honorees	74
League Pitchers Of The Week	56
Postseason victories	46
League Players Of The Week	37
All-Region honorees	22
All-Americans	18
Freshman All-Americans	18
Omaha victories	13
League Most Valuable Players	5
League championships	4
No-hitters	4
League Fielders Of The Year	3
League Freshmen Of The Year	3
National championships	2
Academic All-Americans	2
League Pitchers Of The Year	1
Perfect Games	1

Pat Casey Superlatives

Category	Number	Year(s)
Season wins	52	2013
Season losses	35	1999
Win streak	15 games	2013
Losing streak	7 games	1995, 1999, 2004, 2010
Runs scored	33	1997 (v. Portland)
Runs allowed	262	2004 (v. Washington)

**Oregon State
 All-Americans Under
 Casey**

1997	Mark Newell, RHP
1998	Andrew Checketts, RHP
2001	Scott Nicholson, LHP
2005	Dallas Buck, RHP
.....	Jacoby Ellsbury, OF
.....	Jonah Nickerson, RHP
2006	Dallas Buck, RHP
.....	Cole Gillespie, OF
.....	Kevin Gunderson, LHP
.....	Jonah Nickerson, RHP
2007	Mitch Canham, C
2011	Sam Gaviglio, RHP
2012	Michael Conforto, OF
2013	Matt Boyd, LHP
.....	Michael Conforto, OF
.....	Andrew Moore, RHP
2014	Michael Conforto, OF
.....	Jace Fry, LHP
.....	Ben Wetzler, LHP
2015	Andrew Moore, RHP
.....	Jeff Hendrix, OF
2016	Bryce Fehmel, RHP

The File On Pat Casey

George Fox College

YEAR	POSITION	W-L-T	PCT.
1988	Head coach	15-14-0	.517
1989	Head coach	22-14-0	.611
1990	Head coach	24-17-0	.585
1991	Head coach	24-21-0	.530
1992	Head coach	29-18-0	.617
1993	Head coach	26-16-1	.616
1994	Head coach	31-13-0	.721
Totals	7 Seasons	171-113-1	.602

Oregon State University

YEAR	POSITION	W-L-T	PCT.
1995	Head coach	25-24-1	.510
1996	Head coach	32-16-1	.663
1997	Head coach	38-12-1	.755
1998	Head coach	35-14-1	.710
1999	Head coach	19-35-0	.352
2000	Head coach	28-27-0	.509
2001	Head coach	31-24-0	.564
2002	Head coach	31-23-0	.574
2003	Head coach	25-28-0	.472
2004	Head coach	31-22-0	.585
2005	Head coach	46-12-0	.793
	Pac-10 Champions, College World Series		
2006	Head coach	50-16-0	.758
	Pac-10 Champions, National Champions		
2007	Head coach	49-18-0	.731
	National Champions		
2008	Head Coach	28-24-0	.538
2009	Head Coach	37-19-0	.661
2010	Head Coach	32-23-0	.581
2011	Head Coach	41-19-0	.691
2012	Head Coach	40-20-0	.667
2013	Head Coach	52-13-0	.800
	Pac-12 Champions		
2014	Head Coach	45-14-0	.763
	Pac-12 Champions		
2015	Head Coach	39-18-1	.681
2016	Head Coach	35-19-0	.648
Totals	22 Seasons	789-440-5	.642
Career	29 Seasons	960-554-6	.634

2013 Pac-12 Conference Coach of the Year: Voted by Pac-12 coaches

2011 Pacific-10 Conference Coach of the Year: Voted by Pacific-10 coaches

2007 National Coach of the Year: Collegiate Baseball Newspaper, American Baseball Coaches Association

2006 National Coach of the Year: American Baseball Coaches Association, Baseball America magazine, Collegiate Baseball Newspaper

2005 National Co-Coach of the Year: College Baseball Foundation

2006 West Region Coach of the Year: American Baseball Coaches Association

2005 West Region Coach of the Year: American Baseball Coaches Association

2006 Pacific-10 Conference Coach of the Year: Voted by Pacific-10 coaches

2005 Pacific-10 Conference Coach of the Year: Voted by Pacific-10 coaches

1997 Pacific-10 Conference Northern Division Coach of the Year: Voted by Pacific-10 coaches

2005 Slats Gill Sportsperson of the Year: State of Oregon Sports Awards

Playing Career

Collegiate: University of Portland (1978-80)
 First-Team All-Nor-Pac (1979, 80)
 Second-Team All-Region (1980)

Professional: Drafted in 10th round of 1980 MLB Draft by San Diego

Personal

Hometown: McMinnville, Ore.
High School: Newberg High


**Players Who Improved Draft Selections
During Pat Casey's Tenure**

Year	Player	Pos.	Prev. Sel.	Year	Final
1995	Kevin Hooker	RHP/2B	ND	-	31st
1996	David Schmidt	C	37th	1995	8th
	Chris Wakeland	OF	ND	-	15th
	Eric Lovinger	RHP	ND	-	41st
1997	Joe Messman	RHP	ND	-	7th
	Tyler Swinburnson	RHP	ND	-	16th
1998	Chris Pine	RHP	7th	1995	5th
	Brody Percell	LHP	ND	-	7th
	Andrew Checketts	RHP	ND	-	21st
	Matt Bailie	1B/RHP	ND	-	22nd
1999	B.R. Cook	RHP	ND	-	3rd
	Troy Schader	SS	ND	-	21st
2000	Joe Gerber	1B	ND	-	24th
2001	Scott Nicholson	LHP	15th	2000	8th
	Bryan Ingram	C	ND	-	12th
	Josh Carter	OF	36th	1998	14th
2002	Mark McLemore	LHP	ND	-	4th
	Brian Barden	3B	ND	-	6th
2003	Seth Pietsch	OF	ND	-	8th
	Levi Webber	OF	44th	2000	25th
2004	Andy Baldwin	RHP	ND	-	5th
	Jake Postlewait	LHP	ND	-	7th
	Kyle Aselton	LHP	29th	2001	11th
	Jared Sanders	RHP	42nd	2002	14th
	Aaron Mathews	OF	ND	-	19th
	Nathan Pendley	LHP	50th	2001	19th
2005	Jacoby Ellsbury	OF	23rd	2002	1st
	Andy Jenkins	1B	ND	-	11th
	Nate Fogle	RHP	ND	-	11th
2006	Dallas Buck	RHP	19th	2003	3rd
	Cole Gillespie	OF	ND	-	3rd
	Kevin Gunderson	LHP	ND	-	5th
	Jonah Nickerson	RHP	ND	-	7th
	Chris Kunda	2B	ND	-	19th
	Shea McFeely	3B	ND	-	28th
	Jon Koller	RHP	ND	-	48th
2007	Eddie Kunz	RHP	ND	-	1st
	Mitch Canham	C	41st	2006	1st
	Darwin Barney	SS	ND	-	4th
	Daniel Turpen	RHP	ND	-	8th
	Joe Paterson	LHP	ND	-	10th
	Anton Maxwell	LHP	ND	-	31st
2008	Lonnie Lechelt	IF	ND	-	21st
	Chris Hopkins	OF	44th	2007	24th
	Jordan Lennerton	1B	50th	2004	33rd
	Daniel Robertson	OF	ND	-	33rd
	Jason Ogata	IF	ND	-	38th
2009	Ryan Ortiz	C	ND	-	6th
	Jorge Reyes	RHP	ND	-	17th
	Joey Wong	SS	46th	2006	24th
2010	Tyler Waldron	RHP	32nd	2007	5th
	Greg Peavey	RHP	32nd	2009	6th
	Kraig Sittton	LHP	17th	2009	7th
	Tanner Robles	LHP	14th	2007	9th
	Kevin Rhoderick	RHP	18th	2007	9th
	Stefen Romero	3B	ND	-	12th
	Adalberto Santos	OF	35th	2009	22nd
2011	Andrew Susac	C	16th	2009	2nd
	Sam Gaviglio	RHP	40th	2008	5th
	Josh Osich	LHP	ND	-	6th
	Brian Stamps	OF	ND	-	24th
	Parker Berberet	C	ND	-	25th
	James Nygren	RHP	ND	-	33rd
2012	Ryan Dunn	3B	ND	-	17th
	Ryan Gorton	C	ND	-	31st
2013	Matt Boyd	LHP	13th	2012	6th
	Tyler Smith	SS	ND	-	8th
	Danny Hayes	1B	ND	-	13th
	Dan Child	RHP	48th	2010	18th

Year	Player	Pos.	Prev. Sel.	Year	Final
2014	Michael Conforto	OF	ND	-	1st
	Dylan Davis	OF	ND	-	3rd
	Scott Schultz	RHP	17th	2013	10th
	Andy Peterson	2B	ND	-	27th
	Kavin Keyes	IF	ND	-	39th
2015	Andrew Moore	RHP	ND	-	2nd
	Jeff Hendrix	OF	39th	2014	4th
	Gabe Clark	IF	ND	-	26th
2016	Logan Ice	C	ND	-	2nd
	Travis Eckert	RHP	20th	2015	7th
	Trevar Morrison	SS	36th	2013	12th
	John Pomeroy	RHP	ND	-	13th
	Caleb Hamilton	IF	38th	2013	23rd

Oregon State's MLB Players Under Casey

Player	Pos.	At OSU	MLB Team(s)
Brian Barden	IF	2000-02	Arizona, St. Louis, Florida
Darwin Barney	IF	2005-07	Chicago Cubs, LA Dodgers, Toronto
Matt Boyd	LHP	2010-13	Toronto, Detroit
Michael Conforto	OF	2012-14	New York Mets
Mike Ekstrom	RHP	2002-03	San Diego, Tampa Bay, Colorado
Jacoby Ellsbury	OF	2003-05	Boston, NY Yankees
Cole Gillespie	OF	2004-06	Arizona, San Francisco, Chicago Cubs, Seattle, Toronto, Miami
Tyler Graham	OF	2003-06	Arizona
Eddie Kunz	RHP	2005-07	New York Mets
Mark McLemore	LHP	2000-02	Houston
Josh Osich	LHP	2008-11	San Francisco
Joe Paterson	LHP	2006-07	Arizona
Daniel Robertson	OF	2008	Texas, L.A. Angels, Seattle
Stefen Romero	OF	2009-10	Seattle
Mike Stutes	RHP	2006-08	Philadelphia
Andrew Susac	C	2010-11	San Francisco, Milwaukee
Chris Wakeland	OF	1995-96	Detroit



Casey All-Time vs. Opponents

Opponent	W	L	T	Opponent	W	L	T
Arizona	29	28		Ohio State	3	1	
Arizona State	27	34		Oklahoma	3	2	
Arkansas	0	1		Oklahoma State	3	1	
Arkansas-Pine Bluff	1	0		Oral Roberts	3	0	
Ball State	1	0		Oregon	24	16	
Baylor	0	1		Pacific (Calif.)	10	2	
Belmont	1	0		Pacific (Ore.)	1	0	
Bryant	4	0		Pepperdine	3	4	
BYU	8	0		Portland	61	10	
California	34	23		Portland State	22	8	
Cal Poly	6	2		Rice	2	0	
CS-Fullerton	1	0		Rutgers	2	0	
CS-Northridge	10	9		Sacramento State	11	3	
Central Arkansas	3	0		San Diego	7	9	
Central Florida	1	0		San Diego State	8	4	1
Central Michigan	1	1		San Francisco	9	5	
Chicago State	1	0		San Jose State	5	0	1
Clemson	1	2		Santa Clara	1	7	
Concordia	5	0		Seattle	4	1	
Connecticut	1	1		South Florida	1	0	
Creighton	3	0		Southern Utah	2	0	
Dallas Baptist	2	2		St. John's	2	0	
Evansville	3	0		St. Louis	2	0	
Florida	0	1		St. Martin's	3	0	
Florida Atlantic	2	2		St. Mary's	3	2	
Fresno State	4	6		Stanford	33	23	
George Fox	3	0		TCU	0	2	
Georgia	7	1		Tennessee	3	2	
Gonzaga	20	11		Texas	1	0	
Grambling State	3	0		Texas A&M	5	3	
Hartford	4	0		Texas A&M-CC	0	1	
Hawai'i	8	6		Texas State	3	0	
Hawai'i-Hilo	9	0	1	Texas Tech	2	1	
Howard	1	0		The Citadel	1	1	
Illinois	1	0		Tulane	0	1	
Indiana	3	0		UALR	2	0	
Kansas	4	0		UC-Davis	2	1	
Kansas State	8	4		UC-Irvine	2	2	
Lewis & Clark State	4	1		UC-Riverside	9	4	
Linfield	3	0		UC-Santa Barbara	12	5	1
Long Beach State	3	4		UCLA	31	25	
Louisiana-Monroe	1	0		UNLV	6	0	
Louisville	1	0		USC	25	35	
Loyola Marymount	0	2		Utah	16	2	1
LSU	0	2		UT-Arlington	1	0	
Maine	4	0		UT-Pan American	3	0	
Miami (Fla.)	1	1		UT-San Antonio	2	0	
Miami (Ohio)	1	0		Utah Valley	10	3	
Michigan	4	0		Vanderbilt	0	3	
Michigan State	2	2		VCU	0	1	
Minnesota	4	3		Virginia	2	1	
Mississippi State	0	2		VMI	2	0	
Missouri	2	0		Washington	50	47	
Missouri State	3	2		Washington State	61	33	
Nebraska	2	1		West Virginia	2	0	
Nevada	10	1		Western Kentucky	1	0	
New Mexico	7	4		Western Oregon	3	1	
New Mexico State	7	2		Willamette	2	0	
North Carolina	4	1		William & Mary	1	0	
North Dakota State	1	0		Winthrop	2	0	
Northern Illinois	7	0		Wright State	5	1	
Northwestern	1	0					

OSU Game Superlatives Since 1999

Category	Home	Road	Neutral	Overall
Record	347-133	203-188	129-54	659-376
Pac-10/12 record	141-91	110-122	4-2	255-213
Non-Conference record	186-42	93-65	125-52	204-159
Versus Top 25	54-37	35-68	22-15	111-120
Versus Top 10	23-22	16-31	10-8	49-61
Day	109-101	144-107	103-46	456-254
Night	118-32	59-81	26-8	203-121
vs. Left	82-53	61-54	43-12	186-119
vs. Right	245-80	142-135	86-42	473-257
Oregon St. scores first	217-44	156-75	93-22	466-141
0-2 runs	27-52	5-78	10-16	42-146
3-5 runs	91-49	49-66	30-21	170-136
6-9 runs	117-20	74-38	41-16	233-74
10+ runs	92-12	72-5	48-1	214-18
Opponent scores first	109-89	46-112	36-32	191-233
0-2 runs	169-2	84-6	52-0	305-8
3-5 runs	119-43	78-50	44-15	240-109
6-9 runs	37-47	34-66	26-24	107-137
10+ runs	1-40	7-66	7-15	15-121
1-run games	79-29	32-42	32-17	143-88
2-run games	45-23	32-18	22-10	99-51
5+ runs	141-46	107-79	50-15	290-140
Leading after 6	264-23	163-24	107-5	543-52
Leading after 7	278-18	161-13	104-5	542-37
Leading after 8	286-8	169-9	114-4	568-21
Trailing after 6	25-88	18-150	13-38	56-278
Trailing after 7	16-104	17-153	12-39	45-291
Trailing after 8	7-107	8-166	3-39	18-312
Extra-inning games	17-13	14-11	6-5	37-28
Shutouts	50-11	23-14	16-0	89-25
Out-hit opponent	241-20	166-36	99-12	507-68
Opponent out-hit	60-106	30-139	19-38	109-283
Hits are equal	27-6	7-14	9-4	43-24
Make 0 errors	156-39	65-43	45-10	267-92
Make 1 error	93-36	83-63	41-22	217-121
Make 2+ errors	78-57	54-83	43-22	176-163
Opp. makes 0 errors	104-50	55-72	23-21	182-143
Opp. makes 1 error	109-51	51-63	43-18	203-132
Opp. makes 2+ errors	113-31	97-54	64-15	273-100

Most Wins - Pac-12
Overall since 2005

Pl.	Team	Wins	Avg.
1.	Arizona State (11)	501	42
2.	Oregon St. (10)	494	41
3.	Arizona (7)	437	36
4.	UCLA (8)	419	35
5.	Stanford (7)	395	33
6.	USC (2)	363	30
7.	California (4)	362	30
8.	Washington (2)	358	30
9.	Washington St. (2)	333	28
10.	Oregon (5)	292	36
11.	Utah* (2)	249	21

Most Wins - Pac-12
League only since 2005

Pl.	Team	Wins	Avg.
1.	Arizona State	209	17
2.	Oregon State	200	17
3.	UCLA	182	15
4.	Arizona	166	14
5.	Stanford	161	13
6.	Washington	155	13
7.	California	148	12
8.	USC	145	12
9.	Washington State	130	11
10.	Oregon	117	15
11.	Utah	44	9

* as member of Mountain West Conf./Pac-12. Postseason appearances in parentheses



PAT BAILEY

Associate Head Coach • 10th Year
Outfielders
#27
Idaho, '78

Oregon State associate head coach Pat Bailey is in his 10th season with the program in 2017.

Bailey joined the program as an assistant coach prior to the 2008 season, and has helped guide Oregon State to an NCAA postseason berth in seven of his nine seasons.

- The Beavers have averaged 39 wins per season during his tenure, and have surpassed 40 four times, including a school-record 52 in 2013.
- Bailey, who oversees the team's outfielders, has seen six different players named All-Pac-12 First Team, including Michael Conforto, Dylan Davis and Jeff Hendrix, who were all honored at least twice during their careers.
- Conforto became the first Oregon State player to be named Pac-12 Player of the Year in back-to-back seasons, in 2013 and 2014. In 2012, his first season in Corvallis, Conforto was named the Pac-12's Freshman of the Year.
- Conforto was drafted in the first round of the 2014 MLB Draft and advanced to the New York Mets' MLB roster in his first full season in the pros. He also became one of the youngest players to hit a home run in a World Series game.
- Conforto, along with Hendrix, were named All-America during their tenure at Oregon State. Conforto was the first true freshman in Oregon State history to be named an All-American.
- In 2014, Conforto, Davis and Hendrix were all named to the Pac-12 First Team. No other team had its entire outfield named first team in more than a decade.
- Daniel Robertson played in Bailey's outfield as a senior transfer in 2008. He was drafted in the 33rd round of the draft that season and has since seen action at the MLB level with the Texas Rangers, Seattle Mariners and Los Angeles Angels of Anaheim.

Bailey came to Oregon State prior to the 2008 season after spending 12 seasons at George Fox, winning a Division III national title with the Bruins in 2004.

Bailey compiled a 353-158 record - and is the winningest coach in school history - and earned National Coach of the Year honors after that 2004 national title. He was an eight-time Northwest Conference Coach of the Year honoree.

During Bailey's tenure, the Bruins won or shared eight Northwest Conference titles. George Fox advanced to the NCAA tournament six times and to the NAIA playoffs twice before moving to the NCAA.

Bailey is the winningest baseball coach in the school's history.

In 2004, Bailey's team became the first George Fox squad in any sport to win an NCAA national championship. The Bruins went 40-10 overall, setting a new single-season record for wins and tying the record for best winning percentage at .800.

After tying for the 2004 NWC title, George Fox earned an at-large bid to the NCAA tournament. The Bruins swept through four games at the NCAA West Regional in Orange, Calif., and then posted a 5-1 record at the Division III World Series in Appleton, Wis., beating Eastern Connecticut State 6-3 in the championship game.

Seven of Bailey's George Fox players signed professional contracts, including five members of the national championship team. His players earned 10 All-America honors and four Academic All-America honors.

Bailey earned his business education degree from the University of Idaho in 1978 and his master of education degree in educational administration from Oregon in 1983. Bailey earned two letters in baseball at Idaho and was the team captain.

Bailey graduated in 1974 from Moscow (Idaho) High School, where he played football, basketball and baseball, being named the baseball team's Most Valuable Player.

Bailey and his wife, Susan, have two children: son Alex, who played baseball for George Fox in 2003, and is married to Lucy; and daughter Ann. His daughter, Ann, is married to Collin Schneider and they have two children, Adlai and Evey. They are the owners of the Tried and True Coffee Shop in Corvallis.



The File On Pat Bailey

Coaching Experience

Oregon State, Assistant/Associate Coach (2007-pres.)
George Fox, Head Coach (1995-2007)
University of Portland, Assistant Coach (1992)
West Linn High School, Head Coach (1985-1991, 93-95)
Willamette High School, Head Coach (1978-1984)

College Education

Alma Mater: Idaho, 1978
Degree: Business Education
Masters: Oregon, 1983 (Education)

Playing Career

Collegiate: Idaho (1977-78)
North Idaho College (1975-76)

Personal

Hometown: Moscow, Idaho
High School: Moscow High
Wife: Susan
Children: Alex, Ann

Outfield Honors Under Bailey

All-Pac-10/12

2008: Daniel Robertson (HM), John Wallace (HM)
2009: Adalberto Santos (HM)
2010: Adalberto Santos, Rob Folsom (HM)
2012: Michael Conforto (Freshman of the Year)
2013: Michael Conforto (Pac-12 POY), Dylan Davis
2014: Michael Conforto (Pac-12 POY), Dylan Davis, Jeff Hendrix
2015: Jeff Hendrix
2016: Christian Donahue

All-America

2012: Michael Conforto
2013: Michael Conforto
2014: Michael Conforto
2015: Jeff Hendrix



ANDY JENKINS

Assistant Coach • 5th Year

Infield/Catchers

#8

Oregon State, '12



Former Oregon State infielder Andy Jenkins is in his fifth season on the Oregon State as an assistant coach with the Beavers in 2017.

Jenkins spent two seasons at Oregon State under head coach Pat Casey, helping guide the Beavers to the 2005 College World Series. He played professional baseball for the Florida Marlins and Texas Rangers organizations before returning to Corvallis as an undergraduate assistant coach in 2012.

- Two Oregon State players under Jenkins' tutelage - Logan Ice and Nick Madrigal - earned major Pac-12 Conference honors in 2016. Ice was named the Defensive Player of the Year, while Madrigal was named the Freshman of the Year.

- Madrigal's selection gives the Beavers two consecutive Freshman of the Year honors as he joined KJ Harrison, who won it in 2015.

- Ice was named a finalist for the Johnny Bench Award in 2016. The honor is given annually to the nation's top collegiate catcher.

- Ice was charged with just one passed ball in 2016, and threw out nearly 45 percent of basestealers attempting against him.

- Oregon State's catchers have thrown out at least 50 percent of opposing basestealers in each of Jenkins' four seasons as an assistant coach. The Beavers are the only team in the Pac-12 Conference who have accomplished that feat.

- The Beavers have allowed only 91 stolen bases over that stretch, an average of less than 23 per season. They've thrown out 106 - an average of nearly 27 a season - for a 53.8 percentage.

- Oregon State's fielding percentage has been at .972 or better in each of Jenkins' four seasons. The 2014 Beavers finished with a school-record mark of .979, committing just 50 errors in 59 games.

- Since 2013, the Beavers have also turned 208 double plays, one of the top totals in the Pac-12.

- In the past three seasons, since 2014, OSU has committed just 10 passed balls. Ice, the team's starter during that stretch, was charged with only four.

- Ice, who was a second-round selection by Cleveland in the 2016 MLB Draft, ended his Oregon State career with a .996 fielding percentage and threw out 49-of-101 (48.5 percent) of opposing basestealers.

Jenkins lettered for the Beavers in 2004 and 2005, helping guide the team to its first visit to the College World Series in more than 50 years his junior season.

Jenkins, a native of Salem, Ore., was also the most prolific Beaver offensively during the team's postseason run. He batted .459 - leading the team by more than 100 points - and tallied two home runs, two doubles and 13 RBI while slugging .784.

His .388 average as a senior in 2005 still stands as the ninth-best figure in team history. He also had 56 runs batted in that season, which led the club and stands as the 10th-best mark in a season in school history.

He ended his two-year Oregon State career having played in 98 games, batting .343 with 12 home runs, 15 doubles, 86 RBI and 41 walks while striking out just 44 in more than 340 at bats. His .343 career average is just shy of being in the top 10 for a career at Oregon State.

After his Oregon State career, Jenkins was selected in the 11th round of the 2005 MLB First-Year Player Draft by Florida. He played six seasons in the Minor Leagues with Florida and Texas, reaching the Triple-A level in 2009 and 2010. His six-year career saw him tally 2,341 plate appearances and he batted .268 with 32 home runs, 116 doubles, eight triples and 277 RBI.

Jenkins came to Oregon State after a two-year career at Mt. Hood Community College where he batted .358 as a sophomore, and as a freshman, was named first-team all-league at catcher.

Jenkins graduated from Oregon State with a degree in psychology in 2012. He is a native of Salem, Ore., and married the former Jessica McGee in January 2013. The couple has a newborn, Blakey Drew Jenkins.

The File On Andy Jenkins

Coaching Experience

Oregon State, Assistant Coach (2013-pres.)

Oregon State, Undergrad. Assistant Coach (2012)

College Education

Alma Mater: Oregon State, 2012

Degree: Psychology

Playing Career

Collegiate: Mt. Hood Community College (2002-03)
Oregon State (2004-05)

MLB Draft: 11th round of 2005 Draft (Florida Marlins)

Professional: Florida Marlins system (2005-09),

Texas Rangers system (2010)

Jamestown, New York-Penn League (2005)

Greensboro, South Atlantic League (2005-06)

Jupiter, Florida State League (2007)

Carolina, Southern League (2008)

Jacksonville, Southern League (2009)

New Orleans, Pacific Coast League (2009)

Frisco, Texas League (2010)

Oklahoma City, Pacific Coast League (2010)

Personal

Hometown: Salem, Ore.

High School: South Salem High

Wife: Jessica

Infield Honors Under Jenkins

All-America

2015: KJ Harrison (Freshman)

All-Pac-12

2014: Logan Ice (HM)

2015: KJ Harrison (Freshman of the Year)

2016: Logan Ice (Defensive Player of the Year),
Nick Madrigal (Freshman of the Year), KJ Harrison



NATE YESKIE

Assistant Coach • 9th Year

Pitchers

#21

UNLV, '03



Nate Yeskie, one of the most respected pitching coaches in the nation, is in his ninth season with the program in 2017.

Yeskie has presided over and guided a pitching staff that has been one of the most dominant in the Pac-12 Conference and nationally since he joined the Oregon State program in 2009.

- The Beavers have two sub-3.00 earned run averages during his tenure, including a school-record 2.28 mark in 2013. OSU followed that up with a 2.29 ERA in 2014.
- In seven of his eight seasons, the Beavers have finished with sub-4.00 ERAs.
- Six pitchers have been named All-Americans during his tenure, including five since the 2013 season. Most recently, in 2016, Bryce Fehmel became the second true freshman pitcher in OSU history to be named an All-American.
- Oregon State pitchers have been named Freshman All-Americans seven times, including Fehmel in 2016.
- The Beavers have tossed 57 shutouts since 2009, an average of more than six per season. It took Oregon State nearly 19 seasons to tally 57 before Yeskie arrived in 2009.
- He was named to the nation's top pitching coach by Collegiate Baseball after the 2013 season. His staff posted a 2.28 ERA and 12 shutouts in helping the Beavers to a school-record 52 wins and a berth in the College World Series.
- Oregon State's pitchers have been drafted a total of 25 times during his tenure, with 14 coming in the top nine rounds.
- Two of those drafted, Matt Boyd and Josh Osich, pitched at the Major League level in 2016. Six others have appeared at the Triple-A level during their professional careers.
- Oregon State has appeared in the postseason in seven of his eight seasons as pitching coach.
- Yeskie mentored Ben Wetzler, who finished with a 0.78 ERA in 2014, the third-lowest mark in the modern era of the Pac-12. That season, Wetzler and the Beavers threw a school-record 15 shutouts, which also led the nation.
- In 2014, Jace Fry also threw a no-hitter for the Beavers, one of three under Yeskie. Most recently, in 2015, Drew Rasmussen threw the first perfect game in Oregon State's history, defeating Washington State. In 2010, Josh Osich out-duelled fellow future Major Leaguer Trevor Bauer in a no-hitter at UCLA.
- Andrew Moore was a second-round selection by the Seattle Mariners in the 2015 MLB Draft. In 2016, after advancing to Double-A, he was named the Mariners' Minor League Pitcher of the Year.
- Oregon State shut out UCLA to end the 2016 season, the first time in school history the Beavers shut out the same team in three consecutive games.
- Four pitchers have pitched for Team USA during his tenure: Moore, Rasmussen, Boyd and Dan Child.

Yeskie served as the pitching coach at his alma mater, UNLV, from 2005 to 2007. During his tenure with the Runnin' Rebels, Yeskie mentored eight players who earned either an All-Conference or All-Tournament Team selection.

Prior to returning to UNLV as a coach, Yeskie spent five seasons in the Minnesota Twins Minor League system, reaching as high as Double-A New Britain. He finished with a 27-24 record and 4.91 earned run average over the five seasons. Yeskie went 11-7 with Fort Wayne of the Midwest League in 1997, recording 111 strikeouts in 165 1/3 innings of work. In 2000, his last season, the La Crosse, Wis., native went 4-1 in 21 appearances.

During his time in professional baseball, Yeskie worked with MLB veterans Bert Blyleven, Mel Stottlemyre, Jr., and former pitching coach Billy Connors, who once held the position of Director of Player Personnel with the New York Yankees.

Yeskie came to the Twins organization after being drafted in the ninth round of the 1996 Major League Baseball First-Year Player Draft. Minnesota selected the right-hander after he finished his UNLV career with a 22-12 mark, including 16 complete games.

A three-year letterwinner, his 147 strikeouts in 1995 still stand as UNLV's single-season record. The mark was also fifth-best nationally that season, and coupled with his nine complete games – which led the Big West Conference – earned him First-Team All-Big West and First-Team All-Region honors.

Yeskie married the former Brittney Belshe, a former Oregon State volleyball player, in January 2012. The couple resides in Corvallis, and have a daughter, AJ.

The File On Nate Yeskie

Coaching Experience

Oregon State, Assistant Coach (2009-pres.)
UNLV, Assistant Coach (2005-2007)

College Education

Alma Mater: UNLV, 2003
Degree: Communications

Playing Career

Collegiate: UNLV (1994-1996)
MLB Draft: 6th round of 1993 Draft (L.A. Dodgers)
9th round of 1996 Draft (Minnesota Twins)
Professional: *Minnesota Twins system (1996-2000)*
Elizabethtown, Appalachian League (1996)
Fort Wayne, Midwest League (1997)
Fort Myers, Florida State League (1998)
New Britain, Eastern League (1998-2000)
Grand Canyon Rafters, Arizona Fall League ('99)

Personal

Birthplace: La Crosse, Wis.
High School: Carson (Nev.) High
Wife: Brittney

Pitching Honors Under Yeskie

All-Pac-10/12

2009: Sam Gaviglio (HM), Kevin Rhoderick (HM), Tyler Waldron (HM)
2010: Matt Boyd (HM), Greg Peavey (HM), Kevin Rhoderick (HM)
2011: Sam Gaviglio, Tony Bryant, Josh Osich (HM)
2012: Dan Child (HM), Jace Fry (HM), Ben Wetzler (HM)
2013: Matt Boyd, Andrew Moore (Pac-12 FOY), Ben Wetzler, Scott Schultz (HM)
2014: Jace Fry (Pac-12 POY), Ben Wetzler, Scott Schultz (HM)
2015: Andrew Moore, Drew Rasmussen
2016: Bryce Fehmel (HM)

All-America

2009: Sam Gaviglio (Freshman)
2010: Matt Boyd (Freshman)
2011: Sam Gaviglio
2012: Jace Fry (Freshman)
2013: Andrew Moore (Freshman & Overall), Matt Boyd
2014: Jace Fry, Ben Wetzler
2015: Andrew Moore, Drew Rasmussen (Freshman), Mitch Hickey (Freshman)
2016: Bryce Fehmel (Freshman & Overall)



TYLER GRAHAM

Director of Player Dev.

Tyler Graham, an Oregon State alum and former Major League outfielder, is in his first year as director of player development after two seasons as an undergraduate assistant coach.

Graham, a nine-year veteran in professional baseball, made his MLB debut with the Arizona Diamondbacks in 2012. He played in 10 games for the Diamondbacks that season.

Graham finished his professional career with 267 stolen bases and a .272 average with 22 home runs and 218 runs batted in.

He lettered for Oregon State from 2003-06, and helped guide the Beavers to a national championship his senior season. OSU also won back-to-back Pac-10 titles, in 2005 and 2006.

Graham played in 151 games for the Beavers, and batted .317 with 10 doubles, two triples, one home run and 51 RBI. He also swiped 39 bases, which ranks him tied for ninth in Oregon State history.

Graham, a native of Great Falls, Mont., was selected in the 19th round of the 2006 MLB Draft by the San Francisco Giants after his career at OSU, where he was named all-conference honorable mention in 2005.



KAVIN KEYES

Undergraduate Asst.

Kavin Keyes, who played four seasons under head coach Pat Casey at Oregon State, is in his first season as an undergraduate assistant coach with the Beavers.

A native of Sandy, Utah, Keyes came to Oregon State prior to the 2011 season and played in 216 career games, starting 194. An infielder, he batted .293 during his career, collecting 37 doubles, six triples, four home runs and 23 runs batted in.

In 2013, his junior season, he batted .316 with 12 doubles and helped Oregon State to its fifth ever College World Series. In 2014, his final season in Corvallis, he batted .329 with 23 RBI.

Keyes was named All-Pac-10 First Team in 2011 after batting .302 as a freshman. He was also named a Collegiate Baseball Freshman All-American.

He was selected in the 39th round of the 2014 MLB First-Year Player Draft by the Seattle Mariners.

Keyes played at Alta High School in Utah before coming to Oregon State.



RON NORTHCUTT

Director of Operations
12th Year

Ron Northcutt is in his 12th season as Director of Baseball Operations and 16th overall with the Oregon State baseball program. Prior to his tenure as Director of Baseball Operations, Northcutt served as a pitching coach for four seasons.

As Director of Operations, Northcutt plays a large role in the team's travel, camp operations and any day-to-day needs of the Oregon State baseball team.

Northcutt came to Oregon State in 1994 and served as the team's pitching coach through the 1998 season. While overseeing the staff, his pitchers led the Pac-10 North Division in earned run average in 1996 and 1997. While with OSU, Northcutt tutored Mark Newell, who was a third-team All-American selection by Baseball America in 1997, as well as Andrew Checketts, who earned NCBWA All-America second team honors in 1998. From 1995, Northcutt's first season with the Beavers, through 1998, the Beavers saw six pitchers earned All-Pac-10 Northern Division honors.

Additionally, eight pitchers were selected by Major League clubs in the First-Year Player Draft during Northcutt's tenure.

Prior to coming to Corvallis, Northcutt served as an assistant coach under Pat Casey at George Fox. He began his coaching career as a freshman coach and varsity assistant at his alma mater, Newberg High, in Newberg, Ore.

After playing at Newberg, Northcutt went on to play for Clackamas Community College, where he earned all-league honors, and the University of Portland. A native of Los Gatos, Calif., Northcutt and his wife, Linnea, have two sons, Ben, 23, and Jack, 20.



RYAN ORTIZ

Undergraduate Asst.

Former Oregon State backstop Ryan Ortiz returns to Corvallis in 2017 for his first season as an undergraduate assistant coach with the Beavers.

Ortiz comes back to Corvallis after spending seven seasons in the Oakland Athletics and Cleveland Indians organizations, where he played at the Triple-A level in both 2013 and 2014.

Ortiz, a native of San Pedro, Calif., lettered at Oregon State from 2007-09. With the Beavers, he played in 115 games, starting 103, where he batted .348 with 33 doubles, two triples, 10 home runs and 100 runs batted in. He also amassed 68 walks to 65 strikeouts.

He was an all-Pac-10 selection in both 2008 and 2009 before being selected in the sixth round of the 2009 MLB First-Year Player Draft by the Athletics. Ortiz was the first OSU player taken by Oakland in nearly 30 seasons.

Ortiz came to Oregon State from San Diego's St. Augustine High School. In 2009, he was named a second-team Pac-10 All-Academic selection, a year after being named honorable mention.



ANDY PETERSON

Undergraduate Asst.

Former Oregon State infielder Andy Peterson is in his second season as an undergraduate assistant coach.

Peterson was a two-year letterwinner for the Beavers, after which he was selected by the Seattle Mariners in the 2014 MLB First-Year Player Draft.

In two years with the Beavers, he played in and started 119 games, batting .289 with 13 doubles and 42 runs batted in. He was known well for his ability to bunt, tallying 36 singles in that manner while finishing with 37 sacrifice bunts.

The second baseman was a Pac-12 Honorable Mention selection as a junior and was named to the 2013 Corvallis Regional All-Tournament Team.

Peterson came to Oregon State from Santa Ana Junior College; he batted .426 with 10 doubles and 25 RBI as a junior.

A native of La Palma, Calif., he lettered four years for Kennedy High School where he was named all-league his junior and senior years. He also lettered two years as a quarterback.



Jake Rodriguez
Assistant Coordinator of
Baseball Camps



DR. EDWARD RAY

University President

14th Year at Oregon State

Queens College, '66

Dr. Edward J. Ray became president of Oregon State University on July 31, 2003.

Under his leadership, OSU has completed and updated a visionary campus-wide strategic plan that has served as the framework for the university's development in profound and historic ways. Annual research awards and contracts have increased substantially and totaled nearly \$309 million in fiscal year 2015, reaching the highest level ever at OSU.

President Ray partnered with the OSU Foundation to launch the university's first comprehensive fundraising campaign. The public phase launched in October 2007 with an initial goal of \$625 million. By the end of the Campaign for OSU on December 31, 2014, its total reached \$1.14 billion, including nearly \$189 million for scholarships and fellowships, 79 newly endowed faculty positions, and funding for key scientific and learning facilities like the Lois Bates Acheson Veterinary Teaching Hospital, the Hallie Ford Center for Healthy Children and Families, The Linus Pauling Science Center, the International Living Learning Center, a renovated Furman Hall for the College of Education, the Graduate Studies Center at the OSU-Cascades Campus and four new cultural centers.

Mindful of OSU's commitment to the people of Oregon, Dr. Ray has overseen the expansion of dual-enrollment agreements to all 17 of the state's community colleges, making it easier for students to complete four-year degrees. He has also taken a leadership role in fostering a more seamless P-20 system, working with area school superintendents, community college leaders and university colleagues to strengthen institutional connections and enhance the student experience. Dr. Ray has also helped to usher in a new era of partnership and cooperation between Oregon's public universities. In Central Oregon, an effort to expand OSU-Cascades by fall 2015 to a robust four-year branch campus of Oregon State has begun, thanks to strong state and community support and financial investment.

In addition to his work at OSU, Dr. Ray's leadership extends to many organizations. He serves on boards of the American Council on Education, the Association of Public Land-grant Universities and the Association of American Colleges and Universities. In recognition of his contributions to higher education, he received the 2013 CASE District VIII Leadership Award.

Dr. Ray was a member of the economics faculty at Ohio State from 1970-2003, serving as economics department chair from 1976 to 1992. He served as associate provost from May 1992 until May 1993, senior vice provost and chief information officer from 1993-1998, and executive vice president and provost from 1998-2003.

His research interests include the history of protectionism in the United States, the determinants of U.S. foreign direct investment and foreign direct investment in the United States, the structure of tariff and non-tariff trade barriers in the United States and abroad, and the adoption of Social Security. His work has been published in *The American Economic Review*, *The Journal of Political Economy*, *The Quarterly Journal of Economics*, *The Review of Economic Studies*, *The Review of Economics and Statistics*, and other leading journals. He has co-authored a principles text, and his book, "U. S. Protectionism and the World Debt Crisis," was published by Quorum Press in 1989.

Dr. Ray received his undergraduate degree in mathematics from Queens College (CUNY) in June 1966, graduating cum laude and Phi Beta Kappa. He earned his master's in economics from Stanford University in 1969 and his doctorate in economics also from Stanford in June 1971.

Dr. Ray's wife Beth passed away in March 2014. He has three children and three grandchildren.

OREGON STATE UNIVERSITY

Oregon State is a leading research university located in one of the safest, smartest, greenest small cities in the nation. Situated 90 miles south of Portland, and an hour from the Cascades or the Pacific Coast, Corvallis is the perfect home base for exploring Oregon's natural wonders.

Oregon State University has always been a place with a purpose — making a positive difference in quality of life, natural resources and economic prosperity in Oregon and beyond. Through discovery, innovation and application, we are meeting challenges, solving problems and turning ideas into reality.

Founded in 1868, Oregon State is the state's Land Grant university and is one of only two universities in the U.S. to have Sea Grant, Space Grant and Sun Grant designations. Oregon State is also the only university in Oregon to hold both the Carnegie Foundation's top designation for research institutions and its prestigious Community Engagement classification.

As Oregon's leading public research university, with \$285 million in external funding in the 2014 fiscal year, Oregon State's impact reaches across the state and beyond. With 12 colleges, 15 Agricultural Experiment Stations, 35 county Extension offices, the Hatfield Marine Sciences Center in Newport and OSU-Cascades in Bend, Oregon State has a presence in every one of Oregon's 36 counties, with a statewide economic footprint of \$2.232 billion.

Oregon State welcomes a diverse student body of over 30,058 students from across Oregon, all 50 states and more than 100 countries. They can choose from more than 200 undergraduate and more than 80 graduate degree programs, including over 30 degrees online offered through Oregon State Ecampus. Oregon State increasingly attracts high-achieving students, with nationally recognized programs in areas such as conservation biology, agricultural sciences, nuclear engineering, forestry, fisheries and wildlife management, community health, pharmacy and zoology.

Oregon State also ranks high in sustainability, fourth among universities nationwide for using renewable energy and first in the Pac-12 Conference. And our students literally help power the university: 22 exercise machines at Dixon Recreation Center are connected to the grid.

The 400-acre main campus in Corvallis includes a Historic District, making Oregon State one of only a handful of U.S. university campuses listed on the National Register of Historic Places. The district includes such icons as Weatherford Hall, the Memorial Union and Benton Hall, the oldest building on campus.

Oregon State is located in Corvallis, a vibrant college town of 55,000 in the heart of Western Oregon's Willamette Valley. Corvallis consistently ranks among the best and safest cities to live in the U.S., as well as among the most environmentally responsible.





SCOTT BARNES

VP/Director of Athletics

1st Year at Oregon State

Fresno State, 1986

Why here? Why now?

Oregon State University vice president and director of intercollegiate athletics Scott Barnes had clear, concise answers to both questions during his introductory news conference in late December of 2016.

"The trajectory the university is on, the great coaches in place, and a president who understands what a vibrant athletic department can do for a university" made this position very attractive, Barnes said upon arriving at OSU.

"To be back in the Pacific Northwest is an absolute no-brainer," he added, noting he was born in Spokane, has relatives throughout the West Coast, and has spent almost all of his 27 years in athletic administration in the Pacific or Mountain time zones.

"This is a destination," not a whistle stop on the way to bigger and better things. "That means, 'Can you accomplish the things you want to accomplish together: Win championships, go to postseason, graduate your student-athletes at a high level and have the quality of life you want for your coaches and student-athletes?'"

"We can do all that. This is absolutely a destination job, no question about it. We are building for stability and sustainability in all of our programs," and to create a vision that excites and inspires everyone in Beaver Nation.

Hired on Dec. 22, 2016, Barnes has four legs to the strategic comprehensive plan that will move the Beavers forward in the coming years:

- Academic success, during and after college.
- Successful, winning, championship teams.
- Developing new resources and creating new partnerships, which he called "the engine" that drives the strategic plan.
- Listening to fans to improve the fan experience and to unify the fan base, the coaches and student-athletes in a common goal.

"Priority No. 1 will always be the student-athlete experience," he said.

OSU president Ed Ray said Barnes, formerly the AD at Pittsburgh, stood out in a deep, talented, nationwide pool of almost 50 candidates during the hiring process.

"Scott has demonstrated, everywhere he's been, that he is committed to helping student-athletes be among the very best at whatever they chose to do academically and on the field," Ray said. "It was clear to me as we moved forward the person we needed to lead us where we aspire to go is Scott Barnes. He is a proven performer in exciting fans and alumni."

OSU baseball coach Pat Casey was on the search committee that recommended Barnes be hired from what Casey called a deep, impressive field of candidates.

"He has a great vision of what our department can be," Casey said. "He has done it before. He is sincere about being on the West Coast and making OSU a place he wants to work at for a long time."

One overriding theme for Barnes is the importance of fundraising, a strong point of Barnes' impressive armory, to any sustainable future success.

"We need to build revenues," Barnes said. "We need to give our coaches the resources they need to compete. That means being great stewards of what you already have, but continue to build those resources."

"When we think about ways to move our program forward, we have to be all-in, all-the-time in fundraising," he added. "I've been in athletic administration for 27 years, 17 as an AD but all 27 as a fund-



raiser. I'm excited about the opportunity."

Barnes hired OSU football coach Gary Andersen at Utah State for the 2009 season. They worked together to transform a downtrodden program into a Western Athletic Conference champion.

Andersen left USU after the 2012 season, but they remained close in the intervening years. Andersen describes Barnes as a leader who understands what it takes to build a successful department.

"Student-athletes are No. 1 with Scott, and he includes all sports," Andersen said. "He's fantastic at that. There is no hierarchy of sport ... everybody is involved and everybody has a voice. He's fair, he's honest, and student-athletes are No. 1 to him."

Barnes said Andersen typifies the coaches at OSU.

"Integrity, a high level of care for the student-athlete, and a plan for success," Barnes said. "When I think about Oregon State, whether it's Gary or any number of coaches, I think they are leaders, coaches who understand what our mission is."

Barnes' professional career also includes at the University of the Pacific from 1990-94, and at Iowa State from 1994-97, before landing his first athletics director position at Humboldt State in 1997.

Barnes was the athletics director at Eastern Washington from 1999-2005. He worked as a senior associate AD at Washington from 2005-08 before becoming the AD at Utah State, where he served for seven years before accepting the Pitt position in April, 2015.

Barnes is a Spokane native who graduated from Fresno State with a bachelor's degree in 1986 and a master's degree in athletics administration and physical education in 1993.

A basketball letterman under coach Boyd Grant, he helped the Bulldogs advance to two NCAA Tournaments and two NITs. He was a second-team PCAA all-star as a senior.

Barnes played professionally for ASG Gottingen in Gottingen, Germany, in 1985-86. He then worked in private business, and as the general manager of the Fresno Flames of the World Basketball League from 1988-89 before starting his career in athletic administration in 1989 at the University of San Diego.

He and his wife, Jody, have two children: Daughter Milanna, 20, a college sophomore who redshirted on the Utah State basketball team in 2015-16, and son Isaac, 19, a basketball-playing high school senior at North Allegheny High School in the northern Pittsburgh suburb of Wexford, Penn. In addition, the family dog is appropriately named Benny (OSU's mascot is Benny Beaver).

Jody Barnes also graduated from Fresno State. She was a stand-out high jumper who still ranks third on the school's all-time list with a personal record of 5-9.75

"It's an incredible honor, one we are humbled by," Barnes said. "I could not be more excited about the opportunity before us. It's great to be home."



Jeremy Ainsworth
Athletic Trainer



Chris Anderson
Sports Performance



Macall Martin
Marketing



Morgan Pearson
Administrative Assistant



Bailey Philpott
Tickets

2017 Student Managers

Max Anderson
 Robbie Backus
 Eric Benedetti
 Jared Carr
 Randy Le
 Eric McLaughlin
 Zach Padilla
 Mitch Rose



Joey Spatafora
Faculty Athletic Representative



Zack Lassiter
Deputy AD/External Relations



Mark Massari
Deputy AD/Capital Projects & Internal Operations



Marianne Vydra
Deputy AD/ Administration & SWA



Dr. Doug Aukerman
Senior Associate AD/ Sports Medicine



Kimya Massey
Senior Associate AD/ Student-Ath. Dev.



Kyle Pifer
Senior Associate AD/ Compliance



Jim Patterson
Senior Associate AD/ Sr. Dir. Development



Jacque Bruns
Associate AD/Business Operations



Sara Elcano
Associate AD/Fan Engagement & Revenue Generation



Steve Fenk
Associate AD/Athletic Communications



Dr. Kate Halischak
Associate AD/ Academics



Russell Houghtaling
Associate AD/ Ideation



Jeff Macy
Associate AD/Sports Performance



Zach Nyborg
Associate AD/ Football Operations



Jack Anderson #29 OF

R. Junior • 6'2" • 208 • 2L
Bats/Throws: L/R
Lake Oswego, Ore.
Lake Oswego

2016

- Played in 49 games, starting 33, and batted .271 with four doubles and 22 RBI.
- Tallied 11 multi-hit games and eight multi-RBI efforts.
- Pac-12 All-Academic First Team.
- Drove home three via a first-inning double and finished 2-for-4 with two runs scored in the opener at Washington State (4/14).
- Drove home two on the strength of a 2-for-4 night against Central Arkansas (4/8).
- Singled home the game winning run in the eighth in the 5-4 win over Washington (4/2).
- Doubled twice, driving in two runs, in a 2-for-4 effort at Portland (3/22).
- Pushed his hit streak to three games with a 2-for-3 effort against Arizona State (3/20).
- Drove in two and went 1-for-3 with two walks against ASU (3/19).
- Extended his hit streak to four games with a 2-for-4 effort against Utah, driving in his first two career runs (2/22).
- Tallied two hits in three at bats and set career best with two runs in win over Minnesota (2/21).
- Set a career-high by going 2-for-3 with a run scored in the season opener against Ball State (2/19).

2015

- Played in five games, batting .429 (3-for-7) with two runs.
- Singled in the finale against Washington (5/2).
- Went 1-for-2 with a run and a walk in the first game of a doubleheader against Grambling State (2/28).

2014

- Did not play.

Lake Oswego High School

- Lettered four years in baseball for head coach Jake Anders.
- Named all-league sophomore, junior and senior seasons.
- Also named first-team all-state.
- Played in the 2013 Oregon All-Star Series.
- Batted .353 as a senior with one home run and 14 RBI.
- As a junior, hit .354 with four triples and 13 RBI.
- Stole 14 bases.
- Hit .407 his sophomore year, tallying six doubles, 17 RBI and eight stolen bases.
- Lettered three years in football as a safety and wide receiver and three years in basketball as a wing.

Personal

- Major is kinesiology.
- Born June 8, 1994.
- Son of Leigh and Trent Anderson.
- Has two sisters, Ashleigh and Mary Jane, and two brothers, Max and Brock.
- Earned Honor Roll eight times at Lake Oswego High School and was a member of the National Honor Society.
- Favorite athlete is Tim Tebow.
- Favorite movie is Anchorman.
- Chose Oregon State "because of the family feel from the coaches, players and whole community."

Anderson's Career Single-Game Highs

- Hits: 2, 11 times
- Doubles: 2, at Portland, Mar 22, 2016
- Total bases: 4, at Portland, Mar 22, 2016
- RBI: 3, at Washington State, Apr 14, 2016
- Runs scored: 2, 5 times
- Walks: 2, at San Diego, Mar 04, 2016 ; Arizona State, Mar 19, 2016
- Hit by pitch: 1, 4 times
- Struck out: 2, at San Diego, Mar 05, 2016 ; at California, Mar 25, 2016
- Sac flies: 1, Washington, Apr 01, 2016
- Sac bunts: 2, Arizona State, Mar 18, 2016
- At bats: 5, at Oregon, Apr 18, 2016
- Stolen bases: 1, at Oregon, Apr 18, 2016
- Caught stealing: 1, at Washington State, Apr 16, 2016 ; at San Diego, Mar 04, 2016
- Field chances: 5, Washington, Apr 03, 2016 ; at San Diego, Mar 04, 2016
- Putouts: 5, Washington, Apr 03, 2016
- Assists: 1, at Utah, Apr 22, 2016 ; at San Diego, Mar 04, 2016



Andy Armstrong #30 IF


Freshman • 5'9" • 168 • HS
Bats/Throws: R/R
Salem, Ore.
West Salem

West Salem High School

- Four-year letterwinner, for head coach Micah Tiffin.
- Rated as the No. 7 high school player in the state of Oregon by Baseball Northwest.
- Named first-team all-state and all-conference at shortstop as a senior.
- Batted .400 with five home runs his senior season.
- Earned All-State honors as a junior at the 6A level, in addition to All-Conference. Named the Greater Valley Conference Player of the Year.
- As a junior, batted .411 with nine doubles, 29 RBI and 19 stolen bases.
- As a sophomore, batted .351 with six doubles, 11 RBI and seven stolen bases. Named First-Team All-Conference after his sophomore season.
- Earned three letters in basketball at point guard, where he was named first-team all-league as a sophomore and second-team all-league as a junior.
- Lettered three years in football, being named all-league first team at defensive back.

Personal

- Majoring in human development and family sciences.
- Born May 19, 1997 in Coos Bay, Ore.
- Son of Susan and Richard Armstrong.
- Has one sister, Ayle.
- Father, Rich, played baseball at Oregon from 1961-65. Mother, Susan, played volleyball and track at Pacific University from 1979-83.
- Enjoys hiking, kayaking and anything outdoors in his spare time.
- Was on National Honor Society in high school and also served as senior vice president.
- Wants to go into the education field after his playing career is over. "I want to be a teacher and a high school coach. Giving back and having an impact on younger generations is important to me."
- Chose Oregon State because "it is close to home, with a great campus and coaching staff, with a tradition of excellence and success."



Andy Atwood #17
IF/OF

Sophomore • 6'1" • 170 • 1L
 Bats/Throws: R/R
 Everett, Wash.
 O'Dea

2016

- Played in 22 games, making seven starts, and batted .211 with two doubles and three RBI.
- Doubled and scored a run with a walk in the series finale at Utah (4/22).
- Drove in two via a pinch hit single in the ninth at Utah (4/22).
- Picked up his first collegiate hit and finished 2-for-3 with a double against San Diego State (3/28).

O'Dea High School

- Four-year letterwinner for head coach Mike Doyle.
- During his career, named All-State and All-league twice while serving as team captain for two seasons.
- Named All-State First-Team as well as All-Metro and All-League as a junior.
- Helped guide O'Dea to a 3A State Championship as well.
- Batted .437 as a junior, finishing with four doubles, one home run, 18 RBI and seven stolen bases.
- As a sophomore, batted .285 with four doubles and 10 RBI and was named Honorable Mention All-Metro.
- Batted .333 as a freshman, collecting two doubles and two RBI.

Personal

- Major is undecided.
- Born November 15, 1996.
- Son of Kathy and Jim Atwood.
- On National Honor Society in high school.
- Enjoys kayaking and golf in his spare time.
- Favorite athlete is Derek Jeter. Favorite movie is The Iron Giant.
- Chose Oregon State because "it was the best fit academically and athletically for me."

Atwood's Career Single-Game Highs

Hits: 2, San Diego State, Mar 28, 2016
 Doubles: 1, at Utah, Apr 22, 2016 ; San Diego State, Mar 28, 2016
 Total bases: 3, San Diego State, Mar 28, 2016
 RBI: 2, at Utah, Apr 22, 2016
 Runs scored: 1, 8 times
 Walks: 1, 4 times
 Struck out: 1, 5 times
 Sac flies: 1, at Oregon, Apr 27, 2016
 At bats: 4, at Utah, Apr 22, 2016
 Field chances: 2, at Oregon, Apr 27, 2016
 Putouts: 2, at Oregon, Apr 27, 2016



Jordan Britton #31
LHP

Sophomore • 6'3" • 204 • 1L
 Bats/Throws: L/L
 Caldwell, Idaho
 Caldwell

2016

- Made 14 appearances, with three starts, and was 0-2 with a 4.75 ERA. Worked 30 1/3 innings, recording one save and 21 strikeouts.
- Started against Seattle, allowing five hits over four innings, but did not figure in the decision (5/3).
- Earned his first career save after tossing three scoreless innings against Central Arkansas in Hillsboro (4/9).
- Made his first career start and scattered three hits and three runs in four innings against San Diego State (3/29).
- Worked 2 1/3 scoreless innings at California, striking out three (3/25).
- Tossed two scoreless innings in relief against California, striking out three (3/24).
- Closed out the win against Kansas State (2/26), holding the Wildcats to one hit over 2 1/3 innings.

Caldwell High School

- Four-year letterwinner for head coach Dan Richardson.
- Named Player of the Year as a senior. Earned First-Team All-Conference as a junior and was named to the second team as a sophomore.
- As a junior, was 4-2 with a 1.19 earned run average in 41 2/3 innings, striking out 64.
- Also lettered as a freshman in football, playing quarterback.

Personal

- Majoring in business.
- Born October 8, 1996.
- Son of Rickey and Sue Britton.
- Enjoys hunting and hiking in his spare time.
- Was on Honor Roll in high school
- Favorite athlete is Felix Hernandez.
- Favorite TV show is Breaking Bad.
- Chose Oregon State because "I loved the campus, loved the field and loved the environment. Also, the whole team is a brotherhood."

Britton's Career Single-Game Highs

Innings pitched: 4.0, San Diego State, Mar 29, 2016 ; Seattle, May 03, 2016
 Walks allowed: 5, vs Portland, May 10, 2016
 Strikeouts: 4, vs Portland, May 10, 2016
 Batters faced: 17, Seattle, May 03, 2016
 Field chances: 2, at California, Mar 25, 2016 ; Seattle, May 03, 2016
 Putouts: 1, at California, Mar 24, 2016 ; at California, Mar 25, 2016
 Assists: 2, Seattle, May 03, 2016
 Runners CS: 1, Central Arkansas, Apr 08, 2016 ; vs Utah Valley, Feb 20, 2016 ; vs Portland, May 10, 2016



Elliott Cary #9 OF

R. Sophomore • 6'2" • 188 • 1L
Bats/Throws: L/L
Niceville, Fla.
Niceville/Clackamas

MLB First-Year Player Draft

• Selected in the 32nd round of the 2014 MLB First-Year Player Draft by Washington but did not sign.

2016

• Did not play due to injury.

2015

- Played in 36 games, making 24 starts.
- Batted .258 with one double, one triple, one home run, 13 RBI and 10 walks.
- Tripled in two runs in the finale at Stanford (5/17).
- Set a season-best with three RBI and went 2-for-5 in a win over Stanford (5/16).
- Went 2-for-3, scored a run and drove in one in a win over Utah (5/8).
- Doubled, scored three runs, drove in one and went 2-for-4 in a midweek win over Oregon (5/5).
- Drove in the game-winning runs with a single up the middle in the 10th inning in the opener at Washington (4/30).
- Went 1-for-3 and scored a run in the series opener against Arizona (4/17).
- Tallied a two-hit effort, scored a run and drove in another in the finale at Oregon (4/12).
- Hit a home run, a two-run shot, for his first career round-tropper in the fourth inning in the finale at UCLA (4/4).
- Went 2-for-4 in his first career game vs. Northwestern (2/13).

Clackamas High School

- Lettered one year for Clackamas.
- Batted .520 with eight doubles, 11 triples and 30 runs batted in as a senior.
- Named the Gatorade Player of the Year for Oregon.
- Also first-team all-state and league MVP.
- A Baseball America Second-Team All-American.

Niceville High School

- Three-year letterwinner for head coach Joe Nedoroscik.
- Batted .438 as a junior, tallying five doubles, three home runs, 22 runs batted in and 12 stolen bases.
- Named the Florida 6A Hitter of the Year after his junior campaign.
- Also pitched in four games as a junior, going 2-0 with a 2.70 earned run average.

Personal

- Major is sociology.
- Born October 1, 1995.
- Son of Katherine and Chuck Cary.
- Has two siblings, Fletcher and Regan.
- Father, Chuck Cary, played eight seasons in the Majors, going 14-26 with a 4.17 ERA for the Detroit Tigers, Atlanta Braves and New York Yankees.
- Enjoys hanging out, watching sports and performing community service in his spare time.
- Chose Oregon State because of "the best coaches, a great fanbase, great baseball atmosphere and they'll make me a better person and player."

Cary's Career Single-Game Highs

Hits: 2, 6 times
Doubles: 1, Oregon, May 05, 2015
Triples: 1, at Stanford, May 17, 2015
Home runs: 1, at UCLA, Apr 04, 2015
Total bases: 4, at UCLA, Apr 04, 2015
RBI: 3, at Stanford, May 16, 2015
Runs scored: 3, Oregon, May 05, 2015
Walks: 2, at Stanford, May 15, 2015
Hit by pitch: 1, at Washington, Apr 30, 2015 ; vs Portland, May 13, 2015
Struck out: 2, 8 times
Sac bunts: 1, Utah, May 10, 2015
At bats: 5, at Washington, May 01, 2015 ; at Stanford, May 16, 2015
Stolen bases: 1, vs Portland, May 13, 2015
Caught stealing: 1, vs Northwestern, Feb 13, 2015 ; Grambling State, Feb 27, 2015
Field chances: 5, California, May 22, 2015
Putouts: 4, at Stanford, May 16, 2015 ; California, May 22, 2015
Assists: 1, Fresno State, Mar 08, 2015 ; California, May 22, 2015



Joe Casey #45 OF


Freshman • 6'0" • 167 • HS
Bats/Throws: L/L
Corvallis, Ore.
Crescent Valley

Crescent Valley High School

- Lettered four seasons for head coach Ryan Starwalt.
- Named first-team all-state during his career, and was a two-time first-team all-league selection.
- Batted .495 as a senior, tallying 16 doubles, seven triples, five home runs and 38 RBI.
- As a junior, batted .440 with three home runs and 41 RBI.
- Also earned four letters in basketball as a point guard and two years in football as a wide receiver. Named Player of the Year, first-team all-state and first-team all-league in basketball.

Personal

- Major is undecided.
- Born Dec. 3, 1997.
- Son of Susan and Pat Casey.
- Father, Pat, is the head coach at Oregon State.
- Has two brothers, Jon and Brett, and one sister, Ellie.
- Aspires to be a teacher and a coach after his playing career.
- Favorite TV show is Boy Meets World.
- Chose Oregon State "to play baseball and go to school in my hometown."



Scotland Church #18
RHP

Senior • 5'9" • 190 • 2L
 Bats/Throws: R/R
 Lubbock, Texas
 Lubbock Cooper/Weatherford C.

2016

- Pac-12 All-Academic Honorable Mention.
- Made 16 appearances, all in relief, and was 0-0 with a 3.60 ERA and one save in 30 innings. Held opponents to a .215 average.
- Worked five innings of relief against USC, holding the Trojans to three hits and two runs with four strikeouts (5/21).
- Set career single-game highs in innings (6 1/3), strikeouts (six), batters faced (23) and pitches (90) in a relief outing against Oregon. Allowed just two hits and an unearned run (4/27).
- Tossed two scoreless innings in relief against Washington, scattering two hits and a walk with two strikeouts (4/2).
- Limited Portland to one walk and two hit batsmen in three innings, picking up a save (3/22).
- Held Utah to one hit and two walks in 2 2/3 scoreless innings (2/22).
- Scattered two hits and three walks with three strikeouts in two innings of relief against Utah Valley (2/20).

2015

- Offensively, played in 17 games, starting 11, and batted .243 with two doubles and four RBI.
- Made 12 appearances on the mound, recording a 0.00 ERA in 17 2/3 innings.
- Struck out eight.
- Went 1-for-2 with a walk and scored twice against San Jose State (3/24).
- Doubled home two runs and went 2-for-4 with two runs scored against Kansas (2/22).
- Went 1-for-3 and scored a run against Oklahoma State (2/19).
- Tossed 2 1/3 scoreless innings in the finale against Stanford, recording a hold (5/17).
- Walked two but was credited with a hold after holding Stanford scoreless over 1 1/3 innings in the opener (5/15).
- Set season highs in innings pitched (4 1/3), strikeouts (3), batters faced (16) and pitches (61) in a scoreless relief outing in the finale against Utah (5/10).
- Worked a season-long 2 1/3 innings of scoreless relief against Washington (5/1).
- Tossed two scoreless innings of relief against USC after starting the game in right field (4/24).
- Worked a scoreless ninth to close out the second game of a doubleheader against Grambling State (2/28).

Weatherford Community College

- Played one year for the junior college located in Weatherford, Texas.
- Batted .408 with 20 doubles, three home runs and 45 RBI.
- Was also 1-1 with a 4.82 ERA and two saves in 18 innings.
- Earned all-conference second team honors.

Lubbock Cooper High School

- Four-year letterwinner.
- Named all-city and all-district first team during his senior year after batting .447 with 19 doubles, 10 home runs and 42 RBI.
- On the mound, was 9-1 with a 1.78 ERA.
- Earned all-city and all-district first-team honors with a .445 average as a junior, collecting 14 doubles, five home runs, 18 stolen bases and 32 RBI.
- Also was 8-1 with a 0.91 ERA.
- As a sophomore, hit .421 with seven doubles, eight home runs and 37 RBI.
- Began his high school career with a .308 average and two doubles.

Personal

- Majoring in human development and family science.
- Born March 14, 1995.
- Son of Robin and Dave Church.
- Has two brothers, Brittan and London.
- Enjoys hunting, fishing and any other outdoor activity in his spare time.
- Favorite professional athlete is Nolan Ryan.
- Chose Oregon State because of "the coaching staff."

Church's Career Single-Game Highs

Hits: 2, USC, Apr 24, 2015 ; vs Kansas, Feb 22, 2015
 Doubles: 1, vs Oklahoma State, Feb 19, 2015 ; vs Kansas, Feb 22, 2015
 Total bases: 3, vs Kansas, Feb 22, 2015
 RBI: 2, vs Kansas, Feb 22, 2015
 Runs scored: 2, vs Kansas, Feb 22, 2015 ; San Jose State, Mar 24, 2015
 Walks: 1, San Jose State, Mar 24, 2015
 Struck out: 1, 5 times
 Sac flies: 1, vs Kansas State, Feb 20, 2015
 At bats: 4, 4 times
 Stolen bases: 2, San Jose State, Mar 24, 2015
 Innings pitched: 6.1, at Oregon, Apr 27, 2016
 Walks allowed: 3, vs Utah Valley, Feb 20, 2016
 Strikeouts: 6, at Oregon, Apr 27, 2016
 Batters faced: 23, at Oregon, Apr 27, 2016
 Field chances: 4, at Oregon, Apr 27, 2016 ; vs Kansas State, Feb 20, 2015
 Putouts: 3, at Oregon, Apr 11, 2015 ; USC, Apr 24, 2015 ; vs Oklahoma State, Feb 19, 2015
 Assists: 3, at Oregon, Apr 27, 2016
 Runners CS: 1, Washington, Apr 02, 2016



Christian Donahue #1
IF

Junior • 5'7" • 167 • 2L
 Bats/Throws: L/R
 Mililani, Hawai'i
 Iolani School

2016

- All-Pac-12 First Team selection.
- Pac-12 All-Academic Honorable Mention.
- Played in 51 games, starting 47, and led Oregon State with a .339 batting average. Tallied 11 doubles, five triples, one home run and 29 RBI.
- Led the Beavers with 20 multi-hit games and collected six multi-RBI efforts.
- Tied a career-high with three RBI in a 2-for-4 effort in the regular season finale against UCLA (5/29).
- Posted a 3-for-6 effort against Seattle, driving home two runs in the fourth on a single (5/3).
- Drove in a run, walked once, scored a run and finished with a 3-for-5 effort in the series finale at Utah (4/22).
- Went 3-for-5 with three runs in the opener at Utah (4/21).
- Set a career-best with four hits, including two doubles, to go along with three runs and an RBI against Oregon (4/18).
- Went 3-for-5 for the second consecutive day, doubling twice, in the finale versus Central Arkansas (4/10).
- Tripled, went 3-for-5, scored two runs and drove in two in the win over Central Arkansas in Hillsboro (4/9).
- Hit his first career home run and finished 2-for-4 with three RBI against San Diego State (3/29).
- Tripled, and went 3-for-6 with three runs scored against Portland to extend his hit streak to six games (3/22).
- Doubled, triples and finished 3-for-5 with two runs scored and an RBI against Arizona State (3/20).
- Scored a run, walked twice and went 2-for-4 against ASU (3/19).

- Tripled, drove in a run and scored twice in a 2-for-3 effort against San Francisco (3/11).
- Doubled home a run and went 2-for-4 with three runs and a walk in the opener against Ball State (2/19).

2015

- Played in 51 games, starting 47.
- Batted .287 with six doubles, a triple and 14 RBI.
- Walked 15 times and stole nine bases in 15 attempts.
- Doubled home three runs in Oregon State's midweek win over Portland (5/13).
- Tallied a 2-for-4 effort in the opener at Washington, adding a walk (4/30).
- Drove in two runs, scored three and went 3-for-3 with a walk in the series finale victory over USC (4/26).
- Went 2-for-5 in a loss to Arizona (4/18).
- Singled and drove in what amounted to the game-winning run on a sac fly in the ninth in the opener at UCLA (4/2).
- Doubled, and went 2-for-4 with a run scored against Washington State (3/22).
- Posted a 2-for-3 effort at Arizona State (3/14).
- Set a season-high with three hits and scored three runs with an RBI in the win over Portland (3/10).
- Went 2-for-4, doubled, scored two runs and drove in two runs in the second game of a doubleheader against Fresno State (3/7).
- Doubled, and went 2-for-3 with a run against Grambling State (2/28).
- Drove home two runs and went 1-for-3 with two runs scored against Kansas (2/22).
- Walked twice and went 1-for-1 in his collegiate debut against Northwestern (2/13).

Iolani School

- Four-year letterwinner for head coach Brent Shimokawa.
- Batted .412 as a senior, collecting seven doubles, two triples and 16 RBI with nine stolen bases and was named first-team all-state and first-team all-league.
- Named all-league honorable mention as a junior.
- Hit .395 with eight doubles, two triples, three home runs, 16 RBI and 10 stolen bases as a junior and was named third-team all-state and all-league honorable mention.
- As a sophomore, batted .335 with six doubles, two triples, one home run, 14 RBI and eight stolen bases.
- Named all-league honorable mention as a sophomore.
- As a freshman, batted .412 with six doubles, three triples, one home run, 10 RBI and five stolen bases.
- Also named all-league honorable mention as a freshman.
- Competed for the Yankees team at the 2013 Area Code Baseball Games.
- Also lettered one year in football at linebacker.

Personal

- Majoring in business.
- Born May 4, 1995.
- Son of Raena and Timothy Donahue.
- Has one sister, Tiare, and one brother, Jordan.
- Father, Tim, played for three seasons in the Minor Leagues, from 1990-92, with the Cleveland Indians organization.
- Enjoys bodysurfing and hanging out with friends in his spare time.
- Favorite professional athlete is Kolten Wong.
- Chose Oregon State because "it was the best fit for me overall. The coaches are awesome and I would get the best experience here."

Donahue's Career Single-Game Highs

Hits: 4, at Oregon, Apr 18, 2016
Doubles: 2, Central Arkansas, Apr 10, 2016 ; at Oregon, Apr 18, 2016
Triples: 1, 6 times
Home runs: 1, San Diego State, Mar 29, 2016
Total bases: 6, at Oregon, Apr 18, 2016 ; Arizona State, Mar 20, 2016

RBI: 3, San Diego State, Mar 29, 2016 ; vs Portland, May 13, 2015 ; UCLA, May 29, 2016
Runs scored: 3, 6 times
Walks: 2, 4 times
Hit by pitch: 1, 5 times
Struck out: 3, at UCLA, Apr 03, 2015 ; USC, Apr 24, 2015
Sac flies: 1, at UCLA, Apr 02, 2015 ; vs Portland, May 10, 2016
Sac bunts: 1, 13 times
At bats: 7, Utah, May 10, 2015 ; vs Portland, May 13, 2015
Stolen bases: 2, at Utah, Apr 21, 2016 ; Portland, Mar 10, 2015
Caught stealing: 1, 9 times
Field chances: 10, Fresno State, Mar 08, 2015
Putouts: 5, Stanford, Apr 29, 2016 ; Fresno State, Mar 08, 2015 ; Seattle, May 03, 2016
Assists: 7, Utah, May 09, 2015 ; vs VCU, May 31, 2015



Dakota #19 Donovan RHP

Freshman • 6'6" • 219 • HS
Bats/Throws: R/R
Washington, Utah
Pine View

Pine View High School

- Four-year letterwinner, three for head coach Troy Wall.
- Ranked as the No. 222 high school player in the nation by Perfect Game.
- Three-time all-state selection and two-time MVP.
- Helped guide Pine View to two state championships.
- All-State First Team and Utah State MVP at the 3A level as a junior after posting an 11-0 record and 1.10 ERA, with two saves, in 15 games. Struck out 92 in 65 2/3 innings of work. Offensively, batted .373 with five doubles, two home runs and 30 RBI.
- Helped lead Pine View to a state championship his junior year.
- As a sophomore, went 7-4 with a 3.84 ERA in 15 appearances. Struck out 105 in 68 innings and was named All-State and All-Region First Team while being named Pine View's Most Valuable Player.
- Earned All-Region Second-Team honors as a freshman.

Personal

- Majoring in business.
- Born July 25, 1997 in St. George, Utah.
- Son of Stephanie and Jerico Donovan.
- Has one sister, Kylie.
- Great grandfather, Jack Warren, played professionally in the Cincinnati Reds organization.
- Excelled academically; was a High Honor Roll Student. Also spent free time with Pine View's Peer Tutor program where he received an award for "exemplary behavior, performance and contributions" to the school.
- Chose Oregon State because of "the incredible coaching staff, the camaraderie the always has, the unbelievable community that supports the school, the history and success of the baseball and the educational opportunities available at OSU."



**Brandon
Eisert** #37
LHP

Freshman • 6'0" • 180 • HS
Bats/Throws: L/L
Beaverton, Ore.
Aloha

Aloha High School

- Earned first-team all-league honors during his career.
- Played in the Reser's Oregon All-Star Series after his senior year.
- Struck out 115 as a senior.

Personal

- Major is undecided.
- Born Jan. 18, 1998 in Portland, Ore.
- Son of Kristin and Bill Eisert.
- Has one sister, Emily.
- Enjoys video games, soccer and basketball in his spare time.
- Was on National Honor Society in high school.



**Max
Engelbrekt** #34
LHP

Redshirt Senior • 6'3" • 204 • 3L
Bats/Throws: L/L
Seattle, Wash.
Bishop Blanchet

2016

- Pac-12 All-Academic Second Team.
- Made 25 appearances, all in relief, and was 3-3 with a 2.92 ERA. Finished with 11 saves and struck out 39 in 37 innings.
- Earned his third win of the season by holding UCLA to one hit in 2 1/3 scoreless innings of relief (5/27).
- Earned his 11th save with 1 2/3 scoreless innings at USC, striking out three (5/22).
- Scattered three hits and a run in three innings of relief against Seattle, striking out three, for his second win of the season (5/3).
- Tossed 1 2/3 scoreless innings in a non save role in the finale at Utah (4/22).
- Picked up his first win of the season after holding Oregon to three hits and two runs in 2 2/3 innings (4/18).
- Pitched a scoreless ninth, stranding two runners in scoring position, for save No. 10, against Washington (4/2).
- Closed out the final 1 1/3 innings against San Diego, retiring all four batters he faced for his fifth save (3/5).
- Picked up save No. 4 after 1 2/3 scoreless innings against Kansas, striking out four, setting a career-high (2/28).
- Earned his third save after going 1 1/3 innings against Kansas State, coming on in the eighth with two runners on (2/25).
- Made his first appearance since 2014, in the opener against Ball State, and earned the save (2/19/16).

2015

- Did not play.

2014

- Appeared in 17 games, all in relief, and was 0-1 with a 2.84 ERA in 12 2/3 innings.

- Saved one game.
- Tossed a perfect inning of relief in the regular season finale against USC (5/25).
- Worked 1 2/3 innings in a non-conference game against Oregon, striking out one in a perfect outing (5/20).
- Tossed a scoreless inning of relief against Portland (5/13).
- Worked 1 2/3 innings of scoreless relief against UCLA (5/10).
- Worked two innings against Oregon, allowing three hits with one unearned run while posting two strikeouts (5/6).
- Earned the save with a scoreless ninth in the opener against Gonzaga (2/14).

2013

- Pitched in 22 games, all in relief, and went 5-1 with a 1.30 ERA.
- Finished with five saves and tallied 27 2/3 innings of work.
- Pitched in nine Pac-12 games, going 2-1 with a 0.82 ERA in 11 innings.
- Saved his fifth game of the season with one inning of scoreless relief against UC Santa Barbara (6/1).
- Picked up his fifth win with 1 2/3 innings of scoreless relief against UTSA (5/31).
- Earned the win in the finale against Washington State after allowing two hits with a strikeout in 1 1/3 innings (5/26).
- Threw 1 1/3 innings of relief against Seattle, striking out three while allowing one hit (4/22).
- Picked up win No. 3 after going a season-long 3 1/3 innings in the series finale vs. ASU, holding the Sun Devils scoreless (3/24).
- Recorded his fourth save by holding San Francisco scoreless in two innings (3/13).
- Picked up save No. 3 while holding Texas State to one run in an inning of work (3/10).
- Struck out three in an inning in the second game of a DH against Bryant to earn his second save (3/2).
- Struck out one and did not allow a hit or run in 2 1/3 innings against San Diego State (2/21).
- Earned a win after throwing 2 2/3 innings of shutout relief against UC Riverside (2/18).
- Picked up his first career save in his first appearance in the season opener against Utah Valley (2/15).

Bishop Blanchet High School

- Lettered four years for head coach George Monica.
- Named team MVP in 2011 and first-team All-Metro after going 8-1 with a 0.57 earned run average.
- Threw in nine games, going 61 innings, and struck out 85 with seven complete games.
- Also batted .350 with two home runs, two doubles and 18 RBI.
- As a sophomore in 2010, was named first-team all-Metro and honorable mention all-state after going 7-2 with a 2.35 ERA in 10 games.
- Threw 50 innings, striking out 40 and threw two complete games.
- Also, at the plate, batted .395 with 20 RBI and four doubles.
- Went 0-1 with a 2.10 ERA in four games as a freshman.
- Threw in five innings, striking out eight.

Personal

- Earned his degree in finance and is pursuing a Master of Business Administration.
- Son of Dianne and Mark Engelbrekt.
- Born September 30, 1993.
- Has one sister, Lily.
- Favorite professional athlete is Felix Hernandez.
- Favorite movie is Se7en and favorite TV show is The Wire.
- Chose Oregon State "because of the competitiveness of the program."

Engelbrekt's Career Single-Game Highs

Innings pitched: 3.1, Arizona State, Mar 24, 2013
Walks allowed: 4, Arizona State, Mar 24, 2013
Strikeouts: 4, vs Kansas, Feb 28, 2016
Batters faced: 16, Seattle, May 03, 2016
Field chances: 2, at Arizona, Mar 16, 2013 ; UCLA, May 10, 2014
Putouts: 1, 5 times



Bryce Fehmel #26
RHP

Sophomore • 6'1" • 195 • 1L
Bats/Throws: R/R
Agoura Hills, Calif.
Agoura

2016

- Louisville Slugger Second-Team All-American.
- NCBWA Freshman All-America First Team.
- Perfect Game Freshman All-America First Team.
- Louisville Slugger Freshman All-America and Freshman Reliever of the Year.
- All-Pac-12 Honorable Mention.
- Made 26 appearances to lead Oregon State. Started six games and went 10-1 with a 2.31 ERA in 70 innings. Tallied two saves and struck out 51 to 23 walks. Held opponents to a .222 batting average.
- Tossed his first career complete game, a shutout against UCLA, to win his Pac-12 leading 10th game of the season (5/28).
- Started and worked a season-long 7 1/3 innings against USC, striking out five while allowing six hits and an unearned run. Earned his ninth win of the season (5/22).
- Held Oregon to just one walk while striking out six in 3 1/3 scoreless innings to earn his second save of the season (5/14).
- Set a season high with six strikeouts and earned his eighth win of the year after allowing three hits and a run in 4 1/3 innings of relief against Stanford (5/1).
- Started, and scattered seven hits and two runs in six innings against Central Arkansas (4/8).
- Earned his first career save after holding Washington to one hit and one unearned run in four innings (4/1).
- Started and allowed eight hits and four runs in 5 2/3 innings against San Diego State (3/28).
- Made his first career start against Portland, striking out five in a pre-determined three innings, for win No. 5 of 2016 (3/22).
- Worked a season-long three innings, striking out two, against San Diego for his fourth win of the season (3/5).
- Picked up win No. 3 with 1 1/3 scoreless innings against Kansas, striking out two (2/27).
- Earned his second with one inning in relief against Kansas State, striking out one, allowing two hits and a run (2/25).
- Held Minnesota to a walk in 1 2/3 innings of relief in a win over the Golden Gophers (2/21).
- Made his collegiate debut in season opener against Ball State, going 1 1/3 innings with two strikeouts (2/19).

Agoura High School

- Rated No. 317 nationally amongst high school prospects by Perfect Game.
- Four-year letterwinner for head coach Anthony Chevrier.
- Batted .315 as a senior, collecting three home runs and 13 RBI. On the mound, was 4-0 with a 0.50 ERA.
- Named First-Team All-League as a senior. Also named All-CIF and was his team's Most Valuable Player.
- Named First-Team All-Area and First-Team All-League after a junior year in which he batted .297 with seven doubles and 20 runs batted in.
- On the mound, was 2-0 with a 1.21 ERA in 10 appearances, striking out 13 in 17 1/3 innings.
- Earned All-Area and All-League honors as a sophomore and was named the Defensive Player of the Year in league.
- Batted .296 with 10 doubles, one home run and 18 RBI.
- On the mound, as a sophomore, was 0-0 with a 3.50 ERA in two games.

- As a freshman was named Rookie of the Year and second-team all-league.
- Batted .322 with three doubles, one home run and 16 RBI.
- On the mound, was 0-0 with a 2.10 ERA.

Personal

- Majoring in business.
- Son of Beth and Don Fehmel
- Born December 16, 1996
- Has two brothers, Brody and Connor.
- Enjoys basketball, the beach and driving in his spare time.
- Favorite athlete is Derek Jeter and favorite movies are Lone Survivor and American Sniper.
- Chose Oregon State because it's "a national powerhouse and the coaches are very welcoming."

Fehmel's Career Single-Game Highs

Innings pitched: 9.0, UCLA, May 28, 2016
Walks allowed: 3, vs Kansas State, Feb 25, 2016
Strikeouts: 6, Stanford, May 01, 2016 ; Oregon, May 14, 2016
Batters faced: 33, UCLA, May 28, 2016
Field chances: 2, Washington, Apr 01, 2016 ; San Diego State, Mar 28, 2016 ; UCLA, May 28, 2016
Assists: 2, San Diego State, Mar 28, 2016 ; UCLA, May 28, 2016



Grant Gambrell #22
RHP

Freshman • 6'4" • 220 • HS
Bats/Throws: R/R
Clovis, Calif.
Buchanan

Buchanan High School

- Three-year letterwinner for head coach Tom Donald.
- Played at the 2015 Area Code Games as a member of the Oakland Athletics team.
- Ranked as the No. 146 high school player in the nation - and 20th in California - by Perfect Game.
- As a senior, named all-league and all-state and was named the Fresno Bee Player of the Year.
- Went 12-0 with a 0.49 earned run average in 2016, his senior season. Struck out 75 in 65 innings.
- As a junior, named first-team all-state, first-team all-section and first-team all-league. Also named a preseason All-American by Perfect Game.
- Batted .434 with an on-base percentage of .537 his junior year, tallying six doubles, one home run and 19 RBI.
- On the mound, as a junior, was 4-1 with a 2.02 ERA with 49 strikeouts in 45 innings, appearing in 14 games.
- As a sophomore, batted .365 with three doubles and eight RBI. On the mound, was 2-2 with a 2.50 ERA in eight games. Struck out 21 in 20 innings.

Personal

- Majoring in business.
- Born Nov. 21, 1997.
- Son of Nichole and James Gambrell.
- Has two brothers, Carter and Madison.
- After his playing career, wants to go into sports marketing.
- "The reason I chose OSU is because of the outstanding coaches and the relationships I built with them throughout the recruiting process. I was also very impressed with the facilities - they are second to none. While attending many games in California it was amazing to

see the amount of fans and alumni that follow OSU baseball. The final reason is because of the family atmosphere that the coaches and players show on a daily basis. OSU has tradition, facilities, coaches, promotes family and loyalty, and expects to be Pac-12 and national champions every year. There isn't a better place."



Tristan Garnett #36
LHP


Freshman • 6'5" • 200 • HS
 Bats/Throws: L/L
 Portland, Ore.
 Westview

Westview High School

- Lettered one year for head coach Steve Antich.
- Earned second-team all-league honors as a senior.
- In 2016, as a senior, went 7-0 with a 1.33 ERA. Appeared in eight games, striking out 60 in 50 innings of work.
- Also lettered two years in water polo.

Personal

- Majoring in business.
- Born March 29, 1998.
- Son of Kristin and Jerry Garnett.
- Has one brother, William.
- Enjoys hiking, swimming and photography in his spare time.
- Vancouver 1st Avenue Drum Major Award Winner.
- Wants to own or a run a business that involves baseball when his playing career is over.
- Favorite professional athlete is Clayton Kershaw.
- Chose Oregon State because "I believe in everything the coaches and program stand for."



Cadyn Grenier #2
IF

Sophomore • 5'10" • 185 • 1L
 Bats/Throws: R/R
 Henderson, Nev.
 Bishop Gorman

MLB First-Year Player Draft

- Selected in the 21st round by the St. Louis Cardinals in the 2015 Major League Baseball First-Year Player Draft but did not sign.

2016

- Played in 52 games, starting 49, and batted .240 with six doubles, three triples and 18 RBI.
- Collected 10 multi-hit games and three multi-RBI efforts.
- Drove in a run with a single in the seventh and finished 1-for-3 against UCLA (5/28).
- Doubled, scored a run and went 2-for-4 against Arizona (5/7).
- Singled home two in the fourth and finished 1-for-4 with a run scored in the win over Seattle (5/3).
- Tripled, and posted a 2-for-5 effort with an RBI at Utah (4/21).
- Tallied a 2-for-3 effort and scored three runs in the win over Central Arkansas in Hillsboro (4/9).
- Tied a season-high with three hits and scored a run in the series-opening win over Washington (4/1).

- Tallied a 3-for-5 day, scoring twice, with a walk in the win over William & Mary (3/5).
- Went 3-for-5, doubled and drove in four runs in the win over Kansas State (2/26).
- Posted OSU's first triple of the season in the win over Minnesota (2/21).
- Recorded first two career hits along with first run and first RBI against Utah Valley (2/20). Went 2-for-4 with a double.
- Walked three times against Ball State in his collegiate debut (2/19).

Bishop Gorman High School

- Rated No. 27 nationally amongst high school prospects by Perfect Game.
- Played for the Reds at the 2014 Area Code Games.
- Three-year letterwinner for coaches Nick Day and Gino DiMaria.
- Three-time all-state selection. Nevada Gatorade Player of the Year in 2015.
- Perfect Game All-American after his senior season. Batted .471 with six home runs and 28 stolen bases in 2015.
- All-American and First-Team All-State and All-League after his junior year.
- Batted .491 with eight doubles, four home runs, 31 RBI and 18 stolen bases as a junior.
- As a sophomore, was named First-Team All-State.
- Batted .579 with six home runs, 39 RBI and 10 stolen bases as a sophomore.

Personal

- Major is undecided.
- Born October 31, 1996.
- Son of Julie Souza-Grenier and Mark Grenier.
- Has one brother, Justen.
- Member of the National Honor Society and the AB Honor Roll each year of high school.
- Enjoys cooking, kayaking and hiking in his spare time.
- Favorite pro athlete is Troy Tulowitzki. Favorite movie is Ace Ventura: When Nature Calls.
- Chose Oregon State because of "baseball, great coaches and a totally different place than Las Vegas. OSU has great community support."

Grenier's Career Single-Game Highs

Hits: 3, Washington, Apr 01, 2016 ; vs Kansas State, Feb 26, 2016 ; vs William & Mary, Mar 05, 2016
 Doubles: 1, 6 times
 Triples: 1, at Washington State, Apr 15, 2016 ; at Utah, Apr 21, 2016 ; vs Minnesota, Feb 21, 2016
 Total bases: 4, at Utah, Apr 21, 2016 ; vs Minnesota, Feb 21, 2016 ; vs Kansas State, Feb 26, 2016
 RBI: 4, vs Kansas State, Feb 26, 2016
 Runs scored: 3, vs Central Arkansas, Apr 09, 2016
 Walks: 3, at Utah, Apr 22, 2016 ; vs Ball State, Feb 19, 2016
 Hit by pitch: 1, 4 times
 Struck out: 3, Arizona State, Mar 18, 2016
 Sac bunts: 1, 7 times
 At bats: 5, 10 times
 Stolen bases: 1, vs Kansas, Feb 28, 2016
 Caught stealing: 1, at San Diego, Mar 05, 2016 ; San Francisco, Mar 12, 2016 ; UCLA, May 28, 2016
 Field chances: 7, vs Utah, Feb 22, 2016
 Putouts: 4, vs Kansas State, Feb 25, 2016 ; Seattle, May 03, 2016
 Assists: 5, vs Utah, Feb 22, 2016



Michael Gretler #10
IF/C

Junior • 6'2" • 175 • 2L
Bats/Throws: R/R
Bonney Lake, Wash.
Bonney Lake

MLB First-Year Player Draft

• Selected in the 39th round of the 2014 MLB First-Year Player Draft by Boston but did not sign.

2016

- Played in 31 games, making 21 starts, and batted .339 with three doubles, one home run and four RBI.
- Finished with five multi-hit games and one multi-RBI effort.
- Set a career-high with three hits in four at bats, and scored a run, in the series finale at USC (5/22).
- Tallied a 2-for-3 effort against Oregon in the series opener (5/13).
- Hit his first career home run and went 2-for-5 with two runs driven against Utah in the series finale (4/22).
- Drove in a run via a sixth-inning pinch hit single in the series finale against Washington (4/3).
- Went 2-for-3, scored two runs and drove in a run in the win over Kansas State (2/26).

2015

- Played in 41 games, starting 32, and batted .171 with one double and 12 RBI.
- Doubled home two runs and went 2-for-3 with a run scored in the second game of the series against California (5/23).
- Singled home two runs in the series opener at Stanford (5/15).
- Rapped out two hits in four at bats in the opener against Oregon (4/10).
- Drove in the game-winner with a single to right in the fifth against Cal Poly (3/29).
- Tallied two hits in three at bats in the series-opening win over San Jose State (3/24).
- Went 1-for-3 with an RBI in the win over Washington State (3/21).
- Drove in two runs and went 2-for-3 against Oklahoma State (2/19).
- Pinch hit and singled for his first career hit, against New Mexico (2/15).

Bonney Lake High School

- Four-year letterwinner for head coach Mike Olson.
- Batted .500 his senior season, finishing with nine doubles, six home runs, 24 RBI and 13 stolen bases.
- Posted an OPS Of 1.597.
- Named all-state as a senior, and was the league MVP.
- Named First-Team All-News Tribune.
- As a junior, named first-team all-league and second-team all-state after batting .395 with 11 doubles, three home runs, 27 RBI and 23 stolen bases in 26 games.
- Also named First-Team All-News Tribune.
- As a sophomore, batted .403 with three doubles, three triples, two home runs, 17 RBI and 10 stolen bases to be named first-team all-league.
- Named all-league honorable mention as a freshman, batting .305 with five doubles, 14 RBI and seven stolen bases.
- Competed for the Royals team at the 2013 Area Code Baseball Games.
- Named as the fifth-best prospect in the state of Washington by Baseball Northwest and ninth in the Northwest.

Personal

- Majoring in finance.
- Born January 1, 1996.
- Son of Nancy and Jim Gretler.

- Has one brother, Mathew.
- Was on National Honor Society during his high school tenure.
- Favorite professional athletes are Derek Jeter and Russell Wilson.
- Chose Oregon State because of "the coaching staff."

Gretler's Career Single-Game Highs

Hits: 3, at USC, May 22, 2016
Doubles: 1, 4 times
Home runs: 1, at Utah, Apr 22, 2016
Total bases: 5, at Utah, Apr 22, 2016
RBI: 2, 4 times
Runs scored: 2, vs Kansas State, Feb 20, 2015
Walks: 2, Oregon, May 14, 2016 ; at Stanford, May 16, 2015
Hit by pitch: 1, at San Diego, Mar 05, 2016 ; Oregon, May 15, 2016
Struck out: 3, at Oregon, Apr 11, 2015 ; at Washington, Apr 30, 2015 ; vs Portland, May 13, 2015
Sac flies: 1, Utah, May 10, 2015
Sac bunts: 1, 9 times
At bats: 6, vs Portland, May 13, 2015
Stolen bases: 2, vs Kansas State, Feb 26, 2016
Caught stealing: 1, Utah, May 10, 2015
Field chances: 13, UCLA, May 27, 2016
Putouts: 12, UCLA, May 27, 2016
Assists: 5, Grambling State, Feb 28, 2015 ; Utah, May 10, 2015



KJ Harrison #24
IF/C

Junior • 6'0" • 209 • 2L
Bats/Throws: R/R
Kailua, Hawai'i
Punahou

MLB First-Year Player Draft

• Selected in the 25th round of the 2014 MLB First-Year Player Draft by Cleveland but did not sign.

2016

- All-Pac-12 First Team.
- Pac-12 All-Academic Honorable Mention.
- Played in and started in all 54 games, batting .265 with a team-leading 14 doubles, 10 home runs and 47 RBI. Tripled four times.
- Tallied 11 multi-hit efforts and finished with a team-leading 15 multi-RBI games.
- CoSIDA Academic All-District 8 selection.
- Homered for the second consecutive game, driving in two in the finale against Oregon (5/15).
- Hit a game-winning three-run home run in the third inning in the second game of the series against Oregon (5/14).
- Homered in the first inning and drove in three on the strength of a 2-for-3 day in the finale against Stanford (5/1).
- His sixth home run of the season came in a 1-for-3 effort in the opener against Stanford (4/29).
- Hit a three-run home run in the seventh that temporarily put the Beavers up in the second game of the series at Washington State (4/15).
- Went 3-for-4 and drove in two runs on the strength of two triples and a double against Central Arkansas (4/8).
- Extended his hit streak to 10 games with a 3-for-4 effort in the opener against UW, doubling once with two RBI (4/1).
- Homered, scored two runs and finished 3-for-4 in the midweek opener against San Diego State (3/28).
- Hit a solo home run in the first against California to extend his hit streak to five games (3/24).
- Doubled home a run in the first and finished with a 2-for-4 effort in the series finale against Arizona State (3/20).

- Hit a two-run home run in the fourth in the series-opening win over Arizona State (3/18).
- Tripled and finished 2-for-4 with two walks in the opener at San Diego (3/4).
- Doubled, tripled, finished with three hits and drove in two in the win over Kansas State (2/26).
- Doubled twice, drove in two and finished with a 3-for-4 day against Utah (2/22).
- Drove in two, doubled twice and walked against Utah Valley (2/20).

2015

- Pac-12 Freshman of the Year.
- All-Pac-12 First Team.
- ABCA All-Region.
- Collegiate Baseball, Baseball America, D1Baseball.com and NCBWA Freshman All-America.
- NCBWA National Hitter of the Week (Feb. 23).
- Pac-12 Player of the Week (Feb. 24).
- Played in and started all 58 games, batting .309 with 12 doubles, three triples, 10 home runs and 60 RBI.
- Led OSU in home runs and RBI.
- Doubled, drove in two runs and scored two runs in the series finale at Stanford (5/17).
- Doubled, drove in three runs and went 3-for-4 with two runs scored against Stanford (5/16).
- Hit a solo home run and went 2-for-5 with two RBI in the opener at Stanford (5/15).
- Hit two home runs and drove in four in the midweek win over Portland (5/13).
- Drove in three runs via a single and sacrifice fly to serve as the game winners in the series finale victory over Arizona (4/19).
- Drove in three runs, the game winners, on a double in the second innings in the second game at Oregon (4/11).
- Homered, walked twice and drove in two in the opener against Washington State (3/20).
- Drove in two, doubled and went 2-for-3 in the win over Portland (3/10).
- Went 3-for-5 and drove in two runs with a double in the second game of a doubleheader against Fresno State (3/7).
- Hit the game-winning home run in the 11th inning against Fresno State (3/6).
- Drove in four runs and doubled twice in the win against Portland (3/4).
- Went 3-for-3, drove in a run, scored four and walked twice against Grambling State (2/28).
- Hit a grand slam, a double and drove in five runs in the win over Kansas (2/22).
- Hit a two-run home run and went 2-for-5 in the win over Kansas State (2/20).
- Went 3-for-5 and scored a run in the win over Oklahoma State (2/19).
- Drove in two on a third inning triple and went 2-for-4 against New Mexico (2/16).
- Homered for the second consecutive game and drove in two runs on two hits against New Mexico (2/15).
- Hit his first career home run and went 2-for-4 with a walk against Michigan State (2/14).
- Tripled and scored a run in his collegiate debut against Northwestern (2/13).

Punahou High School

- Four-year letterwinner for head coach Kenny Harrison.
- Earned all-state and all-league honors his senior year after batting .534 with 12 doubles, one triple, three home runs and 28 RBI.
- Named honorable mention all-league and honorable mention all-state as a junior.
- Earned first-team all-league and honorable mention all-state honors as a sophomore.
- Picked up all-league honorable mention status freshman year.
- Competed for the Reds team at the 2013 Area Code Baseball Games.

Personal

- Majoring in business.
- Born August 11, 1996 in Honolulu.

- Son of Kaleka and Kenny Harrison.
- Has four siblings: Kaleo, Kalae, Kaikea and Kahaku.
- Father, Kenny, played collegiate baseball at Hawai'i and later professionally in the Pittsburgh Pirates system. He was a 1993 All-American at Hawai'i. He also competed in Japan.
- Mother, Kaleka, played college soccer at Colorado.
- Enjoys going to the beach, bodyboarding and bodysurfing in his spare time.
- Chose Oregon State because "I loved everything about it. It's an amazing baseball program, with amazing coaches and facilities. It felt like the right fit. It's a great college town and beautiful school. I felt very comfortable being here."

Harrison's Career Single-Game Highs

Hits: 3, 10 times

Doubles: 2, vs Utah Valley, Feb 20, 2016 ; vs Utah, Feb 22, 2016 ; at Portland, Mar 04, 2015

Triples: 2, Central Arkansas, Apr 08, 2016

Home runs: 2, vs Portland, May 13, 2015

Total bases: 9, vs Portland, May 13, 2015

RBI: 5, vs Kansas, Feb 22, 2015

Runs scored: 4, Grambling State, Feb 28, 2015

Walks: 3, at Oregon, Apr 18, 2016

Hit by pitch: 2, Grambling State, Feb 28, 2015

Struck out: 3, 6 times

Sac flies: 1, 12 times

At bats: 6, vs Kansas State, Feb 26, 2016 ; at Portland, Mar 04, 2015 ;

vs Portland, May 13, 2015

Stolen bases: 1, 4 times

Caught stealing: 1, Arizona State, Mar 20, 2016

Field chances: 17, Utah, May 10, 2015

Putouts: 15, 4 times

Assists: 3, Washington, Apr 01, 2016 ; Utah, May 10, 2015

Runners CS: 1, Portland, Mar 10, 2015

**Luke****Heimlich**

Junior • 6'1" • 197 • 2L

Bats/Throws: L/L

Puyallup, Wash.

Puyallup

#15**LHP****2016**

- Pac-12 All-Academic Honorable Mention.
- Made 20 appearances, including 11 starts, and went 7-4 with a 3.53 ERA in 86 2/3 innings. Struck out 63 to 25 walks and held opponents to a .237 batting average against.
- Named the Pac-12 Pitcher of the Week on May 30.
- Struck out a career-high eight in his first career complete game, a shutout of UCLA to complete the regular season (5/29).
- Started, and threw a career-long 8 1/3 innings at Utah, scattering six hits and a run with four strikeouts. Earned his fifth win (4/22).
- Tied a career-high with seven strikeouts in a career-long 7 2/3 innings for the victory against Central Arkansas (4/10).
- Started, allowing four hits and a run in 6 1/3 innings against Washington, but did not figure in the decision (4/3).
- Allowed two hits and one run while striking out five in 4 2/3 innings of relief in the finale against Cal (3/26).
- Tossed three scoreless innings in relief against San Francisco, striking out three, and earned his third win (3/12).
- Held Kansas to four hits in seven scoreless innings, striking out three, to improve to 2-0 (2/28).
- Limited Utah to four hits, two runs and a walk with seven strikeouts in a career-best 6 1/3 innings in his first start of the season (2/22).

2015

- Pitched in 29 games, making two starts, and posted a 2-5 record and 3.61 ERA in 52 1/3 innings.
- Recorded four saves and struck out 35.
- Opponents batted .226.
- Earned his fourth save after two scoreless innings against Stanford (5/15).
- Tossed 3 1/3 scoreless innings against Oregon, striking out one, for his third save of the season (5/5).
- Earned his second win of the season after limiting USC to just two hits with three strikeouts in four innings of relief in the series finale (4/26).
- Completed his second save of the season with 1 1/3 innings in the opener against UCLA, allowing one hit and one run (4/2).
- Earned his first career win after holding Washington State to just two hits while striking out six in 5 1/3 innings of relief (3/22).
- Faced one batter and got a hold in the win over Arizona State (3/13).
- Worked 1 2/3 scoreless innings in relief against Portland (3/10).
- Picked up his first career save after holding Fresno State scoreless while striking out two (3/8).
- Threw 12 pitches and struck out three in an inning of relief against Portland (3/4).
- Took the loss after allowing eight hits and eight earned runs over five innings against Oklahoma (2/21).
- Scattered four hits and a run in 4 1/3 innings against New Mexico, his first career start, but did not figure in the decision (2/15).

Puyallup High School

- Lettered in 2014 for head coach Marc Wiese.
- Named the Gatorade Player of the Year for Washington as a junior and was league MVP, a Louisville Slugger All-American and first-team all-area and all-league.
- Went 11-0, sporting a 0.66 earned run average in 78 innings.
- Struck out 106.

Personal

- Majoring in speech communication.
- Born February 3, 1996.
- Son of Meri Lee and Mark Heimlich.
- Favorite professional athlete is Clayton Kershaw.
- Favorite movie is The Dark Knight.
- Chose Oregon State because of "the coaches."

Heimlich's Career Single-Game Highs

Innings pitched: 9.0, UCLA, May 29, 2016
Walks allowed: 5, at USC, May 21, 2016
Strikeouts: 8, UCLA, May 29, 2016
Batters faced: 33, UCLA, May 29, 2016
Field chances: 4, at Utah, Apr 22, 2016 ; Washington State, Mar 22, 2015
Putouts: 1, 7 times
Assists: 4, Washington State, Mar 22, 2015
Runners CS: 2, vs Oklahoma, Feb 21, 2015 ; vs Utah, Feb 22, 2016



Mitch Hickey #23 RHP

Junior • 6'0" • 184 • 2L
Bats/Throws: R/R
Morgan Hill, Calif.
Live Oak

2016

- Made 11 appearances in relief, going 1-0 with a 4.72 ERA. Threw 13 1/3 innings, striking out eight while holding opponents to a .213 average.
- Tossed 1 1/3 scoreless innings of relief in the series finale against Oregon (5/15).

- Allowed two hits in two scoreless innings of relief in the finale at Utah (4/22).
- Stranded a runner and pitched a scoreless eighth in the 5-4 win over Washington (4/2).
- Made his 2016 debut in relief against San Francisco, striking out two in 1 1/3 innings (3/12).

2015

- Collegiate Baseball and NCBWA Freshman All-American.
- Appeared in 27 games, all in relief, and went 4-1 with a 2.28 ERA in 27 2/3 innings.
- Recorded 11 saves.
- Struck out 21 and opponents batted .204 against him.
- Induced a double play to get out of a bases-loaded jam in the ninth for his ninth save of the season in a win over Utah (5/9).
- Got out of a bases-loaded jam in the eighth and tossed a scoreless ninth in the finale against Washington for his eighth save of the season (5/2).
- Finished with a scoreless 10th against Washington, striking out the side, for his seventh save (4/30).
- Needed just nine pitchers for three outs and his sixth save of the season in the finale versus USC (4/26).
- Held Arizona scoreless over 1 2/3 innings for his fifth save of the season (4/19).
- Recorded his fourth save with a perfect ninth against Cal Poly (3/29).
- Worked a scoreless ninth in the opener at Arizona State to earn the win (3/13).
- Earned his second save of the season with a scoreless ninth inning against Fresno State in the first game of a doubleheader (3/7).
- Picked up his fourth win of the season with a scoreless 11th inning against Fresno State (3/6).
- Recorded a perfect ninth against Oklahoma State for his first career save (2/19).
- Picked up the win after allowing just one hit with two strikeouts in two innings against Northwestern (2/13).

Live Oak High School

- Lettered three seasons for head coach CJ Goularte.
- During his tenure, named first-team all-league, team most valuable player and defensive MVP.
- Was 3-1 with a 0.00 ERA as a senior, recording 38 strikeouts in 31 innings.
- Also batted .325 with four doubles, two triples and one home run.
- Did not play as a junior.
- Sophomore year, batted .364 and was 7-2 with a 2.98 ERA on the mound.
- Began his career with a 2-1 record and 1.34 ERA in 15 2/3 innings as a freshman.
- Also batted .244 with three doubles and 11 runs batted in.

Personal

- Majoring in marketing.
- Born November 11, 1995 in San Jose, Calif.
- Son of Valerie and Michael Hickey.
- Has two sisters, Jamie and Erica, and one brother, Trevor.
- Member of Honor Roll each of his year's at Live Oak.
- Favorite TV show is The Office and favorite professional athlete is Nolan Ryan.
- Chose Oregon State because it was "the best option for success on and off the field. The coaching staff is the best."

Hickey's Career Single-Game Highs

Innings pitched: 2.1, vs New Mexico, Feb 16, 2015
Walks allowed: 3, Grambling State, Feb 27, 2015 ; Utah, May 10, 2015
Strikeouts: 3, at Washington, Apr 30, 2015 ; vs Oklahoma State, Feb 19, 2015
Batters faced: 10, San Diego State, Mar 28, 2016
Field chances: 1, 9 times
Putouts: 1, Grambling State, Feb 27, 2015 ; at Arizona State, Mar 13, 2015
Assists: 1, 6 times

Runners CS: 1, vs Northwestern, Feb 13, 2015 ; vs New Mexico, Feb 16, 2015 ; Oregon, May 19, 2015



Preston Jones #33
OF

Freshman • 5'11" • 185 • HS
 Bats/Throws: R/R
 Vancouver, Wash.
 Mountain View

Mountain View High School

- Three-year letterwinner for head coach Aaron Coiteaux.
- As of his senior season, rated as the No. 9 high school player in the state of Washington by Baseball Northwest.
- Ranked as the No. 374 high school player in the nation by Perfect Game.
- Named a first-team all-region and all-league selection after his senior season.
- Named a First-Team All-State, All-Region and All-League selection after his junior campaign.
- Batted .538 as a junior, collecting six doubles, two home runs and 13 RBI with 19 stolen bases.
- As a sophomore, was named a First-Team All-League selection after batting .447 with 11 doubles, two home runs, 17 RBI and 15 stolen bases.
- Has also lettered in football, earning All-Region honors at running back. Was the All-Region Player of the Year after his junior season.

Personal

- Majoring in business.
- Born Sept. 23, 1997.
- Son of Julia and Pat Jones.
- Has two sisters, Jenna and Jasmine, and one brother, PJ.
- PJ played collegiately at Washington State and who is currently in the Seattle Mariners organization.
- Enjoys listening to music, hiking and ping pong in his spare time.
- Favorite TV show is Criminal Minds and favorite movie is The Lion King.
- Chose Oregon State because of "the beautiful campus, it feels like home and because of the tremendous baseball program."



Steven Kwan #4
OF

Sophomore • 5'8" • 169 • 1L
 Bats/Throws: L/L
 Fremont, Calif.
 Washington

2016

- Played in 35 games, starting 15, and batted .215 with two doubles, two triples and seven RBI.
- Tripled, scored two runs and went 2-for-4 in the opener against Oregon (5/13).
- Set a season-high with four hits, including two bunt singles, with a double against Portland (5/10).
- Tallied a bunt single in the ninth against Stanford, driving in the game-tying run (4/29).
- Drove in two in the series finale versus Central Arkansas (4/10).
- Doubled for his first career hit in the win over William & Mary (3/5).

Washington High School


- Four-year letterwinner for head coach Mike Sewell.
- As a senior, named Second Team NCS, first team All East Bay and first team all-league.
- Batted .462 his senior year, collecting 10 doubles, five triples and 14 RBI.
- Named First-Team All-League as junior and ranked 13th in Northern California.
- Batted .489 as a junior, totaling nine doubles, one home run, 23 RBI and 12 stolen bases.
- As a sophomore, was second-team all-conference after batting .316 with six doubles, eight RBI and 10 stolen bases.
- Began his high school career with a .250 average as a freshman, finishing with four RBI and two stolen bases.

Personal

- Majoring in business.
- Born September 5, 1997 in Los Gatos, Calif.
- Son of Jane and Raymond Kwan.
- Has one brother, Ryan, and one sister, Christine.
- Enjoys dodgeball, wiffle ball and snowboarding in his spare time.
- Favorite athlete is Buster Posey.
- Favorite movie is Benchwarmers.
- Chose Oregon State because it's a "prestigious program with a beautiful campus."

Kwan's Career Single-Game Highs

Hits: 4, vs Portland, May 10, 2016
 Doubles: 1, vs William & Mary, Mar 05, 2016 ; vs Portland, May 10, 2016
 Triples: 1, Oregon, May 13, 2016 ; UCLA, May 27, 2016
 Total bases: 5, vs Portland, May 10, 2016
 RBI: 2, Central Arkansas, Apr 10, 2016
 Runs scored: 2, Oregon, May 13, 2016
 Walks: 1, Oregon, May 13, 2016 ; at USC, May 20, 2016
 Hit by pitch: 1, vs Kansas State, Feb 26, 2016 ; at Arizona, May 08, 2016
 Struck out: 2, vs Ball State, Feb 19, 2016
 Sac bunts: 1, 8 times
 At bats: 5, Arizona State, Mar 19, 2016 ; at USC, May 22, 2016
 Caught stealing: 1, Arizona State, Mar 19, 2016 ; Oregon, May 14, 2016
 Field chances: 6, Arizona State, Mar 19, 2016
 Putouts: 6, Arizona State, Mar 19, 2016
 Assists: 1, at USC, May 20, 2016



Trevor Larnach #11
OF

Sophomore • 6'4" • 213 • 1L
 Bats/Throws: L/R
 Pleasant Hill, Calif.
 College Park

MLB First-Year Player Draft

- Selected in the 40th round by the San Diego Padres in the 2015 Major League Baseball First-Year Player Draft but did not sign.

2016

- Played in 28 games, making 12 starts, and batted .157 with one double and three RBI.
- Recorded his first career multi hit game against Washington, going 2-for-5 with an RBI in the series finale (4/3).
- Singled in his first career at bat, against San Diego (3/4).

College Park High School

- Rated No. 328 nationally amongst high school prospects by Perfect Game.

- Played for the Athletics team at the 2014 Area Code Games.
- Three-year letterwinner for head coach Andy Tarpley.
- As a senior, named First-Team All-League and First-Team All-East Bay. Named to the second team for All-State.
- In 2015, batted .373 with six doubles, one triple, two home runs and 23 RBI.
- First-Team All-State and First-Team All-League as a junior after batting .436 with 15 doubles and one home run. Drove in 28.
- As a sophomore, was named all-league and second-team all-state.
- Was the NCS batting champion after hitting .524 with seven doubles and five home runs.
- Also drove in 33 and stole six bases his sophomore season.
- Also lettered two seasons in basketball at the forward position.

Personal

- Majoring in business.
- Born February 26, 1997 in Walnut Creek, Calif.
- Son of Jeannine and Adam Larnach.
- Has three brothers, Brett, Ryan and Adam, and one sister, Victoria.
- Enjoys basketball and any other physical activities in his spare time.
- Favorite pro athlete is Barry Bonds.
- Favorite TV channel is the MLB Network.
- Chose Oregon State because it "has a beautiful campus with a great baseball program. They have great coaches and a great community and OSU has an awesome gameday atmosphere."

Larnach's Career Single-Game Highs

Hits: 2, Washington, Apr 03, 2016 ; at Utah, Apr 22, 2016
Doubles: 1, at Utah, Apr 22, 2016
Total bases: 3, at Utah, Apr 22, 2016
RBI: 1, Washington, Apr 03, 2016 ; at Utah, Apr 22, 2016 ; Arizona State, Mar 19, 2016
Runs scored: 1, vs Central Arkansas, Apr 09, 2016 ; at Arizona, May 08, 2016
Walks: 1, 7 times
Hit by pitch: 1, at USC, May 22, 2016
Struck out: 2, Stanford, Apr 29, 2016
At bats: 5, Washington, Apr 03, 2016 ; San Francisco, Mar 11, 2016
Field chances: 5, at USC, May 20, 2016
Putouts: 5, at USC, May 20, 2016



Nick Madrigal #3 IF

Sophomore • 5'7" • 161 • 1L
Bats/Throws: R/R
Elk Grove, Calif.
Elk Grove

MLB First-Year Player Draft

- Selected in the 17th round by the Cleveland Indians in the 2015 Major League Baseball First-Year Player Draft but did not sign.

2016

- Louisville Slugger Freshman All-American.
- Baseball America Freshman All-American.
- Perfect Game Freshman All-American.
- D1Baseball.com Freshman All-American.
- Pac-12 Freshman of the Year.
- All-Pac-12 First Team selection.
- Named to the Pac-12 All-Defensive Team.
- Pac-12 Player of the Week Feb. 23.
- Played in 49 games, starting 48, and batted .333 with 11 doubles, five triples, one home run and 29 RBI.
- Tallied 16 multi-hit efforts and five multi-RBI games.
- Hit his first career home run and doubled to finish 2-for-4 against

- UCLA (5/28).
- Extended his hit streak to 11 games with a 2-for-5 game in the finale against Stanford, scoring twice with a triple (5/1).
- Finished with his second four-hit effort of the season and tripled for an RBI in the series finale at Utah (4/22).
- Extended his hit streak to 10 games by going 3-for-5 with three runs and a triple against Arizona State (3/19).
- Drove in the game-winning run via a seventh-inning single in the opener against Arizona State (3/18).
- Drove home two, including the game winner, and doubled in the win over San Diego (3/5).
- Drove home the game-winning run via a single in the eighth and went 2-for-4 with three RBI in the win over Minnesota (2/21).
- Made his collegiate debut against Ball State, tallying four hits in four at bats with two RBI (2/19).

Elk Grove High School

- Member of the 2014 USA Baseball 18U National Team that took Gold in La Paz, Mexico.
- Played in all eight games of the Pan Am Tournament, batting .481 with one triple, seven RBI and seven stolen bases.
- Rated No. 109 nationally amongst high school prospects by Perfect Game .
- Completed for the Athletics team at the 2014 Area Code Games.
- Four-year letterwinner for head coach Jeff Carlson.
- As a senior, named all-league. Named Delta League MVP and MVP of Sac Joaquin section.
- Batted .449 with 29 runs and a .513 on-base percentage in 2015. Led the Delta League with 28 stolen bases. Drove in 17 and collected seven doubles and one triple.
- Selected as a Max Preps All-American after his junior season.
- Also named All-League, All-City and All-Metro.
- Batted .421 with seven doubles, 15 RBI and 28 stolen bases as a junior.
- As a sophomore, batted .374 with six doubles, 18 RBI and 23 stolen bases and was named All-City and All-League and was named as a Max Preps Top 50 Sophomore.
- As a freshman, was named all-league honorable mention and was selected as a Max Preps Freshman All-American.
- Batted .379 with two doubles, 18 RBI and 18 stolen bases his rookie campaign.

Elk Grove High School

- Major is undecided.
- Born March 5, 1997 in Sacramento, Calif.
- Son of Angie Day and Mike Madrigal.
- Has three brothers, Ty, Zack and Brooks, and one sister, Emma.
- Enjoys fishing and playing ping pong in his spare time.
- Favorite athlete is Jose Altuve. Favorite movie is Lone Survivor.
- Chose Oregon State because a "baseball atmosphere that is unbelievable. Oregon State has the best fans and coaches in the nation."

Madrigal's Career Single-Game Highs

Hits: 4, at Utah, Apr 22, 2016 ; vs Ball State, Feb 19, 2016
Doubles: 1, 11 times
Triples: 1, 5 times
Home runs: 1, UCLA, May 28, 2016
Total bases: 6, at Utah, Apr 22, 2016 ; UCLA, May 28, 2016
RBI: 3, vs Minnesota, Feb 21, 2016
Runs scored: 3, Arizona State, Mar 19, 2016 ; at Portland, Mar 22, 2016
Walks: 2, at Portland, Mar 22, 2016
Hit by pitch: 1, at San Diego, Mar 05, 2016
Struck out: 1, 13 times
Sac flies: 1, vs Ball State, Feb 19, 2016 ; vs Kansas State, Feb 26, 2016
Sac bunts: 1, 11 times
At bats: 6, 4 times
Stolen bases: 2, at Utah, Apr 22, 2016
Caught stealing: 1, Stanford, Apr 29, 2016 ; San Diego State, Mar 28, 2016
Field chances: 11, at Oregon, Apr 18, 2016
Putouts: 5, at Utah, Apr 21, 2016 ; Arizona State, Mar 19, 2016
Assists: 9, at Arizona, May 07, 2016



**Tyler
Malone** #7
IF

Freshman • 5'10" • 183 • HS
Bats/Throws: L/R
Roseville, Calif.
Woodcreek

Woodcreek High School

- Three-year letterwinner for head coach Eric Valencia.
- Ranked as the No. 435 high school player in the nation by Perfect Game.
- Team captain his junior and senior seasons.
- Named all-league as a senior. Batted .387 with 14 doubles, two triples, three home runs and 19 RBI. Also stole 19 bases and posted a .547 on-base percentage.
- As a junior, batted .421 with seven doubles, five home runs and 26 RBI to go along with 14 stolen bases.
- Named First-Team All-League and earned the Rivercats All-City Player Award after his junior season. Also earned the United States Army Reserve National Scholar Athlete Award and was on the Principal's Honor Roll.
- Named All-League as a sophomore, and was on the Principal's Honor Roll.
- As a sophomore, batted .342 with seven doubles, two home runs, 21 RBI and nine stolen bases.

Personal

- Major is undecided.
- Born Nov. 4, 1997.
- Son of Angela and Todd Malone.
- Has one brother, Zack.
- Father, Todd, played in the New York Yankees organization.
- On National Honor Society in high school and earned the Student-Athlete Award from the U.S. Army.
- Aspires to be a high school teacher after his playing career because he'd also like to coach.
- Favorite professional athlete is Robinson Cano.
- Chose Oregon State because of "the coaching staff, the college town feel, the baseball reputation along with the fan support and the fact OSU is in the Pac-12."



**Christian
Martinek** #20
LHP

R. Sophomore • 6'4" • 234 • 1L
Bats/Throws: L/L
Beaverton, Ore.
Jesuit

2016

- Made four appearances, with one start, and went 0-1 with a 6.75 ERA in 2 2/3 innings. Struck out two.
- Made his first career start, against Oregon, and allowed one hit and two runs in an inning of work (4/27).
- Made his collegiate debut in the ninth against California, working a scoreless inning (3/24).

2015

- Did not play due to injury.

Jesuit High School

- Competed at the 2013 Area Code Games for the Royals club.
- Considered the No. 2 prospect in the Pacific Northwest by Baseball Northwest.
- Rated by Baseball America as the No. 78 high school prospect in the country. Perfect Game ranked him as the top left-handed pitcher in the state of Oregon and 39th nationally.
- An All-Region selection as a junior and all-league as a sophomore.
- Went 3-1 with a 0.91 ERA his senior season at Jesuit.
- Held opponents to a .130 batting average against as a junior.
- As a junior, was 3-0 with a 0.00 ERA in 18 innings. Struck out 27.
- Also played football, where he was an All-League selection as a quarterback.

Personal

- Majoring in digital communication arts.
- Born October 4, 1995.
- Son of Brenda and Brian Martinek.
- Has two sisters, Erin and Danielle, and one brother, Taylor.
- Enjoys playing with his dog and driving his car in his spare time.
- Chose Oregon State because "Oregon State has been there for me. When I met the coaches and walked around the campus, I fell in love with Oregon State. It's a very family-oriented program with a great atmosphere. That's the type of program I wanted to be in and that's what I found at Oregon State."

Martinek's Career Single-Game Highs

Innings pitched: 1.0, at Oregon, Apr 27, 2016 ; at California, Mar 24, 2016
Walks allowed: 1, at Oregon, Apr 18, 2016
Strikeouts: 1, at Oregon, Apr 27, 2016 ; at USC, May 21, 2016
Batters faced: 5, at Oregon, Apr 27, 2016



**Jack
McCarthy** #39
OF

Freshman • 6'0" • 166 • HS
Bats/Throws: R/R
San Juan Capistrano, Calif.
San Juan Hills

San Juan Hills High School

- Four-year letterwinner for head coach Jeremy Wooten.
- Named first-team all-league twice during his career.
- Played in a Senior All-Star Game at the conclusion of his career.
- Holds the single-season saves record as well as the career record. is also the school's record holder for hits and triples.
- During his career, played every position at least once.

Personal

- Majoring in economics.
- Born July 13, 1997 in Pasadena, Calif.
- Son of Gioia and Sean McCarthy.
- Has one brother, Ryan.
- Participated in Model U.N. and was the Prom King in high school.
- Enjoys reading in his spare time.
- Aspires to be a politician when his playing career is over.
- Favorite TV show is Game Of Thrones and Favorite movie is The Deer Hunter.
- When in high school, organized the Challenger Games at Angel Stadium for kids with mental or physical limitations in order for them to get a chance to play on a big league field.
- Chose Oregon State because "it was my dream school."



George Mendazona #13
IF


Freshman • 5'11" • 176 • HS
Bats/Throws: L/R
Madras, Ore.
Ridgeview

Ridgeview High School

- Four-year letterwinner for head coach Josh Davis.
- Played for the Kansas City Royals at the 2015 Area Code Games.
- Rated as the No. 3 high school player in the state of Oregon by Baseball Northwest.
- As a junior, batted .570 with 16 doubles, nine triples and three home runs with 28 RBI and 15 stolen bases. Named the IMC Player of the Year and First-Team All-State.
- As a sophomore, batted .624 with 17 doubles, 11 triples, three home runs and 46 RBI with 16 stolen bases. Named First-Team All-IMC and First-Team All-State.
- As both a junior and sophomore, played at the Oregon Futures Game at Volcanoes Stadium.
- Batted .422 with seven doubles, two triples, nine RBI and 11 stolen bases his freshman year and was named second-team all-IMC.
- Also lettered as a cornerback in football as a sophomore, earning All-Conference and All-State honors.
- Lettered in basketball for four seasons, earning first and second-team honors.

Personal

- Major is undecided.
- Born Aug. 31, 1997 in Corvallis, Ore.
- Son of Jeanne and Mike Mendazona.
- Has one sister, Rachel.
- Grandfather Jim Jarvis played basketball, baseball and golf at Oregon State. Grandfather Henry Mendazona played baseball at Oregon State.
- Enjoys golf, fly fishing and FIFA in his spare time.
- Aspires to go into sports broadcasting after his playing career.
- Favorite professional athlete is Chase Utley.
- Chose Oregon State because "my family went here, it has a great baseball program and I have great friends that go to OSU."



Ryan Mets #6
LHP

R. Sophomore • 6'1" • 204 • 1L
Bats/Throws: L/L
Olympia, Wash.
North Thurston

2016

- Did not play due to injury.

2015

- Pitched in six games, all in relief.
- Was 0-0 with a 3.38 ERA in 2 2/3 innings.
- Worked a perfect ninth in the win over Kansas (2/22).

North Thurston High School

- Three-year letterwinner for head coach Lance Baker.

- Named All-Area Player of the Year by The Olympian after his senior season.
- Posted a 1.75 ERA with 134 strikeouts in 72 innings as a senior and batted .308 with 18 RBI.
- Earned league MVP honors as a senior.
- Named all-league as a pitcher both his sophomore and junior years.
- Served as team captain as a junior.
- In football, named all-league at quarterback as a junior.
- Competed for the Royals team at the 2013 Area Code Baseball Games.
- Named as the 14th-best prospect in the state of Washington by Baseball Northwest.
- Was No. 27 in the Northwest.

Personal

- Majoring in finance.
- Born July 19, 1996 at Travis Air Force Base in Fairfield, Calif.
- Son of Mary and Dave Mets.
- Has one brother, Casey, and one sister, Catie.
- Enjoys golfing, fishing and watching Prison Break in his spare time.
- Chose Oregon State because of the "top of the line coaching staff and an incredible baseball program."

Mets' Career Single-Game Highs

Innings pitched: 1.0, vs Kansas, Feb 22, 2015
Strikeouts: 1, vs New Mexico, Feb 15, 2015 ; vs Kansas, Feb 22, 2015
Batters faced: 3, vs New Mexico, Feb 15, 2015 ; vs Kansas, Feb 22, 2015



Jake Mulholland #38
LHP

Freshman • 6'2" • 190 • HS
Bats/Throws: L/L
Snohomish, Wash.
Snohomish

Snohomish High School

- Three-year letterwinner for head coach Kim Hammons.
- Played for the Kansas City Royals Area Code Games team in 2015.
- Rated as the No. 5 high school player in the state of Washington by Baseball Northwest. Is the highest rated left-handed pitcher.
- As a senior, was first-team all-state and the Everett Herald Player of the Year.
- Played at the state of Washington All-Star Game.
- Went 6-0 with a 0.00 ERA as a senior. Posted 49 strikeouts in 33 innings and had a WHIP of 0.30. His strikeout-to-walk ratio was 17:1.
- Named first-team all-conference and first-team all area as a junior, in addition to being named second-team all-state.
- As a junior, was 11-0 with a 0.85 ERA in 11 games. Struck out 81 in 63 innings of work. Also batted .409 with five doubles and 12 RBI.
- As a sophomore, was named all-league honorable mention after going 2-2 with a 2.33 ERA in 10 appearances. Struck out 20 in 21 innings.

Personal

- Major is undecided.
- Born March 4, 1997 in Corona, Calif.
- Son of Jennifer and Michael Mulholland.
- Has two sisters, Devin and Cori.
- Enjoys ping pong, biking and fishing in his spare time.
- Favorite TV show is The Office.
- Wants to go into sports marketing or become a lawyer after his playing career.
- Chose Oregon State because "I felt that Oregon State would give me the best possible opportunity to better myself as a student as well as a baseball player. And to achieve the goal of winning the College World Series."



**Kyle
Nobach** #28
OF

Senior • 5'10" • 178 • 2L
Bats/Throws: R/R
Marysville, Wash.
Marysville/Everett CC

2016

- Pac-12 All-Academic Honorable Mention.
- Played in 50 games, starting 44, and batted .280 with seven doubles, one triple, two home runs and 24 RBI.
- Finished with 15 multi-hit games and eight multi-RBI efforts.
- Went 2-for-4 with two runs in the series finale against UCLA (5/29).
- Went 2-for-3 and drove home two on a double in the eighth against Oregon (5/13).
- Doubled twice, walked twice, drove in three and doubled twice in the series opener at Washington State (4/14).
- Drove in a run and went 2-for-3 with a double against Central Arkansas (4/8).
- Tallied a 2-for-3 night against San Diego State, tripling with a walk and a run scored (3/29).
- Homered, driving in two, in the opener versus San Diego State (3/28).
- Drove in three runs on the strength of a 2-for-4 night at Portland (3/22).
- Homered, scored twice and went 3-for-4 with two RBI in the series opener against San Francisco (3/11).
- Extended his hit streak to five games in a 1-for-2 effort against Kansas, driving home the game-winning runs in the sixth (2/28).
- Went 3-for-4 and scored three runs in the win over Kansas State (2/26).
- Scored a run, drove in a run and went 2-for-4 against Utah Valley (2/20).

2015

- All-Pac-12 Honorable Mention.
- Played in 52 games, starting 42, and batted .317 with 15 doubles, two home runs and 27 RBI.
- Homered, drove in three and scored four runs in a midweek win over Portland (5/13).
- Went 2-for-4 in the finale at Washington (5/2).
- Opened the series at Washington with a 2-for-5 effort (4/30).
- Drove home two runs and went 2-for-5 with two runs scored in the finale at Oregon (4/12).
- Doubled home a run in the seventh and went 1-for-3 against UCLA (4/3).
- Doubled, scored a run and went 2-for-4 against San Jose State (3/24).
- Doubled, drove in a run and went 2-for-5 in the win over Portland (3/10).
- Recorded four hits in five at bats against Portland, doubling and scoring three runs (3/4).
- Doubled home the game-winning runs against Grambling State (2/27).
- Hit a walkoff single, doubled and drove in two runs in his first career game, against Michigan State (2/14).

Everett Community College

- Played one season for the NWAAC school.
- Batted .321 as a freshman, collecting six doubles, three triples, one home run and 13 RBI in 30 games.

Marysville High School

- Lettered three years for head coach Kurt Koshelnik.
- Earned first-team all-league honors during his career.
- Batted .321 as a senior, finishing with seven doubles, two triples and two home runs.

- Hit .324 his junior season, hitting one home run.
- Batted .410 as a sophomore, finishing with three home runs.

Personal

- Major is sociology.
- Born April 24, 1995 in Everett, Wash.
- Son of Ginger and Brad Nobach.
- Has two sisters, Kristie and Kaitlin.
- Enjoys golfing, wakeboarding and going to breakfast with his grandfather in his spare time.
- Favorite professional athlete is Russell Wilson.
- Chose Oregon State because "I loved the coaches and how the program is run."

Nobach's Career Single-Game Highs

Hits: 3, vs Kansas State, Feb 26, 2016 ; San Francisco, Mar 11, 2016
Doubles: 2, at Washington State, Apr 14, 2016
Triples: 1, San Diego State, Mar 29, 2016
Home runs: 1, San Francisco, Mar 11, 2016 ; San Diego State, Mar 28, 2016
Total bases: 6, San Francisco, Mar 11, 2016
RBI: 3, at Washington State, Apr 14, 2016 ; at Portland, Mar 22, 2016
Runs scored: 3, vs Kansas State, Feb 26, 2016
Walks: 2, at Washington State, Apr 14, 2016 ; Stanford, May 01, 2016 ; Oregon, May 15, 2016
Hit by pitch: 1, 7 times
Struck out: 2, 9 times
Sac flies: 1, vs Minnesota, Feb 21, 2016 ; at California, Mar 26, 2016
Sac bunts: 1, 4 times
At bats: 5, 5 times
Stolen bases: 1, vs Kansas, Feb 28, 2016 ; San Francisco, Mar 13, 2016
Caught stealing: 1, at San Diego, Mar 04, 2016 ; Arizona State, Mar 18, 2016
Field chances: 4, vs Central Arkansas, Apr 09, 2016 ; San Diego State, Mar 29, 2016 ; UCLA, May 27, 2016
Putouts: 4, vs Central Arkansas, Apr 09, 2016 ; San Diego State, Mar 29, 2016 ; UCLA, May 27, 2016
Assists: 1, Stanford, Apr 29, 2016



**Tommy
Paul** #40
RHP

Sophomore • 6'6" • 206 • 1L
Bats/Throws: R/R
Sherwood, Ore.
Sherwood

2016

- Pitched in eight games, all in relief, and finished with a 1-0 record and 3.97 ERA in 11 1/3 innings. Struck out nine.
- Tossed a season-long three innings in relief against Portland, holding the Pilots to two hits with three strikeouts (5/10).
- Made his conference game debut against Stanford, holding the Cardinal scoreless while posting two strikeouts in 2 2/3 innings (4/30).
- Tossed 2 1/3 scoreless innings against San Diego State to earn the win in relief (3/29).
- Struck out four in 2 1/3 innings in collegiate debut versus Utah Valley (2/20).

Sherwood High School

- Lettered one year, 2015, for head coach Jon Strohmaier.
- Named all-state and all-league at first base and second team all-league on the mound.
- As a senior, went 7-2 with a 1.95 earned run average in 43 innings. Struck out 53.
- As a senior, batted .326 with six doubles, three triples and 18 runs

batted in.
• Also lettered two years in basketball at shooting guard.

Personal

- Majoring in business.
- Born June 10, 1997.
- Son of Marianne and Eric Paul.
- Has one brother, Charlle, and one sister, Katie.
- Member of National Honor Society and the Honor Roll in high school.
- Enjoys fly fishing in his spare time.
- Favorite pro athlete is Felix Hernandez and favorite movie is Black Hawk Down.
- Chose Oregon State because "it has always been a dream of mine to play D-1 baseball at Oregon State."

Paul's Career Single-Game Highs

Innings pitched: 3.0, vs Portland, May 10, 2016
Walks allowed: 3, Central Arkansas, Apr 10, 2016 ; vs Utah Valley, Feb 20, 2016
Strikeouts: 4, vs Utah Valley, Feb 20, 2016
Batters faced: 11, vs Utah Valley, Feb 20, 2016 ; vs Portland, May 10, 2016
Field chances: 1, Stanford, Apr 30, 2016 ; vs Portland, May 10, 2016
Putouts: 1, Stanford, Apr 30, 2016
Assists: 1, vs Portland, May 10, 2016
Runners CS: 1, vs William & Mary, Mar 05, 2016 ; San Diego State, Mar 29, 2016



Drew #25 Rasmussen RHP

R. Sophomore • 6'2" • 225 • 2L
Bats/Throws: R/R
Spokane, Wash.
Mt. Spokane

MLB First-Year Player Draft

- Selected in the 39th round of the 2014 MLB First-Year Player Draft by Arizona but did not sign.

2016

- Pac-12 All-Academic Honorable Mention.
- Made six starts, going 4-1 with a 3.41 ERA in 37 innings. Struck out 42 to 10 walks and limited opponents to a .198 batting average.
- Pac-12 Pitcher of the Week on March 14.
- Missed approximately half the season due to injury.
- Scattered five hits and two runs over 8 1/3 innings against Arizona State, picking up his fourth win of the season after striking out eight (3/18).
- Set a career-best with 12 strikeouts and scattered two hits and a run in six innings for the win over San Francisco (3/11).
- Scattered four hits and a run over seven innings against San Diego, striking out seven to earn the win (3/4).
- Started against Kansas State, going 6 2/3 innings with seven strikeouts (2/25).
- Made the opening day start against Ball State, scattering five hits and three runs over 5 2/3 innings to earn the win (2/19).

2015

- Pac-12 First Team.
- Collegiate Baseball, Baseball America, D1Baseball.com and NCBWA Freshman All-American.
- Pac-12 Pitcher of the Week (March 23).
- NCBWA National Pitcher of the Week (March 24).
- Pitched in 19 games, with 14 starts, and went 7-4 with a 2.80 ERA in 106 innings.
- Allowed opponents to bat .223 and struck out 82.

- Shut out California, allowing six hits with five strikeouts, in a complete-game effort (5/23).
- Scattered three hits and two runs in six innings against Stanford for his sixth win of the season (5/16).
- Threw 8 1/3 scoreless innings, allowing five hits, for the win over Utah (5/9).
- Allowed nine hits and six runs in 4 1/3 innings at Washington (5/1).
- Scattered seven hits and two runs in eight innings in a start against USC but did not figure in the decision (4/25).
- Took the loss despite allowing just three hits and two runs over seven innings against Arizona (4/18).
- Picked up his fourth win after scattering three hits and two runs in 6 1/3 innings at Oregon (4/11).
- Was saddled with the loss after allowing seven hits and four runs in 5 2/3 innings at UCLA (4/2).
- Took the loss after allowing six hits and four runs in 7 1/3 innings against Cal Poly (3/28).
- Threw the first perfect game in Oregon State history, striking out a career-best 10, to improve to 3-0 with a win over Washington State (3/21).
- Did not figure in the decision after scattering seven hits and a run in 6 2/3 innings at Arizona State (3/14).
- Tossed 7 1/3 innings against Fresno State, limiting the Bulldogs to eight hits and two runs - one earned - with five strikeouts for the win (3/7).
- Held Grambling State to four hits and one earned run while striking out nine in 7 2/3 innings against Grambling State (2/28).
- Tossed 3 2/3 innings of relief against Kansas, striking out seven while allowing just three hits and a run (2/22).
- Picked up a hold after allowing two hits with two strikeouts in 1 2/3 innings against Oklahoma State (2/19).
- Allowed three hits and three walks with three strikeouts in 2 1/3 scoreless innings against New Mexico (2/16).

Mt. Spokane High School

- Three-year letterwinner for head coach Alex Schuerman.
- Went 11-1 with a 0.57 ERA as a senior, garnering first-team all-state and first-team all-league honors.
- Also earned league MVP recognition and served as team captain.
- Struck out 115 in 85 innings as a senior.
- Was an all-state and all-league first-team selection as a junior after going 7-1 with a 1.28 ERA and 1.01 WHIP in 59 innings.
- Recorded 70 strikeouts.
- Also batted .280 with six doubles.
- As a sophomore, earned second-team all-league honors after going 6-3 with two saves in 15 games.
- Struck out 55 in 51 innings.
- Hit .250 with four doubles.
- Named as the No. 3 prospect in Washington by Baseball Northwest and is No. 7 in the entire Northwest.
- Competed for the Royals team at the 2013 Area Code Baseball Games.
- Also lettered three years in football, playing as a linebacker.

Personal

- Majoring in finance.
- Born July 27, 1995 in Puyallup, Wash.
- Son of Kim and Mark Rasmussen.
- Has one sister, Kendle.
- Enjoys fishing and hanging out in his spare time.
- Was on the Honor Roll at Mt. Spokane all four years.
- Chose Oregon State because it's "a great program, a great campus and a great environment to achieve both on and off the field goals."

Rasmussen's Career Single-Game Highs

Innings pitched: 8.1, Arizona State, Mar 18, 2016
Walks allowed: 2, 5 times
Strikeouts: 12, San Francisco, Mar 11, 2016
Batters faced: 30, Arizona State, Mar 18, 2016
Field chances: 2, Arizona State, Mar 18, 2016 ; at California, Mar 24, 2016
Putouts: 2, Arizona State, Mar 18, 2016
Assists: 1, 4 times



Adley Rutschman #35
C/IF

Freshman • 6'2" • 208 • HS
Bats/Throws: S/R
Sherwood, Ore.
Sherwood

MLB First-Year Player Draft

• Selected in the 40th round of the 2016 MLB First-Year Player Draft by Seattle but did not sign.

Oregon State Football

• Played for the Oregon State football team his freshman year. Served placekicker on kickoffs, averaging 59.5 yards per kick. Totaled 20 touchbacks.

Sherwood High School

- Three-year letterwinner, two for head coach Jon Strohmeier.
- As of his senior year, rated as the No. 2 high school player in the state of Oregon by Baseball Northwest.
- Ranked as the No. 427 high school player in the nation by Perfect Game.
- Named First-Team All-League and First-Team All-State after his junior year in which he batted .444 with seven doubles, two home runs and 13 RBI.
- During the summer, batted .482 with seven home runs, 29 RBI and seven stolen bases.
- As a sophomore, was named First-Team All-League and Second-Team All-State after batting .383 with six doubles, 23 RBI and seven stolen bases. On the mound, posted a 1.17 earned run average in six innings of work.
- Has also lettered four years in football, and earned All-League honors at kicker and linebacker and second-team All-State as a kicker.
- Booted a state-record 63-yard field goal as a senior in 2015.

Personal

- Major is undecided.
- Born Feb. 6, 1998 in Portland, Ore.
- Son of Carol and Randy Rutschman.
- Has one sister, Josie.
- Father, Randy, played collegiately at Linfield. Grandfather, Ad, was head football coach at Linfield until 1991.
- Enjoys golf and fishing in his spare time.
- Member of the National Honor Society in high school.
- Chose Oregon State because of "great coaching, the town and the school."



Zak Taylor #16
C/IF

Sophomore • 6'2" • 204 • 1L
Bats/Throws: R/R
Sherwood, Ore.
Sherwood

2016

- Played in seven games, making two starts. Batted .125 with three RBI.
- Picked up his first career hit and drove in a run in the win over San Diego (3/5).

Sherwood High School

- Rated as the No. 10 high school prospect in the state of Oregon by Baseball Northwest.
- Rated No. 367 nationally amongst high school prospects by Perfect Game.
- Played for the Royals Team at the 2014 Area Code Games.
- Four-year letterwinner for head coach Jon Strohmeier. Started all four seasons.
- Played in 28 games as a senior, and batted .329 with 13 doubles, one triple, two home runs and 24 RBI.
- First-Team All-League as both a pitcher and catcher as a junior and was named second-team All-State as a pitcher and honorable mention as a catcher.
- Batted .355 with nine doubles, two home runs, 16 RBI and eight stolen bases as a junior.
- As a sophomore, was named first-team all-league and helped guide Sherwood to a 5A State Championship.
- Batted .330 with eight doubles, one home run, 27 RBI and three stolen bases as a sophomore.
- Also went 4-1 with a 2.53 ERA in seven games.
- Opened his high school career by batting .290 with 10 doubles, one home run and 24 RBI as a freshman.
- Named second-team all-league his rookie campaign.
- Also lettered two seasons in football as a tight end and offensive lineman.

Personal

- Major is undecided.
- Born September 6, 1996 in Tualatin, Ore.
- Son of Holly and Mo Taylor.
- Was on National Honor Society and the Honor Roll in high school.
- Enjoys golf in his spare time.
- Favorite pro athlete is Miguel Cabrera.
- Favorite move is Bull Durham.
- Chose Oregon State because it's "an outstanding baseball program, to get a great education and it is close to home."

Taylor's Career Single-Game Highs

Hits: 1, at San Diego, Mar 05, 2016
Total bases: 1, at San Diego, Mar 05, 2016
RBI: 1, vs Kansas State, Feb 26, 2016 ; vs Kansas, Feb 27, 2016 ; at San Diego, Mar 05, 2016
Runs scored: 1, vs Kansas State, Feb 26, 2016
Walks: 1, vs Kansas, Feb 27, 2016
Hit by pitch: 1, vs Kansas State, Feb 26, 2016
Struck out: 1, at Utah, Apr 22, 2016 ; at San Diego, Mar 05, 2016 ; San Francisco, Mar 13, 2016
Sac flies: 1, vs Kansas, Feb 27, 2016
At bats: 3, at San Diego, Mar 05, 2016



Jake Thompson #44
RHP

R. Junior • 6'2" • 201 • 3L
Bats/Throws: R/R
Florence, Ore.
Siuslaw

MLB First-Year Player Draft

• Selected in the 34th round of the 2013 MLB First-Year Player Draft by the Chicago Cubs but did not sign.

2016

- Pac-12 All-Academic Honorable Mention.
- Pitched in 14 games, 13 starts, and went 3-3 with 4.28 ERA in 6 1/3

innings. Struck out 53.

- Did not figure in the decision after allowing Washington State six hits and three runs with seven strikeouts in six innings (4/15).
- Started and held Central Arkansas to three hits and two runs over 5 1/3 innings for his third win of the season (4/9).
- Stifled Arizona State, holding the Sun Devils to five hits and two walks in seven shutout innings for third second win of the season (3/19).
- Started, allowing three hits and a walk with three strikeouts, against San Francisco (3/12). Worked 4 2/3 innings.
- Shut down Kansas State, picking up the win after limiting the Wildcats to five hits and two walks with seven strikeouts in 6 2/3 innings (2/26).

2015

- Pitched in three games, all starts, and went 0-1 with a 9.95 ERA in 6 1/3 innings.
- Did not figure in the decision after allowing four hits and three runs in a start against Kansas (2/22).
- Allowed eight hits and four earned runs in four innings against New Mexico, taking the loss (2/16).

2014

- Appeared in 14 games, starting six, and went 3-2 with a 4.25 ERA in 36 innings.
- Struck out 23 and limited opponents to a .203 batting average.
- Pitched in five games in relief during Pac-12 play, going 0-0 with a 2.45 ERA in 3 2/3 innings.
- Finished with an inning of scoreless relief in the midweek win over Oregon (5/6).
- Earned his third win with five scoreless innings against Portland, tossing seven strikeouts while allowing just one hit (3/4).
- Tossed seven scoreless innings in a start against Pacific, striking out three, to get the win (2/17).

Siuslaw High School

- Four-year letterwinner for head coaches Josh Thomas-Dotson and Jim Dietz.
- Played in the Oregon 4A All-Star Game.
- League MVP his senior year.
- All-League pitcher as a senior.
- Went 7-2 his senior year, finishing with a 0.88 ERA and 105 strikeouts in 63 innings.
- League MVP in 2011 and all-league pitcher as a sophomore.
- Named all-league catcher as a freshman.
- First-team all-state as a utility player in 2011.
- As a junior, was 6-2 with a 1.35 ERA in 10 games.
- Struck out 87 in 52 innings of work.
- Has also lettered four years in football and three years in basketball.
- First-team all-league as a tight end in 2011 and honorable mention as a quarterback in 2010.
- First-team all-league in defense in basketball in 2010 and 2011

Personal

- Majoring in economics.
- Born September 22, 1994.
- Son of Pam and Jon Thompson.
- Has one brother, Joe.
- Enjoys fishing, golf, watching movies and playing basketball in his spare time.
- On National Honor Society in high school.
- On Honor Roll for four years.
- Favorite athlete is Prince Fielder.
- Chose Oregon State because of "the history and the closeness of the baseball team."

Thompson's Career Single-Game Highs


Innings pitched: 7.0, Arizona State, Mar 19, 2016

Walks allowed: 3, 5 times

Strikeouts: 7, at Washington State, Apr 15, 2016 ; vs Kansas State, Feb 26, 2016

Batters faced: 28, vs Kansas State, Feb 26, 2016 ; at California, Mar 25, 2016

Field chances: 3, vs Kansas State, Feb 26, 2016 ; Oregon, May 15, 2016
Putouts: 2, vs Kansas State, Feb 26, 2016



Sam #12 Tweedt RHP

R. Sophomore • 6'3" • 216 • 1L

Bats/Throws: R/R

Salem, Ore.

South Salem

2016

- Did not play due to injury.

2015

- Pitched in 21 games, with six starts, and was 8-1 with a 2.85 ERA in 47 1/3 innings.
- Opponents batted .207 against and he struck out 32.
- Held Oregon scoreless over six innings in a start, allowing three hits, but did not figure in the decision (5/19).
- Shut out Portland over six innings, scattering six hits, for his eighth win of the season (5/13).
- Scattered three hits and two unearned runs over 5 2/3 innings against Oregon for his seventh win of the season (5/5).
- Earned the win after tossing a perfect inning of relief against USC (4/25).
- Won his fourth game with an eight-inning start against San Jose State, scattering three hits and a run with four strikeouts (3/24).
- Earned his third win of the season after scattering four hits and three runs with six strikeouts in 5 1/3 innings against Portland (3/10).
- Made his first career start and struck out six with no walks, four hits allowed and one run against Portland, getting the win (3/4).
- Pitched three scoreless innings against Oklahoma, striking out three (2/21).
- Worked 2/3 innings for his first career win, coming against Michigan State (2/14).

South Salem High School

- Three-year letterwinner for head coach Josh Kerr.
- Named second-team all-league as a senior after going 6-4 with a 1.00 ERA in 13 games.
- Finished with 99 strikeouts in 70 innings and had a WHIP of 0.87 while opponents batted just .147 against him.
- Named second-team all-league at pitcher as a sophomore and first-team as a junior.
- Was voted second team offensively.
- Batted .365 with seven doubles, one triple, two home runs, 23 RBI and two stolen bases offensively as a junior.
- On the mound, went 4-5 with a 1.65 ERA in 12 games, striking out 46 in 63 2/3 innings of work.
- Competed for the Royals team at the 2013 Area Code Baseball Games.
- Named as the fourth-best prospect in the state of Oregon by Baseball Northwest.
- Also the No. 13 prospect in the Northwest.

Personal

- Major is finance.
- Born October 23, 1995.
- Son of Anne and Darin Tweedt.
- Has one sister, Madelein.
- Enjoys fishing, watching other sports and movies, collecting shoes and editing photography in his spare time.
- Was on Honor Roll all eight semesters of high school.
- Chose Oregon State because the "coaching staff is the best around and the program is top notch with a rich tradition."

Tweedt's Career Single-Game Highs

Innings pitched: 8.0, San Jose State, Mar 24, 2015
 Walks allowed: 3, vs Oklahoma, Feb 21, 2015 ; Oregon, May 05, 2015
 Strikeouts: 6, at Portland, Mar 04, 2015 ; Portland, Mar 10, 2015
 Batters faced: 27, San Jose State, Mar 24, 2015



Mitchell Verburg #32 RHP

Freshman • 6'2" • 186 • HS
 Bats/Throws: R/R
 Lake Oswego, Ore.
 Lake Oswego

Lake Oswego High School

- Three-year letterwinner for head coach Jake Anders.
- Rated as the No. 2 player in the state of Oregon and 238th nationally by Perfect Game. Played at the 2015 Area Code Games for the Kansas City Royals team.
- Rated as the No. 4 high school player in the state of Oregon by Baseball Northwest.
- Ranked as the No. 271 high school player in the nation by Perfect Game.
- Named to the Top Prospect Team at the Perfect Game National Showcase and the All-Tournament Team at the 17U Perfect Game World Series.
- As a junior, went 5-3 on the mound with a 2.14 ERA in 18 games. Struck out 95 in 74 innings. Offensively, batted .266 with 10 doubles, two home runs and 25 RBI.
- Went 3-1 his sophomore season, posting a 0.89 ERA in 14 games. Struck out 75 in 62 innings. Batted .294 with 12 doubles, two home runs and 34 RBI.
- As a sophomore, was selected by Baseball Northwest to play at the USA Baseball NTIS.
- Went 2-0 as a freshman, finishing with a 2.42 ERA. Pitched in seven games, and struck out 30 in 34 innings.
- Also lettered four seasons in football at quarterback and two years in basketball.

Personal

- Major is undecided.
- Born Jan. 28, 1998 in Portland, Ore.
- Son of Shawwna and Rick Verburg.
- Has one brother, Daniel.
- Enjoys fishing, school and billiards in his spare time.
- Aspires to be in the physical therapy business after his baseball career.
- Biggest athletic thrill to date is coming to Oregon State to play baseball.
- Chose Oregon State because of the "fit with the school and the best baseball program in the country."



Cade Warren #47 RHP

Freshman • 5'11" • 146 • HS
 Bats/Throws: R/R
 Miles City, Mont.
 Custer County District

Custer County District High School

- Did not play baseball for the high school program. Played club baseball.
- Played four years of club baseball for the Outlaw Baseball Club.

- Named the 2016 Player of the Year in the state of Montana by Perfect Game.
- As a senior, batted .408 with 19 doubles, three triples, three home runs and 55 RBI with 26 stolen bases.
- On the mound, as a senior, was 4-0 with a 0.45 ERA in eight games. Struck out 49 in 31 innings.

Personal

- Majoring in business.
- Born March 2, 1998.
- Son of Wendy and Lafe Warren.
- Has one brother, Brac, who plays for Oregon.
- Enjoys hunting, fishing, basketball and golf in his spare time.
- Favorite professional athlete is Clayton Kershaw.
- Chose Oregon State because "I always wanted to play in the Pac-12. I know Oregon State competes for a title every year and the program has great coaches."



Elliot Willy #14 OF

Freshman • 6'3" • 203 • HS
 Bats/Throws: R/R
 Bend, Ore.
 Bend

Bend High School

- Three-year letterwinner for head coach Adam Randall.
- Rated as the No. 5 high school player in the state of Oregon by Baseball Northwest.
- Ranked as the No. 394 high school player in the nation by Perfect Game.
- Batted .400 as a senior, collecting six home runs and 34 RBI in addition to 38 hits.
- First-Team All-State as a senior. Also played in the state of Oregon All-Star Game.
- 2015 Team MVP and First-Team All-League in addition to Second-Team All-State after batting .391 with eight doubles, six home runs and 33 RBI.
- As a sophomore, batted .405 with 22 doubles, three home runs and 21 RBI.
- Named First-Team All-State and First-Team All-League after his sophomore campaign.
- Lettered two years in basketball at the forward position in addition to one year at football as a free safety and wide receiver.

Personal

- Majoring in agriculture business management.
- Born June 6, 1997 in Coeur d'Alene, Idaho.
- Son of Theresa and Roy Willy.
- Has one brother, Seth, and one sister, Annika.
- Wants to own a farm or work on one when his playing career is over.
- Favorite professional athlete is Madison Bumgarner.
- Favorite thing about baseball is the battle between the batter and the pitcher.
- Chose Oregon State "for the blue-collar atmosphere and the team unity." Also because of the family atmosphere with both the school and the baseball program."



Zack #46
Zalesky C/IF

Freshman • 5'9" • 189 • HS
 Bats/Throws: L/R
 Corvallis, Ore.
 Corvallis

Personal

- Majoring in business.
- Born May 8, 1998 in Iowa City, Iowa.
- Son of Teri and Jim Zalesky. Father, Jim, is the Oregon State wrestling program's head coach.
- Has one brother, Luke, and two sisters, Nicolette and Jaelyn.
- Aspires to go into business marketing or finance in a sports company after his playing career because "I still want to be around sports."
- Favorite TV show is How I Met Your Mother and favorite movie is The Dark Knight.
- Has been active in the community in the past, volunteering at a soup kitchen.
- Chose Oregon State because of "the great atmosphere, the coaching staff, and the chance to win a national title."

Corvallis High School

- Three-year letterwinner for head coaches Jason Farrimond and Darren Bland.
- Named first-team all-state as both a junior and senior. Earned conference Most Valuable Player honors.
- As a sophomore, named first-team all-conference and was a second-team all-state selection.
- Also lettered three years in basketball, as a shooting guard. Named second-team all-conference as a junior.

Anderson, Jack

Year	Avg	GP	GS	AB	R	H	2B	3B	HR	RBI	TB	SLG%	BB	HBP	SO	GDP	OB%	SF	SH	SB	ATT	PO	A	E	FLD%
2015	.429	5	0	7	2	3	0	0	0	0	3	.429	2	0	2	0	.556	0	0	0	0	0	0	0	.000
2016	.271	49	33	140	22	38	4	0	0	22	42	.300	22	4	16	5	.383	1	3	1	3	85	2	2	.978
TOTAL	.279	54	33	147	24	41	4	0	0	22	45	.306	24	4	18	5	.392	1	3	1	3	85	2	2	.978

Atwood, Andy

Year	Avg	GP	GS	AB	R	H	2B	3B	HR	RBI	TB	SLG%	BB	HBP	SO	GDP	OB%	SF	SH	SB	ATT	PO	A	E	FLD%
2016	.211	22	7	19	8	4	2	0	0	3	6	.316	4	0	5	0	.333	1	0	0	0	4	0	0	1.000
TOTAL	.211	22	7	19	8	4	2	0	0	3	6	.316	4	0	5	0	.333	1	0	0	0	4	0	0	1.000

Britton, Jordan

Year	ERA	W	L	App	GS	CG	SHO	CBO	SV	IP	H	R	ER	BB	SO	2B	3B	HR	BF	B/Avg	WP	HBP	BK	SFA	SHA
2016	4.75	0	2	14	3	0	0	1	1	30.1	25	18	16	15	21	3	0	1	130	.236	1	3	2	0	6
TOTAL	4.75	0	2	14	3	0	0	1	1	30.1	25	18	16	15	21	3	0	1	130	.236	1	3	2	0	6

Cary, Elliott

Year	Avg	GP	GS	AB	R	H	2B	3B	HR	RBI	TB	SLG%	BB	HBP	SO	GDP	OB%	SF	SH	SB	ATT	PO	A	E	FLD%
2015	.258	36	24	93	17	24	1	1	1	13	30	.323	10	2	29	0	.343	0	1	1	3	35	2	1	.974
TOTAL	.258	36	24	93	17	24	1	1	1	13	30	.323	10	2	29	0	.343	0	1	1	3	35	2	1	.974

Church, Scotland

Year	Avg	GP	GS	AB	R	H	2B	3B	HR	RBI	TB	SLG%	BB	HBP	SO	GDP	OB%	SF	SH	SB	ATT	PO	A	E	FLD%
2015	.243	17	11	37	5	9	2	0	0	4	11	.297	1	0	5	1	.256	1	0	2	2	18	4	1	.957
2016	.000	0	0	0	0	0	0	0	0	0	0	.000	0	0	0	0	.000	0	0	0	0	3	6	0	1.000
TOTAL	.243	17	11	37	5	9	2	0	0	4	11	.297	1	0	5	1	.256	1	0	2	2	21	10	1	.969

Year	ERA	W	L	App	GS	CG	SHO	CBO	SV	IP	H	R	ER	BB	SO	2B	3B	HR	BF	B/Avg	WP	HBP	BK	SFA	SHA
2015	0.00	1	0	12	0	0	0	0	0	17.2	10	3	0	12	8	2	0	0	71	.179	2	1	0	0	2
2016	3.60	0	0	16	0	0	0	0	1	30.0	23	13	12	17	23	6	0	1	133	.215	1	7	0	1	1
TOTAL	2.27	1	0	28	0	0	0	0	1	47.2	33	16	12	29	31	8	0	1	204	.202	3	8	0	1	3

Donahue, Christian

Year	Avg	GP	GS	AB	R	H	2B	3B	HR	RBI	TB	SLG%	BB	HBP	SO	GDP	OB%	SF	SH	SB	ATT	PO	A	E	FLD%
2015	.287	51	47	174	33	50	6	1	0	14	58	.333	15	3	38	3	.352	1	8	9	15	68	133	11	.948
2016	.339	51	47	192	32	65	11	5	1	29	89	.464	15	3	30	3	.393	1	5	9	12	70	6	4	.950
TOTAL	.314	102	94	366	65	115	17	6	1	43	147	.402	30	6	68	6	.374	2	13	18	27	138	139	15	.949

Engelbrekt, Max

Year	ERA	W	L	App	GS	CG	SHO	CBO	SV	IP	H	R	ER	BB	SO	2B	3B	HR	BF	B/Avg	WP	HBP	BK	SFA	SHA
2013	1.30	5	1	22	0	0	0	1	5	27.2	21	5	4	10	20	5	1	0	113	.212	1	1	0	0	3
2014	2.84	0	1	17	0	0	0	1	1	12.2	13	5	4	4	7	1	0	0	57	.255	1	1	0	1	0
2016	2.92	3	3	25	0	0	0	1	11	37.0	35	14	12	14	39	6	1	1	163	.248	4	5	0	1	2
TOTAL	2.33	8	5	64	0	0	0	3	17	77.1	69	24	20	28	66	12	2	1	333	.237	6	7	0	2	5

Fehmel, Bryce

Year	ERA	W	L	App	GS	CG	SHO	CBO	SV	IP	H	R	ER	BB	SO	2B	3B	HR	BF	B/Avg	WP	HBP	BK	SFA	SHA
2016	2.31	10	1	26	6	1	1	0	2	70.0	58	22	18	23	51	9	1	4	293	.222	7	3	0	2	4
TOTAL	2.31	10	1	26	6	1	1	0	2	70.0	58	22	18	23	51	9	1	4	293	.222	7	3	0	2	4

Grenier, Cadyn

Year	Avg	GP	GS	AB	R	H	2B	3B	HR	RBI	TB	SLG%	BB	HBP	SO	GDP	OB%	SF	SH	SB	ATT	PO	A	E	FLD%
2016	.240	52	49	167	32	40	6	3	0	18	52	.311	22	4	34	1	.342	0	7	1	4	35	94	9	.935
TOTAL	.240	52	49	167	32	40	6	3	0	18	52	.311	22	4	34	1	.342	0	7	1	4	35	94	9	.935

2017 OREGON STATE BASEBALL

PLAYER BIOGRAPHIES

Twitter.com/BeaverBaseball
Instagram.com/BeaverBaseball
Facebook.com/OregonStateBaseball

Gretler, Michael

Table with 28 columns: Year, Avg, GP, GS, AB, R, H, 2B, 3B, HR, RBI, TB, SLG%, BB, HBP, SO, GDP, OB%, SF, SH, SB, ATT, PO, A, E, FLD%. Rows for 2015, 2016, and TOTAL.

Harrison, KJ

Table with 28 columns: Year, Avg, GP, GS, AB, R, H, 2B, 3B, HR, RBI, TB, SLG%, BB, HBP, SO, GDP, OB%, SF, SH, SB, ATT, PO, A, E, FLD%. Rows for 2015, 2016, and TOTAL.

Heimlich, Luke

Table with 28 columns: Year, ERA, W, L, App, GS, CG, SHO, CBO, SV, IP, H, R, ER, BB, SO, 2B, 3B, HR, BF, B/Avg, WP, HBP, BK, SFA, SHA. Rows for 2015, 2016, and TOTAL.

Hickey, Mitch

Table with 28 columns: Year, ERA, W, L, App, GS, CG, SHO, CBO, SV, IP, H, R, ER, BB, SO, 2B, 3B, HR, BF, B/Avg, WP, HBP, BK, SFA, SHA. Rows for 2015, 2016, and TOTAL.

Kwan, Steven

Table with 28 columns: Year, Avg, GP, GS, AB, R, H, 2B, 3B, HR, RBI, TB, SLG%, BB, HBP, SO, GDP, OB%, SF, SH, SB, ATT, PO, A, E, FLD%. Rows for 2015, 2016, and TOTAL.

Larnach, Trevor

Table with 28 columns: Year, Avg, GP, GS, AB, R, H, 2B, 3B, HR, RBI, TB, SLG%, BB, HBP, SO, GDP, OB%, SF, SH, SB, ATT, PO, A, E, FLD%. Rows for 2015, 2016, and TOTAL.

Madrugal, Nick

Table with 28 columns: Year, Avg, GP, GS, AB, R, H, 2B, 3B, HR, RBI, TB, SLG%, BB, HBP, SO, GDP, OB%, SF, SH, SB, ATT, PO, A, E, FLD%. Rows for 2015, 2016, and TOTAL.

Martinek, Christian

Table with 28 columns: Year, ERA, W, L, App, GS, CG, SHO, CBO, SV, IP, H, R, ER, BB, SO, 2B, 3B, HR, BF, B/Avg, WP, HBP, BK, SFA, SHA. Rows for 2015, 2016, and TOTAL.

Mets, Ryan

Table with 28 columns: Year, ERA, W, L, App, GS, CG, SHO, CBO, SV, IP, H, R, ER, BB, SO, 2B, 3B, HR, BF, B/Avg, WP, HBP, BK, SFA, SHA. Rows for 2015, 2016, and TOTAL.

Nobach, Kyle

Table with 28 columns: Year, Avg, GP, GS, AB, R, H, 2B, 3B, HR, RBI, TB, SLG%, BB, HBP, SO, GDP, OB%, SF, SH, SB, ATT, PO, A, E, FLD%. Rows for 2015, 2016, and TOTAL.

Paul, Tommy

Table with 28 columns: Year, ERA, W, L, App, GS, CG, SHO, CBO, SV, IP, H, R, ER, BB, SO, 2B, 3B, HR, BF, B/Avg, WP, HBP, BK, SFA, SHA. Rows for 2015, 2016, and TOTAL.

Rasmussen, Drew

Table with 28 columns: Year, ERA, W, L, App, GS, CG, SHO, CBO, SV, IP, H, R, ER, BB, SO, 2B, 3B, HR, BF, B/Avg, WP, HBP, BK, SFA, SHA. Rows for 2015, 2016, and TOTAL.

Taylor, Zak

Table with 28 columns: Year, Avg, GP, GS, AB, R, H, 2B, 3B, HR, RBI, TB, SLG%, BB, HBP, SO, GDP, OB%, SF, SH, SB, ATT, PO, A, E, FLD%. Rows for 2015, 2016, and TOTAL.

Thompson, Jake

Table with 28 columns: Year, ERA, W, L, App, GS, CG, SHO, CBO, SV, IP, H, R, ER, BB, SO, 2B, 3B, HR, BF, B/Avg, WP, HBP, BK, SFA, SHA. Rows for 2014, 2015, 2016, and TOTAL.

Tweedt, Sam

Table with 28 columns: Year, ERA, W, L, App, GS, CG, SHO, CBO, SV, IP, H, R, ER, BB, SO, 2B, 3B, HR, BF, B/Avg, WP, HBP, BK, SFA, SHA. Rows for 2015.

Arizona Wildcats

Arizona leads all-time series, 36-32 • **2016:** Arizona won series, 3-0



Yearly Results

Year	Home	Road	Neutral	Overall	Year	Home	Road	Neutral	Overall
1963	-	2-1	-	2-1	2012	1-2	-	-	1-2
1965	-	1-2	-	1-2	2013	-	3-0	-	3-0
1966	-	0-3	-	0-3	2014	-	2-1	-	2-1
1977	-	-	0-2	0-2	2015	2-1	-	-	2-1
1998	3-0	-	-	3-0	2016	-	0-3	-	0-3
1999	-	0-3	-	0-3					
2000	2-1	-	-	2-1					
2001	-	1-2	-	1-2					
2002	2-1	-	-	2-1					
2003	-	1-2	-	1-2					
2004	1-2	-	-	1-2					
2005	-	1-2	-	1-2					
2006	2-1	-	-	2-1					
2007	-	0-3	-	0-3					
2008	2-1	-	-	2-1					
2009	-	2-1	-	2-1					
2010	2-1	-	-	2-1					
2011	-	2-1	-	2-1					

Series Breakdown

All-Time	32-36
At OSU	17-10
At Arizona	15-24
Neutral	0-2

Last 10 Meetings

Year	Location	Result
2013	R	W, 8-4
2014	R	W, 11-2
2014	R	L, 2-11
2014	R	W, 11-0
2015	H	W, 3-1
2015	H	L, 1-3
2015	H	W, 5-3
2016	R	L, 1-6
2016	R	L, 1-4
2016	R	L, 5-6

Series Superlatives

Last OSU 3-gm. sweep, at OSU 1998
 Last OSU 3-gm. sweep, at UA 2013
 Last UA 3-gm. sweep, at UA 2016
 Last UA 3-gm. sweep, at OSU Never

Most runs scored vs. UA 14, 2007
 Most runs allowed vs. UA 20, 2003
 Largest margin of victory 11, 2014 (11-0)
 Largest margin of defeat 18, 2011 (0-18)
 Longest winning streak 3 gms, 5x, last: 2013
 Longest win streak, at OSU 4 gms, 2008-10
 Longest win streak, at UA 6 gms, 2011-14

Longest losing streak 7 gms, 1965-77
 Longest losing streak, at OSU 2 gms-2x, 2006-08, 2012
 Longest losing streak, at UA 5 gms, 1965-66
 Last OSU shutout 2014 (11-0)
 Last UA shutout 2011 (18-0)

Arizona State Sun Devils

Arizona State leads all-time series, 48-32 • **2016:** Oregon State won series, 3-0



Yearly Results

Year	Home	Road	Neutral	Overall	Year	Home	Road	Neutral	Overall
1963	-	2-2	-	2-2	2007	0-3	-	2-0	2-3
1965	-	0-4	-	0-4	2008	-	2-2	-	2-2
1966	-	3-0	-	3-0	2009	2-1	0-1	-	2-2
1967	-	2-1	-	2-1	2010	-	1-2	0-1	1-3
1970	-	-	0-1	0-1	2011	3-0	-	-	3-0
1971	-	-	0-1	0-1	2012	-	0-3	-	0-3
1976	-	-	0-2	0-2	2013	2-1	-	-	2-1
1977	-	0-1	-	0-1	2014	1-2	-	-	1-2
1985	-	-	1-0	1-0	2015	-	1-2	-	1-2
1989	-	-	0-1	0-1	2016	3-0	-	-	3-0
1999	1-2	-	-	1-2					
2000	-	1-2	-	1-2					
2001	2-1	-	-	2-1					
2002	-	0-4	-	0-4					
2003	1-2	-	0-1	1-3					
2004	-	0-3	-	0-3					
2005	2-1	1-0	-	3-1					
2006	-	1-2	1-0	2-2					

Series Breakdown

All-Time	32-48
At OSU	17-13
At Arizona State	11-28
Neutral	4-7

Last 10 Meetings

Year	Location	Result
2013	H	W, 4-3
2014	H	W, 4-0
2014	H	L, 2-3
2014	H	L, 3-7
2015	R	W, 1-0
2015	R	L, 3-4
2015	R	L, 4-7
2016	H	W, 3-2
2016	H	W, 12-2
2016	H	W, 7-3

Series Superlatives

Last OSU 3-gm. sweep, at OSU 2016
 Last OSU 3-gm. sweep, at ASU 1966
 Last ASU 3-gm. sweep, at ASU 2012
 Last ASU 3-gm. sweep, at OSU 2007

Most runs scored vs. ASU 13, 2x, last: 1985
 Most runs allowed vs. ASU 21, 1999
 Largest margin of victory 11, 2x, 2006 (11-0)
 Largest margin of defeat 12, 1999 (9-21)
 Longest winning streak 5 gms, 1966-67
 Longest win streak, at OSU 5 gms, 2009-11
 Longest win streak, at ASU 5 gms, 1966-67

Longest losing streak. 6 gms, 2x, last: 2002-03
 Longest losing streak, at OSU. 4 gms, 2007-09
 Longest losing streak, at ASU. 8 gms, 2000-04
 Last OSU shutout 2015 (1-0)
 Last ASU shutout 2013 (4-0)

California Golden Bears

California leads all-time series, 43-39 • 2016: California won series, 3-0



Yearly Results

Year	Home	Road	Neutral	Overall	Year	Home	Road	Neutral	Overall
1916	-	0-3	-	0-3	2002	-	0-3	-	0-3
1920	-	1-1	-	1-1	2003	1-2	-	-	1-2
1953	-	0-1	-	0-1	2004	-	2-1	-	2-1
1955	-	0-1	-	0-1	2005	3-0	-	-	3-0
1961	-	0-1	-	0-1	2006	-	3-0	-	3-0
1964	-	0-1	-	0-1	2007	2-1	-	-	2-1
1967	-	1-1	-	1-1	2008	-	1-2	-	1-2
1968	0-3	-	-	0-3	2009	3-0	-	-	3-0
1969	0-1	0-2	1-0	1-3	2010	-	0-3	-	0-3
1970	-	1-1	-	1-1	2011	2-1	-	-	2-1
1971	0-2	-	-	0-2	2012	-	3-0	-	3-0
1975	-	-	1-0	1-0	2013	3-0	-	-	3-0
1978	-	-	0-1	0-1	2014	-	3-0	-	3-0
1993	-	-	0-1	0-1	2015	2-1	-	-	2-1
1997	-	1-2	-	1-2	2016	-	0-3	-	0-3
1999	1-2	-	-	1-2					
2000	-	2-1	-	2-1					
2001	2-1	-	-	2-1					

Series Breakdown

All-Time	39-43
At OSU	19-14
At California	18-27
Neutral	2-2

Last 10 Meetings

Year	Home	W	L
2013	H	6	4
2014	R	10	4
2014	R	9	3
2014	R	5	0
2015	H	4	0
2015	H	9	0
2015	H	3	7
2016	R	2	6
2016	R	0	5
2016	R	3	5

Series Superlatives

Last OSU 3-gm. sweep, at OSU	2013
Last OSU 3-gm. sweep, at CAL	2014
Last CAL 3-gm. sweep, at CAL	2016
Last CAL 3-gm. sweep, at OSU	1968

Most runs scored vs. CAL	15, 2x, last: 2004
Most runs allowed vs. CAL	19, 2003
Largest margin of victory	13, 1997 (15-2)
Largest margin of defeat	12, 2x, last: 1997 (14-2)
Longest winning streak	12 gms, 2011-15
Longest win streak, at OSU	6 gms, 2011-15
Longest win streak, at CAL	6 gms, 2012-14

Longest losing streak	5 gms, 1953-67
Longest losing streak, at OSU	7 gms, 1968-99
Longest losing streak, at CAL	5 gms, 1953-67
Last OSU shutout	2015 (9-0)
Last CAL shutout	2016 (5-0)

Oregon Ducks

Oregon State leads all-time series, 174-162 • 2016: Oregon won series, 3-2



Yearly Results (1932-pres.)

Year	H	R	N	O	Year	H	R	N	O
1932	0-2	2-0	-	2-2	1952	1-2	2-1	-	3-3
1933	1-1	2-1	-	3-2	1953	0-1	1-1	-	1-2
1934	0-2	0-2	-	0-4	1954	0-2	1-2	-	1-4
1935	1-1	0-2	-	1-3	1955	1-1	1-1	-	2-2
1936	1-1	1-1	-	2-2	1956	1-1	0-1	-	1-2
1937	0-1	0-3	-	0-4	1957	1-1	1-1	-	2-2
1938	1-1	0-2	-	1-3	1958	1-0	1-0	-	2-0
1939	1-1	0-2	-	1-3	1959	2-1	1-0	-	3-1
1940	2-0	2-0	-	4-0	1960	2-0	0-1	-	2-1
1941	0-2	1-1	-	1-3	1961	1-1	2-0	-	3-1
1942	0-1	1-1	-	1-2	1962	1-1	1-1	-	2-2
1943	1-1	1-1	-	2-2	1963	1-1	1-1	-	2-2
1946	2-0	1-1	-	3-1	1964	0-2	2-0	-	2-2
1947	1-1	0-2	-	1-3	1965	1-2	1-2	-	2-4
1948	0-1	1-1	-	1-2	1966	1-2	1-2	-	2-4
1949	1-0	0-2	-	1-2	1967	0-2	1-0	-	1-2
1950	1-1	1-1	-	2-2	1968	-	0-2	-	0-2
1951	3-0	2-1	-	5-1	1969	2-0	1-0	-	3-0
					1970	0-1	1-1	-	1-2
					1971	1-1	1-0	-	2-1
					1972	0-3	0-3	-	0-6
					1973	1-2	0-3	-	1-5
					1974	2-1	0-3	-	2-4
					1975	3-0	1-2	-	4-2
					1976	3-1	2-0	-	5-1
					1977	2-1	3-0	-	5-1
					1978	1-1	1-1	-	2-2
					1979	2-1	2-1	-	4-2
					1980	3-0	1-2	-	4-2
					1981	2-1	2-1	-	4-2
					2009	2-0	1-0	1-1	5-1
					2010	3-0	0-1	1-0	4-1
					2011	1-1	0-3	-	1-4
					2012	3-0	1-1	-	4-1
					2013	0-1	2-1	-	2-2
					2014	3-0	1-1	-	4-1
					2015	1-1	1-2	-	2-3
					2016	1-2	1-1	-	2-3

Series Breakdown

All-Time	174-162
At OSU	93-75
At Oregon	78-85
Neutral	3-1

Last 10 Meetings

Year	Home	W	L
2015	R	2	3
2015	R	4	2
2015	R	9	10
2015	H	10	2
2015	H	2	3
2016	R	11	10
2016	R	6	7
2016	H	4	7
2016	H	6	3
2016	H	3	6

Series Superlatives (All-Time)

Last OSU 3-gm. sweep, at OSU	2014
Last OSU 3-gm. sweep, at UO	1977
Last UO 3-gm. sweep, at UO	2011
Last UO 3-gm. sweep, at OSU	1972

Most runs scored vs. UO	22, 2x, last: 1939
Most runs allowed vs. UO	21, 1918
Largest margin of victory	18, 1950 (20-2)
Largest margin of defeat	14, 1918 (21-7)
Longest winning streak	10 gms, 1922-24
Longest win streak, at OSU	7 gms, 2x, last: 1981-2010
Longest win streak, at UO	8 gms, 1930-33

Longest losing streak	7 gms, 2x, last: 1971-72
Longest losing streak, at OSU	5 gms, 1939-43
Longest losing streak, at UO	10 gms, 1972-75
Last OSU shutout	2013 (9-0)
Last UO shutout	2013 (3-0)

Stanford Cardinal



Stanford leads all-time series, 44-41 • **2016:** Oregon State won series, 2-1

Yearly Results

Year	Home	Road	Neutral	Overall	Year	Home	Road	Neutral	Overall
1920	2-0	0-2	-	2-2	2002	2-1	-	-	2-1
1955	-	0-1	-	0-1	2003	-	1-2	-	1-2
1964	-	2-0	-	2-0	2004	1-2	-	-	1-2
1967	-	0-2	-	0-2	2005	-	2-1	-	2-1
1968	1-0	0-2	-	1-2	2006	5-0	-	-	5-0
1969	0-2	0-1	-	0-3	2007	-	2-1	-	2-1
1970	-	2-0	0-1	2-1	2008	1-2	-	-	1-2
1971	1-1	-	0-1	2-1	2009	-	2-1	-	2-1
1976	-	-	0-1	0-1	2010	0-3	-	-	0-3
1977	-	-	0-1	0-1	2011	-	3-0	-	3-0
1978	-	-	0-1	0-1	2012	2-1	-	-	2-1
1982	-	0-2	-	0-2	2013	-	3-0	-	3-0
1983	-	0-1	-	0-1	2014	3-0	-	-	3-0
1985	-	0-1	-	0-1	2015	-	3-0	-	3-0
1986	-	-	0-1	0-1	2016	2-1	-	-	2-1
1999	-	0-3	-	0-3					
2000	1-2	-	-	1-2					
2001	-	0-3	-	0-3					

Series Breakdown

All-Time	41-44
At OSU	21-15
At Stanford	20-23
Neutral	0-6

Last 10 Meetings

2013	R	W, 5-4
2014	H	W, 4-1
2014	H	W, 1-0
2014	H	W, 2-1
2015	R	W, 5-2
2015	R	W, 7-5
2015	R	W, 12-3
2016	H	W, 3-2
2016	H	L, 0-6
2016	H	W, 11-4

Series Superlatives

Last OSU 3-gm. sweep, at OSU.....2014
 Last OSU 3-gm. sweep, at STAN.....2015
 Last STAN 3-gm. sweep, at STAN.....2001
 Last STAN 3-gm. sweep, at OSU.....2010

Most runs scored vs. STAN.....15, 2006
 Most runs allowed vs. STAN.....22, 2001
 Largest margin of victory.....15, 2006 (15-0)
 Largest margin of defeat.....17, 2001 (22-5)
 Longest winning streak.....12 gms, 2012-16
 Longest win streak, at OSU.....6 gms, 2006-08
 Longest win streak, at STAN.....10 gms, 2009-15
 Longest losing streak.....13 gms, 1971-2000

Longest losing streak, at OSU... 6 gms, 2008-12
 Longest losing streak, at STAN11 gms,
1982-2003
 Last OSU shutout.....2014 (1-0)
 Last STAN shutout.....2016 (6-0)

UCLA Bruins

UCLA leads all-time series, 36-34 • **2016:** Oregon State won series, 3-0



Yearly Results

Year	Home	Road	Neutral	Overall	Year	Home	Road	Neutral	Overall
1967	2-0	-	-	2-0	2010	1-2	-	-	1-2
1968	0-1	0-2	-	0-3	2011	-	2-1	-	2-1
1969	0-2	0-1	-	0-3	2012	2-1	-	-	2-1
1970	0-2	-	0-1	0-3	2013	-	2-1	-	2-1
1971	-	0-2	-	0-2	2014	3-0	-	-	3-0
1985	-	-	1-0	1-0	2015	-	1-2	-	1-2
1998	3-0	-	-	3-0	2016	3-0	-	-	3-0
1999	-	1-2	-	1-2					
2000	0-3	-	-	0-3					
2001	-	1-2	-	1-2					
2002	1-2	-	-	1-2					
2003	-	1-2	-	1-2					
2004	1-2	-	-	1-2					
2005	-	3-0	-	3-0					
2006	1-1	-	-	1-1					
2007	-	2-1	-	2-1					
2008	2-1	-	-	2-1					
2009	-	1-2	-	1-2					

Series Breakdown

All-Time	34-36
At OSU	19-17
At UCLA	14-18
Neutral	1-1

Last 10 Meetings

2013	R	W, 5-2
2014	H	W, 4-2
2014	H	W, 9-3
2014	H	W, 11-2
2015	R	W, 3-2
2015	R	L, 1-4
2015	R	L, 5-10
2016	H	W, 1-0
2016	H	W, 3-0
2016	H	W, 6-0

Series Superlatives

Last OSU 3-gm. sweep, at OSU.....2016
 Last OSU 3-gm. sweep, at UCLA.....2005
 Last UCLA 3-gm. sweep, at UCLA.....Never
 Last UCLA 3-gm. sweep, at OSU.....2000

Most runs scored vs. UCLA.....19, 1998
 Most runs allowed vs. UCLA.....18, 2000
 Largest margin of victory.....14, 1998 (19-5)
 Largest margin of defeat.....15, 1999 (15-0)
 Longest winning streak.....6 gms, 2013-15
 Longest win streak, at OSU.....6 gms, 2014-16
 Longest win streak, at UCLA.....6 gms, 2003-07
 Longest losing streak.....11 gms, 1968-71

Longest losing streak, at OSU.....5 gms, 1968-70
 Longest losing streak, at UCLA ..5 gms, 1968-71
 Last OSU shutout.....2016 (6-0)
 Last UCLA shutout.....2012 (4-0)

USC Trojans



USC leads all-time series, 52-30 • **2016:** Oregon State won series, 2-1

Yearly Results

Year	Home	Road	Neutral	Overall	Year	Home	Road	Neutral	Overall
1951	-	1-2	-	1-2	2005	4-2	-	-	4-2
1952	2-0	-	-	2-0	2006	-	1-2	-	1-2
1958	0-2	-	-	0-2	2007	2-1	-	-	2-1
1963	1-2	-	-	1-2	2008	-	0-3	-	0-3
1967	1-1	-	-	1-1	2009	1-2	-	-	1-2
1968	-	0-1	-	0-1	2010	-	2-1	-	2-1
1969	0-1	0-2	-	0-3	2011	1-2	-	-	1-2
1970	-	-	0-2	0-2	2012	-	1-2	-	1-2
1971	-	0-2	-	0-2	2013	3-0	-	-	3-0
1976	-	0-1	-	0-1	2014	-	1-2	-	1-2
1977	-	0-1	-	0-1	2015	2-1	-	-	2-1
1998	-	1-2	-	1-2	2016	-	2-1	-	2-1
1999	0-3	-	-	0-3					
2000	-	0-3	-	0-3					
2001	1-2	-	-	1-2					
2002	-	1-2	-	1-2					
2003	0-3	-	-	0-3					
2004	-	2-1	-	2-1					

Series Breakdown

All-Time	30-52
At OSU	18-22
At USC	12-28
Neutral	0-2

Last 10 Meetings

2013	H	W, 6-1
2014	R	L, 2-4
2014	R	W, 2-0
2014	R	L, 1-3
2015	H	L, 3-11
2015	H	W, 3-2
2015	H	W, 9-6
2016	R	W, 3-1
2016	R	L, 1-10
2016	R	W, 4-1

Series Superlatives

Last OSU 3-gm. sweep, at OSU2013
 Last OSU 3-gm. sweep, at USCNever
 Last USC 3-gm. sweep, at USC2008
 Last USC 3-gm. sweep, at OSU2003

Most runs scored vs. USC13, 2x, last: 2002
 Most runs allowed vs. USC16, 2x, last: 2000
 Largest margin of victory11, 1951 (12-1)
 Largest margin of defeat15, 1958 (15-0)
 Longest winning streak4 gms, 2004-05
 Longest win streak, at OSU3 gms, 2013
 Longest win streak, at USC3 gms, 2004-06

Longest losing streak13 gms, 1967-98
 Longest losing streak, at OSU4 gms, 2x,
last: 2001-03
 Longest losing streak, at USC...10 gms, 1951-98
 Last OSU shutout2014 (2-0)
 Last USC shutout2002 (7-0)

Utah Utes

Oregon State leads all-time series, 19-3-1 • **2016:** Oregon State won series, 3-1



Yearly Results

Year	Home	Road	Neutral	Overall
1973	-	-	2-0	2-0
1993	-	-	1-1	1-1
1996	-	-	1-0	1-0
2004	-	-	1-0	1-0
2010	1-0	-	-	1-0
2012	-	2-1	-	2-1
2013	3-0	-	-	3-0
2014	-	3-0	-	3-0
2015	2-0-1	-	-	2-0-1
2016	-	2-1	1-0	3-1

Series Breakdown

All-Time	19-3-1
At OSU	6-0-1
At Utah	7-2
Neutral	6-1

Last 10 Meetings

2014	R	W, 6-1
2014	R	W, 5-1
2014	R	W, 8-0
2015	H	W, 3-0
2015	H	W, 2-0
2015	H	T, 2-2
2016	N	W, 10-2
2016	R	W, 10-4
2016	R	W, 7-2
2016	R	L, 6-7

Series Superlatives

Last OSU 3-gm. sweep, at OSU2013
 Last OSU 3-gm. sweep, at UTAH2014
 Last USC 3-gm. sweep, at USCNever
 Last USC 3-gm. sweep, at UTAHNever

Most runs scored vs. UTAH11, 2012
 Most runs allowed vs. UTAH10, 2012
 Largest margin of victory 8-2x, last: 2016 (10-2)
 Largest margin of defeat4, 1993 (7-3)
 Longest winning streak9 gms, 2012-15
 Longest win streak, at OSU6 gms, 2010-15
 Longest win streak, at UTAH6 gms, 2012-16

Longest losing streak1 gm, 3x, last: 2016
 Longest losing streak, at OSUNever
 Longest losing streak, at UTAH1 gm, 2x,
last: 2016
 Last OSU shutout2015 (2-0)
 Last UTAH shutoutNever

Washington Huskies

Oregon State leads all-time series, 236-192-2 • **2016:** Oregon State won series, 2-1



Yearly Results (1961-pres.)

Year	H	R	N	O
1961	1-0	1-1	-	2-1
1962	2-0	2-0	-	4-0
1963	2-0	2-0	-	4-0
1964	2-0	0-2	-	2-2
1965	1-2	3-0	-	4-2
1966	2-1	0-3	-	2-4
1967	1-0	-	-	1-0
1968	2-0	1-0	1-0	4-0
1969	1-0	2-0	-	3-0
1970	1-0	-	1-0	1-0
1971	2-0	1-0	-	3-0
1972	2-3	-	-	2-3
1973	3-0	1-2	-	4-2
1974	3-0	1-2	0-1	4-3
1975	3-0	3-0	-	6-0
1976	4-0	1-1	-	5-1
1977	3-0	2-1	-	5-1
1978*	1-3	1-0	-	2-3

Year	H	R	N	O
1979	0-3	0-3	-	0-6
1980	1-0	2-2	-	3-2
1981	2-1	2-1	-	4-2
1982	2-0	1-1	-	3-1
1983	1-1	1-1	1-0	3-2
1984	2-0	1-1	1-0	4-1
1985	1-1	1-1	1-0	3-2
1986	2-0	1-1	1-1	4-2
1987	1-1	1-1	0-1	2-3
1988	1-1	2-0	-	3-1
1989	2-0	1-1	-	3-1
1990	1-1	1-1	2-1	4-3
1991	2-0	1-1	2-0	5-1
1992	2-1	0-3	-	2-4
1993	1-2	-	1-2	2-4
1994	1-2	1-2	1-0	3-4
1995	3-0	0-3	-	3-3
1996	3-1	1-3	-	4-4
1997	2-2	2-2	-	4-4

Year	H	R	N	O
1998	2-2	1-3	-	3-5
1999	0-2	1-2	-	1-4
2000	2-1	2-0	-	4-1
2001	1-1	1-2	-	2-3
2002	1-2	-	-	1-2
2003	0-2	1-2	-	1-4
2004	1-2	2-0	1-0	4-2
2005	-	3-0	-	3-0
2006	2-1	-	-	2-1
2007	-	1-1	0-1	1-2
2008	2-1	-	-	2-1
2009	-	0-2	1-0	1-2
2010	2-1	-	-	2-1
2011	-	1-1	1-0	2-1
2012	2-1	-	-	2-1
2013	-	1-2	-	1-2
2014	2-1	-	1-0	3-1
2015	-	2-1	-	2-1
2016	2-1	-	-	2-1

Series Breakdown

All-Time.....	236-192-2
At OSU.....	135-73
At Washington.....	85-112-2
Neutral.....	16-7

Last 10 Meetings

2014	N	W, 3-2
2014	H	L, 2-4
2014	H	W, 1-0
2014	H	W, 3-0
2015	R	W, 4-2
2015	R	L, 6-8
2015	R	W, 4-1
2016	H	W, 10-1
2016	H	W, 5-4
2016	H	L, 2-3

Series Superlatives (All-Time)

Last OSU 3-gm. sweep, at OSU.....	1995
Last OSU 3-gm. sweep, at UW.....	2005
Last UW 3-gm. sweep, at UW.....	1995
Last UW 3-gm. sweep, at OSU.....	1979

Most runs scored vs. UW.....	32, 1954
Most runs allowed vs. UW.....	26, 2004
Largest margin of victory.....	25, 1954 (32-7)
Largest margin of defeat.....	14, 1992 (20-6)
Longest winning streak.....	12 gms, 1967-71
Longest win streak, at OSU.....	17 gms, 1972-77
Longest win streak, at UW.....	5 gms, 2004-05

Longest losing streak....	7 gms, 2x, last: 1978-79
Longest losing streak, at OSU....	6 gms, 1992-94
Longest losing streak, at UW	8 gms, 1992-95
Last OSU shutout.....	2014 (3-0)
Last UW shutout.....	1995 (2-0)

Washington State Cougars

Washington State leads all-time series, 230-202-2 • **2016:** WSU won series, 2-1



Yearly Results (1961-pres.)

Year	H	R	N	O
1961	2-0	0-2	-	2-2
1962	1-0	1-1	-	2-1
1963	2-0	1-1	-	3-1
1964	2-0	0-2	-	2-2
1965	0-3	1-2	-	1-5
1966	0-3	0-2	-	0-5
1967	2-0	-	0-1	2-1
1968	1-0	1-1	-	2-1
1969	2-0	1-0	-	3-0
1970	-	0-1	1-0	1-1
1971	-	0-2	-	0-2
1972	0-3	0-3	-	0-6
1973	0-3	0-3	-	0-6
1974	0-3	0-3	-	0-6
1975	-	3-4	0-1	3-5
1976	2-1	0-3	1-0	3-4
1977	1-2	1-2	-	2-4
1978	1-2	1-2	1-0	3-4

Year	H	R	N	O
1979	-	0-3	0-1	0-4
1980	1-2	0-3	-	1-5
1981	1-1	2-2	1-1	4-4
1982	2-0	1-1	0-1	2-3
1983	2-0	0-2	0-2	2-4
1984	1-1	1-1	0-3	2-5
1985	1-1	1-1	2-0	4-2
1986	0-1	1-1	1-0	2-2
1987	1-1	0-2	0-1	1-4
1988	-	1-3	0-1	1-4
1989	0-2	2-0	0-1	2-3
1990	1-1	1-1	0-1	2-3
1991	1-1	0-2	-	1-3
1992	1-2	2-1	-	3-3
1993	2-0	1-2	-	2-3
1994	3-0	3-0	-	6-0
1995	1-1	1-3	-	2-4
1996	4-0	1-3	-	5-3
1997	3-1	4-0	1-0	8-1

Year	H	R	N	O
1998	3-2	1-2	-	4-4
1999	3-0	-	0-3	3-3
2000	2-1	1-2	-	3-3
2001	3-0	-	2-1	5-1
2002	3-0	3-0	-	6-0
2003	1-2	-	1-1	2-3
2004	-	1-2	-	1-2
2005	3-0	-	-	3-0
2006	-	3-0	-	3-0
2007	1-2	-	-	1-2
2008	-	1-2	-	1-2
2009	1-2	-	-	1-2
2010	-	1-2	-	1-2
2011	2-1	-	-	2-1
2012	-	2-1	-	2-1
2013	2-1	-	-	2-1
2014	-	2-1	-	2-1
2015	3-0	-	-	3-0
2016	-	1-2	-	1-2

Series Breakdown

All-Time.....	202-230-2
At OSU.....	109-78
At WSU.....	95-131-2
Neutral.....	18-21

Last 10 Meetings

2013	H	W, 7-6
2014	R	L, 1-4
2014	R	W, 12-5
2014	R	W, 8-1
2015	H	W, 5-2
2015	H	W, 3-0
2015	H	W, 2-1
2016	R	W, 12-3
2016	R	L, 5-7
2016	R	L, 3-8

Series Superlatives (All-Time)

Last OSU 3-gm. sweep, at OSU.....	2015
Last OSU 3-gm. sweep, at WSU.....	2006
Last WSU 3-gm. sweep, at WSU.....	1980
Last WSU 3-gm. sweep, at OSU.....	1974

Most runs scored vs. WSU.....	29, 1955
Most runs allowed vs. WSU.....	26, 1973
Largest margin of victory.....	17, 1955 (29-12)
Largest margin of defeat.....	20, 1973 (26-6)
Longest winning streak.....	9 gms, 2001-02
Longest win streak, at OSU.....	8 gms, 2x, last: 1995-97
Longest win streak, at WSU.....	5 gms, 1996-97

Longest losing streak.....	22 gms, 1971-75
Longest losing streak, at OSU.....	9 gms, 1972-74
Longest losing streak, at WSU.....	13 gms, 1970-75
Last OSU shutout.....	2015 (3-0)
Last WSU shutout.....	2011 (2-0)

Abilene Christian

First Meeting

Ball State

Oregon State leads, 1-0

Home: 0-0

Road: 0-0

Neutral: 1-0

Year Location Result

2016 Neutral W 7-6

Longest Win Streak

1 game (2016)

Duke

Duke leads, 1-0

Home: 0-0

Road: 0-0

Neutral: 0-1

Year Location Result

1952 Neutral L 7-18

Longest Win Streak

None

Gonzaga

Oregon State leads, 64-33

Home: 26-11

Road: 26-18

Neutral: 12-4

Year Location Result

1919 Road W 5-2

1921 Road W 3-2

1922 Road W 8-6

1924 Road L 6-7

1925 Road W 4-3

1975 Neutral W 5-2

1980 Road W 5-3

Road L 6-8

1981 Neutral W 8-1

1982 Road W 6-5

Road L 7-11

Home L 3-6

Home W 10-9

1983 Home W 3-2

Home W 9-3

Road W 10-1

Road W 10-6

1984 Road L 1-8

Road L 6-15

1985 Road L 3-5

Road L 2-9

Home W 8-4

Home W 15-8

1986 Home W 7-3

Home W 11-4

Road W 9-6

Road W 10-8

1987 Home L 4-6

Home W 8-5

Road W 9-0

Road W 10-8

1988 Home W 6-5

Home L 3-12

Road L 0-1

Road W 9-8

Neutral W 11-1

1989 Road W 12-5

Road L 8-11

Home L 5-6

Home L 9-12

Neutral W 8-3

1990 Home L 3-7

Home L 8-13

Road W 11-1

Road L 0-7

1991 Home W 6-0

Home W 8-0

Road W 9-2

Road W 14-2

1992 Road W 3-0

Road L 1-6

Road L 1-7

Home W 7-3

Home L 1-3

Home L 5-8

1993 Home W 13-0

Home W 17-3

Road W 10-8

Road W 11-3

Road L 2-9

Road W 6-4

1994 Home W 2-1

Home W 5-3

Home W 5-2

Road W 3-2

Road W 12-3

Road W 9-2

1995 Road L 5-6

Home W 5-4

Home L 1-7

Home W 6-5

Road W 1-0

Road L 1-2

Road W 8-4

1997 Neutral W 5-3

1999 Neutral L 1-4

Neutral W 16-15

2001 Home W 12-6

Home W 10-9

2002 Home W 11-9

Home W 9-8

Home L 3-8

2003 Neutral W 5-1

2004 Neutral W 8-6

Home W 12-2

Home W 13-3

Home L 5-10

2005 Neutral L 1-3

2006 Neutral L 5-6

2007 Neutral L 5-6

2008 Road L 6-11

Road L 2-4

2009 Home W 8-1

2011 Neutral W 4-3

Neutral W 4-2

2013 Neutral W 9-2

2014 Neutral W 4-3

Longest Win Streak

7 games (1993-1994)

Indiana

Oregon State leads, 3-0

Home: 0-0

Road: 0-0

Neutral: 3-0

Year Location Result

2011 Neutral W 7-5

2013 Neutral W 1-0

2014 Neutral W 8-1

Longest Win Streak

3 games (2011-2014)

Nebraska

Oregon State leads, 2-1

Home: 0-0

Road: 0-0

Neutral: 2-1

Year Location Result

1999 Neutral W 4-3

2014 Neutral W 15-7

Neutral L 2-9

Longest Win Streak

2 games (1999-2014)

Ohio State

Oregon State leads, 4-1

Home: 2-0

Road: 0-0

Neutral: 2-1

Year Location Result

1990 Neutral W 11-10

2000 Neutral W 13-0

Neutral L 3-8

2005 Home W 4-3

2014 Home W 4-3

Longest Win Streak

2 games-2x (last: 2005-14)

Portland

Oregon State leads, 165-61

Home: 82-28

Road: 76-26

Neutral: 7-7

Year Location Result

1909 Home W 9-4

Home L 6-9

1928 Home L 9-11

Home W 10-5

Road W 13-5

Road W 4-3

1930 Home W 4-3

Home W 2-0

1933 Home W 8-1

Home W 8-3

1934 Home W 11-10

Home L 4-5

1935 Home L 4-7

1936 Home L 7-8

Home L 3-8

1937 Road W 5-2

1938 Home W 5-3

Home W 5-2

1939 Home L 5-6

Home W 12-0

1940 Home W 14-4

1942 Road L 6-8

1946 Road L 3-7

Road W 14-0

1948 Road L 5-6

Road W 4-2

1949 Home W 6-4

Road W 19-14

Road L 3-16

1951 Home W 7-5

Road W 16-2

1952 Home W 5-3

Road W 19-8

1953 Home W 8-3

1955 Road W 12-1

1956 Road L 4-9

Home L 2-12

Road W 4-0

1957 Road W 10-3

Home W 6-5

Home L 2-6

1958 Home L 5-10

1959 Home L 1-5

Road W 13-4

Home W 3-2

Home W 4-2

1960 Road W 9-4

Home W 8-7

1961 Road W 8-6

Home W 12-2

1962 Home W 13-1

Road W 16-0

1963 Home W 8-3

Road W 12-0

1964 Home W 10-0

Road W 19-6

1965 Road W 9-4

Home W 7-3

1966 Home W 5-4

Road W 7-1

1967 Home W 11-0

Road W 7-3

1968 Home W 7-6

1969 Road W 21-4

Home L 2-3

1970 Home L 3-7

Road W 3-0

1971 Home L 0-3

Road W 8-4

1972 Home W 2-1

Road L 3-4

1973 Home W 11-4

Road L 4-7

1974 Home W 3-2

Road W 6-3

1975 Road W 5-4

1976 Home W 15-2

Road W 4-3

1977 Home W 10-3

1978 Home W 3-2

Road L 5-10

1980 Road W 10-4

Home L 0-10

1981 Road W 12-1

1982 Home W 3-1

Home W 8-1

Road W 3-1

1983 Road W 10-1

Road W 2-1

Home W 5-4

Home W 9-4

1984 Road W 4-3

Home L 4-12

Road L 4-6

1985 Home W 2-1

Road L 0-4

Home W 9-1

Road L 2-3

1986 Home W 5-0

Home W 4-1

Road L 7-9

Road L 3-7

Neutral W 6-5

1987 Home L 6-13

Road W 13-6

Road L 1-4

Road L 5-9

	Home	L	1-3
	Home	W	16-3
2005	Home	W	6-4
	Road	W	7-5
	Home	W	6-2
2006	Home	W	3-1
	Road	W	14-9
	Home	L	13-20
2007	Home	W	12-4
	Road	W	10-1
2008	Road	W	16-0
	Home	W	5-4
	Neutral	W	4-1
2009	Road	W	5-1
2010	Home	W	6-5
	Home	W	9-2
	Home	W	9-2
2011	Road	W	11-1
	Road	W	6-1
	Home	W	13-3
2012	Home	W	8-2
	Road	W	5-0
	Home	W	12-4
2013	Home	W	7-5
	Road	W	5-1
	Neutral	W	4-3
2014	Home	W	5-0
	Road	W	9-6
	Neutral	W	8-4
2015	Road	W	14-2
	Home	W	12-3
	Neutral	W	20-0
2016	Road	W	13-6
	Neutral	L	5-7

Longest Win Streak
 25 games (2007-2016)

UC Davis

Oregon State leads, 3-2

Home: 0-0

Road: 2-2

Neutral: 1-0

Year Location Result

1955 Road W 10-1

1961 Road L 16-17

2005 Neutral W 8-0

2006 Road L 1-2

2007 Road W 11-2

Longest Win Streak

1 game-3x (last: 2007)

OSU Non-Conference Records

Season-By-Season Records

Year	W-L	Year	W-L	Year	W-L
1913	3-6	1962	15-2	2006	34-9
1914	6-2	1963	12-8	2007	39-4
1915	8-7	1964	17-3	2008	17-11
1916	5-6-1	1965	8-8	2009	22-7
1919	5-2	1966	14-4	2010	20-9
1920	1-3	1967	15-7	2011	24-9
1921	6-1	1968	17-1-1	2012	22-8
1922	4-0	1969	8-8-1	2013	28-7
1923	2-0	1970	13-3	2014	22-7
1924	5-0-1	1971	12-7	2015	20-8
1926	4-1	1972	11-9	2016	19-5
1927	8-2	1973	10-7-1	Totals	
1928	5-1	1974	10-11	1,227-572-12	
1929	1-1	1975	15-5-1	.680	
1930	6-0	1976	19-9		
1931	2-1	1977	19-11		
1932	2-1	1978	16-13-2		
1933	6-2	1979	17-14		
1934	5-4	1980	25-7		
1935	3-3	1981	18-7-1		
1936	1-6	1982	13-7		
1937	4-2	1983	10-10		
1938	8-1	1984	11-12		
1939	8-1	1985	22-5		
1940	6-2	1986	21-10		
1941	7-2	1987	16-6		
1942	6-2	1988	16-9		
1943	2-2	1989	12-14		
1946	6-4	1990	15-13		
1947	8-1	1991	16-12		
1948	3-0	1992	13-10		
1949	7-1	1993	11-8		
1950	2-3	1994	14-7		
1951	13-2	1995	11-8-1		
1952	17-6	1996	18-6-1		
1953	6-6	1997	20-6-1		
1954	2-2	1998	20-5-1		
1955	7-6	1999	12-18		
1956	10-5	2000	19-12		
1957	10-6	2001	20-11		
1958	8-7	2002	21-9		
1959	14-2	2003	18-11		
1960	11-0	2004	21-8		
1961	19-8	2005	27-7		

2016 Series Information

Team	All-Time Record	At Home	At Opponent	Neutral Site	Last Meeting
Abilene Christian	None	Never	Never	Never	Never
Arizona	Arizona, 36-32	OSU, 17-10	UA, 24-15	UA, 2-0	2016: UA, 6-5
Arizona State	Arizona State, 48-32	OSU, 17-13	ASU, 28-11	ASU, 7-4	2016: OSU, 7-3
Ball State	Oregon State, 1-0	Never	Never	OSU, 1-0	2016: OSU, 7-6
California	California, 42-39	OSU, 19-14	CAL, 27-18	Tied, 2-2	2016: CAL, 5-3
Duke	Duke, 1-0	Never	Never	Duke, 1-0	1952: DUKE, 18-7
Gonzaga	Oregon State, 64-33	OSU, 26-11	OSU, 26-18	OSU, 12-4	2014: OSU, 4-3
Indiana	Oregon State, 3-0	Never	Never	OSU, 3-0	2014: OSU, 8-1
Nebraska	Oregon State, 2-1	Never	Never	OSU, 2-1	2014: NEB, 9-2
Ohio State	Oregon State, 4-1	OSU, 2-0	Never	OSU, 2-1	2014: OSU, 4-3
Oregon	Oregon State, 174-162	OSU, 93-75	UO, 85-78	OSU, 3-1	2016: UO, 6-3
Portland	Oregon State, 165-61	OSU, 82-28	OSU, 76-26	Tied, 7-7	2016: UP, 7-5
Stanford	Stanford, 44-41	OSU, 21-15	STAN, 23-20	STAN, 6-0	2016: OSU, 11-4
UCLA	UCLA, 36-34	OSU, 19-17	UCLA, 18-14	Tied, 1-1	2016: OSU, 6-0
UC Davis	Oregon State, 3-2	Never	Tied, 2-2	OSU, 1-0	2007: OSU, 11-2
USC	USC, 52-30	USC, 22-18	USC, 28-12	USC, 2-0	2016: OSU, 4-1
Utah	Oregon State, 18-3-1	OSU, 6-0-1	OSU, 7-2	OSU, 5-1	2016: UTAH, 7-6
Washington	Oregon State, 236-192-2	OSU, 135-73	UW, 112-85-2	OSU, 16-7	2016: UW, 3-2
Washington State	Washington State, 230-202-2	OSU, 109-78	WSU, 131-95-2	WSU, 21-18	2016: WSU, 8-3

The Season

Oregon State finished the 2016 season with a 35-19 record, their eighth straight season with at least 30 victories. It's also the Beavers' 11th season in their last 12 to hit that plateau.

Pac-12 Play

Oregon State finished Pac-12 Conference action with a 16-14 record, tying Arizona State and Arizona for third place. The Beavers were three games behind Pac-12 champion Utah and one behind Washington, which finished in second place. By finishing with the 16-14 record, the Beavers have had winning records in conference action for six straight seasons. Oregon State is 117-59-1 (.664) over that stretch.

Away From Home

Oregon State played 23 home games at Goss Stadium, the second-fewest in the Pac-12 Conference and among the fewest across power conference teams. The Beavers went a combined 18-13 in neutral-site and true road games. For further breakdowns on road and neutral-site games, turn to the 2016 regular season in review pages.

Big Attendance Numbers

Oregon State set a school-record by averaging 2,937 fans per home game at Goss Stadium at Coleman Field. That surpassed the previous record of 2,931 fans per home date in 2014. The 2016 mark ranked second in the Pac-12 Conference and 22nd nationally. The 2,937 also represented better than 88 percent capacity of Goss Stadium's 3,315 seats, easily the best in the Pac-12.

Major Award Winners

Come to Oregon State and win awards. It's that simple. The 2016 team saw Logan Ice named the Pac-12 Conference's Defensive Player of the Year and Nick Madrigal named the league's top freshman. Over the past six seasons, the Beavers have claimed 10 of the Pac-12's 30 major post-season awards (Player, Pitcher, Defensive Player, Freshman and Coach of the Year). No other Pac-12 team can claim more than four over that stretch.

Pat Casey Moves Into 8th

Oregon State head coach Pat Casey, the all-time winningest coach in Corvallis, in any sport, surpassed former USC head coach Mike Gillespie for the eighth-most wins in league history when Casey won No. 764 against San Diego on March 5. Casey will next move up in the all-time rankings with win No. 832, which would surpass long-time former Arizona head coach Frank Sancet.

Freshmen Make An Impact

Oregon State had one of the top recruiting classes in the country join the program

for the 2016 season. The Beavers were benefited in the infield by a pair of middle infielders in Nick Madrigal and Cadyn Grenier. Both came in as shortstops, with Grenier moving to third base and Madrigal manning second for most of the season. On the mound, Bryce Fehmel, who came to the program as both a pitcher and position player, transitioned to a role in the bullpen and occasional starter. He led the team in wins, the third freshman to do so over the last 10 seasons. He joined Sam Gaviglio (nine wins in 2009) and Andrew Moore (14 in 2013) as freshmen with those distinctions.

Fehmel & Madrigal

As mentioned above, the two made immediate impacts on the 2016 roster. And both were awarded heavily, as should have been the case. Fehmel was named a second-team All-American by Louisville Slugger/Collegiate Baseball. He and Madrigal were both named to multiple Freshman All-America teams. For a full list of all the Beavers' honors in 2016, check out the awards page later in this document.

MLB Draft

Seventy-nine players have improved their draft selections or been picked for the first time under head coach Pat Casey. That was highlighted in the 2016 MLB Draft when all five Beavers selected fell under that category. Getting selected for the first time was Logan Ice (second round, Cleveland) and John Pomeroy (13th round, Pittsburgh). Travis Eckert went from the 20th round in 2015 to seventh in 2016 (Kansas City). Trever Morrison moved from 36th in 2013 to 12th (Milwaukee), while Caleb Hamilton jumped from 38th in 2013 to 23rd (Minnesota) in 2016.

Non-Conference

Oregon State dominated during non-conference play, going 19-5 despite playing 16 of their 24 games away from Goss Stadium. The Beavers have posted 17 consecutive winning records in non-conference action dating back to 2000. OSU is 393-142 (.735) over that stretch.

Triples

OSU set a program single-season record with 32 triples in 2016. It surpassed the previous record of 31 in 2006.

Quick Notes

- Oregon State shut out UCLA in the final Pac-12 series of the season. It marked the first time in Oregon State history the Beavers had shut out an opponent in three consecutive games.
- The Beavers return three Pac-12 First Team selections in 2017, the most by any conference school.
- Oregon State's team WHIP of 1.23 was second in the Pac-12 and 20th nationally.

2016 At A Glance

Category	Home	Road	Neutral	Overall
Record	17-6	9-11	9-2	35-19
Pac-12 record	11-4	5-10	0-0	16-14
Non-Conference record	6-2	4-1	9-2	19-5
Versus Top 25	0-0	0-3	0-0	0-3
Versus Top 10	0-0	0-0	0-0	0-0

February	0-0	0-0	7-1	7-1
March	6-2	3-3	1-0	10-5
April	5-2	4-4	1-0	10-6
May	6-2	2-4	0-1	8-7
June	0-0	0-0	0-0	0-0
Sunday	4-3	1-1	2-0	7-4
Monday	0-1	1-0	1-0	2-1
Tuesday	2-0	1-0	0-1	3-1
Wednesday	0-0	0-1	0-0	0-1
Thursday	0-0	2-1	1-0	3-1
Friday	5-1	3-4	2-0	10-5
Saturday	6-1	1-4	3-1	10-6

Black uniforms	3-2	4-3	2-2	9-7
Creme uniforms	5-0	0-0	1-0	6-0
Gray uniforms	0-0	4-4	1-0	5-4
Orange uniforms	3-3	1-4	2-0	6-7
White uniforms	6-1	0-0	3-0	9-1

Day	10-4	3-5	9-1	22-10
Night	7-2	6-6	0-1	13-9
vs. Left	6-3	5-3	3-1	14-7
vs. Right	11-3	4-8	6-1	21-12

Scoring first	13-1	8-4	7-1	28-6
0-2 runs	1-3	0-5	0-0	1-8
3-5 runs	6-3	3-4	1-1	10-8
6-9 runs	7-0	2-2	5-1	14-3
10+ runs	3-0	4-0	3-0	10-0
Opponent scores first	4-5	1-7	2-1	7-13
0-2 runs	9-0	5-0	4-0	18-0
3-5 runs	6-2	2-3	3-0	11-5
6-9 runs	1-4	1-7	2-1	4-12
10+ runs	0-0	1-1	0-1	1-2
1-run games	5-2	1-3	2-0	8-5
2-run games	0-0	1-2	2-1	3-3
5+ runs	5-2	5-4	4-0	14-6

Leading after 6	14-1	8-1	6-0	28-2
Leading after 7	15-2	8-0	6-0	29-2
Leading after 8	16-0	8-0	9-0	33-0
Trailing after 6	2-4	0-10	1-2	3-16
Trailing after 7	2-4	0-11	2-2	4-17
Trailing after 8	1-5	0-11	0-2	1-18
Extra-inning games	1-1	0-0	0-0	1-1
Shutouts	4-2	0-1	1-0	5-3
Following a win	11-4	6-5	7-1	24-10
Following a loss	6-2	3-6	1-1	10-9

Out-hit opponent	14-1	7-3	6-2	27-6
Opponent out-hit	3-5	1-8	3-0	7-13
Hits are equal	0-0	1-0	0-0	1-0

OSU Quality Start	10-2	6-2	4-0	20-4
Opp. Quality Start	7-4	2-4	2-0	11-8

Make 0 errors	9-1	4-2	3-0	16-3
Make 1 error	3-3	3-6	3-0	9-9
Make 2+ errors	5-2	2-3	3-2	10-7
Opp. makes 0 errors	8-3	4-5	0-0	12-8
Opp. makes 1 error	3-3	3-2	6-2	12-7
Opp. makes 2+ errors	6-0	2-4	3-0	11-4

Individual

Christian Donahue			
Statistic	No.	Pac-12	National
Triples	5	T5	52
Batting Average	.339	8	250

Travis Eckert			
Statistic	No.	Pac-12	National
Pickoffs	4	T3	-
Innings Pitched	93.1	10	-

Max Englebrekt			
Statistic	No.	Pac-12	National
Games Finished	24	2	-
Saves	11	3	35

Bryce Fehmel			
Statistic	No.	Pac-12	National
Earned Run Average	2.31	3	58
Wins	10	3	18
Opposing Batting Average	.222	9	-

KJ Harrison			
Statistic	No.	Pac-12	National
Home Runs	10	2	131
Fielding Chances	544	2	-
Putouts	515	2	-
Runs Batted In	47	T3	183
Slugging Percentage	.525	5	234
Runs Scored	48	5	-
Hit By Pitch	11	T6	140
Total Bases	105	T9	-

Luke Heimlich			
Statistic	No.	Pac-12	National
Wins	7	T9	150

Logan Ice			
Statistic	No.	Pac-12	National
Slugging Percentage	.563	4	130
Caught Stealing By	19	4	-
Sacrifice Flies	6	T4	48
Triples	5	T5	52
On-Base Percentage	.432	7	197
Walks	37	T7	115
Runs Scored	42	T9	-
Home Runs	7	T10	-

Nick Madrigal			
Statistic	No.	Pac-12	National
Triples	5	T5	52
Sacrifice Bunts	11	T6	66
Batting Average	.333	T9	287

Trevar Morrison			
Statistic	No.	Pac-12	National
Triples	5	T5	52
Sacrifice Flies	5	T7	104

Team

Offense			
Statistic	No.	Pac-12	National
Triples	32	1	1
Sacrifice Flies	31	2	28
Runs Batted In	290	3	-
Slugging Percentage	.406	3	102
Runs Scored	315	3	130
Sacrifice Bunts	51	T4	39
Batting Average	.278	T4	124
Hit By Pitch	50	T5	145
Walks	223	6	121
On-Base Percentage	.367	6	107
Total Bases	730	6	-
Doubles	92	T6	156
Hits	500	7	177
Total Plate Appearances	2,153	7	-
At Bats	1,798	8	-
Stolen Bases	32	9	250
Home Runs	25	9	196
Strikeouts	315	10	-

Pitching			
Statistic	No.	Pac-12	National
Hits Allowed *	412	T1	15
Opposing Batting Average	.235	2	-
Wins	35	3	-
WHIP	1.23	2	20
Saves	15	T5	-
Shutouts	5	4	43
Earned Run Average	3.53	4	35
Runs Allowed	222	T3	-
Earned Runs Allowed	188	T3	-
Innings Pitched	480.0	T8	-
Strikeouts *	383	T6	133
Walks Allowed *	179	1	67
Pickoffs	9	5	-

Fielding			
Statistic	No.	Pac-12	National
Fielding Percentage	.972	T7	81
Assists	585	7	-
Double Plays	37	10	215
Chances	2,084	9	-
Putouts	1,440	8	-
Caught Stealing By	26	T3	-
Passed Balls	2	11	-
Errors	59	T5	-
Stolen Bases Against	26	11	-

* Indicates per 9 innings pitched for national ranking

Honors & Awards

Jack Anderson

- CoSIDA Academic All-District 8
- Pac-12 All-Academic First Team

Scotland Church

- Pac-12 All-Academic Honorable Mention

Christian Donahue

- All-Pac-12 First Team
- Pac-12 All-Academic Honorable Mention

Travis Eckert

- Pac-12 Pitcher of the Week (May 23)
- Pac-12 Pitcher of the Week (April 4)

Max Engelbrekt

- Pac-12 All-Academic Second Team
- NCBWA Stopper of the Year Midseason Watch List

Bryce Fehmel

- Louisville Slugger/Collegiate Baseball All-America Second Team
- Perfect Game/Rawlings Freshman All-America First Team
- NCBWA Freshman All-America First Team
- Louisville Slugger/Collegiate Baseball Freshman All-America
- All-Pac-12 Honorable Mention

KJ Harrison

- CoSIDA Academic All-District 8
- Pac-12 All-Academic Honorable Mention
- All-Pac-12 First Team
- ABCA All-West Region Second Team
- Baseball America Preseason All-America First Team
- NCBWA Preseason All-America Second Team
- Louisville Slugger Preseason All-America Second Team
- Golden Spikes Award Preseason Watch List

Luke Heimlich

- Pac-12 All-Academic Honorable Mention
- Pac-12 Pitcher of the Week (May 30)

Mitch Hickey

- NCBWA Stopper of the Year Preseason Watch List

Logan Ice

- Pac-12 Defensive Player of the Year
- All-Pac-12 First Team
- Pac-12 All-Defensive Team
- ABCA All-West Region Second Team
- Pac-12 All-Academic Honorable Mention
- Pac-12 Player of the Week (March 8)
- Johnny Bench Award Finalist
- Golden Spikes Award Midseason Watch List

Billy King

- Pac-12 All-Academic Honorable Mention

Nick Madrigal

- Baseball America Freshman All-America First Team
- D1Baseball.com Freshman All-America First Team
- Perfect Game/Rawlings Freshman All-America First Team
- Louisville Slugger/Collegiate Baseball Freshman All-America
- Pac-12 Freshman Player of the Year
- All-Pac-12 First Team
- Pac-12 All-Defensive Team
- Pac-12 Player of the Week (Feb. 23)

Trever Morrison

- Brooks Wallace Award Watch List

Kyle Nobach

- Pac-12 All-Academic Honorable Mention

Drew Rasmussen

- Pac-12 All-Academic Honorable Mention
- Pac-12 Pitcher of the Week (March 14)

Jake Thompson

- Pac-12 All-Academic First Team

Beavers In The MLB Draft

Travis Eckert

Round: 7
Overall: 223
Team: Kansas City Royals

Caleb Hamilton

Round: 23
Overall: 693
Team: Minnesota Twins

Logan Ice

Round: 2
Overall: 72
Team: Cleveland Indians

Trever Morrison

Round: 12
Overall: 351
Team: Milwaukee Brewers

John Pomeroy

Round: 13
Overall: 405
Team: Pittsburgh Pirates

Date	Opponent	Score/Time (PT)	OSU		OPP		Win/Loss/Save	Rec.	Pac-12	Pos.	GB	Time	Att.
			R-H-E	R-H-E	R-H-E	R-H-E							
2/19	vs. Ball State (1)	W, 7-6	7-13-0	6-7-1	Rasmussen (1-0)/Plesac (0-1)/Engelbrekt (1)	1-0						3:10	2,231
2/20	vs. Utah Valley (1)	L, 9-12	9-15-2	12-13-1	Cofer (1-0)/Thompson (0-1)/Valgardson (1)	1-1						4:20	2,475
2/21	vs. Minnesota (1)	W, 8-7	8-10-2	7-14-1	Fehmel (1-0)/Glowicki (0-1)/Engelbrekt (2)	2-1						3:18	2,351
2/22	vs. Utah (1)	W, 10-2	10-15-1	2-5-1	Heimlich (1-0)/Lapaina (0-1)	3-1						3:01	1,967
2/25	vs. Kansas State (2)	W, 7-5	7-8-0	5-9-2	Fehmel (2-0)/Floyd (0-1)/Engelbrekt (3)	4-1						3:07	2,309
2/26	vs. Kansas State (2)	W, 14-0	14-17-1	0-6-1	Thompson (1-1)/Rigler (0-2)	5-1						3:20	2,643
2/27	vs. Kansas (2)	W, 9-3	9-11-2	3-9-2	Fehmel (3-0)/Gilbert (0-1)	6-1						3:22	3,133
2/28	vs. Kansas (2)	W, 3-1	3-4-0	4-7-3	Heimlich (2-0)/Goddard (0-1)/Engelbrekt (4)	7-1						2:42	1,736
3/4	at San Diego	W, 7-2	7-11-1	2-5-1	Rasmussen (2-0)/Conyers (1-2)	8-1						3:10	879
3/5	vs. William & Mary (3)	W, 12-3	12-15-3	3-9-1	Fehmel (4-0)/Brown (1-2)	9-1						3:01	688
3/6	at San Diego	W, 5-2	5-15-0	2-4-0	Eckert (1-0)/Sprengel (1-2)/Engelbrekt (5)	10-1						3:18	688
3/11	San Francisco	W, 8-5	8-14-0	5-6-0	Rasmussen (3-0)/Shew (0-2)/Engelbrekt (6)	11-1						2:48	2,697
3/12	San Francisco	W, 4-0	4-8-2	0-5-1	Heimlich (3-0)/Gardner (0-2)	12-1						2:32	2,338
3/13	San Francisco	L, 0-5	0-7-1	5-6-2	Kannenberg (1-1)/Eckert (1-1)	12-2						2:45	2,174
3/18	Arizona State *	W, 3-2	3-7-0	2-6-2	Rasmussen (4-0)/Martinez (3-1)/Engelbrekt (7)	13-2	1-0	T1	+0.5			2:32	2,865
3/19	Arizona State *	W, 12-2	12-11-0	2-8-3	Thompson (2-1)/Lingos (2-2)	14-2	2-0	T1	+0.5			2:41	3,114
3/20	Arizona State *	W, 7-3	7-9-1	3-4-1	Eckert (2-1)/Todd (1-2)/Engelbrekt (8)	15-2	3-0	T1	+1.0			2:45	2,943
3/22	at Portland	W, 13-6	13-14-1	6-8-2	Fehmel (5-0)/Doherty (1-2)/Church (1)	16-2						3:30	1,092
3/24	at #17 California *	L, 2-6	2-4-3	6-5-0	Jefferies (6-0)/Rasmussen (4-1)	16-3	3-1	T1	+1.0			2:20	846
3/25	at #17 California *	L, 0-5	0-4-1	5-9-0	Mason (3-1)/Thompson (2-2)	16-4	3-2	T2	-1.0			2:30	1,116
3/26	at #17 California *	L, 3-5	3-4-4	5-8-0	Ladrech (2-1)/Eckert (2-2)/Martinez (6)	16-5	3-3	T7	-1.0			2:36	1,170
3/28	San Diego State	L, 5-6	5-9-3	6-12-1	Erickson (2-2)/Engelbrekt (0-1)/Heldman (2)	16-6						2:50	2,402
3/29	San Diego State	W, 9-6	9-10-2	6-9-0	Paul (1-0)/Thompson (0-5)/Engelbrekt (9)	17-6						3:03	2,900
4/1	Washington * %	W, 10-1	10-14-3	1-4-2	Eckert (3-2)/Bremer (3-1)/Fehmel (1)	18-6	4-3	T5	-1.0			3:20	3,205
4/2	Washington * %	W, 5-4	5-10-0	4-8-0	Hickey (1-0)/Rallings (1-1)/Engelbrekt (10)	19-6	5-3	3	-1.0			3:04	3,319
4/3	Washington * %	L, 2-3 (12)	2-6-1	3-10-0	Rallings (2-1)/Engelbrekt (0-2)/Jones (1)	19-7	5-4	T4	-2.0			4:01	2,944
4/8	Central Arkansas	W, 6-2	6-11-0	2-7-0	Fehmel (6-0)/Gilmore (2-5)	20-7						2:52	2,902
4/9	vs. C. Arkansas (5)	W, 6-2	6-9-1	2-5-1	Thompson (3-2)/Davenport (2-2)/Britton (1)	21-7						2:48	4,852
4/10	Central Arkansas	W, 7-1	7-8-2	1-4-3	Heimlich (4-0)/Echols (1-1)	22-7						3:00	2,808
4/12	Portland	<i>Postponed</i>											
4/14	at Wash. St. * %	W, 12-3	12-8-3	3-10-2	Eckert (4-2)/Dupre (0-3)	23-7	6-4	T4	-1.0			3:05	562
4/15	at Wash. St. * %	L, 5-7	5-4-1	7-9-0	Walker (5-1)/Britton (0-1)	23-8	6-5	T4	-1.5			2:41	2,204
4/16	at Wash. St. *	L, 3-8	3-8-2	8-11-1	Sunitsch (2-0)/Heimlich (4-1)/Walker (3)	23-9	6-6	6	-2.0			2:51	1,446
4/18	at Oregon %	W, 11-10	11-15-0	10-13-1	Engelbrekt (1-2)/Stiles (1-2)	24-9						4:13	2,902
4/21	at Utah *	W, 10-4	10-13-0	4-9-1	Eckert (5-2)/Rose (5-4)	25-9	7-6	T5	-1.0			3:12	1,043
4/22	at Utah *	W, 7-2	7-11-1	2-7-0	Heimlich (5-1)/Carroll (3-5)	26-9	8-6	T3	-0.5			3:08	
4/22	at Utah *	L, 6-7	6-12-0	7-11-3	Drachler (2-0)/Fehmel (6-1)	26-10	8-7	T4	-1.0			4:02	1,500
4/27	at Oregon %	L, 6-7	6-9-1	7-5-2	Stringer (1-0)/Martinek (0-1)/Nogosek (10)	26-11						3:13	1,883
4/29	Stanford *	W, 3-2	3-6-0	2-7-2	Fehmel (7-1)/Hock (3-4)	27-11	9-7	T3	-1.0			2:47	3,086
4/30	Stanford *	L, 0-6	0-7-0	6-11-0	Castellanos (5-2)/Heimlich (5-2)	27-12	9-8	T3	-2.0			3:02	3,306
5/1	Stanford *	W, 11-4	11-14-1	4-5-0	Fehmel (8-1)/Summerville (3-2)	28-12	10-8	3	-1.0			3:03	3,307
5/3	Seattle	W, 5-4 (11)	5-15-0	4-14-0	Engelbrekt (2-2)/Gunning (2-2)	29-12						4:10	2,426
5/6	at Arizona * %	L, 1-6	1-5-1	6-8-1	Bannister (7-1)/Eckert (5-3)	29-13	10-9	T4	-1.0			2:30	3,895
5/7	at Arizona * %	L, 1-4	1-8-0	4-5-3	Cloney (4-3)/Heimlich (5-3)/Ginkel (2)	29-14	10-10	T5	-2.0			3:16	3,172
5/8	at Arizona * %	L, 5-6	5-4-1	6-8-2	Ming (2-1)/Engelbrekt (2-3)	29-15	10-11	T5	-3.0			3:06	2,472
5/10	vs. Portland (4)	L, 5-7	5-13-2	7-8-1	Lockwood (2-2)/Britton (0-2)	29-16						3:36	2,046
5/13	Oregon * !	L, 4-7	4-8-2	7-9-0	Irvin (5-4)/Eckert (5-4)/Nogosek (12)	29-17	10-12	T7	-4.0			3:35	3,226
5/14	Oregon * !	W, 6-3	6-4-2	3-5-4	Heimlich (6-3)/Peterson (3-4)/Fehmel (2)	30-17	11-12	T5	-3.0			3:13	3,256
5/15	Oregon * %	L, 3-6	3-6-1	6-8-0	Mercer (2-0)/Thompson (3-3)/Nogosek (12)	30-18	11-13	T7	-4.0			3:07	3,238
5/20	at USC * %	W, 3-1	3-7-0	1-2-0	Eckert (6-4)/Navilhon (5-4)	31-18	12-13	T6	-3.5			2:35	577
5/21	at USC * %	L, 1-10	1-6-1	10-11-0	Davis (5-8)/Heimlich (6-4)	31-19	12-14	T7	-4.5			2:45	562
5/22	at USC * %	W, 4-1	4-6-2	1-6-0	Fehmel (9-1)/Hart (1-4)/Engelbrekt (11)	32-19	13-14	T6	-4.0			3:14	810
5/27	UCLA * %	W, 1-0	1-4-1	0-8-1	Engelbrekt (3-3)/Canning (5-8)	33-19	14-14	5	-3.0			2:41	2,805
5/28	UCLA * %	W, 3-0	3-6-0	0-5-0	Fehmel (10-1)/Dyer (4-4)	34-19	15-14	5	-3.0			2:33	3,258
5/29	UCLA * %	W, 6-0	6-7-0	0-5-0	Heimlich (7-4)/Bird (1-6)	35-19	16-14	T3	-3.0			2:42	3,043

Key
 • Pac-12 Conference Game
 % Game airs on Pac-12 Networks
 ! Game airs on ESPNU

(1) Surprise, Ariz.
 (2) Surprise, Ariz.
 (3) San Diego, Calif.
 (4) Keizer, Ore.
 (5) Hillsboro, Ore.

2017 OREGON STATE BASEBALL
2016 OVERALL STATISTICS

Twitter.com/BeaverBaseball
 Instagram.com/BeaverBaseball
 Facebook.com/OregonStateBaseball

2016 Overall Statistics

Record: 35-19 • Home: 17-6 • Away: 9-11 • Neutral: 9-2 • Pac-12: 16-14

Offense

Player	AVG	GP	GS	AB	R	H	2B	3B	HR	RBI	TB	SLG%	BB	HBP	SO	GDP	OB%	SF	SH	SB	ATT	PO	A	E	FLD%
10 Gretler, Michael	.339	31	21	59	8	20	3	0	1	4	26	.441	3	2	10	3	.391	0	2	2	2	50	9	1	.983
1 Donahue, Christian	.339	51	47	192	32	65	11	5	1	29	89	.464	15	3	30	3	.393	1	5	9	12	70	6	4	.950
3 Madrigal, Nick	.333	49	48	195	38	65	11	5	1	29	89	.456	15	1	14	3	.380	2	11	8	10	56	144	5	.976
33 Ice, Logan	.310	54	49	174	42	54	13	5	7	39	98	.563	37	5	25	3	.432	6	2	2	2	325	72	4	.990
19 King, Billy	.287	42	24	94	15	27	4	0	1	19	34	.362	18	1	16	1	.397	3	0	0	0	8	2	0	1.000
7 Morrison, Trevor	.284	54	50	194	29	55	10	5	1	26	78	.402	15	6	38	4	.345	5	5	1	3	80	134	11	.951
28 Nobach, Kyle	.280	50	44	150	23	42	7	1	2	24	57	.380	18	7	37	0	.379	2	4	2	4	89	1	3	.968
29 Anderson, Jack	.271	49	33	140	22	38	4	0	0	22	42	.300	22	4	16	5	.383	1	3	1	3	85	2	2	.978
24 Harrison, KJ	.265	54	54	200	48	53	14	4	10	47	105	.525	29	11	38	2	.381	4	0	4	5	514	25	5	.991
2 Grenier, Cadyn	.240	52	49	167	32	40	6	3	0	18	52	.311	22	4	34	1	.342	0	7	1	4	35	94	9	.935
4 Kwan, Steven	.215	35	15	65	4	14	2	2	0	7	20	.308	2	2	5	0	.261	0	8	0	2	46	1	1	.979
17 Atwood, Andy	.211	22	7	19	8	4	2	0	0	3	6	.316	4	0	5	0	.333	1	0	0	0	4	0	0	1.000
14 Hamilton, Caleb	.185	39	21	65	10	12	3	2	1	14	22	.338	12	1	23	0	.305	4	4	0	1	39	19	1	.983
11 Larnach, Trevor	.157	28	12	51	2	8	1	0	0	3	9	.176	7	1	15	4	.271	0	0	0	0	7	0	0	1.000
16 Taylor, Zak	.125	7	2	8	1	1	0	0	0	3	1	.125	1	1	3	0	.273	1	0	0	0	0	0	0	.000
22 Gillette, Joe	.087	17	10	23	1	2	1	0	0	3	3	.130	2	1	5	1	.185	1	0	2	2	9	0	0	1.000
36 Sanders, Tanner	.000	4	0	2	0	0	0	0	0	0	0	.000	1	0	1	0	.333	0	0	0	0	0	0	0	.000
Totals	.278	54	54	1798	315	500	92	32	25	290	731	.407	223	50	315	30	.368	31	51	32	50	1440	586	59	.972
Opponents	.235	54	54	1754	222	412	64	12	20	202	560	.319	179	40	383	31	.317	17	52	26	52	1407	571	55	.973

LOB - Team (431), Opp (380). DPs turned - Team (37), Opp (41).

Pitching

Player	ERA	W	L	APP	GS	CG	SHO	CBO	SV	IP	H	R	ER	BB	SO	2B	3B	HR	AB	B/Avg	WP	HBP	BK	SFA	SHA
26 Fehmel, Bryce	2.31	10	1	26	6	1	1	0	2	70.0	58	22	18	23	51	9	1	4	261	.222	7	3	0	2	4
34 Engelbrekt, Max	2.92	3	3	25	0	0	0	1	11	37.0	35	14	12	14	39	6	1	1	141	.248	4	5	0	1	2
32 Eckert, Travis	3.28	6	4	14	14	1	0	1	0	93.1	82	38	34	20	66	12	3	4	334	.246	5	4	1	4	15
25 Rasmussen, Drew	3.41	4	1	6	6	0	0	0	0	37.0	26	16	14	10	42	2	1	2	131	.198	1	3	0	2	4
15 Heimlich, Luke	3.53	7	4	20	11	1	1	1	0	86.2	75	39	34	25	63	7	5	3	316	.237	10	8	2	4	11
18 Church, Scotland	3.60	0	0	16	0	0	0	0	1	30.0	23	13	12	17	23	6	0	1	107	.215	1	7	0	1	1
40 Paul, Tommy	3.97	1	0	8	0	0	0	0	0	11.1	11	7	5	8	9	3	1	1	43	.256	2	0	0	0	0
35 Pomeroy, John	4.26	0	0	7	0	0	0	0	0	6.1	4	3	3	6	6	0	0	0	18	.222	3	2	0	1	2
44 Thompson, Jake	4.28	3	3	14	13	0	0	2	0	61.0	59	36	29	28	53	12	0	2	234	.252	5	3	1	1	4
23 Hickey, Mitch	4.72	1	0	11	0	0	0	1	0	13.1	10	8	7	6	8	3	0	1	47	.213	0	1	0	1	2
31 Britton, Jordan	4.75	0	2	14	3	0	0	1	1	30.1	25	18	16	15	21	3	0	1	106	.236	1	3	2	0	6
20 Martinek, Christi	6.75	0	1	4	1	0	0	0	0	2.2	2	2	2	1	2	1	0	0	11	.182	0	1	0	0	0
45 Kelly, Austin	13.50	0	0	2	0	0	0	0	0	0.2	2	4	1	4	0	0	0	0	4	.500	0	0	0	0	1
30 Parnow, Eric	54.00	0	0	1	0	0	0	0	0	0.1	0	2	2	2	0	0	0	0	1	.000	0	0	0	0	0
Totals	3.53	35	19	54	54	3	5	3	15	480.0	412	222	188	179	383	64	12	20	1754	.235	39	40	6	17	52
Opponents	5.07	19	35	54	54	4	3	2	9	469.0	500	315	264	223	315	92	32	25	1798	.278	47	50	7	31	51

PB - Team (2), Gretler 1, Ice 1, Opp (6). Pickoffs - Team (9), Eckert 4, Ice 2, Britton 1, Heimlich 1, Engelbrekt 1, Opp (7).

2016 Pac-12 Statistics

Record: 16-14 • Home: 11-4 • Away: 5-10

Offense

Player	AVG	GP	GS	AB	R	H	2B	3B	HR	RBI	TB	SLG%	BB	HBP	SO	GDP	OB%	SF	SH	SB	ATT	PO	A	E	FLD%
10 Gretler, Michael	.368	17	11	38	3	14	1	0	1	3	18	.474	2	1	7	1	.415	0	1	0	0	23	8	1	.969
3 Madrigal, Nick	.316	25	24	95	18	30	6	5	1	10	49	.516	6	0	8	2	.356	0	6	4	5	30	72	3	.971
1 Donahue, Christian	.273	30	30	121	14	33	5	1	0	13	40	.331	11	2	21	1	.343	0	2	6	7	46	2	3	.941
19 King, Billy	.250	24	14	48	7	12	2	0	0	4	14	.292	13	1	8	1	.406	2	0	0	0	2	1	0	1.000
29 Anderson, Jack	.239	26	19	71	7	17	2	0	0	11	19	.268	12	1	8	4	.353	1	2	0	1	44	1	1	.978
24 Harrison, KJ	.236	30	30	106	23	25	5	0	8	30	54	.509	15	6	21	1	.357	2	0	3	4	291	16	3	.990
33 Ice, Logan	.235	30	30	98	24	23	7	1	3	15	41	.418	25	3	19	1	.398	2	0	2	2	173	39	3	.986
7 Morrison, Trever	.225	30	29	102	13	23	6	2	0	13	33	.324	6	5	19	1	.293	3	3	1	2	45	87	3	.978
28 Nobach, Kyle	.208	27	22	72	7	15	4	0	0	10	19	.264	10	3	19	0	.326	1	3	0	1	45	1	1	.979
2 Grenier, Cadyn	.184	28	27	87	11	16	1	2	0	5	21	.241	9	2	19	1	.276	0	2	0	1	13	58	6	.922
17 Atwood, Andy	.167	13	3	12	4	2	1	0	0	2	3	.250	2	0	3	0	.286	0	0	0	0	1	0	0	1.000
4 Kwan, Steven	.143	18	10	42	4	6	0	2	0	3	10	.238	2	1	2	0	.200	0	2	0	2	32	1	1	.971
11 Larnach, Trevor	.143	19	10	35	1	5	1	0	0	3	6	.171	5	1	10	4	.268	0	0	0	0	7	0	0	1.000
14 Hamilton, Caleb	.111	17	10	27	3	3	1	0	0	3	4	.148	5	0	12	0	.235	2	2	0	1	21	14	0	1.000
22 Gillette, Joe	.000	2	1	4	0	0	0	0	0	0	0	.000	0	0	2	1	.000	0	0	0	0	0	0	0	.000
16 Taylor, Zak	.000	3	0	3	0	0	0	0	0	0	0	.000	0	0	1	0	.000	0	0	0	0	0	0	0	.000
36 Sanders, Tanner	.000	2	0	0	0	0	0	0	0	0	0	.000	1	0	0	0	1.000	0	0	0	0	0	0	0	.000
Totals	.233	30	30	961	139	224	42	13	13	125	331	.344	124	26	179	18	.333	13	23	16	26	789	340	32	.972
Opponents	.232	30	30	955	118	222	36	8	10	108	304	.318	85	17	193	21	.303	11	31	11	19	787	313	27	.976

LOB - Team (221), Opp (192). DPs turned - Team (25), Opp (26).

Pitching

Player	ERA	W	L	APP	GS	CG	SHO	CBO	SV	IP	H	R	ER	BB	SO	2B	3B	HR	AB	B/Avg	WP	HBP	BK	SFA	SHA
20 Martinek, Christi	0.00	0	0	2	0	0	0	0	0	1.2	0	0	0	0	1	0	0	0	6	.000	0	0	0	0	0
26 Fehmel, Bryce	1.42	4	1	11	2	1	1	0	2	38.0	27	10	6	9	27	4	0	0	140	.193	1	1	0	1	2
34 Engelbrekt, Max	2.12	1	2	11	0	0	0	1	4	17.0	15	5	4	8	17	1	1	0	63	.238	1	0	0	1	1
35 Pomeroy, John	2.25	0	0	3	0	0	0	0	0	4.0	1	1	1	3	3	0	0	0	9	.111	1	0	0	1	2
18 Church, Scotland	2.45	0	0	5	0	0	0	0	0	11.0	7	3	3	5	6	1	0	1	35	.200	0	3	0	1	0
32 Eckert, Travis	3.11	5	3	10	10	1	0	1	0	66.2	57	26	23	16	45	10	2	2	237	.241	1	4	1	3	9
31 Britton, Jordan	3.12	0	1	6	0	0	0	0	0	8.2	7	4	3	2	9	0	0	1	30	.233	1	1	2	0	3
25 Rasmussen, Drew	3.86	1	1	2	2	0	0	0	0	11.2	9	7	5	2	13	1	0	1	44	.205	0	0	0	0	2
15 Heimlich, Luke	4.23	3	4	10	8	1	1	0	0	55.1	50	29	26	19	35	6	5	2	204	.245	8	5	2	3	7
23 Hickey, Mitch	4.66	1	0	7	0	0	0	0	0	9.2	7	5	5	4	4	3	0	0	33	.212	0	0	0	1	1
44 Thompson, Jake	4.95	1	2	8	8	0	0	0	0	36.1	35	25	20	17	31	7	0	2	138	.254	2	3	0	0	4
40 Paul, Tommy	6.00	0	0	3	0	0	0	0	0	3.0	7	3	2	0	2	3	0	1	16	.438	0	0	0	0	0
Totals	3.35	16	14	30	30	3	3	1	6	263.0	222	118	98	85	193	36	8	10	955	.232	15	17	5	11	31
Opponents	3.95	14	16	30	30	4	2	1	6	262.1	224	139	115	124	179	42	13	13	961	.233	25	26	2	13	23

PB - Team (1), Ice 1, Opp (3). Pickoffs - Team (4), Eckert 3, Ice 1, Opp (1).

Team Superlatives

Offense

Most At Bats	44, vs. Seattle (5/3)
Most Runs Scored	14, vs. Kansas State (2/26)
Most Hits	17, vs. Kansas State (2/26)
Most RBI	14, vs. Kansas State (2/26)
Most Doubles	6-2x, last vs. Washington State (4/14)
Most Triples	3-2x, last vs. Utah (4/21)
Most Home Runs	3, vs. William & Mary (3/5)
Most Walks	10-2x, last vs. Washington State (4/14)
Most Strikeouts	10-5x, last vs. Oregon (4/27)
Most Stolen Bases	3-3x, last: vs. Utah (4/21)
Most Hit By Pitch	4, vs. Kansas State (2/26)
Most Runners LOB	14-2x, last vs. Utah (4/22)

Fielding

Most Putouts	36, vs. Washington (4/3)
Most Assists	16, vs. Minnesota (2/21)
Most Errors	4, vs. California (3/26)
Most DPs Turned	3, vs. Washington State (4/14)

Pitching

Most Innings Pitched	12.0, vs. Washington (4/3)
Most Runs Allowed	12, vs. Utah Valley (2/20)
Most Earned Runs Allowed	11, vs. Utah Valley (2/20)
Most Walks Allowed	11, vs. Utah Valley (2/20)
Most Strikeouts	15, vs. San Francisco (3/11)
Most Hits Allowed	14, vs. Minnesota (2/21)

Miscellaneous

Longest Winning Streak	10 games (2/21-3/11)
Longest Losing Streak	5 games (5/5-5/13)
Longest Game, Innings	12.0, vs. Washington (4/3)
Longest Game, Time (9 Innings)	4:20, vs. Utah Valley (2/20)
Longest Game, Time (Extra Innings)	4:01, vs. Washington (4/3)
Fastest Game, Time	2:20, vs. California (3/24)
Largest Home Attendance	3,319 vs. Washington (4/2)
Largest Road Attendance	3,895, vs. Arizona (5/6)
Largest Neutral Attendance	4,852, vs. Central Arkansas (4/9)

Individual Superlatives

Offense

Most At Bats	6-8x, last: Ice, Donahue, Madrigal vs. Seattle (5/3)
Most Runs Scored	4, Ice vs. William & Mary (3/5)
Most Hits	4-4x, last: Ice vs. Seattle (5/3)
Most RBI	6, Ice vs. William & Mary (3/5)
Most Doubles	2-7x, last: Ice vs. Seattle (5/3)
Most Triples	2, Harrison vs. Central Arkansas (4/8)
Most Home Runs	2, Ice vs. William & Mary (3/5)
Most Walks	3-3x, last: Grenier vs. Utah (4/22)
Most Strikeouts	4-2x, last: Hamilton vs. Washington (4/1)
Most Stolen Bases	2-3x, last: Donahue vs. Utah (4/21)

Fielding

Most Putouts	15-3x, last: Harrison vs. Oregon (4/18)
Most Assists	9, Madrigal vs. Arizona (5/7)
Most Errors	2-2x, last: Morrison vs. California (3/26/16)

Pitching

Most Innings Pitched	9.0-3x, last: Heimlich vs. UCLA (5/29)
Most Runs Allowed	7, Heimlich vs. USC (5/21)
Most ER Allowed	7, Heimlich vs. USC (5/21)
Most Walks Allowed	5, Heimlich vs. USC (5/21)
Most Strikeouts	12, Rasmussen vs. San Francisco (3/11)
Most Hits Allowed	12, Eckert vs. Minnesota (2/21)

2016 Batting Breakdown

Cat.	Avg.	AB	R	H	2B	3B	HR	RBI	BB
Home	.274	736	120	202	36	15	11	107	94
Road	.248	677	105	168	37	10	7	95	85
Neutral	.338	385	90	130	19	7	7	88	44
Day	.295	1054	191	311	47	15	21	175	131
Night	.259	888	135	230	36	6	19	127	103
Pac-12	.233	961	139	224	42	13	13	125	124
Non-Conf.	.330	837	176	276	50	19	12	165	99
February	.333	279	67	93	14	5	3	66	32
March	.289	491	90	142	29	13	12	81	64
April	.277	545	99	151	30	9	4	89	74
May	.236	483	59	114	19	5	6	54	53

2016 Batting By Lineup Spot

Spot	No.	Avg.	AB	R	H	2B	3B	HR	RBI	BB
1	10	.310	226	44	70	11	4	0	24	26
2	6	.349	229	41	80	15	9	1	33	15
3	10	.256	203	43	52	13	2	2	27	32
4	11	.270	185	44	50	13	4	11	57	34
5	15	.306	196	37	60	9	1	7	34	31
6	14	.231	195	29	45	6	2	0	27	24
7	15	.280	189	24	53	8	3	2	31	24
8	14	.279	190	27	53	11	5	1	33	17
9	15	.205	185	26	38	6	2	1	24	20

2016 Batting By Inning

Inning	Avg.	AB	R	H	2B	3B	HR	RBI	BB
First	.287	202	37	58	12	4	3	34	32
Second	.280	214	36	60	12	3	3	31	16
Third	.272	217	33	59	8	1	4	28	16
Fourth	.274	201	37	55	13	3	3	37	23
Fifth	.285	200	36	57	10	3	2	35	24
Sixth	.288	208	39	60	14	6	4	39	24
Seventh	.292	219	43	64	8	4	3	37	32
Eighth	.272	202	38	55	9	7	3	36	36
Ninth	.246	118	16	29	5	1	0	12	19
Extras	.176	17	1	3	1	0	0	1	1



2016 Home Run Breakdown

No.	Player	Date	Opponent/Pitcher	On	Inn.	Out	Count
1	Hamilton (1)	2/21	Minnesota/Hanson (R)	1	2	2	1-0
2	Ice (1)	2/22	Utah/Lapaina (L)	0	5	0	0-1
3	King (1)	2/27	Kansas/Gilbert (R)	2	8	1	2-2
4	Morrison (1)	3/5	William & Mary/Brown (R)	0	2	1	0-0
5	Ice (2)	3/5	William & Mary/Brown (R)	2	3	2	2-1
6	Ice (3)	3/5	William & Mary/Yoest (R)	0	8	0	1-2
7	Nobach (1)	3/11	USF/Shew (R)	1	6	0	0-1
8	Ice (4)	3/11	USF/Ponticelli (R)	0	7	0	0-1
9	Harrison (1)	3/18	Arizona State/Williams (R)	1	4	0	3-2
10	Harrison (2)	3/24	California/Jefferies (R)	0	1	2	2-0
11	Ice (5)	3/24	California/Jefferies (R)	0	7	2	3-2
12	Harrison (3)	3/26	California/Bain (R)	1	1	1	1-0
13	Nobach (2)	3/28	SDSU/Reyes (L)	1	2	2	0-0
14	Harrison (4)	3/28	SDSU/Reyes (L)	1	3	2	1-0
15	Donahue (1)	3/29	SDSU/Purpura (L)	2	5	2	1-0
16	Harrison (5)	4/15	WSU/Hamilton (R)	2	7	0	0-2
17	Ice (6)	4/16	WSU/Walker (R)	0	8	1	3-2
18	Gretler (1)	4/22	Utah/Lapiana (L)	1	4	2	0-0
19	Harrison (6)	4/29	Stanford/Beck (R)	0	4	0	2-2
20	Harrison (7)	5/1	Stanford/Summerville (L)	1	1	1	2-1
21	Ice (7)	5/8	Arizona/Ming (L)	0	6	0	3-2
22	Harrison (8)	5/10	Portland/Lockwood (R)	0	3	1	0-1
23	Harrison (9)	5/14	Oregon/Peterson (L)	2	3	1	0-0
24	Harrison (10)	5/15	Oregon/Mercer (R)	1	6	2	1-1
25	Madrigal (1)	5/28	UCLA/Dyer (R)	0	6	1	2-0

Total: 25 Home: 11 Road: 7 Neutral: 7
Solo: 11 2-Run: 9 3-Run: 5 Grand Slam: 0
vs. Left: 8 vs. Right: 17
Pac-12: 13 Non-Conference: 12
Ahead: 12 Behind: 6 Even: 3 First Pitch: 4

* Indicates Inside-The-Park; ^ Indicates Leadoff Home Run



	Inning-By-Inning										
	1	2	3	4	5	6	7	8	9	EX	Total
Oregon State	36	36	33	37	36	39	43	38	16	1	315
Opponents	20	24	23	33	23	23	31	28	16	1	222

2017 OREGON STATE BASEBALL
2016 OFFENSIVE SUPERLATIVES/RANKINGS

Twitter.com/BeaverBaseball
 Instagram.com/BeaverBaseball
 Facebook.com/OregonStateBaseball

Record By Player Starts

Player	C	1B	2B	3B	SS	LF	CF	RF	DH
Anderson	0-0	0-0	0-0	0-0	0-0	0-0	0-0	23-10	0-0
Atwood	0-0	0-0	0-0	0-0	0-0	1-0	0-0	1-3	1-1
Cary	0-0	0-0	0-0	0-0	0-0	0-0	0-0	0-0	0-0
Donahue	0-0	0-0	1-0	0-0	0-0	23-15	0-0	1-1	4-2
Gillette	0-0	0-0	0-0	0-0	0-0	2-0	0-0	5-2	1-0
Grenier	0-0	0-0	2-1	29-17	0-0	0-0	0-0	0-0	0-0
Gretler	3-2	1-1	0-0	3-2	0-0	0-0	0-0	0-0	6-3
Hamilton	0-0	0-0	3-4	3-0	0-0	6-1	1-2	1-0	0-0
Harrison	0-0	34-17	0-0	0-0	0-0	0-0	0-0	0-0	1-2
Ice	32-17	0-0	0-0	0-0	0-0	0-0	0-0	0-0	0-0
King	0-0	0-1	0-0	0-0	0-0	0-0	0-0	0-0	16-7
Kwan	0-0	0-0	0-0	0-0	0-0	0-0	9-6	0-0	0-0
Larnach	0-0	0-0	0-0	0-0	0-0	0-0	0-0	3-1	4-4
Madrigal	0-0	0-0	29-14	0-0	3-1	0-0	0-0	0-0	0-0
Morrison	0-0	0-0	0-0	0-0	32-18	0-0	0-1	0-0	0-0
Nobach	0-0	0-0	0-0	0-0	0-0	3-3	25-10	1-2	0-0
O'Rourke	0-0	0-0	0-0	0-0	0-0	0-0	0-0	0-0	0-0
Sanders	0-0	0-0	0-0	0-0	0-0	0-0	0-0	0-0	0-0
Taylor	0-0	0-0	0-0	0-0	0-0	0-0	0-0	0-0	2-0

Record By Batting Order Starts

Player	1	2	3	4	5	6	7	8	9
Anderson	0-0	0-0	2-0	1-0	5-2	9-4	3-2	2-2	1-0
Atwood	0-0	0-0	0-0	0-0	0-0	1-1	0-2	0-1	2-0
Cary	0-0	0-0	0-0	0-0	0-0	0-0	0-0	0-0	0-0
Donahue	14-12	6-4	2-0	0-0	3-1	0-0	0-0	1-1	3-0
Gillette	0-0	0-0	0-0	2-0	3-0	1-2	1-0	1-0	0-0
Grenier	7-2	0-0	0-0	0-0	2-0	2-0	2-0	2-1	16-15
Gretler	0-0	0-0	0-0	0-0	4-5	1-1	3-2	5-0	0-0
Hamilton	1-1	0-0	0-0	0-1	2-0	1-1	3-1	3-1	4-1
Harrison	0-0	0-0	18-7	15-8	2-4	0-0	0-0	0-1	0-0
Ice	0-0	0-0	5-7	13-10	9-0	2-0	1-0	2-0	0-0
King	0-0	0-0	0-0	2-0	2-3	6-3	3-0	3-2	0-0
Kwan	2-0	3-5	0-0	0-0	0-0	0-0	0-0	1-0	3-1
Larnach	0-0	0-0	1-0	0-0	0-0	2-2	3-0	1-3	0-0
Madrigal	0-1	26-10	5-5	0-0	0-0	0-0	0-0	0-0	1-0
Morrison	10-3	0-0	2-0	0-0	1-3	3-0	3-5	9-6	4-1
Nobach	1-0	0-0	0-0	1-0	2-1	7-5	12-7	5-1	1-1
O'Rourke	0-0	0-0	0-0	0-0	0-0	0-0	0-0	0-0	0-0
Sanders	0-0	0-0	0-0	0-0	0-0	0-0	0-0	0-0	0-0
Taylor	0-0	0-0	0-0	1-0	0-0	0-0	1-0	0-0	0-0

Batter Breakdown

Player	Multiple-Hit Games					Multiple-RBI Games					Home Runs					
	2	3	4	5+	Tot.	2	3	4	5+	Tot.	Solo	2-Run	3-Run	GS	Tot.	Last
Anderson	11	-	-	-	11	7	1	-	-	8	-	-	-	-	-	-
Atwood	1	-	-	-	1	1	-	-	-	1	-	-	-	-	-	-
Cary	-	-	-	-	-	-	-	-	-	-	-	-	-	-	-	-
Donahue	11	8	1	-	20	4	2	-	-	6	-	-	1	-	1	3/29 vs. SDSU
Gillette	-	-	-	-	-	1	-	-	-	1	-	-	-	-	-	-
Grenier	7	3	-	-	10	2	-	1	-	3	-	-	-	-	-	-
Gretler	3	1	-	-	4	1	-	-	-	1	-	1	-	-	1	4/22 vs. UTAH
Hamilton	3	-	-	-	3	1	2	-	-	3	-	1	-	-	1	2/21 vs. MINN
Harrison	6	5	-	-	11	11	3	-	-	14	3	5	2	-	10	5/15 vs. UO
Ice	9	4	1	-	14	2	3	1	1	7	6	-	1	-	7	5/8 vs. ARIZ
King	4	1	-	-	5	3	-	1	-	4	-	-	1	-	1	2/27 vs. KU
Kwan	1	-	1	-	2	1	-	-	-	1	-	-	-	-	-	-
Larnach	2	-	-	-	2	-	-	-	-	-	-	-	-	-	-	-
Madrigal	11	3	2	-	16	4	1	-	-	5	1	-	-	-	1	5/28 vs. UCLA
Morrison	11	3	-	-	14	6	-	-	-	6	1	-	-	-	1	3/5 vs. W&M
Nobach	13	2	-	-	15	6	2	-	-	8	-	2	-	-	2	3/28 vs. SDSU
O'Rourke	-	-	-	-	-	-	-	-	-	-	-	-	-	-	-	-
Sanders	-	-	-	-	-	-	-	-	-	-	-	-	-	-	-	-
Taylor	-	-	-	-	-	-	-	-	-	-	-	-	-	-	-	-
Totals	93	30	5	0	128	50	14	3	1	68	11	9	5	0	25	-

Oregon State In The Polls

Week	BA	CB	USA	D1	PG	NCBWA
Preseason	5	8	8	5	6	5
Feb. 22	5	8	8	5	6	7
Feb. 29	3	6	8	4	4	4
March 7	3	6	4	4	4	4
March 14	3	6	5	4	5	5
March 21	3	2	3	3	3	3
March 28	11	13	7	6	9	9
April 4	10	14	9	7	9	11
April 11	10	14	10	7	9	10
April 18	22	17	12	14	12	12
April 25	18	12	11	10	10	12
May 1	17	15	13	11	11	12
May 9	NR	NR	17	24	NR	17
May 16	NR	NR	RV	NR	NR	24
May 23	NR	NR	RV	NR	NR	24
May 30	NR	NR	NR	NR	NR	24
Final	NR	NR	NR	NR	NR	NR

Oregon State 9+ To The Plate

Date	Opponent	Inn.	At Bat	Runs
2/20	Utah Valley	6	10	6
2/22	Utah	5	12	8
2/26	Kansas State	7	10	5
2/27	Kansas	8	9	5
3/19	Arizona State	1	10	6
3/29	San Diego State	5	10	7
4/18	Oregon	3	11	6
5/1	Stanford	1	10	5
5/22	USC	2	9	4
5/29	UCLA	7	9	3

#31 Jordan Britton

Date	Opponent	W-L-S	IP	H	R	ER	BB	SO	NP/S
2/20	Utah Valley	ND	1.2	3	3	3	2	1	40/23
2/26	Kansas State	ND	2.1	1	0	0	2	1	34/19
3/19	Arizona State	ND	1.0	1	0	0	0	0	9/6
3/24	California	ND	2.0	0	0	0	0	3	25/17
3/25	California	ND	2.1	0	0	0	0	3	33/21
3/29	San Diego State *	ND	4.0	3	3	3	1	1	51/34
4/3	Washington	ND	1.1	1	0	0	0	2	22/14
4/8	Central Arkansas	ND	2.0	1	0	0	1	2	35/23
4/9	Central Arkansas	S	3.0	1	0	0	1	1	43/25
4/14	Washington State	L	0.2	3	4	3	0	1	22/14
4/18	Oregon	ND	1.1	3	3	3	0	1	32/16
4/22	Utah	ND	1.1	2	0	0	2	0	27/10
5/3	Seattle *	ND	4.0	5	0	0	1	1	58/33
5/10	Portland *	L	3.1	1	5	4	5	4	60/32

#18 Scotland Church

Date	Opponent	W-L-S	IP	H	R	ER	BB	SO	NP/S
2/20	Utah Valley	ND	2.0	2	0	0	3	3	53/28
2/22	Utah	ND	2.2	1	0	0	2	0	33/19
2/28	Kansas	ND	0.1	2	1	1	1	1	20/11
3/11	San Francisco	ND	0.1	3	4	4	1	0	24/12
3/22	Portland	S	3.0	0	0	0	1	3	52/31
3/24	California	ND	1.2	1	1	1	2	0	27/12
4/2	Washington	ND	2.0	2	0	0	1	2	39/22
4/9	Central Arkansas	ND	0.2	1	0	0	0	1	12/9
4/10	Central Arkansas	ND	1.0	0	0	0	0	2	15/11
4/14	Washington State	ND	1.1	0	0	0	0	0	9/6
4/18	Oregon	ND	0.1	0	1	1	1	0	9/2
4/21	Utah	ND	1.0	1	0	0	0	0	12/8
4/27	Oregon	ND	6.1	1	1	0	1	6	90/58
5/3	Seattle	ND	2.0	3	2	2	0	1	33/22
5/10	Portland	ND	0.0	2	1	1	1	0	16/7
5/21	USC	ND	5.0	3	2	2	2	4	68/37

#32 Travis Eckert

Date	Opponent	W-L-S	IP	H	R	ER	BB	SO	NP/S
2/21	Minnesota *	ND	6.0	12	6	6	1	6	105/77
2/27	Kansas * ^	ND	6.0	7	2	2	1	4	97/63
3/5	San Diego * ^	W	7.1	3	2	2	2	7	106/71
3/13	San Francisco * ^	L	7.1	3	2	1	0	4	96/72
3/20	Arizona State * ^	W	8.0	2	1	1	3	6	103/63
3/26	California *	L	1.2	4	4	3	1	1	29/22
4/1	Washington *	W	5.0	3	0	0	3	9	89/61
4/14	Washington St. * ^	W	7.0	8	2	2	0	6	105/71
4/21	Utah *	W	8.0	8	4	4	2	2	108/64
4/29	Stanford * ^	ND	8.0	7	2	2	3	5	111/69
5/6	Arizona *	L	7.1	8	6	5	2	2	119/70
5/13	Oregon *	L	6.0	8	6	5	1	4	112/70
5/20	USC * ^	W	9.0	2	1	1	1	5	111/72
5/27	UCLA * ^	ND	6.2	7	0	0	1	5	106/69

#34 Max Engelbrekt

Date	Opponent	W-L-S	IP	H	R	ER	BB	SO	NP/S
2/19	Ball State	S	1.0	1	0	0	0	2	19/13
2/21	Minnesota	S	1.0	1	0	0	1	1	21/13
2/25	Kansas State	S	1.1	1	0	0	1	0	20/11
2/27	Kansas	ND	1.2	1	1	0	0	1	36/27
2/28	Kansas	S	1.2	1	0	0	0	4	34/21
3/5	San Diego	S	1.1	0	0	0	0	0	13/10
3/11	San Francisco	S	1.0	0	0	0	0	2	11/8
3/13	San Francisco	ND	0.2	3	3	3	0	1	20/14
3/18	Arizona State	S	0.2	1	0	0	0	1	9/7
3/20	Arizona State	S	0.2	0	0	0	0	1	10/5
3/26	California	ND	1.2	2	0	0	1	1	31/18
3/28	San Diego State	L	1.1	2	1	1	0	2	14/11
3/29	San Diego State	S	1.1	3	1	1	0	3	20/17
4/2	Washington	S	1.0	1	0	0	1	1	18/11
4/3	Washington	L	2.2	2	1	1	1	3	38/25
4/8	Central Arkansas	ND	1.0	0	0	0	0	1	11/7
4/16	Washington State	ND	0.2	3	2	2	1	0	10/6
4/18	Oregon	W	2.2	3	2	2	2	1	53/34
4/22	Utah	ND	1.2	2	0	0	2	2	38/23
5/3	Seattle	W	3.0	3	1	1	2	3	49/35
5/8	Arizona	L	1.2	1	1	0	1	1	24/15
5/10	Portland	ND	1.0	1	0	0	0	1	13/11
5/15	Oregon	ND	2.1	2	1	1	1	2	36/24
5/22	USC	S	1.2	0	0	0	0	3	26/16
5/27	UCLA	W	2.1	1	0	0	0	2	30/23

#26 Bryce Fehmel

Date	Opponent	W-L-S	IP	H	R	ER	BB	SO	NP/S
2/19	Ball State	ND	1.1	0	0	0	1	2	20/10
2/20	Utah Valley	ND	0.2	0	0	0	0	0	12/7
2/21	Minnesota	W	1.2	0	0	0	1	1	13/7
2/25	Kansas State	W	1.0	2	1	1	3	1	39/20
2/27	Kansas	W	1.1	1	0	0	0	2	18/11
3/5	William & Mary	W	3.0	1	0	0	0	2	31/22
3/11	San Francisco	ND	1.0	0	0	0	0	1	8/7
3/13	San Francisco	ND	1.0	0	0	0	0	1	11/6
3/20	Arizona State	ND	0.1	2	0	0	0	0	7/5
3/22	Portland *	W	3.0	3	1	1	2	5	68/43
3/28	San Diego State *	ND	5.2	8	4	4	2	3	91/58
4/1	Washington	S	4.0	1	1	0	1	2	68/41
4/8	Central Arkansas * ^	W	6.0	7	2	2	2	3	101/64
4/14	Washington State	ND	2.0	2	1	1	1	3	33/22
4/18	Oregon *	ND	3.2	5	2	2	2	2	68/36
4/22	Utah	ND	0.2	1	1	0	1	1	21/14
4/22	Utah	L	1.2	2	2	2	1	0	30/18
4/27	Oregon	ND	0.2	0	0	0	0	0	5/3
4/29	Stanford	W	1.0	0	0	0	0	0	11/8
5/1	Stanford	W	4.1	3	1	1	0	6	61/40
5/3	Seattle	ND	1.1	3	1	1	0	0	24/18
5/8	Arizona	ND	4.1	5	3	2	1	2	60/38
5/10	Portland	ND	0.2	2	1	1	1	1	23/13
5/14	Oregon	S	3.1	0	0	0	1	6	53/31
5/22	USC * ^	W	7.1	6	1	0	2	5	117/80
5/28	UCLA * ^	W	9.0	5	0	0	1	2	111/70

2017 OREGON STATE BASEBALL
2016 PITCHING APPEARANCES

Twitter.com/BeaverBaseball
 Instagram.com/BeaverBaseball
 Facebook.com/OregonStateBaseball

#15 Luke Heimlich

Date	Opponent	W-L-S	IP	H	R	ER	BB	SO	NP/S
2/22	Utah * ^	W	6.1	4	2	2	1	7	94/67
2/28	Kansas * ^	W	7.0	4	0	0	1	3	102/64
3/4	San Diego	ND	2.0	1	1	1	0	2	32/19
3/5	San Diego	ND	0.1	1	0	0	1	0	20/12
3/11	San Francisco	ND	0.1	1	0	0	0	0	7/4
3/12	San Francisco	W	3.0	2	0	0	1	3	51/31
3/20	Arizona State	ND	0.0	0	2	2	2	0	14/6
3/22	Portland	ND	2.2	5	5	5	1	5	54/36
3/26	California	ND	4.2	2	1	1	1	5	83/55
3/29	San Diego State	ND	1.0	1	3	2	0	0	23/16
4/3	Washington * ^	ND	6.1	4	1	1	0	2	92/60
4/10	C. Arkansas * ^	W	7.2	4	0	0	1	7	106/72
4/16	Washington St. * ^	L	6.0	8	4	2	0	6	80/55
4/22	Utah * ^	W	8.1	6	1	1	2	4	109/72
4/30	Stanford *	L	6.1	9	6	6	2	1	102/62
5/3	Seattle	ND	0.2	0	0	0	0	1	4/3
5/7	Arizona *	L	6.2	5	4	4	4	3	118/70
5/14	Oregon *	W	5.2	5	3	2	4	4	109/56
5/21	USC *	L	2.1	6	7	7	5	2	67/34
5/29	UCLA * ^	W	9.0	5	0	0	0	8	116/79

#23 Mitch Hickey

Date	Opponent	W-L-S	IP	H	R	ER	BB	SO	NP/S
3/12	San Francisco	ND	1.1	0	0	0	0	2	19/11
3/19	Arizona State	ND	1.0	2	2	2	1	0	23/13
3/28	San Diego State	ND	2.0	2	1	0	1	2	37/20
4/2	Washington	ND	1.0	0	0	0	0	1	11/8
4/3	Washington	ND	1.2	3	1	1	0	2	27/17
4/16	Washington State	ND	1.1	0	2	2	2	0	30/16
4/18	Oregon	ND	0.1	1	2	2	1	0	11/5
4/22	Utah	ND	2.0	2	0	0	0	0	24/19
5/3	Seattle	ND	0.0	0	0	0	0	0	6/2
5/7	Arizona	ND	1.1	0	0	0	0	0	10/8
5/15	Oregon	ND	1.1	0	0	0	0	1	18/10

#45 Austin Kelly

Date	Opponent	W-L-S	IP	H	R	ER	BB	SO	NP/S
4/18	Oregon	ND	0.2	0	0	0	2	0	16/8
4/27	Oregon	ND	0.0	2	4	1	2	0	17/11

#20 Christian Martinek

Date	Opponent	W-L-S	IP	H	R	ER	BB	SO	NP/S
3/24	California	ND	1.0	0	0	0	0	0	12/9
4/18	Oregon	ND	0.0	1	0	0	1	0	6/1
4/27	Oregon *	L	1.0	1	2	2	0	1	28/17
5/21	USC	ND	0.2	0	0	0	0	1	8/5

#30 Eric Parnow

Date	Opponent	W-L-S	IP	H	R	ER	BB	SO	NP/S
2/19	Ball State	ND	0.1	0	2	2	2	0	13/4

#40 Tommy Paul

Date	Opponent	W-L-S	IP	H	R	ER	BB	SO	NP/S
2/20	Utah Valley	ND	2.1	1	3	3	3	4	49/30
3/5	William & Mary	ND	0.1	1	0	0	0	0	6/3
3/29	San Diego State	W	2.1	0	0	0	2	0	35/17
4/10	Central Arkansas	ND	0.1	0	1	0	3	0	22/10
4/30	Stanford	ND	2.2	2	0	0	0	2	41/23
5/10	Portland	ND	3.0	2	0	0	0	3	37/25
5/15	Oregon	ND	0.1	3	2	2	0	0	12/8
5/21	USC	ND	0.0	2	1	0	0	0	9/6

#35 John Pomeroy

Date	Opponent	W-L-S	IP	H	R	ER	BB	SO	NP/S
2/19	Ball State	ND	0.2	1	1	1	1	0	16/8
2/21	Minnesota	ND	0.1	1	1	1	2	1	20/9
3/5	William & Mary	ND	1.0	1	0	0	0	2	16/11
3/22	Portland	ND	0.1	0	0	0	0	0	7/2
3/25	California	ND	0.1	0	0	0	0	0	6/4
5/6	Arizona	ND	0.2	0	0	0	0	0	6/3
5/13	Oregon	ND	3.0	1	1	1	3	3	54/29

#25 Drew Rasmussen

Date	Opponent	W-L-S-H	IP	H	R	ER	BB	SO	NP/S
2/19	Ball State *	W	5.2	7	3	3	2	3	98/60
2/25	Kansas State *	ND	6.2	6	4	4	2	7	94/60
3/4	San Diego * ^	W	7.0	4	1	1	2	7	96/63
3/11	San Francisco * ^	W	6.0	2	1	1	1	12	105/71
3/18	Arizona State * ^	W	8.1	5	2	2	0	8	113/74
3/24	California *	L	3.1	4	5	3	2	5	62/42

#44 Jake Thompson

Date	Opponent	W-L-S	IP	H	R	ER	BB	SO	NP/S
2/20	Utah Valley *	L	2.1	7	6	5	3	1	74/45
2/26	Kansas State * ^	W	6.2	5	0	0	2	7	91/61
3/5	William & Mary *	ND	4.2	6	3	2	2	6	101/60
3/12	San Francisco *	ND	4.2	3	0	0	1	3	60/41
3/19	Arizona State * ^	W	7.0	5	0	0	2	6	94/60
3/25	California *	L	5.1	9	5	4	0	5	99/68
4/2	Washington *	ND	5.0	5	4	4	2	4	86/50
4/9	Central Arkansas *	W	5.1	3	2	2	3	4	92/57
4/14	Washington St. * ^	ND	6.0	6	3	3	2	7	94/59
4/22	Utah *	ND	1.1	3	5	5	3	3	51/27
5/1	Stanford *	ND	4.2	2	3	0	3	4	68/39
5/8	Arizona *	ND	2.0	2	2	2	2	0	44/23
5/10	Portland	ND	1.0	0	0	0	0	1	6/5
5/15	Oregon *	L	5.0	3	3	2	3	2	68/32



Oregon State Starters											
Pitcher	Starts	QS	Pct.	#P/Start	IP/Start	PCK	DP	Runs For	R/Start	Team Rec.	
Britton, Jordan	3	0	.000	56	3.2	0	1	19	6.3	2-1	
Eckert, Travis	14	8	.571	100	6.2	4	12	77	5.5	10-4	
Fehmel, Bryce	6	3	.500	94	6.1	1	0	42	7.0	5-1	
Heimlich, Luke	11	7	.636	101	6.2	0	6	46	4.1	6-5	
Martinek, Christian	1	0	.000	28	1.0	0	0	6	6.0	0-1	
Rasmussen, Drew	6	3	.500	95	6.1	0	1	34	5.6	5-1	
Thompson, Jake	13	3	.230	79	5.1	0	5	92	7.1	7-6	

Note: Stats are for starts only

Oregon State Bullpen (Relief Appearances Only)												
Reliever	LAST APP (Dec.)	IP	H	R	ER	BB	SO	SV/OPP	1st AB RET/FACED	RI/S	PCT	
Britton, Jordan	4/22 vs. Utah (ND)	1.1	2	0	0	2	0	1/2	6/11	11/3	.272	
Church, Scotland	5/21 vs. USC (ND)	5.0	3	2	2	2	4	1/1	12/16	21/13	.619	
Engelbrekt, Max	5/27 vs. UCLA (W)	2.1	1	0	0	0	2	11/13	15/26	25/7	.280	
Fehmel, Bryce	5/14 vs. Oregon (S)	3.1	0	0	0	1	6	2/2	12/19	24/6	.250	
Heimlich, Luke	5/3 vs. Seattle (ND)	0.2	0	0	0	0	1	0/0	7/9	8/2	.250	
Hickey, Mitch	5/15 vs. Oregon (ND)	1.1	0	0	0	0	1	0/1	6/11	10/5	.500	
Kelly, Austin	4/27 vs. Oregon (ND)	0.0	2	4	1	2	0	0/0	1/2	5/3	.600	
Martinek, Christian	5/21 vs. USC (ND)	0.2	0	0	0	0	1	0/0	2/3	2/1	.500	
Parnow, Eric	2/19 vs. Ball State (ND)	0.1	0	2	2	2	0	0/0	1/1	1/0	.000	
Paul, Tommy	5/21 vs. USC (ND)	0.0	2	1	0	0	0	0/0	3/8	9/5	.556	
Pomeroy, John	5/13 vs. Oregon (ND)	3.0	1	1	1	3	3	0/0	3/7	6/4	.667	
Thompson, Jake	5/10 vs. Portland (ND)	1.0	0	0	0	0	1	0/0	1/1	1/0	.000	

	W-L	ERA	IP	H	R	ER	BB	SO
Starters	23-14	3.49	309.0	270	138	120	96	234
Relievers	12-4	3.64	170.1	142	84	69	81	149

Oregon State Bullpen By Month

Month	W-L	ERA	SV/OPP	IP	H	ER	BB	SO
February	3-0	4.32	4/4	25.0	20	12	25	25
March	3-1	3.86	6/6	49.0	40	21	15	45
April	3-2	3.61	3/5	52.1	45	21	29	37
May	3-1	3.00	2/4	45.0	37	15	13	42
June								

Oregon State Bullpen By Location

Location	W-L	ERA	SV/OPP	IP	H	ER	BB	SO
Home	7-2	3.27	7/9	66.0	57	24	23	64
Road	1-2	4.27	3/5	65.1	53	31	33	48
Neutral	4-0	3.26	5/5	39.0	32	13	28	37

Oregon State Staff By Series/Opponent

Team	W-L	ERA	IP	H	ER	BB	SO
Surprise 1	3-1	6.50	36.0	39	26	24	32
Surprise 2	4-0	2.00	36.0	31	8	13	31
San Diego	2-0	2.00	18.0	9	4	4	16
William & Mary	1-0	2.00	9.0	9	2	2	10
San Francisco	2-1	3.00	27.0	17	9	5	29
Arizona State	3-0	2.33	27.0	18	7	8	22
Portland	1-1	6.00	18.0	16	12	11	23
California	0-3	4.50	24.0	22	12	6	23
San Diego State	1-1	4.50	18.0	21	9	6	11
Washington	2-1	2.10	30.0	22	7	9	28
Central Arkansas	3-0	1.33	27.0	16	4	11	21
Washington State	1-2	5.40	25.0	30	15	6	23
Oregon	2-3	5.31	44.0	40	26	24	33
Utah	2-1	4.15	26.0	27	12	13	12
Stanford	2-1	3.00	27.0	23	9	8	18
Seattle	1-0	3.27	11.0	14	4	3	6
Arizona	0-3	4.88	24.0	21	13	10	8
USC	2-1	3.46	26.0	19	10	10	20
UCLA	3-0	0.00	27.0	18	0	2	17



2017 OREGON STATE BASEBALL
2016 PAC-12 STANDINGS/HONORS

Twitter.com/BeaverBaseball
 Instagram.com/BeaverBaseball
 Facebook.com/OregonStateBaseball

	CONFERENCE			OVERALL			VS OSU
	W	L	PCT	W	L	PCT	W-L
Utah %	19	11	.633	26	29	.473	1-3
Washington ^	17	13	.567	33	23	.589	1-2
Oregon State	16	14	.533	35	19	.648	-
Arizona State ^	16	14	.533	36	23	.610	0-3
Arizona ^ & #	16	14	.533	49	24	.671	3-0
Stanford	15	15	.500	31	23	.574	1-2
USC	15	15	.500	28	28	.500	1-2
California	14	16	.467	32	21	.604	3-0
Oregon	14	16	.467	29	26	.527	3-2
UCLA	12	18	.400	25	31	.446	0-3
Washington State	11	19	.367	19	35	.352	2-1



% - Pac-12 Champion • ^ - Regional Club • & - Super Regional Club • # CWS Club

2016 All-Pac-12 Team

Player of the Year: Brett Cumberland, California
Pitcher of the Year: Troy Rallings, Washington
Freshman of the Year: Nick Madrigal, Oregon State
Defensive Player of the Year: Logan Ice, Oregon State
Coach of the Year: Bill Kinnenberg, Utah

Name	Pos.	Yr.	School
Ryan Aguilar	1B	Sr.	Arizona
Nathan Bannister	SP	Sr.	Arizona
Bobby Dalbec	RP	Jr.	Arizona
Zach Gibbons	OF	Sr.	Arizona
Cody Ramer	2B	Sr.	Arizona
David Greer	1B	Jr.	Arizona State
Seth Martinez	SP	Jr.	Arizona State
Brian Serven	C	Jr.	Arizona State
Colby Woodmansee	SS	Jr.	Arizona State
Brett Cumberland	C	So.	California
Mitchell Kranson	3B	Sr.	California
Cole Irvin	SP	Jr.	Oregon
Stephen Nogosek	RP	Jr.	Oregon
Christian Donahue	OF	So.	Oregon State
KJ Harrison	1B	So.	Oregon State
Logan Ice	C	Jr.	Oregon State
Nick Madrigal	2B	Fr.	Oregon State
Tristan Beck	SP	Fr.	Stanford
Tommy Edman	SS	Jr.	Stanford
Eric Fila	OF	Sr.	UCLA
Jeremy Martinez	C	Jr.	USC
AJ Ramirez	OF	Sr.	USC
David Oppenheim	DH	Sr.	USC
Dallas Carroll	3B	Jr.	Utah
DaShawn Keirse, Jr.	OF	Fr.	Utah
Jayson Rose	SP	So.	Utah
Cody Scaggari	SS	Sr.	Utah
Chris Baker	3B	Jr.	Washington
Jack Meggs	OF	Jr.	Washington
Joey Morgan	C	So.	Washington
Troy Rallings	RP	Sr.	Washington
Trek Stemp	2B	RS-Jr.	Washington State

Honorable Mention: J.C. Cloney, ARIZ; Jordan Aboites, ASU; Gage Canning, ASU; Eder Erives, ASU; Andrew Shaps, ASU; Nick Halamandaris, CAL; Erik Martinez, CAL; Ryan Mason, CAL; Robbie Tenerowicz, CAL; A.J. Balta, ORE; Jake Bennett, ORE; Austin Grebeck, ORE; **Bryce Fehmel, OSU;** Quinn Brodey, STAN; Chris Castellanos, STAN; Alex Dunlap, STAN; Colton Hock, STAN; Matt Winaker, STAN; Griffin Canning, UCLA; Kyle Molnar, UCLA; Luke Perisco, UCLA; Corey Dempster, USC; Marc Huberman, USC; Brooks Kriske, USC; Joe Navilhon, USC; Frankie Rios, USC; Timmy Robinson, USC; Dylan Drachler, UTAH; Kellen Marruffo, UTAH; Josh Rose, UTAH; Noah Bremer, WASH; Levi Jordan, WASH; John Naff, WASH; Ian Hamilton, WSU; Ryan Walker, WSU.

2016 Pac-12 Weekly Honors

Players Of The Week

Feb. 23 - Nick Madrigal, Oregon State

March 1 - Alfonso Rivas, Arizona

March 8 - Logan Ice, Oregon State

March 14 - David Greer, Arizona State

March 21 - Bobby Dalbec, Arizona

March 28 - Timmy Robinson, USC

April 4 - Brett Cumberland, California

April 11 - AJ Ramirez, USC

April 18 - Trek Stemp, Washington State

April 25 - Jeremy Martinez, USC

May 2 - Kort Peterson, UCLA

May 9 - Hunter Simmons, Utah

May 16 - Brett Cumberland, California

May 23 - Chris Baker, Washington

May 30 - DaShawn Keirse, Jr. - Utah

Pitchers Of The Week

Feb. 23 - Tristan Beck, Stanford

March 1 - Colton Hock, Stanford

March 8 - Erik Martinez, California

March 14 - Drew Rasmussen, Oregon State

March 21 - Kyle Molnar, UCLA

March 28 - Ryan Hingst, Arizona State

April 4 - Travis Eckert, Oregon State

April 11 - Nathan Bannister, Arizona

April 18 - Griffin Canning, UCLA

April 25 - Nathan Bannister, Arizona


May 2 - Kevin Ginkel, Arizona

May 9 - Ryan Schmitt, Washington

May 16 - Ian Hamilton, Washington State

May 23 - Travis Eckert, Oregon State

May 30 - Luke Heimlich, Oregon State



Individual hitting

Batting Average

Season 423, Randy Duke, 1987
 Career379, Jay Dean, 1952-55

At Bats

Game 9, Mel Cuckovich
 1972 vs. Washington
 Doug Miller, 1972 vs. Washington
 Season 278, Darwin Barney, 2007
 Career 765, Darwin Barney, 2005-07

Runs

Game 6, Bobby Buob, 1954 vs. Wash.
 Jim Ruggles, 1954 vs. Wash.
 Ken Bowen, 1985 vs. Chico State
 Season 83, Cole Gillespie, 2006
 Career 168, Jacoby Ellsbury, 2003-05

Hits

Game 5, multiple times
 Season 99, Jacoby Ellsbury, 2005
 Career 238, Darwin Barney, 2005-07

Doubles

Game 3, multiple times
 Season 25, Cole Gillespie, 2006
 Career 49, Chris Biles, 2000-2003

Triples

Game 2, multiple times
 Season 7, Abino Vazquez, 1997
 Career 13, Todd Thomas, 1980-83

Home Runs

Game 3, Andy Jarvis, 2001 vs. Wash. St.
 Season 21, Jim Wilson, 1982
 Career 34, Joe Gerber, 1997-2000
 34, Andy Jarvis, 2000-2003

Runs Batted In

Game 9, Ken Bowen, 1985 vs. Chico State
 Season 76, Michael Conforto, 2012
 Career 179, Michael Conforto, 2012-14

Total Bases

Game 14, Jim Wilson
 1982 vs. Washington State.
 Season 163, Cole Gillespie, 2006
 Career 382, Andy Jarvis, 2000-03

Slugging Percentage

Season829, Jim Wilson, 1982
 Career640, Jim Wilson, 1980-82

Stolen Bases

Game 4, Steve Lyons, 1979 vs. Ore. Tech
 David Anderson, 1991 vs. Willamette
 Season 29, Dave Brundage, 1986
 Career 62, Todd Thomas, 1980-83

Walks

Game 5, Bob Beall, 1970 vs. UCLA

Jake Rodriguez, 2013 vs. Bryant
 Season 48, Rich Dodge, 1977
 Career 120, Ken Bowen, 1984-87

Strikeouts

Game 5, Zach Gordon
 2001 vs. San Diego State
 Season 58, Troy Schader, 1999
 Career 151, Ryan Lipe, 1995-98

Hit By Pitch

Game 3, multiple times
 Season 14, Curtis Davis, 2001
 14, Cole Gillespie, 2006
 Career 30, Ryan Lipe, 1995-98
 30, Jacoby Ellsbury, 2003-05

Individual pitching

Wins

Season 14, Scott Christman, 1993 (14-1)
 Andrew Moore, 2013 (14-2)
 Career 36, Ben Wetzler, 2011-14 (36-7)

Losses

Season 9, B.R. Cook, 1999 (6-9)
 9, Thad Johnson, 2001 (6-9)
 Career .. 18, Mason Smith, 1991-94 (22-18)

Winning Percentage

Season 1.000, Mark Newell, 1997 (8-0)
 Career917, Leon Criner, 1959-61 (11-1)

Saves

Season 20, Kevin Gunderson, 2006
 Career 37, Kevin Gunderson, 2004-06

Earned Run Average

Season 0.78, Ben Wetzler, 2014
 Career 1.79, Cecil Ira, 1961-63

Strikeouts

Game .. 17, Mason Smith, 1994 vs. Portland
 Season 131, Jonah Nickerson, 2006
 Career 299, Jonah Nickerson, 2004-06



Jonah Nickerson

Walks

Season 62, Jeff Reece, 1983
 Career 160, John Sipple, 1985-88

Hits

Season 137, Scott Nicholson, 2001
 Career 348, Mike Gorman, 1979-82

Innings Pitched

Game 16.0, Greg Jurgenson
 1972 vs. Washington
 Season 136.2, Jonah Nickerson, 2006
 Career 348.2, Ken Noble, 1975-78

Complete Games

Season 12, Cecil Ira, 1962
 Career 28, Cecil Ira, 1961-63

Shutouts

Season 5, Cecil Ira, 1963
 Career 10, Cecil Ira, 1961-63

Runs Allowed

Season 90, Mark Newell, 1999
 Career .. 229, Stephen Copeland, 2000-03

Wild Pitches

Season 15, Scott Christman, 1992
 Career 28, Kevin Hooker, 1991-95

Hit Batters

Season 32, Dallas Buck, 2005
 Career 74, Dallas Buck, 2004-06

Longest Stretch, No Walks

Career 177, Ken Noble

Individual fielding

Errors

Game 4, multiple times
 Season 30, Dave Backen, 1978
 Career 62, Ken Bowen, 1984-87

Team hitting

Batting Average

Season327, 1997

At Bats

Game 74, 1972 vs. Washington
 Season 2,264, 2006

Runs

Game 36, 1985 vs. Chico State (36-12)
 Season 504, 1997

Hits

Game 27, 1954 vs. Washington
 Season 684, 2006

2017 OREGON STATE BASEBALL

OREGON STATE RECORDS

Twitter.com/BeaverBaseball
 Instagram.com/BeaverBaseball
 Facebook.com/OregonStateBaseball

Doubles

Game.....10, 1979 vs. Puget Sound
10, 2003 vs. Portland
 Season125, 2006

Triples

Game.....4, 1980 vs. Western Oregon
4, 1994 vs. Maine
 1997 vs. Portland State
 Season32, 2016

Home Runs

Game.....7, 2000 vs. Portland
7, 2001 vs. Washington
7, 2015 vs. Portland
 Season60, 1998

Runs Batted In

Game.....34, 1985 vs. Chico State
 Season455, 1997

Total Bases

Season979, 2006

Slugging Percentage

Season497, 1997

Stolen Bases

Game.....10, many times
 Season101, 1986

Walks

Game.....22, 1985 vs. Chico State
 Season337, 1998

Strikeouts

Game.....18, 1941 vs. Idaho
18, 1997 vs. Washington State
18, 1972 vs. Washington
18, 2010 vs. UCLA
 Season460, 1999

Hit By Pitch

Season80, 1997

Hit Into Double Plays

Season55, 2006

Team pitching

Wins

Season52, 2013 (52-13)

Losses

Season35, 1999 (19-35)

Saves

Season21, 2005; 2006

Earned Run Average

Season2.28, 2013

Strikeouts

Game.....18, 1941 vs. Idaho
 Season463, 2005

Walks

Season254, 1992

Hits

Season608, 1999

Innings Pitched

Game.....20.0, 1972 vs. Washington
 Season587.0, 2013

Complete Games

Season24, 1994

Shutouts

Season15, 2014

Runs Allowed

Game.....26, 1973 vs. Wash. State (6-26)
 Season446, 1999

Wild Pitches

Season66, 1999

Hit Batters

Season76, 2004

Team fielding

Errors

Season101, 1977

Double Plays

Season68, 1987

Fielding Percentage

Season979, 2014

Miscellaneous

Longest Hitting Streak.....31 games
 Jeff Brauning, 1989

Most Consecutive Shutout IP
 45, Ken Forsch, 1968

Most Consecutive Wins:14,
 Scott Christman, 1993

Longest Game20 innings, 1972
 vs. Washington; Washington 2, OSU 1

Most Runs, Both Teams48, 1985
 vs. Chico State; OSU 36, Chico State 12

Most Home Runs, One Inning, Team 4,
 1966 vs. Oregon, 2003 vs. California

Most Runs, One Inning, Team.....
 16 (1st inning), 1997 vs. Portland

Longest Winning Streak, Team 18 games,
 1951, 1962.

Longest Losing Streak, Team 9 games,
 1966

Most Wins, Regular Season.....45, 2014

Largest Margin Of Victory.....30 runs,
 OSU 33, Portland 3, 1997.

Largest Margin of Defeat20 runs.
 Washington State 26, OSU 6, 1973

Largest Goss Stadium Crowd4,600
 June 7, 1952

Largest post-1999 renovation crowd
 3,602, June 9, 2013

Largest Crowd, Any Site30,335,
 June 21, 2006

Pac-12 records

Runs Batted In

Team, Game.....34
 1985 vs. Chico State.

Doubles

Team, Game.....10, 1979 vs. Puget Sound
 10, 2003 vs. Portland

Home Runs

Team, Inning.....4, 1966 vs. Oregon
 2003 vs. California

Walks

Individual, Game5, Bob Beall
 1970 vs. UCLA
 5, Jake Rodriguez, 2013 vs. Bryant

Shutouts

Individual, Season.....5, Cecil Ira, 1963
 Individual, Career10, Cecil Ira, 1961-63

Longest Game20 innings
 1972 vs. Washington

NCAA Leaders

Stolen Bases

Individual, Per Game .Kim Bradshaw, 1959
 0.93 (26 stolen bases in 28 games)

ERA

Individual.....Ben Wetzler, 0.78, 2014

Saves

Individual.....Kevin Gunderson, 2006, 20

Double Plays

Team, Per Game.....1987, 1.48
 (68 double plays in 48 games)

Batting average
 (minimum 260 at-bats)

1. Jay Dean, 1952-55379
2. A.J. Marquardt, 1993-94373
3. Jacoby Ellsbury, 2003-05365
4. Joe Gerber, 1997-2000362
 Brian Barden, 2000-02362
6. Ben Bertrand, 1996-98358
7. Dan Cunningham, 1971-73354
8. Chris Biles, 2000-03353
9. Dave Brundage, 1984-86350
 Mike Leone, 1996-97350

At-bats

1. Darwin Barney, 2006-07765
2. Andy Jarvis, 2000-03725
3. Kevin Keyes, 2011-14723
4. Tyler Smith, 2010-13696
5. Michael Conforto, 2012-14668
7. Dylan Davis, 2012-14660
6. Shea McFeely, 2004-06653
8. Jon Yonemitsu, 1990-93648
9. Jacoby Ellsbury, 2003-05646
10. Ken Bowen, 1984-87643

Hits

1. Darwin Barney, 2005-07238
2. Jacoby Ellsbury, 2003-05236
3. Andy Jarvis, 2000-03232
4. Brian Barden, 2000-02231
5. Michael Conforto, 2012-14227
6. Alan Keyes, 2011-14212
7. Ken Bowen, 1984-87206
8. Tyler Smith, 2010-13203
9. Joe Gerber, 1997-2000201
10. Chris Biles, 2000-03199

Runs

1. Jacoby Ellsbury, 2003-05168
2. Darwin Barney, 2005-07152
3. Ken Bowen, 1984-87150
4. Todd Thomas, 1980-83148
 Brian Barden, 2000-02148
6. Michael Conforto, 2012-14145
7. Shea McFeely, 2004-06142
8. Andy Jarvis, 2000-03141
9. Drew Hedges, 1997-2000139
10. Tyler Smith, 2010-13136

Doubles

1. Chris Biles, 2000-0349
2. Dylan Davis, 2012-1448
3. Danny Hayes, 2010-1345
4. Joe Gerber, 1997-200044
 Michael Conforto, 2012-1444
6. Josh Carter, 1999-200142
 Andy Jarvis, 2000-0342
8. Darwin Barney, 2005-0740
9. Brian Barden, 2000-0239
10. Seth Pietsch, 2001-0338
 Chris Kunda, 2003-0638

Triples

1. Todd Thomas, 1980-8313
2. Trevor Morrison, 2014-1612
3. Chuck Fisk, 1952-5510
 Seth Pietsch, 2001-0310
 Jeff Hendrix, 2013-1510
6. Jeff Doyle, 1975-779
 Eric Stark, 1998-20019
 Aaron Mathews, 2002-049
9. Dave Backen, 1978-818
 Dave Schoppe, 1988-918
 Abino Vazquez, 1996-978
 Jacoby Ellsbury, 2003-058
 Shea McFeely, 2004-068
 Cole Gillespie, 2004-068
 Darwin Barney, 2005-078



Michael Conforto

Home runs

1. Joe Gerber, 1997-200034
 Andy Jarvis, 2000-0334
3. Michael Conforto, 2012-1431
4. Al Hunsinger, 1980-8128
5. Bob McNair, 1978-8027
 Jim Wilson, 1980-8227
7. Matt Bailie, 1995-9825
 Brian Barden, 2000-0225
 Mitch Canham, 2004-0725
10. Seth Pietsch, 2001-0322

Runs batted in

1. Michael Conforto, 2012-14179
2. Andy Jarvis, 2000-03173
3. Joe Gerber, 1997-2000169
4. Dylan Davis, 2012-14155
5. Brian Barden, 2000-02154
6. Mitch Canham, 2004-07152
7. Matt Bailie, 1995-98144
8. Darwin Barney, 2005-07136
9. Ken Bowen, 1984-87131
10. Bob McNair, 1978-80130
 Shea McFeely, 2004-06130

Walks

1. Ken Bowen, 1984-87120
 Danny Hayes, 2010-13120
 Michael Conforto, 2012-14120
3. Mickey Riley, 1980-83118
5. Rich Dodge, 1974-77111
6. Shea McFeely, 2004-06107
7. Matt Bailie, 1995-98106
8. Dave Backen, 1978-81103
9. Joe Gerber, 1997-2000102
10. Steve Lyons, 1979-81101
 Todd Thomas, 1980-83101

Total bases

1. Andy Jarvis, 2000-03382
2. Michael Conforto, 2012-14372
3. Brian Barden, 2000-02355
4. Joe Gerber, 1997-2000347
5. Jacoby Ellsbury, 2003-05337
6. Chris Biles, 2000-03318
7. Mitch Canham, 2004-07316
8. Darwin Barney, 2005-07311
9. Ken Bowen, 1984-87303
10. Shea McFeely, 2004-06292

Slugging percentage
 (minimum 260 at-bats)

1. Jim Wilson, 1980-82640
2. Al Hunsinger, 1980-81639
3. Ben Bertrand, 1996-98631
4. Joe Gerber, 1997-2000625
5. Cole Gillespie, 2004-06579
6. A.J. Marquardt, 1993-94578
7. Chris Wakeland, 1995-96569
8. Chris Biles, 2000-03564
9. Michael Conforto, 2010-14557
10. Mike Leone, 1996-97555
 Brian Barden, 2000-02555

Stolen bases

1. Todd Thomas, 1980-8362
2. Jacoby Ellsbury, 2003-0560
3. Jeff Doyle, 1975-7754
4. Steve Lyons, 1979-8146
5. Kim Bradshaw, 1957-5944
6. Steve Smith, 1981-8341
7. Rich Dodge, 1974-7740
8. R.A. Neitzel, 1988-9039
 Tyler Graham, 2003-0639
10. Bryan Ganter, 1984-8736
 Darwin Barney, 2005-0736

Wins

1. Ben Wetzler, 2011-1436
2. Ken Noble, 1975-7830
3. Mike Gorman, 1979-8228
 John Sipple, 1984-8628
 Jeff Post, 1989-9228
 Dallas Buck, 2004-0628
7. Cecil Ira, 1961-6327
 Andrew Moore, 2013-1527
8. Jonah Nickerson, 2004-0626
10. Scott Anderson, 81-8425
 Sam Gaviglio, 2009-1125

Winning percentage
 (minimum 10 wins)

1. Daniel Turpen, 2005-07933 (14-1)
2. Leon Criner, 1959-61917 (11-1)
3. Bryce Fehmel, 2016909 (10-1)
4. Ben Wetzler, 2011-14837 (36-7)
5. Matt Boyd, 2010-12815 (22-5)
6. Andrew Checketts, 1996-98774 (24-7)
7. Mike Thurman, 1991-94773 (17-5)
8. Jeff Reece, 1981-83769 (20-6)
 Kyle Dunning, 1980-81769 (10-3)
10. Sam Gaviglio, 2009-11757 (25-8)

Saves

1. Kevin Gunderson, 2004-0637
2. Kevin Rhoderick, 2008-1025
3. Tony Bryant, 2010-1322
4. Scott Schultz, 2011-1418
5. Max Engelbrekt, 2013-1617
6. Jared Sanders, 2002-0412
7. Eddie Kunz, 2005-0712
8. Mike Boire, 1996-9811
 Mitch Hickey, 201511
10. Jim Grove, 1979-829

Earned run average
 (minimum 120 innings pitched)

1. Cecil Ira, 1961-631.79
2. Steve Clark, 1962-641.92
3. Andrew Moore, 2013-152.10
4. Ken Forsch, 1967-682.12
5. Matt Boyd, 2010-122.13
6. Scott Anderson, 1981-842.15
7. Jace Fry, 2012-142.16
8. Scott Schultz, 2011-142.42
9. Ben Wetzler, 2011-142.51
10. Pat Barry, 1975-782.53

Strikeouts

1. Jonah Nickerson, 2004-06299
2. Ben Wetzler, 2011-14291
3. Mike Stutes, 2006-08287
4. Dallas Buck, 2004-06272
5. Mason Smith, 1991-94267
6. John Sipple, 1984-88263
7. Scott Anderson, 1981-84258
8. Andrew Moore, 2013-15251
9. Scott Christman, 1991-93249
10. Mike Gorman, 1979-82237

Innings pitched


1. Ben Wetzler, 2011-14369.1
2. Ken Noble, 1975-78348.2
3. Andrew Moore, 2013-15347.2
4. Mike Gorman, 1979-82337.2
5. Mason Smith, 1991-94330.2
6. Dallas Buck, 2004-06326.2
7. Scott Anderson, 1981-84325.2
8. Jeff Otis, 1986-90306.0
9. Mike Stutes, 2006-08302.0
10. Jonah Nickerson, 2004-06292.2

Complete games

1. Cecil Ira, 1961-6328
2. Mason Smith, 1991-9422
3. Norb Wellman, 1952-5421
4. Scott Anderson, 1981-8419
5. Ken Noble, 1975-7818
 John Sipple, 1984-8818
7. Mike Gorman, 1979-8217
8. Gail Meier, 1973-7616
9. Scott Nicholson, 2000-0115
10. Jeff Otis, 1986-8914
 Scott Christman, 1991-9314

Shutouts

1. Cecil Ira, 1961-6310
2. John Sipple, 1984-887
3. Jeff Post, 1989-925
 Jace Fry, 2012-145
 Andrew Moore, 2013-145
6. Ken Noble, 1975-784
 Scott Christman, 1991-934
 Mason Smith, 1991-944
 Ben Wetzler, 2011-144
9. Bill Oerding, 1959-613
 Jeff Otis, 1986-893
 Mike Thurman, 1992-943
 Scott Nicholson, 2000-013
 Sam Gaviglio, 2009-113
 Matt Boyd, 2010-133



Matt Boyd

2017 OREGON STATE BASEBALL

OREGON STATE SINGLE-SEASON RECORDS

Twitter.com/BeaverBaseball
Instagram.com/BeaverBaseball
Facebook.com/OregonStateBaseball

Batting average (minimum 120 at-bats)

1. Randy Duke, 1987423
2. Dwane Helbig, 1952.....411
3. Jacoby Ellsbury, 2005406
4. Dan Cunningham, 1971.....405
5. Ken Bowen, 1987.....404
6. Jason Stranberg, 1997.....397
7. Chris Biles, 2001.....395
8. Curtis Davis, 2001.....390
9. Andy Jenkins, 2005.....388
10. Joe Gerber, 1999.....387

At-bats

1. Darwin Barney, 2007278
2. Darwin Barney, 2006.....261
3. Shea McFeely, 2006.....260
4. Dylan Davis, 2013.....257
5. Michael Conforto, 2013.....247
6. Mike Lissman, 2007.....246
- Andy Peterson, 2013.....246
8. Jacoby Ellsbury, 2005.....244
9. Brian Barden, 2002.....232
10. Mitch Canham, 2007.....227
- Aaron Mathews, 2004.....227

Hits

1. Jacoby Ellsbury, 200599
2. Cole Gillespie, 2006.....87
3. Darwin Barney, 2006.....86
- Dylan Davis, 2013.....86
5. Darwin Barney, 2007.....84
6. Brian Barden, 2001.....83
7. Andy Peterson, 2013.....82
8. Brian Barden, 2002.....81
- Andy Jenkins, 2005.....81
- Michael Conforto, 2013.....81

Runs

1. Cole Gillespie, 2006.....83
2. Jason Stranberg, 1997.....67
3. Chris Hopkins, 2007.....57
4. Jacoby Ellsbury, 2003.....56
- Jacoby Ellsbury, 2004.....56
- Jacoby Ellsbury, 2005.....56
7. Ryan Ortiz, 2009.....55
- Dave Brundage, 1986.....55
9. Darwin Barney, 2007.....53
- Darwin Barney, 2006.....53

Doubles

1. Cole Gillespie, 2006.....25
2. Seth Pietsch, 2002.....24
- Tony Calderon, 2003.....24
4. Chris Biles, 2003.....23
5. Bill Rowe, 2006.....22
- Dylan Davis, 2013.....22
7. Darwin Barney, 2007.....20
8. A.J. Marquardt, 1993.....19
- Joe Gerber, 2000.....19
- Jacoby Ellsbury, 2005.....19
- Ryan Dunn, 2012.....19

Triples

1. Abino Vazquez, 1997.....7
2. Jeff Doyle, 1977.....6
- Todd Thomas, 1983.....6
- Seth Pietsch, 2002.....6
- Aaron Mathews, 2004.....6
- Shea McFeely, 2006.....6
7. 13 tied.....5



Ben Wetzler

Home runs

1. Jim Wilson, 198221
2. Al Hunsinger, 1981.....15
3. Bob McNair, 1980.....14
4. Al Hunsinger, 1980.....13
- Joe Gerber, 1999.....13
- Cole Gillespie, 2006.....13
- Stefen Romero, 2010.....13
- Michael Conforto, 2012.....13
9. Steve Smith, 1983.....12
- David Schmidt, 1996.....12
- Andy Jarvis, 2001.....12
- Seth Pietsch, 2003.....12

Runs batted in

1. Michael Conforto, 2012.....76
2. Joe Gerber, 2000.....67
3. Dylan Davis, 2014.....64
4. Jim Wilson, 1982.....62
- Rob Colley, 1998.....62
6. Mike Lissman, 2007.....61
- Dylan Davis, 2013.....61
8. KJ Harrison, 2015.....60
9. Mitch Canham, 2007.....59
10. Bob McNair, 1980.....59

Walks

1. Michael Conforto, 2014.....55
2. Rich Dodge, 1977.....48
3. Ben Johnson, 1989.....47
4. Cole Gillespie, 2006.....46
5. Jeff Doyle, 1976.....45
6. Darwin Barney, 2006.....43
7. Lance Rice, 1988.....42
8. John Wallace, 2009.....41
- Ben Bertrand, 1998.....41
- Michael Conforto, 2013.....41

Total bases

1. Cole Gillespie, 2006.....163
2. Jacoby Ellsbury, 2005.....142
3. Seth Pietsch, 2003.....133
4. Michael Conforto, 2012.....131
5. Michael Conforto, 2013.....130
6. Dylan Davis, 2013.....129
7. Joe Gerber, 1999.....128
8. Jim Wilson, 1982.....126
- Bill Rowe, 2006.....126
- Adalberto Santos, 2010.....126

Slugging percentage (minimum 120 at-bats)

1. Jim Wilson, 1982829
2. Al Hunsinger, 1981.....717
3. Joe Gerber, 1998.....713
4. Cole Gillespie, 2006.....685
5. Joe Gerber, 1999.....670
6. Ken Bowen, 1987.....667
7. Bob McNair, 1980.....660
8. Ben Bertrand, 1997.....647
9. Chris Wakeland, 1996.....643
10. Chris Newman, 1983.....628

Stolen bases

1. Dave Brundage, 1986.....29
2. Jeff Brauning, 1989.....28
3. Kim Bradshaw, 1957.....26
- Jeff Doyle, 1977.....26
- Jacoby Ellsbury, 2005.....26
6. Steve Lyons, 1980.....25
7. Jeff Doyle, 1976.....24
8. Scott Hardin, 1994.....23
9. Todd Thomas, 1983.....21
- Tyler Graham, 2005.....21

Wins

1. Scott Christman, 1993..14 (14-1)
- Andrew Moore, 2013.....14 (14-2)
3. Dallas Buck, 2006.....13 (13-4)
- Jonah Nickerson, 2006 13 (13-3)
5. Sam Gaviglio, 2011.....12 (12-3)
- Mike Stutes, 2007.....12 (12-4)
- Dallas Buck, 2005.....12 (12-1)
- Ben Wetzler, 2014.....12 (12-1)
8. Cecil Ira, 1962.....11 (11-3)
- Jeff Reece, 1983.....11 (11-3)
- Mason Smith, 1994.....11 (11-3)
- Andrew Checketts, 1998..11 (11-1)
- Scott Nicholson, 2001.....11 (11-2)
- Jake Postlewait, 2004.....11 (11-3)
- Anton Maxwell, 2005.....11 (11-1)
- Matt Boyd, 2013.....11 (11-4)
- Jace Fry, 2014.....11 (11-1)

Winning percentage (minimum 4 wins)

1. Mark Newell, 1997.....1.000 (8-0)
2. Bill Oerding, 1960.....1.000 (7-0)
- Jerry Johnson, 1970.1.000 (7-0)
4. Steve Clark, 1962.....1.000 (6-0)
- Jason Bronson, 1997 1.000 (6-0)
6. Tom Hobbs, 1964.....1.000 (5-0)
7. Many players.....1.000 (4-0)

Saves

1. Kevin Gunderson, 2006.....20
2. Kevin Gunderson, 2005.....14
3. Eddie Kunz, 2007.....12
- Kevin Roderick, 2008.....12
- Tony Bryant, 2011.....12
6. Mitch Hickey, 2015.....11
- Max Engelbrekt, 2016.....11
8. Scott Schultz, 2013.....10
9. Kevin Roderick, 2009.....9
- Jared Sanders, 2002.....9
- Tony Bryant, 2012.....9

Earned run average (minimum 40 innings pitched)

1. Ben Wetzler, 2014.....0.78
2. Bill Oerding, 1960.....1.07
3. Cecil Ira, 1962.....1.23
4. Ken Noble, 1976.....1.26
5. Steve Clark, 1964.....1.46
6. Tony Bryant, 2011.....1.52
7. Jack Humphrey, 1967.....1.53
8. Matt Boyd, 2011.....1.57
9. Scott Anderson, 1984.....1.66
10. Scott Schultz, 2014.....1.67

Strikeouts

1. Jonah Nickerson, 2006.....131
2. Mike Stutes, 2007.....129
3. Matt Boyd, 2013.....122
4. Ken Forsch, 1968.....121
5. Scott Christman, 1993.....119
6. Dallas Buck, 2005.....118
7. Sam Gaviglio, 2011.....116
8. Mason Smith, 1994.....115
9. Jonah Nickerson, 2005.....114
10. Andrew Moore, 2015.....111

Innings pitched

1. Jonah Nickerson, 2006.....136.2
2. Mike Stutes, 2007.....132.2
- Matt Boyd, 2013.....132.2
4. Andrew Moore, 2013.....131.0
5. Scott Nicholson, 2001.....130.2
6. Joe Paterson, 2007.....129.2
7. Dallas Buck, 2005.....129.0
8. Dallas Buck, 2006.....128.1
9. Thad Johnson, 2001.....122.2
10. Andrew Moore, 2015.....122.1

Complete games

1. Cecil Ira, 1962.....12
2. Scott Anderson, 1984.....11
- Cecil Ira, 1963.....11
4. Mason Smith, 1994.....10
- Mike Thurman, 1994.....10
6. Scott Nicholson, 2001.....10
7. Scott Christman, 1993.....9
- Ken Noble, 1976.....9
- Rod Scheckla, 1988.....9
9. Norb Wellman, 1953.....8
- Steve Clark, 1964.....8

Shutouts

1. Cecil Ira, 1963.....5
2. John Sipple, 1988.....4
3. Scott Christman, 1993.....4
- Jace Fry, 2014.....4
5. Bill Oerding, 1960.....3
- Cecil Ira, 1962.....3
- Ken Noble, 1976.....3
- Jeff Otis, 1987.....3
- Scott Nicholson, 2001.....3
- Matt Boyd, 2013.....3
- Andrew Moore, 2013.....3

Individual Season Leaders

Batting Average

Year	Player		Average
1949	Frank Roelandt	North	.508
1955	Jay Dean	North	.545
2005	Jacoby Ellsbury	Overall	.406

Runs

Year	Player		Runs
2006	Cole Gillespie	Overall	83
2014	Michael Conforto	Overall	52

Hits

Year	Player		Hits
1986	Dave Brundage	North	74
1996	Ryan McDonald	North	71
2013	Dylan Davis	Overall	86

Runs Batted In

Year	Player		RBI
1981	Al Hunsinger	North	54
1982	Jim Wilson	North	62
2012	Michael Conforto	Overall	76
2013	Dylan Davis	Overall	61
2014	Dylan Davis	Overall	64
2015	KJ Harrison	Overall	60

Doubles

Year	Player		Doubles
1989	Jeff Brauning	North	18
1996	Chris Wakeland	North	17
2002	Seth Pietsch	Overall	22
2013	Dylan Davis	Overall	22

Triples

Year	Player		Triples
1992	David Anderson	North	5
1997	Abino Vazquez	North	7

Home Runs

Year	Player		Home Runs
1981	Al Hunsinger	North	15
1982	Jim Wilson	North	21
1993	Jim Champion	North	10
1996	David Schmidt	North	12
2012	Michael Conforto	Overall	13
2013	Michael Conforto	Overall	11

Stolen Bases

Year	Player		Stolen Bases
1981	Todd Thomas	North	17
1986	Dave Brundage	North	29
1989	Jeff Brauning	North	28

Walks

Year	Player		Walks
1982	Mickey Riley	North	36
2006	Cole Gillespie	Overall	46
2013	Michael Conforto	Overall	41
2014	Michael Conforto	Overall	55

Earned Run Average

Year	Player		ERA
1978	Pat Berry	North	2.25
1987	Jeff Otis	North	2.88
1988	John Sipple	North	1.82
1990	Jeff Post	North	1.96
1993	Scott Christman	North	2.20
1994	Mason Smith	North	2.40
1996	Chris Pine	North	2.77
1997	Mark Newell	North	2.12
1998	Andrew Checketts	North	3.77
2005	Dallas Buck	Overall	2.09
2014	Ben Wetzler	Overall	0.78

Wins

Year	Player		Wins
1980	Kyle Dunning	North	8
1983	Jeff Reece	North	11
1985	John Sipple	North	10
1987	Jeff Otis	North	9
1993	Scott Christman	North	14
1994	Mason Smith	North	11

1996	Eric Lovinger	North	9
1998	Andrew Checketts	North	11
2005	Dallas Buck	Overall	12
2006	Dallas Buck	Overall	13
	Jonah Nickerson	Overall	13
2013	Andrew Moore	Overall	14
2014	Ben Wetzler	Overall	12

Saves

Year	Player		Saves
1979	Bob Flynn	North	3
1981	Jim Grove	North	3
1997	Mike Boire	North	8
2002	Jared Sanders	Overall	9
2005	Kevin Gunderson	Overall	14
2006	Kevin Gunderson	Overall	20
2011	Tony Bryant	Overall	12

Complete Games

Year	Player		Complete Games
1983	Jeff Reece	North	7
1984	Scott Anderson	North	11
1988	Rod Scheckla	North	9
1989	Jeff Otis	North	7
1993	Scott Christman	North	7
1994	Mike Thurman	North	10
	Mason Smith	North	10
1996	Eric Lovinger	North	5
1997	Mark Newell	North	3
	Andrew Checketts	North	3
1998	Andrew Checketts	North	6
2001	Scott Nicholson	North	10

Innings Pitched

Year	Player		Innings Pitched
1982	Mike Gorman	North	92.0
1983	Jeff Reece	North	107.1
1984	Scott Anderson	North	108.1
1993	Scott Christman	North	110.2
1994	Mason Smith	North	120.2
1998	Andrew Checketts	North	86.0
2005	Dallas Buck	Overall	129.0
2006	Jonah Nickerson	Overall	136.2
2013	Matt Boyd	Overall	132.2
2014	Jace Fry	Overall	120.1
2015	Andrew Moore	Overall	122.1

Strikeouts

Year	Player		Strikeouts
1980	Mike Gorman	North	62
1982	Mike Gorman	North	84
1983	Jeff Reece	North	100
1984	Scott Anderson	North	98
1986	Dave Brundage	North	90
1989	Ken Nielson	North	94
1992	Scott Christman	North	98
1993	Scott Christman	North	119
1994	Mason Smith	North	115
1998	Chris Pine	North	104

Team Season Leaders

Batting Average

Year	Division/Overall	Average
1993	North	.311
1996	North	.306

Runs

Year	Division/Overall	Runs
2006	Overall	463

Hits

Year	Division/Overall	Hits
2006	Overall	684
2013	Overall	635

Runs Batted In

Year	Division/Overall	Runs Batted In
2006	Overall	412

Doubles

Year	Division/Overall	Doubles
2006	Overall	125

Triples

Year	Division/Overall	Triples
2002	Overall	27
2015	Overall	21

Home Runs

Year	Division/Overall	Home Runs
1982	North	40
1995	North	42

Stolen Bases

Year	Division/Overall	Stolen Bases
1980	North	98
1986	North	101

Walks

Year	Division/Overall	Walks
1980	North	286
1986	North	316
1997	North	293
1998	North	337
2006	Overall	315
2007	Overall	328
2011	Overall	258
2012	Overall	263
2014	Overall	293

Earned Run Average

Year	Division/Overall	ERA
1980	North	3.30
1986	North	3.51
1991	North	4.02
1994	North	3.37
1996	North	3.93
1997	North	4.10
2005	Overall	3.06
2006	Overall	3.41
2007	Overall	3.48
2013	Overall	2.28
2014	Overall	2.29

Wins

Year	Division/Overall	Wins
1986	North	39
1996	North	32
2005	Overall	46
2006	Overall	50
2013	Overall	52
2014	Overall	45

Saves

Year	Division/Overall	Saves
1978	North	7
1979	North	7
1980	North	9
1985	North	9
1997	North	11
2005	Overall	21
2006	Overall	21
2007	Overall	20
2011	Overall	19

Complete Games

Year	Division/Overall	Complete Games
1980	North	19
1991	North	17
1994	North	24
1996	North	10
1997	North	7
1998	North	8
2000	Overall	13
2001	Overall	17
2013	Overall	9
2014	Overall	11

Innings Pitched

Year	Division/Overall	Innings Pitched
2006	Overall	585.1
2007	Overall	600.2

Strikeouts

Year	Division/Overall	Strikeouts
1986	North	339

2017 OREGON STATE BASEBALL

YEARLY LEADERS

Twitter.com/BeaverBaseball
 Instagram.com/BeaverBaseball
 Facebook.com/OregonStateBaseball

Year	Batting Average	Avg.	At Bats	AB	Hits	H	Runs	R
1967	Darryl Summerfield	.304	Lute Barnes	143	Darryl Summerfield	42		
1968	Lute Barnes	.340	Lute Barnes	147	Lute Barnes	50		
1969	Bob Beall	.313	Paul Doupe	138	Bob Beall	42	Bob Beall	27
1970	Mike Naylor	.218	Curt Daniels	108	Dave Wiggins	32	Bob Beall	24
1971	Dan Cunningham	.405	Dave Hummel	139	Dan Cunningham	53	Dan Cunningham	27
1972	Dan Cunningham	.323	Mel Cuckovich	134	Dan Cunningham	43	Mel Cuckovich/Doug Miller	20
1973	Dan Cunningham	.336	Ken Bailey	138	Dan Cunningham/Ken Bailey	44	Mel Cuckovich	24
1974	Rich Dodge	.309	Ramon Gonzalez	145	Rich Dodge	42	Rich Dodge	29
1975	Tom Simas	.371	Ramon Gonzalez	158	Tom Simas	53	Gonzalez/Simas/Wilkins	33
1976	Pete Rowe	.338	Jeff Doyle/Rob Drahm	171	Pete Rowe	53	Jeff Doyle	44
1977	Jeff Doyle	.350	Jeff Doyle	183	Jeff Doyle	64	Jeff Doyle	49
1978	Jerry Miller	.364	Jerry Miller	187	Jerry Miller	68	Jerry Miller	36
1979	Jerry Yung	.302	Bob McNair	146	Dave Backen/Jerry Yung	38	Dave Backen	24
1980	Bob McNair	.356	Bob McNair	188	Bob McNair	67	Steve Lyons	45
1981	Al Hunsinger	.346	Al Hunsinger	159	Al Hunsinger	55	Al Hunsinger	49
1982	Mickey Riley	.374	Mickey Riley	163	Mickey Riley	61	Jim Wilson	49
1983	Todd Thomas	.368	Todd Thomas	185	Todd Thomas	68	Todd Thomas	48
1984	Bryan Ganter	.307	Chris Newman	137	Bryan Ganter	39	Bryan Ganter	25
1985	David Brundage	.370	Ken Bowen	193	David Brundage	67	Gary Hamilton	44
1986	David Brundage	.366	David Brundage	202	David Brundage	74	David Brundage	55
1987	Randy Duke	.423	Ken Bowen	171	Ken Bowen	69	Ken Bowen	50
1988	Jeff Brauning	.341	Jeff Brauning	176	Jeff Brauning	60	Jeff Brauning	49
1989	Ben Johnson	.342	Jeff Brauning	206	Jeff Brauning	70	Jeff Brauning/Scott Sanders	41
1990	R.A. Neitzel	.355	R.A. Neitzel	211	R.A. Neitzel	75	R.A. Neitzel	49
1991	Kevin Hooker	.328	Paul Sanders	168	Aaron Anderson	49	Dave Schoppe	36
1992	Jason Akina	.333	David Anderson	193	David Anderson	60	David Anderson	46
1993	A.J. Marquadt	.376	A.J. Marquadt	194	A.J. Marquadt	73	Jim Champion	42
1994	A.J. Marquadt	.367	Scott Hardin	205	Todd Black	60	Scott Hardin	38
1995	David Schmidt	.320	Scott Hardin	198	Scott Hardin/Pat Meiwes	53	Scott Hardin/Kevin Hooker	39
1996	Chris Wakeland	.368	Ryan McDonald	201	Ryan McDonald	71	Chris Wakeland	51
1997	Jason Stranberg	.397	Ryan Lipe	200	Ryan Lipe/Jason Stranberg	69	Jason Stranberg	67
1998	Joe Gerber	.377	Ben Bertrand	190	Ben Bertrand	67	Ben Bertrand	49
1999	Joe Gerber	.387	Troy Schader	211	Joe Gerber	74	Corrie Wilkie	46
2000	Drew Hedges	.371	Joe Gerber	210	Joe Gerber	74	Brian Barden	50
2001	Chris Biles	.395	Brian Barden	226	Brian Barden	83	Brian Barden	51
2002	Brian Barden	.349	Brian Barden	232	Brian Barden	81	Seth Pietsch	51
2003	Tony Calderon	.362	Seth Pietsch	224	Seth Pietsch	78	Jacoby Ellsbury	56
2004	Jacoby Ellsbury	.352	Aaron Matthews	227	Aaron Matthews	74	Jacoby Ellsbury	56
2005	Jacoby Ellsbury	.406	Jacoby Ellsbury	244	Jacoby Ellsbury	99	Jacoby Ellsbury	56
2006	Cole Gillespie	.374	Darwin Barney	261	Cole Gillespie	89	Cole Gillespie	83
2007	Mitch Canham	.326	Darwin Barney	278	Darwin Barney	84	Chris Hopkins	57
2008	Ryan Ortiz	.351	Jason Ogata	206	Ryan Ortiz	66	Daniel Robertson	44
2009	Ryan Ortiz	.352	Stefen Romero	223	Ryan Ortiz	76	Ryan Ortiz	55
2010	Adalberto Santos	.336	Adalberto Santos	217	Adalberto Santos	73	Adalberto Santos	48
2011	Jake Rodriguez	.320	Kavin Keyes	182	Kavin Keyes	55	Andrew Susac	31
2012	Michael Conforto	.349	Ryan Dunn	224	Michael Conforto	76	Tyler Smith	46
2013	Dylan Davis	.335	Dylan Davis	257	Dylan Davis	86	Andy Peterson	49
2014	Jeff Hendrix	.351	Dylan Davis	237	Michael Conforto	70	Michael Conforto	52
2015	Jeff Hendrix	.339	Jeff Hendrix	221	Jeff Hendrix	75	Jeff Hendrix	45
2016	Christian Donahue	.339	KJ Harrison	200	Christian Donahue/Nick Madrigal	65	KJ Harrison	48

Year	Doubles	2B	Triples	3B	Home Runs	HR	Runs Batted In	RBI
1967	Daryl Summerfield	8	Steve Crow/Darryl Summerfield	3	Bill Bonser/Steve Renne	5	Tom Jones	25
1968	Rich/Summerfield	6	Lute Barnes	5	Darryl Summerfield	6	Tom Jones	23
1969	Bob Beall	9	Tom Shoup	4	Bob Beall	3	Bob Beall	22
1970	Dave Wiggins	7	Bob Beall/Jim Beall/Mike Keck	3	Bob Beall	4	Bob Beall	16
1971	Doug Miller	8	Mike Naylor	4	Mel Cuckovich/Dan Cunningham	2	Dave Hummel	23
1972	Dan Cunningham	7	5 Tied	2	Bruce Jackson/Doug Miller	2	Doug Miller	18
1973	Dan Cunningham	9	Larry Buehler/Dan Cunningham	2	Bruce Jackson	4	Bruce Jackson	25
1974	Rob Drahm/Bruce Jackson	7	R. Dodge/B. Martinez/R. Plante	2	Bill Martinez	4	Bill Martinez	24
1975	Rob Drahm/Tom Simas	8	Ramon Gonzalez	2	Bill Martinez	4	Bill Martinez	35
1976	Pete Rowe	12	Jeff Doyle	3	Steve Wilkins	6	Rob Drahm	40
1977	Jeff Doyle	12	Jeff Doyle	6	Rich Dodge	7	Pete Rowe	44
1978	Bob McNair	15	Jeff Boyd/Steve Rudolph	2	Bob McNair	10	Bob McNair	46
1979	Dave Gassaway	9	Bob McNair	4	D. Gassaway/S. Lyons/B. McNair	3	Steve Lyons	34
1980	Bob McNair	11	Dave Backen	5	Bob McNair	14	Bob McNair	59
1981	Mickey Riley	12	Todd Thomas	3	Al Hunsinger	15	Al Hunsinger	54
1982	Jim Wilson	10	Todd Thomas	4	Jim Wilson	21	Jim Wilson	62
1983	Mike Strutton/Todd Thomas	7	Todd Thomas	6	Steve Smith	12	Chris Newman/Steve Smith	37
1984	Chris Newman	8	Randy Duke	3	Chris Newman	5	Lindsey Johnson	21
1985	Ken Bowen/Quinn Williams	14	David Brundage	3	Gary Hamilton/Mel Mallinak	7	Ken Bowen	44

Year	Doubles	2B	Triples	3B	Home Runs	HR	Runs Batted In	RBI
1988	Jeff Brauning	13	Troy Haugen	3	Jeff Brauning	6	Lance Rice	47
1989	Jeff Brauning	18	Scott Sanders	4	Haugen/Sanders/Schoppe	3	Jeff Brauning/Brent Hahn	38
1990	Paul Sanders	15	Dave Schoppe	4	Larry Vladic	7	Larry Vladic	38
1991	Paul Sanders	11	Stacey Ayers/Dave Schoppe	3	Dave Schoppe	5	Aaron Anderson	37
1992	David Anderson	15	David Anderson	5	David Anderson	4	Jamie Burke	36
1993	A.J. Marquadt	19	Brent Watts	4	Jim Champion	10	A.J. Marquadt	40
1994	Marc Malloy/Brent Watts	17	Todd Black/Jim Champion	4	Marc Malloy	7	Marc Malloy	39
1995	Kevin Hooker/Pat Meiwes	12	Chris Wakeland	3	David Schmidt	8	Pat Meiwes	39
1996	Chris Wakeland	17	Chris Wakeland	3	David Schmidt	12	Chris Wakeland	49
1997	Mike Leone/Abino Vazquez	11	Abino Vazquez	7	Ben Bertrand	10	Ryan Lipe	54
1998	Ben Bertrand	14	Ben Bertrand/Rob Colley	2	Joe Gerber	11	Rob Colley	62
1999	Troy Schader	18	Eric Stark	3	Joe Gerber	13	Joe Gerber	57
2000	Joe Gerber	19	Drew Hedges	3	Zach Gordon	11	Joe Gerber	67
2001	Josh Carter	18	Eric Stark	4	Andy Jarvis	12	Brian Barden	55
2002	Seth Pietsch	24	Seth Pietsch	6	Andy Jarvis	11	Brian Barden	50
2003	Tony Calderon	24	Seth Pietsch	4	Seth Pietsch	12	Andy Jarvis	49
2004	Shea McFeely	14	Aaron Matthews	6	Mike Lissman/Aaron Matthews	8	Aaron Matthews	49
2005	Jacoby Ellsbury	19	Jacoby Ellsbury	3	Mitch Canham	8	Andy Jenkins	56
2006	Cole Gillespie	25	Shea McFeely	6	Cole Gillespie	13	Cole Gillespie	57
2007	Darwin Barney	20	John Wallace/Chris Hopkins	3	Canham/Lissman/Lennerton	10	Mike Lissman	61
2008	Ryan Ortiz	16	Lonnie Lechelt	4	Jordan Lennerton	6	Ryan Ortiz	55
2009	Stefen Romero	18	Joey Wong/Stefen Romero	3	Ryan Ortiz/Stefen Romero	5	Stefen Romero	51
2010	Santos/Folsom	15	Adalberto Santos	4	Stefen Romero	13	Stefen Romero	41
2011	Carter Bell/Parker Berberet	12	Andrew Susac	4	Andrew Susac/Parker Berberet	5	Parker Berberet	39
2012	Ryan Dunn	19	Smith/Matthews/Keyes	2	Michael Conforto	13	Michael Conforto	76
2013	Dylan Davis	22	Dylan Davis	3	Michael Conforto	11	Dylan Davis	61
2014	Michael Conforto	16	Jeff Hendrix/Trever Morrison	5	Michael Conforto/Dylan Davis	7	Dylan Davis	64
2015	Jeff Hendrix/Kyle Nobach	15	Jeff Hendrix	5	KJ Harrison	10	KJ Harrison	60
2016	KJ Harrison	14	Donahue/Madrigal/Ice/Morrison	5	KJ Harrison	10	KJ Harrison	47

Year	Walks	BB	Total Bases	TB	Slugging Percentage	Slg.	Stolen Bases	SB
1967			Darryl Summerfield	62	Darryl Summerfield	.449	Lute Barnes/Bob Kaiser	7
1968			Lute Barnes	63	Lute Barnes	.429	Lute Barnes	16
1969	Bob Beall	39	Bob Beall	64	Bob Beall	.478	Bob Beall	11
1970	Bob Beall	34	Dave Wiggins	46	Dave Wiggins	.474	Bob Beall	7
1971	Doug Miller	24	Dan Cunningham	66	Dan Cunningham	.503	Doug Miller	7
1972	Doug Miller	26	Dan Cunningham	52	Dan Cunningham	.391	Mel Cuckovich	6
1973	Ty Gorton	24	Dan Cunningham	57	Dan Cunningham	.435	Ken Bailey	10
1974	Rich Dodge	17	Bill Martinez	60	Bill Martinez	.420	Rich Dodge	10
1975	Steve Wikins	21	Ramon Gonzalez	65	Tom Simas	.447	Ramon Gonzalez	11
1976	Jeff Doyle	45	Pete Rowe	79	Pete Rowe	.503	Jeff Doyle	24
1977	Rich Dodge	48	Jeff Doyle	103	Jeff Doyle	.563	Jeff Doyle	26
1978	Rich Harper	29	Bob McNair	102	Bob McNair	.586	Jerry Miller/Steve Rudolph	6
1979	Steve Lyons	30	Bob McNair	53	Dave Backen	.386	Bob Webster	10
1980	Steve Lyons	36	Bob McNair	124	Bob McNair	.660	Steve Lyons	25
1981	Al Hunsinger	35	Al Hunsinger	114	Al Hunsinger	.717	Todd Thomas	17
1982	Mickey Riley	36	Jim Wilson	126	Jim Wilson	.829	Mickey Riley	19
1983	Mickey Riley	35	Steve Smith	97	Chris Newman	.628	Todd Thomas	21
1984	Fasel/Newman/Syverson	21	Chris Newman	63	Chris Newman	.460	Mike Strutton	14
1985	Ken Bowen/Quinn Williams	35	David Brundage	95	David Brundage	.525	Quinn Williams	13
1986	Ken Bowen/David Brundage	40	David Brundage	116	David Brundage	.574	David Brundage	29
1987	Ken Bowen	34	Ken Bowen	114	Ken Bowen	.667	Bryan Ganter	16
1988	Lance Rice	42	Jeff Brauning	93	Jeff Brauning	.528	Scott Sanders	14
1989	Ben Johnson	47	Jeff Brauning	97	Scott Sanders	.481	Jeff Brauning	28
1990	Paul Sanders	29	R.A. Neitzel	102	Larry Vladic	.500	R.A. Neitzel	20
1991	Dave Schoppe	30	Dave Schoppe	78	Dave Schoppe	.494	David Anderson	13
1992	Jason Akina	34	David Anderson	97	David Anderson	.503	David Anderson	19
1993	Jamie Burke	31	A.J. Marquadt	116	A.J. Marquadt	.598	Jon Yonemitsu	15
1994	Todd Black	28	Marc Malloy	95	A.J. Marquadt	.547	Scott Hardin	23
1995	Kevin Hooker	32	Pat Meiwes	86	David Schmidt	.547	Scott Hardin	12
1996	David Schmidt	30	Chris Wakeland	117	Chris Wakeland	.643	Ryan Hilts/Ryan McDonald	7
1997	Jason Stranberg	39	Ben Bertrand	110	Ben Bertrand	.647	Jason Stranberg	16
1998	Ben Bertrand	41	Ben Bertrand	115	Joe Gerber	.713	Jason Stranberg	16
1999	Drew Hedges	33	Joe Gerber	128	Joe Gerber	.670	Bryan Ingram/Eric Stark	6
2000	Joe Gerber	40	Joe Gerber	120	Drew Hedges	.600	Eric Stark	11
2001	Eric Stark	32	Brian Barden	122	Chris Biles	.605	Eric Stark	10
2002	Will Hudson	34	Brian Barden	125	Seth Pietsch	.605	Aaron Matthews	10
2003	Chris Kunda	32	Seth Pietsch	133	Seth Pietsch	.594	Jacoby Ellsbury	14
2004	Shea McFeely	40	Aaron Matthews	123	Mike Lissman	.568	Jacoby Ellsbury	20
2005	Jacoby Ellsbury	36	Jacoby Ellsbury	142	Jacoby Ellsbury	.582	Jacoby Ellsbury	26
2006	Cole Gillespie	46	Cole Gillespie	163	Cole Gillespie	.685	Darwin Barney	16

2006 & 2007 NATIONAL CHAMPIONS • 2013 & 2014 PAC-12 CHAMPIONS

5 College World Series Appearances: 1952, 2005, 2006, 2007, 2013 | **5 NCAA Super Regional Appearances:** 2005, 2006, 2007, 2011, 2013

16 NCAA Regional Appearances: 1952, 1962, 1963, 1983, 1985, 1986, 2005, 2006, 2007, 2009, 2010, 2011, 2012, 2013, 2014, 2015

2017 OREGON STATE BASEBALL

YEARLY LEADERS

Twitter.com/BeaverBaseball
 Instagram.com/BeaverBaseball
 Facebook.com/OregonStateBaseball

Year	Walks	BB	Total Bases	TB	Slugging Percentage	Sig.	Stolen Bases	SB
2009	John Wallace	41	Ryan Ortiz	110	Ryan Ortiz	.509	Adalberto Santos	15
2010	Adalberto Santos	36	Adalberto Santos	126	Stefen Romero	.603	Adalberto Santos	20
2011	Danny Hayes	31	Andrew Susac/Parker Berberet	74	Andrew Susac	.525	Garrett Nash	8
2012	Ryan Barnes	33	Michael Conforto	131	Michael Conforto	.601	Ryan Barnes	11
2013	Michael Conforto	41	Michael Conforto	130	Michael Conforto	.526	Andy Peterson	14
2014	Michael Conforto	55	Michael Conforto	111	Michael Conforto	.547	Andy Peterson	9
2015	Jeff Hendrix	38	Jeff Hendrix	118	Jeff Hendrix	.534	Christian Donahue	9
2016	Logan Ice	37	KJ Harrison	105	Logan Ice	.563	Christian Donahue	9

Year	Wins	W	Winning Pct.	Pct.	Saves	SV	ERA	ERA
1967	Jack Humphrey	7-2	Jack Humphrey	.778 (7-2)			Jack Humphrey	1.53
1968	Ken Forsch	8-3	Ken Forsch	.727 (8-3)			Ken Forsch	1.92
1969	Tony Perry	5-4	Tony Perry	.556 (5-4)			Greg Lebeck	2.67
1970	Jerry Johnson	7-0	Jerry Johnson	1.000 (7-0)			Jerry Johnson	1.91
1971	Greg Lebeck	4-2	Greg Lebeck	.667 (4-2)			Greg Lebeck	2.88
1972	Jurgenson/Swedberg	3-5/3-0	Steve Swedberg	1.000 (3-0)			Greg Jurgenson	3.01
1973	Gail Meier	4-1	Gail Meier	.800 (4-1)			Joel McCowan	2.88
1974	Greg Jurgenson	5-3	Greg Jurgenson	.625 (5-3)			Greg Jurgenson	2.41
1975	Ken Noble	6-2	Ken Noble	.750 (6-2)			Tom Chamberlain	2.62
1976	Ken Noble	9-4	Tom Chamberlain	.833 (5-1)	Scott Anderson/Pat Barry	1	Ken Noble	1.26
1977	Anderson/Noble	9-2/9-6	Scott Anderson	.818 (9-2)	Mike Paul	3	Pat Barry	2.11
1978	Ken Noble	6-5	Eric Sallee	.833 (5-1)	Pat Barry/Bruce Plato	1	Pat Barry/Bob Flynn	2.25
1979	Bob Flynn/Mark Niles	6-5	Bob Flynn/Mark Niles	.545 (6-5)	Bob Flynn	3	Lou Tanselli	1.75
1980	Kyle Dunning	8-2	Kyle Dunning	.800 (8-2)	Kyle Dunning/Ken West	2	John Collins	2.50
1981	Mike Gorman	8-3	John Collins	.778 (7-2)	Jim Grove	3	John Collins	3.53
1982	Mike Gorman	9-2	Mike Gorman	.818 (9-2)	Jim Grove	5	Mike Gorman	2.93
1983	Jeff Reece	11-3	Jeff Reece	.786 (11-3)	4 Tied	1	Jeff Reece	3.10
1984	Scott Anderson	8-6	Jeff Rushing	.857 (6-1)	Ron Daulton	3	Scott Anderson	1.66
1985	John Sipple	10-2	Ron Daulton	1.000 (4-0)	4 Tied	2	Chris Payne	3.78
1986	Brundage/Sipple	8-4/8-3	Jeff Otis	1.000 (4-0)	Tim Lambert	4	Bryce Hulstrom	2.51
1987	Jeff Otis	9-4	Rod Scheckla	.727 (8-3)	Tim Lambert/Mark Shaffer	1	Jeff Otis	2.88
1988	Rod Scheckla	10-6	John Sipple	.667 (6-3)	Lance Rice	3	John Sipple	1.82
1989	Kent Nielson/Jeff Otis	7-5	Lance Donaly	.800 (4-1)	Dave Schoppe	3	Jeff Otis	3.22
1990	Jeff Post	10-4	Craig McCarthy	.800 (4-1)	Jeff Post	4	Jeff Post	1.96
1991	Jeff Post	7-1	Jeff Post	.875 (7-1)	Scott Christman/Dave Schoppe	1	Mason Smith	3.17
1992	Jeff Post	8-8	Scott Christman	.545 (6-5)	Scott Christman	3	Scott Christman	3.50
1993	Scott Christman	14-1	Scott Christman	.933 (14-1)	Scott Morrison	1	Scott Christman	2.20
1994	Mason Smith	11-3	Mason Smith	.786 (11-3)	Eric Lovinger	4	Mason Smith	2.39
1995	Kevin Hooker	7-2	Kevin Hooker	.778 (7-2)	Brian Masewicz	3	Eric Lovinger	4.12
1996	Eric Lovinger	9-2	Eric Lovinger	.818 (9-2)	Mark Newell	3	Chris Pine	2.77
1997	Mark Newell	8-0	Mark Newell	1.000 (8-0)	Mike Boire	8	Mark Newell	2.12
1998	Andrew Checketts	11-1	Andrew Checketts	.917 (11-1)	Matt Bailie	3	Andrew Checketts	3.77
1999	B.R. Cook	6-9	B.R. Cook	.400 (6-9)	Travis Rainwater	2	B.R. Cook	5.44
2000	Scott Nicholson	8-7	Mark Newell	.545 (6-5)	Nick Renault	2	Scott Nicholson	4.72
2001	Scott Nicholson	11-2	Scott Nicholson	.846 (11-2)	Stephen Copeland	5	Scott Nicholson	3.58
2002	Ben Rowe	7-5	Ty Kline	.857 (6-1)	Jared Sanders	9	Ty Kline	3.68
2003	Jake Postlewait	5-1	Jake Postlewait	.833 (5-1)	Andy Baldwin	4	Jake Postlewait	3.43
2004	Jake Postlewait	11-3	Jake Postlewait	.786 (11-3)	Dallas Buck	6	Kevin Gunderson	2.90
2005	Dallas Buck	12-1	Dallas Buck	.923 (12-1)	Kevin Gunderson	14	Dallas Buck	2.09
2006	Buck/Nickerson	13-3/13-4	Eddie Kunz	.833 (5-1)	Kevin Gunderson	20	Jonah Nickerson	2.24
2007	Mike Stutes	12-4	Daniel Turpen	.909 (10-1)	Eddie Kunz	12	Eddie Kunz	2.91
2008	Grbavac/Stutes/Reyes	4	Mark Grbavac	.800 (4-1)	Kevin Rhoderick	12	Greg Peavey	4.96
2009	Sam Gaviglio	10-1	Sam Gaviglio	.909 (10-1)	Kevin Rhoderick	9	Sam Gaviglio	2.73
2010	Matt Boyd	7-1	Matt Boyd	.875 (7-1)	Kevin Rhoderick	4	Matt Boyd	1.90
2011	Sam Gaviglio	12-3	Sam Gaviglio	.800 (12-3)	Tony Bryant	12	Tony Bryant	1.52
2012	Ben Wetzler	8-2	Ben Wetzler	.800 (8-2)	Tony Bryant	9	Jace Fry	2.45
2013	Andrew Moore	14-2	Ben Wetzler	.909 (10-1)	Scott Schultz	10	Andrew Moore	1.79
2014	Ben Wetzler	12-1	Ben Wetzler	.923 (12-1)	Scott Schultz	6	Ben Wetzler	0.78
2015	Sam Tweedt	8-1	Sam Tweedt	.889 (8-1)	Mitch Hickey	11	Andrew Moore	1.91
2016	Bryce Fehmel	10-1	Bryce Fehmel	.909 (10-1)	Max Engelbrekt	11	Bryce Fehmel	2.31

Year	Strikeouts	SO	Innings Pitched	IP	Complete Games	CG	Shutouts	SHO
1967	Ken Forsch	63	Ken Forsch	59.1	Jack Humphrey	3	Jack Humphrey	2
1968	Ken Forsch	121	Ken Forsch	98.0	Ken Forsch	4	Ken Forsch	1
1969	Tony Perry	79	Tony Perry	82.2	Greg Lebeck/Tony Perry	3	None	0
1970	Jerry Johnson	54	Jerry Johnson	61.1	Mike Keck	3	Bob Beall/Jerry Johnson	1
1971	Wayne Burns	33	Bob Martin	56.0	Keith Gentz	3	Wayne Burns	1
1972	Greg Jurgenson	50	Greg Jurgenson	74.2	Burns/Jurgenson/Myrhe	1	None	0
1973	Gail Meier	47	Gail Meier	73.0	Greg Jurgenson	4	None	0
1974	Greg Jurgenson	40	Greg Jurgenson	67.1	Greg Jurgenson	7	Greg Jurgenson	1
1975	T. Chamberlain/K. Noble	48	Ken Noble	72.0	Gail Meier/Ken Noble	4	Gail Meier/Charlie Schlottman	1

Year	Strikeouts	SO	Innings Pitched	IP	Complete Games	CG	Shutouts	SHO
1976	Gail Meier	69	Ken Noble	99.2	Ken Noble	9	Ken Noble	3
1977	Scott Anderson	76	Ken Noble	95.1	Scott Anderson	6	Ken Noble	1
1978	Eric Sallee	52	Eric Sallee	93.1	Eric Sallee	7	Pat Barry/Bruce Plato	1
1979	Mark Niles	54	Mark Niles	89.1	Mark Niles	7	Bob Flynn/Mark Niles	2
1980	Mike Gorman	62	Kyle Dunning	93.0	Kyle Dunning	6	Dunning/Gorman/Tanselli	1
1981	Jeff Reece	58	John Collins	76.2	John Collins	5	Collins/Dunning/Reece	1
1982	Mike Gorman	84	Mike Gorman	92.0	Mike Gorman	5	None	0
1983	Jeff Reece	100	Jeff Reece	107.1	Jeff Reece	7	Jeff Reece	1
1984	Scott Anderson	98	Scott Anderson	108.1	Scott Anderson	11	None	0
1985	John Sipple	75	John Sipple	103.2	David Brundage/John Sipple	4	4 Tied	1
1986	Bryce Hulstrom	81	Bryce Hulstrom	96.2	David Brundage	5	Bryce Hulstrom/John Sipple	2
1987	Jeff Otis	70	Jeff Otis	97.0	Jeff Otis	6	Jeff Otis	3
1988	Rod Scheckla	68	Rod Scheckla	104.1	Rod Scheckla	9	John Sipple	4
1989	Kent Nielson	94	Kent Nielson	96.0	Jeff Otis	7	None	0
1990	Craig McCarthy	52	Jeff Post	82.2	Jeff Post	4	Jeff Post	2
1991	Jeff Smith	74	Jeff Smith	92.2	Dave Schoppe	5	Jeff Smith	2
1992	Scott Christman	98	Jeff Post	107.2	Scott Christman	5	Jeff Post	2
1993	Scott Christman	119	Scott Christman	110.2	Scott Christman	9	Scott Christman	3
1994	Mason Smith	115	Mason Smith	120.2	Mason Smith/Mike Thurman	10	Mason Smith/Mike Thurman	2
1995	Kevin Hooker	59	Jeremy Beard	91.0	Kevin Hooker	6	Beard/Hooker/Lovinger	1
1996	Andrew Checketts	61	Eric Lovinger	82.1	Eric Lovinger	5	Chris Pine	2
1997	Mark Newell	69	Mark Newell	72.1	Andrew Checketts/Mark Newell	3	None	0
1998	Chris Pine	104	Andrew Checketts	86.0	Andrew Checketts	6	Brody Percell	1
1999	B.R. Cook	92	B.R. Cook	101.0	B.R. Cook	4	B.R. Cook	1
2000	Scott Nicholson	83	Scott Nicholson	106.2	Thad Johnson/Scott Nicholson	5	Mark Newell	1
2001	Thad Johnson	87	Scott Nicholson	130.2	Scott Nicholson	10	Scott Nicholson	3
2002	Mark McLemore	48	Stephen Copeland	96.2	Ben Rowe	2	None	0
2003	Ben Rowe	45	Ben Rowe	83.2	Ben Rowe	2	None	0
2004	Dallas Buck	57	Jake Postlewait	94.1	Jonah Nickerson/Jake Postlewait	1	None	0
2005	Dallas Buck	118	Dallas Buck	129.0	Dallas Buck	2	Dallas Buck	1
2006	Jonah Nickerson	131	Jonah Nickerson	136.2	Jonah Nickerson	3	Jonah Nickerson	1
2007	Mike Stutes	129	Mike Stutes	132.2	None		None	0
2008	Mike Stutes	81	Mike Stutes	88.0	Mike Stutes	1	None	0
2009	Tyler Waldron	70	Tyler Waldron	93.1	Gaviglio/Waldron/Reyes	1	Sam Gaviglio	1
2010	Tanner Robles	75	Greg Peavey	99.0	Greg Peavey	2	Greg Peavey	1
2011	Sam Gaviglio	116	Sam Gaviglio	120.2	Sam Gaviglio	4	Sam Gaviglio	2
2012	Dan Child	79	Dan Child	106.2	Jace Fry	3	Jace Fry/Ben Wetzler	1
2013	Matt Boyd	122	Matt Boyd	132.2	Matt Boyd	4	Matt Boyd/Andrew Moore	3
2014	Jace Fry	98	Jace Fry	120.1	Jace Fry/Ben Wetzler	4	Jace Fry	4
2015	Andrew Moore	111	Andrew Moore	122.1	Andrew Moore	3	Andrew Moore/Drew Rasmussen	2
2016	Travis Eckert	66	Travis Eckert	93.1	Fehmel/Eckert/Heimlich	1	Fehmel/Heimlich	1

Oregon State By Month/Situation (Since 1982)

Year	January	February	March	April	May	June	Day	Night	Home	Road	Neutral	Overall
1982	--	--	8-5	15-3	6-7	--	26-15	3-0	15-2	14-10	0-3	29-15
1983	--	--	4-5	11-8	12-4	--	27-16	0-1	14-3	13-11	0-3	27-17
1984	--	--	6-9	10-7	6-7	--	21-22	1-1	8-6	7-8	7-9	22-23
1985	--	--	13-3	13-9	8-5	--	31-16	3-1	14-5	10-12	10-0	34-17
1986	--	--	8-7	19-2	12-6	--	36-11	3-4	14-1	14-8	11-6	39-15
1987	--	2-1	8-3	17-5	4-6	--	30-15	1-0	13-4	14-7	4-4	31-15
1988	--	--	10-7	11-8	9-4	--	29-17	1-2	14-5	12-9	4-5	30-19
1989	--	--	5-11	12-8	10-4	--	22-20	5-3	12-5	13-12	2-6	27-23
1982-1989	--	2-1	62-50	108-50	67-43	--	222-156	17-12	104-30	97-78	38-36	239-144
1990	--	0-6	7-6	14-6	9-4	--	30-17	0-5	15-4	11-14	4-4	30-22
1991	--	0-1	7-9	13-7	8-3	--	26-18	2-5	14-3	9-11	5-6	28-20
1992	--	3-3	9-8	7-12	4-7	--	22-30	1-0	10-10	8-16	5-4	23-30
1993	--	2-2	10-6	10-4	10-6	--	30-17	1-1	15-3	11-11	5-4	31-18
1994	--	2-0	12-8	11-6	10-2	--	35-14	0-2	16-4	13-8	6-4	35-16
1995	--	5-0	8-8-1	7-11	6-4	--	24-23-1	1-1	15-5	7-14-1	3-5	25-24-1
1996	--	6-2-1	11-4	9-8	7-2	--	32-16-1	0-0	13-3	11-12-1	8-1	32-16-1
1997	--	7-5-1	9-1	13-5	9-1	--	33-10-1	5-2	16-4	19-7-1	3-1	38-12-1
1998	--	6-3	9-4-1	16-4	4-3	--	35-12-1	0-2	20-4	11-9-1	4-1	35-14-1
1999	--	7-9	3-10	5-8	4-4	--	18-29	1-6	6-9	7-19	6-7	19-35
1990-1999	--	38-31-2	85-54	105-71	71-36	--	285-183-4	11-24	140-49	107-121-4	49-37	296-207-4
2000	--	5-6	10-5	10-8	3-8	--	27-23	1-4	13-10	9-12	6-5	28-27
2001	--	7-5	12-6	9-7	3-6	--	29-18	2-6	18-7	7-14	6-3	31-24
2002	0-1	6-5	11-4	10-5	4-8	--	29-18	2-5	18-9	7-14	6-0	31-23
2003	--	7-6	6-7	6-9	6-6	--	19-20	6-8	9-12	9-10	7-6	25-28
2004	--	8-1	9-6	10-5	4-10	--	27-15	4-7	9-11	14-9	8-2	31-22
2005	--	9-1	12-3	10-4	10-1	5-3	30-10	16-2	26-5	15-4	5-3	46-12
2006	--	6-4	11-4	15-2	7-4	11-2	28-10	22-6	27-4	13-8	10-4	50-16
2007	4-0	7-2	12-3	11-4	4-8	11-1	34-10	15-8	17-7	21-8	11-3	49-18
2008	--	2-2	12-6	6-8	8-8	--	17-19	11-5	14-7	9-14	5-3	28-24
2009	--	3-2	12-4	10-5	12-8	--	22-10	15-9	17-5	8-10	12-4	37-19
2000-2009	4-1	60-34	107-48	97-57	61-67	27-6	262-153	94-60	168-77	112-103	76-33	356-213
2010	--	5-2	11-3	4-10	10-7	1-2	18-14	14-10	21-11	7-11	4-2	32-24
2011	--	5-3	13-3	14-2	6-9	3-2	26-10	15-9	23-7	12-11	6-1	41-19
2012	--	5-3	11-5	12-6	10-4	2-2	31-10	9-10	18-6	15-13	7-1	40-20
2013	--	8-0	14-4	12-4	12-2	6-3	32-9	20-4	27-5	18-6	7-2	52-13
2014	--	7-2	14-4	10-2	12-5	2-1	27-9	18-5	24-6	14-6	7-2	45-14
2015	--	8-3	13-4	7-6	11-5	--	22-10	17-8	23-6	9-8	7-4	39-18
2016	--	7-1	10-5	10-6	8-7	--	22-10	13-9	17-6	9-11	9-2	35-19
2010-2016	--	45-14	86-28	69-36	69-39	14-10	178-72	106-55	153-47	84-66	47-14	284-127



Oregon State Team Year-By-Year Statistics

Year	W-L	PCT	AVG	AB	R	H	2B	3B	HR	RBI	TB	SLG	BB	SB	ERA	SV	SO	IP	CG	SHO
1967	25-13	.658	.270	1154	-	312	43	14	19	143	440	.381	-	40	2.60	-	234	311.2	5	5
1968	23-13	.635	.259	1219	-	315	32	16	16	154	427	.350	-	57	3.76	-	284	316.0	6	3
1969	17-20	.460	.243	1268	164	309	53	13	7	135	409	.323	180	27	3.76	-	258	330.1	8	2
1970	19-15	.559	.247	1079	155	266	44	14	8	132	362	.335	146	33	3.50	-	213	287.2	9	6
1971	18-17	.514	.279	1163	197	324	42	13	4	158	404	.347	174	28	4.22	-	181	298.2	9	2
1972	13-24	.351	.254	1129	150	312	44	16	5	130	403	.357	162	28	4.31	-	225	317.1	3	1
1973	15-20	.431	.253	1180	181	298	39	10	7	143	378	.320	164	34	4.34	-	242	291.0	7	1
1974	16-23	.410	.267	1275	207	340	43	10	12	181	444	.348	151	34	4.11	-	196	319.1	19	1
1975	28-10	.731	.300	1312	275	394	52	7	15	239	505	.385	199	43	3.19	-	218	339.0	16	3
1976	31-15	.674	.272	1502	281	408	63	14	24	240	571	.380	258	75	2.80	2	291	392.0	23	8
1977	31-17	.646	.280	1563	301	438	77	14	20	268	603	.386	259	72	3.05	9	277	406.2	16	4
1978	22-22	.500	.270	1471	255	397	69	9	23	227	553	.376	222	40	3.58	2	206	385.0	17	2
1979	21-25	.457	.255	1280	209	326	54	10	14	185	442	.345	212	60	2.96	7	202	340.0	16	5
1980	33-16	.673	.285	1516	355	432	80	14	40	312	660	.435	286	98	3.30	7	232	400.1	19	5
1981	29-14	.670	.292	1428	321	417	85	12	37	287	637	.446	249	77	4.46	9	228	363.0	13	4
1982	29-15	.659	.286	1390	308	398	64	13	40	267	608	.437	242	63	4.24	7	227	358.1	12	0
1983	27-17	.614	.306	1452	333	444	57	20	35	275	646	.445	248	85	4.67	4	262	366.1	14	4
1984	22-23	.489	.253	1427	210	361	57	12	14	181	484	.339	198	38	4.74	4	281	377.2	19	0
1985	34-17	.667	.307	1645	379	505	98	7	33	341	716	.435	273	51	4.92	10	292	315.0	11	4
1986	39-15	.722	.293	1775	375	520	79	13	32	330	721	.406	316	101	3.51	9	339	459.1	17	4
1987	31-15	.674	.293	1538	354	450	108	8	42	306	700	.455	238	48	4.54	2	237	382.2	11	6
1988	30-19	.612	.293	1612	333	473	80	15	29	304	670	.416	272	61	4.71	8	252	414.2	17	5
1989	27-23	.540	.280	1644	335	461	82	15	15	288	627	.381	297	71	4.63	6	274	415.2	13	0
1990	30-22	.577	.306	1772	329	542	108	16	22	287	748	.422	176	73	4.38	13	312	435.1	8	4
1991	28-20	.583	.272	1542	290	419	61	12	20	249	564	.366	214	53	4.02	2	232	405.2	17	5
1992	23-30	.434	.271	1681	302	455	87	18	24	266	650	.387	251	69	4.85	5	299	451.0	13	2
1993	31-18	.633	.311	1674	365	521	89	19	23	315	717	.428	205	61	4.42	1	362	424.0	22	8
1994	35-16	.686	.272	1649	277	449	82	18	24	231	639	.388	204	71	3.37	7	347	435.0	24	5
1995	25-24	.510	.263	1594	285	419	70	7	43	253	629	.395	200	23	4.42	7	263	407.1	13	3
1996	32-16	.663	.306	1680	381	514	89	10	39	334	740	.440	247	49	3.93	7	288	419.0	10	3
1997	38-12	.755	.327	1780	504	582	92	20	57	455	885	.497	293	46	4.10	11	355	426.0	7	0
1998	35-14	.710	.318	1720	438	547	92	7	60	408	833	.484	337	45	5.20	6	421	426.0	8	3
1999	19-35	.352	.292	1903	353	556	118	5	40	320	804	.422	265	23	7.37	7	343	465.0	6	1
2000	28-27	.509	.310	1891	420	586	111	13	58	383	897	.474	264	39	6.00	3	334	472.2	13	1
2001	31-24	.564	.315	1960	400	618	107	15	53	366	914	.461	193	44	5.85	6	302	480.0	17	4
2002	31-23	.574	.302	1892	382	572	109	27	54	348	897	.474	222	48	5.60	14	252	477.2	2	2
2003	25-28	.472	.305	1885	382	575	123	18	45	330	869	.461	330	49	6.34	13	285	465.1	3	4
2004	31-22	.585	.293	1849	374	541	82	15	48	325	797	.431	270	54	4.67	13	344	466.1	2	2
2005	46-12	.793	.316	2005	422	634	109	11	39	393	882	.440	287	85	3.06	21	463	517.0	4	3
2006	50-16	.758	.302	2264	463	684	125	31	36	412	979	.432	315	79	3.41	21	461	585.1	4	8
2007	49-18	.731	.287	2297	456	659	128	14	46	404	953	.415	328	76	3.48	20	477	600.2	0	0
2008	28-24	.519	.292	1828	352	534	103	15	37	320	778	.426	257	46	5.29	15	397	460.2	1	2
2009	37-19	.660	.278	1870	382	520	88	15	23	344	707	.378	304	53	3.93	13	431	499.1	3	3
2010	32-24	.571	.267	1873	313	500	115	8	44	287	763	.407	233	44	4.19	12	408	505.1	2	4
2011	41-19	.683	.267	1960	337	523	114	14	31	307	758	.387	258	51	3.14	19	443	532.2	6	6
2012	40-20	.667	.281	2009	370	564	114	10	34	336	800	.398	263	40	3.48	16	399	533.1	5	5
2013	52-13	.800	.289	2194	372	635	109	11	30	345	856	.390	266	56	2.28	19	447	587.0	9	12
2014	45-14	.763	.274	1947	333	533	91	20	21	306	727	.373	293	53	2.29	11	379	530.0	11	15
2015	39-18-1	.681	.279	1942	326	541	83	21	40	302	786	.405	234	42	3.02	16	390	527.1	5	7
2016	35-19	.648	.278	1798	315	500	92	32	25	290	731	.407	223	32	3.53	15	383	480.0	3	5

Bold indicates most (best) since 1967



2017 OREGON STATE BASEBALL
STATISTICAL SUPERLATIVES

Twitter.com/BeaverBaseball
 Instagram.com/BeaverBaseball
 Facebook.com/OregonStateBaseball

Oregon State Home Statistics
 Since 1999

Year	W-L	PCT	AVG	AB	R	H	2B	3B	HR	RBI	TB	SLG	BB	SB	ERA	SV	SO	IP	CG	SHO
1999	6-9	.400	.299	535	115	160	33	4	21	105	264	.493	74	2	7.73	2	104	135.0	1	0
2000	13-10	.565	.313	772	181	242	45	5	26	169	375	.486	128	18	5.66	1	151	205.0	6	0
2001	18-7	.720	.321	869	182	279	51	5	28	168	424	.488	81	21	3.60	2	153	225.0	9	3
2002	18-9	.667	.297	893	186	265	50	13	30	168	431	.483	99	19	4.88	9	142	240.0	1	2
2003	9-12	.428	.299	732	130	219	42	9	22	118	345	.471	87	19	5.54	4	118	190.0	2	1
2004	9-11	.450	.288	674	139	194	30	5	23	122	303	.450	97	11	5.87	2	124	178.0	2	1
2005	26-5	.838	.317	1037	229	329	52	5	24	209	463	.446	153	54	3.32	11	244	279.1	3	0
2006	27-4	.870	.312	1045	244	326	56	11	17	221	455	.435	165	44	2.53	11	241	281.0	2	5
2007	17-7	.708	.243	758	129	184	40	5	17	115	285	.376	103	28	2.81	7	179	218.0	0	3
2008	14-7	.667	.285	699	127	199	45	3	12	116	286	.409	117	21	3.74	8	184	195.0	1	1
2009	17-5	.772	.279	714	153	199	37	5	12	140	282	.395	107	21	2.87	4	177	201.0	1	2
2010	21-11	.656	.272	1066	197	290	70	6	29	181	459	.431	147	28	3.65	6	250	298.2	2	2
2011	23-7	.740	.293	953	198	279	64	6	16	197	403	.423	122	35	2.92	9	232	268.0	3	2
2012	18-6	.750	.279	767	153	214	42	5	13	139	305	.398	115	17	2.31	6	161	214.0	4	4
2013	27-6	.818	.291	1050	181	306	49	2	21	171	422	.402	121	35	2.25	10	247	292.0	5	6
2014	24-6	.800	.258	934	143	241	39	9	11	134	331	.354	146	19	1.83	8	216	271.0	7	10
2015	23-6-1	.783	.266	972	167	259	39	10	18	159	372	.383	128	25	2.14	7	214	282.0	5	5
2016	17-6	.739	.274	736	120	202	36	15	11	107	301	.409	94	15	2.55	7	168	212.0	2	4

Oregon State Road Statistics
 Since 1999

Year	W-L	PCT	AVG	AB	R	H	2B	3B	HR	RBI	TB	SLG	BB	SB	ERA	SV	SO	IP	CG	SHO
1999	7-19	.269	.296	908	154	269	61	1	15	141	377	.415	123	17	7.84	2	152	214.2	4	0
2000	9-12	.428	.296	753	148	223	40	6	24	134	347	.461	83	12	6.55	1	126	177.1	5	0
2001	7-14	.333	.287	767	144	220	40	5	7	128	291	.379	82	20	8.17	2	107	176.1	6	1
2002	7-14	.333	.291	774	141	225	45	6	20	131	342	.442	99	20	7.19	3	72	182.2	1	0
2003	9-10	.473	.316	683	144	216	51	3	15	129	318	.466	88	14	7.13	4	87	160.1	1	1
2004	14-9	.608	.288	834	163	240	29	4	19	137	334	.400	119	25	4.07	5	148	201.0	0	1
2005	15-4	.789	.316	692	138	219	36	5	13	132	304	.439	96	21	3.31	8	146	168.2	1	1
2006	13-8	.619	.292	758	132	221	39	12	11	116	317	.418	83	17	4.77	5	122	181.0	2	0
2007	21-8	.724	.307	1042	238	320	56	6	19	211	448	.430	167	30	4.37	7	202	257.2	0	2
2008	9-14	.391	.302	862	181	260	49	10	19	165	386	.389	110	16	6.74	3	144	193.2	0	1
2009	8-10	.444	.252	606	97	153	23	5	7	83	207	.342	86	20	4.79	3	127	154.0	1	1
2010	7-11	.388	.254	602	78	153	34	0	12	73	223	.370	63	9	5.21	4	116	153.2	0	1
2011	12-11	.521	.238	776	101	185	35	6	11	92	265	.341	87	11	3.56	8	155	199.2	2	3
2012	15-13	.536	.272	971	151	264	50	3	17	136	371	.382	112	16	4.60	7	186	248.1	1	1
2013	18-6	.750	.288	843	137	243	43	7	9	124	327	.388	97	13	2.22	7	143	215.0	3	5
2014	14-6	.700	.283	715	122	202	37	7	8	109	277	.387	94	27	2.73	1	118	178.0	3	4
2015	9-8	.529	.268	582	85	156	26	4	8	74	214	.368	64	13	3.85	7	99	147.1	0	1
2016	9-11	.450	.248	677	105	168	37	10	7	95	246	.363	85	12	4.53	3	126	169.0	1	0

Oregon State Neutral Statistics
 Since 1999

Year	W-L	PCT	AVG	AB	R	H	2B	3B	HR	RBI	TB	SLG	BB	SB	ERA	SV	SO	IP	CG	SHO
1999	6-7	.461	.276	460	84	127	24	0	4	74	163	.354	68	4	6.09	3	87	115.1	1	1
2000	6-5	.545	.331	366	91	121	26	2	8	80	175	.478	53	9	5.68	1	57	90.1	2	1
2001	6-3	.667	.367	324	74	119	16	5	18	70	199	.614	30	3	7.09	2	42	78.2	2	0
2002	6-0	1.000	.364	225	55	82	14	8	4	49	124	.551	24	9	3.44	2	38	55.0	0	0
2003	7-6	.538	.298	470	108	140	30	6	8	83	206	.438	70	16	6.57	5	80	115.0	0	2
2004	8-2	.800	.314	341	72	107	23	6	6	66	160	.469	54	18	3.61	6	72	87.1	0	0
2005	5-3	.625	.312	276	55	86	21	1	2	52	115	.417	38	10	1.43	2	73	69.0	0	2
2006	10-4	.714	.297	461	87	137	30	8	8	75	207	.449	67	18	3.43	5	98	123.1	0	3
2007	11-3	.785	.312	497	89	155	29	3	10	78	220	.443	58	18	2.81	6	96	125.0	0	1
2008	5-3	.625	.281	267	44	75	9	2	6	39	106	.397	30	9	5.62	4	69	72.0	0	0
2009	12-4	.750	.305	550	132	168	28	5	4	121	218	.396	111	12	4.49	6	127	144.1	1	0
2010	4-2	.667	.278	205	38	57	11	2	3	33	81	.395	23	7	4.25	2	42	53.0	0	1
2011	6-1	.857	.255	231	40	59	15	2	4	38	90	.390	49	5	2.77	2	56	65.0	1	1
2012	7-1	.875	.317	271	66	86	22	2	4	61	124	.458	36	7	3.04	3	52	71.0	0	0
2013	7-2	.777	.286	301	54	86	17	2	0	50	107	.355	48	8	2.59	2	57	80.0	1	1
2014	7-2	.777	.302	298	68	90	15	4	2	63	119	.399	53	7	2.89	2	45	81.0	1	1
2015	7-5	.583	.312	417	75	130	20	7	14	70	206	.494	45	5	4.58	2	82	106.0	0	1
2016	9-2	.818	.338	385	90	130	19	7	7	88	184	.478	44	5	3.91	5	89	99.0	0	1

Oregon State Player

Offense

Hit two home runs	3/5/16, Logan Ice vs. William & Mary
Hit three home runs	3/11/01, Andy Jarvis vs. Washington State
Hit grand slam	2/22/15, KJ Harrison vs. Kansas
Hit inside-the-park home run	4/3/10, Michael Miller vs. USC
Leadoff home run	5/5/12, Ryan Barnes vs. Stanford
Walkoff home run	3/6/15, KJ Harrison vs. Fresno State
Pinch-hit home run	2/27/16, Billy King vs. Kansas
Home run in 3 straight games	3/2/13 (DH)-3/3/13, Michael Conforto vs. Bryant
Home run in 2 straight games	5/14-5/15/16, KJ Harrison vs. Oregon
Back-to-back home runs	5/13/15 Jeff Hendrix, KJ Harrison vs. Portland
Back-to-back-to-back home runs	4/11/00 Brian Barden, Curtis Davis, Joe Gerber vs. Portland
Two triples in a game	4/8/16, KJ Harrison vs. Central Arkansas
Three doubles in a game	6/3/06, Cole Gillespie vs. Kansas
Hit for the cycle	5/10/11, Ryan Dunn vs. Portland
Five hits in a game	5/31/09, Koa Kahalehoe vs. Texas A&M
Four hits in a game	5/3/16, Logan Ice vs. Seattle
Drove in nine runs	3/2/85, Ken Bowen vs. Chico State
Drove in eight runs	3/31/04, Shea McFeely vs. Portland
Drove in seven runs	3/3/13, Michael Conforto vs. Bryant
Drove in six runs	3/5/16, Logan Ice vs. William & Mary
Drove in five runs	2/22/15, KJ Harrison vs. Kansas
Scored six runs	3/2/85, Ken Bowen vs. Chico State
Scored five runs	3/5/00, Brian Barden vs. Washington
Scored four runs	3/5/16, Logan Ice vs. William & Mary

Pitching

Threw a perfect game	3/21/15, Drew Rasmussen vs. Wash. St.
Threw a no-hitter	3/21/15, Drew Rasmussen vs. Wash. St.
Threw a one-hitter	5/4/14, Jace Fry vs. California
Threw a shutout	5/29/16, Luke Heimlich vs. UCLA
Threw a complete game	5/29/16, Luke Heimlich vs. UCLA
Threw back-to-back complete games	5/28-5/29/16 Bryce Fehmel, Luke Heimlich vs. UCLA
Had 14 strikeouts	5/30/14, Andrew Moore vs. NDSU
Had 13 strikeouts	5/22/15, Andrew Moore vs. California
Had 12 strikeouts	3/11/16, Drew Rasmussen vs. San Francisco
Had 11 strikeouts	4/27/14, Jace Fry vs. Oregon
Had 10 strikeouts	3/21/15, Drew Rasmussen vs. Washington State

Team

Had 25 or more hits	3/10/08, vs. San Diego State (25)
Had 20 or more hits	5/13/15 vs. Portland (24)
Scored 15 or more runs	5/13/15 vs. Portland (20)
Scored 10 or more runs	5/1/16 vs. Stanford (11)
Did not strike out	2/21/16, vs. Minnesota

Won 10 straight games	2016 (11)
Won 15 straight games	2013 (15)
Extra-Innings victory	5/3/16, OSU 5, Seattle 4 (11)
Extra-Innings loss	4/3/16, Washington 3, OSU 2 (12)
Was shut out	4/30/16, Stanford 6, OSU 0
Was no-hit	3/23/13, Arizona State 4, OSU 0
Threw back-to-back shutouts	5/28, 5/29/16 vs. UCLA
Threw back-to-back-to-back shutouts	5/27, 5/28, 5/29/16 vs. UCLA

All-Time Oregon State No-Hitters/Perfect Games

Date	Opponent (score)	Pitcher(s)
3/21/15	Washington State (3-0)*	Drew Rasmussen (9 IP, 10 SO, 0 BB)
3/8/14	vs. Northern Illinois (2-0)	Jace Fry (9 IP, 10 SO, 2 BB)
4/30/11	at UCLA (2-0)	Josh Osich (9 IP, 13 SO, 1 BB)
1/25/07	at Hawaii-Hilo (5-0)	Mike Stutes (5 IP, 7 SO, 2 BB), Josh Keller (2 IP, 0 SO, 0 BB), Mark Grbavac (1 IP, 2 SO, 0 BB), Jorge Reyes (1 IP, 0 SO, 1 BB)
4/11/67	Portland (11-0)	Cleve Benson, Eric Selberg, Jack Humphrey
4/12/47	Montana (1-0)	Fred Gallagher

* indicates Perfect Game



Logan Ice



KJ Harrison



Drew Rasmussen

2017 OREGON STATE BASEBALL

YEARLY RECORDS

Twitter.com/BeaverBaseball
Instagram.com/BeaverBaseball
Facebook.com/OregonStateBaseball

Year-By-Year Records

Year	Coach	Overall	League	Place
1907	F.C. McReynolds	5-2	-	-
1908	Joe Fay	11-4	-	Oregon Collegiate Champs
1909	Otto Moore	5-4	-	-
1910	Fielder Jones	13-4-1	-	Northwest Collegiate Champs
1911	Frederick Walker	8-7	-	-
1912	E.J. Stewart	5-9	-	-
1913	Jesse Garrett	7-10	4-4	1st tie, Northern Division West
1914	Wilkie Clark	7-9	1-7	3rd, Northern Division West
1915	Roy Goble	13-8	5-1	1st, Northern Division West
1916	Hans Loof	10-9-1	5-3	1st, Northern Division West
1917	No team - World War I	-	-	-
1918	J.D. Baldwin	4-6	-	-
1919	Jimmie Richardson	7-7	2-5	2nd, Northern Division West
1920	Jimmie Richardson	12-11	11-8	-, Northern Division
1921	Jimmie Richardson	11-8-1	5-7-1	-, Northern Division
1922	Guy Rathbun	13-8	9-8	3rd, Northern Division
1923	Ralph Coleman	10-6	8-6	-, Northern Division
1924	Ralph Coleman	16-8-1	11-8	3rd, Northern Division
1925	Ralph Coleman	11-2	11-2	1st, Northern Division
1926	Ralph Coleman	6-7	2-6	3rd, Northern Division West
1927	Ralph Coleman	13-5	5-3	1st tie, Northern Division West
1928	Ralph Coleman	8-6	3-5	3rd, Northern Division West
1929	Roy Lamb	10-9	8-8	3rd tie, Northern Division
1930	Ralph Coleman	16-6	10-6	2nd, Northern Division
1931	Ralph Coleman	9-10	7-9	3rd tie, Northern Division
1932	Slats Gill	10-9	8-8	3rd, Northern Division
1933	Slats Gill	9-5	-	-
1934	Slats Gill	10-15	5-11	5th, Northern Division
1935	Slats Gill	11-11	8-8	3rd tie, Northern Division
1936	Slats Gill	8-16	7-9	4th, Northern Division
1937	Slats Gill	8-14	4-12	4th, Northern Division
1938	Ralph Coleman	18-7	10-6	1st tie, Northern Division
1939	Ralph Coleman	15-9	7-8	3rd, Northern Division
1940	Ralph Coleman	19-5	13-3	1st, Northern Division
1941	Ralph Coleman	15-10	8-8	3rd, Northern Division
1942	Ralph Coleman	14-8	8-6	3rd, Northern Division
1943	Ralph Coleman	14-6	12-4	1st tie, Northern Division
1944	No team - World War II	-	-	-
1945	No team - World War II	-	-	-
1946	Ralph Coleman	16-10	10-6	2nd, Northern Division
1947	Ralph Coleman	14-11	6-10	4th, Northern Division
1948	Ralph Coleman	7-7	4-7	4th, Northern Division
1949	Ralph Coleman	15-8	8-7	3rd, Northern Division
1950	Ralph Coleman	7-12	5-9	4th, Northern Division
1951	Ralph Coleman	23-6	10-4	1st, Northern Division
1952	Ralph Coleman	27-12	10-6	1st, Northern Division
1953	Ralph Coleman	15-9	8-3	2nd, Northern Division
1954	Ralph Coleman	12-8	10-6	2nd tie, Northern Division
1955	Ralph Coleman	15-10	8-4	2nd, Northern Division
1956	Ralph Coleman	17-13	7-8	3rd, Northern Division
1957	Ralph Coleman	18-13	8-7	2nd, Northern Division
1958	Ralph Coleman	18-11	10-4	1st, Northern Division
1959	Ralph Coleman	21-7	7-6	4th, Northern Division
1960	Ralph Coleman	18-5	7-5	2nd, Northern Division
1961	Ralph Coleman	27-14	8-6	2nd, Northern Division
1962	Ralph Coleman	26-6	11-4	1st, Northern Division
1963	Ralph Coleman	23-12	11-4	1st, Northern Division
1964	Ralph Coleman	25-11	8-8	3rd, Northern Division
1965	Ralph Coleman	15-19	7-11	3rd, Northern Division
1966	Ralph Coleman	18-17	4-13	4th, Northern Division
1967	Gene Tanselli	24-13	9-6	3rd tie, Pacific-8
1968	Gene Tanselli	23-13-1	6-12	7th, Pacific-8
1969	Gene Tanselli	17-20-1	9-12	5th, Pacific-8
1970	Gene Tanselli	19-15	5-6	2nd, Northern Division
1971	Gene Tanselli	18-17	6-10	3rd, Northern Division
1972	Gene Tanselli	13-24	2-15	4th, Northern Division
1973	Jack Riley	15-20-1	5-13	4th, Northern Division
1974	Jack Riley	16-23	6-12	3rd tie, Northern Division
1975	Jack Riley	28-10-1	13-5	1st tie, Northern Division
1976	Jack Riley	31-15	12-6	2nd, Northern Division
1977	Jack Riley	31-17	12-6	2nd, Northern Division
1978	Jack Riley	22-22-2	6-9	3rd, Northern Division
1979	Jack Riley	21-25	4-11	3rd, Northern Division
1980	Jack Riley	33-16	8-9	2nd, Northern Division
1981	Jack Riley	29-14-1	11-7	2nd tie, Northern Division
1982	Jack Riley	29-15	16-8	1st, Northern Division
1983	Jack Riley	27-17	17-7	1st, Northern Division
1984	Jack Riley	22-23	11-11	4th, Northern Division
1985	Jack Riley	34-17	12-12	3rd tie, Northern Division
1986	Jack Riley	39-15	18-5	1st, Northern Division
1987	Jack Riley	31-15	15-9	2nd, Northern Division
1988	Jack Riley	30-19	14-10	2nd, Northern Division


Year	Coach	Overall	League	Place
1989	Jack Riley	27-23	15-9	2nd tie, Northern Division
1990	Jack Riley	30-22	15-9	2nd, Northern Division
1991	Jack Riley	28-20	12-8	2nd, Northern Division
1992	Jack Riley	23-30	10-20	6th, Northern Division
1993	Jack Riley	31-18	20-10	2nd, Northern Division
1994	Jack Riley	36-15	22-8	1st, Northern Division
1995	Pat Casey	25-24-1	14-16	4th tie, Northern Division
1996	Pat Casey	32-16-1	14-10	2nd, Northern Division
1997	Pat Casey	38-12-1	18-6	2nd, Northern Division
1998	Pat Casey	35-14-1	15-9	2nd, Northern Division
1999	Pat Casey	19-35	7-17	8th, Pacific-10
2000	Pat Casey	28-27	9-15	6th, Pacific-10
2001	Pat Casey	31-24	11-13	6th, Pacific-10
2002	Pat Casey	31-23	10-14	6th, Pacific-10
2003	Pat Casey	25-28	7-17	8th tie, Pacific-10
2004	Pat Casey	31-22	10-14	6th tie, Pacific-10
2005	Pat Casey	46-12	19-5	1st, Pacific-10
2006	Pat Casey	50-16	16-7	1st, Pacific-10; NCAA champions
2007	Pat Casey	49-18	10-14	6th, Pacific-10; NCAA champions
2008	Pat Casey	28-24	11-13	6th tie, Pacific-10
2009	Pat Casey	37-19	15-12	3rd tie, Pacific-10
2010	Pat Casey	32-24	12-15	7th tie, Pacific-10
2011	Pat Casey	41-19	17-10	2nd tie, Pacific-10
2012	Pat Casey	40-20	18-12	4th tie, Pac-12
2013	Pat Casey	52-13	24-6	1st, Pac-12
2014	Pat Casey	45-14	23-7	1st, Pac-12
2015	Pat Casey	39-18-1	19-10-1	2nd, Pac-12
2016	Pat Casey	35-19	16-14	3rd tie, Pac-12

TOTAL 2,262-1,429-16 977-701-1 25 PENNANTS

NOTE: From 1967 on, records include only games against NCAA or NAIA four-year schools. For polls, ABCA denotes American Baseball Coaches Association/USA Today; BA denotes Baseball America magazine; CB denotes Collegiate Baseball newspaper; NCBWA denotes National Collegiate Baseball Writers Association.



Pat Casey



Jack Riley

All-Time Coaching Records

Name	Years	Overall	Pct.	League	Pct.	1st
F.C. McReynolds	1907 (1)	5-2	.714	-	-	0
Joe Fay	1908 (1)	11-4	.733	-	-	1
Otto Moore	1909 (1)	5-4	.556	-	-	0
Fielder Jones	1910 (1)	13-4-1	.750	-	-	1
Walker	1911 (1)	8-7	.533	-	-	0
E.J. Stewart	1912 (1)	5-9	.357	-	-	0
Jesse Garrett	1913 (1)	7-10	.412	4-4	.500	1
Wilkie Clark	1914 (1)	7-9	.438	1-7	.125	0
Roy Goble	1915 (1)	13-8	.619	5-1	.833	1
Hans Loof	1916 (1)	10-9-1	.525	5-3	.625	1
J.D. Baldwin	1918 (1)	4-6	.400	-	-	0
Jimmie Richardson	1919-21 (3)	30-26-1	.535	18-20-1	.474	0
Guy Rathbun	1922 (1)	13-8	.619	9-8	.529	0
Ralph Coleman	1923-28, 1930-31, 1938-66 (35)	561-316-1	.640	279-218	.561	10
Roy Lamb	1929 (1)	10-9	.526	8-8	.500	0
Slats Gill	1932-37 (6)	56-70	.444	32-48	.400	0
Gene Tanselli	1967-72 (6)	113-102-2	.525	37-61	.378	0
Jack Riley	1973-94 (22)	613-411-5	.596	274-101	.731	5
Pat Casey	1995-present (22)	789-440-5	.641	315-256	.552	4

at - denotes games on opponents' home field; vs. - denotes games on neutral field; all others are games at home. All schools are listed by their current name. Middle column is game score. Right column is OSU's record after that game; ties not included.

1907

Head coach: F.C. McReynolds 5-2			
			Rec.
Salem High	L	0-4	0-1
at Salem High	W	8-1	1-1
at Chemawa	W	18-3	2-1
Willamette	W	12-0	3-1
Chemawa	W	9-6	4-1
at Oregon	L	3-9	4-2
Oregon	W	6-4	5-2

1908

Head coach: Joe Fay 11-4			
Oregon Collegiate champions			
			Rec.
at Woodburn	L	5-6	0-1
at Chemawa	L	2-3	0-2
at Willamette	W	8-4	1-2
at Chemawa	W	4-3	2-2
Whitman	L	5-6	2-3
Whitman	W	13-1	3-3
at Western Oregon	W	8-4	4-3
at Willamette	W	11-9	5-3
Chemawa	W	16-1	6-3
Chemawa	W	4-1	7-3
at Oregon	W	5-3	8-3
at Oregon	W	5-4	9-3
Oregon	W	16-2	10-3
Oregon	W	5-4	11-3
MAC Club	L	3-5	12-3

1909

Head coach: Otto Moore 5-4			
			Rec.
Salem High	W	10-1	1-0
Chemawa	W	13-1	2-0
MAC Club	L	5-9	2-1
Portland	W	9-4	3-1
Portland	L	6-9	3-2
at Oregon	L	2-5	3-3
at Oregon	W	7-4	4-3
Oregon	L	2-3	4-4
Oregon	W	5-0	5-4

1910

Head coach: Fielder Jones 13-4-1			
NW Collegiate champions			
			Rec.
Whitman	L	3-4	0-1
Whitman	W	3-0	1-1
Idaho	W	11-4	2-1
Idaho	T	2-2	2-1
at Whitman	W	5-4	3-1
at Whitman	L	2-4	3-2
at Washington St.	W	5-4	4-2
at Washington St.	W	6-1	5-2
at Idaho	W	14-10	6-2
at Idaho	W	8-5	7-2
Washington St.	L	1-4	7-3
Washington St.	W	4-3	8-3
at Oregon	W	2-0	9-3
at Oregon	W	6-3	10-3
Washington St.	W	6-5	11-3
Washington St.	W	6-3	12-3
Oregon	L	4-8	12-4
Oregon	W	10-4	13-4

1911

Head coach: Frederick Walker 8-7			
			Rec.
Portland Roadsters	L	1-12	0-1
Whitman	W	22-4	1-1
Whitman	W	14-5	2-1
at Willamette	W	7-3	3-1
at MAC	L	3-6	3-2
at Washington	L	0-2	3-3
at Washington	L	1-6	3-4
at Idaho	L	3-10	3-5
at Idaho	W	8-4	4-5
at Washington St.	W	7-0	5-5
at Washington St.	L	0-2	5-6
Washington St.	L	6-9	5-7
Washington St.	W	4-2	6-7
Idaho	W	9-0	7-7
Idaho	W	8-4	8-7

1912

Head coach: E.J. Stewart 5-9			
			Rec.
Pacific (Ore.)	W	15-6	1-0
MAC Club	L	4-6	1-1
Mt. Angel	W	9-2	2-1
Chemawa	W	9-0	3-1
Oregon	L	0-3	3-2
Oregon	L	2-5	3-3
Washington St.	W	4-3	4-3
Washington St.	L	10-11	4-4
at Oregon	L	4-5	4-5
at Oregon	L	3-5	4-6

at Washington St.	L	2-5	4-7
at MAC Club	L	0-4	4-8
at Willamette	L	2-4	4-9
Willamette	W	14-5	5-9

1913

Head coach: Jesse Garrett 7-10; 4-4 North (West)			
			Rec.
Portland Colts	L	1-14	0-1
Regina	L	6-7	0-2
Regina	L	3-6	0-3
Regina	L	1-6	0-4
vs. Regina	W	8-4	1-4
MAC Club	W	12-4	2-4
Regina	L	2-14	2-5
at Oregon	W	6-2	3-5
at Oregon	L	4-8	3-6
at Chemawa	W	21-4	4-6
Washington	W	10-5	5-6
Washington	L	1-14	5-7
Oregon	W	7-5	6-7
at Washington	L	2-5	6-8
at Washington	L	0-2	6-9
Oregon	W	14-5	7-9
at Multnomah Ath. Cl.	L	3-6	7-10

1914

Head coach: Wilkie Clark 7-9; 1-7 North (West)			
			Rec.
Chemawa	W	6-5	1-0
Corvallis High	W	8-4	2-0
Baker City	W	4-3	3-0
Baker City	W	15-4	4-0
Helena	L	10-11	4-1
Helena	W	6-0	5-1
Helena	L	2-5	5-2
at Washington	L	4-5	5-3
at Washington	L	2-4	5-4
at Chemawa	W	9-0	6-4
Washington	W	4-0	7-4
Washington	L	0-3	7-5
at Oregon	L	2-4	7-6
at Oregon	L	2-12	7-7
Oregon	L	5-11	7-8
Oregon	L	0-13	7-9

1915

Head coach: Roy Goble 13-8, 5-1 North (West)			
Rec.			
McMinnville Tigers	L	6-9	0-1
McMinnville Tigers	L	4-6	0-2
at Portland Monarchs	W	2-0	1-2
Chemawa	W	10-1	2-2
at Washington St.	L	1-4	2-3
at Washington St.	W	12-5	3-3
at Whitman	W	9-6	4-3
at Whitman	L	5-6	4-4
at Pendleton	W	12-6	5-4
at Pendleton	W	5-1	6-4
Pacific (Ore.)	W	7-4	7-4
at Washington	W	5-1	8-4
at Washington	L	6-10	8-5
Oregon	W	7-3	9-5
Oregon	W	20-6	10-5
Washington St.	W	12-6	11-5
Washington St.	L	5-8	11-6
Washington	W	5-1	12-6
Washington	W	14-2	13-6
at Washington St.	L	2-4	13-7
at Washington St.	L	3-4	13-8

1916

Head coach: Hans Loof 10-9-1, 5-3 North (West)			
League: 3rd			
			Rec.
at Baker City	W	13-2	1-0
at Albertson	W	4-1	2-0
at Albertson	W	2-0	3-0
at Spokane Indians	L	4-15	3-1
at Spokane Indians	L	5-10	3-2
at Idaho	L	2-6	3-3
at Washington St.	T	0-0	3-3
at Willamette	W	16-0	4-3
at Washington	W	7-2	5-3
at Washington	L	3-2	5-4
Washington	W	9-3	6-4
Washington	W	2-1	7-4
at Oregon	L	5-6	7-5
at Oregon	L	2-10	7-6
Oregon	W	6-0	8-6
Oregon	W	6-3	9-6
at California	L	2-5	9-7
at California	L	3-10	9-8
at California	L	0-9	9-9
Willamette	W	6-0	10-9

1917

No varsity baseball - World War I

1918

Head coach: J.D. Baldwin 4-6			
League: 4th			
			Rec.
Willamette	W	5-2	1-0
at Willamette	W	14-2	2-0
Oregon	L	2-3	2-1
Oregon	L	1-15	2-2
at Oregon	L	8-18	2-3
at Oregon	L	7-21	2-4
Oregon	W	13-12	3-4
Oregon	L	10-12	3-5
at Oregon	W	10-1	4-5
at Oregon	L	4-5	4-6

1919

Head coach: Jimmie Richardson 7-7, 2-5 North (West)			
North: 3rd			
			Rec.
at Gonzaga	W	5-2	1-0
at Washington St.	W	14-7	2-0
at Washington St.	L	0-3	2-1
at Multnomah Ath. Cl.	L	6-7	2-2
Multnomah Ath. Club	W	8-5	3-2
Washington St.	W	6-4	4-2
Washington St.	W	4-1	5-2
Washington	L	6-12	5-3
Washington	L	1-3	5-4
at Washington	L	0-1	5-5
at Washington	L	3-4	5-6
Oregon	L	5-9	5-7
Oregon	W	9-3	6-7
at Oregon	W	16-3	7-7

1920

Head coach: Jimmie Richardson 12-11, 11-8 North			
North: 5th			
			Rec.
at Santa Clara	L	2-9	0-1
at Stanford	L	3-4	0-2
at Stanford	L	2-3	0-3
at California	L	0-10	0-4
at California	W	2-1	1-4
at Sac. Senators	L	2-6	1-5
at Sac. Senators	L	1-7	1-6
at Cal State-Chico	W	9-4	2-6
Willamette	W	11-0	3-6
Willamette	W	7-0	4-6



1910 Team

at Washington	L	0-2	4-7
at Washington	L	5-9	4-8
Washington St.	W	11-0	5-8
Washington St.	W	3-0	6-8
Washington St.	W	6-2	7-8
Stanford	W	6-0	8-8
Stanford	W	5-4	9-8
at Oregon	L	3-4	9-9
at Oregon	W	14-8	10-9
Washington	L	4-6	10-10
Washington	W	4-3	11-10
Oregon	L	0-3	11-11
Oregon	W	3-2	12-11

1921

Head coach: Jimmie Richardson			
11-8-1, 5-7-1 North			
North: 4th		Rec.	
North Pacific Dental	W	5-1	1-0
North Pacific Dental	W	15-3	2-0
Multnomah Ath. Club	W	6-5	3-0
New York Colored Sox	L	0-3	3-1
North Pacific Dental	W	5-4	4-1
at Camp Lewis	W	4-3	5-1
at Washington	L	3-8	5-2
at Washington	T	0-0	5-2
at Gonzaga	W	3-2	6-2
at Washington St.	L	7-15	6-3
at Washington St.	L	3-5	6-4
Washington	L	3-4	6-5
Washington	W	4-1	7-5
Willamette	W	4-0	8-5
Washington St.	L	9-12	8-6
Washington St.	W	2-1	9-6
Oregon	L	2-3	9-7
Oregon	W	5-4	10-7
at Oregon	W	14-5	11-7
at Oregon	L	6-8	11-8

1922

Head coach: Guy Rathbun			
13-8, 9-8 North			
North: 4th		Rec.	
North Pacific Dental	W	6-0	1-0
Chemawa	W	10-4	2-0
Mt. Angel	W	10-2	3-0
Mt. Angel	W	5-3	4-0
at Washington	L	3-10	4-1
at Washington	L	0-17	4-2
at Gonzaga	W	8-6	5-2
at Washington St.	L	7-9	5-3
at Washington St.	W	11-9	6-3
at Whitman	W	8-4	7-3
at Whitman	L	4-5	7-4
Washington	L	2-8	7-5
Washington	W	7-6	8-5
Washington St.	L	6-7	8-6
Washington St.	L	7-9	8-7
Oregon	W	8-4	9-7
Oregon	W	11-6	10-7
Whitman	L	11-13	10-8
Whitman	W	15-8	11-8
at Oregon	W	11-1	12-8
at Oregon	W	6-3	13-8

1923

Head coach: Ralph Coleman			
10-6, 8-6 North			
North: 4th		Rec.	
Mt. Angel	W	7-6	1-0
Mt. Angel	W	4-1	2-0
Pacific (Ore.)	W	5-3	3-0
Idaho	L	5-15	3-1
Idaho	L	8-11	3-2
at Whitman	W	5-3	4-2
at Idaho	W	13-2	5-2
at Idaho	L	7-8	5-3
at Washington St.	L	3-16	5-4
at Washington St.	L	3-5	5-5

Oregon	W	1-0	6-5
Oregon	W	22-5	7-5
Washington St.	L	1-5	7-6
Washington St.	W	16-10	8-6
at Oregon	W	11-5	9-6
at Oregon	W	6-1	10-6

1924

Head coach: Ralph Coleman			
16-8-1, 11-8 North			
North: N/A		Rec.	
Mt. Angel	W	13-1	1-0
Mt. Angel	W	12-2	2-0
Kelso	W	17-4	3-0
Meiji, Japan	W	7-0	4-0
Multnomah Ath. Club	W	8-3	5-0
at Salem Senators	L	3-7	5-1
Pacific (Ore.)	W	16-1	6-1
Whitman	W	11-6	7-1
Whitman	W	11-6	8-1
Washington	W	6-5	9-1
Washington	L	5-7	9-2
at Oregon	W	9-3	10-2
Oregon	W	14-11	11-2
Idaho	W	6-1	12-2
Idaho	W	11-0	13-2
Washington St.	L	0-3	13-3
Oregon	L	4-8	13-4
at Oregon	W	12-2	14-4
at Washington	W	9-6	15-4
at Washington	L	0-6	15-5
at Washington St.	W	10-9	16-5
at Washington St.	T	9-9	16-5
at Idaho	L	1-3	16-6
at Idaho	L	2-10	16-7
at Gonzaga	L	6-7	16-8

1925

Head coach: Ralph Coleman			
11-2, 11-2 North			
North: 2nd		Rec.	
Pacific (Ore.)	W	9-2	1-0
at Willamette	W	14-2	2-0
Whitman	W	4-3	3-0
Idaho	W	8-2	4-0
Washington St.	W	16-3	5-0
Washington	W	6-3	6-0
at Washington	L	3-5	6-1
at Gonzaga	W	4-3	7-1
at Washington St.	W	9-8	8-1
at Idaho	L	1-4	8-2
at Whitman	W	7-4	9-2
at Oregon	W	10-4	10-2
Oregon	W	10-5	11-2

1926

Head coach: Ralph Coleman			
6-7, 2-6 North (West)			
North: 5th		Rec.	
Kelso	W	3-2	1-0
Kelso	L	4-7	1-1
Multnomah Ath. Club	W	6-5	2-1
Pacific (Ore.)	W	13-2	3-1
St. John's Bears	W	17-5	4-1
at Oregon	L	3-7	4-2
Washington	L	2-3	4-3
Washington	L	9-14	4-4
at Washington	W	6-2	5-4
at Washington	L	2-8	5-5
at Oregon	L	6-16	5-6
Oregon	L	2-4	5-7
Oregon	W	6-4	6-7

1927

Head coach: Ralph Coleman			
13-5, 5-3 North (West)			
North: 3rd		Rec.	
Pacific (Ore.)	W	7-1	1-0
Willamette	W	10-0	2-0
Willamette	W	9-3	3-0
Albany	W	10-5	4-0
Oregon	W	6-5	5-0
Oregon	W	13-7	6-0
Linfield	W	19-4	7-0
Multnomah Ath. Club	W	15-9	8-0
Washington	W	20-2	9-0
Washington	L	11-13	9-1
at Washington	W	11-6	10-1
at Washington	L	2-6	10-2
at Oregon	L	2-5	10-3
at Oregon	W	18-8	11-3
vs. Washington	W	4-3	12-3
at Washington St.	L	2-5	12-4
at Washington St.	W	8-7	13-4
at Washington St.	L	6-8	13-5

1928

Head coach: Ralph Coleman			
8-6, 3-5 North (West)			
North: 5th		Rec.	
Portland	L	9-11	0-1
Portland	W	10-5	1-1
at Washington	W	13-3	2-1
at Washington	L	4-5	2-2
Linfield	W	11-1	3-2
Washington	W	5-4	4-2
Washington	L	3-11	4-3
at Oregon	L	6-9	4-4
Oregon	L	4-10	4-5
Oregon	L	7-16	4-6
Multnomah Ath. Club	W	12-5	5-6
at Oregon	W	16-4	6-6
at Portland	W	13-5	7-6
at Portland	W	4-3	8-6

1929

Head coach: Roy Lamb			
10-9, 8-8 North			
North: 4th		Rec.	
Western Oregon	W	16-3	1-0
Willamette	W	7-2	2-0
Meiji, Japan	L	6-13	2-1
Oregon	W	4-3	3-1
Oregon	L	6-7	3-2
Idaho	W	7-1	4-2
Idaho	L	6-8	4-3
Washington St.	W	14-7	5-3
Washington St.	L	5-9	5-4
Washington	W	7-3	6-4
Washington	W	6-4	7-4
at Washington St.	W	10-3	8-4
at Washington St.	L	4-5	8-5
at Idaho	L	6-7	8-6
at Idaho	W	11-2	9-6
at Washington	W	7-5	10-6
at Washington	L	3-5	10-7
Oregon	L	4-7	10-8
at Oregon	L	4-8	10-9

1930

Head coach: Ralph Coleman			
16-6, 10-6 North			
North: 2nd		Rec.	
Willamette	W	5-3	1-0
at Willamette	W	8-7	2-0
Portland	W	4-3	3-0
Portland	W	2-0	4-0
Pacific (Ore.)	W	17-0	5-0

Pacific (Ore.)	W	12-1	6-0
at Oregon	W	5-1	7-0
Washington St.	W	6-4	8-0
Washington St.	L	4-5	8-1
Idaho	W	13-3	9-1
Idaho	W	4-2	10-1
Washington	L	0-6	10-2
Washington	L	3-4	10-3
at Washington	L	1-5	10-4
at Washington	W	7-5	11-4
at Idaho	W	14-1	12-4
at Washington St.	L	3-4	12-5
at Washington St.	W	9-3	13-5
at Idaho	W	6-5	14-5
Oregon	W	10-1	15-5
at Oregon	W	6-4	16-5
Oregon	L	3-8	16-6

1931

Head coach: Ralph Coleman			
9-10, 7-9 North			
North: 4th		Rec.	
Willamette	W	7-3	1-0
Willamette	W	10-7	2-0
at Oregon	W	7-3	3-0
Oregon	W	11-7	4-0
at Willamette	L	6-8	4-1
Idaho	W	14-3	5-1
Idaho	L	9-16	5-2
Washington St.	L	0-6	5-3
Washington St.	W	5-1	6-3
Washington	L	11-15	6-4
Washington	L	4-18	6-5
at Idaho	L	6-7	6-6
at Idaho	W	17-1	7-6
at Washington St.	L	6-7	7-7
at Washington St.	W	7-6	8-7
at Washington	L	1-12	8-8
at Washington	L	5-6	8-9
at Oregon	W	12-2	9-9
Oregon	L	6-7	9-10

1932

Head coach: Slat's Gill			
10-9, 8-8 North			
North: 3rd		Rec.	
Willamette	W	3-2	1-0
Willamette	L	2-6	1-1
at Willamette	W	20-19	2-1
Oregon	L	7-10	2-2
at Oregon	W	6-2	3-2
Washington St.	L	3-6	3-3
Washington St.	L	1-6	3-4
Idaho	W	12-4	4-4
Idaho	W	11-5	5-4
Washington	L	3-9	5-5
Washington	W	7-2	6-5
at Washington	L	1-5	6-6
at Washington	L	1-2	6-7
at Idaho	W	11-4	7-7
at Idaho	W	11-6	8-7
at Washington St.	W	9-5	9-7
at Washington St.	L	2-3	9-8
at Oregon	W	4-3	10-8
Oregon	L	3-6	10-9

1933

Head coach: Slat's Gill			
9-5, 3-3 North			
North: 3rd		Rec.	
Western Oregon	W	11-8	1-0
Western Oregon	L	0-3	1-1
Linfield	W	6-5	2-1
North Pacific Dental	W	9-2	3-1
Willamette	W	9-7	4-1
at Willamette	L	2-3	4-2
Portland	W	8-1	5-2
Portland	W	8-3	6-2
at Oregon	W	11-3	7-2

Oregon	L	6-14	7-3
Oregon	W	14-2	8-3
at Oregon	W	8-5	9-3
at Oregon	L	8-9	9-4
Oregon	L	2-3	9-5

1934

Head coach: Slats Gill
10-15, 5-11 North

North: 5th			
Pacific (Ore.)	W	2-1	1-0
at Western Oregon	W	22-8	2-0
Western Oregon	W	23-11	3-0
Portland	W	11-10	4-0
Portland	L	4-5	4-1
at Western Oregon	L	6-11	4-2
Western Oregon	W	5-4	5-2
Willamette	L	10-15	5-3
Willamette	L	7-9	5-4
at Oregon	L	1-5	5-5
Oregon	L	8-10	5-6
Idaho	L	4-8	5-7
Idaho	W	5-2	6-7
Washington St.	L	3-7	6-8
Washington St.	W	5-0	7-8
Washington	W	9-7	8-8
Washington	L	7-10	8-9
at Washington St.	L	1-2	8-10
at Washington St.	L	1-2	8-11
at Idaho	L	4-8	8-12
at Idaho	W	16-8	9-12
at Washington	L	3-5	9-13
at Washington	W	6-5	10-13
Oregon	L	4-6	10-14
at Oregon	L	10-11	10-15

1935

Head coach: Slats Gill
11-11, 8-8 North

North: 3rd			
Linfield	W	19-3	1-0
Linfield	W	14-9	2-0
Willamette	L	3-6	2-1
Western Oregon	W	9-7	3-1
Portland	L	4-7	3-2
Willamette	L	3-4	3-3
at Oregon	L	0-17	3-4
Oregon	W	12-7	4-4
Idaho	W	12-1	5-4
Idaho	W	9-4	6-4
Washington St.	L	8-9	6-5
Washington St.	W	10-9	7-5
Washington	W	21-4	8-5
Washington	W	12-11	9-5
at Washington St.	L	2-4	9-6
at Washington St.	L	5-8	9-7
at Idaho	W	5-4	10-7
at Idaho	L	1-12	10-8
Washington	W	13-2	11-8
Washington	L	0-8	11-9
Oregon	L	6-15	11-10
at Oregon	L	3-6	11-11



1943 Team

1936

Head coach: Slats Gill
8-16, 7-9 North

North: 4th			
Willamette	L	0-12	0-1
Willamette	L	0-7	0-2
Willamette	L	7-9	0-3
Linfield	L	5-12	0-4
Western Oregon	W	10-6	1-4
Portland	L	7-8	1-5
Portland	L	3-8	1-6
Western Oregon	L	8-13	1-7
Oregon	W	7-6	2-7
Washington St.	L	2-13	2-8
Washington St.	L	3-6	2-9
Idaho	W	4-2	3-9
Idaho	L	5-6	3-10
Washington	L	4-9	3-11
Washington	W	13-10	4-11
at Washington	W	7-6	5-11
at Washington	L	0-2	5-12
at Washington St.	L	7-17	5-13
at Washington St.	L	5-8	5-14
at Idaho	W	7-4	6-14
at Idaho	W	11-6	7-14
at Oregon	L	3-4	7-15
at Oregon	W	8-2	8-15
Oregon	L	5-10	8-16

1937

Head coach: Slats Gill
8-14, 4-12 North

North: 4th			
Willamette	L	0-5	0-1
Willamette	L	2-9	0-2
Willamette	W	5-4	1-2
Western Oregon	W	6-4	2-2
at Western Oregon	W	13-12	3-2
Oregon	L	1-7	3-3
at Oregon	L	0-14	3-4
Idaho	L	9-11	3-5
Idaho	W	6-3	4-5
Washington St.	L	6-16	4-6
Washington St.	L	0-13	4-7
Washington	L	2-11	4-8
Washington	W	17-7	5-8
at Portland	W	5-2	6-8
at Washington St.	L	2-5	6-9
at Washington St.	L	3-17	6-10
at Idaho	W	8-5	7-10
at Idaho	W	5-3	8-10
at Washington	L	3-4	8-11
at Washington	L	3-13	8-12
at Oregon	L	0-8	8-13
at Oregon	L	3-10	8-14

1938

Head coach: Ralph Coleman
18-7, 10-6 North

North: 1st			
at Western Oregon	W	4-1	1-0
Western Oregon	W	12-1	2-0
Pacific (Ore.)	W	5-0	3-0
Pacific (Ore.)	W	17-5	4-0
Pacific (Ore.)	W	16-4	5-0
Portland	W	5-3	6-0
Portland	W	5-2	7-0
at Oregon	L	1-4	7-1
Oregon	W	11-2	8-1
Linfield	W	10-7	9-1
at Linfield	L	4-6	9-2
Washington St.	W	7-1	10-2
Washington St.	W	10-2	11-2
Idaho	W	7-4	12-2
Idaho	W	11-9	13-2
Washington	W	6-3	14-2
Washington	W	5-3	15-2
at Idaho	W	12-3	16-2
at Idaho	L	2-5	16-3
at Washington St.	L	0-4	16-4
at Washington St.	L	0-4	16-5
at Washington	W	3-2	17-5
at Washington	W	4-2	18-5
Oregon	L	5-9	18-6
at Oregon	L	7-9	18-7

1939

Head coach: Ralph Coleman
15-9, 7-8 North

North: 3rd			
Willamette	W	5-0	1-0
Western Oregon	W	11-0	2-0
Western Oregon	W	16-3	3-0
at Willamette	W	2-0	4-0
Willamette	W	10-7	5-0
Linfield	W	7-3	6-0
Linfield	W	17-2	7-0
Portland	L	5-6	7-1
Portland	W	12-0	8-1
Oregon	W	22-11	9-1
at Oregon	L	1-5	9-2
Idaho	W	23-14	10-2
Idaho	W	7-3	11-2
Washington St.	W	9-5	12-2
Washington St.	L	11-13	12-3
Washington	W	10-3	13-3
Washington	L	3-7	13-4
at Idaho	W	3-2	14-4
at Washington St.	L	3-7	14-5
at Washington St.	W	6-3	15-5
at Washington	L	3-5	15-6
at Washington	L	0-6	15-7
at Oregon	L	3-7	15-8
Oregon	L	0-2	15-9

1940

Head coach: Ralph Coleman
19-5, 13-3 North

North: 1st			
Pacific (Ore.)	W	8-0	1-0
Willamette	L	1-10	1-1
at Willamette	W	11-6	2-1
Willamette	W	14-1	3-1
Salem Senators	W	4-2	4-1
Linfield	W	12-4	5-1
Salem Senators	L	5-15	5-2
at Oregon	W	10-3	6-2
Oregon	W	10-7	7-2
Washington St.	W	7-1	8-2
Washington St.	W	4-3	9-2
Idaho	W	9-4	10-2
Idaho	L	1-3	10-3
Washington	W	2-1	11-3
Washington	W	7-5	12-3
Portland	W	14-4	13-3

at Idaho	W	9-3	14-3
at Idaho	W	9-1	15-3
at Washington St.	L	0-8	15-4
at Washington St.	L	3-6	15-5
at Washington	W	2-1	16-5
at Washington	W	4-2	17-5
Oregon	W	5-0	18-5
at Oregon	W	4-1	19-5

1941

Head coach: Ralph Coleman
15-10, 8-8 North

North: 4th			
Linfield	W	8-2	1-0
Pacific (Ore.)	W	3-2	2-0
Pacific (Ore.)	W	6-3	3-0
Western Oregon	W	12-3	4-0
Willamette	W	4-0	5-0
Salem Senators	L	6-14	5-1
at Salem Senators	L	3-9	5-2
at Pacific (Ore.)	W	3-2	6-2
at Pacific (Ore.)	W	7-1	7-2
Oregon	L	6-8	7-3
at Oregon	W	4-3	8-3
Idaho	W	14-6	9-3
Idaho	W	5-4	10-3
Washington St.	W	5-2	11-3
Washington St.	L	2-9	11-4
Washington	W	6-0	12-4
Washington	W	5-4	13-4
at Washington St.	W	4-0	14-4
at Washington St.	L	2-7	14-5
at Idaho	W	7-3	15-5
at Idaho	L	1-2	15-6
at Washington	L	4-5	15-7
at Washington	L	7-8	15-8
at Oregon	L	1-2	15-9
Oregon	L	5-9	15-10

1942

Head coach: Ralph Coleman
14-8, 8-6 North

North: 3rd			
Linfield	W	6-0	1-0
Willamette	W	4-3	2-0
at Willamette	W	3-1	3-0
at Portland	L	6-8	3-1
Willamette	W	5-4	4-1
at Willamette	W	4-3	5-1
Pacific (Ore.)	W	14-0	6-1
Pacific (Ore.)	L	5-6	6-2
at Oregon	W	2-1	7-2
Washington St.	W	11-0	8-2
Washington St.	W	4-0	9-2
Idaho	W	16-3	10-2
Washington	W	7-3	11-2
Washington	W	9-6	12-2
Oregon	L	5-6	12-3
at Idaho	W	4-6	13-3
at Idaho	W	13-6	14-3
at Washington St.	L	5-6	14-4
at Washington St.	L	4-7	14-5
at Washington	L	2-10	14-6
at Washington	L	2-3	14-7
at Oregon	L	3-4	14-8

1943

Head coach: Ralph Coleman
14-6, 12-4 North

North: 2nd			
Camp Adair	W	3-1	1-0
Oregon	L	1-14	1-1
at Oregon	W	4-3	2-1
Idaho	W	8-7	3-1
Idaho	W	15-2	4-1
Washington St.	W	7-4	5-1
Washington St.	W	8-6	6-1
Washington	L	1-3	6-2
Washington	W	7-0	7-2
at Willamette	L	5-6	7-3

2017 OREGON STATE BASEBALL

YEAR-BY-YEAR

Twitter.com/BeaverBaseball
 Instagram.com/BeaverBaseball
 Facebook.com/OregonStateBaseball

at Washington St.	W	2-1	8-3
at Washington St.	W	6-2	9-3
at Idaho	W	9-0	10-3
at Idaho	W	5-4	11-3
at Washington	L	0-2	11-4
at Washington	W	6-3	12-4
Willamette	W	17-1	13-4
Camp Adair	L	4-8	13-5
Oregon	W	6-4	14-5
at Oregon	L	1-9	14-6

1944-1945

No varsity baseball - World War II

1946

Head coach: Ralph Coleman
16-10, 10-6 North

North: 2nd

			Rec.
Salem Senators	L	2-8	0-1
Salem Senators	L	2-14	0-2
Salem Senators	L	0-10	0-3
at Willamette	W	17-7	1-3
Willamette	W	15-8	2-3
Willamette	W	3-2	3-3
Pacific (Ore.)	W	9-5	4-3
Linfield	W	13-1	5-3
Washington St.	W	14-10	6-3
Washington St.	W	3-1	7-3
Idaho	L	12-14	7-4
Idaho	W	2-1	8-4
Washington	L	7-9	8-5
Washington	L	2-6	8-6
at Portland	L	3-7	8-7
at Portland	W	14-0	9-7
at Idaho	W	7-0	10-7
at Idaho	W	13-9	11-7
at Washington St.	W	10-6	12-7
at Washington St.	L	5-9	12-8
at Washington	W	5-0	13-8
at Washington	L	1-5	13-9
at Oregon	W	4-3	14-9
Oregon	W	10-6	15-9
at Oregon	L	3-5	15-10
Oregon	W	9-5	16-10

1947

Head coach: Ralph Coleman
14-11, 6-10 North

North: 4th

			Rec.
Lewis & Clark	W	7-2	1-0
Lewis & Clark	W	11-1	2-0
Linfield	W	5-0	3-0
Linfield	W	6-1	4-0
Montana	W	11-8	5-0
Montana	W	1-0	6-0
Willamette	W	5-4	7-0
Willamette	W	10-3	8-0
Salem Senators	L	4-7	8-1
Idaho	W	14-7	9-1
Idaho	W	12-4	10-1
Washington St.	L	3-8	10-2
Washington St.	L	10-11	10-3
Washington	W	10-8	11-3
Washington	L	5-7	11-4
at Washington St.	W	15-10	12-4
at Washington St.	L	1-6	12-5
at Idaho	L	4-6	12-6
at Idaho	L	1-4	12-7
at Washington	L	7-9	12-8
at Washington	W	10-9	13-8
Oregon	W	9-8	14-8
at Oregon	L	0-6	14-9
Oregon	L	7-9	14-10
at Oregon	L	6-8	14-11



The 1952 Team

1948

Head coach: Ralph Coleman
7-7, 4-7 North

North: 4th

			Rec.
Salem Senators	W	6-5	1-0
Salem Senators	W	12-6	2-0
at Portland	L	5-6	2-1
at Portland	W	4-2	3-1
Washington	W	5-2	4-1
Washington	L	1-4	4-2
at Idaho	L	5-6	4-3
at Idaho	W	8-3	5-3
at Washington St.	L	6-11	5-4
at Washington	W	5-1	6-4
at Washington	L	3-7	6-5
at Oregon	W	7-1	7-5
at Oregon	L	8-9	7-6
Oregon	L	10-13	7-7

1949

Head coach: Ralph Coleman
15-8, 8-7 North

North: 3rd

			Rec.
Portland	W	6-4	1-0
Linfield	W	12-5	2-0
Salem Senators	W	10-8	3-0
at Lewis & Clark	W	13-4	4-0
at Lewis & Clark	W	20-8	5-0
at Portland	W	19-14	6-0
at Portland	L	3-16	6-1
Lewis & Clark	W	11-2	7-1
Idaho	W	11-6	8-1
Idaho	W	13-6	9-1
Washington St.	L	1-11	9-2
Washington St.	L	2-4	9-3
Washington	W	17-7	10-3
Washington	W	18-8	11-3
at Washington St.	L	9-10	11-4
at Washington St.	L	3-4	11-5
at Idaho	W	5-2	12-5
at Idaho	W	10-4	13-5
at Washington	W	7-3	14-5
at Washington	L	5-6	14-6
at Oregon	L	6-7	14-7
Oregon	W	15-7	15-7
at Oregon	L	7-10	15-8

1950

Head coach: Ralph Coleman
7-12, 5-9 North

North: 4th

			Rec.
Portland State	W	7-4	1-0
Pacific (Ore.)	L	0-3	1-1
Willamette	L	5-6	1-2
Salem Senators	W	6-0	2-2
Salem Senators	L	0-4	2-3
Idaho	W	9-4	3-3
Idaho	W	14-5	4-3
Washington	W	14-4	5-3

Washington	L	5-11	5-4
at Idaho	L	3-5	5-5
at Idaho	L	4-5	5-6
at Washington St.	L	1-8	5-7
at Washington St.	L	1-4	5-8
at Washington	L	0-4	5-9
at Washington	L	0-1	5-10
Oregon	W	20-2	6-10
at Oregon	W	6-3	7-10
at Oregon	L	6-10	7-11
Oregon	L	4-7	7-12

1951

Head coach: Ralph Coleman
23-6, 10-4 North

North: 1st

			Rec.
Linfield	W	10-9	1-0
Linfield	W	4-3	2-0
Portland	W	7-5	3-0
at Oregon	W	10-4	4-0
Portland State	W	5-1	5-0
Lewis & Clark	W	2-0	6-0
Lewis & Clark	W	10-2	7-0
at Portland	W	16-2	8-0
Oregon	W	18-8	9-0
Willamette	W	12-4	10-0
Willamette	W	20-2	11-0
Linfield	W	15-7	12-0
Idaho	W	8-4	13-0
Idaho	W	3-2	14-0
Washington St.	W	7-4	15-0
Washington St.	W	11-10	16-0
Washington	W	12-3	17-0
Washington	W	5-2	18-0
at Washington St.	L	3-7	18-1
at Washington St.	L	5-6	18-2
at Washington	W	8-3	19-2
at Washington	L	1-11	19-3
at Oregon	L	2-10	19-4
Oregon	W	16-2	20-4
at Oregon	W	6-1	21-4
Oregon	W	5-1	22-4
at USC	L	4-6	22-5
at USC	W	12-1	23-5
at USC	L	7-10	23-6

1952

Head coach: Ralph Coleman
27-12, 10-6 North

North: 1st

			Rec.
Pacific (Ore.)	W	22-5	1-0
Linfield	W	5-0	2-0
Linfield	W	6-0	3-0
Portland State	W	16-3	4-0
Willamette	W	8-4	5-0
at Oregon	W	4-1	6-0
Lewis & Clark	W	4-2	7-0
Lewis & Clark	L	2-3	7-1

Portland	W	5-3	8-1
at Pacific (Ore.)	W	16-4	9-1
at Linfield	L	4-5	9-2
Oregon	L	5-12	9-3
at Lewis & Clark	W	10-4	10-3
Linfield	W	5-1	11-3
Linfield	W	22-5	12-3
Washington St.	W	9-2	13-3
Washington St.	L	3-9	13-4
at Portland	W	19-8	14-4
Idaho	L	15-16	14-5
Idaho	W	7-4	15-5
Washington	W	7-1	16-5
Washington	W	10-8	17-5
at Idaho	W	16-5	18-5
at Idaho	W	3-1	19-5
at Washington St.	L	3-5	19-6
at Washington St.	W	6-5	20-6
at Washington	W	6-2	21-6
at Washington	L	6-10	21-7
Seattle	L	6-8	21-8
Oregon	W	3-1	22-8
at Oregon	L	13-14	22-9
Oregon	W	7-6	23-9
at Oregon	L	5-18	23-10
USC	W	12-10	24-10
USC	W	5-4	25-10
Fresno State	W	2-1	26-10
Fresno State	W	8-4	27-10
vs. Duke	L	7-18	27-11
vs. Texas	L	1-10	27-12

1953

Head coach: Ralph Coleman
15-9, 8-3 North

North: 2nd

			Rec.
at Grant Tech	W	9-4	1-0
at California	L	3-4	1-1
at San Jose State	W	6-4	2-1
at Fresno State	L	3-5	2-2
at Fresno State	W	4-3	3-2
Willamette	L	6-7	3-3
at Oregon	W	8-2	4-3
Lewis & Clark	W	9-1	5-3
at Willamette	L	4-5	5-4
Oregon	L	6-8	5-5
Linfield	W	17-16	6-5
Portland	W	8-3	7-5
Idaho	W	4-1	8-5
Idaho	L	2-3	8-6
Washington St.	L	4-8	8-7
Washington St.	W	13-5	9-7
Seattle	L	6-8	9-8
at Washington St.	W	3-0	10-8
at Washington St.	W	8-3	11-8
at Idaho	W	13-9	12-8
at Idaho	W	3-2	13-8
at Washington	W	9-4	14-8
at Washington	W	9-1	15-8
at Oregon	L	1-2	15-9

1954

Head coach: Ralph Coleman			
12-8, 10-6 North			
North: 2nd		Rec.	
at Lewis & Clark	W	11-0	1-0
at Oregon	L	3-5	1-1
Willamette	L	3-4	1-2
Salem Senators	W	9-4	2-2
Washington St.	W	7-1	3-2
Washington St.	W	6-4	4-2
Idaho	W	11-3	5-2
Idaho	W	8-7	6-2
Washington	W	17-6	7-2
Washington	W	32-7	8-2
at Idaho	L	0-4	8-3
at Idaho	W	10-5	9-3
at Washington St.	W	8-4	10-3
at Washington St.	L	2-10	10-4
at Washington	L	3-5	10-5
at Washington	W	7-4	11-5
Oregon	L	7-9	11-6
at Oregon	W	7-3	12-6
Oregon	L	6-12	12-7
at Oregon	L	0-4	12-8

1955

Head coach: Ralph Coleman			
15-10, 8-4 North			
North: 2nd		Rec.	
at Cal-Davis	W	10-1	1-0
at California	L	2-7	1-1
at Stanford	L	9-15	1-2
at San Jose State	L	1-9	1-3
at Fresno State	L	1-8	1-4
at Fresno State	L	7-9	1-5
at Portland	W	12-1	2-5
Linfield	W	7-1	3-5
Willamette	W	3-2	4-5
at Lewis & Clark	W	5-2	5-5
Portland State	W	21-3	6-5
at Salem Senators	L	1-3	6-6
Idaho	W	16-3	7-6
Washington	W	9-0	8-6
Washington	W	9-5	9-6
McChord Air Force	W	8-2	10-6
at Washington St.	W	29-12	11-6
at Idaho	W	13-5	12-6
at Washington St.	W	9-1	13-6
at Washington	L	1-2	13-7
at Washington	L	5-6	13-8
Oregon	L	1-7	13-9
at Oregon	W	15-7	14-9
Oregon	W	6-4	15-9
at Oregon	L	4-10	15-10

1956

Head coach: Ralph Coleman			
17-13, 7-8 North			
North: 3rd		Rec.	
vs. Idaho	W	5-2	1-0
vs. Idaho	W	13-2	2-0
vs. Washington St.	W	4-3	3-0
vs. Washington St.	W	4-3	4-0
Western Oregon	W	5-4	5-0
Lewis & Clark	W	5-1	6-0
Linfield	L	4-5	6-1
at Lewis & Clark	W	6-1	7-1
at Willamette	L	4-6	7-2
at Portland	L	4-9	7-3
Portland	L	2-12	7-4
Portland State	W	3-1	8-4
Portland State	W	4-3	9-4
at Linfield	W	3-2	10-4
Willamette	W	10-8	11-4
at Oregon	L	2-11	11-5
Oregon	L	4-11	11-6
Idaho	W	3-2	12-6
Idaho	W	16-13	13-6
Washington St.	L	5-7	13-7

Washington St.	L	6-12	13-8
Washington	L	12-15	13-9
Washington	L	5-9	13-10
at Idaho	W	7-5	14-10
at Idaho	W	6-1	15-10
at Washington St.	L	0-4	15-11
at Washington St.	L	3-9	15-12
at Washington	W	5-0	16-12
at Washington	L	0-1	16-13
Oregon	W	11-10	17-13

1957

Head coach: Ralph Coleman			
18-13, 8-7 North			
North: 2nd		Rec.	
vs. Idaho	L	3-6	0-1
vs. Idaho	W	15-3	1-1
vs. Washington St.	L	10-11	1-2
vs. Washington St.	W	1-0	2-2
Western Oregon	W	3-1	3-2
Western Oregon	W	5-4	4-2
Willamette	W	15-4	5-2
Linfield	L	7-8	5-3
Linfield	W	4-3	6-3
at Portland	W	4-0	7-3
at Portland	W	10-3	8-3
at Linfield	L	6-9	8-4
at Willamette	W	13-10	9-4
Portland	W	6-5	10-4
Portland	L	2-6	10-5
Eugene Emeralds	L	6-7	10-6
Oregon	W	8-5	11-6
at Oregon	L	4-8	11-7
Washington St.	W	12-2	12-7
Washington St.	W	11-4	13-7
Idaho	L	4-6	13-8
Washington	W	7-6	14-8
Washington	W	4-3	15-8
at Washington St.	W	3-1	16-8
at Washington St.	L	2-3	16-9
at Idaho	W	7-4	17-9
at Idaho	L	0-1	17-10
at Washington	L	2-5	17-11
at Washington	L	7-9	17-12
at Oregon	W	8-0	18-12
Oregon	L	1-4	18-13

1958

Head coach: Ralph Coleman			
18-11, 10-4 North			
North: 1st		Rec.	
vs. Washington St.	W	3-1	1-0
vs. Idaho	L	2-3	1-1
vs. Montana	W	16-5	2-1
at Western Oregon	W	7-1	3-1
at Linfield	L	0-4	3-2
at Linfield	W	23-3	4-2
at Lewis & Clark	W	13-7	5-2
Willamette	L	1-2	5-3
Linfield	W	5-0	6-3
Western Oregon	W	10-1	7-3
Portland	L	5-10	7-4
Portland	L	1-5	7-5
Portland State	W	12-0	8-5
Idaho	W	3-1	9-5
Idaho	W	4-2	10-5
Washington St.	L	5-20	10-6
Washington St.	W	3-2	11-6
Washington	W	14-0	12-6
Washington	W	15-7	13-6
at Idaho	L	2-4	13-7
at Idaho	W	13-1	14-7
at Washington St.	L	5-14	14-8
at Washington St.	L	2-3	14-9
at Washington	W	10-4	15-9
at Washington	W	8-7	16-9
Oregon	W	4-3	17-9
at Oregon	W	5-3	18-9
USC	L	0-7	18-10
USC	L	0-15	18-11

1959

Head coach: Ralph Coleman			
21-7, 7-5 North			
North: 4th		Rec.	
vs. Washington St.	W	5-4	1-0
vs. Montana	W	10-2	2-0
vs. Idaho	W	10-2	3-0
at Lewis & Clark	W	6-4	4-0
at Portland	W	13-4	5-0
Lewis & Clark	W	10-0	6-0
Lewis & Clark	W	12-4	7-0
at Linfield	W	9-2	8-0
at Willamette	W	10-2	9-0
Western Oregon	W	14-1	10-0
Portland State	W	9-6	11-0
Portland	W	3-2	12-0
Portland	W	4-2	13-0
Linfield	W	15-5	14-0
Oregon	W	5-2	15-0
at Oregon	L	4-8	15-1
Eugene Emeralds	L	9-10	15-2
Washington St.	L	1-6	15-3
Washington St.	W	6-5	16-3
Idaho	W	11-0	17-3
Idaho	W	14-6	18-3
Washington	W	13-4	19-3
at Washington St.	L	5-10	19-4
at Washington St.	L	3-4	19-5
at Washington	L	2-4	19-6
at Washington	L	4-5	19-7
at Oregon	W	11-0	20-7
Oregon	W	7-4	21-7

1960

Head coach: Ralph Coleman			
18-5, 7-5 North			
North: 2nd		Rec.	
at Whitman	W	23-1	1-0
at Whitman	W	10-1	2-0
vs. Washington St.	W	4-3	3-0
vs. Idaho	W	4-3	4-0
vs. Montana	W	6-5	5-0
Lewis & Clark	W	6-5	6-0
Lewis & Clark	W	3-0	7-0
at Portland	W	9-4	8-0
Linfield	W	6-4	9-0
Portland	W	8-7	10-0
at Oregon	L	0-5	10-1
Oregon	W	4-0	11-1
Idaho	W	5-0	12-1
Idaho	W	7-2	13-1
Washington	W	9-6	14-1
Washington	W	11-6	15-1
at Washington St.	L	0-3	15-2
at Washington St.	L	2-11	15-3
at Idaho	L	9-13	15-4
at Idaho	W	9-4	16-4
at Washington	L	3-5	16-5
at Washington	W	9-0	17-5
Oregon	W	11-8	18-5

1961

Head coach: Ralph Coleman			
27-14, 8-6 North			
North: 2nd		Rec.	
at Fresno State	L	4-1	0-1
at Fresno State	L	0-16	0-2
at California	L	5-6	0-3
at CSU-Sacramento	L	7-8	0-4
at UC-Davis	L	16-17	0-5
Pacific (Ore.)	W	21-2	1-5
Lewis & Clark	W	17-0	2-5
Lewis & Clark	W	21-2	3-5
at Portland	W	8-6	4-5
Portland State	W	7-0	5-5
Linfield	W	14-3	6-5
Linfield	W	7-4	7-5
at Lewis & Clark	W	8-1	8-5
at Lewis & Clark	W	25-2	9-5

Willamette	L	0-3	9-6
Willamette	W	8-4	10-6
Portland	W	12-2	11-6
at Linfield	W	3-1	12-6
at Linfield	W	6-5	13-6
at Willamette	W	17-0	14-6
Idaho	W	6-2	15-6
Washington St.	W	10-3	16-6
Washington St.	W	5-3	17-6
Washington	W	3-1	18-6
at Idaho	L	9-10	18-7
at Idaho	L	7-8	18-8
at Washington St.	L	8-9	18-9
at Washington St.	L	2-3	18-10
at Washington	W	5-3	19-10
at Washington	L	1-2	19-11
at Oregon	W	4-1	20-11
at Oregon	W	7-6	21-11
Oregon	L	3-8	21-12
Oregon	W	7-6	22-12
vs. Hawaii Marines	W	5-3	23-12
vs. Hickam Field AFB	W	4-1	24-12
vs. Pearl Harbor	W	6-2	25-12
vs. SUBPAC	W	4-3	26-12
vs. Hawaii	W	3-0	27-12
vs. Naval Air	L	1-3	27-13
vs. Keio, Japan	L	2-3	27-14

1962

Head coach: Ralph Coleman			
26-6, 11-4 North			
North: 1st		Rec.	
at Nevada	W	9-1	1-0
at Nevada	W	15-3	2-0
at Nevada	W	5-3	3-0
at Portland State	W	13-2	4-0
Portland	W	13-1	5-0
Willamette	W	8-0	6-0
Linfield	W	7-2	7-0
Linfield	W	5-4	8-0
at Linfield	W	9-7	9-0
Portland State	W	7-1	10-0
at Portland	W	16-0	11-0
Seattle	W	10-0	12-0
Seattle	W	14-6	13-0
Pacific (Ore.)	W	12-0	14-0
at Willamette	W	11-3	15-0
at Oregon	W	8-6	16-0
Oregon	W	8-6	17-0
Idaho	W	7-5	18-0
Idaho	L	4-8	18-1
Washington St.	W	6-1	19-1
Washington	W	10-0	20-1
Washington	W	13-3	21-1
at Idaho	W	5-0	22-1
at Idaho	W	16-12	23-1
at Washington St.	L	9-10	23-2
at Washington St.	W	7-5	24-2
at Washington	W	4-0	25-2
at Washington	W	15-2	26-2
Oregon	L	0-1	26-3
at Oregon	L	2-3	26-4
at Santa Clara	L	1-8	26-5
at Santa Clara	L	5-7	26-6


1963

Head coach: Ralph Coleman			
23-12, 11-4 North			
North: 1st		Rec.	
at Arizona	W	7-4	1-0
at Arizona	W	4-3	2-0
at Arizona	L	2-3	2-1
at Arizona State	L	4-5	2-2
at Arizona State	W	8-6	3-2
at Arizona State	W	8-5	4-2
at Arizona State	L	2-7	4-3
at Linfield	L	0-1	4-4
at Linfield	L	3-4	4-5

2017 OREGON STATE BASEBALL

YEAR-BY-YEAR

Twitter.com/BeaverBaseball
Instagram.com/BeaverBaseball
Facebook.com/OregonStateBaseball



A view of what is now Goss Stadium in 1967

Portland	W	8-3	5-5
Linfield	W	4-3	6-5
Linfield	W	5-3	7-5
at Portland	W	12-0	8-5
vs. Lewis & Clark	W	6-2	9-5
Seattle	W	7-2	10-5
Seattle	W	5-3	11-5
Portland State	L	2-6	11-6
Washington St.	W	9-3	12-6
Washington St.	W	7-5	13-6
Idaho	W	9-0	14-6
Washington	W	8-0	15-6
Washington	W	9-1	16-6
at Washington St.	L	4-7	16-7
at Washington St.	W	8-5	17-7
at Idaho	L	6-9	17-8
at Idaho	W	22-6	18-8
at Washington	W	2-1	19-8
at Washington	W	5-4	20-8
at Oregon	W	3-0	21-8
at Oregon	L	1-2	21-9
Oregon	W	5-0	22-9
Oregon	L	3-4	22-10
USC	L	5-6	22-11
USC	W	8-6	23-11
USC	L	5-7	23-12

1964

Head coach: Ralph Coleman
25-11, 8-8 North

North: 3rd			Rec.
at Southern Oregon	W	9-0	1-0
at Southern Oregon	W	4-0	2-0
at California	L	0-3	2-1
at Stanford	W	6-0	3-1
at Stanford	W	9-7	4-1
at Santa Clara	L	0-4	4-2
at Chico State	W	4-3	5-2
at Chico State	W	19-1	6-2
at Chico State	W	6-5	7-2
at Linfield	W	6-2	8-2
at Linfield	W	3-1	9-2
at Portland State	W	10-2	10-2
Linfield	L	5-6	10-3
Pacific (Ore.)	W	7-2	11-3
Portland	W	10-0	12-3
Portland State	W	20-1	13-3
at Portland	W	19-6	14-3
Willamette	W	8-1	15-3
Lewis & Clark	W	9-0	16-3
at Oregon	W	3-1	17-3
Oregon	L	2-5	17-4
Washington St.	W	3-0	18-4
Washington St.	W	2-1	19-4
Idaho	L	1-2	19-5
Idaho	W	10-4	20-5
Washington	W	12-5	21-5
Washington	W	15-2	22-5

1965

Head coach: Ralph Coleman
15-19, 7-11 North

North: 3rd			Rec.
at Arizona	W	8-6	1-0
at Arizona	L	1-9	1-1
at Arizona	L	6-7	1-2
at Arizona State	L	3-10	1-3
at Arizona State	L	3-9	1-4
at Arizona State	L	4-9	1-5
at Arizona State	L	0-2	1-6
at Linfield	W	9-1	2-6
Linfield	W	5-2	3-6
Linfield	W	4-3	4-6
Willamette	W	8-1	5-6
at Lewis & Clark	L	2-3	5-7
at Portland	W	9-4	6-7
Pacific (Ore.)	L	4-14	6-8
at Portland State	W	3-2	7-8
Portland	W	7-3	8-8
Oregon	W	8-7	9-8
at Oregon	W	4-3	10-8
at Oregon	L	0-1	10-9
at Washington St.	W	5-4	11-9
at Washington St.	L	0-3	11-10
at Washington St.	L	2-3	11-11
Washington	L	1-6	11-12
Washington	L	2-6	11-13
Washington	W	5-4	12-13
Washington St.	L	6-8	12-14
Washington St.	L	2-9	12-15
Washington St.	L	1-9	12-16
at Washington	W	8-3	13-16
at Washington	W	7-4	14-16
at Washington	W	4-3	15-16
at Oregon	L	1-3	15-17
Oregon	L	7-8	15-18
Oregon	L	10-13	15-19

1966

Head coach: Ralph Coleman
18-17, 4-13 North

North: 4th			Rec.
at Arizona	L	3-12	0-1
at Arizona	L	3-9	0-2
at Arizona	L	2-3	0-3
at Northern Arizona	W	6-2	1-3

at Northern Arizona	W	13-11	2-3
at Grand Canyon	W	6-3	3-3
at Northern Arizona	W	8-3	4-3
Western Oregon	W	9-5	4-4
Portland State	W	7-2	5-4
at Portland State	W	4-0	6-4
at Portland State	W	3-0	7-4
Portland	W	5-4	8-4
at Linfield	W	6-1	9-4
at Linfield	W	6-5	10-4
Pacific (Ore.)	W	3-2	11-4
Portland State	W	2-1	12-4
at Oregon	W	3-2	13-4
Oregon	L	2-5	13-5
Oregon	W	4-3	14-5
at Portland	W	7-1	15-5
Washington St.	L	2-3	15-6
Washington St.	L	1-4	15-7
Washington St.	L	2-15	15-8
at Washington	L	3-4	15-9
at Washington	L	1-2	15-10
at Washington	L	6-12	15-11
at Washington St.	L	0-1	15-12
at Washington St.	L	4-5	15-13
Willamette	L	8-11	15-14
Washington	W	5-4	16-14
Washington	W	5-4	17-14
Washington	L	1-12	17-15
Oregon	L	8-9	17-16
at Oregon	L	0-4	17-17
at Oregon	L	1-2	17-18

1967

Head coach: Gene Tanselli
24-13, 9-6 Pacific-8

Pac-8: 4th			Rec.
at Arizona State	W	5-1	1-0
at Arizona State	W	7-5	2-0
at Arizona State	L	3-7	2-1
vs. Albuquerque	L	0-5	2-2
vs. Grand Canyon	W	12-2	3-2
vs. Northern Arizona	L	5-11	3-3
vs. Albuquerque	L	0-5	3-4
vs. Northern Arizona	L	5-6	3-5
Portland State	W	6-3	4-5
Portland State	L	0-5	4-6
at Pacific (Ore.)	W	5-1	5-6
at Linfield	L	0-1	5-7
at Portland State	W	8-2	6-7
Oregon St. Alum (ex.)	W	7-3	7-7
Pacific (Ore.)	W	7-1	8-7
Portland	W	11-0	9-7
at Stanford	L	1-4	9-8
at Stanford	L	1-2	9-9
at California	L	3-6	9-10
at California	W	5-2	10-10
Washington	W	8-5	11-10
Washington St.	W	3-1	12-10
Washington St.	W	1-0	13-10
Western Oregon	W	6-0	14-10
vs. Washington St.	L	0-13	14-11
at Portland	W	7-3	15-11
Linfield	W	3-1	16-11
at Portland State	W	6-2	17-11
Oregon	L	1-6	17-12
Willamette	W	14-5	18-12
Portland State	W	10-0	19-12
UCLA	W	4-1	20-12
UCLA	W	5-4	21-12
USC	W	5-0	22-12
USC	L	1-5	22-13
Oregon	W	4-2	23-13
at Oregon	W	8-5	24-13

1968

Head coach: Gene Tanselli
23-13-1, 6-12 Pacific-8

Pac-8: 7th			Rec.
at CSU-Sacramento	W	5-3	1-0
at Cal Poly-SLO	W	2-1	2-0
vs. UC-Santa Barbara	L	1-6	2-1
vs. Washington	W	6-2	3-1
vs. Westmont	W	7-3	4-1
vs. Chapman	W	6-5	5-1
vs. Grambling	W	10-5	6-1
Linfield	W	4-0	7-1
OSU Alumni (ex.)	W	7-3	8-1
Willamette	W	6-1	9-1
at Western Oregon	W	7-0	10-1
Pacific (Ore.)	W	10-2	11-1
at Linfield	W	10-1	12-1
at Pacific (Ore.)	T	4-4	12-1
Willamette	W	9-8	13-1
Portland State	W	6-2	14-1
Western Oregon	W	8-2	15-1
at Washington	W	2-0	16-1
at Washington St.	L	1-3	16-2
at Washington St.	W	5-2	17-2
Portland	W	7-6	18-2
at USC	L	3-7	18-3
at UCLA	L	8-11	18-4
at UCLA	L	1-2	18-5
at Stanford	L	0-2	18-6
at Stanford	L	2-11	18-7
at California	L	1-13	18-8
Eastern Oregon	W	12-11	19-8
at Oregon	L	4-5	19-9
Portland State	W	6-5	20-9
Washington St.	W	4-2	21-9
Washington	W	7-6	22-9
Washington	W	15-3	23-9
Stanford	W	4-1	24-9
California	L	1-4	24-10
California	L	1-3	24-11
UCLA	L	5-8	24-12
at Oregon	L	3-8	24-13

1969

Head coach: Gene Tanselli
17-20-1, 9-12 Pacific-8

Pac-8: 5th			Rec.
Western Oregon	W	5-0	1-0
at Santa Clara	L	3-4	1-1
at Santa Clara	L	0-6	1-2
at Fresno State	L	2-8	1-3
vs. Chapman	L	3-8	1-4
vs. California	W	6-4	2-4
at UC-Santa Barbara	L	3-4	2-5
vs. Westmont	W	10-7	3-5
at Cal Poly-SLO	T	1-1	3-5
Pacific (Ore.)	W	12-2	4-5
at Portland State	W	4-0	5-5
Portland State	L	2-3	5-6
at Portland	W	21-4	6-6
Washington	W	6-5	7-6
Washington St.	W	7-6	8-6
Washington St.	W	5-4	9-6
Portland	L	2-3	9-7
at Stanford	L	0-4	9-8
at California	L	1-6	9-9
at California	L	2-9	9-10
at USC	L	1-3	9-11
at USC	L	4-8	9-12
at UCLA	L	1-2	9-13
at Washington St.	W	12-5	10-13
at Washington	W	2-1	11-13
at Washington	W	6-5	12-13
Portland State	L	1-2	12-14
Oregon	W	5-3	13-14
at Portland State	W	4-3	14-14
at Western Oregon	W	7-5	15-14
USC	L	6-8	15-15
UCLA	L	2-12	15-16
UCLA	L	1-3	15-17



1975 Oregon State Baseball Team

Stanford	L	3-4	15-18
Stanford	L	2-12	15-19
California	L	1-7	15-20
Oregon	W	9-4	16-20
at Oregon	W	3-1	17-20

1970

Head coach: Gene Tanselli
19-15, 6-12 North
North: 2nd
 at Fresno State L 2-3 0-1
 vs. Arizona State L 3-10 0-2
 vs. Stanford L 13-3 0-3
 vs. Air Force W 10-0 1-3
 vs. Tulsa W 7-3 2-3
 vs. USC L 0-4 2-4
 vs. St John's W 8-1 3-4
 vs. Cal-Riverside W 2-1 4-4
 Western Oregon L 7-14 4-5
 at Pacific (Ore.) W 2-1 5-5
 Portland L 3-7 5-6
 at Portland State L 1-2 5-7
 at Portland State W 9-0 6-7
 at Linfield W 7-5 7-7
 at Oregon L 5-13 7-8
 at Portland W 3-0 8-8
 Portland State W 1-0 9-8
 at Washington St. L 1-11 9-9
 Portland State W 15-0 10-9
 Washington W 4-2 11-9
 at California W 7-3 12-9
 at California L 3-10 12-10
 at Stanford W 5-1 13-10
 at Stanford W 3-1 14-10
 Lewis & Clark W 9-2 15-10
 at Western Oregon W 5-0 16-10
 UCLA L 2-7 16-11
 UCLA L 3-4 16-12
 Puget Sound W 2-1 17-12
 Oregon L 3-5 17-13
 at Oregon W 4-2 18-13
 vs. USC L 3-11 18-14
 vs. Washington St. W 10-4 19-14
 vs. UCLA L 2-13 19-15

1971

Head coach: Gene Tanselli
18-17, 6-10 North
North: 3rd
 at UC-Riverside L 6-7 0-1
 vs. Kansas State L 9-10 0-2
 vs. Air Force W 2-0 1-2
 vs. Brigham Young W 5-2 2-2
 vs. Arizona State L 4-5 2-3
 vs. Stanford L 5-10 2-4
 vs. Oklahoma L 4-6 2-5
 vs. Puget Sound L 5-9 2-6
 vs. St Mary's (Calif.) W 6-1 3-6
 vs. Seattle W 4-3 4-6
 Puget Sound W 14-6 5-6
 Oregon W 4-2 6-6
 at Pacific (Ore.) W 8-0 7-6
 Linfield W 12-6 8-6
 Washington W 4-3 9-6

Washington	W	5-4	10-6
Portland	L	0-3	10-7
at Washington	W	4-1	11-7
at Washington St.	L	0-1	11-8
at Washington St.	L	7-8	11-9
at Portland	W	8-4	12-9
Portland State	W	10-5	13-9
at UCLA	L	3-4	13-10
at UCLA	L	1-5	13-11
at USC	L	4-10	13-12
at USC	L	6-9	13-13
at Portland State	W	10-6	14-13
Lewis & Clark	W	7-6	15-13
Stanford	W	4-3	16-13
Stanford	L	7-16	16-14
California	L	1-2	16-15
California	L	5-12	16-16
Portland State	W	10-5	17-16
at Oregon	W	10-6	18-16
Oregon	L	3-4	18-17

1972

Head coach: Gene Tanselli
13-24, 2-15 North
North: 4th
 vs. Loyola (Calif.) W 10-6 1-0
 vs. Cal-Irvine L 2-7 1-1
 vs. Chapman W 4-3 2-1
 vs. Brigham Young W 5-2 3-1
 vs. Cal State-Fullerton L 5-6 3-2
 vs. Colorado W 6-3 4-2
 vs. Cal State-Fullerton L 4-13 4-3
 Willamette W 6-2 5-3
 vs. Seattle L 6-8 5-4
 at Portland State L 0-1 5-5
 Western Oregon L 5-6 5-6
 Portland W 2-1 6-6
 at Oregon L 6-7 6-7
 Oregon L 1-7 6-8
 Oregon L 0-14 6-9
 at Portland State L 2-3 6-10
 at Pacific (Ore.) W 10-0 7-10
 Washington St. L 0-7 7-11
 Washington St. L 1-7 7-12
 Washington St. L 2-11 7-13
 Portland State W 4-3 8-13
 Linfield W 11-3 9-13
 at Washington St. L 5-6 9-14
 at Washington St. L 3-4 9-15
 at Washington St. L 3-9 9-16
 at Portland L 3-4 9-17
 at Southern Oregon W 8-5 10-17
 Washington L 7-9 10-18
 Washington L 1-2 10-19
 Washington W 7-1 11-19
 Washington L 3-7 11-20
 Washington W 9-2 12-20
 at Western Oregon W 5-4 13-20
 at Portland State L 1-8 13-21
 Oregon L 1-10 13-22
 at Oregon L 3-10 13-23
 at Oregon L 2-3 13-24

1973

Head coach: Jack Riley
15-20-1, 5-13 North
North: 4th
 vs. Utah W 8-2 1-0
 at San Diego State L 4-5 1-1
 vs. Utah W 8-4 2-1
 at San Diego State L 6-11 2-2
 at San Diego L 1-4 2-3
 Western Oregon W 12-3 3-3
 vs. Seattle T 2-2 3-3
 at Portland State W 12-4 4-3
 at Portland State L 0-1 4-4
 Portland W 11-4 5-4
 Washington W 11-7 6-4
 Washington W 11-1 7-4
 Washington W 9-1 8-4
 Southern Oregon L 3-4 8-5
 Willamette W 6-0 9-5
 Oregon W 9-8 10-5
 at Oregon L 4-7 10-6
 at Oregon L 6-9 10-7
 at Washington St. L 4-9 10-8
 at Washington St. L 3-6 10-9
 at Washington St. L 6-7 10-10
 Portland State W 5-4 11-10
 at Lewis & Clark L 2-6 11-11
 Washington St. L 6-26 11-12
 Washington St. L 2-5 11-13
 Washington St. L 1-4 11-14
 at Portland L 4-7 11-15
 Lewis & Clark W 2-1 12-15
 at Washington L 2-3 12-16
 at Washington L 1-2 12-17
 at Washington W 3-1 13-17
 Portland State W 9-2 14-17
 at Western Oregon W 2-1 15-17
 at Oregon L 0-10 15-18
 Oregon L 1-2 15-19
 Oregon L 5-7 15-20

1974

Head coach: Jack Riley
16-23, 6-12 North
North: 3rd
 at Chico State L 4-5 0-1
 at Chico State L 5-8 0-2
 at Santa Clara L 4-7 0-3
 at Cal State-Hayward L 3-4 0-4
 at San Francisco W 6-0 1-4
 at San Jose State L 7-11 1-5
 at CSU-Hayward W 14-3 2-5
 at San Jose State L 7-9 2-6
 at CSU-Sacramento W 9-5 3-6
 at Humboldt State L 7-12 3-7
 Portland State W 4-2 4-7
 vs. Puget Sound L 0-1 4-8
 vs. Washington L 3-4 4-9
 at Portland State L 3-12 4-10
 Washington St. L 6-7 4-11
 Washington St. L 1-3 4-12
 Washington St. L 1-15 4-13
 Portland W 3-2 5-13
 Southern Oregon W 11-2 6-13
 at Washington W 3-1 7-13
 at Washington L 1-2 7-14
 at Washington L 4-5 7-15
 at Portland State L 1-5 7-16
 at Oregon L 2-12 7-17
 Oregon W 3-2 8-17
 Oregon L 2-7 8-18
 at Portland W 6-3 9-18
 Western Oregon W 5-3 10-18
 Washington W 7-1 11-18
 Washington W 11-1 12-18
 Washington W 8-7 13-18
 at Portland State W 8-1 14-18
 at Washington St. L 6-7 14-19
 at Washington St. L 2-3 14-20

at Washington St.	L	2-3	14-21
Oregon Tech	W	15-5	15-21
Oregon	W	7-6	16-21
at Oregon	L	9-10	16-22
at Oregon	L	5-6	16-23

1975

Head coach: Jack Riley
28-10-1, 13-5 North
North: 2nd
 vs. Puget Sound W 13-3 1-0
 vs. Washington St. L 2-5 1-1
 vs. Gonzaga W 5-2 2-1
 vs. Boise State W 10-3 3-1
 vs. West. Washington W 7-0 4-1
 vs. Lewis-Clark State W 8-3 5-1
 at Santa Clara T 2-2 5-1
 at San Jose State L 4-5 5-2
 at CSU-Stanislaus W 8-7 6-2
 vs. California W 6-3 7-2
 vs. UNLV L 3-4 7-3
 vs. Air Force W 7-2 8-3
 vs. Laverne W 4-3 9-3
 Pacific (Ore.) W 8-7 10-3
 at Washington St. L 0-7 10-4
 at Washington St. W 11-3 11-4
 at Washington St. W 10-7 12-4
 Western Oregon W 8-7 13-4
 Washington W 14-2 14-4
 Washington W 10-9 15-4
 Washington W 22-9 16-4
 at Portland State W 9-5 17-4
 Puget Sound L 2-3 17-5
 Oregon W 3-0 18-5
 at Oregon L 6-8 18-6
 at Oregon W 7-4 19-6
 at Washington W 10-5 20-6
 at Washington W 6-2 21-6
 at Washington W 9-0 22-6
 at Pacific (Ore.) W 7-2 23-6
 Western Oregon W 9-7 24-6
 at Washington St. L 8-11 24-7
 at Washington St. L 3-7 24-8
 at Washington St. W 6-7 25-8
 at Portland W 5-4 26-8
 at Oregon L 1-7 26-9
 Oregon W 6-5 27-9
 Oregon W 11-7 28-9
 at Washington St. L 4-6 28-10

1976

Head coach: Jack Riley
31-15, 12-6 North
North: 2nd
 Pacific (Ore.) W 7-1 1-0
 Pacific (Ore.) W 3-0 2-0
 at Chico State W 7-2 3-0
 vs. Delaware W 2-1 4-0
 vs. Eastern Michigan L 1-5 4-1
 vs. Arizona State L 9-11 4-2
 vs. Stanford L 6-8 4-3
 at UC-Riverside W 3-2 5-3
 vs. Tulsa W 1-0 6-3
 vs. Brigham Young W 5-0 7-3
 at CSU-Los Angeles L 0-3 7-4
 at USC L 5-6 7-5
 at CSU-Los Angeles L 5-13 7-6
 vs. Grand Canyon L 1-5 7-7
 vs. UNLV L 5-7 7-8
 vs. Brigham Young W 13-7 8-8
 vs. Arizona State L 8-9 8-9
 vs. Washington St. W 11-2 9-9
 Portland W 15-2 10-9
 at Pacific (Ore.) W 10-0 11-9
 Portland State W 6-1 12-9
 Western Oregon W 14-6 13-9
 at Washington L 2-3 13-10
 at Washington W 9-1 14-10
 Western Oregon W 8-2 15-10

Washington St.	W	4-0	16-10
Washington St.	W	2-1	17-10
Washington St.	L	2-12	17-11
at Portland	W	4-3	18-11
Linfield	W	11-2	19-11
at Oregon	W	9-5	20-11
Oregon	W	8-0	21-11
Oregon	W	3-1	22-11
Western Oregon	W	9-1	23-11
Puget Sound	W	3-0	24-11
at Washington St.	L	0-1	24-12
at Washington St.	L	3-13	24-13
at Washington St.	L	2-3	24-14
at Portland State	W	7-1	25-14
Washington	W	8-3	26-14
Washington	W	8-3	27-14
Washington	W	7-6	28-14
Washington	W	12-3	29-14
Oregon	W	10-0	30-14
Oregon	L	2-3	30-15
at Oregon	W	4-3	31-15

1977

Head coach: Jack Riley
31-17, 12-6 North
North: 2nd

			Rec.
Pacific (Ore.)	W	6-0	1-0
Pacific (Ore.)	W	4-1	2-0
at Chico State	W	4-1	3-0
at Chico State	W	5-3	4-0
vs. Cal Poly	W	12-9	5-0
at USC	L	3-4	5-1
at Cal State Fullerton	L	1-6	5-2
vs. Pepperdine	L	12-14	5-3
vs. Northern Arizona	L	6-13	5-4
vs. Grand Canyon	W	7-1	6-4
at Arizona State	L	6-11	6-5
vs. Arizona	L	3-7	6-6
at Cal Poly	L	5-7	6-7
at San Jose State	W	3-1	7-7
at Santa Clara	W	1-0	8-7
vs. San Francisco	W	17-2	9-7
vs. Pacific (Calif.)	L	4-5	9-8
vs. Arizona	L	3-11	9-9
vs. Stanford	L	0-9	9-10
vs. San Diego State	W	7-5	10-10
Western Oregon	W	15-1	11-10
Washington	W	8-1	12-10
Washington	W	4-3	13-10
Washington	W	11-3	14-10
at Linfield	W	7-3	15-10
Western Oregon	W	4-0	16-10
at Washington St.	L	2-4	16-11
at Washington St.	W	7-5	17-11
at Washington St.	L	0-9	17-12
Willamette	W	12-5	18-12
at Pacific (Ore.)	W	13-1	19-12
Oregon	W	4-2	20-12
at Oregon	W	6-2	21-12
at Oregon	W	10-5	22-12
Portland	W	10-3	23-12
at Willamette	W	11-5	24-12
Washington St.	L	4-11	24-13
Washington St.	W	4-3	25-13
Washington St.	L	2-5	25-14
at Washington	W	5-2	26-14
at Washington	L	1-9	26-15
at Washington	W	6-1	27-15
at Western Oregon	W	7-0	28-15
Puget Sound	W	5-2	29-15
at Oregon	W	11-4	30-15
Oregon	L	1-7	30-16
Oregon	W	18-3	31-16
at Portland State	L	4-5	31-17

1978

Head coach: Jack Riley
22-22-2, 6-9 North
Pac-10 North: 3rd

			Rec.
Pacific (Ore.)	W	6-1	1-0
Pacific (Ore.)	W	4-2	2-0
at Chico State	W	11-0	3-0
at Chico State	L	1-5	3-1
at CSU-Sacramento	W	19-0	4-1
at CSU-Hayward	W	1-0	5-1
at CSU-Hayward	W	2-1	6-1
at St Mary's (Calif.)	T	4-4	6-1
vs. Portland State	L	1-10	6-2
vs. CSU-Los Angeles	W	6-5	7-2
vs. CSU-Los Angeles	L	0-1	7-3
at Fresno State	L	6-11	7-4
vs. Portland State	L	2-6	7-5
at Fresno State	L	1-11	7-6
vs. California	L	5-11	7-7
vs. Maine	W	6-0	8-7
vs. Stanford	L	7-11	8-8
vs. Oral Roberts	L	1-5	8-9
vs. Cal-Riverside	W	4-2	9-9
vs. Washington St.	W	2-0	10-9
vs. Valdosta State	W	4-2	11-9
Portland	W	3-2	12-9
Southern Oregon	W	13-3	13-9
Washington St.	L	8-11	13-10
Washington St.	W	2-1	14-10
Washington St.	L	2-4	14-11
Portland State	W	23-3	15-11
at Western Oregon	L	1-5	15-12
at Puget Sound	W	25-3	16-12
at Washington	T	0-0	16-12
at Washington	W	4-3	17-12
Linfield	L	6-7	17-13
Oregon	W	5-2	18-13
Oregon	L	4-5	18-14
at Oregon	W	6-4	19-14
at Linfield	L	3-9	19-15
Washington	L	6-9	19-16
Washington	L	6-12	19-17
Washington	W	5-4	20-17
Washington	L	5-6	20-18
Western Oregon	W	9-0	21-18
at Portland	L	5-10	21-19
at Washington St.	W	5-2	22-19
at Washington St.	L	2-3	22-20
at Washington St.	L	4-5	22-21
at Oregon	L	10-12	22-22

1979

Head coach: Jack Riley
21-25, 4-11 North
Pac-10 North: 3rd

			Rec.
at Hawaii	L	1-2	0-1
at Hawaii	L	2-4	0-2
at Hawaii	L	13-14	0-3
at Hawaii	L	3-4	0-4
at Hawaii	L	2-5	0-5
at Hawaii	L	2-6	0-6
Pacific (Ore.)	W	4-2	1-6
Pacific (Ore.)	W	4-0	2-6
at Oregon Tech	W	19-1	3-6
at Oregon Tech	W	18-0	4-6
at Pacific (Calif.)	L	1-9	4-7
at San Jose State	W	7-2	5-7
at CSU-Stanislaus	L	4-11	5-8
at Fresno State	L	2-6	5-9
vs. Pepperdine	L	1-2	5-10
vs. Washington St.	L	3-4	5-11
vs. Wyoming	W	11-8	6-11
vs. UNLV	L	5-6	6-12
vs. Pepperdine	L	4-7	6-13
at Fresno State	L	1-9	6-14
at CSU-Sacramento	W	9-2	7-14
Portland State	W	1-0	8-14
Oregon Tech	W	5-1	9-14
Lewis & Clark	W	7-2	10-14
Willamette	W	3-2	11-14

at Washington St.	L	2-3	11-15
at Washington St.	L	1-8	11-16
at Washington St.	L	5-8	11-17
Washington	L	6-7	11-18
Washington	L	0-2	11-19
Washington	L	1-7	11-20
Oregon	W	1-0	12-20
at Oregon	W	7-3	13-20
at Oregon	W	7-3	14-20
Linfield	W	4-1	15-20
at Willamette	W	8-2	16-20
at Puget Sound	W	15-4	17-20
at Washington	L	1-12	17-21
at Washington	L	0-7	17-22
at Washington	L	3-4	17-23
Western Oregon	W	7-3	18-23
at Portland State	W	5-4	19-23
at Lewis & Clark	W	21-3	20-23
at Oregon	L	2-7	20-24
Oregon	W	2-0	21-24
Oregon	L	2-6	21-25

1980

Head coach: Jack Riley
33-16, 8-9 North
Pac-10 North: 2nd

			Rec.
Pacific (Ore.)	W	17-0	1-0
Pacific (Ore.)	W	6-0	2-0
at Chico State	L	6-14	2-1
at Pacific (Calif.)	W	4-3	3-1
at Long Beach State	L	2-5	3-2
at Long Beach State	W	2-1	4-2
at Long Beach State	L	4-8	4-3
at Pepperdine	W	3-2	5-3
at Pepperdine	W	7-3	6-3
vs. Oral Roberts	L	3-6	6-4
vs. Oral Roberts	W	5-4	7-4
at Fresno State	L	7-12	7-5
at Chico State	W	17-5	8-5
at Oregon Tech	W	9-3	9-5
Puget Sound	W	8-4	10-5
Puget Sound	W	14-0	11-5
Puget Sound	W	5-0	12-5
at Gonzaga	W	5-3	13-5
at Gonzaga	L	6-8	13-6
Portland State	W	3-1	14-6
Concordia	W	12-0	15-6
George Fox	W	7-4	16-6
Washington	W	2-1	17-6
at Washington St.	L	7-8	17-7
at Washington St.	L	4-7	17-8
at Washington St.	L	5-7	17-9
at Portland	W	10-4	18-9
at Linfield	W	11-7	19-9
Southern Oregon	W	10-2	20-9
at Oregon	L	3-4	20-10
Oregon	W	7-1	21-10
Oregon	W	2-1	22-10
at Portland State	W	8-4	23-10
Linfield	W	22-8	24-10
Washington St.	L	3-9	24-11
Washington St.	L	3-9	24-12
Washington St.	W	12-11	25-12
Lewis & Clark	W	11-2	26-12
at Western Oregon	W	21-3	27-12
Willamette	W	12-3	28-12
at Washington	L	2-3	28-13
at Washington	W	11-7	29-13
at Washington	L	3-4	29-14
at Washington	W	11-7	30-14
Portland	L	0-10	30-15
Western Oregon	W	9-1	31-15
at Oregon	W	8-2	32-15
at Oregon	L	3-8	32-16
Oregon	W	3-2	33-16

1981

Head coach: Jack Riley
29-14-1, 11-7 North
Pac-10 North: 2nd

			Rec.
Western Oregon	W	15-1	1-0
Pacific (Ore.)	W	6-5	2-0
Pacific (Ore.)	W	2-0	3-0
vs. Washington St.	L	9-12	3-1
at Lewis-Clark State	W	13-10	4-1
vs. Gonzaga	W	8-1	5-1
vs. East. Washington	W	6-3	6-1
at Lewis-Clark State	L	4-5	6-2
Oregon Tech	W	11-6	7-2
Oregon Tech	W	8-7	8-2
vs. Willamette	L	4-5	8-3
at Chico State	W	6-0	9-3
at Pacific (Calif.)	W	6-5	10-3
vs. Brigham Young	W	6-3	11-3
vs. UC-Santa Barbara	L	6-7	11-4
vs. Fresno State	L	5-8	11-5
vs. Brigham Young	L	2-3	11-6
vs. UC-Santa Barbara	W	5-2	12-6
vs. Washington St.	W	5-4	13-6
at San Jose State	L	4-14	13-7
at Chico State	T	9-9	13-7
at Washington	L	1-8	13-8
at Washington	W	7-4	14-8
Washington St.	L	3-6	14-9
Washington St.	W	6-2	15-9
Western Oregon	W	7-1	16-9
Southern Oregon	W	10-0	17-9
Oregon	L	4-11	17-10
at Oregon	W	7-3	18-10
at Oregon	W	7-5	19-10
at Washington St.	W	12-0	20-10
at Washington St.	W	9-8	21-10
at Washington St.	L	3-12	21-11
at Washington St.	L	2-8	21-12
at Portland	W	12-1	22-12
at George Fox	W	23-1	23-12
at Washington	W	11-5	24-12
Washington	W	14-12	25-12
Washington	W	10-2	26-12
Washington	L	4-14	26-13
at Western Oregon	W	6-2	27-13
at Oregon	L	8-10	27-14
Oregon	W	8-3	28-14
Oregon	W	8-6	29-14

1982

Head coach: Jack Riley
29-15, 16-8 North
Pac-10 North: 1st

			Rec.
vs. East. Washington	L	3-4	0-1
at Lewis-Clark State	W	15-7	1-1
vs. Washington St.	L	9-13	1-2
at Lewis-Clark State	W	10-4	2-2
at Pacific (Ore.)	W	3-1	3-2
at Oregon Tech	W	15-3	4-2
at Oregon Tech	W	14-6	5-2
at St. Mary's (Calif.)	L	3-5	5-3
at Santa Clara	W	5-1	6-3
at Pacific (Calif.)	W	5-1	7-3
vs. UC-Santa Barbara	L	6-8	7-4
at San Jose State	L	0-7	7-5
at San Jose State	W	9-2	8-5
Western Oregon	W	19-2	9-5
Portland State	W	5-4	10-5
at Portland State	W	9-2	11-5
East. Washington	W	3-1	12-5
East. Washington	L	3-4	12-6
at Washington St.	L	3-4	12-7
at Washington St.	W	13-12	13-7
at Gonzaga	W	6-5	14-7
at Gonzaga	L	7-11	14-8
Southern Oregon	W	14-5	15-8
at Portland State	W	5-4	16-8
Western Oregon	W	12-1	17-8
Washington	W	5-2	18-8
Washington	W	6-1	19-8

Portland	W	3-1	20-8
Portland	W	8-1	21-8
at Western Oregon	W	12-4	22-8
Willamette	W	5-4	23-8
at Portland	W	3-1	24-8
at Portland	L	2-4	24-9
at Washington	W	7-5	25-9
at Washington	L	5-13	25-10
Gonzaga	L	3-6	25-11
Gonzaga	W	10-9	26-11
Washington St.	W	11-5	27-11
Washington St.	W	7-6	28-11
Portland State	W	13-1	29-11
at East. Washington	L	1-2	29-12
at East. Washington	L	3-7	29-13
at Stanford	L	6-15	29-14
at Stanford	L	4-15	29-15

1983

Head coach: Jack Riley			
27-17, 17-7 North			
Pac-10 North: 1st			
		Rec.	
vs. Washington St.	L	6-8	0-1
at Lewis-Clark State	L	7-21	0-2
vs. Washington St.	L	0-12	0-3
at Santa Clara	W	6-4	1-3
at San Jose State	L	4-5	1-4
at San Jose State	L	8-10	1-5
at San Jose State	W	7-3	2-5
at Oregon Tech	W	19-5	3-5
at Oregon Tech	W	15-0	4-5
vs. Washington	W	12-3	5-5
Linfield	W	13-1	6-5
Portland State	L	7-10	6-6
at Portland State	L	3-5	6-7
Western Oregon	W	8-0	7-7
Willamette	W	7-5	8-7
Portland State	W	11-5	9-7
at Washington St.	L	3-6	9-8
at Washington St.	L	5-6	9-9
at Lewis-Clark State	L	4-12	9-10
Willamette	W	9-1	10-10
at Western Oregon	L	10-11	10-11
Gonzaga	W	3-2	11-11
Gonzaga	W	9-3	12-11
East. Washington	W	8-5	13-11
East. Washington	L	6-7	13-12
at Linfield	L	9-13	13-13
at Portland	W	10-1	14-13
at Portland	W	2-1	15-13
at Washington	W	6-5	16-13
at Washington	L	3-7	16-14
Lewis & Clark	W	22-0	17-14
Washington	W	8-2	18-14
Washington	L	3-7	18-15
Portland	W	5-4	19-15
Portland	W	9-4	20-15
at East. Washington	W	6-0	21-15
at East. Washington	W	13-5	22-15
at Gonzaga	W	10-1	23-15
at Gonzaga	W	10-6	24-15
at Portland State	W	4-3	25-15
Washington St.	W	2-1	26-15
Washington St.	W	14-5	27-15
at Stanford	L	0-14	27-16
vs. UC-Santa Barbara	L	3-7	27-17

1984

Head coach: Jack Riley			
22-23, 11-11 North			
Pac-10 North: 4th			
		Rec.	
vs. CSU-Sacramento	W	4-1	1-0
vs. CSU-Sacramento	W	9-1	2-0
at Fresno State	L	1-9	2-1
vs. SW Louisiana	L	6-8	2-2
vs. UC-Santa Barbara	W	6-5	3-2
vs. Brigham Young	L	5-6	3-3
vs. Washington	W	3-1	4-3

vs. UC- Santa Barbara	W	6-4	5-3
vs. Oral Roberts	L	0-6	5-4
vs. Seton Hall	W	5-3	6-4
vs. Cal State-Fullerton	L	5-14	6-5
vs. Brigham Young	L	1-3	6-6
vs. San Diego State	L	7-12	6-7
at Cal-Riverside	L	2-15	6-8
vs. Washington St.	L	7-8	6-9
at Portland	W	4-3	7-9
Portland	L	4-12	7-10
Linfield	W	11-2	8-10
at East. Washington	W	5-3	9-10
at East. Washington	W	6-4	10-10
at Washington St.	L	2-5	10-11
at Washington St.	W	11-5	11-11
Western Oregon	W	13-4	12-11
Lewis-Clark State	L	4-14	12-12
Portland State	L	0-2	12-13
Portland State	L	3-5	12-14
Washington	W	9-1	13-14
Washington	W	6-4	14-14
Willamette	W	13-5	15-14
at Portland	L	4-6	15-15
at Washington	W	4-3	16-15
at Washington	L	0-7	16-16
Washington St.	L	1-2	16-17
Washington St.	W	7-2	17-17
East. Washington	W	6-2	18-17
East. Washington	L	3-5	18-18
Portland	W	4-1	19-18
at Gonzaga	L	1-8	19-19
at Gonzaga	L	6-15	19-20
at Portland State	L	0-1	19-21
at Portland State	W	3-2	20-21
at Portland State	W	4-2	21-21
vs. Washington St.	L	4-7	21-22
vs. East. Washington	W	3-2	22-22
vs. Washington St.	L	2-7	22-23

1985

Head coach: Jack Riley			
34-17, 12-12 North			
Pac-10 North: 3rd			
		Rec.	
at Chico State	L	4-10	0-1
at Chico State	W	9-8	1-1
at Chico State	W	36-12	2-1
Pacific (Ore.)	W	7-0	3-1
Western Oregon	W	26-4	4-1
Western Oregon	W	5-0	5-1
Western Oregon	L	6-7	5-2
at Cal-Riverside	L	6-9	5-3
vs. San Diego State	W	4-3	6-3
vs. Missouri	W	11-10	7-3
vs. Arizona State	W	13-2	8-3
at Cal-Riverside	W	5-3	9-3
vs. Harvard	W	13-10	10-3
vs. Air Force	W	14-6	11-3
vs. UCLA	W	14-6	12-3
vs. San Diego State	W	6-5	13-3
Portland	W	2-1	14-3
Willamette	W	3-1	15-3
at Portland	L	0-4	15-4
East. Washington	W	4-3	16-4
East. Washington	W	9-6	17-4
Portland	W	9-1	18-4
Oregon Tech	W	4-0	19-4
at Washington St.	L	7-8	19-5
at Washington St.	W	9-8	20-5
at Gonzaga	L	3-5	20-6
at Gonzaga	L	2-9	20-7
Linfield	W	11-3	21-7
at Portland State	W	5-1	22-7
at Portland State	L	2-5	22-8
at Washington	L	3-5	22-9
at Washington	W	5-2	23-9
at Willamette	W	13-4	24-9
Washington	W	7-4	25-9
Washington	L	6-11	25-10
Portland State	L	9-14	25-11
Portland State	L	5-15	25-12

at Linfield	W	6-4	26-12
Gonzaga	W	8-4	27-12
Gonzaga	W	15-8	28-12
Washington St.	W	12-1	29-12
Washington St.	L	4-8	29-13
at Western Oregon	W	12-0	30-13
at Portland	L	2-3	30-14
at East. Washington	W	9-6	31-14
at East. Washington	L	2-4	31-15
vs. Washington St.	W	8-7	32-15
vs. Washington St.	W	5-2	33-15
vs. Washington St.	W	4-2	34-15
at Stanford	L	3-17	34-16
at Pepperdine	L	1-6	34-17

1986

Head coach: Jack Riley			
39-15, 18-5 North			
Pac-10 North: 1st			
		Rec.	
at Oregon Tech	L	5-6	0-1
at CSU-Sacramento	L	3-4	0-2
at CSU-Sacramento	W	1-0	1-2
at Fresno State	W	8-7	2-2
at Fresno State	L	2-13	2-3
at Fresno State	L	2-9	2-4
Lewis & Clark	W	5-1	3-4
vs. Cornell	W	12-0	4-4
vs. Tulane	L	9-11	4-5
vs. Cornell	W	5-0	5-5
vs. Wisconsin	L	6-15	5-6
vs. Notre Dame	W	4-1	6-6
at Cal-Riverside	W	13-3	7-6
vs. Washington	L	3-11	7-7
vs. Brigham Young	W	11-3	8-7
Portland State	W	9-3	9-7
at Portland State	W	6-2	10-7
at Washington St.	W	13-6	11-7
at Washington St.	L	6-7	11-8
Portland State	W	13-3	12-8
Oregon Tech	W	10-0	13-8
at Linfield	W	7-3	14-8
Gonzaga	W	7-3	15-8
Gonzaga	W	11-4	16-8
East. Washington	W	3-2	17-8
East. Washington	W	8-2	18-8
at Willamette	W	10-5	19-8
Western Oregon	W	17-9	20-8
at East. Washington	W	4-3	21-8
at East. Washington	W	7-6	22-8
at Gonzaga	W	9-6	23-8
at Gonzaga	W	10-8	24-8
at Pacific (Ore.)	W	21-3	25-8
at Portland State	W	2-1	26-8
Washington St.	L	3-4	26-9
Linfield	W	5-1	27-9
Washington	W	3-1	28-9
Washington	W	9-4	29-9
Portland	W	5-0	30-9
Portland	W	4-1	31-9
at Portland	L	7-9	31-10
at Portland	L	3-7	31-11
at Washington	W	8-5	32-11
at Washington	L	3-4	32-12
vs. Washington	W	10-2	33-12
vs. Portland	W	6-5	34-12
vs. Portland State	L	3-4	34-13
vs. Washington St.	W	11-4	35-13
vs. Portland State	W	7-4	36-13
vs. Portland State	W	8-7	37-13
vs. Arkansas	L	3-4	37-14
vs. Richmond	W	7-1	38-14
vs. Arkansas	W	1-0	39-14
vs. Stanford	L	7-10	39-15

1987

Head coach: Jack Riley			
31-15, 15-9 North			
Pac-10 North: 2nd			
		Rec.	
at Chico State	W	9-4	1-0
at Chico State	W	7-5	2-0
at Chico State	L	5-6	2-1
at Oregon Tech	W	11-0	3-1
vs. CSU-Sacramento	L	12-13	3-2
vs. CSU-Sacramento	L	5-6	3-3
at Fresno State	W	1-0	4-3
vs. UC-Santa Barbara	W	10-4	5-3
vs. U.S. International	W	16-2	6-3
vs. East. Washington	W	18-2	7-3
vs. San Diego State	W	8-7	8-3
Portland	L	6-13	8-4
at Portland	W	13-6	9-4
at Portland State	W	3-2	10-4
Willamette	W	13-6	11-4
Portland State	W	15-6	12-4
Gonzaga	L	4-6	12-5
Gonzaga	W	8-5	13-5
at Portland State	L	1-11	13-6
Linfield	W	5-1	14-6
at East. Washington	W	5-4	15-6
at East. Washington	W	4-1	16-6
at Washington St.	L	3-22	16-7
at Washington St.	L	3-10	16-8
Pacific (Ore.)	W	13-2	17-8
Oregon Tech	W	19-3	18-8
Washington St.	W	6-3	19-8
Washington St.	L	7-10	19-9
East. Washington	W	4-3	20-9
East. Washington	W	8-4	21-9
at Willamette	W	9-3	22-9
Portland State	W	14-3	23-9
at Gonzaga	W	9-0	24-9
at Gonzaga	W	10-8	25-9
at Western Oregon	W	9-0	26-9
at Linfield	W	5-0	27-9
at Washington	W	7-4	28-9
at Washington	L	6-9	28-10
at Portland	L	1-4	28-11
at Portland	L	5-9	28-12
Portland	W	5-4	29-12
Portland	W	18-0	30-12
Washington	W	4-3	31-12
Washington	L	4-13	31-13
vs. Washington	L	4-11	31-14
vs. Washington St.	L	2-3	31-15

1988

Head coach: Jack Riley			
30-19, 14-10 North			
Pac-10 North: 2nd			
		Rec.	
at Sonoma State	W	10-3	1-0
at Sonoma State	W	3-1	2-0
at Sonoma State	L	5-7	2-1
at Chico State	L	2-6	2-2
at Chico State	W	8-6	3-2
at Chico State	W	4-0	4-2
at Oregon Tech	W	15-7	5-2
Western Oregon	W	8-1	6-2
Western Oregon	W	7-4	7-2
vs. Geo. Washington	W	9-6	8-2
vs. Texas A&M	L	11-16	8-3
at Fresno State	L	10-12	8-4
vs. Brigham Young	W	6-5	9-4
vs. Long Beach State	L	0-1	9-5
vs. Clemson	L	3-9	9-6
at CSU-Sacramento	L	9-10	9-7
Western Oregon	W	5-1	10-7
Portland	L	4-5	10-8
at Portland	L	2-3	10-9
Portland	W	10-9	11-9
at East. Washington	W	9-3	12-9
at East. Washington	W	17-7	13-9
Pacific (Ore.)	W	17-1	14-9
Gonzaga	W	6-5	15-9
Gonzaga	L	3-12	15-10

2017 OREGON STATE BASEBALL

YEAR-BY-YEAR

Twitter.com/BeaverBaseball
 Instagram.com/BeaverBaseball
 Facebook.com/OregonStateBaseball

at Washington St.	L	1-3	15-11
at Washington St.	W	4-3	16-11
Willamette	W	8-0	17-11
at Washington St.	L	4-5	17-12
at Washington St.	L	4-10	17-13
at Gonzaga	L	0-1	17-14
at Gonzaga	W	9-8	18-14
Lewis & Clark	W	9-8	19-14
at Portland	W	9-1	20-14
East. Washington	W	2-0	21-14
East. Washington	L	1-6	21-15
Concordia	W	4-1	22-15
Portland State	W	4-0	23-15
Portland State	W	23-11	24-15
Washington	W	7-3	25-15
Washington	L	7-16	25-16
at Washington	W	13-0	26-16
at Washington	W	4-3	27-16
at Portland State	L	2-5	27-17
at Portland State	W	13-6	28-17
vs. Portland	W	1-0	29-17
vs. Gonzaga	W	11-1	30-17
vs. Washington St.	L	3-13	30-18
vs. East. Washington	L	7-8	30-19

1989

Head coach: Jack Riley			
27-23, 15-9 North			
Pac-10 North: 3rd		Rec.	
at Chico State	W	4-3	1-0
at Chico State	W	8-2	2-0
at Chico State	L	6-15	2-1
at Cal State-Sac.	L	3-7	2-2
at Cal State-Sac.	W	5-4	3-2
at Pacific (Calif.)	L	0-3	3-3
at Pacific (Calif.)	W	19-3	4-3
at Fresno State	L	2-5	4-4
at Fresno State	W	8-6	5-4
at Fresno State	L	1-2	5-5
at Long Beach State	L	9-10	5-6
at Long Beach State	L	6-13	5-7
vs. Harvard	L	7-9	5-8
at Cal-Riverside	L	9-10	5-9
vs. Washington St.	L	0-4	5-10
vs. Brigham Young	L	2-9	5-11
vs. Arizona State	L	2-4	5-12
George Fox	W	4-2	6-12
at Portland	L	2-4	6-13
Washington St.	L	2-4	6-14
Washington St.	L	0-2	6-15
Portland	L	3-10	6-16
Linfield	W	12-0	7-16
at East. Washington	W	4-2	8-16
at East. Washington	W	8-3	9-16
at Gonzaga	W	12-5	10-16
at Gonzaga	L	8-11	10-17
Concordia	W	14-5	11-17
Willamette	W	4-0	12-17
Gonzaga	L	5-6	12-18
Gonzaga	L	9-12	12-19
East. Washington	W	14-2	13-19
East. Washington	W	12-11	14-19
Lewis & Clark	W	12-1	15-19
at Washington St.	W	15-4	16-19
at Washington St.	W	11-4	17-19
Portland	W	4-3	18-19
at Portland	L	2-5	18-20
at Washington	W	4-3	19-20
at Washington	L	3-7	19-21
at Portland State	W	14-4	20-21
at Portland State	W	8-3	21-21
Portland State	W	9-2	22-21
Portland State	W	12-4	23-21
Washington	W	9-8	24-21
Washington	W	2-1	25-21
vs. Portland	L	1-3	25-22
vs. East. Washington	W	12-5	26-22
vs. Gonzaga	W	8-3	27-22
vs. Portland State	L	4-9	27-23

1990

Head coach: Jack Riley			
30-22, 15-9 North			
Pac-10 North: 2nd		Rec.	
at Chico State	L	3-4	0-1
vs. Nevada	L	3-4	0-2
at Chico State	L	8-15	0-3
at Cal State-Sac.	L	2-6	0-4
at Pacific (Calif.)	L	3-4	0-5
at Pacific (Calif.)	L	3-4	0-6
at Fresno State	L	6-7	0-7
at Fresno State	L	5-14	0-8
at Fresno State	W	2-1	1-8
Willamette	W	4-0	2-8
vs. Brigham Young	L	7-10	2-9
vs. Ohio State	W	11-10	3-9
at San Jose State	L	2-3	3-10
vs. Minnesota	W	7-3	4-10
vs. Washington	W	8-1	5-10
at San Jose State	L	3-6	5-11
Western Oregon	W	14-6	6-11
George Fox	W	8-1	7-11
at Portland State	L	5-12	7-12
Portland State	W	12-3	8-12
at George Fox	W	10-4	9-12
Linfield	W	5-3	10-12
at East. Washington	W	8-4	11-12
at East. Washington	L	7-8	11-13
at Washington St.	W	8-5	12-13
at Washington St.	L	4-11	12-14
at Portland	W	9-4	13-14
Oregon Tech	W	10-7	14-14
Gonzaga	L	3-7	14-15
Gonzaga	L	8-13	14-16
at Willamette	W	9-1	15-16
Portland State	W	4-3	16-16
at Gonzaga	W	11-1	17-16
at Gonzaga	L	0-7	17-17
Concordia	W	7-6	18-17
Washington St.	W	2-1	19-17
Washington St.	L	0-7	19-18
East. Washington	W	15-1	20-18
East. Washington	W	8-0	21-18
Eastern Oregon	W	8-0	22-18
at Western Oregon	W	11-0	23-18
Portland	W	4-0	24-18
Portland	W	6-1	25-18
Washington	W	9-0	26-18
Washington	L	6-14	26-19
at Washington	L	3-5	26-20
at Washington	W	9-8	27-20
at Portland	W	11-1	28-20
at Portland	W	7-2	29-20
vs. Washington	W	3-1	30-20
vs. Washington St.	L	5-16	30-21
vs. Washington	L	2-9	30-22

1991

Head coach: Jack Riley			
28-20, 12-8 North			
Pac-10 North: 2nd		Rec.	
George Fox	W	15-3	1-0
at McNeese State	L	5-6	1-1
vs. Oklahoma State	L	4-5	1-2
at SW Louisiana	W	8-7	2-2
vs. Tulane	L	5-6	2-3
vs. Oklahoma State	L	1-12	2-4
at Portland State	L	3-4	2-5
Portland State	W	22-7	3-5
at CSU-Sacramento	L	6-8	3-6
at Fresno State	L	1-3	3-7
at Fresno State	W	5-2	4-7
at Fresno State	W	5-2	5-7
at UC-Riverside	L	1-2	5-8
vs. Brigham Young	L	1-5	5-9
vs. Lafayette	W	11-5	6-9
vs. New Mexico	W	5-4	7-9
vs. Washington	W	7-5	8-9

Portland	L	0-2	8-10
at Portland State	L	1-7	8-11
at Portland State	L	0-6	8-12
at Washington	L	1-3	8-13
at Washington	W	7-5	9-13
Willamette	W	8-0	10-13
Western Oregon	W	5-4	11-13
Gonzaga	W	6-0	12-13
Gonzaga	W	8-0	13-13
Washington St.	W	1-0	14-13
Washington St.	L	4-9	14-14
Concordia	W	8-0	15-14
at George Fox	W	6-1	16-14
at Portland	L	0-13	16-15
at Portland	W	9-7	17-15
Linfield	W	4-3	18-15
at Washington St.	L	2-6	18-16
at Washington St.	L	6-8	18-17
at Gonzaga	W	9-2	19-17
at Gonzaga	W	14-2	20-17
at Western Oregon	W	6-0	21-17
Portland	W	12-11	22-17
at Portland	W	12-8	23-17
Washington	W	5-2	24-17
Washington	W	4-0	25-17
Portland State	W	3-0	26-17
Portland State	L	5-8	26-18
vs. Portland	L	4-13	26-19
vs. Washington	W	16-14	27-19
vs. Washington St.	W	9-8	28-19
vs. Portland	L	5-8	28-20

1992

Head coach: Jack Riley			
23-30, 10-20 North			
Pac-10 North: 6th		Rec.	
Concordia	W	17-2	1-0
Lewis & Clark	W	15-4	2-0
vs. Northwestern	L	1-10	2-1
at UNLV	L	6-9	2-2
vs. Southern Utah	W	8-2	3-2
vs. Northwestern	L	2-5	3-3
vs. Southern Utah	W	10-1	4-3
Western Oregon	W	8-0	5-3
vs. Evansville	W	6-5	6-3
at Central Florida	L	5-6	6-4
vs. Illinois-Chicago	W	10-6	7-4
vs. Evansville	L	5-6	7-5
at Central Florida	W	5-4	8-5
vs. Illinois-Chicago	W	7-5	9-5
at Cal State-Sac.	W	14-6	10-5
at Cal State-Sac.	L	3-4	10-6
at Cal State-Sac.	L	3-6	10-7
vs. Nevada	L	5-7	10-8
George Fox	L	1-4	10-9
at Gonzaga	W	3-0	11-9
at Gonzaga	L	1-6	11-10
at Gonzaga	L	1-7	11-11
Willamette	W	14-2	12-11
at Portland	L	7-12	12-12
Washington St.	L	4-6	12-13
Washington St.	L	7-8	12-14
Washington St.	W	6-3	13-14
Portland	L	6-7	13-15
Portland State	L	3-6	13-16
at Portland State	W	3-1	14-16
at Portland State	L	4-5	14-17
at Linfield	L	3-5	14-18
at Portland	W	7-3	15-18
at Washington	L	1-2	15-19
at Washington	L	3-7	15-20
at Washington	L	1-4	15-21
at George Fox	W	5-2	16-21
at Washington St.	W	7-4	17-21
at Washington St.	L	6-7	17-22
at Washington St.	W	5-4	18-22
Linfield	W	7-5	19-22
at Portland	L	3-7	19-23
at Portland State	L	5-6	19-24

Portland State	W	2-0	20-24
Portland State	L	4-9	20-25
Portland	W	17-13	21-25
Portland	L	7-14	21-26
Washington	W	7-6	22-26
Washington	L	7-8	22-27
Washington	L	6-20	22-28
Gonzaga	W	7-3	23-28
Gonzaga	L	1-3	23-29
Gonzaga	L	5-8	23-30

1993

Head coach: Jack Riley			
31-18, 20-10 North			
Pac-10 North: 2nd		Rec.	
vs. California	L	1-10	0-1
at CSU-Sacramento	W	8-6	1-1
vs. UC-Santa Barbara	W	11-8	2-1
at CSU-Sacramento	L	9-10	2-2
Western Oregon	W	8-3	3-2
Linfield	W	5-1	4-2
Eastern Oregon	W	11-0	5-2
Willamette	W	16-6	6-2
George Fox	W	14-1	7-2
vs. Utah	L	3-7	7-3
at San Jose State	W	5-1	8-3
vs. Cal State-Sac.	W	7-1	9-3
vs. Utah	W	5-1	10-3
at Texas Christian	W	2-0	11-3
at Texas Christian	L	4-5	11-4
at Texas-Arlington	L	9-13	11-5
at Oklahoma	L	13-14	11-6
at Oklahoma	L	9-20	11-7
vs. SW Missouri State	W	17-3	12-7
at Oklahoma	L	9-10	12-8
Gonzaga	W	13-0	13-8
Gonzaga	W	17-3	14-8
at Portland	W	4-1	15-8
Portland	W	8-3	16-8
at Washington St.	W	9-2	17-8
at Washington St.	L	5-11	17-9
at Washington St.	L	7-8	17-10
Portland	W	5-0	18-10
vs. Washington	L	1-4	18-11
vs. Washington	L	0-5	18-12
vs. Washington	W	4-0	19-12
Portland	W	5-0	20-12
at Portland State	W	10-0	21-12
at Portland State	W	5-3	22-12
at Gonzaga	W	10-8	23-12
at Gonzaga	W	11-3	24-12
at Gonzaga	L	2-9	24-13
at Gonzaga	W	6-4	25-13
at Portland	W	16-3	26-13
Portland State	W	13-5	27-13
Portland State	L	4-6	27-14
at Portland State	L	1-2	27-15
at Portland State	L	4-9	27-16
Portland	W	3-1	28-16
Washington	W	2-1	29-16
Washington	L	4-5	29-17
Washington	L	6-9	29-18
Washington St.	W	9-0	30-18
Washington St.	W	3-2	31-18

1994

Head coach: Jack Riley			
36-15, 22-8 North			
Pac-10 North: 1st		Rec.	
Western Oregon	W	2-1	1-0
Lewis & Clark	W	5-0	2-0
Pacific (Ore.)	W	10-3	3-0
vs. Portland	L	2-5	3-1
at Cal State-Sac.	W	5-0	4-1
at Cal State-Sac.	W	10-3	5-1
vs. Portland	W	8-5	6-1
at Western Oregon	W	11-0	7-1
George Fox	W	8-3	8-1
vs. Maine	W	18-2	9-1

vs. Portland	L	0-3	9-2
at San Jose State	L	0-3	9-3
vs. Maine	W	8-3	10-3
Willamette	W	7-4	11-3
vs. Clemson	W	9-2	12-3
at Hawaii	L	7-4	12-4
vs. Grand Canyon	L	2-4	12-5
vs. Lewis-Clark State	W	2-0	13-5
vs. Washington	W	12-2	14-5
at Hawaii	L	4-13	14-6
vs. Lewis-Clark State	L	0-1	14-7
at Portland State	W	6-5	15-7
Gonzaga	W	2-1	16-7
Gonzaga	W	5-3	17-7
Gonzaga	W	5-2	18-7
at Washington St.	W	9-5	19-7
at Washington St.	W	4-3	20-7
at Washington St.	W	3-1	21-7
at Portland State	W	7-1	22-7
Portland	L	1-10	22-8
Portland	W	4-0	23-8
at Portland	W	12-1	24-8
Portland State	L	1-6	24-9
Washington	L	0-2	24-10
Washington	L	1-19	24-11
Washington	W	3-1	25-11
at Portland State	L	1-8	25-12
at Washington	W	5-3	26-12
at Washington	L	2-5	26-13
at Washington	L	6-9	26-14
Portland State	W	2-1	27-14
at Portland	W	4-2	28-14
at Portland	L	12-13	28-15
Portland	W	4-2	29-15
Portland State	W	11-6	30-15
Washington St.	W	3-0	31-15
Washington St.	W	4-2	32-15
Washington St.	W	6-1	33-15
at Gonzaga	W	3-2	34-15
at Gonzaga	W	12-3	35-15
at Gonzaga	W	9-2	36-15

1995

Head coach: Pat Casey			
25-24-1, 14-16 North			
Pac-10 North: 4th			
		Rec.	
Western Oregon	W	4-3	1-0
Concordia	W	16-2	2-0
Eastern Oregon	W	3-0	3-0
Willamette	W	10-6	4-0
George Fox	W	4-0	5-0
at Western Oregon	L	3-6	5-1
vs. Michigan State	L	2-12	5-2
vs. Michigan State	W	11-10	6-2
at New Mexico State	W	13-10	7-2
at New Mexico State	L	11-12	7-3
at New Mexico State	W	7-4	8-3
vs. Arkansas	L	4-5	8-4
at San Jose State	T	6-6	8-4
vs. Santa Clara	L	4-6	8-5
vs. Santa Clara	L	8-9	8-6
at Gonzaga	L	5-6	8-7
vs. Lewis-Clark State	L	3-13	8-8
vs. Portland	W	5-4	9-8
vs. Brigham Young	W	19-3	10-8
Gonzaga	W	5-4	11-8
Gonzaga	L	1-7	11-9
Gonzaga	W	6-5	12-9
at Gonzaga	W	1-0	13-9
at Gonzaga	L	1-2	13-10
at Gonzaga	W	8-4	14-10
at Portland State	L	3-6	14-11
at Portland State	L	2-5	14-12
Washington St.	L	4-5	14-13
Washington St.	W	5-4	15-13
at Portland	W	7-4	16-13
at Portland	L	7-8	16-14
Portland	L	7-8	16-15
at Portland State	L	5-6	16-16
at Washington	L	3-5	16-17

at Washington	L	0-1	16-18
at Washington	L	0-2	16-19
Portland State	L	1-5	16-20
Portland State	W	13-4	17-20
Washington	W	2-1	18-20
Washington	W	9-2	19-20
Washington	W	6-5	20-20
Portland State	W	4-2	21-20
at Portland	W	3-2	22-20
Portland	L	4-9	22-21
Portland	W	10-5	23-21
Linfield	W	7-5	24-21
at Washington St.	L	1-3	24-22
at Washington St.	L	5-14	24-23
at Washington St.	L	7-8	24-24
at Washington St.	W	14-6	25-24

1996

Head coach: Pat Casey			
32-16-1, 14-10 North			
Pac-10 North: 2nd			
		Rec.	
at Pacific (Calif.)	W	5-4	1-0
at Pacific (Calif.)	W	5-3	2-0
at Pacific (Calif.)	L	3-4	2-1
at San Diego	W	19-4	3-1
at San Diego State	L	3-4	3-2
vs. Utah	W	7-0	4-2
at San Diego State	T	10-10	4-2
at Portland	W	16-2	5-2
at San Jose State	W	8-5	6-2
at San Jose State	W	10-3	7-2
George Fox	W	13-2	8-2
vs. Pacific (Calif.)	L	2-6	8-3
vs. Creighton	W	8-3	9-3
vs. Creighton	W	14-10	10-3
vs. New Mexico	W	5-4	11-3
at Fresno State	L	4-7	11-4
vs. Pacific (Calif.)	W	11-2	12-4
Pacific (Ore.)	W	16-1	13-4
vs. Wright State	W	3-2	14-4
vs. Lewis-Clark State	W	7-3	15-4
at Hawaii	L	7-8	15-5
vs. Hawaii-Hilo	W	3-2	16-5
at Hawaii	L	9-15	16-6
at Washington	L	8-9	16-7
at Washington	W	15-2	17-7
at Washington	L	2-5	17-8
at Washington	L	3-5	17-9
Linfield	W	9-6	18-9
Portland State	W	14-2	19-9
Portland State	L	6-7	19-10
at Portland State	L	0-2	19-11
at Portland State	W	9-8	20-11
Washington St.	W	18-3	21-11
Washington St.	W	4-3	22-11
Washington St.	W	6-2	23-11
Washington St.	W	16-9	24-11
at Washington St.	L	5-9	24-12
at Washington St.	L	3-6	24-13
at Washington St.	L	7-10	24-14
at Washington St.	W	3-0	25-14
at Portland State	W	3-2	26-14
Portland State	L	2-5	26-15
Portland State	W	14-0	27-15
at Portland State	W	11-1	28-15
Portland	W	18-5	29-15
Washington	W	6-2	30-15
Washington	W	3-2	31-15
Washington	W	3-2	32-15
Washington	L	5-9	32-16

1997

Head coach: Pat Casey			
38-12-1, 18-6 North			
Pac-10 North: 2nd			
		Rec.	
at Hawaii	W	14-4	1-0
at Hawaii	W	9-5	2-0
at Hawaii	L	3-11	2-1
at Hawaii-Hilo	T	1-1	2-1

at CSU-Sacramento	L	0-2	2-2
at CSU-Sacramento	W	18-6	3-2
at CSU-Sacramento	W	8-5	4-2
at California	L	6-8	4-3
at California	L	2-14	4-4
at California	W	15-2	5-4
Willamette	W	5-4	6-4
vs. Portland	L	6-10	6-5
vs. Washington St.	W	17-3	7-5
vs. Gonzaga	W	5-3	8-5
at Lewis-Clark State	W	7-2	9-5
Concordia	W	9-3	10-5
Lewis-Clark State	W	5-3	11-5
Lewis-Clark State	W	12-3	12-5
vs. Howard	W	26-4	13-5
at Oklahoma	W	10-2	14-5
at Oklahoma	L	2-14	14-6
at Oral Roberts	W	20-5	15-6
at Oral Roberts	W	8-2	16-6
Washington St.	W	9-6	17-6
Washington St.	W	7-2	18-6
Washington St.	W	18-6	19-6
Washington St.	L	4-6	19-7
Portland	W	9-3	20-7
at Portland State	W	16-3	21-7
Portland State	W	15-1	22-7
Portland State	W	13-2	23-7
at Washington	L	5-10	23-8
at Washington	W	15-4	24-8
at Washington	L	2-3	24-9
at Washington	W	7-6	25-9
at Portland	W	9-3	26-9
Washington	L	4-6	26-10
Washington	W	7-6	27-10
Washington	W	17-7	28-10
Washington	L	3-6	28-11
Linfield	W	18-0	29-11
Portland State	W	6-1	30-11
Portland State	L	3-4	30-12
at Portland State	W	7-5	31-12
at Portland State	W	6-2	32-12
Portland State	W	5-3	33-12
Portland	W	33-3	34-12
at Washington St.	W	18-8	35-12
at Washington St.	W	20-4	36-12
at Washington St.	W	6-1	37-12
at Washington St.	W	14-12	38-12

1998

Head coach: Pat Casey			
35-14-1, 15-9 North			
Pac-10 North: 2nd			
		Rec.	
vs. South Florida	W	7-6	1-0
vs. Florida Atlantic	W	13-5	2-0
vs. Central Florida	W	7-2	3-0
vs. UC-Santa Barbara	L	7-11	3-1
at San Diego State	L	3-6	3-2
vs. New Mexico	W	11-0	4-2
at San Diego	W	8-3	5-2
at UC-Santa Barbara	W	13-1	6-2
at UC-Santa Barbara	L	6-7	6-3
at UC-Santa Barbara	T	4-4	6-3
at USC	L	0-9	6-4
at USC	L	4-7	6-5
at USC	W	13-6	7-5
Portland	W	7-2	8-5
St. Martin's	W	22-4	9-5
St. Martin's	W	5-4	10-5
St. Martin's	W	10-2	11-5
at Washington St.	L	3-13	11-6
at Washington St.	W	6-2	12-6
at Washington St.	L	0-9	12-7
Arizona	W	3-2	13-7
Arizona	W	9-1	14-7
Arizona	W	4-3	15-7
at Portland	W	8-1	16-7
Portland State	W	8-7	17-7
at Portland State	W	10-4	18-7
at Portland State	W	7-0	19-7

Portland State	W	18-8	20-7
Washington	W	4-2	21-7
Washington	W	10-5	22-7
Washington	L	16-18	22-8
Washington	L	10-11	22-9
Portland	W	13-9	23-9
at Portland State	W	23-4	24-9
Portland State	W	8-6	25-9
Portland State	W	10-0	26-9
at Portland State	W	14-8	27-9
at Portland	W	4-3	28-9
Washington St.	L	4-6	28-10
Washington St.	L	6-10	28-11
Washington St.	W	12-2	29-11
Washington St.	W	7-4	30-11
Washington St.	W	12-11	31-11
at Washington	L	12-16	31-12
at Washington	W	8-2	32-12
at Washington	L	6-20	32-13
at Washington	L	5-12	32-14
UCLA	W	8-7	33-14
UCLA	W	19-5	34-14
UCLA	W	11-8	35-14

1999

Head coach: Pat Casey			
19-35, 7-17 Pacific-10			
Pac-10: 8th			
		Rec.	
vs. Kansas State	W	13-6	1-0
vs. Nebraska	W	4-3	2-0
vs. New Mexico State	W	7-1	3-0
vs. Kansas State	L	6-7	3-1
at CSU-Northridge	L	4-16	3-2
at CSU-Northridge	W	9-1	4-2
at CSU-Northridge	W	8-4	5-2
at CSU-Northridge	L	4-8	5-3
vs. Oklahoma State	W	1-0	6-3
vs. Texas Tech	L	9-14	6-4
vs. San Diego	W	7-6	7-4
vs. Loyola Marymount	L	4-13	7-5
at Santa Clara	L	1-3	7-6
at Santa Clara	L	4-7	7-7
at Santa Clara	L	0-1	7-8
at Santa Clara	L	9-12	7-9
at San Jose State	W	3-2	8-9
vs. Gonzaga	L	1-4	8-10
vs. Gonzaga	W	16-15	9-10
USC	L	2-5	9-11
USC	L	10-12	9-12
USC	L	1-4	9-13
Portland	W	8-7	10-13
vs. Washington St.	L	2-6	10-14
vs. Washington St.	L	9-10	10-15
vs. Washington St.	L	5-6	10-16
vs. Minnesota	L	6-14	10-17
vs. Minnesota	L	9-16	10-18
vs. Minnesota	L	6-11	10-19
Arizona State	L	5-9	10-20
Arizona State	W	9-8	11-20
Arizona State	L	9-21	11-21
at Portland	W	10-3	12-21
at Arizona	L	9-11	12-22
at Arizona	L	7-10	12-23
at Arizona	L	5-10	12-24
Washington	L	5-14	12-25
Washington	L	16-17	12-26
California	L	3-13	12-27
California	W	11-5	13-27
California	L	6-7	13-28
at Portland	W	17-8	14-28
at Washington	L	7-10	14-29
at Washington	W	6-3	15-29
at Washington	L	4-12	15-30
at Stanford	L	0-7	15-31
at Stanford	L	5-10	15-32
at Stanford	L	8-9	15-33
at UCLA	W	7-5	16-33
at UCLA	L	0-15	16-34
at UCLA	L	6-8	16-35

2017 OREGON STATE BASEBALL

YEAR-BY-YEAR

Twitter.com/BeaverBaseball
Instagram.com/BeaverBaseball
Facebook.com/OregonStateBaseball

Washington St.	W	13-4	17-35
Washington St.	W	8-6	18-35
Washington St.	W	9-7	19-35

2000

Head coach: Pat Casey
28-27, 9-15 Pacific-10

Pac-10: 6th		Rec.	
vs. Kansas State	L	6-7	0-1
vs. Texas A&M	L	4-9	0-2
vs. Kansas State	W	16-2	1-2
at Fresno State	L	1-4	1-3
at Fresno State	L	4-9	1-4
at Fresno State	L	0-8	1-5
vs. West Virginia	W	9-6	2-5
vs. Nevada	W	9-5	3-5
vs. Santa Clara	L	10-12	3-6
at UNLV	W	4-3	4-6
vs. CSU-Northridge	W	13-10	5-6
at Washington	W	13-9	6-6
at Washington	W	27-4	7-6
Western Oregon	W	9-5	8-6
Washington St.	W	8-3	9-6
Washington St.	W	14-2	10-6
Washington St.	L	6-11	10-7
vs. Ohio State	W	13-0	11-7
at Texas A&M	L	0-3	11-8
vs. Central Michigan	L	3-4	11-9
vs. Ohio State	L	3-8	11-10
vs. Central Michigan	W	5-3	12-10
at Texas A&M	W	6-1	13-10
CSU-Northridge	W	10-9	14-10
CSU-Northridge	L	7-9	14-11
CSU-Northridge	W	9-3	15-11
CSU-Northridge	W	11-8	16-11
UCLA	L	1-3	16-12
UCLA	L	10-18	16-13
UCLA	L	5-9	16-14
Portland	L	10-13	16-15
at Arizona State	L	0-1	16-16
at Arizona State	W	11-3	17-16
at Arizona State	L	7-8	17-17
at Portland	W	13-5	18-17
Arizona	W	6-3	19-17
Arizona	W	10-4	20-17
Arizona	L	5-10	20-18
Concordia	W	13-5	21-18
at California	W	12-4	22-18
at California	L	9-15	22-19
at California	W	8-5	23-19
Portland	W	11-4	24-19
Washington	W	6-3	25-19
Washington	L	3-8	25-20
Washington	W	11-10	26-20
Stanford	L	6-10	26-21
Stanford	W	5-2	27-21
Stanford	L	5-7	27-22
at USC	L	1-12	27-23
at USC	L	7-16	27-24
at USC	L	3-16	27-25
at Washington St.	L	9-10	27-26
at Washington St.	W	4-3	28-26
at Washington St.	L	9-16	28-27

2001

Head coach: Pat Casey
31-24, 11-13 Pacific-10

Pac-10: 6th		Rec.	
at CSU-Northridge	L	7-17	0-1
at CSU-Northridge	L	11-15	0-2
at CSU-Northridge	L	10-20	0-3
at San Diego State	W	8-7	1-3
vs. Texas Tech	W	5-4	2-3
vs. Cal-Riverside	W	18-10	3-3
vs. Oklahoma	W	10-8	4-3
vs. Clemson	L	5-9	4-4
vs. Clemson	W	10-9	5-4
at UNLV	W	11-9	6-4

vs. Clemson	L	2-13	6-5
Portland	W	9-0	7-5
San Francisco	L	2-3	7-6
San Francisco	W	6-5	8-6
San Francisco	L	3-4	8-7
Washington	L	7-10	8-8
Washington	W	17-3	9-8
vs. Washington St.	W	6-3	10-8
vs. Washington St.	W	11-10	11-8
vs. Washington St.	L	7-8	11-9
Gonzaga	W	12-6	12-9
Gonzaga	W	10-9	13-9
Minnesota	W	6-5	14-9
Minnesota	W	4-1	15-9
Minnesota	W	12-2	16-9
Arizona State	L	2-10	16-10
Arizona State	W	4-1	17-10
Arizona State	W	12-2	18-10
at Arizona	L	2-5	18-11
at Arizona	W	8-0	19-11
at Arizona	L	6-13	19-12
California	W	6-5	20-12
California	W	10-1	21-12
California	L	1-12	21-13
at Stanford	L	1-4	21-14
at Stanford	L	1-8	21-15
at Stanford	L	5-22	21-16
Concordia	W	11-2	22-16
Washington St.	W	14-5	23-16
Washington St.	W	10-9	24-16
Washington St.	W	8-7	25-16
at Portland	W	10-9	26-16
Portland	W	13-6	27-16
at Hawaii	L	3-7	27-17
at Hawaii	W	18-7	28-17
at Hawaii	L	9-12	28-18
at Washington	L	4-11	28-19
at Washington	W	9-1	29-19
at Washington	L	1-3	29-20
at UCLA	L	3-5	29-21
at UCLA	L	6-7	29-22
at UCLA	W	11-8	30-22
USC	L	3-7	30-23
USC	W	6-0	31-23
USC	L	0-1	31-24

2002

Head coach: Pat Casey
31-23, 10-14 Pacific-10

Pac-10: 6th		Rec.	
at Arizona State	L	5-13	0-1
vs. Oral Roberts	W	10-9	1-1
vs. Southern Utah	W	7-1	2-1
at San Diego	L	2-6	2-2
at San Diego	L	2-4	2-3
at San Diego	L	2-8	2-4
vs. Western Kentucky	W	6-2	3-4
at Portland	L	4-5	3-5
vs. Michigan	W	10-4	4-5
at UC-Riverside	L	4-21	4-6
vs. San Francisco	W	9-6	5-6
vs. Michigan	W	13-2	6-6
Gonzaga	W	11-9	7-6
Gonzaga	W	9-8	8-6
Gonzaga	L	3-8	8-7
at Nevada	W	7-5	9-7
at Nevada	W	11-8	10-7
Washington St.	W	9-1	11-7
Washington St.	W	5-4	12-7
Washington St.	W	6-5	13-7
CSU-Northridge	L	3-4	13-8
CSU-Northridge	L	4-10	13-9
CSU-Northridge	W	14-3	14-9
Portland	W	5-2	15-9
Arizona	L	9-13	15-10
Arizona	W	2-1	16-10
Arizona	W	5-0	17-10
Portland	W	11-1	18-10
at USC	L	2-9	18-11

at USC	W	13-3	19-11
at USC	L	0-7	19-12
Hawai'i-Hilo	W	10-2	20-12
Hawai'i-Hilo	W	11-9	21-12
Hawai'i-Hilo	W	21-3	22-12
Hawai'i-Hilo	W	11-0	23-12
UCLA	W	9-8	24-12
UCLA	L	1-6	24-13
UCLA	L	7-9	24-14
at Portland	W	11-4	25-14
Stanford	W	3-1	26-14
Stanford	W	4-3	27-14
Stanford	L	0-13	27-15
at Washington St.	W	18-1	28-15
at Washington St.	W	10-6	29-15
at Washington St.	W	22-21	30-15
at California	L	7-13	30-16
at California	L	1-2	30-17
at California	L	3-8	30-18
Washington	L	5-6	30-19
Washington	L	3-13	30-20
Washington	W	5-3	31-20
at Arizona State	L	7-13	31-21
at Arizona State	L	8-9	31-22
at Arizona State	L	2-5	31-23

2003

Head coach: Pat Casey
25-28, 7-17 Pacific-10

Pac-10: Tied-8th		Rec.	
at UC-Riverside	L	6-9	0-1
at UC-Riverside	W	8-6	1-1
at UC-Riverside	L	2-10	1-2
vs. Oklahoma State	W	4-0	2-2
vs. Gonzaga	W	5-1	3-2
vs. Arizona State	L	4-9	3-3
vs. New Mexico	W	18-16	4-3
vs. New Mexico State	L	7-15	4-4
vs. New Mexico	L	7-14	4-5
vs. New Mexico State	W	16-14	5-5
vs. CSU-Northridge	W	10-6	6-5
vs. San Diego State	W	10-6	7-5
vs. CSU-Northridge	L	8-10	7-6
vs. San Diego	L	9-10	7-7
at Portland	W	13-6	8-7
at Portland	W	9-0	9-7
Washington	L	5-9	9-8
Washington	L	5-9	9-9
vs. Washington St.	L	6-8	9-10
vs. Washington St.	W	4-0	10-10
UC-Santa Barbara	L	4-5	10-11
UC-Santa Barbara	W	4-3	11-11
UC-Santa Barbara	W	6-4	12-11
California	W	8-6	13-11
California	L	6-8	13-12
California	L	13-19	13-13
at Portland	W	18-6	14-13
at Washington	L	4-10	14-14
at Washington	L	8-9	14-15
at Washington	W	6-5	15-15
Portland	W	10-1	16-15
Washington St.	L	6-10	16-16
Washington St.	W	11-3	17-16
Washington St.	L	7-11	17-17
at Stanford	L	2-5	17-18
at Stanford	W	8-7	18-18
at Stanford	L	0-10	18-19
at Portland	W	14-4	19-19
USC	L	3-4	19-20
USC	L	2-3	19-21
USC	L	2-12	19-22
at UCLA	L	7-8	19-23
at UCLA	L	9-10	19-24
at UCLA	W	7-6	20-24
Concordia	W	13-2	21-24
George Fox	W	4-0	22-24
Arizona State	L	4-14	22-25
Arizona State	W	6-1	23-25
Arizona State	L	7-12	23-26
at Arizona	L	6-20	23-27

at Arizona	L	4-9	23-28
at Arizona	W	13-12	24-28
Portland	W	4-3	25-28

2004

Head coach: Pat Casey
31-22, 10-14 Pacific-10

Pac-10: Tied-6th		Rec.	
vs. Utah	W	8-6	1-0
vs. Gonzaga	W	8-6	2-0
vs. CSU-Northridge	W	3-2	3-0
at Texas-Arlington	W	7-0	4-0
vs. Arkansas-LR	W	8-3	5-0
vs. SW Missouri State	W	5-4	6-0
at UC-Riverside	W	16-3	7-0
vs. CSU-Sacramento	L	3-10	7-1
vs. Washington	W	13-8	8-1
vs. Citadel	L	6-7	8-2
at Hawai'i	L	1-10	8-3
vs. Chicago State	W	15-3	9-3
vs. Citadel	W	3-2	10-3
at Hawai'i	L	3-7	10-4
Gonzaga	W	12-2	11-4
Gonzaga	W	15-3	12-4
Gonzaga	L	5-10	12-5
Utah Valley State	W	11-5	13-5
Utah Valley State	W	7-0	14-5
Utah Valley State	L	4-5	14-6
at California	W	15-5	15-6
at California	L	5-11	15-7
at California	W	14-3	16-7
at Portland	W	25-4	17-7
Arizona	L	3-4	17-8
Arizona	L	7-14	17-9
Arizona	W	6-5	18-9
Stanford	L	8-11	18-10
Stanford	W	5-4	19-10
Stanford	L	4-16	19-11
at Washington	W	7-4	20-11
at Washington	W	6-4	21-11
at CSU-Sacramento	W	7-2	22-11
at CSU-Sacramento	W	9-1	23-11
at CSU-Sacramento	W	12-6	24-11
at USC	L	4-8	24-12
at USC	W	4-3	25-12
at USC	W	8-4	26-12
Washington	W	7-3	27-12
Washington	L	14-26	27-13
Washington	L	5-8	27-14
at Portland	L	2-6	27-15
at Arizona State	L	3-9	27-16
at Arizona State	L	1-3	27-17
at Arizona State	L	4-8	27-18
Portland	L	1-3	27-19
Portland	W	16-3	28-20
at Washington St.	W	3-2	29-20
at Washington St.	L	2-4	29-21
at Washington St.	W	5-3	30-21
UCLA	W	3-2	31-21
UCLA	L	2-12	31-22
UCLA	L	6-11	31-23

2005

Head coach: Pat Casey
46-12, 19-5 Pacific-10

Pac-10: 1st		Rec.	
vs. New Mexico State	W	19-0	1-0
vs. Gonzaga	L	1-3	1-1
vs. New Mexico State	W	11-2	2-1
at Arizona State	W	12-6	3-1
Portland	W	6-4	4-1
vs. UC-Davis	W	8-0	5-1
at San Diego	W	3-2	6-1
at UC-Santa Barbara	W	4-2	7-1
at UC-Santa Barbara	W	6-4	8-1
at UC-Santa Barbara	W	5-3	9-1
UC-Riverside	L	2-3	9-2
UC-Riverside	W	5-2	10-2
UC-Riverside	W	7-2	11-2

vs. Cal St.-Northridge	W	4-1	12-2
at Pepperdine	L	4-9	12-3
vs. Winthrop	W	8-2	13-3
CSU-Sacramento	W	8-2	14-3
CSU-Sacramento	W	7-4	15-3
CSU-Sacramento	W	9-3	16-3
at Portland	W	7-5	17-3
Dallas Baptist	L	7-17	17-4
Dallas Baptist	W	7-2	18-4
Dallas Baptist	W	11-3	19-4
Brigham Young	W	12-5	20-4
Brigham Young	W	11-6	21-4
California	W	11-1	22-4
California	W	5-2	23-4
California	W	4-2	24-4
at Stanford	W	9-7	25-4
at Stanford	W	11-10	26-4
at Stanford	L	3-4	26-5
at Arizona	L	5-7	26-6
at Arizona	W	17-1	27-6
at Arizona	L	6-7	27-7
Washington St.	W	5-4	28-7
Washington St.	W	8-1	29-7
Washington St.	W	7-6	30-7
Arizona State	W	6-5	31-7
Arizona State	L	1-3	31-8
Arizona State	W	5-1	32-8
Portland	W	6-2	33-8
at UCLA	W	3-1	34-8
at UCLA	W	10-4	35-8
at UCLA	W	16-3	36-8
at Washington	W	7-0	37-8
at Washington	W	10-4	38-8
at Washington	W	3-1	39-8
USC	W	5-4	40-8
USC	W	10-7	41-8
USC	L	2-12	41-9
Ohio State	W	4-3	42-9
St. John's (N.Y.)	W	11-1	43-9
St. John's (N.Y.)	W	19-3	44-9
USC	W	10-4	45-9
USC	L	8-9	45-10
USC	W	10-8	46-10
vs. Tulane	L	1-3	46-11
vs. Baylor	L	3-4	46-12

2006

Head coach: Pat Casey
50-16, 16-7 Pacific-10
Pac-10: 1st
NCAA champion

vs. Nevada	W	12-4	1-0
vs. Arizona State	W	11-0	2-0
vs. Gonzaga	L	5-6	2-1
at Pepperdine	W	7-6	3-1
at Pepperdine	L	2-6	3-2
at Pepperdine	L	1-7	3-3
vs. Brigham Young	W	12-2	4-3
at UC-Davis	L	1-2	4-4
at CSU-Sacramento	W	8-3	5-4
vs. St. Mary's (Calif.)	W	7-5	6-4
Nevada	W	13-4	7-4
Nevada	W	4-0	8-4
Nevada	W	8-1	9-4
Portland	W	3-1	10-4
at New Mexico	W	10-4	11-4
at New Mexico	L	2-13	11-5
at USC	W	4-1	12-5
at USC	L	3-11	12-6
at USC	L	1-4	12-7
Utah Valley State	W	7-5	13-7
Utah Valley State	W	9-4	14-7
Utah Valley State	W	13-6	15-7
at Pacific (Calif.)	W	6-4	16-7
vs. San Francisco	L	2-8	16-8
Texas-Pan American	W	5-4	17-8
Texas-Pan American	W	9-1	18-8
Texas-Pan American	W	14-1	19-8
Arizona	W	10-5	20-8

Arizona	W	10-2	21-8
Arizona	L	1-8	21-9
at Portland	W	14-9	22-9
Stanford	W	3-0	23-9
Stanford	W	1-0	24-9
Stanford	W	12-1	25-9
at California	W	5-2	26-9
at California	W	5-2	27-9
at California	W	9-7	28-9
Portland	L	13-20	28-10
Cal Poly	W	3-0	29-10
New Mexico	W	16-1	30-10
Cal Poly	W	8-4	31-10
New Mexico	W	8-2	32-10
Washington	L	4-6	32-11
Washington	W	5-3	33-11
Washington	W	7-1	34-11
at Arizona State	L	3-10	34-12
at Arizona State	L	3-6	34-13
at Arizona State	W	9-8	35-13
at Washington St.	W	16-1	36-13
at Washington St.	W	10-2	37-13
at Washington St.	W	13-3	38-13
UCLA	W	9-2	39-13
UCLA	L	1-3	39-14
Wright State	W	5-3	40-14
Kansas	W	11-3	41-14
Hawai'i	W	12-3	42-14
Stanford	W	4-3	43-14
Stanford	W	15-0	44-14
vs. Miami (Fla.)	L	1-11	44-15
vs. Georgia	W	5-3	45-15
vs. Miami (Fla.)	W	8-1	46-15
vs. Rice	W	5-0	47-15
vs. Rice	W	2-0	48-15
vs. North Carolina	L	3-4	48-16
vs. North Carolina	W	11-7	49-16
vs. North Carolina	W	3-2	50-16

2007

Head coach: Pat Casey
49-18, 10-14 Pacific-10
Pac-10: Tied-6th
NCAA champion

at Hawai'i-Hilo	W	5-0	1-0
at Hawai'i-Hilo	W	17-4	2-0
at Hawai'i-Hilo	W	9-3	3-0
at Hawai'i-Hilo	W	10-2	4-0
at Georgia	W	10-8	5-0
at Georgia	W	7-3	6-0
at Georgia	W	6-2	7-0
vs. Gonzaga	L	5-6	7-1
vs. Arizona State	W	12-4	8-1
vs. Missouri	W	9-2	9-1
at UC-Davis	W	11-2	10-1
vs. St. Mary's	L	1-4	10-2
at Sacramento State	W	18-5	11-2
at Texas A&M	L	2-5	11-3
vs. New Mexico	W	6-2	12-3
vs. St. Louis	W	2-0	13-3
at Texas A&M	W	6-5	14-3
Evansville	W	9-2	15-3
Evansville	W	6-2	16-3
Evansville	W	3-2	17-3
San Francisco	W	11-1	18-3
San Francisco	W	9-2	19-3
San Francisco	W	3-2	20-3
at Cal Poly	W	6-0	21-3
at Cal Poly	W	5-2	22-3
at Cal Poly	W	13-1	23-3
at Arizona	L	4-5	23-4
at Arizona	L	2-8	23-5
at Arizona	L	14-17	23-6
South California	W	9-5	24-6
South California	L	1-4	24-7
South California	W	9-8	25-7
Portland	W	12-4	26-7
California	W	1-0	27-7
California	L	0-4	27-8
California	W	5-3	28-8

UNLV	W	3-1	29-8
UNLV	W	10-2	30-8
UNLV	W	7-0	31-8
at Portland	W	10-1	32-8
at Stanford	W	13-7	33-8
at Stanford	L	7-9	33-9
at Stanford	W	8-6	34-9
vs. Washington	L	2-6	34-10
at Washington	L	6-9	34-11
at Washington	W	8-2	35-11
Washington St.	L	4-5	35-12
Washington St.	W	11-5	36-12
Washington St.	L	3-5	36-13
Arizona State	L	3-4	36-14
Arizona State	L	0-3	36-15
Arizona State	L	1-8	36-16
at UCLA	W	10-7	37-16
at UCLA	L	2-5	38-17
vs. Rutgers	W	5-1	39-17
at Virginia	L	4-7	39-18
vs. Rutgers	W	5-2	40-18
at Virginia	W	5-3	41-18
at Virginia	W	7-3	42-18
Michigan	W	1-0	43-18
Michigan	W	8-2	44-18
vs. Fullerton State	W	3-2	45-18
vs. Arizona State	W	12-6	46-18
vs. UC-Irvine	W	7-1	47-18
vs. North Carolina	W	11-4	48-18
vs. North Carolina	W	9-4	49-18

2008

Head coach: Pat Casey
28-24, 11-13 Pacific-10
Pac-10: 7th

vs. Vanderbilt	L	1-8	0-1
vs. Miami (Ohio)	W	8-3	1-1
at Arizona State	L	0-11	1-2
vs. Georgia	W	6-4	2-2
vs. Georgia	L	5-10	2-3
vs. Georgia	W	5-4	3-3
Portland	W	16-0	4-3
vs. Loyola Marymount	L	3-13	4-4
at San Diego	L	5-10	4-5
vs. Santa Clara	W	12-10	5-5
at San Diego State	W	22-3	6-5
at Nevada	L	1-10	6-6
at Nevada	W	17-10	7-6
Pepperdine	W	10-3	8-6
Pepperdine	W	9-7	9-6
Pepperdine	L	5-8	9-7
at BYU	W	15-7	10-7
at BYU	W	17-11	11-7
Washington	W	8-1	12-7
Washington	W	2-1	13-7
Washington	L	4-6	13-8
Portland	W	5-4	14-8
at California	L	2-5	14-9
at California	W	3-9	14-10
at California	W	9-2	15-10
Stanford	W	10-9	16-10
Stanford	L	4-6	16-11
Stanford	L	2-4	16-12
at Arizona State	W	6-4	17-12
at Arizona State	W	12-3	18-12
at Arizona State	L	12-15	18-13
Arizona	L	0-7	18-14
Arizona	W	4-3	19-14
Arizona	W	3-2	20-14
at Gonzaga	L	6-11	20-15
at Gonzaga	L	2-4	20-16
at Washington St.	L	3-10	20-17
at Washington St.	L	4-11	20-18
at Washington St.	W	19-9	21-18
vs. Portland	W	4-1	22-18
UCLA	W	10-1	23-18
UCLA	L	4-11	23-19
UCLA	W	8-7	24-19
Utah Valley	L	6-11	24-20

Utah Valley	W	8-4	25-20
at USC	L	3-5	25-21
at USC	L	2-5	25-22
at USC	L	5-6	25-23
at Long Beach State	L	0-10	25-24
Pacific	W	15-2	26-24
Pacific	W	8-6	27-24
Pacific	W	2-0	28-24

2009

Head coach: Pat Casey
37-19, 15-12 Pacific-10
Pac-10: 3rd

at Tennessee	L	4-5	0-1
at Tennessee	W	14-4	1-1
vs. Northern Illinois	W	23-7	2-1
vs. Missouri	W	12-8	3-1
at Arizona State	L	3-6	3-2
vs. Northern Illinois	W	2-1	4-2
vs. San Francisco	W	11-9	5-2
vs. Oklahoma State	L	5-7	5-3
vs. UC Riverside	W	5-1	6-3
vs. Texas Tech	W	9-6	7-3
vs. Missouri State	W	8-7	8-3
vs. Missouri State	L	3-5	8-4
vs. Missouri State	L	2-4	8-5
Utah Valley	W	7-0	9-5
Utah Valley	W	17-2	10-5
Saint Mary's	W	12-3	11-5
Saint Mary's	W	9-3	12-5
Hawai'i	W	8-4	13-5
at Oregon	W	7-1	14-5
vs. Oregon	L	2-3	14-6
vs. Oregon	W	8-1	15-6
California	W	8-4	16-6
California	W	6-2	17-6
California	W	5-4	18-6
at Arizona	W	9-5	19-6
at Arizona	L	5-6	19-7
at Arizona	W	8-3	20-7
BYU	W	7-6	21-7
BYU	W	8-4	22-7
USC	L	3-4	22-8
USC	L	2-5	22-9
USC	W	5-4	23-9
at UCLA	L	5-7	23-10
at UCLA	W	5-3	24-10
at UCLA	L	2-5	24-11
Oregon	W	10-2	25-11
Arizona State	L	2-4	25-12
Arizona State	W	4-3	26-12
Arizona State	W	10-5	27-12
at Portland	W	5-1	28-12
vs. Washington	W	6-4	29-12
at Washington	L	6-15	29-13
at Washington	L	3-4	29-14
Gonzaga	W	8-1	30-14
Washington St.	L	6-7	30-15
Washington St.	W	8-2	31-15
Washington St.	L	6-7	31-16
Oregon	W	2-0	32-16
vs. Oregon	W	14-4	33-16
at Stanford	W	5-0	34-16
at Stanford	L	6-7	34-17
at Stanford	W	5-2	35-17
vs. Texas A&M	W	9-8	36-17
at TCU	L	1-13	36-18
vs. Texas A&M	W	13-5	37-18
at TCU	L	4-5	37-19

2010

Head coach: Pat Casey
32-24, 12-15 Pacific-10
Pac-10: Tied-7th

at Hawaii	W	10-6	1-0
at Hawaii	W	7-3	2-0
at Hawaii	L	4-5	2-1
at Hawaii	W	5-0	3-1
Tennessee	W	17-1	4-1

Tennessee	L	2-9	4-2
Tennessee	W	2-1	5-2
vs. UC Riverside	W	10-3	6-2
vs. Arizona State	L	4-6	6-3
vs. Utah Valley	W	9-0	7-3
Utah	W	5-4	8-3
Portland	W	6-5	9-3
Portland	W	9-2	10-3
Maine	W	18-3	11-3
Maine	W	7-5	12-3
Maine	W	12-2	13-3
Maine	W	2-1	14-3
Southern Utah	W	11-1	15-3
Long Beach State	W	16-4	16-3
Long Beach State	L	1-7	16-4
Long Beach State	L	4-8	16-5
at USC	W	4-1	17-5
at USC	L	2-8	17-6
at USC	W	4-3	18-6
Portland	W	9-2	19-6
UCLA	W	4-1	20-6
UCLA	L	1-3	20-7
UCLA	L	2-8	20-8
Stanford	L	6-14	20-9
Stanford	L	3-5	20-10
Stanford	L	7-10	20-11
at Washington St.	L	1-5	20-12
at Washington St.	L	4-12	20-13
at Washington St.	W	3-2	21-13
at Oregon	L	4-9	21-14
at California	L	3-11	21-15
at California	L	4-14	21-16
at California	L	3-9	21-17
Oregon	W	2-1	22-17
Oregon	W	4-3	23-17
Oregon	W	6-5	24-17
San Diego	L	1-4	24-18
Washington	W	8-6	25-18
Washington	W	7-3	26-18
Washington	L	2-3	26-19
Seattle	W	12-2	27-19
at Arizona State	L	4-10	27-20
at Arizona State	L	5-6	27-21
at Arizona State	W	9-8	28-21
vs. Oregon	W	2-1	29-21
Arizona	W	6-3	30-21
Arizona	W	5-0	31-21
Arizona	L	1-3	31-22
vs. Florida Atlantic	W	6-4	32-22
at Florida	L	2-10	32-23
vs. Florida Atlantic	L	7-11	32-24

2011

Head coach: Pat Casey			
41-19, 17-10 Pacific-10			
Pac-10: Tied-2nd			
		Rec.	
vs. Gonzaga	W	4-3	1-0
vs. Gonzaga	W	4-2	2-0
at Fresno State	L	1-2	2-1
at Fresno State	L	4-5	2-2
vs. Connecticut	W	2-0	3-2
vs. Texas A&M-CC	L	7-8	3-3
vs. Indiana	W	7-5	4-3
vs. UT-San Antonio	W	10-7	5-3
Hartford	W	14-3	6-3
Hartford	W	16-1	7-3
Hartford	W	9-1	8-3
Hartford	W	13-2	9-3
Oregon	W	4-1	10-3
New Mexico State	W	7-0	11-3
VMI	W	13-3	12-3
VMI	W	5-1	13-3
at Long Beach State	W	4-0	14-3
at Long Beach State	W	9-6	15-3
at Long Beach State	L	1-2	15-4
Seattle	L	4-5	15-5
Seattle	W	4-2	16-5
UC Santa Barbara	W	6-3	17-5
UC Santa Barbara	W	11-5	18-5
UC Santa Barbara	L	3-8	18-6

at Arizona	L	0-18	18-7
at Arizona	W	10-4	19-7
at Arizona	W	8-4	20-7
at Portland	W	11-1	21-7
Arizona State	W	5-3	22-7
Arizona State	W	7-6	23-7
Arizona State	W	9-6	24-7
at Stanford	W	1-0	25-7
at Stanford	W	8-1	26-7
at Stanford	W	6-4	27-7
Washington St.	W	4-2	28-7
Washington St.	W	7-6	29-7
Washington St.	L	0-2	29-8
at Portland	W	6-1	30-8
at UCLA	W	7-5	31-8
at UCLA	W	2-0	32-8
at UCLA	L	2-5	32-9
Oregon	L	2-7	32-10
California	W	3-0	33-10
California	L	2-6	33-11
California	W	4-2	34-11
Portland	W	13-3	35-11
vs. Washington	W	6-4	36-11
at Washington	W	9-3	37-11
at Washington	L	6-7	37-12
USC	W	7-2	38-12
USC	L	3-8	38-13
USC	L	3-4	38-14
at Oregon	L	1-4	38-15
at Oregon	L	1-4	38-16
at Oregon	L	0-6	38-17
UALR	W	7-4	39-17
Creighton	W	5-1	40-17
Georgia	W	6-4	41-17
at Vanderbilt	L	1-11	41-18
at Vanderbilt	L	3-9	41-19

2012

Head coach: Pat Casey			
40-20, 18-12 Pac-12			
Pac-12: Tied-4th			
		Rec.	
at UC Santa Barbara	W	7-3	1-0
at UC Santa Barbara	W	3-2	2-0
at UC Santa Barbara	L	12-13	2-1
at UC Santa Barbara	W	8-6	3-1
vs. Pacific	W	10-7	4-1
at San Diego State	L	2-18	4-2
at San Diego	L	2-13	4-3
vs. Kansas State	W	13-5	5-3
vs. St. Mary's	L	4-5	5-4
vs. Winthrop	W	9-4	6-4
vs. Saint Louis	W	6-5	7-4
vs. Northern Illinois	W	11-3	8-4
West Virginia	W	11-0	9-4
Illinois	W	8-2	10-4
Connecticut	L	3-6	10-5
Oklahoma	W	11-7	11-5
at California	W	9-2	12-5
at California	W	4-1	13-5
at California	W	13-5	14-5
Arizona	W	6-5	15-5
Arizona	L	4-5	15-6
Arizona	L	5-7	15-7
Washington	L	2-3	15-8
Washington	W	9-0	16-8
Washington	W	5-3	17-8
Portland	W	8-2	18-8
at Arizona State	L	2-8	18-9
at Arizona State	L	2-3	18-10
at Arizona State	L	1-5	18-11
at Nevada	W	6-5	19-11
at Nevada	W	10-7	20-11
Arkansas-Pine Bluff	W	5-3	21-11
Arkansas-Pine Bluff	W	12-2	22-11
Arkansas-Pine Bluff	W	16-1	23-11
at Portland	W	5-0	24-11
UCLA	L	0-4	24-12
UCLA	W	3-0	25-12
UCLA	W	7-6	26-12
at Oregon	W	7-1	27-12

at USC	W	5-3	28-12
at USC	L	2-3	28-13
at USC	L	2-6	28-14
Stanford	L	2-8	28-15
Stanford	W	4-2	29-15
Stanford	W	5-4	30-15
at Oregon	L	2-3	30-16
at Utah	W	11-10	31-16
at Utah	L	3-4	31-17
at Utah	W	5-4	32-17
Portland	W	12-4	33-17
at Washington St.	W	10-2	34-17
at Washington St.	L	5-9	34-18
at Washington St.	W	7-5	35-18
Oregon	W	7-3	36-18
Oregon	W	3-2	37-18
Oregon	W	5-0	38-18
vs. Belmont	W	2-1	39-18
at LSU	L	1-7	39-19
vs. La.-Monroe	W	11-2	40-19
at LSU	L	5-6	40-20

2013

Head coach: Pat Casey			
52-13, 24-6 Pac-12			
Pac-12: 1st			
		Rec.	
vs. Utah Valley	W	5-2	1-0
vs. Gonzaga	W	9-2	2-0
vs. UC Riverside	W	14-3	3-0
vs. UC Riverside	W	5-4	4-0
at San Diego State	W	8-1	5-0
at San Diego State	W	2-0	6-0
at San Diego State	W	5-0	7-0
at San Diego State	W	7-1	8-0
Bryant	W	2-1	9-0
Bryant	W	7-2	10-0
Bryant	W	3-1	11-0
Bryant	W	14-0	12-0
Texas State	W	16-4	13-0
Texas State	W	6-3	14-0
Texas State	W	6-4	15-0
San Francisco	L	1-5	15-1
San Francisco	W	6-5	16-1
at Arizona	W	6-2	17-1
at Arizona	W	4-3	18-1
at Arizona	W	8-4	19-1
Arizona State	W	5-0	20-1
Arizona State	L	0-4	20-2
Arizona State	W	4-3	21-2
at San Diego	L	4-7	21-3
at San Diego	W	14-5	22-3
at San Diego	L	3-13	22-4
Portland	W	7-5	23-4
at UCLA	L	2-3	23-5
at UCLA	W	5-0	24-5
at UCLA	W	5-2	25-5
Oregon	L	3-6	25-6
Utah	W	1-0	26-6
Utah	W	8-3	27-6
Utah	W	4-1	28-6
at Portland	W	5-1	29-6
at Washington	L	1-5	29-7
at Washington	L	3-10	29-8
at Washington	W	8-0	30-8
at Seattle	W	4-3	31-8
USC	W	10-4	32-8
USC	W	3-0	33-8
USC	W	6-1	34-8
California	W	6-1	35-8
California	W	5-0	36-8
California	W	6-4	37-8
vs. Portland	W	4-3	38-8
at Stanford	W	7-3	39-8
at Stanford	W	10-4	40-8
at Stanford	W	5-4	41-8
at Oregon	L	0-3	42-9
at Oregon	W	9-0	43-9
at Oregon	W	12-2	44-9
Washington St.	L	9-10	44-10
Washington St.	W	4-0	45-10

Washington St.	W	7-6	45-10
UTSA	W	5-4	46-10
UC Santa Barbara	W	3-2	47-10
Texas A&M	W	6-1	48-10
Kansas State	L	2-6	48-11
Kansas State	W	12-4	49-11
Kansas State	W	4-3	50-11
vs. Mississippi St.	L	4-5	50-12
vs. Louisville	W	11-4	51-12
vs. Indiana	W	1-0	52-12
vs. Mississippi St.	L	1-4	52-13

2014

Head coach: Pat Casey			
45-14, 23-7 Pac-12			
Pac-12: 1st			
		Rec.	
vs. Gonzaga	W	4-3	1-0
vs. Nebraska	W	15-7	2-0
vs. Pacific	W	14-6	3-0
vs. Pacific	W	7-0	4-0
vs. Nebraska	L	2-9	4-1
vs. Michigan State	L	7-8	4-2
vs. Indiana	W	8-1	5-2
vs. Washington	W	3-2	6-2
Wright State	W	7-0	7-2
Wright State	W	6-4	8-2
Wright State	L	2-7	8-3
Wright State	W	13-2	9-3
Portland	W	5-0	10-3
Northern Illinois	W	6-0	11-3
Northern Illinois	W	2-0	12-3
Northern Illinois	W	12-2	13-3
Northern Illinois	W	10-0	14-3
Ohio State	W	4-3	15-3
at Utah	W	6-1	16-3
at Utah	W	5-1	17-3
at Utah	W	8-0	18-3
Arizona State	W	4-0	19-3
Arizona State	L	2-3	19-4
Arizona State	L	3-7	19-5
at Arizona	W	11-2	20-5
at Arizona	L	2-11	20-6
at Arizona	W	11-0	21-6
at Portland	W	9-6	22-6
Stanford	W	4-1	23-6
Stanford	W	1-0	24-6
Stanford	W	2-1	25-6
at Washington St.	L	1-4	25-7
at Washington St.	W	12-5	26-7
at Washington St.	W	8-1	27-7
at Sacramento St.	L	6-7	27-8
at Sacramento St.	W	8-1	28-8
Oregon	W	3-1	29-8
Oregon	W	4-2	30-8
Oregon	W	7-1	31-8
at California	W	10-4	32-8
at California	W	9-3	33-8
at California	W	5-0	34-8
at Oregon	W	4-3	35-8
UCLA	W	4-2	36-8
UCLA	W	9-3	37-8
UCLA	W	11-2	38-8
vs. Portland	W	8-4	39-8
Washington	L	2-4	39-9
Washington	W	1-0	40-9
Washington	W	3-0	41-9
at Oregon	L	2-6	41-10
at USC	L	2-4	41-11
at USC	W	2-0	42-11
at USC	L	1-3	42-12
North Dakota State	W	2-1	43-12
UC Irvine	L	2-14	43-13
UNLV	W	6-1	44-13
UC Irvine	W	4-0	45-13
UC Irvine	L	2-4	45-14

2015

Head coach: Pat Casey
39-18-1, 19-10-1 Pac-12

			Rec.
Pac-12: 2nd			
vs. Northwestern	W	2-1	1-0
vs. Michigan State	W	4-3	2-0
vs. New Mexico	L	4-7	2-1
vs. New Mexico	L	2-5	2-2
vs. Oklahoma State	W	5-3	3-2
vs. Kansas State	W	10-9	4-2
vs. Oklahoma	L	6-9	4-3
vs. Kansas	W	15-5	5-3
Grambling State	W	10-7	6-3
Grambling State	W	25-3	7-3
Grambling State	W	9-2	8-3
at Portland	W	14-2	9-3
Fresno State	W	2-1	10-3
Fresno State	W	5-2	11-3
Fresno State	W	12-2	12-3
Fresno State	W	2-1	13-3
Portland	W	12-3	14-3
at Arizona State	W	1-0	15-3
at Arizona State	L	3-4	15-4
at Arizona State	L	4-7	15-5
Washington State	W	5-2	16-5
Washington State	W	3-0	17-5
Washington State	W	2-1	18-5
San Jose State	W	6-1	19-5
San Jose State	W	8-2	20-5
Cal Poly	L	1-8	20-6
Cal Poly	L	2-7	20-7
Cal Poly	W	4-2	21-7
at UCLA	W	3-2	22-7
at UCLA	L	1-4	22-8
at UCLA	L	5-10	22-9
at Oregon	L	2-3	22-10
at Oregon	W	4-2	23-10
at Oregon	L	9-10	23-11
Arizona	W	3-1	24-11
Arizona	L	1-3	24-12
Arizona	W	5-3	25-12
USC	L	3-11	25-13
USC	W	3-2	26-13
USC	W	9-6	27-13
at Washington	W	4-2	28-13
at Washington	L	6-8	28-14
at Washington	W	4-1	29-14
Oregon	W	10-2	30-14
Utah	W	3-0	31-14
Utah	W	2-0	32-14
Utah	T	2-2	32-14
vs. Portland	W	20-0	33-14
at Stanford	W	5-2	34-14
at Stanford	W	7-5	35-14
at Stanford	W	12-3	36-14
Oregon	L	2-3	36-15
California	W	4-0	37-15
California	W	9-0	38-15
California	L	3-7	38-16
vs. Texas	W	5-4	39-16
vs. VCU	L	1-5	39-17
at Dallas Baptist	L	1-7	39-18

San Francisco	W	4-0	12-1
San Francisco	L	0-5	12-2
Arizona State	W	3-2	13-2
Arizona State	W	12-2	14-2
Arizona State	W	7-3	15-2
at Portland	W	13-6	16-2
at California	L	2-6	16-3
at California	L	0-5	16-4
at California	L	3-5	16-5
San Diego State	L	5-6	16-6
San Diego State	W	9-6	17-6
Washington	W	10-1	18-6
Washington	W	5-4	19-6
Washington	L	2-3	19-7
Central Arkansas	W	6-2	20-7
vs. Central Arkansas	W	6-2	21-7
Central Arkansas	W	7-1	22-7
at Washington St.	W	12-3	23-7
at Washington St.	L	5-7	23-8
at Washington St.	L	3-8	23-9
at Oregon	W	11-10	24-9
at Utah	W	10-4	25-9
at Utah	W	7-2	26-9
at Utah	L	6-7	26-10
at Oregon	L	6-7	26-11
Stanford	W	3-2	27-11
Stanford	L	0-6	27-12
Stanford	W	11-4	28-12
Seattle	W	5-4	29-12
at Arizona	L	1-6	29-13
at Arizona	L	1-4	29-14
at Arizona	L	5-6	29-15
vs. Portland	L	5-7	29-16
Oregon	L	4-7	29-17
Oregon	W	6-3	30-17
Oregon	L	3-6	30-18
at USC	W	3-1	31-18
at USC	L	1-10	31-19
at USC	W	4-1	32-19
UCLA	W	1-0	33-19
UCLA	W	3-0	34-19
UCLA	W	6-0	35-19

2016

Head coach: Pat Casey
35-19, 16-14 Pac-12

			Rec.
Pac-12: Tied-3rd			
vs. Ball State	W	7-6	1-0
vs. Utah Valley	L	9-12	1-1
vs. Minnesota	W	8-7	2-1
vs. Utah	W	10-2	3-1
vs. Kansas State	W	7-5	4-1
vs. Kansas State	W	14-0	5-1
vs. Kansas	W	9-3	6-1
vs. Kansas	W	3-1	7-1
at San Diego	W	7-2	8-1
vs. William & Mary	W	12-3	9-1
at San Diego	W	5-2	10-1
San Francisco	W	8-5	11-1

Game-By-Game Records

Best record by game number

Gm. #	W	L	Pct.	Times	Years (Last)
1	1 - 0	0	1.000	77	2016
2	2 - 0	0	1.000	58	2015
3	3 - 0	0	1.000	35	2014
4	4 - 0	0	1.000	26	2014
5	5 - 0	0	1.000	19	2013
6	6 - 0	0	1.000	16	2013
7	7 - 0	0	1.000	12	2013
8	8 - 0	0	1.000	8	2013
9	9 - 0	0	1.000	6	2013
10	10 - 0	0	1.000	5	1951, 1959, 1960, 1962, 2013
11	11 - 0	0	1.000	4	1951, 1959, 1962, 2013
12	12 - 0	0	1.000	4	1951, 1959, 1962, 2013
13	13 - 0	0	1.000	4	1951, 1959, 1962, 2013
14	14 - 0	0	1.000	4	1951, 1959, 1962, 2013
15	15 - 0	0	1.000	4	1951, 1959, 1962, 2013
16	16 - 0	0	1.000	2	1951, 1962
17	17 - 0	0	1.000	2	1951, 1962
18	18 - 0	0	1.000	2	1951, 1962
19	18 - 1	1	.947	3	1951, 1962, 2013
20	19 - 1	1	.950	2	1962, 2013
21	20 - 1	1	.952	2	1962, 2013
22	21 - 1	1	.954	1	1962
23	22 - 1	1	.956	1	1962
24	23 - 1	1	.958	1	1962
25	23 - 2	2	.920	1	1962
26	24 - 2	2	.923	1	1962
27	25 - 2	2	.926	1	1962
28	26 - 2	2	.929	1	1962
29	26 - 3	3	.896	1	1962
30	26 - 4	4	.867	2	1962, 2005
31	26 - 5	5	.838	2	1962, 2005
32	26 - 6	6	.813	3	1962, 2005, 2013
33	27 - 6	6	.818	2	2005, 2013
34	28 - 6	6	.824	1	2013

Gm. #	W	L	Pct.	Times	Years (Last)
35	29 - 6	6	.829	1	2013
36	29 - 7	7	.806	3	2005, 2011, 2013
37	30 - 7	7	.811	1	2005
38	31 - 7	7	.816	1	2005
39	31 - 8	8	.795	5	2014
40	32 - 8	8	.800	5	2014
41	33 - 8	8	.804	4	2005, 2007, 2013, 2014
42	34 - 8	8	.810	3	2005, 2013, 2014
43	35 - 8	8	.814	3	2005, 2013, 2014
44	36 - 8	8	.818	3	2005, 2013, 2014
45	37 - 8	8	.822	3	2005, 2013, 2014
46	38 - 8	8	.826	3	2005, 2013, 2014
47	39 - 8	8	.830	3	2005, 2013, 2014
48	40 - 8	8	.833	2	2005, 2013
49	41 - 8	8	.837	2	2005, 2013
50	41 - 9	9	.820	3	2005, 2013, 2014
51	42 - 9	9	.824	2	2005, 2013
52	43 - 9	9	.827	2	2005, 2013
53	44 - 9	9	.830	1	2005
54	45 - 9	9	.833	1	2005
55	45 - 10	10	.818	2	2005, 2013
56	46 - 10	10	.821	2	2005, 2013
57	47 - 10	10	.825	1	2013
58	48 - 10	10	.828	1	2013
59	48 - 11	11	.814	1	2013
60	49 - 11	11	.817	1	2013
61	50 - 11	11	.820	1	2013
62	50 - 12	12	.806	1	2013
63	51 - 12	12	.810	1	2013
64	52 - 12	12	.813	1	2013
65	52 - 13	13	.800	1	2013
66	50 - 16	16	.758	1	2006
67	49 - 18	18	.731	1	2007



TD Ameritrade Park Omaha, the home of the College World Series

Opponent	First	Last	W	L	T
Air Force	1970	1985	4	0	0
Albany	1927		1	0	
Albertson	1916		2	0	
Albuquerque	1967		0	2	
Arizona	1963	2016	32	36	
Arizona State	1963	2016	32	47	
Arkansas	1986	1995	1	2	
Arkansas-Pine Bluff	2012		3	0	
Baylor	2005		0	1	
Baker City	1914	1916	3	0	
Ball State	2016		1	0	
Belmont	2012		1	0	
Boise State	1975		1	0	
Bryant	2013		4	0	
BYU	1971	2009	15	6	
California	1916	2016	39	43	
UC-Davis	1955	2007	3	2	
UC-Irvine	1972	2014	2	3	
UC-Riverside	1970	2013	14	9	
UC-Santa Barbara	1968	2013	16	10	1
Cal Poly	1968	2015	8	3	1
Central Arkansas	2016		3	0	
Chico State	1920	1990	18	10	1
Cal State-Fullerton	1972	2007	1	4	
Cal State-Hayward	1974	1978	3	1	
Cal State-Los Angeles	1976	1978	1	3	
Cal State-Northridge	1999	2005	10	9	
Cal State-Sacramento	1961	2014	24	14	
Cal State-Sonoma	1988		2	1	
Cal State-Stanislaus	1975	1979	1	1	
Camp Adair	1943		1	1	
Camp Lewis	1921		1	0	
Canada Baseball Inst.	1994	1997	2	1	
Central Florida	1992	1998	2	1	
Central Michigan	2000		1	1	
CETYS (Mexico)	1998		1	0	
Chapman	1968	1972	2	1	
Chemawa	1907	1922	12	1	
Chicago State	2004		1	0	
Citadel	2004		1	1	
Clemson	1988	2001	2	3	
Colorado	1972		1	0	
Concordia (Ore.)	1980	2003	11	0	
Connecticut	2011	2012	1	1	
Cornell	1986		2	0	
Corvallis	1914		1	0	
Creighton	1996	2011	3	0	
Dallas Baptist	2005	2015	2	2	
Delaware	1976		1	0	
Duke	1952		0	1	
Eastern Michigan	1976		0	1	
Eastern Oregon	1968	1995	4	0	
Eastern Washington	1981	1990	32	10	
Eugene Emeralds	1957	1959	0	2	
Evansville	1992	2007	4	1	
Florida	2010		0	1	
Florida Atlantic	1998	2010	2	1	
Fresno State	1952	2015	13	28	
George Fox	1980	2003	13	1	
George Washington	1988		1	0	
Georgia	2006	2011	7	1	
Gonzaga	1919	2014	64	33	
Grambling State	1968	2015	4	0	
Grand Canyon	1966	1994	3	2	
Grant Tech	1953		1	0	
Hartford	2011		4	0	
Harvard	1985	1989	1	1	
Hawai'i	1961	2010	9	16	

Opponent	First	Last	W	L	T
Hawai'i-Hilo	1996	2007	9	0	1
Hawai'i Marines	1961		1	0	
Helena	1914		1	2	
Hickam Field Air Force	1961		1	0	
Howard	1997		1	0	
Humboldt State	1974		0	1	
Idaho	1910	1964	103	41	1
Illinois	2012		1	0	
Illinois-Chicago	1992		2	0	
Indiana	2011	2014	3	0	
Kansas	2006	2016	4	0	
Kansas State	1971	2016	8	4	
Keio (Japan)	1961		0	1	
Kelso	1924	1926	2	1	
Lafayette	1991		1	0	
LaVerne	1975		1	0	
Lewis & Clark	1947	1994	38	3	
Lewis-Clark State	1975	1997	9	6	
Linfield	1927	1997	74	15	
Long Beach State	1980	2011	4	9	
Louisiana-Monroe	2012		1	0	
Louisville	2013		1	0	
Loyola Marymount	1972	2008	1	2	
LSU	2012		0	2	
Maine	1978	2010	7	0	
McChord Air Force Base	1955		1	0	
McMinnville Tigers	1915		0	2	
McNeese State	1991		0	1	
Meiji (Japan)	1924	1929	1	1	
Miami (Fla.)	2006		1	1	
Miami (Ohio)	2008		1	0	
Michigan	2007		4	0	
Michigan State	1995	2015	2	2	
Minnesota	1990	2016	5	3	
Mississippi State	2013		0	2	
Missouri	1985	2009	3	0	
Missouri State	1993	2009	2	2	
Montana	1947	1960	5	0	
Mt. Angel	1912	1924	7	0	
Multnomah Athletic Cl.	1908	1928	7	7	
Naval Air	1961		0	1	
Nebraska	1999	2014	2	1	
Nevada	1962	2012	13	3	
New Mexico	1991	2015	8	4	
New Mexico State	1995	2011	7	2	
New York Colored Sox	1921		0	1	
Nittaidi (Japan)	1996		2	0	
North Carolina	2006	2007	4	1	
North Dakota State	2014		1	0	
Northern Arizona	1966	1977	3	3	
North Pacific Dental	1921	1933	5	0	
Northern Illinois	2009	2014	7	0	
Northwestern	1992	2015	1	2	
Notre Dame	1986		1	0	
Ohio State	1990	2014	4	1	
Oklahoma	1971	2015	3	6	
Oklahoma State	1991	2015	3	3	
Oral Roberts	1978	2002	4	3	
Oregon	1907	2016	174	162	
Oregon Tech	1974	1990	17	1	
Pacific (Calif.)	1977	2014	14	7	
Pacific (Ore.)	1912	1996	56	3	1
Pearl Harbor	1961		1	0	
Pendleton	1915		2	0	
Pepperdine	1977	2008	5	8	
Portland	1909	2016	165	61	
Portland Beavers	1981		1	0	
Portland Colts	1913		0	1	

Opponent	First	Last	W	L	T
Portland Roadsters	1911		0	1	
Portland State	1950	1998	106	48	
Puget Sound	1970	1980	10	3	
Regina	1913		1	4	
Rice	2006		2	0	
Richmond	1986		1	0	
Rutgers	2007		2	0	
Sacramento Senators	1920		0	2	
St. John's Bears	1926		1	0	
St. John's (N.Y.)	1970	2005	3	0	
St. Martin's	1998		3	0	
St. Mary's (Calif.)	1971	2012	4	3	1
Salem High	1907	1909	2	1	
Salem Senators	1924	1955	6	10	
San Diego	1973	2016	7	10	
San Diego State	1973	2016	12	7	1
San Francisco	1974	2016	10	5	
San Jose State	1953	2015	11	11	1
Santa Clara	1920	2008	4	14	1
Seattle	1952	2016	9	4	1
Seton Hall	1984		1	0	
South Florida	1998		1	0	
Southern California	1951	2016	30	52	
Southern Oregon	1964	1982	8	1	
Southern Utah	1992	2010	4	0	
Southwestern La.	1984	1991	1	1	
Spokane Indians	1916		0	2	
Stanford	1920	2016	41	44	
Saint Louis	2007	2012	2	0	
SubPac	1961		1	0	
Tennessee	2009	2010	3	2	
Texas	1952	2015	1	1	
Texas A&M	1988	2013	5	4	
Texas A&M-Corpus Chr.	2011		0	1	
Texas-Arlington	1993	2004	1	1	
Texas Christian	1993	2009	1	3	
Texas-Pan American	2006		3	0	
Texas-San Antonio	2011	2013	2	0	
Texas State	2013		3	0	
Texas Tech	1999	2009	2	1	
Tulane	1986	2005	0	3	
Tulsa	1970	1976	2	0	
UALR	2004	2011	2	0	
UCLA	1967	2016	34	36	
United States Int.	1987		1	0	
UNLV	1975	2014	6	4	
Utah	1973	2016	19	3	1
Utah Valley	2006	2016	10	3	
Valdosta State	1978		1	0	
Vanderbilt	2008	2011	0	3	
VCU	2015		0	1	
Virginia	2007		2	1	
VMI	2011		2	0	
Washington	1911	2016	236	192	2
Washington State	1910	2016	201	227	2
Western Kentucky	2002		1	0	
Western Oregon	1908	1995	69	9	
Western Washington	1975		1	0	
Westmont	1968	1969	2	0	
West Virginia	2000	2012	2	0	
Whitman	1908	1960	15	6	
Willamette	1907	1997	84	23	
William & Mary	2016		1	0	
Winthrop	2005	2012	2	0	
Wisconsin	1986		0	1	
Woodburn	1908		0	1	
Wright State	1996	2014	5	1	
Wyoming	1979		1	0	

Oregon State's Final Rankings

Year	BA	CB	USA	NCBWA	Rivals/PG	D1
1962	-	15	-	-	-	-
1963	-	10	-	-	-	-
1964	-	22	-	-	-	-
1985	-	29	-	-	-	-
1986	21	23	-	21	-	-
2005	7	7	7	7	7	-
2006	1	1	1	1	1	-
2007	1	1	1	1	1	-

Year	BA	CB	USA	NCBWA	Rivals/PG	D1
2009	-	24	-	24	25	-
2011	10	10	11	12	10	-
2012	24	25	22	22	23	-
2013	4	4	4	4	4	-
2014	13	17	12	14	10	-
2015	-	18	25	27	18	23

Key:
 BA-Baseball America; CB-Collegiate Baseball;
 USA-USA Today Coaches Poll; NCBWA-National Collegiate Baseball Writers Association; Rivals/PG-Rivals.com/Perfect Game; D1-D1Baseball.com

2006 & 2007 NATIONAL CHAMPIONS • 2013 & 2014 PAC-12 CHAMPIONS

5 College World Series Appearances: 1952, 2005, 2006, 2007, 2013 | **5 NCAA Super Regional Appearances:** 2005, 2006, 2007, 2011, 2013

16 NCAA Regional Appearances: 1952, 1962, 1963, 1983, 1985, 1986, 2005, 2006, 2007, 2009, 2010, 2011, 2012, 2013, 2014, 2015

2017 OREGON STATE BASEBALL

VERSUS OPPONENTS IN CURRENT CONFERENCES

Twitter.com/BeaverBaseball
Instagram.com/BeaverBaseball
Facebook.com/OregonStateBaseball

America East	First	Last	W	L	T
Bryant	2013		4	0	
Hartford	2011		4	0	
Maine	1978	2010	7	0	

Atlantic Coast	First	Last	W	L	T
Clemson	1988	2001	2	3	
Duke	1952		0	1	
Miami (Fla.)	2006		1	1	
North Carolina	2006	2007	4	1	
Virginia	2007		2	1	

Atlantic 10	First	Last	W	L	T
Richmond	1986		1	0	
St. Louis	2007	2012	2	0	
VCU	2015		0	1	

Big East	First	Last	W	L	T
Connecticut	2011	2012	1	1	
Louisville	2013		1	0	
Notre Dame	1986		1	0	
Rutgers	2007		2	0	
St. John's (N.Y.)	1970	2005	3	0	
Seton Hall	1984		1	0	
South Florida	1998		1	0	

Big South	First	Last	W	L	T
Florida Atlantic	1998	2010	2	1	
UALR	2004	2011	2	0	
VMI	2011		2	0	
Winthrop	2005	2012	2	0	

Big Ten	First	Last	W	L	T
Illinois	2012		1	0	
Indiana	2011	2014	3	0	
Michigan	2007		4	0	
Michigan State	1995	2014	1	2	
Minnesota	1990	2016	5	3	
Nebraska	1999	2014	2	1	
Northwestern	1992		0	2	
Ohio State	1990	2014	4	1	

Big 12	First	Last	W	L	T
Baylor	2005		0	1	
Kansas	2006	2016	4	0	
Kansas State	1971	2016	8	4	
Oklahoma	1971	2015	3	6	
Oklahoma State	1991	2015	3	3	
Texas	1952	2015	1	1	
Texas Christian	1993	2009	1	3	
Texas Tech	1999	2009	2	1	
West Virginia	2000	2012	2	0	

Big West	First	Last	W	L	T
UC-Davis	1955	2007	3	2	
UC-Irvine	1972	2014	2	3	
UC-Riverside	1970	2013	14	9	
UC-Santa Barbara	1968	2013	16	10	1
Cal Poly	1968	2015	8	3	1
Cal State-Fullerton	1972	2007	1	4	
Cal State-Northridge	1999	2005	10	9	
Hawai'i	1961	2010	9	16	
Long Beach State	1980	2011	4	9	
Pacific (Calif.)	1977	2014	14	7	

Colonial	First	Last	W	L	T
Delaware	1976		1	0	
William & Mary	2016		1	0	

Conference USA	First	Last	W	L	T
Central Florida	1992	1998	2	1	
Rice	2006		2	0	
Tulane	1986	2005	0	3	

Great West	First	Last	W	L	T
Chicago State	2004		1	0	
Texas-Pan American	2006		3	0	
Utah Valley	2006	2016	10	3	

Horizon	First	Last	W	L	T
Illinois-Chicago	1992		2	0	
Wright State	1996	2014	5	1	

Ivy	First	Last	W	L	T
Cornell	1986		2	0	
Harvard	1985	1989	1	1	

Mid-American	First	Last	W	L	T
Ball State	2016		1	0	
Central Michigan	2000		1	1	
Eastern Michigan	1976		0	1	
Miami (Ohio)	2008		1	0	

Missouri Valley	First	Last	W	L	T
Creighton	1996	2011	3	0	
Evansville	1992	2007	4	1	
Missouri State	1993	2009	2	2	
Northern Illinois	2009	2014	7	0	

Mountain West	First	Last	W	L	T
Air Force	1970	1985	4	0	
Fresno State	1952	2015	13	28	
Nevada	1962	2012	13	3	
New Mexico	1991	2015	8	4	
San Diego State	1973	2016	12	7	1
San Jose State	1953	2015	11	11	1
UNLV	1975	2014	6	4	

Ohio Valley	First	Last	W	L	T
Belmont	2012		1	0	

Pac-12	First	Last	W	L	T
Arizona	1963	2016	32	36	
Arizona State	1963	2016	32	47	
California	1916	2016	39	43	
Oregon	1907	2016	174	162	
Southern California	1951	2016	30	52	
Stanford	1920	2016	41	44	
UCLA	1967	2016	34	36	
Utah	1973	2016	19	3	1
Washington	1911	2016	236	192	2
Washington St.	1910	2016	201	227	2

Patriot	First	Last	W	L	T
Lafayette	1991		1	0	

Southern	First	Last	W	L	T
The Citadel	2004		1	1	

Southeastern	First	Last	W	L	T
Arkansas	1986	1995	1	2	
Florida	2010		0	1	
Georgia	2006	2011	7	1	
LSU	2012		0	2	
Mississippi State	2013		0	2	
Missouri	1985	2009	3	0	
Tennessee	2009	2010	3	2	
Texas A&M	1988	2013	5	4	
Vanderbilt	2008	2011	0	3	

Southland	First	Last	W	L	T
McNeese State	1991		0	1	
Texas A&M-Corpus Chr.	2011		0	1	
Texas-Arlington	1993	2004	1	1	
Texas-San Antonio	2011	2013	2	0	

Southwestern Ath.	First	Last	W	L	T
Arkansas-Pine Bluff	2012		3	0	
Grambling	1968	2015	4	0	

Summit	First	Last	W	L	T
North Dakota State	2014		1	0	
Oral Roberts	1978	2002	4	3	
Southern Utah	1992	2010	4	0	

Sun Belt	First	Last	W	L	T
Louisiana-Monroe	2012		1	0	
Texas State	2013		3	0	
Western Kentucky	2002		1	0	

West Coast	First	Last	W	L	T
BYU	1971	2009	15	6	
Gonzaga	1919	2014	63	33	
Loyola Marymount	1972	2008	1	2	
Pepperdine	1977	2008	5	8	
Portland	1909	2016	165	61	
St. Mary's (Calif.)	1971	2012	4	3	1
San Diego	1973	2016	7	10	
San Francisco	1974	2016	10	5	
Santa Clara	1920	2008	4	14	1
Seattle	1952	2016	9	4	1

Western Athletic	First	Last	W	L	T
Cal State-Sacramento	1961	2014	24	14	
Dallas Baptist	2005		2	1	
New Mexico State	1995	2011	7	2	



**Oregon State
Season Openers**

Total.....107
 Home 48
 Road 36
 Neutral 23
 Overall..... 77-30
 Home 39-9
 Road..... 21-15
 Neutral 17-6

Most runs.....23, 1960
 vs. Whitman

Least runs.....0, twice
 last: 1937 vs. Willamette

**Season Openers
Under Pat Casey**

Total..... 22
 Home 1
 Road 9
 Neutral 12
 Overall..... 16-6
 Home 1-0
 Road..... 5-4
 Neutral 10-2

Most runs.....19, 2005
 vs. New Mexico State

Least runs..... 1, 2008
 vs. Vanderbilt

1987

Oregon State 9
 Chico State 4
Chico, Calif.

1.	Bryan Ganter	RF
2.	Ken Bowen	SS
3.	Tim Lambert	1B
4.	Randy Duke	DH
5.	Rod Scheckla	3B
6.	Lance Rice	C
7.	Todd Gressler	LF
8.	Jeff Moore	CF
9.	Lestee Ceasar	2B
	John Sipple	P

1988

Oregon State 10
 Sonoma state 3
Sonoma, Calif.

1.	John Sipple	LF
2.	Tim Lambert	DH
3.	Aaron Anderson	RF
4.	Randy Duke	1B
5.	Lance Rice	C
6.	Ben Johnson	SS
7.	Jeff Brauning	2B
8.	Scott Sanders	CF
9.	Troy Haugen	3B
	Rod Scheckla	P

1989

Oregon State 4
 Chico State 3
Chico, Calif.

1.	Troy Haugen	2B
2.	Dennis Kluss	CF
3.	Jeff Otis	1B
4.	Jeff Brauning	SS
5.	Paul Pinion	DH
6.	Scott Sanders	LF
7.	Ben Johnson	C
8.	Erik Ostmo	RF
9.	R. A. Neitzel	3B
	Ken Neilson	P

1990

Oregon State 3
 Chico State 4
Chico, Calif.

1.	R.A. Neitzel	2B
2.	Aaron Anderson	RF
3.	Ben Johnson	SS
4.	Scott Sanders	LF
5.	Larry Vladic	DH
6.	Chris Kaleikilo	1B
7.	Dave Schoppe	3B
8.	Paul Sanders	C
9.	Dave Williams	CF
	Ken Neilson	P

1991

George Fox 3
 Oregon State 15
Corvallis, Ore.

No lineup available

1992

Concordia 2
 Oregon State 17
Corvallis, Ore.

1.	Dave Williams	CF
2.	Kevin Hooker	1B
3.	Aaron Anderson	RF
4.	David Anderson	LF
5.	Chad Busik	DH
6.	Jon Yonemitsu	2B
7.	Jamie Burke	3B
8.	Allen Snelling	SS
9.	Randy Hunter	C
	Jeff Post	P

1993

Oregon State 1
 California 10
Sacramento, Calif.

1.	AJ Marquardt	CF
2.	Jim Champion	1B
3.	Jason Akina	DH
4.	Jamie Burke	3B
5.	Randy Hunter	C
6.	Jon Yonemitsu	2B
7.	Brent Watts	RF
8.	Allen Snelling	SS
9.	Tim Kissiner	LF
	Scott Christman	P

1994

Western Oregon 1
 Oregon State 2
Corvallis, Ore.

1.	Brent Watts	CF
2.	Kevin Hooker	2B
3.	John Dixon	DH
4.	Jim Champion	1B
5.	Pat Meiwes	3B
6.	Tim Kissner	LF
7.	Tim Efraimson	RF
8.	David Schmidt	C
9.	Allen Snelling	SS
	Mike Thurman	P

1995

Western Oregon 3
 Oregon State 4
Corvallis, Ore.

1.	Scott Hardin	3B
2.	Kevin Hooker	2B
3.	Chris Wakeland	LF
4.	Marc Malloway	RF
5.	John Dixon	DH
6.	David Schmidt	C
7.	Pat Meiwes	1B
8.	Allen Snelling	SS
9.	Darren Bland	CF
	Jeremy Beard	P

1996

Oregon State 5
 Pacific 4
Stockton, Calif.

1.	Abino Vazquez	CF
2.	Ryan McDonald	2B
3.	Chris Wakeland	LF
4.	Matt Bailie	1B
5.	Mitch Gregg	DH
6.	David Schmidt	C
7.	Mike Leone	3B
8.	Jason Stanberg	RF
9.	Brandon Hageman	SS
	Andrew Checketts	P

1997

Oregon State 14
 Hawai'i 4
Honolulu, Hawai'i

1.	Ryan Hilts	LF
2.	Ryan Lipe	3B
3.	Ryan McDonald	2B
4.	Matt Bailie	1B
5.	Ben Bertrand	C
6.	Mike Leone	DH
7.	Jason Stanberg	RF
8.	Troy Schader	SS
9.	Tyson Vermillion	CF
	Andrew Checketts	P

1998

South Florida 6
 Oregon State 7
Melbourne, Fla.

1.	Jason Stanberg	RF
2.	Corrie Wilkie	2B
3.	Ben Bertrand	C
4.	Greg Conley	DH
5.	Ryan Lipe	3B
6.	Matt Bailie	1B
7.	Troy Schader	SS
8.	Drew Hedges	LF
9.	Casey Macomb	CF
	Mark Newell	P

1999

Oregon State 13
 Kansas State 6
Peoria, Ariz.

1.	Bryan Ingram	C
2.	Drew Hedges	LF
3.	Troy Schader	SS
4.	Curtis Davis	DH
5.	Tim Dryden	1B
6.	Josh Carter	3B
7.	Rob Colley	RF
8.	Corrie Wilkie	2B
9.	Eric Stark	CF
	B.R. Cook	P

2000

Kansas State 7
 Oregon State 6
Albuquerque, N.M.

1.	Eric Stark	CF
2.	Bryan Ingram	C
3.	Joe Gerber	1B
4.	Josh Carter	LF
5.	Drew Hedges	DH
6.	Rod Gott	RF
7.	Zach Gordon	2B
8.	Brian Barden	3B
9.	Will Hudson	SS
	Thad Johnson	P

2017 OREGON STATE BASEBALL**OPENING DAY LINEUPS**

Twitter.com/BeaverBaseball
 Instagram.com/BeaverBaseball
 Facebook.com/OregonStateBaseball

2001

Oregon State 7
 Cal-State Northridge 17
Northridge, Calif.

1.	Eric Stark	CF
2.	Bryan Ingram	C
3.	Josh Carter	RF
4.	Brian Barden	3B
5.	Andy Jarvis	1B
6.	Jason McBride	DH
7.	Chris Biles	LF
8.	Zach Gordon	2B
9.	Will Hudson	SS
	Thad Johnson	P

2002

Oregon State 5
 Arizona State 13
Mesa, Ariz.

1.	Tom Creighton	DH
2.	Kerisi Reynolds	2B
3.	Brian Barden	3B
4.	Chris Biles	RF
5.	Seth Pietsch	LF
6.	Andy Jarvis	1B
7.	Will Hudson	SS
8.	Paul Richie	C
9.	Woodward	CF
	Josh Garcia	P

2003

Oregon State 6
 UC-Riverside 9
Riverside, Calif.

1.	Seth Pietsch	LF
2.	Chris Kunda	2B
3.	Chris Biles	RF
4.	Andy Jarvis	1B
5.	Aaron Mathews	CF
6.	Jacoby Ellsbury	DH
7.	Tony Calderon	3B
8.	Paul Richie	C
9.	Rob Recuenco	SS
	Jake Postlewait	P

2004

Oregon State 8
 Utah 6
Surprise, Ariz.

1.	Aaron Mathews	CF
2.	Tyler Graham	DH
3.	Jacoby Ellsbury	RF
4.	Tony Calderon	SS
5.	Shea McFeely	3B
6.	Andy Jenkins	1B
7.	Mike Lissman	LF
8.	Paul Richie	C
9.	Chad Schroeder	2B
	Jake Postlewait	P

2005

New Mexico State 0
 Oregon State 19
Tempe, Ariz.

1.	Darwin Barney	SS
2.	Mitch Canham	1B
3.	Jacoby Ellsbury	CF
4.	Mike Lissman	LF
5.	Joey Ledesma	DH
6.	Shea McFeely	3B
7.	Chris Campos	RF
8.	Billy Munich	C
9.	Todd Shelton	2B
	Dallas Buck	P

2006

Nevada 4
 Oregon State 12
Surprise, Ariz.

1.	Cole Gillespie	LF
2.	Scott Santschi	RF
3.	Darwin Barney	SS
4.	Geoff Wagner	DH
5.	Shea McFeely	3B
6.	Mitch Canham	C
7.	Bill Rowe	1B
8.	Koa Kahalehoe	CF
9.	Chris Kunda	2B
	Dallas Buck	P

2007

Oregon State 5
 Hawai'i-Hilo 0
Hilo, Hawai'i

1.	Darwin Barney	SS
2.	Joey Wong	2B
3.	Jason Ogata	DH
4.	Mitch Canham	C
5.	Mike Lissman	LF
6.	Jordan Lennerton	1B
7.	Braden Wells	CF
8.	John Wallace	RF
9.	Lonnie Lechelt	3B
	Mike Stutes	P

2008

Vanderbilt 8
 Oregon State 1
Tempe, Ariz.

1.	Braden Wells	LF
2.	Joey Wong	SS
3.	Jason Ogata	2B
4.	Daniel Robertson	RF
5.	Drew George	1B
6.	Garrett Nash	DH
7.	Lonnie Lechelt	3B
8.	Erik Ammon	C
9.	Chris Hopkins	CF
	Mike Stutes	P

2009

Oregon State 4
 Tennessee 5
Knoxville, Tenn.

1.	Joey Wong	SS
2.	Adalberto Santos	CF
3.	Ryan Ortiz	C
4.	Logan Lotti	RF
5.	Blake Gibbs	DH
6.	Rob Folsom	LF
7.	Stefen Romero	1B
8.	Carter Bell	3B
9.	John Tommasini	2B
	Tanner Robles	P

2010

Oregon State 10
 Hawaii 6
Honolulu, Hawaii

1.	Rob Folsom	LF
2.	Michael Miller	RF
3.	Adalberto Santos	CF
4.	Jared Norris	1B
5.	Stefen Romero	3B
6.	Carter Bell	SS
7.	Brandon Hayes	DH
8.	Andrew Susac	C
9.	John Tommasini	2B
	Tyler Waldron	P

2011

Oregon State 4
 Gonzaga 3
Fresno, Calif.

1.	Garrett Nash	CF
2.	Brian Stamps	LF
3.	Andrew Susac	C
4.	Parker Berberet	DH
5.	Carter Bell	3B
6.	Tyler Smith	2B
7.	Jared Norris	1B
8.	Kavin Keyes	SS
9.	Jordan Poyer	RF
	Sam Gaviglio	P

2012

Oregon State 7
 UC Santa Barbara 3
Santa Barbara, Calif.

1.	Ryan Barnes	LF
2.	Kavin Keyes	3B
3.	Ryan Dunn	SS
4.	Jake Rodriguez	C
5.	Sam Montgomery	RF
6.	Dylan Davis	DH
7.	Danny Hayes	1B
8.	Joey Matthews	CF
9.	John Tommasini	2B
	Ben Wetzler	P

2013

Utah Valley 2
 Oregon State 5
Palm Springs, Calif.

1.	Max Gordon	CF
2.	Tyler Smith	SS
3.	Michael Conforto	LF
4.	Danny Hayes	1B
5.	Jerad Casper	3B
6.	Jake Rodriguez	C
7.	Kavin Keyes	DH
8.	Joey Matthews	RF
9.	Andy Peterson	2B
	Dan Child	P

2014

Gonzaga 3
 Oregon State 4
Tempe, Ariz.

1.	Jeff Hendrix	CF
2.	Andy Peterson	2B
3.	Michael Conforto	LF
4.	Dylan Davis	RF
5.	Michael Howard	DH
6.	Kavin Keyes	3B
7.	Jerad Casper	1B
8.	Logan Ice	C
9.	Trever Morrison	SS
	Andrew Moore	P

2015

Northwestern 1
 Oregon State 2
Surprise, Ariz.

1.	Jeff Hendrix	CF
2.	Trever Morrison	SS
3.	KJ Harrison	1B
4.	Michael Howard	DH
5.	Elliott Cary	RF
6.	Caleb Hamilton	3B
7.	Logan Ice	C
8.	Joey Jansen	LF
9.	Christian Donahue	2B
	Andrew Moore	P

2016

Ball State 6
 Oregon State 7
Surprise, Ariz.

1.	Christian Donahue	DH
2.	Nick Madrigal	2B
3.	Trever Morrison	SS
4.	KJ Harrison	1B
5.	Logan Ice	C
6.	Kyle Nobach	LF
7.	Jack Anderson	RF
8.	Cadyn Grenier	3B
9.	Steven Kwan	CF
	Drew Rasmussen	P



2013 CWS Participants Beavers Return To Omaha

The Oregon State baseball team returned to Omaha in 2013 after a five-year hiatus from the College World Series. The Beavers made the trip on the strength of an incredibly strong pitching staff and a balanced offense.

Much like past seasons, the Beavers relied heavily on a Northwest flavor with its roster. Twenty players on the team's 35-man roster hailed from either Washington or Oregon, including all three of the team's weekend starters, Matt Boyd, Ben Wetzler and Andrew Moore.

The Beavers broke the school record for victories with 52, won the Pac-12 Conference with a 24-6 record and advanced to the World Series after hosting both the Corvallis Regional and Corvallis Super Regional.

- Oregon State played its first ever games at TD Ameritrade Park Omaha, going 2-2. The two victories gave the Beavers 13 all-time wins in Omaha, with each belonging to head coach Pat Casey.

- Oregon State batted .290 during the postseason and finished with a 3.00 earned run average. Kavin Keyes paced OSU with a .357 batting average and Michael Conforto set the OSU single postseason record with six doubles. Ben Wetzler was stellar for the Beavers on the mound, posting a 3-0 record and 2.74 ERA. He, Matt Boyd and Andrew Moore combined to pitch in 76 of the team's 90 postseason innings (84.4 percent) and tallied a 6-2 record.

- Matt Boyd recorded the Beavers' first-ever complete-game effort at the College World Series in his last collegiate appearance when he shut out Indiana in a 1-0 win over June 19. It was just the 18th all-time 1-0 game at the College World Series, and the first since 1985.

- Oregon State's 52 victories surpassed the 2006 club's school-record 50-win season. The Beavers' 2013 winning percentage of .800 was the best mark in modern OSU history and led the Pac-12 Conference. The 52 wins is also the most by a Pac-12 school since Arizona State won 52 in 2010.

- The Beavers stretched their program record postseason appearances to five and in eight of the last nine seasons. Oregon State has made four NCAA College World Series appearances during that stretch.

- Oregon State won its third league title under head coach Pat Casey and did so with a 24-6 record. The 24 wins is the most by a league team since the then-Pac-10 unified prior to the 1999 season. The 24 wins is the most since USC won the Pac-10 South in 1996.

- Michael Conforto was named the Pac-12's Player of the Year and Andrew Moore earned Freshman of the Year honors. Both were also named All-Americans, as was Matt Boyd, giving the Beavers three in a year for just the second time in school history (the first coming in 2006).

- Moore was named a first-team All-American, becoming the first true freshman in OSU history to pick up the honor. Conforto, meanwhile, became just the fifth player in school history to record back-to-back All-American seasons.

- The Beavers lost consecutive games just once, in a doubleheader against Washington on April 20. Oregon State opened the year with 15 consecutive wins, and later had a 12-game win streak that began the day after the doubleheader loss. Oregon State headed into the postseason with 16 wins in its last 18 games.

- OSU finished with the nation's second-lowest ERA at 2.28, which also led the Pac-12 and set a new school record for best ERA. The Beavers also led the Pac-12 with a .217 batting average against and were second in fewest hits allowed at 454 and fifth in fewest walks allowed at 173, just 15 behind the Pac-12's leader.

- Oregon State found itself in the top 10 every weekend according to Baseball America. The Beavers were outside the top 10 just twice according to the other four major polls.

2013 Roster

No.	Pitchers	Yr.	B-T	Ht.	Wt.	Hometown
29	Clay Bauer	Jr.	R-R	6-6	211	Livermore, Calif.
31	Matt Boyd	Sr.	L-L	6-3	217	Mercer Island, WA
22	Cole Brocker	Sr.	R-R	6-2	219	Appleton, Wis.
36	Tony Bryant	Sr.	R-R	6-7	221	Kennewick, Wash.
41	Dan Child	Jr.	R-R	6-5	225	Rocklin, Calif.
19	Max Engelbrekt	Fr.	L-L	6-3	197	Seattle, Wash.
11	Jace Fry	So.	L-L	6-0	194	Beaverton, Ore.
18	Brandon Jackson	Jr.	R-R	6-0	185	Roseburg, Ore.
23	Andrew Moore	Fr.	R-R	5-11	180	Eugene, Ore.
25	Tyler Panton	Jr.	L-L	6-4	201	Bakersfield, Calif.
44	Zack Reser	So.	L-L	6-1	201	Beaverton, Ore.
37	Carlos Rodriguez	So.	L-L	6-1	205	Kapolei, Hawaii
24	Scott Schultz	Jr.	R-R	6-3	211	Gig Harbor, Wash.
26	Taylor Starr	Sr.	R-R	6-2	210	Longview, Wash.
28	Ben Wetzler	Jr.	L-L	6-1	209	Clackamas, Ore.
No.	Catchers	Yr.	B-T	Ht.	Wt.	Hometown
50	Beau Day	Jr.	R-R	6-0	230	Gresham, Ore.
6	Nate Esposito	So.	R-R	5-10	190	Granite Bay, Calif.
13	Jake Rodriguez	Jr.	R-R	5-9	200	Elk Grove, Calif.
No.	Infielders	Yr.	B-T	Ht.	Wt.	Hometown
15	Jerad Casper	Jr.	R-R	6-0	204	Maple Valley, WA
16	Gabe Clark	Fr.	R-R	6-0	210	Riverside, Calif.
9	Danny Hayes	Sr.	L-R	6-4	209	Rancho Murieta, CA
3	Kavin Keyes	Jr.	S-R	5-11	200	Sandy, Utah
7	Paul Martinez	Fr.	L-R	5-10	170	Riverside, Calif.
14	Andy Peterson	Jr.	R-R	5-10	170	La Palma, Calif.
1	Tyler Smith	Sr.	R-R	6-0	194	Thousand Oaks, CA
No.	Outfielders	Yr.	B-T	Ht.	Wt.	Hometown
33	Ryan Barnes	Sr.	R-R	5-11	205	West Linn, Ore.
8	Michael Conforto	So.	L-R	6-2	215	Woodinville, Wash.
10	Dylan Davis	So.	R-R	6-0	210	Redmond, Wash.
4	Max Gordon	Sr.	L-L	5-8	170	Ashland, Ore.
40	Jeff Hendrix	Fr.	L-R	5-11	181	Corvallis, Ore.
30	Ryan Howell	So.	R-R	5-10	200	Brentwood, Calif.
17	Joey Jansen	So.	L-L	5-11	175	Kennewick, Wash.
35	Joey Matthews	Sr.	R-R	5-10	193	Vacaville, Calif.
12	Nick Rulli	Jr.	R-R	6-1	185	Lake Oswego, Ore.
20	Zane Yanzick	So.	R-R	6-3	198	Beaverton, Ore.

Head Coach: Pat Casey
Assistant Coach: Pat Bailey
Assistant Coach: Andy Jenkins
Assistant Coach: Nate Yeskie
Undergraduate Assistant Coaches: Dallas Buck, Dylan Jones
Director of Operations: Ron Northcutt
Assistant Director of Operations: Patrick McLaughlin
Athletic Trainer: David Stricklin
Managers: Ryley Croghan, Peyton Gastellum, Brian Richardson
Athletic Communications: Hank Hager
Radio Broadcaster: Mike Parker
Video: Jeff Taylor



Corvallis Regional

May 31 • Corvallis, Ore.

UTSA 4
Oregon State 5

UTSA 1 0 0 0 0 1 1 1 0 - 4 6 1
 Oregon State 0 0 0 1 0 2 0 0 2 - 5 9 2
 WP-Engelbrekt, Max (5-1)
 LP-Sims, Matt (6-3)
 T-3:37 A-3222

June 1 • Corvallis, Ore.

Oregon State 3
UC Santa Barbara 2

Oregon State 0 1 0 0 0 1 0 0 1 - 3 10 0
 UCSB 0 1 1 0 0 0 0 0 0 - 2 5 2
 WP-Moore, Andrew (13-1)
 SV-Engelbrekt, Max (5)
 LP-Mahle, Greg (7-5)
 T-3:23 A-3535
 HR OSU - Barnes, Ryan

June 2 • Corvallis, Ore.

Oregon State 6
Texas A&M 1

Oregon State 0 0 0 0 1 0 2 0 3 - 6 14 0
 Texas A&M 1 0 0 0 0 0 0 0 0 - 1 4 2
 WP-Wetzler, Ben (8-1)
 LP-Jester, Jason (3-4)
 T-3:02 A-3362

Corvallis Super Regional

June 8 • Corvallis, Ore.

Kansas State 6
Oregon State 2

10 Innings

Kansas State 0 0 0 0 0 1 0 0 1 4 - 6 13 1
 Oregon State 0 0 0 2 0 0 0 0 0 0 - 2 7 2
 WP-Matthys, Jake (9-1)
 LP-Fry, Jace (0-1)
 T-3:48 A-3574

June 9 • Corvallis, Ore.

Oregon State 12
Kansas State 4

Oregon State 5 2 2 0 1 0 1 0 1 - 12 21 1
 Kansas State 0 1 0 2 0 0 0 0 1 - 4 6 1
 WP-Moore, Andrew (14-1)
 LP-McFadden, Blake (6-3)
 T-3:28 A-3602
 HR OSU-Conforto, Michael (11); Davis, Dylan (5)
 HR KSU-King, Jared (7)

June 10 • Corvallis, Ore.

Oregon State 4
Kansas State 3

Oregon State 0 2 0 1 1 0 0 0 0 - 4 6 0
 Kansas State 0 0 0 0 0 1 0 0 2 - 3 11 2
 WP-Wetzler, Ben (9-1)
 SV-Boyd, Matt (1)
 LP-Matthys, Jake (9-2)
 T-3:25 A-3564
 HR OSU-Hayes, Danny (6)

2013 Postseason Statistics

Player	AVG	G/GS	AB	R	H	RBI	2B	3B	HR	BB	SO	SB-ATT	SLG	OBA
Matthews, Joey	.500	2/0	2	1	1	0	1	0	0	0	0	0-0	1.000	.000
Keyes, Kavin	.357	10/10	42	6	15	4	1	1	0	1	6	1-1	.429	.364
Smith, Tyler	.318	10/10	44	6	14	5	3	0	0	5	4	0-0	.386	.388
Barnes, Ryan	.317	10/10	41	6	13	4	1	0	1	2	4	1-1	.415	.364
Conforto, Michael	.310	10/10	42	6	13	5	6	0	2	4	10	0-1	.595	.396
Peterson, Andy	.293	10/10	41	8	12	2	0	0	0	0	4	3-3	.293	.310
Davis, Dylan	.286	10/10	42	7	12	8	2	0	1	3	7	1-2	.405	.362
Hayes, Danny	.263	10/10	38	5	10	8	3	0	1	6	8	0-0	.421	.378
Hendrix, Jeff	.250	4/1	4	0	1	0	0	0	0	0	0	0-0	.250	.250
Rodriguez, Jake	.235	10/10	34	1	8	4	2	0	0	6	10	0-1	.294	.357
Gordon, Max	.167	9/9	24	3	4	3	0	0	0	3	3	1-1	.167	.286
Jansen, Joey	.000	1/0	1	0	0	0	0	0	0	0	1	0-0	.000	.000
Totals	.290	10/10	355	49	103	43	19	1	5	30	57	7-10	.392	.359

Pitcher	ERA	W-L	SV	G/GS	CG	SH	IP	H	R	ER	BB	SO	AVG	HR
Engelbrekt, Max	0.00	1-0	1	3/0	0	0	3.0	0	0	0	2	3	.000	0
Starr, Taylor	0.00	0-0	0	1/0	0	0	0.2	1	0	0	1	0	.500	0
Schultz, Scott	1.69	0-0	0	5/0	0	0	5.1	2	1	0	0	3	.292	0
Boyd, Matt	1.80	1-1	1	5/3	1	1	25.0	17	5	5	9	24	.202	0
Wetzler, Ben	2.74	3-0	0	3/3	1	0	23.0	21	7	7	11	21	.256	0
Moore, Andrew	3.86	2-1	0	4/4	0	0	28.0	26	14	12	7	17	.255	2
Fry, Jace	5.40	0-1	0	2/0	0	0	5.0	6	3	3	0	1	.316	0
Child, Dan	99.00	0-0	0	1/0	0	0	0.0	2	2	2	1	0	1.000	0
Totals	3.00	7-3	2	10/10	2	1	90.0	80	33	30	31	69	.246	2

College World Series

June 15 • Omaha, Neb.

Mississippi State 5
Oregon State 4

Miss. State 0 3 0 0 0 0 0 2 0 - 5 8 2
 Oregon State 2 0 0 1 1 0 0 0 0 - 4 10 1
 WP-Mitchell, Ross (13-0)
 SV-Holder, Jonathan (19)
 LP-Boyd, Matt (10-4)
 T-3:10 A-24473

June 17 • Omaha, Neb.

Louisville 4
Oregon State 11

Louisville 0 0 0 0 1 0 3 0 0 - 4 12 4
 Oregon State 0 0 3 7 0 0 1 0 X - 11 11 1
 WP-Wetzler, Ben (10-1)
 LP-Thompson, Jeff (11-2)
 T-3:30 A-18980

June 19 • Omaha, Neb.


Oregon State 1
Indiana 0

Oregon State 0 0 0 1 0 0 0 0 0 - 1 7 0
 Indiana 2 0 0 0 0 0 0 0 0 - 0 4 0
 WP-Boyd, Matt (11-4)
 LP-Slegers, Aaron (9-2)
 T-2:45 A-26035

June 21 • Omaha, Neb.

Oregon State 1
Mississippi State 4

Oregon State 0 0 0 0 0 1 0 0 0 - 1 8 1
 Miss. State 0 0 0 1 3 0 0 0 0 - 4 11 0
 WP-Graveman, Kendall (8-5)
 SV-Holder, Jonathan (21)
 LP-Moore, Andrew (14-2)
 T-2:32 A-18868
 HR MSU-Renfro, Hunter



Above: Jake Rodriguez Below: Michael Conforto





2007 National Champions Beavers Go Back-To-Back

The 2007 season was a special year for the Oregon State baseball team. The Beavers became just the fifth NCAA team to win back-to-back titles, and did so on the heels of their third consecutive trip to the College World Series in Omaha.

Oregon State was led by two of the most recognizable players in school history in Mitch Canham and Darwin Barney. OSU was buoyed on the mound by Mike Stutes, who ended the season with 12 victories - three came in the postseason, including two in the College World Series. The Beavers were blessed with a cast of players that included Joe Paterson, Daniel Turpen, Eddie Kunz, Jordan Lennerton, John Wallace, Joey Wong and others, who truly embraced the team concept and helped deliver spectacular performances throughout the College World Series and the postseason.

The Beavers swept through the postseason, going 11-1 en route to their second straight national championship.

- Oregon State trailed for just one inning during the College World Series, which consisted of a little less than 45 full innings for the Beavers. North Carolina held a 1-0 lead after one inning in the final game, but the Beavers answered back with three runs in the second to help boost them to the 9-3 win.

- Oregon State became the first team ever to win four straight CWS games by at least six runs. The Beavers' closest victory came in their first game, a 3-2 victory over Cal State Fullerton.

- Oregon State became just the sixth NCAA team to sweep its way through the College World Series. And OSU was the back-to-back title holder since the NCAA went to a best-of-three championship series.

- Jorge Reyes was named the College World Series Most Outstanding Player. Reyes went 2-0 at the World Series, defeating Cal State Fullerton and North Carolina.

- Oregon State opened the postseason as the No. 3 seed at the Charlottesville Regional on the campus of the University of Virginia. By winning the College World Series, Oregon State became the first No. 3 seed to do so.

- The Beavers opened postseason play by defeating Rutgers, 5-1. They lost their next game in 13 innings to Virginia, 7-4, but then went on win their next 10 games, the final one coming in Omaha.

- Oregon State came from a 3-0 deficit in the final game of the Charlottesville Regional to advance to a Super Regional against Michigan. Against UVA, OSU scored four runs in the final two innings and held on through a Joe Paterson victory to advance.

- The Beavers one-hit Michigan in the first game of the Super Regional at Goss Stadium, and scored a run in the ninth for the win. OSU dominated the second game, 8-2, to advance to the College World Series.

- Oregon State pitchers posted an incredible 2.57 earned run average through the post-season. Opponents hit just .210 against them and collected only 83 hits in 112 innings.

- Oregon State returned to Parker Plaza on the OSU campus after returning from Omaha and celebrated the second title in front of an estimated crowd of 6,000.

- Fifteen players on the championship squad would end up being drafted by Major League clubs at some point during their tenure at Oregon State. Two more ended up signing contracts as undrafted free agents.

- OSU finished the season with 49 victories, one off tying the school record.

2007 Roster

No.	Pitchers	Yr.	B-T	Ht.	Wt.	Hometown
32	Reed Brown	Jr.	R-R	6-4	210	Edmonds, Wash.
24	Brian Budrow	So.	R-R	6-3	220	Glendale, Ariz.
36	Bryn Card	Fr.	L-L	6-3	195	Klamath Falls, Ore.
30	Kyle Foster	Jr.	L-L	6-2	190	Castle Rock, Wash.
18	Mark Grbavac	So.	R-R	6-0	180	Portland, Ore.
	Chad Hegdahl	So.	L-L	6-2	180	Ashland, Ore.
4	Greg Keim	Sr.	R-R	5-11	175	Ontario, Ore.
2	Blake Keitzman	Fr.	L-L	5-11	170	Roseburg, Ore.
38	Josh Keller	So.	R-R	6-4	240	Portland, Ore.
44	Eddie Kunz	Jr.	R-R	6-6	250	Portland, Ore.
17	Anton Maxwell	Sr.	L-L	5-9	185	Anchorage, AK
19	Jake McCormick	Sr.	R-R	6-3	220	Marysville, Calif.
	Chad Nading	Fr.	R-R	6-5	210	Anchorage, AK
26	Joe Paterson	Jr.	L-L	6-1	205	McMinnville, Ore.
	Tyrell Poggemeyer	Fr.	R-R	6-1	180	Lowell, Ore.
23	Jorge Reyes	Fr.	R-R	6-2	175	Warden, Wash.
	Kraig Sitton	Fr.	L-L	6-5	170	McMinnville, Ore.
31	Alex Sogard	Fr.	L-L	6-3	210	Phoenix, Ariz.
33	Mike Stutes	Jr.	R-R	6-1	185	Lake Oswego, Ore.
28	Daniel Turpen	Jr.	R-R	6-4	215	McMinnville, Ore.
No.	Catchers	Yr.	B-T	Ht.	Wt.	Hometown
12	Erik Ammon	Jr.	R-R	5-11	195	Salem, Ore.
11	Mitch Canham	Jr.	L-R	6-2	212	Lake Stevens, Wash.
27	Ryan Ortiz	Fr.	R-R	6-3	185	San Diego, Calif.
39	Dale Solomon	Fr.	R-R	5-11	220	Moreno Valley, CA
No.	Infielders	Yr.	B-T	Ht.	Wt.	Hometown
6	Darwin Barney	Jr.	R-R	5-10	173	Beaverton, Ore.
	Hunter Beaty	Fr.	S-R	6-0	155	Mercer Island, WA
14	Brett Casey	Fr.	S-R	6-1	180	Corvallis, Ore.
16	Jackson Evans	Fr.	R-L	6-1	170	Vancouver, Wash.
29	Drew George	Jr.	S-R	6-2	181	Lebanon, Ore.
34	Joey Lakowske	Fr.	L-R	6-2	195	Corvallis, Ore.
15	Lonnie Lechelt	Jr.	R-R	6-0	195	Kennewick, Wash.
37	Jordan Lennerton	Jr.	L-L	6-2	230	Langley, B.C.
8	Jason Ogata	So.	R-R	6-0	190	Portland, Ore.
	Joe Pratt	Fr.	R-R	6-0	190	Monmouth, Ore.
1	Joey Wong	Fr.	L-R	5-10	160	Salem, Ore.
No.	Outfielders	Yr.	B-T	Ht.	Wt.	Hometown
	Scott Berke	Fr.	R-R	5-11	180	Las Vegas, Nev.
20	Chris Hopkins	Jr.	R-R	5-11	170	Oakland, Calif.
22	Koa Kahalehoe	So.	L-L	5-9	185	Las Vegas, Nev.
3	Mike Lissman	Sr.	R-L	6-0	215	Ontario, Ore.
21	Scott Santschi	Sr.	L-R	6-0	190	Vancouver, Wash.
35	John Wallace	So.	L-R	6-0	205	Reno, Nev.
9	Braden Wells	Jr.	R-R	6-0	205	Glendale, Ariz.

Head Coach: Pat Casey
Associate Head Coach: Dan Spencer
Assistant Coach: Marty Lees
Assistant Coach: David Wong
Undergraduate Assistant Coach: Kurt Steele
Athletic Trainer: David Stricklin
Assistant Athletic Trainer: Keita Shimada
Managers: Peter Hughes, Brian Pecor
Administrative Assistants: Stephanie Kondos, Lexi Crawford
Head Groundskeeper: Al Kirk
Sports Information: Kip Carlson
Radio Broadcaster: Mike Parker



Charlottesville Regional

June 1 • Charlottesville, Va.

Oregon State 5
Rutgers 1

Oregon State 0 1 1 0 3 0 0 0 0 - 5 11 1
 Rutgers 1 0 0 0 0 0 0 0 0 - 1 7 1
 WP-Paterson, Joe (8-6)
 SV-Turpen, Daniel (1)
 LP-Healing, Steve (10-4)
 T-2:23 A-2097

June 2 • Charlottesville, Va.

Virginia 7
Oregon State 4

13 Innings
 Virginia 1 0 0 0 1 0 1 0 0 3 - 7 11 0
 Oregon State 2 0 0 0 1 0 0 0 1 0 0 - 4 10 2
 WP-Lambert, Casey (3-2)
 LP-Kunz, Eddie (2-1)
 T-4:53 A-3212
 HR OSU - Barney, Darwin

June 4 • Charlottesville, Va.

Rutgers 2
Oregon State 5

Rutgers 0 0 0 0 1 1 0 0 0 - 2 7 3
 Oregon State 1 0 0 2 0 1 1 0 X - 5 11 4
 WP-Reyes, Jorge (5-3)
 SV-Turpen, Daniel (2)
 LP-Giannini, Matt (5-5)
 T-2:55 A-1984
 HR OSU - Lechelt, Lonnie
 HR RUT - Meade, Frank

June 4 • Charlottesville, Va.

Oregon State 5
Virginia 3

Oregon State 0 0 0 0 0 1 0 3 1 - 5 11 1
 Virginia 0 0 0 0 3 0 0 0 0 - 3 5 4
 WP-Paterson, Joe (9-6)
 LP-Schwimer, Michael (3-1)
 T-3:08 A-3212
 HR OSU - Hopkins, Chris; Lennerton, Jordan

June 5 • Charlottesville, Va.

Virginia 3
Oregon State 7

Virginia 0 3 0 0 0 0 0 0 0 - 3 7 1
 Oregon State 2 3 0 0 0 2 0 0 X - 7 12 1
 WP-Kunz, Eddie (3-1)
 SV-Paterson, Joe (1)
 LP-Lambert, Casey (3-3)
 T-3:04 A-2389
 HR OSU - Lechelt, Lonnie

Corvallis Super Regional

June 10 • Corvallis, Ore.

Oregon State 1
Michigan 0

Oregon State 0 0 0 0 0 0 0 0 1 - 1 1 0
 Michigan 0 0 0 0 0 0 0 0 0 - 0 4 0
 WP-Paterson, Joe (10-6)
 SV-Kunz, Eddie (11)
 LP-Putnam, Zach (8-5)
 T-2:32 A-3284

2007 Postseason Statistics

Player	AVG	G/GS	AB	R	H	RBI	2B	3B	HR	BB	SO	SB-ATT	SLG	OBA
Santschi, Scott	.417	9/8	24	4	10	7	2	0	1	7	2	0-0	.625	.548
Wallace, John	.364	9/6	22	6	8	6	1	2	0	3	8	2-2	.591	.423
Barney, Darwin	.347	12/12	49	10	17	11	2	0	2	7	4	3-3	.510	.431
Wong, Joey	.340	12/12	47	8	16	7	2	0	0	4	11	0-0	.383	.415
Ogata, Jason	.308	9/6	26	0	8	7	0	0	0	2	7	1-1	.308	.345
Hopkins, Chris	.294	12/12	51	14	15	4	3	0	1	6	6	4-5	.412	.390
Lissman, Mike	.279	12/12	43	9	12	8	1	0	2	10	7	2-2	.442	.426
Wells, Braden	.263	12/4	19	4	5	0	0	0	0	1	7	2-3	.263	.333
Lechelt, Lonnie	.256	12/12	43	7	11	3	4	1	2	2	17	3-3	.535	.304
Canham, Mitch	.250	12/11	48	4	12	6	0	0	1	4	12	1-1	.313	.339
Lennerton, Jordan	.244	12/12	45	11	11	6	1	0	4	6	14	0-0	.533	.333
Ammon, Erik	.000	2/1	1	0	0	0	0	0	0	1	0	0-0	.000	.500
Kahalehoe, Koa	.000	5/0	1	0	0	0	0	0	0	0	0	0-0	.000	.000
Ortiz, Ryan	.000	1/0	0	0	0	0	0	0	0	0	0	0-0	.000	1.000
Totals	.298	12/12	419	77	125	65	16	3	13	53	95	18-20	.444	.389

Pitcher	ERA	W-L	SV	G/GS	CG	SH	IP	H	R	ER	BB	SO	AVG	HR
Grbavac, Mark	0.00	0-0	0	4/0	0	0	3.1	3	0	0	3	4	.250	0
Maxwell, Anton	0.00	0-0	0	2/0	0	0	0.2	0	0	0	1	0	.000	0
Keim, Greg	0.00	0-0	0	1/0	0	0	0.2	1	0	0	0	1	.333	0
Paterson, Joe	1.11	3-0	2	9/1	0	0	24.1	16	4	3	2	20	.190	1
Turpen, Daniel	1.96	1-0	2	4/2	0	0	18.1	12	4	6	4	6	.188	0
Reyes, Jorge	2.13	3-0	0	4/4	0	0	25.1	20	6	6	7	11	.220	2
Kunz, Eddie	3.24	1-1	2	5/0	0	0	8.1	7	4	3	3	3	.241	0
Stutes, Mike	4.50	3-0	0	5/5	0	0	30.0	22	15	15	17	28	.202	3
Keitzman, Blake	9.00	0-0	0	2/0	0	0	1.0	3	1	1	0	0	1.500	0
Totals	2.57	11-1	6	12/12	0	1	112.0	83	34	32	39	82	.210	6

June 11 • Corvallis, Ore.

Michigan 2
Oregon State 8

Michigan 0 0 0 0 0 1 0 0 1 - 2 4 0
 Oregon State 0 4 0 0 3 0 0 1 X - 8 8 0
 WP-Stutes, Mike (10-4)
 LP-Wilson, Mike (7-1)
 T-3:00 A-3178
 HR MICH - Rose, Eric 2

College World Series

June 16 • Omaha, Neb.

Oregon State 3
Cal-State Fullerton 2

Oregon State 1 1 0 0 0 0 1 0 0 - 3 7 1
 CSF Fullerton 0 1 0 0 0 0 1 0 - 2 6 1
 WP-Reyes, Jorge (6-3)
 SV-Kunz, Eddie (12)
 LP-Roemer, Wes (11-7)
 T-2:59 A-26559
 HR OSU - Lissman, Mike; Santschi, Scott
 HR CSUF - Mahin, Nick

June 18 • Omaha, Neb.

Arizona State 6
Oregon State 12

Arizona State 0 1 0 0 0 0 4 0 1 - 6 7 2
 Oregon State 2 4 1 1 3 0 0 X - 12 18 1
 WP-Stutes, Mike (11-4)
 LP-Flores, Brian (11-2)
 T-3:34 A-21692
 HR OSU - Lissman, Mike; Lennerton, Jordan

June 20 • Omaha, Neb.

UC-Irvine 1
Oregon State 7

UC-Irvine 0 0 0 1 0 0 0 0 0 - 1 5 1
 Oregon State 0 0 4 0 1 0 1 1 X - 7 11 0
 WP-Turpen, Daniel (10-1)
 LP-Bergman, Christian (0-4)
 T-2:59 A-29921
 HR OSU - Canham, Mitch

June 23 • Omaha, Neb.

North Carolina 4
Oregon State 11

North Carolina 0 0 0 2 0 1 1 0 - 4 12 2
 Oregon State 0 2 1 0 1 2 4 1 X - 11 12 2
 WP-Reyes, Jorge (7-3)
 SV-Paterson, Joe (2)
 LP-White, Alex (6-7)
 T-3:17 A-26887
 HR OSU - Lennerton, Jordan
 HR UNC - Johnson, Benji

June 24 • Omaha, Neb.

Oregon State 9
North Carolina 3

Oregon State 0 3 1 0 1 0 2 0 2 - 9 13 0
 North Carolina 0 1 0 1 0 0 0 0 - 3 9 2
 WP-Stutes, Mike (12-4)
 LP-Putkonen, Luke (8-2)
 T-3:29 A-25012
 HR OSU - Barney, Darwin; Lennerton, Jordan
 HR UNC - Ackley, Dustin



2006 National Champions OSU Wins Its First Title

Oregon State went to the 2006 College World Series in Omaha as veterans after the Beavers made their second all-time appearance at the CWS in 2005.

The Beavers returned a number of players who made the 2005 appearance, and who were bounced after two games. That left them hungry, knowing they wanted more. And in 2006, they did not disappoint as Oregon State went 6-2 over eight games in Omaha to claim its first national championship.

The Beavers dispatched of North Carolina in the national title series. Oregon State lost to the Tar Heels, 4-3, in the first game, and saw itself behind UNC, 5-0, after three-and-a-half innings, but the Beavers scored seven in the bottom of the fourth and forced a third game after an 11-7 victory. A North Carolina error in the eighth gave the Beavers a run, breaking a 2-2 tie in the deciding game, and ultimately, the victory.

That national championship victory made the Beavers the first NCAA title holder from the Pacific-10 Conference since USC in 1998.

- Oregon State became the first team from the Pacific Northwest to win the national title, and the first from the northern part of the country to win it in 40 years.

- The Beavers were the first team to ever face six elimination games at the College World Series. And OSU became the first national championship club to win despite losing two games in Omaha.

- Oregon State opened its trip in Omaha by losing to Miami, 11-1. By virtue of that loss, the Beavers became just the second team in the last 25 years to win the title after losing their first game.

- Right-handed starter Jonah Nickerson was named the Most Outstanding Player of the College World Series. He made three CWS appearances, throwing 21 2/3 innings, allowing just four runs (two earned), 12 hits and four walks. Nickerson struck out 19.

- Nickerson ended the postseason with a 4-0 record, winning at least one game in the NCAA Regional, NCAA Super Regional and College World Series. He threw 36 2/3 innings over five games and allowed just 20 hits to go along with 34 strikeouts and a 1.23 ERA.

- Nickerson paced the Oregon State pitching staff, which saw eight pitchers contribute in the postseason run. Only one pitcher had an ERA above 5.00, and the team combined to limit opponents to a .219 batting average.

- Offensively, the Beavers finished with a .302 average as a team through 13 postseason games. Tyler Graham paced the way for the Beavers with a .426 batting average while Bill Rowe was close behind with a .419 mark. His 18 runs batted in led the team.

- Oregon State opened the postseason by hosting an NCAA Regional and the Beavers outscored their opponents - Wright State, Kansas and Hawaii - by a combined 28-9 mark. Oregon State never trailed during regional play.

- The Beavers defeated Stanford, 4-3, to open Super Regional play at Goss in the next round, then shut out the Cardinal, 15-0, in the second game to advance to Omaha. The 15-run win marked the second-biggest in the school's postseason history and was just the second shutout ever thrown, at the time, by OSU pitchers in NCAA play.

- Oregon State advanced to the postseason by winning the Pac-10 title and was named a No. 1 seed at its own regional.

- The Beavers ended the 2006 season with 50 victories, a school-record. It eclipsed the previous record of 46 set in 2005.

2006 Roster

No.	Pitchers	Yr.	B-T	Ht.	Wt.	Hometown
42	Bret Bochslers	Fr.	L-L	6-1	170	Redmond, Wash.
32	Reed Brown	So.	R-R	6-4	210	Edmonds, Wash.
2	Dallas Buck Jr.	R-R	6-3	210	Newberg, Ore.	
24	Brian Budrow	Fr.	R-R	6-4	215	Glendale, Ariz.
46	Bryn Card	Fr.	L-L	6-3	175	Klamath Falls, Ore.
18	Mark Grbavac	Fr.	R-R	6-0	180	Portland, Ore.
6	Kevin Gunderson Jr.	R-L	5-10	165	Portland, Ore.	
4	Greg Keim	Jr.	R-R	5-11	175	Ontario, Ore.
36	Jon Koller	Sr.	R-R	6-6	230	Carlsbad, Calif.
44	Eddie Kunz	So.	R-R	6-5	250	Portland, Ore.
17	Anton Maxwell Jr.	L-L	5-9	180	Anchorage, Alas.	
34	Jonah Nickerson Jr.	R-R	6-1	195	Oregon City, Ore.	
26	Joe Paterson	So.	L-L	6-1	195	McMinnville, Ore.
31	Alex Sogard	Fr.	L-L	6-3	200	Phoenix, Ariz.
33	Mike Stutes	So.	R-R	6-1	185	Lake Oswego, Ore.
27	Rob Summers	Fr.	R-R	6-0	188	Beaverton, Ore.
28	Daniel Turpen	So.	R-R	6-4	215	McMinnville, Ore.
No.	Catchers	Yr.	B-T	Ht.	Wt.	Hometown
12	Erik Ammon	So.	R-R	5-11	195	Salem, Ore.
11	Mitch Canham	So.	L-R	6-2	212	Lake Stevens, Wash.
1	Casey Priseman	So.	R-R	6-1	195	Woodinville, Wash.
39	Dale Solomon	Fr.	R-R	5-11	205	Moreno Valley, Calif.
No.	Infielders	Yr.	B-T	Ht.	Wt.	Hometown
10	Darwin Barney	So.	R-R	5-10	175	Beaverton, Ore.
30	Brett Casey	Fr.	S-R	6-0	170	Corvallis, Ore.
16	Cory Ellis	Fr.	R-R	5-7	160	Portland, Ore.
14	Ryan Gipson	Sr.	R-R	5-11	182	Central Point, Ore.
3	Chris Kunda	Sr.	R-R	6-0	175	Philomath, Ore.
15	Lonnie Lechelt	So.	R-R	6-0	193	Kennewick, Wash.
29	Shea McFeely	Sr.	R-R	6-1	210	Federal Way, Wash.
41	Sean Rockey	Fr.	R-R	6-0	180	Sammamish, Wash.
38	Bill Rowe	Jr.	L-L	6-3	230	Ashland, Ore.
No.	Outfielders	Yr.	B-T	Ht.	Wt.	Hometown
40	Derek Engelke	So.	L-L	5-10	175	Newberg, Ore.
9	Cole Gillespie	Jr.	R-R	6-1	200	West Linn, Ore.
21	Tyler Graham	Jr.	R-R	6-1	185	Great Falls, Mont.
22	Koa Kahalehoe	Fr.	L-L	5-10	195	Las Vegas, Nev.
45	Joey Lakowske	Fr.	L-R	6-2	195	Corvallis, Ore.
20	Greg Laybourn	Fr.	R-R	5-10	190	Portland, Ore.
8	Mike Lissman	Jr.	R-R	6-0	200	Ontario, Ore.
19	Jake McCormick Jr.	R-R	6-3	225	Marysville, Calif.	
23	Scott Santschi Jr.	L-R	6-0	190	Vancouver, Wash.	
37	Geoff Wagner	Sr.	L-L	6-2	215	Redmond, Ore.
35	John Wallace	Fr.	L-R	6-0	200	Reno, Nev.

Head Coach: Pat Casey

Associate Head Coach: Dan Spencer

Assistant Coach: Marty Lees

Volunteer Assistant Coach: David Wong

Director of Operations: Ron Northcutt

Athletic Trainers: David Stricklin, Travis Tims

Managers: Peter Hughes, Brian Pecor

Administrative Assistant: Stephanie Kondos

Academics: Ardell Bailey

Equipment: Tom Williams

Head Groundskeeper: Al Kirk

Sports Information: Kip Carlson

Video: Jeff Taylor

Radio Broadcaster: Mike Parker



Corvallis Regional

June 2 • Corvallis, Ore.

Wright State	3
Oregon State	5
Wright State	0 0 0 0 2 1 0 0 0 - 3 7 1
Oregon State	1 0 0 2 0 0 0 2 X - 5 9 2
WP-Kunz, Eddie (2-0)	
SV-Gunderson, Kevin (16)	
LP-Smith, Joe (3-1)	
T-2:39 A-2587	
HR OSU - Gillespie, Cole	

June 3 • Corvallis, Ore.

Kansas	3
Oregon State	11
Kansas	0 0 0 0 1 0 0 2 0 - 3 4 1
Oregon State	0 7 0 2 0 0 0 2 X - 11 11 1
WP-Nickerson, Jonah (10-4)	
LP-Land, S. (5-7)	
T-2:34 A-2967	
HR OSU - Kunda, Chris 2	
HR KU - Simpson; Price, Ry.	

June 4 • Corvallis, Ore.

Oregon State	12
Hawaii	3
Oregon State	1 0 3 0 1 0 3 4 0 - 12 13 1
Hawaii	0 0 0 2 0 1 0 0 0 - 3 9 2
WP-Stutes, Mike (7-2)	
LP-Daly, Matt (6-2)	
T-3:23 A-2783	

Corvallis Super Regional

June 10 • Corvallis, Ore.

Stanford	3
Oregon State	4
Stanford	0 0 2 0 1 0 0 0 0 - 3 8 3
Oregon State	1 0 2 0 0 0 1 0 X - 4 7 0
WP-Buck, Dallas (12-2)	
SV-Gunderson, Kevin (17)	
LP-Reynolds, Greg (7-6)	
T-2:46 A-3173	
HR STAN - Rapaport, Jim	

June 11 • Corvallis, Ore.

Oregon State	15
Stanford	0
Oregon State	4 0 0 6 0 2 0 2 1 - 15 19 0
Stanford	0 0 0 0 0 0 0 0 0 - 0 5 1
WP-Nickerson, Jonah (11-4)	
LP-Gallagher, Nolan (5-5)	
T-2:58 A-3194	
HR OSU - Santschi, Scott	

College World Series

June 17 • Omaha, Neb.

Miami	11
Oregon State	1
Miami	2 3 0 0 2 0 0 4 0 - 11 11 0
Oregon State	0 0 0 0 0 0 1 0 - 1 6 1
WP-Maine, Scott (12-3)	
LP-Buck, Dallas (12-3)	

2006 Postseason Statistics

Player	AVG	G/GS	AB	R	H	RBI	2B	3B	HR	BB	SO	SB-ATT	SLG	OBA
Graham, Tyler	.426	13/13	47	13	20	9	2	1	0	3	7	6-7	.511	.500
Rowe, Bill	.419	13/13	43	15	18	18	4	1	1	7	6	0-0	.628	.509
Gillespie, Cole	.388	13/13	49	14	19	7	5	2	2	7	10	1-1	.694	.500
Lissman, Mike	.313	6/5	16	2	5	2	1	0	0	1	2	2-2	.375	.389
Wallace, John	.293	11/11	41	7	12	4	0	0	0	3	13	2-2	.293	.356
Canham, Mitch	.289	13/13	45	3	13	11	4	0	0	3	10	3-3	.378	.340
Barney, Darwin	.259	13/13	54	7	14	7	0	0	0	6	6	2-4	.259	.328
McFeely, Shea	.250	13/13	48	5	12	8	2	0	2	3	8	0-0	.417	.321
Kunda, Chris	.229	13/13	48	13	11	11	3	0	2	8	4	0-0	.417	.328
Gipson, Ryan	.200	3/2	5	2	1	1	1	0	0	2	1	0-0	.400	.429
Santschi, Scott	.154	10/8	26	4	4	2	1	0	1	7	8	0-0	.308	.333
Wagner, Geoff	.000	3/0	3	0	0	0	0	0	0	0	2	0-0	.000	.000
Ammon, Erik	.000	3/0	1	0	0	0	0	0	0	0	1	0-0	.000	.000
Kahalehoe, Koa	.000	3/0	1	0	0	0	0	0	0	0	0	0-0	.000	.000
Totals	.302	13/13	427	85	129	80	23	4	8	50	78	16-19	.431	.391

Pitcher	ERA	W-L	SV	G/GS	CG	SH	IP	H	R	ER	BB	SO	AVG	HR
Grbavac, Mark	0.00	0-0	0	1/0	0	0	0.1	1	0	0	0	0	.500	0
Turpen, Daniel	0.87	1-0	0	4/1	0	0	10.1	7	1	1	3	6	.206	0
Nickerson, Jonah	1.23	4-0	0	5/5	0	0	36.2	20	7	5	11	34	.155	3
Paterson, Joe	1.69	0-1	0	5/0	0	0	5.1	2	1	1	3	1	.111	0
Gunderson, Kevin	1.88	1-0	5	8/0	0	0	14.1	8	3	3	2	6	.160	1
Stutes, Mike	4.80	2-0	0	3/3	0	0	15.0	19	8	8	4	10	.306	1
Kunz, Eddie	4.91	1-0	0	7/0	0	0	7.1	6	4	4	3	3	.222	0
Buck, Dallas	5.40	2-1	0	5/4	0	0	26.2	31	16	16	11	22	.290	2
Totals	2.95	11-2	5	13/13	0	0	116.0	94	40	38	37	82	.219	7

T-2:42 A-25417
 HR UM - Raben, Dennis

June 19 • Omaha, Neb.

Oregon State	5
Georgia	3
Oregon State	0 1 1 2 0 0 0 1 0 - 5 12 2
Georgia	0 0 1 0 1 0 0 1 0 - 3 7 1
WP-Nickerson, Jonah (12-4)	
SV-Gunderson, Kevin (18)	
LP-Westphal, Mickey (7-3)	
T-2:45 A-17135	
HR UG - Wyatt, Jonathan	

June 20 • Omaha, Neb.

Oregon State	8
Miami	1
Oregon State	1 0 4 1 1 0 0 0 1 - 8 13 0
Miami	0 0 0 0 0 0 1 0 0 - 1 5 1
WP-Stutes, Mike (8-2)	
LP-Gutierrez, Carlos (9-7)	
T-3:03 A-26241	
HR OSU - McFeely, Shea	
HR UM - Raben, Dennis	

June 21 • Omaha, Neb.

Rice	0
Oregon State	5
Rice	0 0 0 0 0 0 0 0 0 - 0 5 0
Oregon State	0 0 3 0 0 1 1 0 X - 5 7 0
WP-Turpen, Daniel (3-0)	
LP-Crow, Craig (8-3)	
T-2:54 A-30335	
HR OSU - McFeely, Shea	

June 22 • Omaha, Neb.

Oregon State	2
Rice	0
Oregon State	0 1 0 0 1 0 0 0 0 - 2 3 0
Rice	0 0 0 0 0 0 0 0 0 - 0 2 0
WP-Nickerson, Jonah (13-4)	
SV-Gunderson, Kevin (19)	
LP-Degerman, Eddie (13-2)	
T-2:29 A-19161	

June 24 • Omaha, Neb.

Oregon State	3
North Carolina	4
Oregon State	0 0 1 0 0 2 0 0 0 - 3 9 0
North Carolina	2 0 0 0 0 1 0 1 X - 4 10 1
WP-Hovis, Jonathan (8-2)	
SV-Carnigan, Andrew (15)	
LP-Paterson, Joe (1-1)	
T-2:50 A-26808	

June 25 • Omaha, Neb.

North Carolina	7
Oregon State	11
North Carolina	0 1 3 1 0 0 2 0 0 - 7 13 0
Oregon State	0 0 0 7 0 4 0 0 X - 11 14 0
WP-Gunderson, Kevin (3-2)	
LP-Danford, Matt (7-2)	
T-3:07 A-25046	
HR OSU - Rowe, Bill	
HR UNC - Federowicz, Tim	

June 26 • Omaha, Neb.

North Carolina	2
Oregon State	3
North Carolina	0 0 0 2 0 0 0 0 - 2 8 4
Oregon State	0 0 0 2 0 0 0 1 X - 3 6 1
WP-Buck, Dallas (13-3)	
SV-Gunderson, Kevin (20)	
LP-Bard, Daniel (9-4)	
T-3:09 A-18565	



2005 CWS Participants Beavers Begin 3-Year Run

Oregon State began its magical three-year run to Omaha in 2005, a year that saw the club make many firsts. The Beavers went to the College World Series for the first time in more than 50 years, win the Pacific-10 Conference for the first time and advance to an NCAA Super Regional for the first time.

They did so with a cast of players with an overwhelming Pacific Northwest flavor, including Oregon born Dallas Buck, Kevin Gunderson, Jonah Nickerson, Jacoby Ellsbury and Darwin Barney, among others. Of the 29 players on the roster born in either Oregon or Washington, 13 ended their tenure at Oregon State being drafted by Major League clubs at least once.

The Beavers played their last game in Omaha on June 20, which, at the time, was the latest on the calendar an Oregon State season had ever extended.

- Oregon State went 0-2 in Omaha, but the World Series capped off a magnificent season for the Beavers. Oregon State won its first Pac-10 title by going 19-5 during the regular season. The 19 wins mark a conference record for the Beavers, who won seven of their eight Pac-10 series.

- The Beavers won 46 games, a new single-season school record. It surpassed the previous record of 39 set in 1986.

- The Beavers lost consecutive games only twice; once during the regular season, to Stanford and Arizona, and then in Omaha to Tulane and Baylor.

- Oregon State won five of its six games leading up to the College World Series. The Beavers outscored St. John's and Ohio State, 34-7, in three games at the Corvallis Regional.

- The Beavers advanced to a Super Regional at Goss Stadium, and took 2-of-3 from USC, whom OSU had ended the Pac-10 regular season with. The Beavers advanced to the NCAA College World Series after scoring two runs in the seventh in the third game of the Super Regional.

- Oregon State lost both of its games in Omaha, but the team's pitching staff was stellar. The Beavers allowed just seven runs over two games at Rosenblatt Stadium.

- The Beavers batted .321 as a team through the eight postseason games, and were led by Andy Jenkins' .459 batting average, which stands as the single-best postseason for any Oregon State player.

- The team's pitching staff was anchored by Jonah Nickerson, who went 1-1 with a 2.11 earned run average. Nickerson ended his career with five postseason victories, four a year later, which ties Mike Stutes for most in an OSU career.

- The trip to the postseason was the first in 19 years for Oregon State, which had last appeared in an NCAA Regional in Stillwater, Okla., in 1986. At the time, the eight postseason games played in 2005 was a single-year record for the Beavers.

- Head coach Pat Casey won his first career postseason game on June 3 as the Beavers scored a run in both the eighth and ninth innings for a 4-3 come-from-behind victory over Ohio State.

- Oregon State defeated St. John's, 19-3, in the final game of the Corvallis Regional. The 16-run win still stands as the team's single-largest postseason victory.

- Jacoby Ellsbury, who in 2007 became the first former OSU player to win a MLB World Series, played in all eight games in the 2005 postseason and batted .351 with two doubles, a triple and five stolen bases.

- Thirteen players who played in the 2005 postseason won a title in 2006 with OSU.

2005 Roster

No.	Pitchers	Yr.	B-T	Ht.	Wt.	Hometown
32	Reed Brown	Fr.	R-R	6-4	195	Edmonds, Wash.
2	Dallas Buck	So.	R-R	6-2	190	Newberg, Ore.
38	A.J. Davidson	Jr.	S-L	6-3	200	Florence, Ore.
18	Nate Fogle	Jr.	R-R	6-3	220	Gresham, Ore.
6	Kevin Gunderson	So.	R-L	5-10	160	Portland, Ore.
16	Kevin Joslyn	Sr.	L-L	6-1	185	Spokane, Wash.
	Josh Keller	Fr.	R-R	6-4	230	Portland, Ore.
36	Jon Koller	Jr.	R-R	6-6	235	Carlsbad, Calif.
44	Eddie Kunz	Fr.	R-R	6-4	250	Portland, Ore.
17	Anton Maxwell	So.	L-L	5-9	175	Anchorage, Alas.
19	Jake McCormick	So.	R-R	6-2	220	Marysville, Calif.
34	Jonah Nickerson	So.	R-R	6-1	190	Oregon City, Ore.
4	Kurt Steele	Jr.	R-R	6-2	180	Corvallis, Ore.
27	Rob Summers	Fr.	R-R	6-0	185	Beaverton, Ore.
28	Daniel Turpen	Fr.	R-R	6-4	195	McMinnville, Ore.
No.	Catchers	Yr.	B-T	Ht.	Wt.	Hometown
11	Mitch Canham	So.	L-R	6-2	200	Lake Stevens, Wash.
35	Billy Munich	Jr.	S-R	6-1	225	El Macero, Calif.
20	Casey Priseman	Fr.	R-R	6-1	180	Woodinville, Wash.
No.	Infielders	Yr.	B-T	Ht.	Wt.	Hometown
10	Darwin Barney	Fr.	R-R	5-10	170	Beaverton, Ore.
30	Travis Carver	Fr.	L-R	6-3	235	McMinnville, Ore.
	Cory Ellis	Fr.	R-R	5-7	160	Portland, Ore.
14	Ryan Gipson	Jr.	R-R	5-11	180	Central Point, Ore.
8	Andy Jenkins	Sr.	R-R	6-0	200	Salem, Ore.
3	Chris Kunda	Jr.	R-R	6-0	175	Philomath, Ore.
15	Lonnie Lechelt	Fr.	R-R	6-0	190	Kennewick, Wash.
25	Joey Ledesma	Jr.	L-R	6-0	190	Tucson, Ariz.
29	Shea McFeely	Jr.	R-R	6-2	215	Federal Way, Wash.
31	Scott Nelson	Jr.	R-R	6-3	215	Eugene, Ore.
1	Todd Shelton	Jr.	R-R	5-10	185	Bakersfield, Calif.
No.	Outfielders	Yr.	B-T	Ht.	Wt.	Hometown
22	Danny Anderson	Sr.	R-R	6-4	200	Modesto, Calif.
24	Chris Campos	Sr.	L-L	6-1	208	Modesto, Calif.
	Nic Chapin	Jr.	L-L	5-11	185	Oregon City, Ore.
23	Jacoby Ellsbury	Jr.	L-L	6-1	190	Madras, Ore.
40	Joel Evans	Sr.	R-R	6-5	230	Redmond, Wash.
12	Rob Folsom	Fr.	R-R	5-9	180	Medford, Ore.
9	Cole Gillespie	So.	R-R	6-1	200	West Linn, Ore.
21	Tyler Graham	Jr.	R-R	6-0	180	Great Falls, Mont.
26	Mike Lissman	So.	R-L	6-0	195	Ontario, Ore.
37	Geoff Wagner	Jr.	L-L	6-2	215	Redmond, Ore.

Head Coach: Pat Casey

Associate Head Coach: Dan Spencer

Assistant Coach: Marty Lees

Volunteer Assistant Coach: Troy Schader

Athletic Trainer: Matt Toth

Assistant Athletic Trainers: Nathan Dufault, J.R. Tatum

Manager: Peter Hughes

Administrative Assistant: Jenny Siewell

Head Groundskeeper: Al Kirk

Sports Information: Kip Carlson

Radio Broadcaster: Mike Parker



Corvallis Regional

June 3 • Corvallis, Ore.

Ohio State	3
Oregon State	4

Ohio State 0 0 0 1 0 1 1 0 0 - 3 4 0
 Oregon State 2 0 0 0 0 0 1 1 - 4 9 2
 WP-Gunderson, Kevin (6-2)
 LP-Meister, Rory (8-2)
 T-2:23 A-2612
 HR OSU - Canham, Mitch; McFeely, Shea

June 4 • Corvallis, Ore.

Oregon State	11
St. John's	1

Oregon State 0 1 0 0 4 1 0 5 0 - 11 14 0
 St. John's 0 0 0 0 0 0 0 0 1 - 1 7 4
 WP-Nickerson, Jonah (9-1)
 LP-Wladkya, Jim (7-3)
 T-2:54 A-2609

June 5 • Corvallis, Ore.

St. John's	3
Oregon State	19

St. John's 0 0 0 0 0 1 2 0 0 - 3 11 0
 Oregon State 0(13) 0 4 2 0 0 0 X -19 22 4
 WP-Maxwell, Anton (11-1)
 LP-Smith, Anthony (1-2)
 T-3:14 A-2532
 HR OSU - Anderson, Danny 2

Corvallis Super Regional

June 11 • Corvallis, Ore.

USC	4
Oregon State	10

USC 2 0 2 0 0 0 0 0 0 - 4 9 8
 Oregon State 1 0 0 2 0 2 0 5 X -10 7 0
 WP-Buck, Dallas (12-1)
 SV-Gunderson, Kevin (14)
 LP-Kennedy, Ian (12-3)
 T-3:44 A-3059
 HR OSU - Jenkins, Andy

June 12 • Corvallis, Ore.

Oregon State	8
USC	9

10 Innings
 Oregon State 0 0 0 2 1 2 3 0 0 0 - 8 10 4
 USC 0 0 0 0 2 1 0 2 3 1 - 9 16 1
 WP-Koss, Paul (4-1)
 LP-Gunderson, Kevin (6-3)
 T-4:14 A-3068
 HR OSU - Anderson, Danny; Canham, Mitch; Gipson, Ryan
 HR USC - Clement, Jeff

2005 Postseason Statistics

Player	AVG	G/GS	AB	R	H	RBI	2B	3B	HR	BB	SO	SB-ATT	SLG	OBA
Jenkins, Andy	.459	8/8	37	9	17	13	2	2	2	0	0	0-0	.784	.475
Canham, Mitch	.353	8/8	34	10	12	9	3	0	2	3	6	1-1	.618	.421
Ellsbury, Jacoby	.351	8/8	37	11	13	6	2	1	0	6	7	5-5	.459	.442
Gipson, Ryan	.333	8/8	24	4	8	7	2	0	1	2	4	2-2	.542	.393
Campos, Chris	.333	5/1	6	1	2	0	0	0	0	2	0	0-0	.333	.500
Kunda, Chris	.333	7/0	3	0	1	2	0	0	0	1	0	0-0	.333	.500
Gillespie, Cole	.321	8/8	28	5	9	4	1	0	0	4	3	1-1	.357	.429
Lissman, Mike	.300	6/2	10	0	3	0	0	0	0	2	1	0-1	.300	.462
McFeely, Shea	.290	8/8	31	8	9	8	3	0	1	4	9	1-1	.484	.378
Anderson, Danny	.286	6/3	14	5	4	6	0	0	3	2	4	0-0	.929	.375
Barney, Darwin	.281	8/8	32	6	9	4	1	0	0	6	5	1-2	.313	.410
Graham, Tyler	.206	8/8	34	5	7	4	0	0	0	3	8	2-3	.206	.270
Wagner, Geoff	.000	3/1	3	1	0	0	0	0	0	1	1	0-0	.000	.250
Lechelt, Lonnie	.000	2/0	0	1	0	0	0	0	0	0	0	0-0	.000	.000
Priseman, Casey	.000	1/0	0	0	0	0	0	0	0	0	0	0-0	.000	.000
Totals	.321	8/8	293	66	94	62	14	3	9	36	48	13-16	.481	.406

Pitcher	ERA	W-L	SV	G/GS	CG	SH	IP	H	R	ER	BB	SO	AVG	HR
Joslyn, Kevin	0.00	0-0	0	1/0	0	0	1.0	1	0	0	0	2	.250	0
Nickerson, Jonah	2.11	1-1	0	3/3	1	0	21.1	21	6	5	2	18	.250	0
Gunderson, Kevin	2.61	1-2	1	5/0	0	0	10.1	10	5	3	2	11	.270	1
Buck, Dallas	2.86	1-0	1	4/3	0	0	22.0	18	10	7	13	9	.231	0
Maxwell, Anton	4.09	1-0	0	2/2	0	0	11.0	11	6	5	7	3	.244	1
Kunz, Eddie	4.50	1-0	0	4/0	0	0	4.0	4	2	2	3	6	.250	1
Fogle, Nate	16.88	0-0	0	3/0	0	0	2.2	6	6	5	1	2	.462	0
Totals	3.36	5-3	2	8/8	1	0	72.1	71	35	27	28	51	.256	3

June 13 • Corvallis, Ore.

USC	8
Oregon State	10

USC 0 0 3 0 0 4 0 1 0 - 8 6 1
 Oregon State 2 1 2 0 2 1 2 0 X -10 17 0
 WP-Kunz, Eddie (2-0)
 SV-Buck, Dallas (1)
 LP-Schlack, Ryan (0-2)
 T-4:00 A-2750
 HR OSU - Jenkins, Andy
 HR USC - Clement, Jeff

College World Series

June 18 • Omaha, Neb.

Oregon State	1
Tulane	3

Oregon State 1 0 0 0 0 0 0 0 0 - 1 6 0
 Tulane 0 0 0 0 0 0 2 1 X - 3 8 0
 WP-Dwings, Micah (12-4)
 SV-Latham, Daniel (13)
 LP-Nickerson, Jonah (9-2)
 T-2:43 A-20345
 HR TUL - Southard, Nathan

June 20 • Omaha, Neb.

Baylor	4
Oregon State	3

10 Innings
 Baylor 0 0 0 2 1 0 0 0 0 1 - 4 10 1
 Oregon State 0 2 0 0 1 0 0 0 0 0 - 3 9 2
 WP-Mandel, Jeff (4-0)
 LP-Gunderson, Kevin (6-4)
 T-3:50 A-13000



Above: Andy Jenkins. Below: Dallas Buck





1952 CWS Participants OSU Makes First CWS Trip

Oregon State made its first foray into an NCAA postseason in 1952, and the Beavers also advanced to the College World Series for the first time. Oregon State lost in two games in their inaugural trip to Omaha, but came away with a positive first experience at Omaha Stadium.

The Beavers opened the year by winning the Pacific Coast Conference title and then swept Fresno State in the Western Regional in Corvallis.

“The team of ‘52 was an exceptional collection of raw talent as I look back today,” pitcher Alex Goedhard said years later. “I say raw talent because we had no specialty training. There were no coaches specializing in hitting, fielding, outfield or pitching. There were no physical training regimens for players targeting playing positions outside of daily routine practice. There was no or very little scouting of opposing teams and players.”

- At the Western Regional, on June 7, the Beavers hosted Fresno State in front of a crowd of 4,600, the largest attendance figure to date at what is now Goss Stadium at Coleman Field.

- Oregon State began the season on a high note, winning its first seven games and nine of 10.

- The Beavers had just three losing streaks of two games, with the final one coming in Omaha. Oregon State did not lose consecutive games at home the entire season.

- The 27 victories posted by the Beavers in 1952 set a school single-season record. That record was not surpassed until the 1975 team won 28 games.

- Ralph Coleman was in the midst of his third stint with the team and had another 14 years before ending his illustrious career. Coleman’s two victories in the postseason do not count toward his overall career record, but merely add to 561 victories, then a school record.

- Oregon State’s appearance in Omaha was significant as it was only the sixth-ever College World Series held. The Beavers opened against Duke in just the second-ever meeting between the schools in any sport; the first was in the 1942 Rose Bowl.

- Oregon State used what is now an unusual mode of transportation to arrive in Omaha. The team traveled to Omaha by train on the Union Pacific streamliner City of Portland. The Beavers arrived just after 3 a.m. on a Wednesday.

- Oregon State was the fourth team of what is now known as the Pac-10 to advance to the College World Series. California, USC and Washington St. all advanced to Omaha before the Beavers’ first trip in 1952.

- The games were played at what was then known as Omaha Stadium; it is now known as Rosenblatt Stadium. This marked the third year the CWS was held at Rosenblatt.

- Twenty-seven of the 34 players (79.4 percent) listed on the roster hailed from the state of Oregon.

- Oregon State won its first-ever Pacific Coast Conference Championship in 1952. The Beavers defeated USC in two games; winning game one, 12-10, and taking game two, 5-4, with both contests being played in Corvallis.

- Dwane Helbig became Oregon State’s first All-American in 1952 when the American Baseball Coaches Association named him to the second team. He batted .418 with three home runs and 10 RBI in PCC Northern Division games.

- Bailey Brem and Jay Dean, who were both on the 1952 team, earned All-American honors in 1953 and 1954, respectively. Dean was an All-American in 1955 as well. He was OSU’s first two-time All-American.

1952 Roster

No.	Pitchers	Yr.	B-T	Ht.	Wt.	Hometown
14	Bud Berg	Sr.	R-R	6-2	190	Portland, Ore.
	Ralph Coleman Jr.	Jr.	L-L	6-0	155	Corvallis, Ore.
13	Bailey Brem	Jr.	R-R	6-3	185	Portland, Ore.
16	Alex Goedhard	Sr.	R-R	6-2	175	Pasadena, Calif.
2	Don Hopp	Fr.	R-R	6-2	175	Oregon City
	Jim Nierman	So.	R-L	6-0	175	Hillsboro, Ore.
20	Norb Wellman	So.	R-R	6-4	205	Mt. Angel, Ore.
9	Don White	Sr.	R-L	6-1	160	Portland, Ore.
No.	CATCHERS	Yr.	B-T	Ht.	Wt.	Hometown
	Jack Smith	So.	R-R	5-10	180	Ontario, Ore.
11	Jack Stephenson	Fr.	R-R	5-11	172	Tigard, Ore.
19	John Thomas	Sr.	R-R	6-3	215	Newark, N.J.
	Bill Turner	Jr.	R-R	5-9	175	Portland, Ore.
No.	Infielders	Yr.	B-T	Ht.	Wt.	Hometown
	Jack Bowen	Fr.	R-R	5-10	172	Nyssa, Ore.
3	Bobby Buob	Fr.	R-R	5-8	158	Union, N.J.
17	Jay Dean	Fr.	R-L	6-5	210	Nampa, Ida.
	Mel Ediger	So.	R-R	6-0	175	Dallas, Ore.
5	Chuck Fisk	Fr.	R-R	6-0	170	Portland, Ore.
	Connie Holzgang	So.	R-R	5-11	160	Medford, Ore.
10	Cub Houck	Sr.	R-R	6-0	185	Salem, Ore.
4	Danny Johnston	Jr.	R-R	5-11	175	Whittier, Calif.
	Johnny Rearden	Sr.	R-R	5-11	160	Corvallis, Ore.
15	Jim Ruggles	Fr.	L-R	6-0	170	Portland, Ore.
	Doug Wray	Fr.	R-R	5-9	150	The Dalles, Ore.
	Jim Walker	So.	L-L	5-10	155	L-Beach, Calif.
No.	Outfielders	Yr.	B-T	Ht.	Wt.	Hometown
8	Pete Goodbrod	Sr.	L-R	5-10	160	Salem, Ore.
7	Dwane Helbig	So.	R-R	6-0	195	Portland, Ore.
	Jim Jenks	Jr.	R-R	6-0	168	Albany, Ore.
	Ralph Krafve	Sr.	L-R	6-2	185	Portland, Ore.
12	Ed Nelson	Sr.	R-R	5-10	165	Corvallis, Ore.
	Jack Pinion	So.	R-R	5-10	195	Reedsport, Ore.
18	Bud Shirtcliff	Jr.	R-R	6-3	200	M-Creek, Ore.
	Dick Wilson	Fr.	L-L	5-11	165	Nyssa, Ore.
	Jim Withrow	Fr.	R-R	5-10	160	Van Nuys, Calif.
	Bob Thoman	Jr.	R-R	6-4	175	Corvallis, Ore.

Head Coach: Ralph Coleman
 Assistant Coach: Paul Valenti
 Manager: Ken Boshears

COLLEGE WORLD SERIES

•

8 TOP
 COLLEGE
 TEAMS

•

The ROSE BOWL of COLLEGE BASEBALL

OMAHA STADIUM

June 12-13-14-15-16

Get Tickets Now at **RUSSELL SPORTS**, 1816 Farnam Street, Omaha

2017 NCAA Postseason • OSU Championship History

The 2017 NCAA Postseason will feature, as always, the nation's top 64 teams. Sixteen four-team regionals will be held June 2-5, followed by eight Super Regionals, featuring the top 16 teams remaining who advanced past the regionals. The 2017 College World Series will be played June 17-28 at TD Ameritrade Park Omaha.

The Pac-12 Conference holds the record with 27 World Series titles, followed by the Big 12 Conference at 10 and the Big Ten at six. A Pac-12 team has finished as national champions or runner-up in eight of the last 14 years. At least one Pac-12 player has been named to the All-College World Series team in all but one year since 1997.

In 2006 and 2007, the then-Pac-10 had 11 players named to the All-CWS Team, and each one was an Oregon State Beaver. In 2006, Jonah Nickerson was named the Most Outstanding Player after the Beavers captured their first national title. In 2007, Jorge Reyes claimed the honor as OSU won its second straight title.

Oregon State is one of just six schools nationally to win back-to-back national titles, and one of three from the Pac-12. USC won five straight titles from 1970-74. Stanford won two straight from 1987-88, followed nearly 20 years later by the Beavers. Texas won consecutive titles from 1949-1950 and LSU became the fourth club to accomplish the feat, doing so in 1996 and 1997. South Carolina is the most recent, winning championships in 2010 and 2011.

2017 NCAA Postseason Schedule

June 2-5: NCAA Regionals (campus sites)

June 9-12: NCAA Super Regionals (campus sites)

June 17-28: NCAA College World series (TD Ameritrade Park Omaha)

Note: Campus sites for the NCAA Regionals will be announced the day prior to the NCAA selection process. Super Regional sites will be announced the day after the regionals' completion.



Darwin Barney

Oregon State In The Postseason

All-Time Record: 51-33 (.607)

NCAA Regional Record: 30-21 (.588)

NCAA Super Regional Record: 8-4 (.667)

NCAA CWS Record: 13-8 (.619)

NCAA Appearances (16): 1952, 1962, 1963, 1983, 1985, 1986, 2005, 2006, 2007, 2009, 2010, 2011, 2012, 2013, 2014, 2015

Super Regional Appearances (5): 2005, 2006, 2007, 2011, 2013

College World Series Appearances (5): 1952, 2005, 2006, 2007, 2013

Head Coaches And The Postseason

Coach	Overall	Reg.	Super	CWS
Ralph Coleman	3-6	3-4	0-0	0-2
Jack Riley	2-6	2-6	0-0	0-0
Pat Casey	46-21	25-11	8-4	13-6

Postseason Superlatives

Most Runs: 19, vs. St. John's (6/5/05)

Most Runs Allowed: 17, vs. Stanford (5/24/85)

Fewest Runs: 0, vs. Stanford (5/27/83)

Fewest Runs Allowed: 0, 6 times

Win Streak: 10 games (6/4-6/24/07)

Most Wins (Pitcher): 5; Stutes, Nickerson


Largest Attendance (Reg.): 11,535 (6/2/12)

Largest Attendance (Super): 3,602 (6/9/13)

Largest Attendance (CWS): 30,335 (6/21/06)

All-Time Versus Opponents

Opponent	Overall	Reg.	Super	CWS
Arizona State	1-0	0-0	0-0	1-0
Arkansas	1-1	1-1	0-0	0-0
Baylor	0-1	0-0	0-0	0-1
Belmont	1-0	1-0	0-0	0-0
Cal-State Fullerton	1-0	0-0	0-0	1-0
Creighton	1-0	1-0	0-0	0-0
Dallas Baptist	0-1	0-1	0-0	0-0
Duke	0-1	0-0	0-0	0-1
Florida	0-1	0-1	0-0	0-0
Florida Atlantic	1-1	1-1	0-0	0-0
Fresno State	2-0	2-0	0-0	0-0
Georgia	2-0	1-0	0-0	1-0
Hawaii	1-0	1-0	0-0	0-0
Indiana	1-0	0-0	0-0	1-0
Kansas	1-0	1-0	0-0	0-0
Kansas State	2-1	0-0	2-1	0-0
Louisiana-Monroe	1-0	1-0	0-0	0-0
Louisville	1-0	0-0	0-0	1-0
LSU	0-2	0-2	0-0	0-0
Miami (Fla.)	1-1	0-0	0-0	1-1
Michigan	2-0	0-0	2-0	0-0
Mississippi State	0-2	0-0	0-0	0-2
North Carolina	4-1	0-0	0-0	4-1
North Dakota State	1-0	1-0	0-0	0-0
Ohio State	1-0	1-0	0-0	0-0
Pepperdine	0-1	0-1	0-0	0-0
Rice	2-0	0-0	0-0	2-0
Richmond	1-0	1-0	0-0	0-0
Rutgers	2-0	2-0	0-0	0-0
Santa Clara	0-2	0-2	0-0	0-0
Stanford	2-3	0-3	2-0	0-0
St. John's	2-0	2-0	0-0	0-0
TCU	0-2	0-2	0-0	0-0
Texas	1-1	1-0	0-0	0-1
Texas A&M	3-0	3-0	0-0	0-0
Tulane	0-1	0-0	0-0	0-1
UALR	1-0	1-0	0-0	0-0
UC-Irvine	2-2	1-2	0-0	1-0
UC Santa Barbara	1-1	1-1	0-0	0-0
UNLV	1-0	1-0	0-0	0-0
USC	3-3	1-2	2-1	0-0
UTSA	1-0	1-0	0-0	0-0
Vanderbilt	0-2	0-0	0-2	0-0
VCU	0-1	0-1	0-0	0-0
Virginia	2-1	2-1	0-0	0-0
Wright State	1-0	1-0	0-0	0-0



Andy Peterson

1952

Western Regional • Corvallis, Ore.

Date	Result	Opponent	WP	LP	Att.
6/6/52	W, 2-1	Fresno State	White	Bolger	3,200
6/7/52	W, 8-4	Fresno State	Wellman	Bishop	4,600

College World Series • Omaha, Neb.

Date	Result	Opponent	WP	LP	Att.
6/12/52	L, 7-18	Duke	Lewis	Goedhard	
6/13/52	L, 1-10	Texas	Robertson	Wellman	

1962

Western Regional • Santa Clara, Calif.

Date	Result	Opponent	WP	LP	Att.
	L, 1-8	Santa Clara			
	L, 5-7	Santa Clara			

1963

Western Regional • Corvallis, Ore.

Date	Result	Opponent	WP	LP	Att.
	L, 5-6	USC			
	W, 8-6	USC			
	L, 5-7	USC			

1983

Western Regional • Stanford, Calif.

Date	Result	Opponent	WP	LP	Att.
5/27/83	L, 0-14	Stanford	Myers	Reece	2,350
5/28/83	L, 3-7	UC-Santa Barbara	Fulmer	Anderson	450

1985

Western Regional • Stanford, Calif.

Date	Result	Opponent	WP	LP	Att.
5/24/85	L, 3-17	Stanford	Ballard	Sipple	2,600
5/25/85	L, 1-6	Pepperdine	Dubar	Brundage	300

1986

Midwest Regional • Stillwater, Okla.

Date	Result	Opponent	WP	LP	Att.
5/22/86	L, 3-4	Arkansas	Peters	Brundage	1,400
5/23/86	W, 7-1	Richmond	Sipple	Richardson	1,332
5/24/86	W, 1-0	Arkansas	Hulstrom	Parker	1,307
5/24/86	L, 7-10	Stanford	Wassenaar	Lambert	1,516

All-Regional Team: David Brundage, OF

2005

Corvallis Regional • Corvallis, Ore.

Date	Result	Opponent	WP	LP	Att.
6/3/05	W, 4-3	Ohio State	Gunderson	Meister	2,612
6/4/05	W, 11-1	St. John's	Nickerson	Wladyka	2,609
6/5/05	W, 19-3	St. John's	Maxwell	Smith	2,532

All-Regional Team: Mitch Canham (Most Outstanding Player), C; Jonah Nickerson, RHP; Andy Jenkins, 1B; Shea McFeely, 3B; Tyler Graham, OF; Jacoby Ellsbury, OF; Cole Gillespie, OF

Corvallis Super Regional • Corvallis, Ore.

Date	Result	Opponent	WP	LP	Att.
6/11/05	W, 10-4	USC	Buck	Kennedy	3,059
6/12/05	L, 8-9	USC	Koss	Gunderson	3,068
6/13/05	W, 10-8	USC	Kunz	Schlack	2,752

College World Series • Omaha, Neb.

Date	Result	Opponent	WP	LP	Att.
6/18/05	L, 1-3	Tulane	Owings	Nickerson	20,345
6/20/05	L, 3-4	Baylor	Mandel	Gunderson	13,000

2006

Corvallis Regional • Corvallis, Ore.

Date	Result	Opponent	WP	LP	Att.
6/2/06	W, 5-3	Wright State	Kunz	Smith	2,587
6/3/06	W, 11-3	Kansas	Nickerson	Land	2,957
6/4/06	W, 12-3	Hawaii	Stutes	Daly	2,783

All-Regional Team: Chris Kunda (Most Outstanding Player), 2B; Jonah Nickerson, RHP; Darwin Barney, SS; Cole Gillespie, OF; Tyler Graham, OF

Corvallis Super Regional • Corvallis, Ore.

Date	Result	Opponent	WP	LP	Att.
6/10/06	W, 4-3	Stanford	Buck	Reynolds	3,173
6/11/06	W, 15-0	Stanford	Nickerson	Gallagher	3,194

College World Series • Omaha, Neb.

Date	Result	Opponent	WP	LP	Att.
6/17/06	L, 1-11	Miami	Maine	Buck	25,417
6/19/06	W, 5-3	Georgia	Nickerson	Westphal	17,135
6/20/06	W, 8-1	Miami	Stutes	Gutierrez	26,241
6/21/06	W, 5-0	Rice	Turpen	Crow	30,335
6/22/06	W, 2-0	Rice	Nickerson	Degerman	19,161
6/24/06	L, 3-4	North Carolina	Hovis	Paterson	26,808
6/25/06	W, 11-7	North Carolina	Gunderson	Danford	25,046
6/26/06	W, 3-2	North Carolina	Buck	Bard	18,565

All-CWS Team: Jonah Nickerson (Most Outstanding Player), RHP; Bill Rowe, 1B; Shea McFeely, 3B; Cole Gillespie, OF; Kevin Gunderson, LHP

2007

Charlottesville Regional • Charlottesville, Va.

Date	Result	Opponent	WP	LP	Att.
6/1/07	W, 5-1	Rutgers	Paterson	Healing	2,097
6/2/07	L, 4-7	Virginia	Lambert	Kunz	3,212
6/4/07	W, 5-2	Rutgers	Reyes	Giannini	1,984
6/4/07	W, 5-3	Virginia	Paterson	Schwimer	3,212
6/5/07	W, 7-3	Virginia	Kunz	Lambert	2,389

All-Regional Team: Joe Paterson (Most Outstanding Player), LHP; Jordan Lennerton, 1B; Joey Wong, 2B; Darwin Barney, SS; Lonnie Lechelt, 3B; Chris Hopkins, OF

Corvallis Super Regional • Corvallis, Ore.

Date	Result	Opponent	WP	LP	Att.
6/10/07	W, 1-0	Michigan	Paterson	Putnam	3,284
6/11/07	W, 8-2	Michigan	Stutes	Wilson	3,178

College World Series • Omaha, Neb.

Date	Result	Opponent	WP	LP	Att.
6/16/07	W, 3-2	CS-Fullerton	Reyes	Roemer	26,559
6/18/07	W, 12-6	Arizona State	Stutes	Flores	21,692
6/20/07	W, 7-1	UC-Irvine	Turpen	Bergman	29,921
6/23/07	W, 11-4	North Carolina	Reyes	White	26,887
6/24/07	W, 9-3	North Carolina	Stutes	Putkonen	25,012

All-CWS Team: Jorge Reyes (Most Outstanding Player), RHP; Darwin Barney, SS; Mitch Canham, C; Mike Lissman, DH; Scott Santschi, OF; Joey Wong, 2B

2009

Fort Worth Regional • Fort Worth, Texas

Date	Result	Opponent	WP	LP	Att.
5/29/09	W, 9-8	Texas A&M	Gaviglio	Raley	2,822
5/30/09	L, 1-13	TCU	Winkler	Waldron	3,269
5/31/09	W, 13-5	Texas A&M	Reyes	Ehlert	2,496
5/31/09	L, 4-5	TCU	Marshall	Rhoderick	3,191

All-Regional Team: Koa Kahalehoe, OF; Ryan Ortiz, C; Jorge Reyes, RHP; John Tommasini, 2B

2017 OREGON STATE BASEBALL
POSTSEASON GAME-BY-GAME

Twitter.com/BeaverBaseball
 Instagram.com/BeaverBaseball
 Facebook.com/OregonStateBaseball

2010

Gainesville Regional • Gainesville, Fla.

Date	Result	Opponent	WP	LP	Att.
6/4/10	W, 6-4	Florida Atlantic	Peavey	Gipson	1,117
6/5/10	L, 2-10	Florida	Panteliodis	Gaviglio	2,991
6/6/10	L, 7-11	Florida Atlantic	Adams	Waldron	1,340

All-Regional Team: Adalberto Santos, OF

2011

Corvallis Regional • Corvallis, Ore.

Date	Result	Opponent	WP	LP	Att.
6/3/11	W, 7-4	UALR	Schultz	Graziano	2,858
6/4/11	W, 5-1	Creighton	Gaviglio	Blach	3,103
6/5/11	W, 6-4	Georgia	Duke	Swegman	3,032

All-Regional Team: Sam Gaviglio (Most Outstanding Player), RHP;
 Andrew Susac, C; Parker Berberet, 1B; Carter Bell, 3B; Ryan Barnes, OF;
 Brian Stamps, OF; Garrett Nash, OF

Nashville Super Regional • Nashville, Tenn.

Date	Result	Opponent	WP	LP	Att.
6/10/11	L, 1-11	Vanderbilt	Gray	Gaviglio	3,349
6/11/11	L, 3-9	Vanderbilt	Clinard	Schultz	3,387

2012

Baton Rouge Regional • Baton Rouge, La.

Date	Result	Opponent	WP	LP	Att.
6/1/12	W, 2-1	Belmont	Bryant	Brookshire	10,041
6/2/12	L, 1-7	LSU	Gausman	Child	11,535
6/3/12	W, 11-2	La.-Monroe	Wetzler	Aulds	10,369
6/3/12	L, 5-6	LSU	Cotton	Davis	11,036

All-Regional Team: John Tommasini, 2B; Michael Conforto, OF; Ryan Barnes, OF; Joey Matthews, OF; Danny Hayes, DH

2013

Corvallis Regional • Corvallis, Ore.

Date	Result	Opponent	WP	LP	Att.
5/31/13	W, 5-4	UTSA	Engelbrekt	Sims	3,222
6/1/13	W, 3-2	UC Santa Barbara	Moore	Mahle	3,535
6/2/13	W, 6-1	Texas A&M	Wetzler	Jester	3,362

All-Regional Team: Dylan Davis (Most Outstanding Player), OF; Jake Rodriguez, C; Andy Peterson, 2B; Ryan Barnes, DH; Andrew Moore, RHP;
 Ben Wetzler, LHP

Corvallis Super Regional • Corvallis, Ore.

Date	Result	Opponent	WP	LP	Att.
6/8/13	L, 2-6	Kansas State	Matthys	Fry	3,574
6/9/13	W, 12-4	Kansas State	Moore	McFadden	3,602
6/10/13	W, 4-3	Kansas State	Wetzler	Matthys	3,564

College World Series • Omaha, Neb.

Date	Result	Opponent	WP	LP	Att.
6/15/13	L, 4-5	Mississippi St.	Mitchell	Boyd	24,473
6/17/13	W, 11-4	Louisville	Wetzler	Thompson	18,980
6/19/13	W, 1-0	Indiana	Boyd	Slegers	26,035
6/21/13	L, 1-4	Mississippi St.	Graveman	Moore	18,868

All-CWS Team: Michael Conforto, OF

2014

Corvallis Regional • Corvallis, Ore.

Date	Result	Opponent	WP	LP	Att.
5/30/14	W, 2-1	N. Dakota St.	Moore	Ernst	3,408
5/31/14	L, 2-14	UC Irvine	Surrey	Fry	3,422
6/1/14	W, 6-1	UNLV	Wetzler	Oakley	3,372
6/1/14	W, 4-0	UC Irvine	Schultz	Brock	3,386
6/2/14	L, 2-4	UC Irvine	Manarino	Thompson	3,435

All-Regional Team: Logan Ice, C; Jeff Hendrix, OF; Kavin Keyes, 1B; Scott Schultz, RHP

2015

Dallas Regional • Dallas, Texas

Date	Result	Opponent	WP	LP	Att.
5/29/15	W, 5-4	Texas	Church	Bellows	2,643
5/31/15	L, 1-5	VCU	Dwyer	Rasmussen	1,779
5/31/15	L, 1-7	Dallas Baptist	Stutzman	Eckert	2,297

All-Regional Team: Kyle Nobach, OF

All-Time Oregon State Postseason Honors

All-Regional Team (42)

Year	Player	Pos.	Location
1986	Dave Brundage	OF	Stillwater, Okla.
2005	Mitch Canham	C	Corvallis
2005	Jacoby Ellsbury	OF	Corvallis
2005	Cole Gillespie	OF	Corvallis
2005	Tyler Graham	OF	Corvallis
2005	Andy Jenkins	1B	Corvallis
2005	Shea McFeely	3B	Corvallis
2005	Jonah Nickerson	RHP	Corvallis
2006	Darwin Barney	SS	Corvallis
2006	Cole Gillespie	OF	Corvallis
2006	Tyler Graham	OF	Corvallis
2006	Chis Kunda	2B	Corvallis
2006	Jonah Nickerson	RHP	Corvallis
2007	Darwin Barney	SS	Charlottesville, Va.
2007	Chris Hopkins	OF	Charlottesville, Va.
2007	Lonnie Lechelt	3B	Charlottesville, Va.
2007	Jordan Lennerton	1B	Charlottesville, Va.
2007	Joe Paterson	LHP	Charlottesville, Va.
2007	Joey Wong	2B	Charlottesville, Va.
2009	Koa Kahalehoe	OF	Fort Worth, Texas
2009	Ryan Ortiz	C	Fort Worth, Texas
2009	Jorge Reyes	RHP	Fort Worth, Texas
2009	John Tommasini	2B	Fort Worth, Texas
2010	Adalberto Santos	OF	Gainesville, Fla.
2011	Ryan Barnes	OF	Corvallis
2011	Carter Bell	3B	Corvallis
2011	Parker Berberet	1B	Corvallis
2011	Sam Gaviglio	RHP	Corvallis
2011	Garrett Nash	OF	Corvallis
2011	Brian Stamps	OF	Corvallis
2011	Andrew Susac	C	Corvallis
2012	John Tommasini	2B	Baton Rouge
2012	Michael Conforto	OF	Baton Rouge
2012	Ryan Barnes	OF	Baton Rouge
2012	Joey Matthews	OF	Baton Rouge
2012	Danny Hayes	DH	Baton Rouge
2013	Jake Rodriguez	C	Corvallis
2013	Andy Peterson	2B	Corvallis
2013	Dylan Davis	OF	Corvallis
2013	Ryan Barnes	DH	Corvallis
2013	Andrew Moore	RHP	Corvallis
2013	Ben Wetzler	LHP	Corvallis
2014	Logan Ice	C	Corvallis
2014	Kavin Keyes	1B	Corvallis
2014	Jeff Hendrix	OF	Corvallis
2014	Scott Schultz	RHP	Corvallis
2015	Kyle Nobach	OF	Dallas

All-College World Series Team (12)

Year	Player	Pos.	Location (Omaha)
2006	Cole Gillespie	OF	Rosenblatt
2006	Kevin Gunderson	LHP	Rosenblatt
2006	Shea McFeely	3B	Rosenblatt
2006	Jonah Nickerson	RHP	Rosenblatt
2006	Bill Rowe	1B	Rosenblatt
2007	Darwin Barney	SS	Rosenblatt
2007	Mitch Canham	C	Rosenblatt
2007	Mike Lissman	OF	Rosenblatt
2007	Jorge Reyes	RHP	Rosenblatt
2007	Scott Santschi	OF	Rosenblatt
2007	Joey Wong	2B	Rosenblatt
2013	Michael Conforto	OF	TD Ameritrade Park

Most Outstanding Players (7)

Year	Player	Pos.	Location
2005	Mitch Canham	C	Corvallis Regional
2006	Chris Kunda	2B	Corvallis Regional
2006	Jonah Nickerson	RHP	Omaha CWS
2007	Joe Paterson	LHP	Charlottesville Regional
2007	Jorge Reyes	RHP	Omaha CWS
2011	Sam Gaviglio	RHP	Corvallis Regional
2013	Dylan Davis	OF	Corvallis Regional

Career Leaders

Minimum 25 at bats, 10 Innings Pitched

Offense

Batting Average	.459, Andy Jenkins (2005)
Games Played	33, Darwin Barney (2005-07)
	33, Mitch Canham (2005-07)
Games Started	33, Darwin Barney (2005-07)
At Bats	135, Darwin Barney (2005-07)
Runs Scored	33, Darwin Barney (2005-07)
Hits	40, Darwin Barney (2005-07)
Runs Batted In	26, Mitch Canham (2005-07)
Doubles	9, Michael Conforto (2012-14)
Triples	2, Andy Jenkins (2005)
	2, John Wallace (2005-06)
	2, Cole Gillespie (2005-06)
Home Runs	4, Jordan Lennerton (2007)
Walks	19, Darwin Barney (2005-07)
Strikeouts	28, Mitch Canham (2005-07)
Stolen Bases	8, Tyler Graham (2005-06)

Pitching

Earned Run Average	1.21, Joe Paterson (2006-07)
Wins	5, Jonah Nickerson (2005-06)
	5, Mike Stutes (2006-07)
	5, Ben Wetzler (2011-14)
Winning Percentage	1.000, Mike Stutes (2006-07)
	1.000, Ben Wetzler (2011-14)
Saves	6, Kevin Gunderson (2005-06)
Games Pitched	16, Eddie Kunz (2006-07)
Games Started	8, Jonah Nickerson (2005-06)
	8, Mike Stutes (2006-07)
Innings Pitched	58.0, Jonah Nickerson (2005-06)
Hits Allowed	49, Dallas Buck (2005-06)
Runs Allowed	26, Dallas Buck (2005-06)
Earned Runs Allowed	23, Dallas Buck (2005-06)
	23, Mike Stutes (2006-07)
Walks Allowed	24, Dallas Buck (2005-06)
Strikeouts	52, Jonah Nickerson (2005-06)

Individual Postseason Leaders

Minimum 15 at bats, 5 Innings Pitched

Offense

Batting Average	.529 (9-17), Koa Kahalehoe (2009)
	.529 (9-17), Kavin Keyes (2014)
Games Played	13, seven players (2006)
Games Started	13, seven players (2006)
At Bats	54, Darwin Barney (2006)
Runs Scored	15, Bill Rowe (2006)
Hits	20, Tyler Graham (2006)
Runs Batted In	18, Bill Rowe (2006)
Doubles	6, Michael Conforto (2013)
Triples	2, three times (2005, 2006, 2007)
Home Runs	4, Jordan Lennerton (2007)
Walks	10, Mike Lissman (2007)
Strikeouts	17, Lonnie Lechelt (2007)
Stolen Bases	6, Tyler Graham (2006)

Pitching

Earned Run Average	0.00, 4 times
Wins	4, Jonah Nickerson (2006)
Saves	5, Kevin Gunderson (2006)
Games Pitched	9, Joe Paterson (2007)
Games Started	5, Mike Stutes (2007), Jonah Nickerson (2006)
Innings Pitched	36.2, Jonah Nickerson (2006)
Hits Allowed	31, Dallas Buck (2006)
Runs Allowed	16, Dallas Buck (2006)
Earned Runs Allowed	16, Dallas Buck (2006)
Walks Allowed	17, Mike Stutes (2007)
Strikeouts	34, Jonah Nickerson (2006)

Team Game Superlatives

Offense

At Bats	46, vs. Virginia (6/2/07)
Runs Scored	19, vs. St. John's (6/5/05)
Hits	22, vs. St. John's (6/5/05)
Runs Batted In	19, vs. St. John's (6/5/05)
Doubles	5, vs. Kansas (6/3/06)
Triples	2, vs. Miami (6/17/06)
Home Runs	3, vs. USC (6/12/05)
Total Bases	33, vs. St. John's (6/5/05)
Walks	10, vs. Michigan (6/11/07)
Strikeouts	14, vs. LSU (6/3/12)
Stolen Bases	4, two times, last vs. Michigan (6/11/07)

Pitching

Innings Pitched	13.0, vs. Virginia (6/2/07)
Runs Allowed	17, vs. Stanford (5/24/85)
Earned Runs Allowed	17, vs. Stanford (5/24/85)
Walks Allowed	9, two times, last vs. Miami (6/17/06)
Strikeouts	15, vs. North Dakota State (5/30/14)
Hits Allowed	18, vs. Stanford (5/24/85)

Fielding

Putouts	39, vs. Virginia (6/2/07)
Assists	19, two times, last vs. TCU (5/30/09)
Errors	4, six times, last vs. LSU (6/3/12)
Passed Balls	2, four times, last vs. Virginia (6/2/07)
Double Plays Turned	3, vs. TCU (5/30/09)

Individual Game Superlatives

Offense

At Bats	6, 13 times, last by Ryan Ortiz vs. Texas A&M (5/31/09)
Runs Scored	4, Bill Rowe vs. Stanford (6/11/06)
Hits	5, three times, last vs. Koa Kahalehoe vs. Texas A&M (5/31/09)
Runs Batted In	6, Bill Rowe vs. Hawai'i (6/4/06)
Doubles	3, two times, last by Cole Gillespie vs. Kansas (6/3/06)
Triples	1, 18 times
Home Runs	2, three times, last by Chris Kunda vs. Kansas (6/3/06)
Total Bases	11, Andy Jenkins vs. USC (6/13/05)
Walks	2, 42 times
Strikeouts	3, 11 times
Stolen Bases	2, 2 times, last by A. Santos vs. Texas A&M (5/29/09)

Pitching

Innings Pitched	9.0, 11 times
	last by Scott Schultz vs. UC Irvine (6/1/14)
Runs Allowed	10, Sam Gaviglio vs. Vanderbilt (6/10/11)
Earned Runs Allowed	10, Sam Gaviglio vs. Vanderbilt (6/10/11)
Walks Allowed	7, two times
	last by Dave Brundage vs. Arkansas (5/22/86)
Strikeouts	14, Andrew Moore vs. North Dakota State (5/30/14)
Hits Allowed	10, two times,
	last by Jorge Reyes vs. Texas A&M (5/31/09)

Complete Games By Oregon State Pitchers


6/1/14	Scott Schultz vs. UC Irvine (Win)
6/1/14	Ben Wetzler vs. UNLV (Win)
6/19/13	Matt Boyd vs. Indiana (Win)
6/2/13	Ben Wetzler vs. Texas A&M (win)
6/4/11	Sam Gaviglio vs. Creighton (win)
5/31/09	Jorge Reyes vs. Texas A&M (win)
6/4/05	Jonah Nickerson vs. St. John's (win)
5/24/86	Bryce Hulstrom vs. Arkansas (win)
5/22/86	Dave Brundage vs. Arkansas (loss)
5/25/85	Dave Brundage vs. Pepperdine (loss)
5/28/83	Scott Anderson vs. UC Santa Barbara (loss)

* Statistical records date back to 1983 postseason




Dwane Helbig
 1952
 ABCA 2nd

.418, 3 HR, 10 RBI
 North only




Bailey Brem
 1953
 ABCA 3rd

4-1, 2.00 ERA
 North only




Jay Dean
 1954 (ABCA 1st)
 .456, 26 RBI

1955 (ABCA 1st)
 .465, 1 HR, 28 RBI




Larry Petersen
 1960
 ABCA 1st

.419, 19 RBI




Cecil Ira
 1962 (ABCA 3rd)
 11-4, 1.23 ERA

1963 (ABCA 3rd)
 10-2, 1.82 ERA




Jim Wilson
 1982
 ABCA 3rd, BA 3rd

.336, 21 HR, 62 RBI




Dave Brundage
 1986
 ABCA 2nd

.366, 8 HR, 44 RBI
 8-4, 3.19 ERA




Ken Bowen
 1987
 BA 2nd

.404, 9 HR, 51 RBI



Scott Christman
 1993
 ABCA, BA 2nd,
 CB 1st

14-1, 2.20 ERA




Mason Smith
 1994
 BA 3rd, CB 3rd

11-3, 2.39 ERA



Mark Newell
 1997
 NCBWA 3rd

8-0, 2.12 ERA




Andrew Checketts
 1998
 CB 3rd, NCBWA
 2nd


11-1, 3.77 ERA



Jim Wilson



Mason Smith



Scott Christman

Abbreviations: ABCA (American Baseball Coaches Association), BA (Baseball America), CB (Collegiate Baseball), NCBWA (National Collegiate Baseball Writers), PG (Perfect Game USA), USAT/SW (USA Today/Sports Weekly)

2006 & 2007 NATIONAL CHAMPIONS • 2013 & 2014 PAC-12 CHAMPIONS

5 College World Series Appearances: 1952, 2005, 2006, 2007, 2013 | **5 NCAA Super Regional Appearances:** 2005, 2006, 2007, 2011, 2013

16 NCAA Regional Appearances: 1952, 1962, 1963, 1983, 1985, 1986, 2005, 2006, 2007, 2009, 2010, 2011, 2012, 2013, 2014, 2015

2017 OREGON STATE BASEBALL
ALL-AMERICANS

Twitter.com/BeaverBaseball
Instagram.com/BeaverBaseball
Facebook.com/OregonStateBaseball




Scott Nicholson
2001
CB 3rd

11-2, 3.58 ERA



Dallas Buck
2005 (ABCA 1st, BA 1st, CB 1st, NCBWA 2nd, USAT/SW 1st)
12-1, 2.09 ERA
2006 (ABCA 2nd, CB 2nd, NCBWA 2nd)
13-3, 3.44 ERA




Jacoby Ellsbury
2005
ABCA 1st, BA 1st, CB 2nd, NCBWA 1st, USAT/SW 2nd

.406, 6 HR, 48 RBI



Jonah Nickerson
2005
USAT/SW 2nd
9-2, 2.13 ERA
2006
BA 2nd
13-4, 2.24 ERA



Cole Gillespie
2006
ABCA 1st, BA 1st, CB 1st, NCBWA 3rd

.374, 13 HR, 57 RBI



Kevin Gunderson
2006
NCBWA 2nd

3-2, 2.36 ERA, 20 SV




Pat Casey
2006 (Coach of the Year: ABCA, BA, CB, NCBWA)
2007
Coach of the Year
CB, ABCA




Mitch Canham
2007
CB 3rd

.326, 10 HR, 59 RBI



Sam Gaviglio
2011
BA 2nd, CB 2nd, NCBWA 3rd

12-3, 2.54 ERA




Michael Conforto
2012 (BA 2nd, NCBWA 2nd, ABCA 2nd)
2013 (PG 1st, ABCA 1st)
2014 (1st - BA, NCBWA, CB, ABCA, PG)




Matt Boyd
2013
BA 3rd, CB 3rd, PG 3rd

11-4, 2.04 ERA, 1 SV




Andrew Moore
2013
BA 1st, ABCA 1st, CB 2nd

2015
CB 2nd, ABCA 2nd, D1 3rd, BA 3rd



Jace Fry
2014
ABCA 1st, NCBWA 1st, CB 1st, BA 2nd, PG 2nd

11-2, 1.80 ERA



Ben Wetzler
2014
NCBWA 1st, CB 1st, BA 2nd, PG 2nd, ABCA 2nd

12-1, 0.78 ERA



Jeff Hendrix
2015
ABCA 3rd

.339, 6 HR, 34 RBI



Bryce Fehmel
2016
CB 2nd

10-1, 2.31 ERA



Matt Boyd



Jonah Nickerson



Jeff Hendrix

All-Region Honors

As selected by the American Baseball Coaches Association

All-District VIII

1949	Frank Roelandt, C	*.508, 20 RBI
1950	Gene Tanselli, SS	*.380, 7 RBI
1951	John Thomas, C	*.280, 10 RBI
1952	Bailey Brem, P	*3-2, 2.41 ERA
	Dwane Helbig, OF	*.418, 3 HR, 10 RBI
1953	Bailey Brem, P	*4-1, 2.00 ERA
	John Thomas, C	*.316, 1 HR, 9 RBI
	Bud Shirtcliff, OF	*.292, 2 HR, 10 RBI
1954	Jay Dean, 1B	.456, 26 RBI, 0 HR
1955	Jay Dean, 1B	.465, 28 RBIs, 1 HR
1957	Twink Pedersen, 3B	.400, 21 RBI
1959	Jerry Droscher, OF	.321, 19 RBI
1960	Larry Petersen, OF	.419, 19 RBI
1962	Cecil Ira, P	11-4, 1.23 ERA
1963	Cecil Ira, P	10-2, 1.83 ERA
	Al Lehrer, OF	.374, 19 RBI

All-Region IX

1976	Pete Rowe, C	.338, 4 HR, 30 RBI
1977	Jeff Doyle, 1B (2nd)	.350, 5 HR, 30 RBI
1978	Bob McNair, 1B (2nd)	.316, 10 HR, 46 RBI
1982	Jim Wilson, 1B	.336, 21 HR, 62 RBI
	Mike Gorman, P (2nd)	9-2, 2.93 ERA
	Mickey Riley, 2B (2nd)	.374, 23 RBI
1984	Scott Anderson, P (2nd)	8-6, 1.66 ERA

1985	Dave Brundage, 1B	.370, 4 HR, 40 RBI; 7-3, 4.63 ERA
	Ken Bowen, SS (2nd)	.332, 4 HR, 44 RBI
	John Sipple, P (2nd)	10-2, 4.53 ERA
1986	Dave Brundage, OF	.366, 8 HR, 44 RBI; 8-4, 3.19 ERA
	Ken Bowen, SS (2nd)	.293, 6 HR, 28 RBI
	Bryce Hulstrom, P (2nd)	7-2, 2.51 ERA
1987	Ken Bowen, SS	.404, 9 HR, 51 RBI
	Jeff Otis, P (2nd)	9-4, 2.88 ERA
1988	Ben Johnson, SS (2nd)	.276, 1 HR, 26 RBI
	Lance Rice, C (2nd)	.323, 5 HR, 47 RBI
	John Sipple, P (2nd)	6-3, 1.82 ERA
1989	Jeff Brauning, 2B (2nd)	.340, 1 HR, 38 RBI
1990	R.A. Nietzel, UTIL	.355, 3 HR, 20 RBI
1993	Scott Christman, P	14-1, 2.20 ERA
	Kevin Hooker, 2B	.351, 0 HR, 31 RBI
	A.J. Marquardt, OF	.376, 6 HR, 40 RBI

All-West Region

Includes Oregon, Washington, California, Arizona

1998	Andrew Checketts, P (2nd)	11-1, 3.77 ERA
2001	Chris Biles, OF	.395, 9 HR, 48 RBI
	Scott Nicholson, P	11-2, 3.58 ERA
2005	Dallas Buck, P	12-1, 2.09 ERA, 1 Sv
	Jacoby Ellsbury, OF	.406, 6 HR, 48 RBI
	Pat Casey	Coach of the Year

2006	Dallas Buck, P	13-3, 3.44 ERA
	Cole Gillespie, OF	.374, 13 HR, 57 RBI
	Kevin Gunderson, P	3-2, 2.36 ERA, 20 Sv
	Pat Casey	Coach of the Year
2007	Mitch Canham, C	.326, 10 HR, 57 RBI
2011	Sam Gaviglio, P	12-3, 2.54 ERA
2012	Michael Conforto, OF	.349, 13 HR, 76 RBI
	Tyler Smith (2nd)	.343, 1 HR, 39 RBI
2013	Michael Conforto, OF	.328, 11 HR, 47 RBI
	Andrew Moore, P	14-2, 1.79 ERA
2014	Michael Conforto, OF	.345, 7 HR, 56 RBI
	Jace Fry, LHP	11-2, 1.80 ERA
	Ben Wetzler, LHP	12-1, 0.78 ERA
	Dylan Davis, OF (2nd)	.283, 7 HR, 64 RBI
2015	Jeff Hendrix, OF	.339, 6 HR, 34 RBI
	Andrew Moore, RHP	7-2, 1.91 ERA
	Drew Rasmussen, RHP (2nd)	7-4, 2.80 ERA
	KJ Harrison, IF/C (2nd)	.309, 10 HR, 60 RBI
2016	KJ Harrison, INF (2nd)	.265, 10 HR, 47 RBI
	Logan Ice, C (2nd)	.310, 7 HR, 39 RBI


*-denotes that only Northern Division statistics are available for that season

Freshman All-Americans

Year	Name	Pos.	Org.	Team
1993	A.J. Marquadt	OF	Baseball America	Second
1996	Chris Pine	RHP	Baseball America	Second
1996	Chris Pine	RHP	Collegiate Baseball	HM
2000	Brian Barden	3B	Collegiate Baseball	First
2002	Aaron Mathews	OF	Collegiate Baseball	HM
2003	Jacoby Ellsbury	OF	Baseball America	Second
	Jacoby Ellsbury	OF	Collegiate Baseball	First
2004	Kevin Gunderson	LHP	Collegiate Baseball	First
2005	Darwin Barney	SS	Baseball America	Second
2005	Darwin Barney	SS	Collegiate Baseball	First
2007	Jorge Reyes	RHP	Baseball America	Second
2008	Kevin Rhoderick	RHP	Baseball America	Second
	Kevin Rhoderick	RHP	NCBWA	First
2008	Kevin Rhoderick	RHP	Collegiate Baseball	First
2009	Sam Gaviglio	RHP	Baseball America	Second
2009	Sam Gaviglio	RHP	NCBWA	First
	Sam Gaviglio	RHP	Collegiate Baseball	First
2010	Matt Boyd	UT	NCBWA	First
	Matt Boyd	UT	Collegiate Baseball	First
2011	Kavin Keyes	DH	Collegiate Baseball	First
2012	Michael Conforto	OF	Collegiate Baseball *	First
	Michael Conforto	OF	NCBWA *	First
	Michael Conforto	OF	Baseball America	First
	Michael Conforto	OF	Perfect Game	First
	Jace Fry	LHP	Collegiate Baseball	First
	Jace Fry	LHP	Baseball America	Second
	Jace Fry	LHP	Perfect Game	Second
2013	Andrew Moore	RHP	Collegiate Baseball	First
	Andrew Moore	RHP	NCBWA	First
	Andrew Moore	RHP	Baseball America	First
	Andrew Moore	RHP	Perfect Game	First

Year	Name	Pos.	Org.	Team
2015	KJ Harrison	IF/C	NCBWA	First
	KJ Harrison	IF/C	Baseball America	First
	KJ Harrison	IF/C	D1Baseball.com	First
	KJ Harrison	IF/C	Collegiate Baseball	First
	Mitch Hickey	RHP	Collegiate Baseball	First
	Mitch Hickey	RHP	NCBWA	Second
	Drew Rasmussen	RHP	NCBWA	First
	Drew Rasmussen	RHP	D1Baseball.com	First
	Drew Rasmussen	RHP	Collegiate Baseball	First
	Drew Rasmussen	RHP	Baseball America	Second
2016	Bryce Fehmel	RHP	NCBWA	First
	Bryce Fehmel	RHP	Perfect Game	First
	Bryce Fehmel	RHP	Collegiate Baseball	First
	Nick Madrigal	IF	Baseball America	First
	Nick Madrigal	IF	Collegiate Baseball	First
	Nick Madrigal	IF	D1Baseball.com	First
	Nick Madrigal	IF	Perfect Game	First

* Denotes Freshman Hitter of the Year



Mitch Hickey



Oregon State And International Baseball

Oregon State players who have played baseball Internationally

Brian Barden (2008 USA Baseball Olympic Team)

.265, 9 GP, 8 GS, 3 2B, 1 HR, 5 RBI, 4 BB, 1 SB

Brian Barden (2010 USA Baseball Pan Am Qualifying Team)

.320, 7 GP, 7 GS, 2 2B, 1 HR, 6 RBI, 2 BB, 0 SB

Darwin Barney (2006 USA Baseball CNT)

.276, 30 GP, 28 GS, 7 2B, 1 HR, 8 RBI, 17 BB, 6 SB

Carter Bell (2010 Team Canada Collegiate National Team)

.300, 6 GP, 0 2B, 1 3B, 1 HR, 5 RBI, 2 BB, 1 SB

Matt Boyd (2011 USA Baseball CNT)

1-0, 1.42 ERA, 5 APP, 0 GS, 6.1 IP, 4 R, 1 ER, 8 SO

Dan Child (2012 USA Baseball CNT)

0-0, 2.45 ERA, 2 SV, 7 APP, 0 GS, 11.0 IP, 4 R, 3 ER, 9 SO

Michael Conforto (2012 USA Baseball CNT)

.208, 16 GP, 16 GS, 2 2B, 2 HR, 12 RBI, 7 BB, 0 SB

Michael Conforto (2013 USA Baseball CNT)

.302, 18 GP, 18 GS, 5 2B, 3 HR, 10 RBI, 7 BB, 1 SB

Kevin Gunderson (2005 USA Baseball CNT)

1-0, 0.45 ERA, 11 APP, 1 GS, 20.0 IP, 2 R, 1 ER, 17 SO

KJ Harrison (2015 USA Baseball CNT)

.182, 17 GP, 15 GS, 2 2B, 6 RBI, 2 BB, 1 SB

KJ Harrison (2016 USA Baseball CNT)

.103, 13 GP, 9 GS, 3 RBI

Jordan Lennerton (2012 Team Canada World Cup Qualifying Team)

1.000, 1 GP, 0 GS, 0 2B, 1 HR, 2 RBI, 0 BB, 0 SB

Andrew Moore (2014 USA Baseball CNT)

2-0, 2.12 ERA, 1 SV, 7 APP, 1 GS, 17.0 IP, 4 R, 4 ER, 19 SO

Jonah Nickerson (2005 USA Baseball CNT)

1-1, 2.00 ERA, 6 APP, 1 GS, 18.0 IP, 6 R, 4 ER, 23 SO

Drew Rasmussen (2015 USA Baseball CNT)

0-1, 4.26 ERA, 3 APP, 1 GS, 6.1 IP, 3 R, 3 ER, 7 SO

Kevin Rhoderick (2008 USA Baseball CNT)

0-0, 0.00 ERA, 1 APP, 0 GS, 1.0 IP, 0 R, 0 ER, 0 SO



(MVP)-denotes league Most Valuable Player or Player of the Year; (FOY)-denotes league Freshman of the Year; (DPOY)-denotes Defensive Player of the Year

All-Northern Division

1948	Chuck Sauvain, P
1949	Frank Roelandt, C
1950	Gene Tanselli, SS Don White, P
1951	Pete Goodbrod, OF Gene Tanselli, SS Don White, P
1952	Bailey Brem, P Dwane Helbig, OF Chuck Fisk, SS (2nd) Pete Goodbrod, OF (2nd) Danny Johnston, 2B (2nd)
1953	Bailey Brem, P Jay Dean, 1B Bud Shirtcliff, OF Norb Wellman, P
1954	Jay Dean, 1B Chuck Fisk, 2B Jack Pinion, OF
1955	Jay Dean, 1B Jerry Exley, OF Jerry Bettendorf, IF (2nd) Bobby Buob, IF (2nd) Bill Epperle, P (2nd) Chuck Fisk, IF (2nd) John Fredericks, OF (2nd) Al Guidotti, P (2nd) Phil Jantze, OF (2nd) Dan Lovejoy, C (2nd)
1956	Jerry Exley, OF
1957	Tom Hunt, OF Twink Pedersen, 3B Syl Johnson, P (2nd) Dan Luby, 2B (2nd)
1958	Gene Bates, 1B Tom Bowen, 3B Gary Moore, P Bob Berreman, OF (HM) Ray Lunde, P (HM)
1959	Kim Bradshaw, OF Jerry Droscher, OF Bill Wagner, 3B Grimm Mason, OF (2nd) Gary Moore, P (2nd)
1960	Larry Petersen, OF Bill Wagner, 3B
1961	Grimm Mason, OF Bill Wagner, 3B
1962	Cecil Ira, P Al Lehrer, 3B
1963	Cecil Ira, P Al Lehrer, 3B Dave Long, 2B Frank Peters, OF Doug Stahl, SS
1964	Steve Clark, P
1965	Morrell Cray, C Ron Lucas, SS
1966	Jack Humphrey, P

All-Pacific-8

1967	Jack Humphrey, P (2nd)
1987	Tom Jones, 1B (2nd) Bob Kaiser, OF (2nd)

1968	Ken Forsch, P (2nd) Tom Jones, 1B (2nd)
1969	Lute Barnes, SS (2nd)
1970	Bob Beall, 1B Dave Wiggins, UTIL (2nd)
1971	Dan Cunningham, UTIL (2)


All-Northern Division

1972	Dan Cunningham, UTIL
1974	Rob Drahn, DH Greg Jurgenson, P Pete Rowe, OF
1975	Ramon Gonzalez, OF Gail Meier, P Pete Rowe, C
1976	Jeff Doyle, UTIL Ken Noble, P Pete Rowe, C
1977	Rich Dodge, OF Jeff Doyle, 2B Pete Rowe, C
1978	Rich Harper, C Bob McNair, 1B Jerry Miller, OF Jerry Yung, UTIL
1979	Dave Backen, UTIL
1980	Al Hunsinger, 3B Bob McNair, 1B
1981	Dave Backen, UTIL Al Hunsinger, 1B (MVP) Todd Thomas, OF
1982	Mike Gorman, P Jim Grove, OF Mickey Riley, 2B Jim Wilson, 1B (MVP)
1983	Jeff Reece, P (MVP) Steve Smith, OF Dain Syverson, 3B Todd Thomas, UTIL
1984	Scott Anderson, P Dain Syverson, 3B
1985	Ken Bowen, SS Dave Brundage, 1B Mel Malinak, 2B John Sipple, P Quinn Williams, 3B
1986	Ken Bowen, SS Dave Brundage, P, OF (MVP) Bryce Hulstrom, P Quinn Williams, 3B
1987	Ken Bowen, SS (MVP) Randy Duke, UTIL Jeff Otis, P Rod Scheckla, P
1988	Ben Johnson, SS Lance Rice, C John Sipple, P
1989	Jeff Brauning, 2B Ben Johnson, SS Jeff Otis, P
1990	Jeff Post, P Aaron Anderson, 1B (2nd) Ben Johnson, SS (2nd) R.A. Neitzel, 3B (2nd) Paul Sanders, C (2nd) Dave Schoppe, UTIL (2nd)
1991	Kevin Hooker, 2B Jeff Post, P (2nd) Paul Sanders, C (2nd) Dave Schoppe, UTIL (2nd)

1992	Jamie Burke, 3B (2nd) Scott Christman, P (2nd)
1993	Jamie Burke, 3B Scott Christman, P (MVP) Kevin Hooker, 2B Randy Hunter, C A.J. Marquardt, OF
1994	Mason Smith, P (MVP) A.J. Marquardt, OF Mike Thurman, P
1995	Kevin Hooker, UTIL Pat Meiwes, 3B Kevin Hooker, 2B (2nd) David Schmidt, C (2nd)
1996	Brandon Hageman, SS Ryan Lipe, 3B Eric Lovinger, P Ryan McDonald, 2B Chris Pine, P David Schmidt, C Chris Wakeland, OF
1997	Ben Bertrand, C Mike Boire, P Andrew Checketts, P Mike Leone, DH Ryan Lipe, 3B Ryan McDonald, 2B Mark Newell, P Jason Stranberg, OF
1998	A. Checketts, P (MVP) Ben Bertrand, C Rob Colley, OF Joe Gerber, DH

All-Pacific-10

1999	Joe Gerber, 1B Corrie Willkie, 2B (HM) B.R. Cook, P (HM)
2000	Joe Gerber, 1B Drew Hedges, OF Brian Barden, 3B (HM) Andy Jarvis, DH (HM) Thad Johnson, P (HM) Scott Nicholson, P (HM)
2001	Brian Barden, 3B Chris Biles, OF Bryan Ingram, C Scott Nicholson, P Josh Carter, OF (HM) Curtis Davis, DH (HM) Thad Johnson, P (HM)
2002	Brian Barden, 3B Will Hudson, SS (HM) Andy Jarvis, 1B (HM) Ty Kline, P (HM) Aaron Mathews, OF (HM) Seth Pietsch, OF (HM) Jared Sanders, P (HM)
2003	Jake Postlewait, P Chris Biles, OF/DH (HM) Tony Calderon, IF (HM) Jacoby Ellsbury, OF (HM) Andy Jarvis, 1B (HM) Aaron Mathews, OF (HM) Seth Pietsch, OF (HM)
2004	Jacoby Ellsbury, OF Aaron Mathews, OF Jake Postlewait, P Kevin Gunderson, P (HM) Paul Richie, C (HM)



Ryan Lipe

2005	Jacoby Ellsbury, OF (co-MVP) Darwin Barney, SS (FOY) Dallas Buck, P Kevin Gunderson, P Andy Jenkins, 1B Jonah Nickerson, P Nate Fogle, P (HM) Ryan Gipson, 2B (HM) Tyler Graham, OF (HM) Anton Maxwell, P (HM) Shea McFeely, 3B (HM)
2006	Cole Gillespie, OF (MVP) Darwin Barney, SS Dallas Buck, P Jonah Nickerson, P Kevin Gunderson, P Mitch Canham, C (HM) Shea McFeely, 3B (HM) Chris Kunda, 2B (DPOY)
2007	Mitch Canham, C Darwin Barney, SS (HM) Eddie Kunz, P (HM) Jordan Lennerton, 1B (HM)
2008	Ryan Ortiz, C Kevin Rhoderick, P (HM) Daniel Robertson, OF (HM) John Wallace, OF (HM)
2009	Ryan Ortiz, C Sam Gaviglio, P (HM) Jared Norris, 1B (HM) Kevin Rhoderick, P (HM) Adalberto Santos, UT (HM) Tyler Waldron, P (HM)
2010	Stefen Romero, 3B Adalberto Santos, OF Matt Boyd, P (HM) Rob Folsom, OF (HM) Greg Peavey, P (HM) Kevin Rhoderick, P (HM)
2011	Tony Bryant, P Sam Gaviglio, P Kavin Keyes, P Carter Bell, 3B (HM) Matt Boyd, P (HM) Ryan Dunn, SS (HM) Josh Osich, P (HM) Tyler Smith, 2B (HM)

2017 OREGON STATE BASEBALL
ALL-CONFERENCE/WEEKLY AWARDS

Twitter.com/BeaverBaseball
 Instagram.com/BeaverBaseball
 Facebook.com/OregonStateBaseball

All-Conference Cont'd

2011	Andrew Susac, C (HM)
2012	Michael Conforto, OF (Freshman of the Year) Tyler Smith, SS Jace Fry, LHP (HM) Dan Child, RHP (HM) Ryan Dunn, 3B (HM) Jake Rodriguez, C (HM)
2013	Michael Conforto, OF (Player of the Year) Andrew Moore, RHP (Pitcher of the Year) Tyler Smith, SS Dylan Davis, OF Jake Rodriguez, C Matt Boyd, LHP Ben Wetzler, LHP Andy Peterson, 2B (HM) Scott Schultz, RHP (HM)
2014	Michael Conforto, OF (Player of the Year) Jace Fry, LHP (Pitcher of the Year) Dylan Davis, OF Jeff Hendrix, OF Ben Wetzler, LHP Scott Schultz, RHP (HM) Logan Ice, C (HM)
2015	KJ Harrison, IF (Freshman of the Year) Jeff Hendrix, OF Andrew Moore, RHP Drew Rasmussen, RHP Kyle Nobach, OF (HM)
2016	Logan Ice, C (Defensive Player of the Year) Nick Madrigal, IF (Freshman of the Year) KJ Harrison, IF Christian Donahue, OF Bryce Fehmel, RHP (HM)

**Coach of the Year
Northern Division**

1982	Jack Riley
1983	Jack Riley
1986	Jack Riley
1993	Jack Riley
1994	Jack Riley
1997	Pat Casey

Pacific-10

2005	Pat Casey
2006	Pat Casey
2011	Pat Casey

Pac-12

2013	Pat Casey
------	-----------

Pac-12 Players Of The Week

Year	Date	Name	Position
2016	Feb. 23	Nick Madrigal	2B
	March 8	Logan Ice	C
2015	Feb. 23	KJ Harrison	1B
2014	Feb. 18	Michael Conforto	OF
	May 12	Jeff Hendrix	OF
2013	March 5	Michael Conforto	OF
	March 12	Tyler Smith	SS
	March 19	Michael Conforto	OF
2012	May 21	Danny Hayes	DH

Pac-10 Players Of The Week

Year	Date	Name	Position
2011	March 8	Andrew Susac	C
	April 11	Ryan Dunn	SS
	April 18	Kavin Keyes	DH
	May 31	Adalberto Santos	OF
2009	April 6	Ryan Ortiz	C
2008	March 25	Ryan Ortiz	C
	April 22	Lonnie Lechelt	3B
2006	May 23	Mitch Canham	C
	May 29	Cole Gillespie	OF
2005	April 12	Jacoby Ellsbury	OF
	April 26	Andy Jenkins	1B
2003	April 14	Aaron Mathews	OF
2002	May 6	Andy Jarvis	1B
2001	March 13	Andy Jarvis	1B
	March 27	Bryan Ingram	C
	April 23	Brian Barden	3B

Pac-10 Players Of The Week (North)

Year	Date	Name	Position
1998	February 17	Corrie Wilkie	2B
	March 3	Ryan Lipe	3B
	March 31	Rob Colley	OF
	April 6	Ben Bertrand	C
	April 20	Joe Gerber	1B
	May 11	Troy Schader	SS
1997	March 18	Matt Bailie	1B
	April 15	Ryan Lipe	3B
1996	March 5	David Schmidt	C
	March 19	Mark Leone	IF
	April 15	Chris Wakeland	OF
1995	March 7	Kevin Hooker	2B
1994	March 15	Brent Watts	3B
	April 5	Todd Black	OF
	May 16	A.J. Marquadt	OF
	May 23	A.J. Marquadt	OF
1993	March 9	Jim Champion	1B
1992	March 3	Randy Hunter	C
1991	March 26	Aaron Anderson	1B
1990	May 7	R.A. Neitzel	3B
1989	May 1	Scott Sanders	OF
	May 8	Brent Hahn	C
	May 15	Ben Johnson	SS
1988	May 9	Troy Haugen	3B
1987	March 23	Ken Bowen	SS
	April 6	Lance Rice	C
	May 3	Ken Bowen	SS
1986	April 14	Quinn Williams	SS
	April 21	Tim Lambert	3B
1985	March 3	Ken Bowen	SS
	April 1	Quinn Williams	SS
	April 8	Dave Brundage	1B
	May 6	Dave Brundage	1B

1984	March 26	Gary Hamilton	OF
	April 16	Scott Anderson	RHP
1983	May 2	Todd Thomas	SS
	May 16	Jeff Reece	RHP
	May 23	Jeff Reece	RHP
1982	April 19	Jim Wilson	1B
	April 26	Mike Gorman	RHP
	May 10	Jim Wilson	1B
1981	April 13	Todd Thomas	OF



Ryan Dunn



Adalberto Santos

Pac-12 Pitchers Of The Week

Year	Date	Name	Position
2016	March 14	Drew Rasmussen	RHP
	April 4	Travis Eckert	RHP
	May 23	Travis Eckert	RHP
2015	May 30	Luke Heimlich	LHP
	March 9	Andrew Moore	RHP
	March 23	Drew Rasmussen	RHP
2014	April 20	Andrew Moore	RHP
	May 25	Andrew Moore	RHP
	March 11	Jace Fry	LHP
2013	March 31	Jace Fry	LHP
	May 5	Jace Fry	LHP
	May 19	Ben Wetzler	LHP
2012	Feb. 25	Matt Boyd	LHP
	March 19	Matt Boyd	LHP
	May 20	Andrew Moore	RHP
2012	April 23	Jace Fry	LHP

Pac-10 Pitchers Of The Week

Year	Date	Name	Position
2011	March 1	Sam Gaviglio	RHP
	March 21	Sam Gaviglio	RHP
	May 2	Josh Osich	LHP
2010	March 1	Greg Peavey	RHP
	March 22	Tanner Robles	LHP
	April 12	Greg Peavey	RHP
2006	May 31	Sam Gaviglio	RHP
	May 23	Dallas Buck	RHP
	2005	February 22	Anton Maxwell
2005	May 17	Dallas Buck	RHP
	May 24	Dallas Buck	RHP
	2004	March 23	Andy Baldwin
2002	April 27	Kevin Gunderson	LHP
	April 29	Ben Rowe	RHP
	2001	April 2	Scott Nicholson
2000	May 21	Scott Nicholson	LHP
	May 28	Scott Nicholson	LHP
	1999	February 23	B.R. Cook
1999	April 26	B.R. Cook	RHP

Pac-10 Pitchers Of The Week (North)

Year	Date	Name	Position
1998	February 17	Andrew Checketts	RHP
	February 24	Chris Pine	RHP
	March 3	Andrew Checketts	RHP
1997	March 10	Brody Percell	LHP
	March 24	Andrew Checketts	RHP
	March 31	Andrew Checketts	RHP
1996	April 13	Chris Pine	RHP
	April 20	Brody Percell	LHP
	May 4	Andrew Checketts	RHP
1995	March 18	Mark Newell	RHP
	April 1	Mark Newell	RHP
	May 6	Andrew Checketts	RHP
1994	May 13	James Bronson	RHP
	March 5	Eric Lovinger	RHP
	March 19	Chris Pine	RHP
1994	April 8	Andrew Checketts	RHP
	April 22	Andrew Checketts	RHP
	April 29	Chris Pine	RHP
1994	May 6	Chris Pine	RHP
	May 13	Eric Lovinger	RHP
	1995	March 14	Kevin Hooker
1994	March 22	Mason Smith	RHP
	April 5	Mike Thurman	RHP

1993	April 11	Eric Lovinger	RHP
	May 16	Mason Smith	RHP
	March 23	Mike Thurman	RHP
1992	April 12	Scott Christman	LHP
	April 19	Scott Christman	LHP
	May 17	Scott Christman	LHP
1991	May 24	Scott Christman	LHP
	March 17	Scott Christman	LHP
	March 30	Jeff Post	RHP
1990	April 27	Scott Christman	LHP
	March 26	Jeff Smith	RHP
	April 16	Jeff Post	RHP
1988	May 14	Jeff Smith	RHP
	May 7	Jeff Post	RHP
	May 2	John Sipple	LHP
1987	May 9	John Sipple	LHP
	March 23	Chris Payne	RHP
	April 27	Rod Scheckla	RHP
1986	May 10	Jeff Otis	RHP
	March 31	Bryce Hulstrom	LHP
	April 14	Bryce Hulstrom	LHP
1986	April 28	Dave Brundage	LHP
	May 5	Dave Brundage	LHP



Andrew Moore



Josh Osich

Pac-10/12 Superlatives

Players Of The Week

OSU Total: 68

North Division: 43

Selections By School

Arizona State	106
Stanford	73
Oregon State	68
Washington State	67
Arizona	65
Washington	63
USC	62
UCLA	61
California	50
Oregon	14
Utah	3

Multi OSU Selections

Ken Bowen	3
Michael Conforto	3
Ryan Ortiz	2
Andy Jarvis	2
Ryan Lipe	2
Todd Thomas	2
Jeff Reece	2
A.J. Marquadt	2
Quinn Williams	2
Dave Brundage	2
Jim Wilson	2

Pitchers Of The Week

OSU Total: 81

North Division: 46






Selections By School

Stanford	82
Oregon State	81
UCLA	72
Arizona State	68
USC	65
Arizona	54
Washington	44
Washington State	38
California	33
Oregon	9
Utah	2

Multi OSU Selections

Andrew Checketts	8
Scott Christman	6
Chris Pine	5
Jace Fry	4
Andrew Moore	4
Sam Gaviglio	3
Dallas Buck	3
Scott Nicholson	3
Eric Lovinger	3
Jeff Post	3
Drew Rasmussen	2
Travis Eckert	2
Matt Boyd	2
Greg Peavey	2
Mike Thurman	2
Brody Percell	2
Mark Newell	2
Mason Smith	2
Jeff Smith	2
John Sipple	2
Bryce Hulstrom	2
Dave Brundage	2

Academic All-Americans

 Ken Bowen 1986 & 1987 Marketing 3.60 GPA	 Bryan Ganter 1986 & 1987 Pre-Medicine 3.65 GPA	 Mason Smith 1994 Business 3.83 GPA	 Ben Bertrand 1998 Science 3.46 GPA	 Mitch Canham 2007 Business Administration 3.53 GPA
---	---	---	--	---


Pac-10/12 Conference All-Academic

(MVP)-denotes player was on first team; (2nd) - denotes player was named to second team; (HM) - denotes honorable mention.

Year	Player	Year	Team
1991	David Anderson	Jr.	1st
	Mason Smith	Fr.	1st
	Paul Sanders	Sr.	2nd
	Kevin Hooker	Fr.	HM
	Jon Yonemitsu	So.	HM
1992	David Anderson	Sr.	1st
	Mason Smith	So.	1st
1993	Mason Smith	Jr.	1st
1994	Mason Smith	Sr.	1st
1996	Ryan Lipe	So.	1st
	Mitch Gregg	So.	HM
1997	Ben Bertrand	Jr.	1st
	Ryan Lipe	Jr.	1st
1998	Ben Bertrand	Sr.	1st
	Ryan Lipe	Sr.	1st
	B.R. Cook	So.	HM
	Curtis Davis	RFr.	HM
1999	B.R. Cook	Jr.	1st
	Jeff Sakamoto	Sr.	1st
	Paul Hansen	So.	HM
2000	Paul Hansen	Jr.	HM
2000	Tim Dryden	Sr.	HM
2001	Stephen Copeland	So.	1st
	Thad Johnson	Sr.	1st
	Zach Gordon	Sr.	2nd
2001	Mark McLemore	So.	HM
	Pat Stevens	Jr.	HM
2002	Stephen Copeland	Jr.	1st
	Tom Creighton	Sr.	HM

Year	Player	Year	Team
2002	Mark McLemore	Jr.	HM
	Ben Rowe	So.	HM
2003	Stephen Copeland	Sr.	1st
	Kane TenPas	Jr.	1st
	Ben Rowe	Jr.	HM
	Mike Ekstrom	So.	HM
2004	Jacoby Ellsbury	So.	HM
	Billy Munich	So.	HM
	Ben Rowe	Sr.	HM
2005	Mitch Canham	RFr.	2nd
	Jacoby Ellsbury	Jr.	HM
	Jake McCormick	So.	HM
	Billy Munich	Jr.	HM
	Kurt Steele	Jr.	HM
2006	Mitch Canham	So.	1st
	Jake McCormick	Jr.	HM
2007	Mitch Canham	Jr.	1st
	Joey Lakowske	Sr.	1st
	Joe Paterson	Jr.	2nd
	Jake McCormick	Sr.	HM
	Scott Santschi	Sr.	HM
	John Wallace	So.	HM
2008	Braden Wells	Sr.	2nd
	Jason Ogata	Jr.	HM
	Ryan Ortiz	So.	HM
	John Wallace	Jr.	HM
2009	John Wallace	Sr.	2nd
	Rob Folsom	Jr.	HM
	Ryan Ortiz	Jr.	HM
	Kraig Sitton	So.	HM
2010	Rob Folsom	Sr.	2nd
	Kraig Sitton	Jr.	HM
2011	Ryan Barnes	So.	HM

Year	Player	Year	Team
2011	Parker Berberet	Sr.	HM
	Garrett Nash	So.	HM
2012	Zack Reser	RFr.	2nd
	Ryan Barnes	Jr.	HM
	Jake Rodriguez	So.	HM
	Taylor Starr	Sr.	HM
	John Tommasini	Sr.	HM
	Ben Wetzler	So.	HM
2013	Ryan Barnes	Sr.	HM
	Cole Brocker	Sr.	HM
	Dan Child	Jr.	HM
	Jake Rodriguez	Jr.	HM
	Ben Wetzler	Jr.	HM
2014	Brandon Jackson	Sr.	HM
	Andrew Moore	So.	HM
	Zack Reser	Jr.	HM
	Ben Wetzler	Sr.	HM
2015	Andrew Moore	Jr.	2nd
	Caleb Hamilton	So.	HM
	Logan Ice	So.	HM
	Billy King	So.	HM
2016	Jack Anderson	RSO.	1st
	Jake Thompson	Jr.	1st
	Max Engelbrekt	RJr.	2nd
	Scotland Church	Jr.	HM
	Christian Donahue	So.	HM
	KJ Harrison	So.	HM
	Luke Heimlich	So.	HM
	Logan Ice	Jr.	HM
	Billy King	Jr.	HM
	Kyle Nobach	Jr.	HM
	Drew Rasmussen	So.	HM



Ben Bertrand



John Wallace



SCOTT ANDERSON (1981-1984)

Year	Club	W	L	G	GS	CG	SHO	SV	IP	H	R	ER	BB	SO	ERA
1987	Texas (AL)	0	1	8	0	0	0	0	11.1	17	12	12	8	6	9.53
1990	Montreal (NL)	0	1	4	3	0	0	0	18.0	12	6	6	5	16	3.00
1995	Kansas City (AL)	1	0	6	4	0	0	0	25.1	29	15	15	8	6	5.33
MLB Totals (3 seasons)		1	2	18	7	0	0	0	54.2	58	33	33	21	28	5.43
OSU Career (4 seasons)		25	17	67	40	19	1	5	325.2	291	171	126	147	258	3.48



BRIAN BARDEN (2000-2002)

Year	Club	AVG	GP	AB	R	H	2B	3B	HR	RBI	SLG	BB	SO	OBA	SB
2007	Arizona (NL)	.083	8	12	0	1	0	0	0	0	.083	0	3	.083	0
2007	St. Louis (NL)	.217	15	23	6	5	1	0	0	0	.261	2	4	.280	0
2008	St. Louis (NL)	.222	9	9	0	2	0	0	0	1	.222	0	4	.222	0
2009	St. Louis (NL)	.233	52	103	13	24	3	0	4	10	.379	6	21	.286	0
2010	Florida (NL)	.179	35	28	2	5	0	0	0	3	.179	3	12	.281	0
MLB Totals (4 seasons)		.211	119	175	21	37	4	0	4	14	.302	11	44	.258	0
OSU Career (3 seasons)		.362	156	150	148	231	39	5	25	154	.556	51	86	.417	9




LUTE BARNES (1967-1969)

Year	Club	AVG	GP	AB	R	H	2B	3B	HR	RBI	SLG	BB	SO	OBA	SB
1972	New York (NL)	.236	24	72	5	17	2	2	0	6	.319	6	4	.291	0
1973	New York (NL)	.500	3	2	2	1	0	0	0	1	.500	0	1	.500	0
MLB Totals (2 seasons)		.243	27	74	7	18	2	2	0	7	.324	6	5	.296	0
OSU Career (3 seasons)		.287	-	429	-	123	15	7	2	39	.368	-	-	-	25




DARWIN BARNEY (2005-2007)

Year	Club	AVG	GP	AB	R	H	2B	3B	HR	RBI	SLG	BB	SO	OBA	SB
2010	Chicago (NL)	.241	30	79	12	19	4	0	0	2	.291	6	12	.294	0
2011	Chicago (NL)	.276	143	529	66	146	23	6	2	43	.313	22	67	.353	9
2012	Chicago (NL)	.254	156	548	73	139	26	4	7	44	.354	33	58	.299	6
2013	Chicago (NL)	.208	141	501	49	104	25	1	7	41	.303	35	64	.266	4
2014	Chicago (NL)	.230	72	204	18	47	10	2	2	16	.328	9	31	.265	1
2014	Los Angeles (NL)	.303	22	33	6	10	1	0	1	7	.424	8	3	.467	0
2015	Los Angeles (NL)	.000	2	4	0	0	0	0	0	0	.000	0	0	.000	0
2015	Toronto (AL)	.304	15	23	4	7	1	0	2	4	.609	1	2	.333	0
2016	Toronto (AL)	.269	104	279	35	75	13	2	4	19	.373	22	48	.322	2
MLB Totals (7 seasons)		.249	685	2200	263	547	103	15	25	176	.343	137	285	.297	22
OSU Career (3 seasons)		.311	191	765	152	238	40	6	7	136	.407	99	73	.396	36



BOB BEALL (1968-1970)

Year	Club	AVG	GP	AB	R	H	2B	3B	HR	RBI	SLG	BB	SO	OBA	SB
1975	Atlanta (NL)	.226	20	31	2	7	2	0	0	1	.290	6	9	.351	0
1978	Atlanta (NL)	.243	108	185	29	45	8	0	1	16	.303	36	27	.368	4
1979	Atlanta (NL)	.133	17	15	1	2	2	0	0	1	.267	3	4	.263	0
1980	Pittsburgh (NL)	.000	3	3	0	0	0	0	0	0	.000	0	1	.000	0
MLB Totals (4 seasons)		.231	148	234	32	54	12	0	1	18	.295	45	41	.355	4
OSU Career (3 seasons)		.269	-	357	-	96	16	8	7	58	.417	-	-	-	22




MATT BOYD (2010-2013)

Year	Club	W	L	G	GS	CG	SHO	SV	IP	H	R	ER	BB	SO	ERA
2015	Toronto (AL)	0	2	2	2	0	0	0	6.2	15	11	11	1	7	14.85
2015	Detroit (AL)	1	4	11	10	0	0	0	50.2	56	39	37	19	36	6.57
2016	Detroit (AL)	6	5	20	18	0	0	0	97.1	97	51	49	29	82	4.53
MLB Totals (2 seasons)		7	11	33	30	0	0	0	154.2	168	101	97	49	125	5.64
OSU Career (4 seasons)		22	5	101	20	4	3	8	258.1	198	74	61	71	216	2.13



JAMIE BURKE (1992-1993)

Year	Club	AVG	GP	AB	R	H	2B	3B	HR	RBI	SLG	BB	SO	OBA	SB
2001	Anaheim (AL)	.200	9	5	1	1	0	0	0	0	.200	0	2	.200	0
2003	Chicago (AL)	.375	6	8	0	3	0	0	0	2	.375	0	0	.375	0
2004	Chicago (AL)	.333	57	120	22	40	9	0	0	15	.408	10	13	.386	0
2005	Chicago (AL)	.000	1	0	0	0	0	0	0	0	.000	0	0	.000	0
2007	Seattle (AL)	.301	50	113	19	34	8	0	1	12	.398	7	17	.363	0
2008	Seattle (AL)	.261	48	92	10	24	3	0	1	8	.326	5	7	.303	0
2009	Seattle (AL)	.122	13	41	1	5	0	0	1	1	.195	2	13	.163	0
2009	Washington (NL)	.100	6	10	0	1	0	0	0	1	.100	1	5	.167	0
2010	Washington (NL)	.000	1	0	0	0	0	0	0	0	.000	0	0	.000	0
MLB Totals (8 seasons)		.277	191	390	53	108	20	0	3	39	.351	25	57	.328	0
OSU Career (2 seasons)		.341	89	317	66	108	18	4	2	67	.441	52	38	.434	-



ED COLEMAN (1924)

Year	Club	AVG	GP	AB	R	H	2B	3B	HR	RBI	SLG	BB	SO	OBA	SB
1932	Philadelphia (AL)	.342	26	73	13	25	7	1	1	13	.507	1	6	.351	1
1933	Philadelphia (AL)	.281	102	388	48	109	26	3	6	68	.410	19	51	.318	0
1934	Philadelphia (AL)	.280	101	329	53	92	14	6	14	60	.486	29	34	.342	0
1935	Philadelphia (AL)	.077	10	13	0	1	0	0	0	0	.077	0	3	.077	0
1935	St. Louis (AL)	.287	108	397	66	114	15	9	17	71	.499	53	41	.373	0
1936	St. Louis (AL)	.292	92	137	13	40	5	4	2	34	.431	15	17	.366	0
MLB Totals (5 seasons)		.285	439	1337	193	381	67	23	40	246	.459	117	152	.345	1



MICHAEL CONFORTO (2012-2014)

Year	Club	AVG	GP	AB	R	H	2B	3B	HR	RBI	SLG	BB	SO	OBA	SB
2015	New York (NL)	.270	56	194	30	47	14	0	9	26	.506	17	39	.335	0
2016	New York (NL)	.220	109	304	38	67	21	1	12	42	.414	36	89	.310	2
MLB Totals (2 seasons)		.238	165	478	68	114	35	1	21	68	.448	53	128	.319	2
OSU Career (3 seasons)		.340	182	668	145	227	44	4	31	179	.557	120	122	.463	11




JEFF DOYLE (1975-1977)

Year	Club	AVG	GP	AB	R	H	2B	3B	HR	RBI	SLG	BB	SO	OBA	SB
1983	St. Louis (NL)	.297	13	37	4	11	1	2	0	2	.432	1	3	.316	0
MLB Totals (1 season)		.297	13	37	4	11	1	2	0	2	.432	1	3	.316	0
OSU Career (3 seasons)		.317	-	407	109	129	22	9	7	64	.469	-	-	-	54



MIKE EKSTROM (2002-03)

Year	Club	W	L	G	GS	CG	SHO	SV	IP	H	R	ER	BB	SO	ERA
2008	San Diego (NL)	0	2	8	0	0	0	0	9.2	14	8	8	7	6	7.45
2009	San Diego (NL)	0	0	12	0	0	0	0	18.1	21	14	13	8	19	6.38
2010	Tampa Bay (AL)	0	1	15	0	0	0	0	16.1	12	6	6	9	10	3.31
2011	Tampa Bay (AL)	0	0	1	0	0	0	0	1.0	1	0	0	0	1	0.00
2012	Colorado (NL)	0	0	15	0	0	0	0	15.2	21	11	11	2	9	6.32
MLB Totals (5 seasons)		0	3	51	0	0	0	0	61.0	69	39	38	26	45	5.61
OSU Career (2 seasons)		3	2	41	1	0	0	3	64.2	86	49	41	36	29	5.71




GLENN ELLIOTT (1940-1942)

Year	Club	W	L	G	GS	CG	SHO	SV	IP	H	R	ER	BB	SO	ERA
1947	Boston (NL)	0	1	11	0	0	0	1	19.0	18	10	10	11	8	4.74
1948	Boston (NL)	1	0	1	1	0	0	0	3.0	5	1	1	1	2	3.00
1949	Boston (NL)	3	4	22	6	1	0	0	68.1	70	35	30	27	15	3.95
MLB Totals (3 seasons)		4	5	34	7	1	0	1	90.1	93	46	41	39	25	4.08



JACOBY ELLSBURY (2003-2005)

Year	Club	AVG	GP	AB	R	H	2B	3B	HR	RBI	SLG	BB	SO	OBA	SB
2007	Boston (AL)	.353	33	116	20	41	7	1	3	18	.509	8	15	.394	9
2008	Boston (AL)	.280	145	554	98	155	22	7	9	47	.394	41	80	.336	50
2009	Boston (AL)	.301	153	624	94	182	27	10	8	60	.415	49	74	.355	70
2010	Boston (AL)	.192	16	78	10	15	4	0	0	5	.244	4	9	.241	7
2011	Boston (AL)	.321	158	660	119	212	46	5	32	105	.552	52	98	.376	39
2012	Boston (AL)	.271	74	303	43	82	18	0	4	26	.370	19	43	.313	14
2013	Boston (AL)	.298	134	577	92	172	31	8	9	53	.426	47	92	.355	52
2014	New York (AL)	.271	149	575	71	156	27	5	16	70	.419	49	93	.328	39
2015	New York (AL)	.257	111	452	66	116	15	2	7	33	.345	35	86	.318	21
2016	New York (AL)	.263	148	551	71	145	24	5	9	56	.374	54	84	.330	20
MLB Totals (10 seasons)		.286	1123	4490	684	1282	221	43	97	473	.419	358	674	.342	321
OSU Career (3 seasons)		.365	160	646	168	236	37	8	16	101	.522	92	71	.464	60



KEN FORSCH (1967-1968)

Year	Club	W	L	G	GS	CG	SHO	SV	IP	H	R	ER	BB	SO	ERA
1970	Houston (NL)	1	2	4	4	1	0	0	24.0	28	15	15	5	13	5.63
1971	Houston (NL)	8	8	33	23	7	2	0	188.1	162	60	53	53	131	2.53
1972	Houston (NL)	6	8	30	24	1	0	0	156.1	163	75	68	62	113	3.91
1973	Houston (NL)	9	12	46	26	5	0	4	201.1	197	101	94	74	149	4.20
1974	Houston (NL)	8	7	70	0	0	0	10	103.1	98	38	32	37	48	2.79
1975	Houston (NL)	4	8	34	9	2	0	2	109.0	114	42	39	30	54	3.22
1976	Houston (NL)	4	3	52	0	0	0	19	92.0	76	23	22	26	49	2.15
1977	Houston (NL)	5	8	42	5	0	0	8	86.0	80	32	26	28	45	2.72
1978	Houston (NL)	10	6	52	6	4	2	7	133.1	136	44	40	37	71	2.70
1979	Houston (NL)	11	6	26	24	10	2	0	177.2	155	67	60	35	58	3.04
1980	Houston (NL)	12	13	32	32	6	3	0	222.1	230	90	79	41	84	3.20
1981	California (AL)	11	7	20	20	10	4	0	153.0	143	54	49	27	55	2.88
1982	California (AL)	13	11	37	35	12	4	0	228.0	225	108	98	57	73	3.87
1983	California (AL)	11	12	31	31	11	1	0	219.1	226	107	99	61	81	4.06
1984	California (AL)	1	1	2	2	1	0	0	16.1	14	4	4	3	10	2.20
1986	California (AL)	0	1	10	0	0	0	1	17.0	24	21	18	10	13	9.53
MLB Totals (16 seasons)		114	113	521	241	70	18	51	2127.1	2071	881	796	586	1047	3.37
OSU Career (2 seasons)		13	6	-	-	-	-	-	157.1	117	-	37	56	184	2.12



COLE GILLESPIE (2004-2006)

Year	Club	AVG	GP	AB	R	H	2B	3B	HR	RBI	SLG	BB	SO	OBA	SB
2010	Arizona (NL)	.231	45	104	11	24	8	0	2	12	.365	7	29	.283	1
2011	Arizona (NL)	.333	5	6	2	2	0	0	1	4	.833	1	1	.429	0
2013	San. Fran (NL)	.000	3	9	0	0	0	0	0	0	.000	1	0	.100	0
2013	Chicago (NL)	.240	25	50	6	12	2	0	0	4	.280	6	13	.328	0
2014	Seattle (AL)	.254	34	71	9	18	2	0	1	5	.324	6	13	.312	2
2014	Toronto (AL)	.000	1	3	0	0	0	0	0	0	.000	0	0	.000	0
2015	Miami (NL)	.290	67	145	17	42	10	2	2	16	.428	10	27	.333	4
2016	Miami (NL)	.235	41	51	7	12	3	2	0	5	.373	3	14	.273	0
MLB Totals (6 seasons)		.251	221	439	52	110	25	4	6	46	.367	34	97	.305	7
OSU Career (3 seasons)		.348	132	394	117	137	33	8	14	79	.579	77	64	.467	19




TYLER GRAHAM (2003-06)

Year	Club	AVG	GP	AB	R	H	2B	3B	HR	RBI	SLG	BB	SO	OBA	SB
2012	Arizona (NL)	.000	10	2	1	0	0	0	0	0	.000	0	2	.000	0
MLB Totals (1 season)		.000	10	2	1	0	0	0	0	0	.000	0	2	.000	0
OSU Career (4 seasons)		.317	151	458	92	145	10	2	1	51	.354	49	79	.393	39



DON JOHNSON (1932)

Year	Club	AVG	GP	AB	R	H	2B	3B	HR	RBI	SLG	BB	SO	OBA	SB
1943	Chicago (NL)	.190	10	42	5	8	2	0	0	1	.238	2	4	.227	0
1944	Chicago (NL)	.278	154	608	50	169	37	1	2	71	.352	28	48	.311	8
1945	Chicago (NL)	.302	138	557	94	168	23	2	2	58	.361	32	34	.343	9
1946	Chicago (NL)	.242	83	314	37	76	10	1	1	19	.290	26	39	.306	6
1947	Chicago (NL)	.259	120	402	33	104	17	2	3	26	.333	24	45	.302	2
1948	Chicago (NL)	.250	6	12	0	3	0	0	0	0	.250	0	1	.250	1
MLB Totals (6 seasons)		.273	511	1935	219	528	89	6	8	175	.337	112	171	.315	26




EDDIE KUNZ (2005-2007)

Year	Club	W	L	G	GS	CG	SHO	SV	IP	H	R	ER	BB	SO	ERA
2008	New York (NL)	0	0	4	0	0	0	0	2.2	5	4	4	1	1	13.50
MLB Totals (1 season)		0	0	4	0	0	0	0	2.2	5	4	4	1	1	13.50
OSU Career (3 seasons)		10	2	73	0	0	0	12	100.1	77	45	34	46	81	3.05



JOHN LEOVICH (1940)

Year	Club	AVG	GP	AB	R	H	2B	3B	HR	RBI	SLG	BB	SO	OBA	SB
1941	Philadelphia (AL)	.500	1	2	0	1	1	0	0	0	1.000	0	0	.500	0
MLB Totals (1 season)		.500	1	2	0	1	1	0	0	0	1.000	0	0	.500	0



STEVE LYONS (1979-1981)

Year	Club	AVG	GP	AB	R	H	2B	3B	HR	RBI	SLG	BB	SO	OBA	SB
1985	Boston (AL)	.264	133	371	52	98	14	3	5	30	.358	32	64	.322	12
1986	Boston (AL)	.250	59	124	20	31	7	2	1	14	.363	12	23	.312	2
1986	Chicago (AL)	.203	42	123	10	25	2	1	0	6	.236	7	24	.248	2
1987	Chicago (AL)	.280	76	193	26	54	11	1	1	19	.363	12	37	.320	3
1988	Chicago (AL)	.269	146	472	59	127	28	3	5	45	.373	32	59	.313	1
1989	Chicago (AL)	.264	140	443	51	117	21	3	2	50	.339	35	68	.317	9
1990	Chicago (AL)	.192	94	146	22	28	6	1	1	11	.267	10	41	.245	1
1991	Boston (AL)	.241	87	212	15	51	10	1	4	17	.354	11	35	.277	10
1992	Atlanta (NL)	.071	11	14	0	1	0	1	0	1	.214	0	4	.071	0
1992	Montreal (NL)	.231	16	13	2	3	0	0	0	1	.231	1	3	.286	1
1992	Boston (AL)	.250	21	28	3	7	0	1	0	2	.321	2	1	.300	0
1993	Boston (AL)	.130	28	23	4	3	1	0	0	0	.174	2	5	.200	1
MLB Totals (9 seasons)		.252	853	2162	264	545	100	17	19	196	.340	156	364	.301	42
OSU Career (3 seasons)		.237	132	476	96	113	16	6	12	88	.372	99	48	.467	43



HOWARD MAPLE (1927-1929)

Year	Club	AVG	GP	AB	R	H	2B	3B	HR	RBI	SLG	BB	SO	OBA	SB
1932	Washington (AL)	.244	44	41	6	10	0	1	0	7	.293	7	7	.367	0
MLB Totals (1 season)		.244	44	41	6	10	0	1	0	7	.293	7	7	.367	0



MARK McLEMORE (2000-2002)

Year	Club	W	L	G	GS	CG	SHO	SV	IP	H	R	ER	BB	SO	ERA
2007	Houston (NL)	3	0	29	0	0	0	0	35.0	38	17	15	18	35	3.86
MLB Totals (1 season)		3	0	29	0	0	0	0	35.0	38	17	15	18	35	3.86
OSU Career (3 seasons)		3	9	40	22	0	0	0	103.2	125	90	78	59	78	6.77



JOSH OSICH (2008-2011)

Year	Club	W	L	G	GS	CG	SHO	SV	IP	H	R	ER	BB	SO	ERA
2015	San Francisco (NL)	2	0	35	0	0	0	0	28.2	24	12	7	8	27	2.20
2016	San Francisco (NL)	1	3	59	0	0	0	0	36.1	31	20	19	19	25	4.71
MLB Totals (2 seasons)		3	3	94	0	0	0	0	65.0	55	32	26	27	52	3.60
OSU Career (3 seasons)		6	6	45	21	1	1	1	128.0	110	69	58	77	132	4.08



JOE PATERSON (2006-2007)

Year	Club	W	L	G	GS	CG	SHO	SV	IP	H	R	ER	BB	SO	ERA
2011	Arizona (NL)	0	1	62	0	0	0	1	34.0	28	11	11	15	28	2.91
2012	Arizona (NL)	0	0	6	0	0	0	0	2.2	15	11	11	3	0	37.12
2013	Arizona (NL)	0	0	2	0	0	0	0	2.1	2	1	1	0	2	3.86
2014	Arizona (NL)	0	0	3	0	0	0	0	1.1	4	5	5	1	0	33.75
MLB Totals (4 seasons)		0	1	73	0	0	0	1	40.1	49	28	28	19	30	6.25
OSU Career (2 seasons)		11	7	52	18	0	0	3	160.1	152	71	66	40	106	3.70




DANIEL ROBERTSON (2008)

Year	Club	AVG	GP	AB	R	H	2B	3B	HR	RBI	SLG	BB	SO	OBA	SB
2014	Texas (AL)	.271	70	177	23	48	9	1	0	21	.333	17	28	.333	6
2015	Los Angeles (AL)	.280	37	80	10	21	2	0	0	7	.307	2	7	.299	0
2016	Seattle (AL)	.263	9	19	1	5	1	0	0	1	.316	1	3	.300	0
MLB Totals (3 seasons)		.273	116	271	34	74	12	1	0	29	.325	20	38	.322	6
OSU Career (1 season)		.327	52	196	44	64	12	1	2	27	.429	23	21	.419	8




STEFEN ROMERO (2009-2010)

Year	Club	AVG	GP	AB	R	H	2B	3B	HR	RBI	SLG	BB	SO	OBA	SB
2014	Seattle (AL)	.192	72	177	19	34	6	2	3	11	.299	4	48	.234	0
2015	Seattle (AL)	.190	13	21	6	4	1	0	1	3	.381	3	6	.292	0
2016	Seattle (AL)	.235	9	17	1	4	1	0	0	3	.294	1	4	.263	0
MLB Totals (3 seasons)		.195	94	215	26	42	8	2	4	17	.307	8	58	.242	0
OSU Career (2 seasons)		.307	103	407	83	125	28	4	18	92	.528	38	65	.392	6




WES SCHULMERICH (1925-1927)

Year	Club	AVG	GP	AB	R	H	2B	3B	HR	RBI	SLG	BB	SO	OBA	SB
1931	Boston (NL)	.309	95	327	36	101	17	7	2	43	.422	28	30	.363	0
1932	Boston (NL)	.260	119	404	47	105	22	5	11	57	.421	27	61	.260	5
1933	Boston (NL)	.247	29	85	10	21	6	1	1	13	.376	5	10	.289	0
1933	Philadelphia (NL)	.334	97	365	53	122	19	4	8	59	.474	32	45	.394	1
1934	Philadelphia (NL)	.250	15	52	2	13	1	0	0	1	.269	4	8	.316	0
1934	Cincinnati (NL)	.263	74	209	21	55	7	3	5	19	.402	22	43	.333	1
MLB Totals (4 seasons)		.289	429	1442	169	417	73	20	27	192	.424	118	197	.347	7



MIKE STUTES (2006-2008)

Year	Club	W	L	G	GS	CG	SHO	SV	IP	H	R	ER	BB	SO	ERA
2011	Philadelphia (NL)	6	2	57	0	0	0	0	62.0	49	25	25	28	58	3.63
2012	Philadelphia (NL)	0	0	6	0	0	0	0	5.2	7	6	4	4	5	6.35
2013	Philadelphia (NL)	3	1	16	0	0	0	0	17.2	14	11	9	8	9	4.58
MLB Totals (3 seasons)		9	4	79	0	0	0	0	85.1	70	42	38	40	72	4.01
OSU Career (3 seasons)		24	11	53	50	1	0	0	302.0	277	159	140	139	287	4.17



ANDREW SUSAC (2010-11)

Year	Club	AVG	GP	AB	R	H	2B	3B	HR	RBI	SLG	BB	SO	OBA	SB
2014	San Fran. (NL)	.273	35	88	13	24	8	0	3	19	.466	7	28	.326	0
2015	San Fran. (NL)	.218	52	148	14	29	7	2	3	14	.368	14	43	.297	0
2016	Milwaukee (NL)	.235	9	17	3	4	1	0	1	2	.471	2	5	.316	0
MLB Totals (3 seasons)		.239	96	238	30	57	16	2	7	35	.412	23	76	.309	0
OSU Career (2 seasons)		.283	82	237	46	67	13	4	7	45	.460	43	59	.414	0



MIKE THURMAN (1992-1994)

Year	Club	W	L	G	GS	CG	SHO	SV	IP	H	R	ER	BB	SO	ERA
1997	Montreal (NL)	1	0	5	2	0	0	0	11.2	8	9	7	4	8	5.40
1998	Montreal (NL)	4	5	14	13	0	0	0	67.0	60	38	35	26	32	4.70
1999	Montreal (NL)	7	11	29	27	0	0	0	146.2	140	84	66	52	85	4.05
2000	Montreal (NL)	4	9	17	17	0	0	0	88.1	112	69	63	46	52	6.42
2001	Montreal (NL)	9	11	28	26	0	0	0	147.0	172	90	87	50	96	5.33
2002	New York (AL)	1	0	12	2	0	0	0	33.0	45	21	19	12	23	5.18
MLB Totals (6 seasons)		26	36	105	87	0	0	0	493.2	537	311	277	190	296	5.05
OSU Career (3 seasons)		17	5	43	26	13	3	1	213.0	215	99	86	72	176	3.63



CHRIS WAKELAND (1995-1996)

Year	Club	AVG	GP	AB	R	H	2B	3B	HR	RBI	SLG	BB	SO	OBA	SB
2001	Detroit (AL)	.250	10	36	5	9	2	0	2	6	.472	0	13	.250	0
MLB Totals (1 season)		.250	10	36	5	9	2	0	2	6	.472	0	13	.250	0
OSU Career (2 seasons)		.341	95	346	82	118	25	6	15	82	.535	35	87	.402	9



JIM WILSON (1980-1982)

Year	Club	AVG	GP	AB	R	H	2B	3B	HR	RBI	SLG	BB	SO	OBA	SB
1985	Cleveland (AL)	.357	4	14	2	5	0	0	0	4	.357	1	3	.400	0
1989	Seattle (AL)	.000	5	8	0	0	0	0	0	0	.000	0	3	.000	0
MLB Totals (2 seasons)		.227	9	22	2	5	0	0	0	4	.227	1	6	.261	0
OSU Career (3 seasons)		.316	107	342	89	108	28	1	27	105	.640	61	65	.419	1

MLB Draft Selections By Year

Where OSU players were drafted by Major League Baseball teams at the conclusion of their college careers (June regular draft, unless otherwise noted).

Year	Player	Pos.	Round	Team
1968	Ken Forsch	RHP	18	Houston
1969	Lute Barnes	2B	21	New York Mets
1970	Bob Beall %	1B-OF	28	Philadelphia
	Jerry Johnson	LHP	2	New York Yankees
1971	Curt Daniels %	SS	8	Baltimore
1974	Greg Jurgenson	LHP	10	Houston
1975	Andrew Mason %	3B	3	Texas
	Steve Wilkins %	OF	3	Pittsburgh
1977	Tom Costello %	RHP	4	Minnesota
	Scott Anderson	RHP	4	Montreal
	Jeff Doyle	SS	6	St. Louis
	Pete Rowe	C	11	Toronto
	Tom Chamberlain	RHP	11	St. Louis
1980	Bob McNair	1B	4	Toronto
1981	Steve Lyons	SS-OF	1	Boston
	Al Hunsinger	1B	16	St. Louis
1982	Jim Wilson	1B	2	Cleveland
	Mike Gorman	RHP	21	Oakland
1983	Rob Holbrook %	RHP	2	Toronto
	Jeff Reece	LHP	3	Milwaukee
	Steve Smith	OF	11	Cleveland

Year	Player	Pos.	Round	Team
1983	Todd Thomas	OF	31	San Francisco
1984	Scott Anderson	RHP	7	Texas
	Dain Syverson	SS-C	20	Cleveland
	Lindsey Johnson	C	21	Pittsburgh
1986	Dave Brundage	OF-LHP	4	Philadelphia
	Bryce Hulstrom	LHP	9	Chicago White Sox
	Keith Krafve	3B	31	San Francisco
1987	Ken Bowen	SS	6	Kansas City
	Rich Duke	C	24	Atlanta
	Bryan Ganter	OF	27	Cincinnati
1988	Lance Rice	C	15	Los Angeles
	John Sipple	LHP	16	Texas
	Rod Scheckla	RHP	26	Houston
1989	Jeff Brauning	IF	26	San Francisco
1990	Ben Johnson	SS	29	Pittsburgh
1991	Paul Sanders	C	32	Kansas City
	Jeff Smith	RHP	44	Kansas City
1993	Scott Christman	LHP	1	Chicago White Sox
	Jamie Burke	3B	9	California
1994	Mike Thurman &	RHP	1	Montreal
	Mason Smith	RHP	18	Toronto
	Jim Champion	1B	32	Minnesota
1995	Kevin Hooker	RHP-2B	31	Philadelphia
1996	David Schmidt	C	8	St. Louis
	Chris Wakeland	OF	15	Detroit

2017 OREGON STATE BASEBALL

BEAVERS IN MLB DRAFT

Twitter.com/BeaverBaseball
Instagram.com/BeaverBaseball
Facebook.com/OregonStateBaseball

Year	Player	Pos.	Round	Team
1996	Eric Lovinger	RHP	41	Los Angeles
1997	Joe Messman	RHP	7	Houston
	Tyler Swinburnson	RHP	16	Cleveland
1998	Chris Pine	RHP	5	Milwaukee
	Brody Percell	LHP	7	Cleveland
	Andrew Checketts	RHP	21	Boston
	Matt Bailie	1B-RHP	22	Philadelphia
1999	B.R. Cook	RHP	3	St. Louis
	Troy Schader	SS	21	San Diego
2000	Joe Gerber	1B	24	Detroit
2001	Scott Nicholson	LHP	8	Colorado
	Bryan Ingram	C	12	Colorado
	Josh Carter	OF	14	San Diego
2002	Mark McLemore	LHP	4	Houston
	Brian Barden	3B	6	Arizona
	Will Hudson	SS	20	New York Mets
2003	Seth Pietsch	OF	8	New York Mets
	Levi Webber	1B	25	St. Louis
	Bill Rowe ^	RHP	24	Texas
2004	Andy Baldwin	RHP	5	Philadelphia
	Jake Postlewait	LHP	7	Colorado
	Kyle Aselton	LHP	11	Minnesota
	Jared Sanders	RHP	14	Cincinnati
	Aaron Mathews	OF	19	Toronto
	Nathan Pendley	LHP	19	San Francisco
2005	Jacoby Ellsbury	OF	1	Boston
	Andy Jenkins	1B	11	Florida
	Nate Fogle	RHP	11	Texas
	Tyler Graham ^	OF	14	Chicago Cubs
2006	Dallas Buck	RHP	3	Arizona
	Cole Gillespie	OF	3	Milwaukee
	Kevin Gunderson	LHP	5	Atlanta
	Jonah Nickerson	RHP	7	Detroit
	Tyler Graham	OF	19	San Francisco
	Chris Kunda	2B	19	New York Yankees
	Shea McFeely	3B	28	Arizona
	Mitch Canham ^	C	41	St. Louis
	Jon Koller	RHP	48	New York Mets
2007	Eddie Kunz	RHP	1	New York Mets
	Mitch Canham &	C	1	San Diego
	Darwin Barney	SS	4	Chicago Cubs
	Daniel Turpen	RHP	8	San Francisco
	Mike Stutes ^	RHP	9	St. Louis
	Joe Paterson	LHP	10	San Francisco
	Anton Maxwell	LHP	31	Texas
	Chris Hopkins ^	OF	44	Kansas City
2008	Mike Stutes	RHP	11	Philadelphia
	Lonnie Lechelt	IF	21	Florida
	Chris Hopkins	OF	24	Toronto
	Mark Grbavac ^	RHP	32	New York Mets
	Jordan Lennerton	1B	33	Detroit
	Daniel Robertson	OF	33	San Diego
	Jason Ogata	UT	38	Texas
2009	Ryan Ortiz	C	6	Oakland
	Jorge Reyes	RHP	17	San Diego
	Kraig Sitton ^	LHP	17	Boston
	Joey Wong	SS	24	Colorado
	Greg Peavey ^	RHP	32	Houston
	Adalberto Santos ^	UT	35	San Diego
2010	Tyler Waldron	RHP	5	Pittsburgh
	Greg Peavey	RHP	6	New York Mets
	Kraig Sitton	LHP	7	Colorado
	Josh Osich ^	LHP	7	Los Angeles Angels
	Tanner Robles	LHP	9	Cincinnati
	Kevin Rhoderick	RHP	9	Chicago Cubs

Year	Player	Pos.	Round	Team
2010	Stefen Romero	3B	12	Seattle
	Adalberto Santos	OF	22	Pittsburgh
2011	Andrew Susac	C	2	San Francisco
	Sam Gaviglio	RHP	5	St. Louis
	Josh Osich	LHP	6	San Francisco
	Brian Stamps	OF	24	Atlanta
	Parker Berberet	C	25	Milwaukee
	Carter Bell	3B	29	Arizona
	James Nygren	RHP	33	Florida
	Tyler Starr ^	RHP	37	Cleveland
2012	Matt Boyd ^	LHP	13	Cincinnati
	Ryan Dunn	3B	17	Tampa Bay
	Ryan Gorton	C	31	Oakland
2013	Ben Wetzler ^	LHP	5	Philadelphia
	Matt Boyd	LHP	6	Toronto
	Tyler Smith	SS	8	Seattle
	Danny Hayes	1B	13	Chicago White Sox
	Scott Schultz ^	RHP	17	Miami
	Dan Child	RHP	18	Philadelphia
	Jake Rodriguez	C	19	Houston
2014	Michael Conforto	OF	1	New York Mets
	Jace Fry	LHP	3	Chicago White Sox
	Dylan Davis	OF	3	San Francisco
	Ben Wetzler	LHP	9	Miami
	Scott Schultz	RHP	10	Arizona
	Andy Peterson	2B	27	Seattle
	Kavin Keyes	INF	39	Seattle
	Jeff Hendrix ^	OF	39	Kansas City
2015	Andrew Moore	RHP	2	Seattle
	Jeff Hendrix	OF	4	New York Yankees
	Travis Eckert ^	RHP	20	San Francisco
	Gabe Clark	IF	26	Toronto
2016	Logan Ice	C	2	Cleveland
	Travis Eckert	RHP	7	Kansas City
	Trever Morrison	SS	12	Milwaukee
	John Pomeroy	RHP	13	Pittsburgh
	Caleb Hamilton	IF	23	Minnesota

Key

& - First round supplemental; % - January draft; ^ - Returned to school

By Organization

Team	Player	Pos.	Round	Year
Arizona (5)	Brian Barden	3B	6	2002
	Dallas Buck	RHP	3	2006
	Shea McFeely	3B	28	2006
	Carter Bell	3B	29	2011
	Scott Schultz	RHP	10	2014
Atlanta (3)	Rich Duke	C	24	1987
	Kevin Gunderson	LHP	5	2006
	Brian Stamps	OF	24	2011
Baltimore (1)	Curt Daniels	SS	8	1971
Boston (4)	Steve Lyons	SS-OF	1	1981
	Andrew Checketts	RHP	21	1998
	Jacoby Ellsbury	OF	1	2005
	Kraig Sitton	LHP	17	2009
Chicago Cubs (3)	Tyler Graham	OF	14	2005
	Darwin Barney	SS	4	2007
	Kevin Rhoderick	RHP	9	2010
Chicago White Sox (4)	Bryce Hulstrom	LHP	9	1986
	Scott Christman	LHP	1	1993
	Danny Hayes	1B	13	2013
	Jace Fry	LHP	3	2014

Team	Player	Pos.	Round	Year
Cincinnati (4)	Bryan Ganter	OF	27	1987
	Jared Sanders	RHP	14	2004
	Tanner Robles	LHP	9	2010
	Matt Boyd	LHP	13	2012
Cleveland (7)	Jim Wilson	1B	2	1982
	Steve Smith	OF	11	1983
	Dain Syverson	SS-C	20	1984
	Tyler Swinburnson	RHP	16	1997
	Brody Percell	LHP	7	1998
	Taylor Starr	RHP	37	2011
	Logan Ice	C	2	2016
Colorado (5)	Scott Nicholson	LHP	8	2001
	Bryan Ingram	C	12	2001
	Jake Postlewait	LHP	7	2004
	Joey Wong	SS	24	2009
	Kraig Sitton	LHP	7	2010
Detroit (4)	Chris Wakeland	OF	15	1996
	Joe Gerber	1B	24	2000
	Jonah Nickerson	RHP	7	2006
	Jordan Lennerton	1B	33	2008
Florida/Miami (4)	Andy Jenkins	1B	11	2005
	Lonnie Lechelt	IF	21	2008
	James Nygren	RHP	33	2011
	Scott Schultz	RHP	17	2013
	Ben Wetzler	LHP	9	2014
Houston (7)	Ken Forsch	RHP	18	1968
	Greg Jurgenson	LHP	10	1974
	Rod Sheckla	RHP	26	1988
	Tyler Messman	RHP	7	1997
	Mark McLemore	LHP	4	2002
	Greg Peavey	RHP	32	2009
Jake Rodriguez	C	19	2013	
LA Angels/California (2)	Jamie Burke	3B	9	1993
	Josh Osich	LHP	7	2010
Los Angeles (2)	Lance Rice	C	15	1988
	Eric Lovinger	RHP	41	1996
Kansas City (6)	Ken Bowen	SS	6	1987
	Paul Sanders	C	32	1991
	Jeff Smith	RHP	44	1991
	Chris Hopkins	OF	44	2007
	Jeff Hendrix	OF	39	2014
	Travis Eckert	RHP	7	2016
Milwaukee (5)	Jeff Reece	LHP	3	1983
	Chris Pine	RHP	5	1998
	Cole Gillespie	OF	3	2006
	Parker Berberet	C	25	2011
	Trever Morrison	SS	12	2016
Minnesota (4)	Tom Costello	RHP	4	1977
	Jim Champion	1B	32	1994
	Kyle Aselton	LHP	11	2004
	Caleb Hamilton	IF	23	2016
New York Mets (8)	Lute Barnes	2B	21	1969
	Will Hudson	SS	20	2002
	Seth Pietsch	OF	8	2003
	Jon Koller	RHP	48	2006
	Eddie Kunz	RHP	1	2007
	Mark Grbavac	RHP	32	2008
	Greg Peavey	RHP	6	2010
	Michael Conforto	OF	1	2014
New York Yankees (3)	Jerry Johnson	LHP	2	1970
	Chris Kunda	2B	19	2006
	Jeff Hendrix	OF	4	2015
Oakland (3)	Mike Gorman	RHP	21	1982
	Ryan Ortiz	C	6	2009
	Ryan Gorton	C	31	2012

Team	Player	Pos.	Round	Year	
Philadelphia (8)	Bob Beall	1B-OF	28	1970	
	Dave Brundage	OF-LHP	4	1986	
	Kevin Hooker	RHP-2B	31	1995	
	Matt Bailie	1B-RHP	22	1998	
	Andy Baldwin	RHP	5	2004	
	Mike Stutes	RHP	11	2008	
	Ben Wetzler	LHP	5	2013	
	Dan Child	RHP	18	2013	
	Pittsburgh (6)	Steve Wilkins	OF	3	1975
		Lindsey Johnson	C	21	1984
Ben Johnson		SS	29	1990	
Tyler Waldron		RHP	5	2010	
Adalberto Santos		OF	22	2010	
John Pomeroy		RHP	13	2016	
St. Louis (9)	Jeff Doyle	SS	6	1977	
	Tom Chamberlain	RHP	11	1977	
	Mike Gorman	RHP	21	1981	
	David Schmidt	C	8	1996	
	B.R. Cook	RHP	3	1999	
	Levi Webber	1B	25	2003	
	Mitch Canham	C	41	2006	
	Mike Stutes	RHP	9	2007	
	Sam Gaviglio	RHP	5	2011	
San Diego (6)	Troy Schader	SS	21	1999	
	Josh Carter	OF	14	2001	
	Mitch Canham	C	1	2007	
	Daniel Robertson	OF	33	2008	
	Jorge Reyes	RHP	17	2009	
	Adalberto Santos	UT	35	2009	
San Francisco (11)	Todd Thomas	OF	31	1983	
	Keith Krafve	3B	31	1986	
	Jeff Brauning	IF	26	1989	
	Nathan Pendley	LHP	19	2004	
	Tyler Graham	OF	19	2006	
	Daniel Turpen	RHP	8	2007	
	Joe Paterson	LHP	10	2007	
	Andrew Susac	C	2	2011	
	Josh Osich	LHP	6	2011	
	Dylan Davis	OF	3	2014	
	Travis Eckert	RHP	20	2015	
Seattle (3)	Stefen Romero	3B	12	2010	
	Tyler Smith	SS	8	2013	
	Andrew Moore	RHP	2	2015	
Tampa Bay (1)	Ryan Dunn	3B	17	2012	
Texas (7)	Andrew Mason	3B	3	1975	
	Scott Anderson	RHP	7	1984	
	John Sipple	LHP	16	1988	
	Bill Rowe	RHP	24	2003	
	Nate Fogle	RHP	11	2005	
	Anton Maxwell	LHP	31	2007	
	Jason Ogata	UT	38	2008	
Toronto (8)	Pete Rowe	C	11	1977	
	Bob McNair	1B	4	1980	
	Rece Holbrook	RHP	2	1983	
	Mason Smith	RHP	18	1994	
	Aaron Mathews	OF	19	2004	
	Chris Hopkins	OF	24	2008	
	Matt Boyd	LHP	6	2013	
	Gabe Clark	IF	26	2015	
Washington/Montreal (2)	Scott Anderson	RHP	4	1977	
	Mike Thurman	RHP	1	1994	

Victor Brown Trophy

Awarded to Oregon State's Most Valuable Player. The trophy is given by the Sigma Alpha Epsilon fraternity in honor of the late Beaver outfielder, who was killed in World War II.

- 1947 Don Bower, 2B
- 1948 Harry Richards, 2B
- 1949 Frank Roelandt, C
- 1950 Gene Tanselli, SS
- 1951 Don Taylor, 1B
- 1952 Don White, P
- 1953 Bud Shirtcliff, OF
- 1954 Jay Dean, 1B
- 1955 Jay Dean, 1B
- 1956 Dan Lovejoy, C
- 1957 Syl Johnson, P
- 1958 Tom Bowen, 3B
- 1959 Kim Bradshaw, OF
- 1960 Jerry Droscher, OF
- 1961 Grimm Mason, OF
- 1962 Larry Petersen, OF
- 1963 Al Lehrer, OF
- 1964 Steve Clark, P
- 1965 Morrell Crary, C
- 1966 Ron Lucas, C
- 1967 Bill Bonser, C
- 1968 Tom Tracey, OF
- 1969 Tim Gleason, C
- 1970 Bob Beall, INF
- 1971 Doug Miller, OF
- 1972 Doug Miller, OF
- 1973 Dan Cunningham, OF
- 1974 Tom Drahn, IF
- 1975 Tom Simas, 2B
- 1976 Pete Rowe, C
- 1977 Jeff Doyle, 2B
- 1978 Bob McNair, 1B
- 1979 Bob Flynn, P
- 1980 Bob McNair, 1B
- 1981 Al Hunsinger, 1B
- 1982 Jim Wilson, 1B
- 1983 Jeff Reece, P
- 1984 Scott Anderson, P
- 1985 Dave Brundage, 1B-P
- 1986 Dave Brundage, OF-P
- 1987 Ken Bowen, INF
- 1988 Lance Rice, C
- 1989 Jeff Brauning, 2B
- 1990 Paul Sanders, OF
- 1991 R.A. Neitzel, INF
- 1992 Paul Sanders, C
- 1993 Jamie Burke, 3B
- 1994 Scott Christman, P
- 1995 Mason Smith, P
- 1996 Kevin Hooker, P-INF
- 1997 David Schmidt, C
- 1998 Ryan McDonald, 2B
- 1999 Andrew Checketts, P
- 2000 Joe Gerber, 1B
- 2001 Brian Barden, 3B
- 2002 Scott Nicholson, P
- 2003 Tom Creighton, UT
- 2004 Seth Pietsch, OF
- 2005 Jake Postlewait, P
- 2006 Jacoby Ellsbury, OF
- 2007 Andy Jenkins, 1B
- 2008 Kevin Gunderson, P
- 2009 Darwin Barney, SS
- 2010 Mitch Canham, C
- 2011 Ryan Ortiz, C
- 2012 Ryan Ortiz, C
- 2013 Adalberto Santos, OF
- 2014 Michael Conforto, OF

Bill Cloyes Award

Awarded to Oregon State's Most Valuable Pitcher. The trophy is named for the former Beaver pitcher.

- 1955 Lowell Pearce
- 1956 Dan Lovejoy
- 1957 Syl Johnson
- 1958 Ray Lunde
- 1959 Gary Moore
- 1960 Bill Oerding
- 1961 Leon Criner
- 1962 Cecil Ira
- 1963 Cecil Ira
- 1964 Steve Clark
- 1965 Wayne Swango
- 1966 Jack Humphrey
- 1967 Jack Humphrey
- 1968 Ken Forsch
- 1969 Jim Powell
- 1970 Jerry Johnson
- 1971 Greg Lebeck
- 1972 Greg Jurgenson
- 1973 Gail Meier
- 1974 Greg Jurgenson
- 1975 Gail Meier
- 1976 Ken Noble
- 1977 Scott Anderson
- 1978 Eric Sallee
- 1979 Pat Barry
- 1979 Bob Flynn
- 1980 Kyle Dunning
- 1981 John Collins
- 1982 Mike Gorman
- 1983 Jeff Reece
- 1984 Scott Anderson
- 1985 John Sipple
- 1986 John Sipple
- 1987 Dave Brundage
- 1988 Bryce Hulstrom
- 1989 Jeff Otis
- 1990 John Sipple
- 1991 Jeff Otis
- 1992 Jeff Post
- 1993 Jeff Post
- 1994 Scott Christman
- 1995 Mason Smith
- 1996 Kevin Hooker
- 1997 Eric Lovinger
- 1998 Mark Newell
- 1999 Andrew Checketts
- 2000 B.R. Cook
- 2001 Scott Nicholson
- 2002 Ty Kline
- 2003 Jared Sanders
- 2004 Jake Postlewait
- 2005 Jake Postlewait
- 2006 Dallas Buck
- 2007 Kevin Gunderson
- 2008 Jonah Nickerson
- 2009 Dallas Buck
- 2010 Jonah Nickerson
- 2011 Joe Paterson
- 2012 Kevin Rhoderick
- 2013 Sam Gaviglio
- 2014 Greg Peavey
- 2015 Sam Gaviglio
- 2016 Jace Fry
- 2017 Matt Boyd
- 2018 Ben Wetzler

Bill Bonser Award

Awarded to Oregon State's Most Improved Player. The trophy is named for the former Beaver catcher.

- 1973 Tom Apa, C
- 1974 Gary Beck, 3B
- 1975 Tom Simas, 3B
- 1976 Jeff Doyle, 2B
- 1977 Jerry Miller, OF
- 1978 Jerry Yung, 3B
- 1979 Dave Backen, OF
- 2000 Mark Niles, P



Joey Wong

- 1980 Bob McNair, 1B
- 1981 John Collins, P
- 1982 Bill Gassaway, P
- 1983 Chris Newman, 1B
- 1984 Scott Anderson, P
- 1985 Ken Bowen, SS
- 1986 Bryan Ganter, OF
- 1987 Tim Lambert, DH
- 1988 Keith Krafcve, 3B
- 1989 Randy Duke, 1B-DH
- 1990 Troy Haugen, 3B
- 1991 Lance Donaly, P
- 1992 R.A. Neitzel, IF
- 1993 Kevin Hooker, IF
- 1994 Mason Smith, P
- 1995 Randy Hunter, C
- 1996 Kevin Hooker, 2B-P
- 1997 Mike Thurman, P
- 1998 A.J. Marquardt, OF
- 1999 Jeremy Beard, P
- 2000 David Schmidt, C
- 2001 Chris Wakeland, OF
- 2002 Mark Newell, P
- 2003 Ben Bertrand, C
- 2004 Bryan Ingram, C
- 2005 Eric Stark, OF
- 2006 Chris Biles, OF
- 2007 Tom Creighton, UT
- 2008 Seth Pietsch, OF
- 2009 Paul Richie, C
- 2010 Cole Gillespie, OF
- 2011 Chris Kunda, 2B
- 2012 Scott Santschi, OF
- 2013 Ryan Ortiz, C
- 2014 Jared Norris, 1B
- 2015 Andrew Susac, C
- 2016 Jake Rodriguez, 2B
- 2017 Tyler Smith, SS
- 2018 Dylan Davis, OF
- 2019 Gabe Clark, IF

- 1994 Allen Snelling, SS
- 1995 Brent Watts, UTIL
- 1996 David Schmidt, C
- 1997 Matt Bailie, 1B
- 1998 Abino Vazquez, OF
- 1999 Matt Bailie, 1B
- 2000 Corrie Willkie, 2B
- 2001 Bryan Ingram, C
- 2002 Aaron Mathews, OF
- 2003 Aaron Mathews, OF
- 2004 Aaron Mathews, OF
- 2005 Jacoby Ellsbury, OF
- 2006 Chris Kunda, 2B
- 2007 Joey Wong, 2B
- 2008 Joey Wong, SS
- 2009 Joey Wong, SS
- 2010 Keith Jennette, SS
- 2011 Brian Stamps, OF
- 2012 John Tommasini, 2B
- 2013 Tyler Smith, SS
- 2014 Trevor Morrison, SS

Bert Babb Sr. Scholarship

Periodically awarded to a deserving Oregon State player. The scholarship is given in honor of the late Bert Babb Sr., a former Oregon State pitcher.

- 1972-73 Cory Kerwood
- 1973-74 Gail Meier
- 1974-75 Dave Gassaway
- 1975-76 Jerry Miller
- 1978-79 Robert Webster
- 1979-80 Steve Lyons
- 1981-82 Mark Allen
- 1982-83 Jeff Reece
- 1983-84 Rich Duke
- 1984-85 Scott Klug
- 1986-87 Keith Krafcve
- 1990-91 Paul Sanders
- 1991-92 Mason Smith
- 1992-93 Jeff Post
- 1993-94 Mason Smith
- 1994-95 Kevin Hooker
- 1995-96 Kevin Hooker
- 1996-97 Ryan McDonald
- 1997-98 Rob Colley
- 1998-99 Rob Colley
- 1999-00 Jake Quiring
- 2000-01 Jake Quiring
- 2001-02 Jake Quiring
- 2002-03 Jake Quiring
- 2003-04 Jake Quiring
- 2004-05 Jacoby Ellsbury
- 2005-06 Ryan Gipson
- 2006-07 Jason Ogata
- 2007-08 Jason Ogata
- 2008-09 Mike Chiarelli
- 2009-10 Andrew Susac
- 2010-11 Tyler Smith
- 2011-12 Michael Conforto
- 2012-13 Michael Conforto
- 2013-14 Andrew Moore
- 2014-15 Christian Donahue
- 2015-16 Cadyn Grenier

Gold Glove Award

Awarded to Oregon State's Most Outstanding Fielder.

- 1973 Ty Gorton, 2B
- 1974 Ramon Gonzalez, OF
- 1975 Ramon Gonzalez, OF
- 1976 Jeff Doyle, 2B
- 1977 Jeff Doyle, 2B
- 1978 Jerry Yung, 3B
- 1979 Steve Lyons, OF
- 1980 Steve Lyons, 3B
- 1981 Al Hunsinger, 1B
- 1982 Mickey Riley, 2B
- 1983 Mickey Riley, 2B
- 1984 Ken Bowen, 2B
- 1985 Ken Bowen, SS
- 1986 Ken Bowen, SS
- 1987 Lance Rice, C
- 1988 Ben Johnson, SS
- 1989 Jeff Brauning, 2B
- 1990 Troy Haugen, 3B
- 1991 Paul Sanders, OF
- 1992 Aaron Anderson, OF
- 1993 Paul Sanders, C
- 1994 Dave Schoppe, UTIL
- 1995 Allen Snelling, SS
- 1996 Aaron Anderson, OF
- 1997 A.J. Marquardt, OF

A

Acosta, Luke.....	2011
Adams, Verdell.....	1972
Akers, Leon.....	1950
Akina, Jason.....	1992-93
Allen, Mark.....	1982-83
Amacher, Harry.....	1942
Ammon, Erik.....	2006-08
Anderson, Aaron.....	1988, 90-92
Anderson, Al.....	1948
Anderson, Bret.....	1989-92
Anderson, Danny.....	2005
Anderson, David.....	1990-92
Anderson, Jack.....	2015-16
Anderson, Kenny.....	2002-03
Anderson, Scott.....	1976-77
Anderson, Scott.....	1981-84
Anderson, Travis.....	2010
Anhorn, Bill.....	1962
Antone, Doug.....	1973
Apa, Tom.....	1972-74
Aselton, Kyle.....	2004
Atwood, Andy.....	2016
Atwood, Derek.....	1987-88
Atwood, James.....	2000
Ayers, Stacey.....	1991
Ayo, Keke.....	1983-84

B

Babb, Bert.....	1920-22
Backen, David.....	1978-81
Backman, Mike.....	1975
Baechtel, Richard.....	1932
Bagley, Orlo.....	1928
Bailey, Brian.....	1960-62
Bailey, Kenneth.....	1973-74
Bailey, King.....	1931
Baillie, Matt.....	1995-98
Baker, Gary.....	1959-61
Baker, Loris.....	1924-26
Baldwin, Andy.....	2003-04
Baldwin, J.D.....	1915-16,18
Ball, Wayne.....	1987-88
Ballard, Rod.....	1929-30
Baltus, Tim.....	1978
Banholzer, John.....	1988-89
Barden, Brian.....	2000-02
Barnes, Lute.....	1967-69
Barnes, Ryan.....	2010-13
Barnett, Jeff.....	1991
Barney, Darwin.....	2005-07
Barry, Pat.....	1975-78
Bates, Garrett.....	1998-99
Bauer, Clay.....	2013, 15
Bauer, Wayne.....	1931
Baylis, Cole.....	2011-12
Beall, Bob.....	1968-70
Beall, Jim.....	1970-72
Beard, Jeremy.....	1994-95
Beatty, Mel.....	1934-35
Beaty, Jesse.....	1907-08
Beck, Gary.....	1972-75
Bedford, Don.....	1948
Belding, Philip.....	2014
Bell, Carter.....	2009-11
Bell, Thurman.....	1964-66
Belleville, Bergan.....	1927-29
Benson, Cleve.....	1967, 69
Berberet, Parker.....	2010-11
Berg, Bud.....	1950, 52
Bergstrom, Bob.....	1934-36
Berke, Scotty.....	2007
Berreman, Bob.....	1958-59
Bertrand, Ben.....	1997-98
Besaw, Alex.....	2008
Bettendorf, Jerome.....	1955-56
Beverley, Kyle.....	2009
Biancone, John.....	1931-33
Biles, Chris.....	2000-03
Bilyeu, H.....	1907-08
Bishop, Bob.....	1979-82
Black, Todd.....	1994
Blackburn, Stan.....	1976

Bland, Darren.....	1995
Boire, Mike.....	1996-99
Boley, Ron.....	1966
Bonney, Bob.....	1938-40
Bonser, Bill.....	1965-67
Boone, Art.....	1923
Booser, Cam.....	2011
Booth, Claude.....	1921-22,26
Booth, Willard.....	1936
Boultinghouse, Harvey.....	1928-30
Bouton, Red.....	1927
Bowen, Jack.....	1956-57
Bowen, Ken.....	1984-87
Bowen, Tom.....	1956-58
Bower, Don.....	1943, 46-47
Bowman, James.....	1997
Boyd, Jeffrey.....	1978
Boyd, Logan.....	2008-09
Boyd, Matt.....	2010-13
Bradley, Ken.....	1940
Bradshaw, Kim.....	1957-59
Bratt, Jason.....	1989-91
Brauning, Jeff.....	1988-89
Brem, Bailey.....	1951-53
Britton, Jordan.....	2016
Brockner, Cole.....	2012-13
Bronson, Jason.....	1997-98
Brown, Al.....	1930-31
Brown, Reed.....	2005, 07-08
Brown, Vic.....	1942-43
Brundage, Dave.....	1984-86
Brundage, Jim.....	1986-87
Bryant, Tony.....	2010-13
Buck, Dallas.....	2004-06
Budrow, Brian.....	2006-07
Buehler, Knute.....	1983-85
Buehler, Larry.....	1973
Buob, Bobby.....	1952-55
Burke, Jamie.....	1992-93
Burns, Wayne.....	1971-73
Burton, Ed.....	1946
Busik, Chad.....	1990, 92

C

Calderon, Tony.....	2003-04
Callan, Bill.....	1933-34
Calvin, Todd.....	1983-84
Campbell, Will.....	2008
Campos, Chris.....	2004-05
Canham, Mitch.....	2004-07
Capka, Ted.....	1942
Card, Bryn.....	2007
Carpenter, Ken.....	1949
Carroll, Emil.....	1909-10
Carroll, Jason.....	1990-92
Carter, Josh.....	1999-2001
Cary, Elliott.....	2015
Casey, Brett.....	2007-09
Casper, Jerad.....	2013-14
Cate, Jack.....	1931
Cave, Jim.....	1972-73
Cearar, Lestee.....	1984-87
Cecil, Don.....	1943, 46
Cecil, Dorwood.....	1946
Chamberlain, Tom.....	1975-77
Champion, Jim.....	1992-94
Chapman, Kirk.....	1962, 64
Charbonneau, Joe.....	1973-75
Chatterton, Lloyd.....	1937
Checketts, Andrew.....	1996-98
Church, Scotland.....	2015-16
Chiarelli, Mike.....	2009
Child, Dan.....	2011-13
Christianson, Bob.....	1948-50
Christman, Scott.....	1991-93
Churchill, Robert.....	1943, 47
Clardy, Caylen.....	2014
Clark, Gabe.....	2013-15
Clark, Noel.....	2003
Clark, Steve.....	1962-64
Clarke, Jim.....	1932-34
Cleveland, Andy.....	1964-65
Cloud, Marty.....	1983
Clow, Craig.....	1987
Cloyes, Bill.....	1927-29

Coleman, Ed.....	1924
Coleman, Jackson.....	2000
Coleman, Ralph Sr.....	1918
Coleman, Ralph Jr.....	1954
Colley, Rob.....	1998-99
Collins, John.....	1980-81
Conforto, Michael.....	2012-14
Conkling, Earl.....	1935-37
Conley, Greg.....	1998
Conrad, Brian.....	1982-83
Conyers, Kit.....	1916
Cook, B.R.....	1997-99
Cooper, Harry.....	1910-12
Cooper, Roy.....	1908
Copeland, Stephen.....	2000-03
Cowan, Justin.....	1997
Cramer, Bob.....	1978
Cramer, Fred.....	1936
Crary, Morrill.....	1963-65
Craske, Don.....	1980
Creider, Ed.....	1935-37
Creighton, Tom.....	2002
Crews, Wren.....	1907-10
Criner, Leon.....	1959, 61
Critser, Roy.....	1959-60
Cronin, Joe.....	1932
Crow, Steve.....	1967-69
Crownover, Tim.....	1978
Cuckovich, Mel.....	1971-73
Culver, Benjamin.....	1912-14
Cunningham, Dan.....	1971-73

D

Daniels, Curt.....	1970
Daniels, Tom.....	1984-86
Darnell.....	1912
Daron, Pat.....	1974
Daulton, Ron.....	1984-86
Davis, Curtis.....	1998-2001
Davis, Dylan.....	2012-14
Davis, Wilbur.....	1909
Day, Beau.....	2013
Day, Bruce.....	1960-61
Dazey, Eric.....	1986, 88
Dean, Jay.....	1952-55
Demorest, Harry.....	1961-63
Derryberry, Jeff.....	1994-95
Dettman, Ryan.....	2012
Dixon, John.....	1993-95
Dockery, Bud.....	1934-36
Dodge, Rich.....	1974-77
Donahue, Christian.....	2015-16
Donaly, Lance.....	1986-89
Dooley, Ed.....	1937
Doolittle, Harold.....	1915-16
Doupe, Paul.....	1969-70
Doyle, Jeff.....	1975-77
Drahn, Rob.....	1974-76
Droscher, Jerry.....	1958-60
Dryden, Tim.....	1999-2000
Duarte, Pedro.....	1912
Duerr, Brian.....	1998-99
Duffy, Mike.....	1921-23
Dufort, Dave.....	1987-88
Duke, Adam.....	2011
Duke, Randy.....	1986-88
Duke, Rich.....	1984-87
Dunatov, Jordan.....	2012
Dunn, Ryan.....	2011-12
Dunning, Kyle.....	1980-81
Durdan, Don.....	1941-42
Duren, Russ.....	1987
Durrie, Harry.....	1972-75
Dwyer, Anthony.....	1925-26
Dyer, Ron.....	1979-81

E

Eckert, Travis.....	2015-16
Eden, Chandler.....	2014
Edwards, Kevin.....	1986
Efrainson, Tim.....	1994-95
Ehinger, Yoshi.....	1997

Ekstrom, Mike.....	2002-03
Elliott, Glenn.....	1940-42
Ellsbury, Jacoby.....	2003-05
Emigh, Elmer.....	1931
Endicott, Steve.....	1970
Engelbrekt, Max.....	2013-14, 2016
Erickson, Gil.....	1932
Erickson, Rick.....	1949-50
Escallier, Arthur.....	1924-26
Esposito, Nate.....	2012-14
Evans, Jackson.....	2008
Exley, Jerry.....	1954-56

F

Fajer, Cameron.....	1988
Falk, Jim.....	1962
Farra, Duke.....	1925
Faurie, Pete.....	1924-26
Fawcett, Don.....	1950
Fehmel, Bryce.....	2016
Fenger, Arnold.....	1937-39
Fielding, Matt.....	2012
Finch, Howard.....	1985-86
Fishback, Mason.....	2014
Fisk, Chuck.....	1952-55
Flemmer, Kevin.....	2014-15
Flynn, Rob.....	1978-79
Fogle, Nate.....	2005
Folsom, Rob.....	2005, 2008-10
Fonnesbeck, Gary.....	1986
Ford, Richard.....	1926-27
Fors, Felix.....	1924-26
Forsch, Ken.....	1967-68
Fortier, Bud.....	1947
Foster, Kyle.....	2008-09
Fox, Mak.....	2014-15
Frahler, Andy.....	1943
Francis, Robert.....	1908
Frazier, Bill.....	1943
Frederick, Johnny.....	1955
Freeman, Clay.....	1909
French, Bruce.....	1983-84
Fry, Jace.....	2012-14
Fryer, Carl.....	1913-15
Funk, Arnold.....	1916

G

Gallagher, Fred.....	1947
Gallagher, Shane.....	1982-83
Galloway, DeWaine.....	1943
Gambee, Dave.....	1957
Ganter, Bryan.....	1984-87
Garber, Richard.....	1922-23, 25
Garcia, Josh.....	2002
Garner, Ron.....	1971-74
Gassaway, Bill.....	1979-82
Gassaway, Dave.....	1977
Gaviglio, Sam.....	2009-11
Gee, Dennis.....	1972
Genz, Keith.....	1970-71
George, Drew.....	2007-08
Gerber, Joe.....	1997-2000
Gianotti, Mike.....	1977-78
Gibbs, Blake.....	2009-10
Gill, Levi.....	2001
Gill, Whitney.....	1919-21
Gillespie, Cole.....	2004-06
Gillette, Joe.....	2015-16
Gipson, Ryan.....	2005-06
Gits, Mike.....	1999
Glaisyer, Harold.....	1913
Gleason, Tim.....	1968-69
Goble, Roy.....	1913-16
Goedhard, Alex.....	1952
Gonzalez, Ramon.....	1974-75
Gonzalez, Rick.....	1977-78
Goodbrod, Pete.....	1950-52
Goodell, Ryan.....	1969-70
Gordon, Max.....	2011-13
Gordon, Zach.....	2000-01
Gorman, Mike.....	1979-82
Gorton, Ryan.....	2009-12
Gott, Rod.....	1999-2000
Graham, Tyler.....	2003-06

Gray, Joe.....	1936-38
Grayson, Buck.....	1929-31
Grbavac, Mark.....	2006-09
Gregg, Mitch.....	1995-96
Grenier, Cady.....	2016
Gressler, Todd.....	1987-88
Gretler, Michael.....	2015-16
Groce, Jack.....	1912-13
Grove, Jim.....	1979-82
Guidotti, Al.....	1954-56
Gunderson, Kevin.....	2004-06
Gunderson, Matt.....	1996
Gurley, Wayne.....	1918-19
Gustafson, Carl.....	1947-49

H

Hafenfeld, Bernard.....	1926-27, 29
Hahn, Brent.....	1989
Hamilton, Caleb.....	2014-16
Hamilton, Gary.....	1983-86
Hammer, Kenneth.....	1928, 31
Hansen, Gene.....	1947
Hansen, Paul.....	1998-2000
Hardie, Tim.....	1993
Hardin, Scott.....	1994-95
Harle, Warren.....	1957
Harper, Rich.....	1975-78
Harper, Bill.....	1948-50
Harrison, KJ.....	2015-16
Hartman, Tex.....	1919-21
Hartley, Eugene.....	1925-26
Hass, Mike.....	2004
Haugen, Troy.....	1987-89
Hayes, Brandon.....	2008-10
Hayes, Danny.....	2010-13
Hayes, Kevin.....	1978
Hays, Craig.....	1999-2002
Hays, Stan.....	1953
Hayward, Dave.....	1961-63
Hearing, Mike.....	1979
Hedges, Drew.....	1997-2000
Heimlich, Luke.....	2015-16
Heinrich, Ryan.....	1993-94
Helbig, Dwane.....	1952
Hellar, Derek.....	1985
Hendrix, Jeff.....	2013-15
Heniges, David.....	1966
Henkle, Lynn.....	1911
Henzel, Dick.....	1929-31
Hernandez, Matt.....	2004
Heyden, Derek.....	1987-89
Hibbard, George.....	1933-35
Hickey, Mitch.....	2015-16
Hilliard, Gene.....	1961-63
Hilts, Ryan.....	1996
Hobbs, Tom.....	1964-66
Hodgens, Blain.....	1927
Holbrook, Rob.....	1979-82
Hollenbeck, Bob.....	1934
Holmquist, Dewey.....	1922-23
Hooker, Kevin.....	1991-93, 95
Hopkins, Chris.....	2007-08
Hopkins, Jeff.....	1989-90
Hopp, Don.....	1952
Horton, Mervin.....	1909-10
Houck, Cub.....	1951-52
Houdek, Otto.....	1937-38
Housely, Scott.....	1977
Howard, Josh.....	2001
Howard, Kelly.....	1978
Howard, Michael.....	2014-15
Howell, Ryan.....	2012-13
Hubbard, Clyde.....	1918-21
Hudson, Will.....	2000-02
Hughes, Emmet.....	1920-21
Hughes, Harley.....	1924
Hughes, Henry.....	1932
Hulstrom, Bryce.....	1984-86
Humphrey, Jack.....	1966-67
Hunsinger, Al.....	1980-81
Hunt, Tom.....	1955-57
Hunter, Randy.....	1991-93
Hutt, Lester.....	1912-15
Hurley, Kim.....	1975-76

I

Ice, Logan.....	2014-16
Ingram, Bryan.....	1999-2001
Ira, Cecil.....	1961-63

J

Jackson, Brandon.....	2013-14
Jackson, Bruce.....	1972-74
Jackson, Mark.....	2003
Jackson, Stephen.....	1995-96
James, Dan.....	2014
Jansen, Joey.....	2013, 15
Jarmon, Hunter.....	2014
Jarvis, Andy.....	2000-03
Jarvis, Jim.....	1964-65
Jenkins, Andy.....	2004-05
Jenks, James.....	1926-27
Jenks, James.....	1953
Jennette, Keith.....	2010
Jensen, Karl.....	1931-33
Johnson, Art.....	1924-25
Johnson, Ben.....	1989-89
Johnson, Chris.....	1968-69
Johnson, Don.....	1932
Johnson, Jerry.....	1968-70
Johnson, Ken.....	1943
Johnson, Lindsey.....	1981-84
Johnson, Syl.....	1955, 57
Johnson, Thad.....	2000-01
Johnston, Danny.....	1951-53
Johnston, Dean.....	1936
Johnston, Paul.....	1941
Jones, Dylan.....	2010-11
Jones, James.....	1976-77
Jones, Johnny.....	1976-77
Jones, Tom.....	1966-68
Joslyn, Kevin.....	2004-05
Jurgenson, Greg.....	1972-74

K

Kahalehoe, Koa.....	2006-09
Kaiser, Bob.....	1965-67
Kaleikilo, Chris.....	1990
Kalibak, William.....	1936-37
Kappel, Rudy.....	1937
Kasberger, Joe.....	1920-22
Keck, Mike.....	1970
Keck, Walter.....	1909-11
Keema, Bud.....	1931-33
Keene, Lawrence.....	1909-11
Keene, Spec.....	1919-21
Keema, Bud.....	1931-33
Keim, Greg.....	2006-07
Keitzman, Blake.....	2007-08
Keller, Josh.....	2007-08
Kelly, Austin.....	2016
Keudell, Ron.....	1982
Keyes, Kevin.....	2011-14
Kidd, Brad.....	2008-09
King, Billy.....	2014-16
Kirchem, Herb.....	1979
Kirchner, Walt.....	1943, 47-48
Kissner, Tim.....	1993-94
Kline, Ty.....	2002-03
Klug, Scott.....	1985-86
Kluss, Dennis.....	1986
Knight, Brooke.....	1992-94
Knotts, Aaron.....	1995
Kohler, Dick.....	1946-48
Kolkowski, Bruno.....	1934-35
Koller, Jon.....	2003, 05-06
Krafve, Keith.....	1983-86
Krafve, Ralph.....	1950-51
Kramien, Lionel.....	1922
Krueger, Dutch.....	1918
Kruger, Pete.....	1947
Kundt, Chris.....	2003-06
Kunz, Eddie.....	2005-07
Kwan, Steven.....	2016

L

Lake, Rob.....	1997
Lakowske, Joey.....	2007

Lambert, Tim.....	1985-88
Landrum, Ken.....	1974-75
Lankow, Geof.....	1966
Larnach, Trevor.....	2016
Larson, Barry.....	1993-94
Laybourn, Greg.....	2006
Lebeck, Greg.....	1969-71
Leberge, Kevin.....	1975-76
Lecheit, Lonnie.....	2005-08
Ledbetter, Todd.....	1988-89
Ledesma, Joey.....	2005
Lee, Terry.....	1968-70
Lehrer, Al.....	1962-63
Lennerton, Jordan.....	2007-08
Leone, Mike.....	1996-97
Leovich, John.....	1940
Lewis, Fred.....	1938-39
Lipe, Ryan.....	1995-98
Lissman, Mike.....	2004-07
Lodell, Carl.....	1918-20
Loffer, Jesse.....	1940
Logan, John.....	1926, 28
Long, Dave.....	1962-63
Looff, Hans.....	1913-16
Looney, H.B.....	1908
Lotti, Logan.....	2009
Lovejoy, Dan.....	1955-57
Lovinger, Eric.....	1992, 94-96
Luby, Dan.....	1957-59
Lucas, Ron.....	1965-67
Lund, Dane.....	2015
Lundberg, Roy.....	1932
Lunde, Ray.....	1958-60
Luster, Corey.....	1990-92
Lyons, Steve.....	1979-81

M

MacRae, Elwin.....	1941-42
Mack, Joe.....	1930-32
Mack, John.....	1943, 47-49
Maddux, Walt.....	1983-84
Madrigal, Nick.....	2016
Mallinak, Mel.....	1985-86
Malloy, Marc.....	1991, 94-95
Maple, Howard.....	1927-29
Marrett, Charles.....	1928
Markham, Terry.....	1964-65
Marquardt, A.J.....	1993-94
Marsden, Wallace.....	1933
Martin, Bob.....	1970
Martinek, Christian.....	2016
Martinez, Bill.....	1974-77
Martinez, Paul.....	2013
Masewicz, Brian.....	1995-96
Mason, Don.....	1969
Mason, Ellis.....	1937-38
Mason, Grimm.....	1958-59, 61
Mathews, Aaron.....	2002-04
Mathews, Joey.....	2012-13
Maxwell, Anton.....	2005-07
McBride, Jason.....	2001-02
McCarthy, Craig.....	1990-91
McCluskey, Bill.....	1942-43
McCormick, Jake.....	2004-07
McCowan, Joel.....	1972-74
McDonald, Ryan.....	1996-97
McEwan, Jim.....	1935
McFadden, Dave.....	1957
McFeely, Shea.....	2004-06
McGrew, Ben.....	2002
McKenna, Hugh.....	1921-23
McKennon, Russell.....	1928, 30-31
McKinney, Earl.....	1938-39
McLemore, Mark.....	2000-02
McMullen, Ian.....	2002-03
McNair, Bob.....	1978-80
McMillan, Anthony.....	1913
Meier, Gail.....	1973-76
Meiwers, Pat.....	1991-92, 94-95
Mellingner, Brad.....	2003
Mencas, Val.....	1995, 97-98
Mendenhall, Frank.....	1922
Merrill, Zadoc.....	1974-76
Merryman, Art.....	1936-37

Messman, Joe.....	1997
Mets, Ryan.....	2015
Meyer, Bill.....	1937-39
Mildenberg, Tyler.....	2014-15
Miller, Cecil.....	1919-21
Miller, Doug.....	1970-72
Miller, Jerry.....	1976-78
Miller, Michael.....	2008-11
Mitchell, Jed.....	1999, 2001
Mitola, Dan.....	1933-35
Mohler, Lynn.....	1955
Montgomery, Sam.....	2012
Mooney, Bryce.....	2008
Moore, Andrew.....	2013-15
Moore, C.L.....	1907
Moore, Gary.....	1958-60
Moore, Harry.....	1908
Moore, Jeff.....	1987-88
Moore, Otto.....	1908-11
Moreland, Julius.....	1913-14
Morgan, Walter.....	1914-16
Morrison, Scott.....	1992-95
Morrison, Trever.....	2014-16
Mouw, Rob.....	1987-88
Moye, Rene.....	1959
Muench, Gregg.....	1982-83
Munich, Billy.....	2003-05
Murray, C.S.....	1907
Myers, Jason.....	1993-94
Myers, Jeffrey.....	1982-84
Myhre, Joe.....	1974-75

N

Nash, Garrett.....	2008, 2011
Naylor, Mike.....	1970
Neal, Travis.....	1983-84
Negri, Frank.....	1957
Neitzel, R.A.....	1988-90
Nelson, Ed.....	1950-52
Nelson, Scott.....	2003-05
Newell, Mark.....	1996-97, 99-2000
Newman, Chris.....	1980, 83
Nicholson, Scott.....	2000-01
Nickerson, Jonah.....	2004-06
Nielson, Ken.....	1989
Nightengale, Fred.....	1929-30
Niles, Mark.....	1979
Nobach, Kyle.....	2015-16
Noble, Ken.....	1975-78
Noel, John.....	1971-74
Noonan, Val.....	1921-23
Norris, Jared.....	2009-11
Nygren, James.....	2008-11

O

O'Neill, Dan.....	1982-84
Oberst, Ray.....	1943, 47-48
Oerding, Bill.....	1959-61
Ogata, Jason.....	2007-08
Oiphant, Jeff.....	1981
Olsen, E.C.....	1918
Olson, Steve.....	1963
Orell, Bernard.....	1937-38
Ortiz, Ryan.....	2007-09
Osich, Josh.....	2008-09, 2011
Ostmo, Erik.....	1989-90
Otis, Jeff.....	1986-89

P

Pacziesniak, Mark.....	1971
Paine, Fred.....	1957
Painton, Tyler.....	2013-14
Palfrey, Ernest.....	1919-20, 22
Parisotto, John.....	1966
Parkinson, Robert.....	1923
Parnow, Eric.....	2016
Paterson, Joe.....	2006-07
Patterson, Leonard.....	1938-39
Paul, Mike.....	1974, 76-77
Paul, Tommy.....	2016
Paust, Ashley.....	1928

Payne, Chris	1985-88
Pearce, Lowell	1955-56, 58
Pearson, Dan	1978-79
Pearson, John	1971
Peavey, Greg	2008-10
Pederson, Doug	1941-42
Pederson, Twink	1956-58
Pegnam, John	1993
Pendergrass, F.R.	1907
Pendley, Nathan	2003-04
Pennell, Lee	1929-31
Percell, Brody	1995-98
Perry, Glen	1922-24
Perry, Tony	1969-70
Peters, Frank	1963-64
Peters, Norm	1940-42
Petersen, Larry	1960-62
Peterson, Andy	2013-14
Peterson, Robert	1932
Petrella, Albert	1938
Petroni, Carlo	1959-61
Phillips, Jim	1956, 58
Phillips, Lige	1909,12
Piesker, Jarak	1979-80
Pietsch, Seth	2001-03
Pine, Chris	1996-98
Pinion, Jack	1954
Pinion, Paul	1989
Plante, Rich	1974
Plato, Bruce	1977-78
Poff, Ray	1908-11
Pomeranke, Gary	1972-73
Pomeroy, John	2014-16
Post, Jeff	1989-92
Postlewait, Jake	2001-04
Powell, James	1967-69
Poyer, Jordan	2011
Preston, Edward	1918
Preston, Robin	1972
Priseman, Casey	2005-06

Q

Quayle, Billy	1927-29
Quesinberry, Bob	1949
Quinn, Robert	1924-25
Quiring, Andy	2010
Quiring, Jake	2002-03

R

Rainwater, Travis	1999
Ranstad, Hal	1998-99
Rasmussen, Boyd	1933-35
Rasmussen, Drew	2015-16
Reardon	1919
Recuenca, Rob	2003
Reece, Jeff	1981-83
Reed, Clifford	1910-11
Reinking, Ed	1960
Remmell, Art	1928
Renault, Nick	2000
Renne, Steve	1967-70
Reser, Zack	2012-15
Reyes, Jorge	2007-09
Reynolds, Kerisi	2001-03
Rhoderick, Kevin	2008-10
Rice, Lance	1985-88
Rich, Larry	1968-70
Richards, Harry	1946-49
Richie, Paul	2001-04
Richter, Gary	1977-79
Rickson, Carl	1918-20
Ridenour, Ryan	1988
Ridings, Red	1923-25
Rieben, George	1909-12
Riley, Mickey	1980-83
Riphey, Tom	1922-24
Rittenhouse, James	1933
Robbins, Orlie	1926
Robertson, Daniel	2008
Robles, Tanner	2008-10
Rodriguez, Carlos	2012
Rodriguez, Jake	2011-13
Roelandt, Frank	1943, 47-49

Romero, Stefan	2009-10
Rooper, John	1907-08
Rothstrom, Ray	1953-54
Rowe, Ben	2001-04
Rowe, Bill	2006
Rowe, Mike	1978
Rowe, Pete	1974-77
Rowe, Rob	1972
Rudolph, Steve	1976-79
Rudzik, Bill	1959-60
Ruggles, Jim	1952-55
Rulli, Nick	2012-14
Rumrey, K.C.	1999
Runyon, J.R.	2002
Rushing, John	1984-85

S

Sallee, Eric	1978
Sakamoto, Jeff	1999
Sanders, Jared	2002-04
Sanders, Paul	1990-91
Sanders, Scott	1988-90
Sanners, Tanner	2016
Santos, Adalberto	2009-10
Santschi, Scott	2006-07
Sauvain, Chuck	1946-49
Schader, Troy	1997-99
Scheckla, Rod	1987-88
Schimmel, Jack	1946
Schlottman, Charlie	1975-77
Schmidt, David	1994-96
Schneider, Bob	1932
Schofield, Travis	1990
Schoppe, David	1989-91
Schroeder, Chad	2004
Schulmerich, Wes	1925-27
Schultz, John	1992-94
Schultz, Scott	2011-14
Schulze, Harry	1946-47
Schwab, Arland	1938-40
Scott, Monte	1977
Seeley, Blossom	1915-16
Seibert, Emil	1919-20
Selberg, Eric	1966-67
Shade, Jack	1922
Shaffer, Mark	1987-88
Shaw, Clayton	1939-41
Shaw, James	1912-14
Shaw, Pat	1980-82
Shelton, Todd	2005
Shelton, Trent	2014-15
Shields, Ian	1990, 92
Shirtcliff, Bud	1951-53
Shoup, Tom	1968-70
Shupe, Max	2009
Siebert, Emil	1918
Sieberts, Ade	1914-16
Siemons, Holly	1911
Sigrist, John	1924-26
Simas, Tom	1974-75
Simas, Warren	1942, 47
Simmons, David	1977-78
Sims, Rod	1938-40
Sinclair, Free	1914
Sipple, John	1984-86, 88
Sitton, Kraig	2008-10
Skeen, Scott	1997
Skoog, Jim	1965-67
Skriver, Larry	1971-74
Smith, Mason	1991-94
Smith, Simeon	1913-15
Smith, Steve	1981-83
Smith, Tyler	2010-13
Snelling, Allen	1992-95
Snyder, Ray	1949-50
Sogard, Alex	2007
Soller, Fred	1937-39
Solomon, Dale	2007-08
Soto, Jackson	2015
South, Veeder	1963-65
Specht, Lyle	1940-41
Sprick, Jack	1946
Stahl, Doug	1962-64
Stamps, Brian	2011

Stark, Eric	1998-2001
Starr, Taylor	2008-09, 12-13
Steele, Kurt	2003-05
Stephenson, Jack	1952, 54-55
Stevens, Pat	2001-02
Stevens, Ron	1963
Stiltner, Nick	2009-10
Stolz, Bob	1950
Stone, Bryan	2004
Stranberg, Jason	1996-98
Straub, Dennis	1962-64
Street, Andy	1923
Strode, Brett	1999
Strode, Don	1942
Strutton, Mike	1983-84
Sturgeon, Chris	1994-96
Stutes, Mike	2006-08
Stykel, Don	1998-2000
Sullivan, John	1923-25
Summerfield, Darryl	1966-68
Summers, Chris	1991
Summers, Stan	1920-21
Supple, Joe	1914, 16
Susac, Andrew	2010-11
Swango, Wayne	1964-66
Swann, Claude	1907-08
Swedberg, Steve	1971-73
Swinburnson, Tyler	1995, 97
Syversen, Dain	1982-84

T

Taggart, Lawrence	1922
Takami, Ralph	1937-39
Talcott, Chris	1986-88
Tanselli, Gene	1949-51
Tanselli, Lou	1979-81
Taroli, Ray	1971-74
Tasto, Dutch	1921-23
Taylor, Donald	1951
Taylor, Zak	2016
Tebb, Fred	1924-25
Tema, Bryan	1986-87
TenPas, Kane	2001-03
Terrell, James	1983-85
Thomas, Todd	1980-83
Thomas, John	1951-53
Thompson, Jake	2014-16
Thurman, Mike	1992-94
Tommasini, John	2008-10, 12
Torson, Jim	1928-30
Tower, Denny	1966-68
Tracey, Tom	1967-68
Trask, Rod	1964-65
Tuck, Jeff	1995-96
Turk, Joe	1911
Turpen, Daniel	2005-07
Tweed, Sam	2015

U

Umemoto, Robert	1972-73
Underriner, Dave	1979

V

Vanderbundt, Skip	1967
Vazquez, Abino	1996-97
Vermillion, Tyson	1996-97
Versluis, Pat	1999
Vladic, Larry	1987-88, 90-91

W

Wagner, Bill	1959-61
Wagner, Fred	1930
Wagner, Geoff	2005-06
Wagner, Heinie	1924
Wakeland, Chris	1995-96
Waldron, Tyler	2009-10
Walker, Larry	1958
Wallace, John	2006-09
Walters, Red	1912
Ward, Dallas	1925, 27
Ward, Thomas	1933, 35

Warren, Brent	2009-10
Watts, Brent	1993-94
Webber, Levi	2001-03
Weber, Tass	1933-34
Webster, Bob	1979-80
Wegner, Lou	1946-47, 49
Weide, Karl	1966, 69
Weimer, Elmer	1943
Weller, Theodore	1913-16
Wellman, Norb	1952-54
Wells, Braden	2007-08
West, Ken	1980-81, 83
Wetzler, Ben	2011-14
Wheeler, Todd	1981-82
Wheeling, Mark	1995
White, Don	1950-52
Whitelaw, John	1959-60
Wiggins, Dave	1970-71
Wilkerson, Riley	2012
Wilkins, Chris	2000-01
Wilkins, Steve	1975-76
Williams, William	1914-16
Williams, David	1989-92
Williams, Gene	1940, 42
Williams, Kevin	1977
Williams, Paul	2001
Williams, Quinn	1983-86
Williams, Steven	1977
Wilkie, Corrie	1998-99
Wilson, Dick	1954-56
Wilson, Jim	1980-82
Wilson, Lloyd	1969-71
Wintermute, Ira	1936
Winters, Glen	1926-27
Wirth, Tim	1987
Withrow, Jim	1954
Woerner, Jack	1934-36
Wolff, Carl	1907-11
Wong, Joey	2007-09
Wood, Carlton	1928-30
Woodard, Jack	1933
Woodard, Walter	1931-32
Woodward, Austin	2015
Woodward, Woody	1923, 25
Worthley, Norman	1935-36
Wray, Corky	2000-01
Wray, Doug	1955
Wright, Oran	1939
Wright, Willard	1938
Wynne, Richard	1924-25

Y

Yanzick, Zane	2013
Yonemitsu, Jon	1990-93
Younce, Earl	1937-38
Younce, Len	1940-41
Young, Richard	1923-25
Yunker, Jason	1987-88

Z

Zarbinsky, Ron	1957
----------------	------

Honorary

Halbrook, Scott	1982
-----------------	------