

**1980**

**OREGON STATE**



**TRACK**

# TIM FOX

## PAC-10 DISCUS CHAMPION



- \*\*\* 1979 Pac-10 Discus Champion, 194-0
- \*\*\* 3rd 1979 NCAA, 202-3
- \*\*\* 2nd all-time discus thrower at OSU
- \*\*\* Ranked 14th In USA for 1980



**Front Cover: Tim Fox, OSU's Pac-10 Discus Champion**

# 1980 Track and Field Schedule

Mar. 22	OSU Invitational	Corvallis	12:15 p.m.
Mar. 29	Cal Poly	Corvallis	12:15 p.m.
Apr. 5	Washington	Corvallis	12:30 p.m.
Apr. 12	Univ. Portland-George Fox	Corvallis	12:30 p.m.
Apr. 19	Wash. State - Idaho	Pullman	12:15 p.m.
Apr. 26	Stanford-Cal-Irvine	Palo Alto	12:30 p.m.
May 3	University of Oregon	Eugene	12:30 p.m.
May 10	Boise State	Corvallis	12:30 p.m.
May 17	Modesto Relays	Modesto	12:30 p.m.
May 23-24	Pac-10 Championships	Seattle	9:00 a.m.
May 29	Staters Twilight	Corvallis	6:30 p.m.
June 5-7	NCAA Championships	Austin, TX	


## Table of Contents

Wayne Valley Field and Press Box . . . . .	2
Ticket Information . . . . .	2
Oregon State Staff . . . . .	4
Oregon State University . . . . .	5
Coaching Staff . . . . .	6
Lettermen, lost-returning . . . . .	7
1980 Outlook . . . . .	7
OSU 1980 Depth Chart . . . . .	9
OSU 1980 Track Roster . . . . .	10
Meet the Beavers . . . . .	12
OSU 1979 Best Marks . . . . .	20
1979 Pac-10 Top Ten Performances . . . . .	21
OSU Top 10 List by Events . . . . .	24
Kasheef Hassan — Records . . . . .	27
1980 Opponents . . . . .	28
Pac-10 Meet Records . . . . .	32
Pac-10 Individual Winners, OSU Results . . . . .	32
1979 Pac-10 Meet Team Scoring . . . . .	33
Past PCC Standings . . . . .	34
Staters Twilight Meet Records . . . . .	36
NCAA Championships . . . . .	37
OSU Scoring in NCAA Meets . . . . .	38
1980 Qualifying Standards . . . . .	38
NCAA Championship Story . . . . .	39
Dual Meet Top 10 Records . . . . .	40
OSU's High Jump History . . . . .	41
Dick Fosbury, Olympic Medalist . . . . .	42
World, American, NCAA Records . . . . .	44
Pac-10, Wayne Valley Field,, OSU Records . . . . .	46
Beaver Track Records . . . . .	47
OSU Head Track Coaches . . . . .	52
OSU Track History . . . . .	53
Annual Track Awards . . . . .	53
OSU Captains, Career and Single Season Top Scorers . . . . .	54
1979 Northern Division Cross Country Championships . . . . .	55
OSU NCAA Cross Country Champions 1961 . . . . .	56

## Wayne Valley Field Press Box

The Wayne Valley Field press box is located at the North end of the grandstands above the seating sections. The press box has a capacity of 25-30 working press members, plus spots for radio originations.

Members of the news media planning to cover OSU track should contact Hal Cowan, Assistant Athletic Director for Public Relations and Promotions, Oregon State University, Corvallis, Oregon 97331, for credentials, or information.



## Ticket Information

Tickets, all general admission for track meets, may be purchased at the gate on meet day. Adult general admission tickets are \$3.00, student tickets (through high school age) are \$1.50. For further information, call 754-4455 (754-GILL) or write OSU Ticket Office, Gill Coliseum, Room 103, Corvallis, Oregon 97331.

## Wayne Valley Field


Oregon State University has constructed the nation's most modern track and field facility when it was dedicated March 30, 1974.

The USA's first international track (400 Meters), Wayne Valley Field is made of the most resilient surfacing yet produced. Although it is ironically called a Chevron 440 track, the 400 meter facility is one of the nation's most imaginative and modernistic facility in terms of layout, surface, spectator viewing and provision for electronic aids. All electronic connections are installed with world record distances possible in all field events and running events.

Wayne Valley Field is named in memory of the late Wayne Valley, a former student-athlete who died in 1969 and in recognition of major contributions which his father by the same name, also an OSU graduate, has made to the athletic program.

Wayne Valley Sr. is a highly-successful businessman in the Bay Area and was at one time a principal owner of the Oakland Raiders professional football team. The late son was a lineman on the 1964, 1965 and 1966 OSU football teams. In 1964, he went to the Rose Bowl coached by Tommy Prothro. He drowned while on a picnic outing near Mehama, Oregon in 1969.

The facility has a seating capacity of 4,000 currently with portable bleachers for seating with the possibility of expansion in the near future along with other facilities for Wayne Valley Field.



# OREGON STATE STAFF

All personnel may be reached through the Athletic Department number during regular working hours. Office and home numbers are listed below.

Athletic Department	Area Code 503 754-2611
Athletic Ticket Office	754-4455
Sports Information Office	754-3720
Football Office	754-2614
	HOME
Director of Athletics: DEE ANDROS	753-5886
Associate Director: PAUL VALENTI	753-3731
Head Football: JOE AVEZZANO	
Asst. Head Football: BOBBY ROPER	
Assistant Football: NICK ALLIOTTI	
Assistant Football: CRAIG BOLLER	
Assistant Football: DAVE CAMPO	
Assistant Football: ROBERT FORD	
Assistant Football: JOHN GOUGH	
Assistant Football: DON MURRY	
Assistant Football: CHUCK SOLBERG	745-5801
Head Basketball: RALPH MILLER	757-1897
Assistant Basketball: JIM ANDERSON	757-8439
Assistant Basketball: DAVE LEACH	752-8251
Assistant Basketball: PRESCOTT SMITH	757-0243
Head Wrestling: DALE THOMAS (ex 3224)	752-1759
Assistant Wrestling: JIM POND (ex 3224)	752-8050
Head Baseball: JACK RILEY	757-0523
Assistant Baseball: DEL KERBER	928-1461
Head Track: FRANK MORRIS	754-0993
Assistant Track: VIC CASTEEL	
Crew Coach: KARL DRLICA	753-7446
Golf Coach: PERRY OVERSTREET	929-5756
Business Manager: JERRY WARD	753-1922
Assistant Business Manager: ODELL WOOD	754-7601
Administrative Assistant: JACK RAINEY	926-4770
Ticket Manager: ELAINE VANVLEET	752-3809
Trainer: BILL ROBERTSON	753-4108
Assistant Trainer: LOREN SOLUM	752-5471
Assistant Trainer: DELOSS BRUBAKER	745-7148
Assistant Trainer: JANET THRALL	754-6519
Strength Coach: REID ELAM	754-7457
Equipment Manager: DON SHELLEY	752-1171
Assistant Equipment Manager: AL MURPHY	754-0075
Assistant Equipment Manager: BILL WOJCIECHOWSKIE	745-5806
Groundsman: TOM RIES	929-5351
Accountant: BETTY COCHRAN	258-7933
Asst. Ath. Dir. & Beaver Club Director: JIM RUDD	757-7879
Asst. Beaver Club Director: BOB HERNDON	754-7983
Team Director: DR. STEVEN ROY	753-9317
Asst. Ath. Dir. for Public Relations & Promotions: HAL COWAN	757-1446
Sports Information Director: JOHN EGGERS	753-6178
Assistant Sports Information Director: SCOTT JOHNSON	757-7759
Women's SID: JUDY LUDWIG	754-1829
Office Secretaries: ANNE HARPER, DOROTHY MEJDELL, JEAN REIMAN, SHARI TIBBETTS, MARVI CALLAHAN, KRIS WILBURN, LYNDA WOLFENBARGER, KRIS BROSTERHOUS, ANN ANGUS, SHARLA YOUNGER	
OSU Photographer: MIKE SHIELDS	
BEEPER PHONE NUMBER	
(2½ minute tape recording)	754-2000

The 1980 edition of the Oregon State track press guide for PRESS—RADIO—TELEVISION contains the basic information on OSU track and was compiled and edited by Scott Johnson Asst. Sports Information Director, Gill Coliseum, Oregon State University, Corvallis, Oregon 97331.

**THIS BOOK MAY BE PURCHASED FOR \$2.50 PER COPY. PLEASE INCLUDE 50¢ ADDITIONAL TO COVER MAILING COST.**

# Oregon State University

PRESIDENT: Dr. Robert W. MacVicar (Wyoming)  
DEAN OF ADMINISTRATION: Dr. Clifford V. Smith, Jr. (Iowa State)  
DEAN OF STUDENTS: Dr. Robert W. Chick (Missouri)  
FACULTY ATHLETIC REPRESENTATIVE: John R. Davis (Minnesota)  
REGISTRAR: Wallace (Bud) Gibbs (OSU)  
LOCATION: Corvallis (Population 40,500)  
ENROLLMENT: 17,180  
WHEN ESTABLISHED: 1868 as a land grant institution  
COLORS: Orange and black  
NICKNAME: Beavers  
FOOTBALL: Parker Stadium (40,593)  
BASKETBALL: Gill Coliseum (10,500)  
BASEBALL: Coleman Field (4,000)  
TRACK: Wayne Valley Field (4,000)  
CONFERENCE: Pacific-10

Oregon State University is Oregon's oldest state-supported institution of higher learning. It uses Oct. 27, 1868 as its Charter Day.

Like many of the leading public universities in the U.S., Oregon State was established as a Land Grant or "people's college" under the historic Morrill Act signed by President Abraham Lincoln. The act provided grants of lands to the various states to start public colleges that would extend educational opportunities to all who had the will and ability to learn.

In its early years, the school was located in "downtown Corvallis." A 35-acre farm was purchased in 1870 for a new college campus west of town. The first building, Benton Hall, was completed in 1888.

In the beginning, the curriculum was typical of the colleges of the period. There was a classical course leading to the Bachelor of Arts degree and a scientific course leading to the Bachelor of Science.

Agriculture was added in 1869 under the impetus of the Land Grant Act. Commerce, household economy and engineering courses came soon too and in 1908, four professional schools were established: Agriculture, Commerce, Engineering, and Home Economics.

With 16,630 students now, Oregon State offers a complete university curriculum. The College of Science and the College of Liberal Arts are the largest academic units. Schools include Agriculture, Business and Technology, Education, Engineering, Forestry, Home Economics, Oceanography, Pharmacy, and a Division of Health and Physical Education.

OSU's 400-acre, tree-lined campus now has about 100 buildings and research laboratories. Classroom buildings, the library, and student activity areas are located in the center. Residence halls and research areas are on the edges.

In September 1971, Oregon State was designated by the U.S. Commerce Department as one of the nation's first four Sea Grant colleges as well. As such, it is charged with leadership in the wise development of marine resources.

Oregon State's ocean research vessels (four) are docked at Newport on the Oregon Coast, just 55 miles from the campus. The university's Marine Science Center there has become one of the top tourist attractions in the Northwest.

# The Coaching Staff

## Frank Morris — Head Track Coach

Frank Morris, 46, a highly successful assistant track coach at the University of Oregon since 1973, is the new head track coach at OSU.



Morris had coached and developed some of the nation's top athletes in the weight, hurdles, jumping events and the decathlon. Former world record holder and Olympic champion Mac Wilkins in the discus is one of Frank's greatest supporters and credits Morris' coaching for his success.

Morris is a 1961 graduate of Oregon with a B.S. degree in Education. He completed his M.A. in Education at Oregon in 1972. From 1962 through 1972, he coached football, basketball as well as track on the high school level in Oregon, first at Powers, then Rogue River and the final two years at Springfield.

A 1951 graduate of Medford high school, Morris was a star in football, basketball and track. He is a former state record holder in the high and low hurdles and his record in the highs stood for eight years. He competed in track as a freshman at Washington before transferring to Oregon. He was the Northern Division champion at Washington in the high and low hurdles.

He is a member of the U.S. Olympic Development staff and was a coach for the West team in the first National Sports Festival two years ago. Last year he was the Meet Director for the Sports Festival and the head coach for the United States Decathlon team which competed against Canada, Great Britain and the Soviet Union last August.

Frank has gained the respect of those he trains having coached four athletes over 200 feet in the discus, four over 60 feet in the shot put, hurdlers under 14.0 in the highs, decathlete Craig Brigham who has scored over 8,000 points and an NCAA runnerup in the pole vault.

OSU athletic director Dee Andros commented upon the hiring of Morris, "Frank is just an outstanding selection and will do a fantastic job of rebuilding our track program." Upon his appointment Morris commented, "My immediate goal is to get our dual meets back on proper schedule, put some people in the stands and attract some outstanding athletes to Oregon State." If his first year's work in recruiting with the likes of Ken Scott, Ron Schmidt, Mike Miller, Dick Oldfield, Lyle Purdue and Mike Roe are any indication of things to come, OSU track is back.

## Vic Casteel — Assistant Coach

Vic Casteel, 32, is the Beavers new assistant track coach under new head mentor Frank Morris. Casteel, is a native of Amity, Oregon, having graduated from there in 1966. He then proceeded to O.C.E. where he graduated in 1970 with a Physical Education degree. He then did post graduate work at the University of Oregon. At OCE, Casteel lettered in track, cross country and basketball. He was a four-year lettermen in track.



From 1971-74 he was the head track coach at McKenzie high school leading them to a state championship in cross country in 1973 following a runnerup finish in track in 1972. He had dual meet records of 6-2, 7-1 and 7-1 while coaching two 2-time state individual champions.

In 1975 he was the cross country coach at Sheridan High school before moving on for a year at OCE as an assistant, in charge of the distance runners. Since 1977, he had been the head track and cross country coach at McNary high school in Salem.

In 1973, he was voted the state A cross country coach of the year in the prep ranks. He will be working primarily with the OSU distance runners. He is married to the former Pam Pillette and has one daughter, Karen, 2.



## LETTERMEN RETURNING (15)

- \*\*Bruce Alexander, javelin
- \*\*\*Andrew Fields, int. hurdles
- \*\*\*Tim Fox, discus-shot
- \*Mark Fricker, distances
- \*\*Dave Grossnicklaus, high jump
- \*\*Kasheef Hassan, 400
- \*Yair Karni, distances
- \*\*\*Rick Kumm, distances
- \*Paul McBeth, high jump
- \*\*Tom Schillinger, shot-discus
- \*Doug Trout, long jump
- \*Mike Washington, sprints
- \*\*Scott Watkins, high jump
- \*Mark White, int. hurdles
- \*Ron Uhl, javelin

## LETTERMEN LOST: (7)

- \*Tom Croy, hurdles
- \*\*Dan Fulton, distances
- \*\*Joel Johnson, decathlon
- \*Mark Melahn, distances
- \*\*\*Scott Fisher, pole vault
- \*\*\*Dwayne Hall, sprints
- \*Gary Killgore, distances

## 1980 OSU Track Outlook

With the hiring of Frank Morris as the Beavers new head track coach, many feel that Oregon State track will be back on the map nationally before long. With the new coach has come already a new organization of the program along with some excellent recruits to go along with a small nucleus of returning veterans who surprised with a strong showing at the NCAA finale last spring.

The Beavers closed out last track season with a 15th placing, scoring 17 points as All-American sprinter Kasheef Hassan won the NCAA 400-meter in a school record 45.18 clocking while Tim Fox took third place with a new career-best 202-3 mark in the discus, the second longest throw in OSU history. Dan Fulton was the other scorer with a sixth place showing in the 5,000 meter run in another school record time of 13:50.27. Fulton has graduated but nearly the rest of the team returns. Although intermediate hurdler Andrew Fields and Hassan have decided to red-shirt this coming track season, Hassan will concentrate on qualifying for the Olympics for his native country, Sudan.

The Beavers sprint corps is thin but does have talented Mike Washington (10.8, 21.2) returning for both the 100 and 200 meters while freshman John Anderson from Aloha High School (22.04, 48.2) will add depth. He won the Oregon prep 400 last year and anchored the state winning 400 relay team. Chester Pepple (48.2) will also run in the 400 with the absence of Hassan this year.

The 800 meter will be a young but very talented group of freshmen providing the points. Tigard-product Mike Miller (1:50.73) won the state last year in record time while Corvallis High star Dick Oldfield (1:52.87) will compete there along with all-star Lyle Purdue (1:52.9) the state winner at the AA level. At 1500, senior Rick Kumm (3:45.2) returns along with talented sophomore Mark Fricker, who ran a 3:47.0 last year.

The distance corps is thin with Yair Karni leading the way with bests in the 5,000 (14:43.0) and 10,000 (31:21.0) while Jim Langley, Bob Green, Tim Cobb and transfer Dave East from Oregon will add depth.

The hurdlers could be the most talented group for the Beavers this year. Senior Ken Spearing returns after a year's absence due to injury. Spearing has a best of 14.2 in the high hurdles but he will be pushed by freshman sensation Ken Scott from Beaverton's Aloha High School. Scott

had the state best times in both the highs and intermediates with 14.3 and 36.1 clockings. His intermediate time was the fastest prep time in the nation last year. He added that by winning the prestigious Golden West Invitational intermediates with a 52.29 time for the collegiate barriers. He also finished third in the national AAU meet, lowering his best to an excellent 52.08. Add to the hurdle list talented Mark White in the intermediates (53.4) who was hurt all last spring but had the 3rd fastest time as a prep junior in the country. The potential is there for the Beavers to be strong. Especially when Fields returns next year with his best of 51.46.

In the weights, seniors Tim Fox and Tom Schillinger will lead the way. Fox has a best of 202-3 in the discus with Schillinger threatening with a 188-7 toss. Schillinger leads in the shot put with a best of 55-7. Add to this group talented freshman Ron Schmidt, whose older brother Butch, holds the OSU record for the shot with a 64-2 toss in 1975. Ron has some impressive credentials of his own with a state A mark of 63-11¼ in the shot and a 187-6 toss in the discus last spring at Wahtonka high school near The Dalles. Fox, Schillinger and Art Klosterman will provide the competition for the Beavers in the hammer as well.

In the jumping events, Dave Grossnicklaus returns in the high jump with a best of 6-10 but freshman Mike Roe from Siuslaw high school has already gone that high last year to set a new state mark for AA schools. Also Scott Watkins (6-8) will be a threat. The Beavers are not strong in the long jump with transfer Karl Koenig (23-11¼) with the best mark while triple jumpers John Launer (48-0½), a sophomore and freshmen Brett Starr (45-11¾) and John Keizer (45-0) have potential.

In the javelin, Bruce Alexander (241-1) returns for his senior year but has been plagued with injuries. JC transfers Mike Hesseltine (241-0) and Rich Wolf (228-0) could also score points. In the pole vault, freshman redshirt Shannon Sullivan shows signs of being a great one having already gone 16-6 last year while Dennis Hackney (15-6) will back him up.

In decathlon competition for the conference and national meets, the Beavers will send Tim Sim, Ted Whiteman and Kit Redman to the line. Sim has a best of 7,170 points which he scored his senior year at Central Linn high school two years ago. He did not participate in track last year. He won three straight Oregon AAU decathlon championships and finished second in the national AAU junior Olympics. He was high point man for the 1977 state meet and holds the state AA record with a 13.9 clocking in the high hurdles. Whiteman has a best of 6,311 while Redman has scored 6,180 in limited action.



**OSU Head Coach Frank Morris and Assistant Vic Casteel**

# OSU DEPTH CHART

<b>100 METERS</b>	<b>BEST</b>	<b>400M INT. HURD.</b>	<b>BEST</b>
Mike Washington	10.8	*Andrew Fields	51.46
Amir Kaholi	10.8	Ken Scott	52.08 (36.10HS)
Chris Young	10.9	Mark White	53.5
Doug Trout	10.9	Gary Lee	(36.22 HS)
<b>200 METERS</b>		<b>HIGH JUMP</b>	
Mike Washington	21.2	Dave Grossnicklaus	6-10
Amir Kaholi	21.9	Mike Roe	6-10 (HS)
John Anderson	22.04	Scott Watkins	6-8
<b>400 METERS</b>		<b>LONG JUMP</b>	
*Kasheef Hassan	45.18	Karl Koenig	23-11¼
John Anderson	48.2	Doug Trout	23-2
Chester Pepple	48.2	Amir Kaholi	22-10
		Brett Starr	21-8
<b>800 METERS</b>		<b>TRIPLE JUMP</b>	
Rick Kumm	1:50.5	John Launer	48-0½ (HS)
Mike Miller	1:50.73	Brett Starr	45-11¾ (HS)
Mark Fricker	1:51.0	John Keizur	45-0
Dick Oldfield	1:52.87		
Lyle Purdue	1:52.9		
<b>1500 METERS</b>		<b>POLE VAULT</b>	
Rick Kumm	3:45.2	Shannon Sullivan	16-6
Mark Fricker	3:47.0	Dennis Hackney	15-6
Mike Berryman	3:58.0		
<b>5000 METERS</b>		<b>SHOT PUT</b>	
Tim Cobb	14:40.0	Tom Schillinger	55-7
Yair Karni	14:43.0	Ron Schmidt	63-11¼ (HS)
Jim Langley		Tim Fox	48-6
Bob Green			
<b>10,000 METERS</b>		<b>DISCUS</b>	
Yair Karni	31:28.6	Tim Fox	202-3
Jim Langley		Tom Schillinger	188-7
Ed Bomber		Ron Schmidt	187-6 (HS)
		Kit Redman	160-1
<b>STEEPLECHASE</b>		<b>JAVELIN</b>	
Yair Karni	9:09.29	Rich Wolf	241-10
Bob Green		Bruce Alexander	241-1
Dave East		Mike Hesseltine	241-0
Tim Cobb	9:26.0	Ron Uhl	223-8
<b>110 HIGH HURDLES</b>		<b>HAMMER THROW</b>	
Ken Spearing	14.2	Tim Fox	186-7
Ken Scott	14.3 (HS)	Tom Schillinger	157-4
Steve Chidester	14.4 (HS)	Art Klosterman	140-0
Mark White	14.7	John Lobbato	
Gary Lee	(13.80 HS)		
		<b>DECATHLON</b>	
		Tim Sim	7,170 (HS)
		Shannon Sullivan	7,023 (HS)
		Ted Whiteman	6,311 (HS)
		Kit Redman	6,180


# 1980 Oregon State Track and Field Roster

NAME	EVENTS	HGT.	WGT.	BIRTHDATE	CLASS	EXP.	HOMETOWN (HIGH SCHOOL—JC)
Alexander, Bruce	Javelin	6-2	190	8-17-57	Sr.	2V	Milwaukie (Milwaukie)
Anderson, John	Sprints	6-0	165	9-13-60	Fr.	HS	Beaverton (Aloha)
Berryman, Mike	Dist	6-0	162	7-28-58	So.	TR	Lake Oswego (Lakeridge)
Bomber, Ed	Dist	5-8	140	11-12-59	So.	SQ	Portland (Central Catholic)
Chidester, Steve	HH	6-1	165	10-22-60	Fr.	HS	Gresham (Gresham)
Cobb, Tim	Dist	5-8	155	10-4-57	Sr.	1V	Portland (Parkrose)
Collett, Rick	Sprints	5-11	165	4-11-58	Sr.	SQ	Eugene (Lane CC)
East, Dave	Dist	5-9	135	6-19-59	Fr.	TR	Eugene (Marist)
Fields, Andrew	IH	5-10	168	3-15-58	Sr.	3V	Sacramento, CA (Grant)
Fox, Tim	Disc-Shot	6-1	225	12-29-56	Sr.	3V	Bend
Fricker, Mark	Dist	5-10	165	11-23-59	So.	1V	Hemet, CA (Hemet)
Green, Bob	Stpl-Dist	6-2	150	5-4-60	Fr.	RS	Eugene (Churchill)
Groshong, Gordon	HJ	6-2	178	6-23-60	Fr.	HS	Portland (David Douglas)
Grossnicklaus, Dave	HJ	6-3	176	4-16-58	Sr.	2V	Shedd (Central Linn)
Hackney, Dennis	PV	6-2	175	10-6-58	Jr.	1V	Portland (Wilson)
Hassan, Kasheef	400-Relay	5-9	150	3-26-56	Jr.	2V	Khartown, Sudan
Hesseltine, Mike	Javelin	6-5	228	12-19-54	Sr.	TR	DuBois, Wyoming (Ricks-Linn-Benton)
Kaholi, Amir	Sprints	5-9	165	4-23-55	Jr.	1V	Holon, Israel
Karni, Yair	Dist	5-9	150	5-17-51	Jr.	1V	Kibbutz Haogen, Israel
Keizur, John	TJ	6-1	185	10-15-60	Fr.	HS	Eugene (Churchill)
Klosterman, Art	Hammer	6-0	220	6-23-60	Fr.	RS	Milwaukie (Clackamas)
Koenig, Karl	LJ	5-9	150	10-20-57	Sr.	TR	Woodburn (OCE)
Kumm, Rick	800-1500	6-2	165	6-19-58	Sr.	3V	Salem (Sprague)
Langley, Jim	Dist	6-1	160	3-4-58	Jr.	SQ	Saratoga, CA (Saratoga)
Launer, John	TJ	6-2	180	10-28-60	So.	SQ	Salem (South)

Lee, Gary	HH-IH	6-1	175	4-23-61	Fr.	HS	Long Beach, CA (Long Beach Poly)
Lobbato, John	Hammer	6-0	208	1-6-60	Fr.	HS	Corvallis (Corvallis)
McBeth, Paul	HJ	6-3	185	3-14-57	Sr.	1V	Gold Beach (Southern Oregon College)
Miller, Mike	800	6-0	160	9-5-60	Fr.	HS	Tigard
Oldfield, Dick	800	6-3	175	12-5-60	Fr.	HS	Corvallis (Corvallis)
Orcutt, Terry	Decathlon	6-0	170	12-8-58	Jr.	SQ	Marcola (Mohawk)
Pepple, Chester	400	6-2	175	11-19-59	Jr.	RS	Roseburg
Purdue, Lyle	800	5-8	140	2-23-61	Fr.	HS	Brookings
Redman, Kit	Decathlon	6-0	190	6-14-59	Jr.	SQ	Eugene (South)
Roberts, Jon	Javelin	5-11	175	6-14-60	Fr.	RS	Scappoose
Rodeheffer, Bill	Dist	5-11	160	7-25-58	Jr.	RS	Grove City, Ohio
Roe, Mike	HJ	6-3	175	11-10-60	Fr.	HS	Florence (Sluslaw)
Schillinger, Tom	Disc-Shot	6-1	245	1-30-57	Sr.	3V	Burns
Schmidt, Ron	Dist-Shot	6-4	220	6-19-61	Fr.	HS	The Dalles (Wahtonka)
Scott, Ken	HH-IH	6-3	175	4-18-71	Fr.	HS	Beaverton (Aloha)
Scruton, Gordon	HH	6-1	180	3-4-59	Jr.	SQ	Honolulu, Hawaii (Punahou)
Sim, Tim	Decathlon	6-1	192	3-5-60	Fr.	HS	Halsey (Central Linn)
Sparring, Ken	HH	6-2	185	9-7-57	Sr.	3V	Portland (Madison)
Starr, Brett	TJ	6-3	178	5-4-61	Fr.	HS	Portland (Jackson)
Sullivan, Shannon	PV	6-0	170	10-15-59	Fr.	RS	Troutdale (Reynolds)
Trout, Doug	Sprints	5-10	150	8-25-59	So.	1V	Albany (West)
Uhl, Ron	Javelin	6-2	200	11-23-60	So.	1V	Milwaukie (Rex Putnam)
Washington, Mike	Sprints	6-1	183	6-18-60	So.	1V	Sacramento, CA (Burbank)
Watkins, Scott	HJ	6-4	185	8-13-58	Jr.	2V	Klamath Falls
White, Mark	HH-IH	6-1	155	4-19-59	So.	1V	Richmond, CA (Richmond)
Whiteman, Ted	Decathlon	6-6	200	9-19-60	Fr.	HS	Tigard
Wolf, Rich	Javelin	6-2	165	12-11-59	So.	TR	Eugene (Churchill-Lane CC)
Young, Chris	Sprints	6-1	180	4-6-61	Fr.	HS	Baker

# MEET THE BEAVERS

**BRUCE ALEXANDER, 6-2, 190, Sr., Milwaukie** — The Beavers top javelin returnee for his final year . . . has been injury prone most of his career although last year he uncorked a best of 241-1 against Washington State at Wayne Valley Field . . . finished a disappointing eighth in the Pac-10 conference meet last year with a 215-3 mark . . . left-handed thrower who has improved his best from 224-6 his sophomore year . . . was injured two years ago and then redshirted . . . he threw in only six meets last year . . . could be a big boost for the Beavers this season if he can regain his form and improve upon it . . . born 8/17/57.




**JOHN ANDERSON, 6-0, 165, Fr., Beaverton (Aloha)** — One of the Beavers top recruits from the Oregon prep ranks this year . . . he was one of the top sprinters in the state last year at Aloha high school . . . he anchored the state winning 400 relay team in a meet record time of 42.24 . . . John also won the state 400 meter run in 48.71 last spring . . . as a junior, he was 5th in the 400 at the state meet . . . he has bests of 10.6 in the 100 meters, 22.1 (200) and 48.2 in the 400 meters . . . he will be one of the Beavers top 400 meter runners this year especially if Kasheef Hassan redshirts for the Olympics . . . he could also see some action in the 200 meters for OSU as well as the relays . . . born 9/13/60.



Javelin thrower Mike Hesseltine

**ANDREW FIELDS, 5-10, 168, Sr., Sacramento, CA (Grant)** — Andrew is going to redshirt this year like Hassan and come back the following track season for the Beavers . . . he has been the top intermediate hurdler at OSU lately . . . has a best of 51.46, which he ran his sophomore year and ranks as the fourth best in OSU history . . . he finished fifth at the conference meet that year . . . was also the team's most improved athlete his sophomore year . . . last season ran only 52.2 and that was in the first meet of the year . . . failed to place in the conference meet as well . . . can run the open 400 meters as well . . . will give the Beavers great depth at the hurdles upon his return with the top recruits Morris brought in . . . born 3/15/58.




**TIM FOX, 6-1, 225, Sr., Bend** — Tim had an exceptional year last spring winning the discus in the Pac-10 conference meet and finishing third at the NCAA's with a career best of 202-3 . . . that is second only to former All-American Tim Vollmer's school record of 204-2 which Fox hopes to surpass this year . . . he was very consistent throughout the season last year with all his marks over the 190-foot barrier culminating with his win over Oregon's Ray Burton at the Pac-10's and his placing ahead of him at the NCAA's . . . also throws the shot put for the Beavers when needed . . . also throws the hammer with a best of 186-7, the second best mark in the school history as well, behind 2-time All-American Steve




DeAutremont's (1970) record of 207-2 . . . his best came against Colorado last spring . . . born 12/29/56.


**MARK FRICKER, 5-10, 165, Soph., Hemet, CA (Hemet)** — Mark is considered one of the Beavers top hopefuls in the middle distances . . . has an 800 meter best of 1:51.0 which he ran against Washington last spring as a freshman . . . he also will double in the 1500 meter run where he has a high best of 3:47.6 but has yet to meet that mark in college . . . has run a 3:50.8 at OSU . . . he did not place at the Pac-10 meet last year but should improve with an additional year of seasoning . . . finished fourth in the California state meet in the 800 his senior year . . . placed in both the international prep meet and the Golden West Invitational meet two years ago . . . other prep bests were 4:07.9 in the mile and 49.4 in the 440 . . . born 11/23/59.



**DAVE GROSSNICKLAUS, 6-3, 176, Sr., Shedd (Central Linn)** — Dave will push for the number one high jumping position on the Beaver squad this year . . . has a career best of 6-10 set against Washington last spring . . . he lost both his state meet and state AA high jump records to incoming freshman Mike Roe of Siuslaw this past spring . . . he was a consistent 6-8 jumper last year finishing ninth in the Pac-10's at that height . . . will need to improve his height if he is going to score consistently this year for the Beavers . . . was a walk-on for the OSU basketball team the past two years also . . . had a best of 6-7½ in high school . . . born 4/16/58.




**KASHEEF HASSAN, 5-9, 150, Jr., Khartown, Sudan** — The premier athlete on the Beavers squad but will redshirt this season to prepare for the Olympics and run for his country, Sudan . . . has a long list of accomplishments from last year as he won the 1979 World Cup 400 meters (45.39), set a new OSU record in the 400 meters winning the NCAA's in 45.18, the 8th fastest time in the world last year, won the Pac-10's in 45.39 while winning 10 of the 11 races he ran in last spring . . . this year he is ranked No. 2 in the World at 400 meters . . . his redshirting will hurt the Beavers but his return in a year, along with Morris's second recruiting season, should give the Beavers quite an improved look . . . he was a




member of the Sudan Olympic team in 1976 that boycotted while in 1978 he won both the 400 (45.23) and the 200 meters (20.77) at the African Games . . . he also set a World Indoor record of 46.6 at the Ali Meet in 1978 but was disqualified later . . . was ranked 9th in the world in 1978 . . . born 3/26/56.


**MIKE HESSELTINE, 6-5, 228, Jr., DuBois, Wyoming (DuBois)** — Mike is a transfer from Linn-Benton Community College where he finished 12th in the nation last year in the NJCAA javelin finals . . . originally was at Ricks College where he was named that team's outstanding track athlete where he won the conference shot put title and finished second in the javelin . . . has a best of 241-0 but has vastly improved according to the OSU coaching staff so is expected to be a big boost this year, barring injuries . . . could become the Beavers number one thrower . . . attended DuBois high school in Wyoming originally . . . has sat out two years previously . . . born 12/19/54.



**YAIR KARNI, 5-9, 150, Jr., Kibbutz Haogen, Israel** — Is one of the Beavers top distance runners, although the distance corps is thin . . . ran his first 10,000 meters of the year in the Pac-10 conference meet last spring finishing eighth in 31:28.6 . . . was used primarily in the steeplechase last year with a best of 9:09.29 against Washington State . . . comes from Israel where he holds five national records from the 800 through the 3000 meter steeplechase . . . has a mile best of 4:06.6 and a 1500 best of 3:49.1 . . . will run the 5,000, 10,000 and steeplechase for OSU this spring . . . born 5/17/51.




**RICK KUMM, 6-2, 165, Sr., Salem (Sprague)** — One of the Beavers top returning middle distance runners . . . has had tremendous potential ever since graduating from Sprague high school where he won the 800 meters and the mile races at the state AAA meet . . . has been bothered by injuries throughout his career . . . ran the 800 and 1500 primarily last year but didn't race after the Washington meet in the middle of the season . . . has a best of 1:50.5 in the 800 and 3:45.2 in the 1500 meter run for the Beavers . . . his 1:51.4 converted 880 time in high school is the 4th fastest ever in Oregon prep history while his 3:48.1 converted mile time is also the 4th best ever . . . opened up last season with an 8:45.48




two-mile time in the OSU Preview meet, the third fastest in OSU history but tailed off from there on . . . his 800 best last year was only 1:51.6 while his 1500 best in 1979 was 3:47.37 . . . born 6/19/58.



**JOHN LAUNER, 6-2, 165, Soph., Salem (South)** — He was the Beavers top triple jumper last year but needs to improve considerably if he is going to consistently score points for the Beavers this year . . . had a disappointing freshman year after coming to OSU from South Salem high school where he had the state best prep mark the year before at 48-0½ . . . finished second in the state meet with only a 44-9½ jump . . . had a best of 44-9¾ last year for the Beavers . . . he did not qualify for any post-season meets for OSU but is expected to make a turnaround this year . . . born 10/28/60.




**MIKE MILLER, 6-0, 160, Fr., Tigard** — Mike comes to Oregon State with impressive credentials from Tigard high school . . . he won the state AAA 800 meters in a record time of 1:50.73, which was also his personal best . . . he also won his qualifying heat at the state meet last year . . . Miller won the Wilco league 800 as well and has improved considerably since his junior year when his best was only 1:56.4, which did rank him 18th in the state that year . . . his PR ranked him with the No. 1 time in the state last year and was the 6th fastest time in the nation . . . as a senior, Mike also was the Wilco league cross country champion and finished 13th in the state cross country meet . . . has a best of 4:07 in the




1500 meters but will mainly concentrate on the 800 for the Beavers as one of three freshmen expected to run there . . . was named to the high school All-American track team for his state meet efforts . . . is a three-year track letterman and two-year cross country award winner . . . born 9/5/60.

**DICK OLDFIELD, 6-3, 165, Fr., Corvallis (Corvallis)** — Dick has been one of the top prep half-milers in the state the past two years at Corvallis high school . . . has had the third fastest time in the state both his junior and senior years with a best last year of 1:52.87 . . . as a senior, he finished third in the state AAA meet but won the Valley league 800 title . . . as a junior, he finished second in the state meet . . . he joins an excellent recruited group of 800 runners in Miller and Purdue . . . Dick also led the Spartans to a perfect 13-0 record in football as he quarterbacked the 1978 team to the state championship . . . he also was selected to the North-South Shrine football game last summer . . . his football teams were




29-3 during his three varsity years . . . also was 55-21 in three years of basketball which saw him named second team on the all-tournament team at state and to the all-league team . . . has been named all-state in track the past two years . . . born 12/5/60.

**CHESTER PEPPE, 6-2, 175, Fr., Roseburg** — Chester was redshirted last year as a freshman so still has four years left at OSU . . . will concentrate on the 400 meters and relays for the Beavers . . . had the second fastest time in the state a year ago with a 48.2 clocking . . . also has a best of 22.1 in the 200 meters . . . he finished second at the state meet in the 400 to Beaver footballer Mike Smith with a time of 48.24 . . . he also anchored Roseburg to a win at the state meet in the mile relay . . . has also run the 800 meters with a best of 1:55.9 his senior year . . . born



**LYLE PURDUE, 5-8, 140, Fr., Brookings** — Lyle is another top freshman middle distance runner the Beavers brought in this year . . . running for



AA Brookings high school, Lyle was a two-time AA winner of the state 800 meters . . . has a best of 1:52.9 which was the state's best mark at all levels until teammate Mike Miller clipped it with his winning effort at the state meet . . . as a junior, he had the best time on the AA level with a 1:54.1 clocking and improved it with his PR last year . . . his senior year, Lyle helped Brookings to the state cross country championship (AA) in 1978 . . . as a sophomore, he finished third at state in the 400 and followed it with his two consecutive titles at the 800 level his final two years

as a prepper . . . won the 1,000-yard run at the Oregon Indoor as well . . . ran a 1:53.2 clocking in the Pre-Classic last summer and finished sixth at the Golden West Invitational with a 1:53.69 . . . born 2/23/61.


**MIKE ROE, 6-3, 175, Fr., Florence (Siuslaw)** — Mike comes to Oregon State hoping to build upon the fine high jumping tradition that the



Beavers have and if his high school credentials are any indication, he could do just that . . . he is a two-time AA state high jump champion . . . won his district three straight years . . . as a junior, he had a best of 6-7, the top mark in the AA ranks and went on to win the state title . . . as a senior, he won the state meet again with a record jump of 6-8 but recorded a PR of 6-10 last year, the best mark in the state on any level . . . he is a 'flopper' in style and head coach Frank Morris feels with added strength he could be the Beavers next 7-0 high jumper having had seven

already . . . lettered four years in track and three in basketball where he was all-league all three . . . Siuslaw won their league and finished 5th at state as well . . . helped lead Siuslaw to the state AA track title last year with his winning high jump mark, finishing third in the triple jump (45-1 $\frac{3}{4}$ ) . . . born 11/10/60.


**TOM SCHILLINGER, 6-1, 245, Sr., Burns** — Tom has been a valuable addition to the track program since he transferred from Wyoming after his freshman year . . . as a sophomore at OSU, he



took third in the discus at the conference championships with a best of 182-6 and 55-7 in the shot put, the 10th best effort ever at OSU . . . he was named the Beavers most valuable track athlete after that year . . . last year he improved his discus best to 188-7, the third best ever at OSU but could only throw 52-7 $\frac{1}{4}$  in the shot put, down from a year ago . . . he also has a best of 157-4 in the hammer . . . his 188-7 effort came against Oregon last year in the discus, behind Tim Fox's 194-0 effort . . . he finished sixth in the


conference discus competition with a 187-6 but failed to place . . . has been the Beavers most consistent defensive lineman the past two years and has been named honorable mention all-conference . . . as a prepper at AA Burns high school, Tom won both the AA state shot put and discus titles and holds the all-time state high school best in the discus with a 194-0 heave . . . also had a prep best of 59-6 $\frac{1}{2}$  in the shot and 195-0 in the javelin . . . he set his discus mark at the state meet in Corvallis in 1975 . . . he was also an all-state offensive and defensive tackle and earned prep All-America honors . . . he was the state AA heavyweight wrestling champion as well . . . should be the Beavers No. 1 shot putter this year again and is hoping to crack the 190-foot level this year in the discus . . . born 1/30/57.

**RON SCHMIDT, 6-4, 220, Fr., The Dalles (Wahtonka)** — Ron has been the premier weight man in Oregon the past two years at Wahtonka high school . . . he has won the state titles in both the shot put and discus at the AA level his junior year and at the A level last year as Wahtonka moved down a level . . . he would have won at any level last year with bests of 63-11¼ in the shot put, smashing the state meet record on the A level and 179-10 in the discus . . . the discus mark was not his best as he has recorded a best of 187-6 which ranked 11th in the country last year, while his shot put mark was the 10th best in the nation . . . his 63-11¼ best in the shot is the second best effort ever in Oregon at any level behind Curt




Denny's mark of 64-9½ he set in 1975 at AA Burns . . . his discus best (187-6) is the 6th best ever in the state . . . he lettered two years in basketball being named all-league his senior year and three years in football while playing in the Shrine game last year as well . . . he helped lead Wahtonka to the league track title as well . . . he is the younger brother of OSU shot put record holder (64-2) Butch Schmidt who graduated in 1975 . . . born 6/19/61.

**KEN SCOTT, 6-3, 175, Fr., Beaverton (Aloha)** — Ken comes into the program with probably the best credentials of any athlete . . . after missing the state meet as a junior, Scott pushed to the head of the hurdling corps in the state by winning both the 110 meter high hurdles and the 300 meter intermediate hurdles races at the AAA state meet . . . his time of 36.1 at the state meet was a new state record and was the fastest time in the nation . . . he then followed that with a win at the prestigious Golden West Invitational running the 400 meter intermediates in 52.08, the second fastest prep time at that distance in the country . . . he was the high point individual at the 1979 state meet with 25 points as Aloha High School



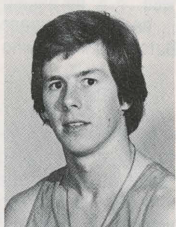
finished second (51 points) behind South Eugene by only three points . . . besides his wins in both hurdles, he and fellow teammate John Anderson alternated anchoring the winning mile and 400 meter relays . . . his best in the high hurdles is 14.3 . . . he led the state with fastest times in both events . . . the 400 meter relay time of 42.24 set a new state record as well . . . was named the outstanding graduating athlete at Aloha . . . also won both hurdles and relays in Metro league . . . has PR's of 10.8 in 100, 21.42 in 200 and 47.8 in the open 400 . . . was named the most valuable 1979 track man in Who's Who in Oregon track and MVP at Aloha too . . . born 4/18/61.

**TIM SIM, 6-1, 192, Fr., Halsey (Central Linn)** — Tim participated in spring football last year so will be entering the track program as a freshman this season as a decathlete . . . one of the most heralded athletes to come out of the state, Sim, as a senior, scored 26¼ points of Central Linn's 41 state championship AA points by winning the 110 high hurdles and the 300 meter intermediates, placing third in the long jump and running a leg on the 400 meter relay team that finished sixth . . . he also was the high point man the year before with 26 points . . . he holds the state AA record for his 13.9 clocking in the high hurdles and has a best of 38.9 in the intermediates . . . he has won three straight Oregon AAU decathlon championships, the last time with a record 7,170 points . . . as a junior, he finish-




ed second in the national AAU junior olympics decathlon with 6,903 points . . . his decathlon track bests are: 100-11.1, long jump - 22-3, shot put - 45-10, high jump - 6-4, 400 - 50.3, 110 HH - 13.9, discus -133-8, pole vault - 12-10, javelin - 170-1 and the 1500 meters - 4:43.0 . . . he earned 11 varsity letters at Central Linn high school . . . was named "Prep Athlete of the Year" by the Eugene Register-Guard for leading Central Linn to the track title and to the school's first-ever appearances in the state football playoffs and basketball tournaments . . . he was all-state in both sports and rushed for over 2,000 yards as a tailback during his career while scoring nearly 20 points a game his senior year in basketball . . . he was a starting tailback for the Beavers in football his freshman year although he was injured last year for most of the season . . . born 3/5/60.

**KEN SPEARING, 6-2, 185, Sr., Portland (Madison)** — Ken redshirted last year due to an injury and is expected to lend experience if not talent to an




already strong hurdle group for the Beavers . . . originally from Portland's Madison high school, Ken was the state AAA high hurdles champion as a senior and had a best of 14.0 in the preps . . . he also was a decathlete while scoring 6,530 points in the decathlon . . . has improved his PR at Oregon State from 14.4 in the highs as a freshman to 14.2 two years ago as a junior . . . his 14.0 prep time ranks as the eighth fastest time ever in Oregon tying him with four others . . . his 38.2 converted intermediate time is the 7th best ever in the state . . . born 9/7/57.

**BRETT STARR, 6-3, 178, Fr., Portland (Jackson)** — Brett was the state triple jump champion last year from Portland's Jackson high school with



a mark of 45-11¼, also the top distance in the state last year . . . as a junior, he placed sixth in the state with a jump of 43-6¼ but had a best that year of 45-1, the 6th best mark that year . . . he was a walk-on wide receiver for the Oregon State football team last fall but is expected to devote full time to track this spring . . . he has the potential to be the Beavers best triple jumper but needs to improve his marks considerably if he is going to place consistently in dual meets . . . born 5/4/61.

**SHANNON SULLIVAN, 6-0, 170, Fr., Troutdale (Reynolds)** — Shannon is the number one pole vault prospect for the Beavers after redshirting his freshman year last season . . . two years ago,




Shannon as a senior at Reynolds high school, finished second in the state meet with a vault of 14-8, which was also the third best mark that year in the state . . . he later cleared 15-0 for his prep best . . . since then he has cleared 16-6 at OSU in his limited competition showing great improvement and promise for the future . . . head coach Frank Morris feels he could be the Beavers next 17-foot pole vaulter . . . he also finished second in the state decathlon his senior year listing bests in the decathlon as 11.5 (100), 23.6 (200), 51.7

(400), 4:36 in the 1500, 21-7 in the long jump, 150-feet in the javelin, 42-6 in the shot put, 140 (discus), 15.0 (HH), 39.7 (IH) and his high school prep best of 15-0 in the pole vault . . . he obviously has improved all these marks since his graduation . . . could double up in the decathlon for the Beavers as well this spring . . . born 10/15/59.

**MIKE WASHINGTON, 6-1, 183, Soph., Sacramento, CA (Burbank) —**

Mike is the top OSU sprinter returning but had an up and down season last year . . . he has a best of 10.8 in the 100 meters but has run a 9.64 100-yarder in high school so the potential is there for improvement . . . his 200 meter best at OSU is 21.49 and ran a 21.2 wind-aided mark in high school . . . had a best of 10.56 in the 100 meters his junior year at Burbank high school in Sacramento . . . he was the Metro league champion, the sectional winner, sub-sectional champion while also placing in the Golden West Invitational and AAU Junior Olympics . . . he ran only a 22.13 in the Pac-10 meet failing to place . . . he ran in only three dual meets due to injuries . . . a healthy year with improvement could really help the talent-thin sprint corps for the Beavers . . . born 6/18/60.




**MARK WHITE, 6-1, 155, Soph., Richmond, CA (Richmond) —**

Mark returns as another top Oregon State hurdler but struggled somewhat his freshman year with injuries and so his performances were down . . . is expected back to full strength though this spring . . . ran the intermediates only twice last year with a best of 53.5 . . . ran the highs twice but struggled to a 14.7 best . . . in high school, he had the second fastest intermediate time in the nation at 53.53 in the 440 IH . . . he went to the state meet three years in a row while also competing on the junior USA team in Japan and Canada . . . his high school best in the highs was 14.0 and he also ran a 1:55.6 880-yard time as a prepper . . . also ran a 48.8 quarter in high school . . . Mark's twin brother, Mike, is a top 800-meter runner at California . . . could be a big help if he returns to top form . . . born 4/19/59.



**RICH WOLF, 6-2, 165, Soph., Eugene (Churchill-Lane CC) —**

Rich transferred to Oregon State from Lane Community College in Eugene after only one year there . . . a much improved javelin thrower, Rich began with a best of 197-3 as a junior, the 10th best in the state . . . then he repeated as the league champion his senior year and went on to finish second in the state meet with a 202-11 throw . . . his best though was 224-5, the second best toss in the state that year . . . at Lane CC, he set a new school mark with a 241-10 toss, won the OCCAA league javelin title, finished second at the regionals and then took a second place at the NJCAA nationals making first team All-American . . . that toss was the fourth best in junior college history . . . he enters OSU as a sophomore . . . born 12/11/59.



# OSU Track and Field Bests, 1979

(OSU Records Bold Face)

100:	Dwayne Hall	10.89	(10.7)
	Mike Washington	10.90	(9.64 HS)
	Doug Trout	10.9w	(11.23)
	Amir Kaholi	11.06	(10.62)
	Rick Collett	11.39	
200:	Mike Washington	21.49	(21.46)
	Dwayne Hall	22.01	(21.5)
400:	<b>Kasheef Hassan</b>	<b>45.18</b>	
	Andrew Fields	47.4	
	Mark White	49.9	
800:	Kasheef Hassan	1:50.2	(1:49.8)
	Mark Fricker	1:51.0	
	Rick Kumm	1:51.59	(1:50.5)
1500:	Dan Fulton	3:44.6	
	Rick Kumm	3:47.37	(3:45.2)
	Mark Fricker	3:50.8	
	Gary Killgore	4:01.03	
Mile:	Dan Fulton	4:02.32	
	Rick Kumm	4:06.1	
3000SC:	Dan Fulton	8:52.5	
	Yair Karni	9:09.29	
	Mark Melahn	9:20.88	
	Tim Cobb	9:26.41	(9:26.0)
	Gary Killgore	9:35.5	
	Jim Langley	9:37.7	
3-Mile:	<b>Dan Fulton</b>	<b>13:24.6</b>	
	<b>Dan Fulton</b>	<b>13:50.27</b>	
	Tim Cobb	14:40.0	
	Mark Melahn	14:47.3	
	Gary Killgore	15:53.0	
	Bill Roedeheffer	15:10.97	
10,000:	Yair Karni	31:28.6	
110 HH:	Mark White	14.7	
	Joel Johnson	14.8	
	Kit Redman	15.14	
	Roger Vandezande	15.36	
	Scott Zetterberg	16.03	
400 IH:	Andrew Fields	52.2	(51.46)
	Mark White	53.62	
	Joel Johnson	53.93	
	Gordon Scruton	57.39	
	Scott Zetterberg	57.75	
High Jump:	Dave Grossnicklaus	6-10	
	Paul McBeth	6-10	
	Scott Watkins	6-8	
	Tony DeVyldere	6-4	(6-6¼)
Pole Vault:	Scott Fisher	16-6	(17-0½)
	Shannon Sullivan	16-0	
Long Jump:	Doug Trout	23-2	
	Amir Kaholi	22-10	
	Doug Dougherty	20-10¾	
	John Launer	20-8	
Triple Jump:	John Launer	44-9¾	(48-0½ HS)
Shot Put:	Tom Schillinger	52-7¼	(55-7)
	Tim Fox	48-6¾	
	Art Klosterman	45-3¾	
	Ron Uhl	43-11	
	Kit Redman	43-5½	
Discus:	Tim Fox	202-3	
	Tom Schillinger	188-7	
	Kit Redman	160-1	

Hammer:	Tim Fox	186-7
	Tom Schillinger	157-4
	Art Klosterman	135-9
Javelin:	Bruce Alexander	241-1
	Ron Uhl	223-8
	Keith Balfour	193-10
	Kiit Redman	193-3
	Joel Johnson	190-5
400 M Relay:	41.53 (Doug Trout, Dwayne Hall, Andrew Fields, Mike Washington)	
1600 M Relay:	3:11.3 (Joel Johnson, Andrew Fields, Dwayne Hall, Kasheef Hassan)	
Mile Relay:	3:13.0 (Joel Johnson, Andrew Fields, Dwayne Hall, Kasheef Hassan)	
1979		
Track Results:	OSU 104, Colorado 54	
	Wash. State 99, OSU 63	
	Washington 92, OSU 71	
	Oregon 126, OSU 37	
	Pac-10: 30 pts, (9th)	
	NCAA: 17 pts, (15th)	

## 1979 Pac-10 Conference Top Ten Track and Field Performances

### 100 Meters

- 10.07 James Sanford, USC
- 10.15 Don Coleman, ORE
- 10.20 Eric Brown, UCLA
- 10.27 Kevin Williams, USC
- 10.28 Greg Foster, UCLA
- 10.31 Billy Mullins, USC
- 10.31 Mike Simmons, USC
- 10.42 Georges Kablan, WSU
- 10.44 Greg Moore, ASU
- 10.46 Dwayne Strozier, ARIZ

### 200 Meters

- 20.19 James Sanford, USC
- 20.20 Greg Foster, UCLA
- 20.39 Don Coleman, ORE
- 20.80 Colin Bradford, USC
- 20.80 Eric Brown, UCLA
- 20.91 Greg Moore, ASU
- 20.93 Gerald Burl, ASU
- 20.94 Mike Simmons, USC
- 21.05 Georges Kablan, WSU
- 21.09 Dwayne Strozier, ARIZ
- 21.49 Mike Washington, OSU

### 400 Meters

- 45.18 Kasheef Hasan, OSU
- 45.94 Colin Bradford, USC
- 46.15 Rod Bethany, USC
- 46.39 James Sanford, USC
- 46.43 Donn Thompson, UCLA
- 46.47 Lew McGlothlin, UCLA
- 46.48 Billy Mullins, USC
- 46.72 Ron Thomas, ORE
- 46.92 Georges Kablan, WSU
- 47.24+ Mike White, CAL
- 47.54 Andrew Fields, OSU

### 800 Meters

- 1:46.8 David Omwansa, USC
- 1:47.1 Mike White, CAL
- 1:47.3 Andy Clifford, CAL
- 1:47.6 James Walters, USC
- 1:47.9 D. Theophylactou, wsu
- 1:48.3 John Schaer, STAN
- 1:48.9 G. Pawirodikromo, wsu
- 1:49.2 Rudy Chapa, ORE
- 1:49.8 Dennis Johnson, ARIZ
- 1:49.9 Greg Walton, ORE
- 1:50.2 Kasheef Hassan, OSU
- 1:51.0 Mark Fricker, OSU

### 110 HH

- 13.28 Greg Foster, UCLA
- 13.84 Phil Bransom, ORE
- 13.85 Milan Stewart, USC
- 13.93 Arto Bryggare, USC
- 14.00 Phil Johnson, USC
- 14.01 Ron Kennedy, ARIZ
- 14.16 Tom Turner, WSU
- 14.19 Ray Smith, CAL
- 14.28 Dannie Jackson, ASU
- 14.28 Raphael Smith, CAL

### 400 IH

- 50.57 Phil Bransom, ORE
- 50.89 Darrel Seymour, WSU
- 50.95 Walter Pratt, CAL
- 50.97 Eric McNeal, UCLA
- 51.08 Lloyd Guss, CAL
- 51.31 Larry Cowling, CAL
- 51.34 Ray Smith, CAL
- 51.62 Russell Higgins, UCLA
- 51.67 Anthony Austin, ORE
- 51.79 Peter Grimes, CAL
- 52.34 Andrew Fields, OSU

### 1500 Meters

- 3:38.7 Rudy Chapa, ORE
- 3:39.9 Paul Becklund, ARIZ
- 3:39.9 Andy Clifford, CAL
- 3:43.2 Ray Wicksell, ASU
- 3:44.3 Gary Gustafson, Wash
- 3:44.3 Thom Hunt, ARIZ
- 3:44.6 Dan Fulton, OSU
- 3:44.6 Alberto Salazar, ORE
- 3:44.7 Ed Goldberg, ORE
- 3:44.9 Bruce Nelson, ORE

15. **3:47.4 Rick Kumm, OSU**

16. **3:47.5 Dan Fulton, OSU**

### 5000 Meters

- 13:19.3 Rudy Chapa, ORE
- 13:20.4 Henry Rono, WSU
- 13:22.3 Alberto Salazar, ORE
- 13:42.5 Bill McChesney, ORE
- 13:48.7 Joel Cheruiyot, WSU
- 13:50.27 Dan Fulton, OSU**
- 13:51.8 Don Clary, ORE
- 13:52.0 Thom Hunt, ARIZ
- 13:53.4 Ken Martin, ORE
- 13:57.4 Art Boileau, ORE

### 10,000 Meters

- 28:06.1 Alberto Salazar, ORE
- 28:10.3 Joel Cheruiyot, WSU
- 29:20.8 Roy Kissin, STAN
- 29:22.1 Thom Hunt, ARIZ
- 29:22.4 Bill Stolp, WASH
- 29:32.0 David Shoots, ARIZ
- 29:32.2 Roy Kissin, STAN
- 29:57.8 Gary Blume, CAL
- 30:00.0 Art Boileau, ORE
- 30:06.0 Greg Erwin, ORE

### 3000-Meter Steeplechase

- 8:17.9 Henry Rono, WSU
- 8:26.8 Thom Hunt, ARIZ
- 8:26.9 Don Clary, ORE
- 8:36.7 Gary Blume, CAL
- 8:38.3 Ken Martin, ORE
- 8:47.0 Rob Evans, WSU
- 8:47.0 Larry Hurst, ORE
- 8:50.9 Roger Watkin, UCLA
- 8:52.4 Dave Peckham, ARIZ
- 8:52.5 Dan Fulton, OSU**

### Long Jump

- 26-0 $\frac{1}{2}$  Sidney Mitchell, ASU
- 25-11 $\frac{1}{2}$  Dannie Jackson, ASU
- 25-10 R. Williams, WSU
- 25-6 $\frac{3}{4}$  Wayne Walker, ARIZ
- 25-4 $\frac{1}{4}$  Darrin Nelson, STAN
- 25-2 Mike Marlow, CAL
- 25-1 $\frac{1}{4}$  Chip Benson, UCLA
- 24-10 $\frac{1}{2}$  Donnie Butler, ARIZ
- 24-9 $\frac{1}{4}$  Kenny Hays, USC
- 24-7 $\frac{3}{4}$  Peter Halson, WSU

### Triple Jump

- 54- 6 $\frac{3}{4}$  Mike Marlow, CAL
- 53- 7 $\frac{1}{4}$  Chip Benson, UCLA
- 53- 0 $\frac{1}{4}$  Ken McClendon, ASU
- 52- 9 Chris DeFrance, ASU

- 51- 6 $\frac{1}{4}$  Dokie Williams, UCLA
- 51- 5 $\frac{3}{4}$  D. Joseph, UCLA
- 51- 0 Gary Lacey, ORE
- 50-11 $\frac{1}{4}$  Kenny Hays, USC
- 50- 6 Dannie Jackson, ASU
- 49- 9 Dan Jackson, USC

### Javelin

- 278-1 Reider Lorentzen, ORE
- 261-3 Tom Sinclair, WASH
- 251-10 M. Mahovlich, WASH
- 250-6 Gene Lorenzen, WSU
- 246-3 Ilpo Paananen, USC
- 243-11 Steve Jacobs, ARIZ
- 243-4 Ted DeMill, UCLA
- 241-1 Bruce Alexander, OSU**
- 236-9 Tom Jadwin, UCLA
- 235-3 Gary Bruner, STAN
- 228-7 Ron Uhl, OSU**

### Hammer

- 238-6 Scott Neilson, WASH
- 230-7 Paul Buxton, WSU
- 216-0 Jim Jesernig, WSU
- 215-10 John McArdle, ORE
- 196-9 Rich Bagley, WASH
- 193-1 Jeff Stover, ORE
- 191-11 $\frac{1}{2}$  Ray Burton, ORE
- 191-1 Dave Thompson, STAN
- 186-7 Tim Fox, OSU**
- 186-0 Rick Buss, STAN

### High Jump

- 7-5 $\frac{1}{2}$  James Frazier, ARIZ
- 7-2 $\frac{3}{4}$  Roger Curtis, ARIZ
- 7-2 Kyle Arney, ASU
- 7-2 Coart Owens, ASU
- 7-1 Jan From, ORE
- 7-0 $\frac{1}{4}$  Dwayne Joseph, UCLA
- 7-0 Phil Christian, ORE
- 7-0 Dennis Smith, USC
- 6-11 Tim Walker, USC
- 6-10 D. Grossnicklaus, OSU**
- 6-10 Paul McBeth, OSU**

### Pole Vault

- 18-0 $\frac{1}{4}$  Steve Oravetz, WASH
- 17-8 Tom Hintnaus, ORE
- 17-6 $\frac{1}{4}$  Jon Warner, UCLA
- 17-4 $\frac{3}{4}$  Jerry Mulligan, USC
- 17-3 Anthony Curran, UCLA
- 17-1 Charlie Brown, UCLA
- 17-0 $\frac{1}{2}$  Brian Goodman, WSU
- 17-0 Rick Rogers, ASU
- 17-0 Jon Switzer, ORE
- 16-10 Scott Fisher, OSU**

### Shot Put

- 69-3 $\frac{1}{4}$  Dave Laut, UCLA
- 65-11 S. Summers, WASH
- 65-7 Marcus Gordien, UCLA
- 65-4 $\frac{1}{4}$  Jeff Stover, ORE
- 62-7 $\frac{3}{4}$  Vince Goldsmith, ORE
- 59-9 $\frac{3}{4}$  Paul Buxton, WSU
- 59-9 John McKenzie, USC
- 58-8 David Porath, CAL
- 58-3 $\frac{1}{4}$  Bruce Heide, ASU
- 57-7 Dave Kurrasch, USC



## Discus

1. 203- 4 Ray Burton, ORE
2. 202- 3 **Tim Fox, OSU**  
194- 0 Jim Jesernig, WSU  
193- 2 Scott Hersh, ASU  
188-10 Marcus Gordien, UCLA
6. 188- 7 **Tom Schillinger, OSU**
7. 184- 3 Dave Kurrasch, USC  
183- 0 David Porath, CAL  
180- 0 S. Montgomery, USC
10. 178-10 S. Summers, WASH

## Decathlon

1. 7902 Steve Jacobs, ARIZ  
7755 Dannie Jackson, ASU  
7647 Dave Steen, CAL  
7496 Gary Gefre, WASH  
7282 Thomas Larsson, ARIZ  
7200 Paul Doyle, ORE
7. 7139 **Joel Johnson, OSU**  
7072 Keith Collins, WSU  
7049 Bill Fanning, WSU
10. 7021 Eugene Leoni, UCLA

## 4 x 100 Relay

1. 38.91 USC (Williams, Bradford, Sanford, Mullins)  
39.38 UCLA (Williams, McGlothlin, Foster, E. Brown)  
40.10 ASU (Crain, Burl, Redd, Moore)  
40.20 Oregon (Thomas, Bransom, Curry, Coleman)  
40.26 Arizona (Kennedy, Butler, Jefferson, Strozier)  
40.44 California (Farmer, Cowling, H. Smith, Rachal)  
40.44+ Stanford (Nelson, Margerum, Banks, Gervais)  
40.61 WSU (Halsen, James, Gray, Kablan)  
41.10 Washington (Celestine, Kozol, Krause, Stankovic)
10. 41.53 **OSU (Hall, Trout, Fields, Washington)**

## 4 x 400 Relay

1. 3:07.1 California (Guss, R. Smith, Cowling, White)  
3:07.1 USC (Mullins, Sanford, Simmons, Bradford)  
3:08.8 ASU (Redd, F. Burl, Tubbs, G. Burl)
4. 3:11.3 **OSU (Johnson, Fields, Hall, Hassan)**  
3:11.5 Oregon (Coleman, Bransom, Walton, Thomas)  
3:11.6 UCLA (Theriot, McNeal, Higgins, Thompson)  
3:11.9\*WSU (Pierre, Ramsey, Pawirodikromo, Gray)  
3:13.7 Washington (Krause, Kozol, Coatney, Stankovic)  
3:15.2 Arizona  
3:15.7 Stanford (Shumway, Roessler, Margerum, Banks)



OSU freshmen Lyle Purdue and Dick Oldfield

# OSU Top Ten List By Events

## 100 Meters

10.00	Willie Turner	1967
	(Tied world record)	
10.42	Frank Jackson	1976
10.44	Jerry Jordan	1976
10.57	Marcus Irving	1976
10.66	Bruce Smith	1978
10.70	Dwayne Hall	1977
10.80	Zach Marsh	1976
10.80	Bill Serdar	1976

## 100 Yards

9.3	Willie Turner	1968
9.5	Amos Marsh	1961
9.5	Butch Lumby	1965
9.5	Steve Davis	1967
9.5	Ernie Smith	1968
9.6	Merv Brock	1951
9.6	Lynn Eves	1961
9.6	Tom Boswell	1963
9.6	Rusty Brown	1964
9.6	Robert Medlock	1971
9.6	Marcus Irving	1976

## 200 Meters

20.56	Jerry Jordan	1977
20.60	Willie Turner	1967
20.77	Kasheef Hassan	1978
21.38	Frank Jackson	1976
21.49	Mike Washington	1979
21.50	Dwayne Hall	1978
21.60	Bill Serdar	1976
21.70	Kasheef Hassan	1978
22.18	Marcus Irving	1976

## 220 Yards

20.2	Willie Turner	1967
20.8	Ernie Smith	68-69-70
21.0	Lynn Eves	1962
21.0	Greg Marks	1966-68
21.0	Yaw Atuahene	1974
21.1	Leroy Whittle	1961
21.1	Bob Johnson	1962
21.2	Floyd Williams	1905
21.3	Amos Marsh	1961

## 400 Meters

45.18	Kasheef Hassan	1979
46.00	Steve Pancoast	1967
46.86	Yaw Atuahene	1974
47.22	Gary Barnes	1978
47.40	Andrew Fields	1979
47.61	Curtis Byrd	1977
47.90	Butch Schriver	1976
48.49	Steve Anderson	1977

## 440 Yards

46.3	Steve Pancoast	1967
46.4	Norm Monroe	1961
46.5	Yaw Atuahene	1974
46.7	Lynn Eves	1961
46.7	Bob Johnson	1962
46.9	Rod Paul	1968
47.1	Greg Marks	1968
47.2	Pat Collins	1970
47.4	Terry Thompson	1969
47.6	Curtis Byrd	1977
47.6	Harold Agner	1970

## 800 Meters

1:46.7	Terry Thompson	1967
1:49.87	Kasheef Hassan	1978
1:50.55	Rick Kumm	1977
1:51.0	Mark Fricker	1979
1:51.8	Yair Karni	1976
1:51.8	Jake Groth	1976
1:51.9	Bill Delatorre	1976

## 880 Yards

1:46.4	Morgan Groth	1964
1:46.5	Pat Collins	1970
1:47.7	Hailu Ebba	1974
1:48.0	Norm Hoffman	1962
1:48.3	John Lilly	1970
1:48.4	Terry Thompson	1968
1:48.7	Jan Underwood	1964
1:48.7	Clay Lowrey	1973
1:49.2	Terry Smith	1967
1:49.2	Jake Groth	1976

## 1,500 Meters

3:40.4	Morgan Groth	1964
3:40.4	Hailu Ebba	1972
3:44.6	Dan Fulton	1979
3:45.22	Rick Kumm	1978
3:46.22	Bill Delatorre	1978
3:47.45	Randy Brown	1976
3:50.8	Mark Fricker	1979
3:54.5	Matt Rea	1976

## Mile

3:57.8	Hailu Ebba	1973
3:57.9	Morgan Groth	1964
4:00.7	Keith Munson	1971
4:02.0	Terry Smith	1967
4:03.4	Dale Story	1962
4:04.4	Chris Carey	1972
4:04.4	Randy Brown	1976
4:04.7	Cliff Rees	1975
4:05.8	Dan Fulton	1976
4:06.3	Jose Amaya	1974

**110 Meter HH**

14.1	Lowell Harris	1972
14.22	Ken Spearing	1978
14.36	Bart Pierce	1976
14.65	Gary Susac	1978
14.7	Mark White	1979
14.8	Joel Johnson	1979
14.95	Bengt Larsson	1978
14.97	Tom Croy	1978
<b>15.14</b>	<b>Kit Redman</b>	<b>1979</b>
<b>15.2</b>	<b>Rich Marineau</b>	<b>1976</b>

**400 Meter IH**

51.29	Gary Susac	1977
51.46	Andrew Fields	1978
52.1	Steve Casey	1972
53.39	Bou Seltzer	1976
53.62	Mark White	1979
53.93	Joel Johnson	1979
55.1	Greg McLoughlin	1976

**5,000 Meters**

13:50.27	Dan Fulton	1979
14:03.5	Dale Story	1963
14:14.9	Randy Brown	1976
14:40.0	Tim Cobb	1979
14:47.3	Mark Melahn	1979
14:48.2	Brian Scaccia	1977
14:49.4	Tom Cushman	1976
14:50.74	Bill Delatorre	1978
14:53.2	Lucas Oloo	1977

**10,000 Meters**

31:16.49	Tom Cushman	1976
31:28.6	Yair Karni	1979

**400 Relay**

40.0	Smith, Parish, Mayes, Turner	1968
40.0	Davis, Smith, Hayes, Turner	1968
40.02M	Marsh, Hall, Barnes, Jordan	1977
40.03M	Marsh, Hall, Barnes, Jordan	1977

**1600 Relay**

3:07.6	Eves, Comer, Johnson, Monroe	1962
3:09.7	Ball, Bach, Johnson, Monroe	1961
3:07.9M	Fields, Barnes, Susac Hassan	1977
3:11.3M	Johnson, Fields, Hall, Hassan	1979

53-10½	Robert Reader	1971
51-7¾	John Okoro	1975
51-1½	Steve Rimm	1974
51-1	Darrell Horn	1961
49-9	Tony Albin	1966

**120 Yard HH**

13.9	Tom Wyatt	1965
13.9	Don Parish	1968
14.0	Frank Marsh	1963
14.0	Greg Macy	1965
14.0	Lowell Harris	1970-71
14.2	Leon Johnson	1971
14.2	Doug Snyder	1974
14.23	Bart Pierce	1975
14.3	Craig Sonniksen	1967
14.3	Ernie Smith	1970

**440 Yard IH**

51.0	Tom Wyatt	1963
51.3	Jeff Oveson	1973
52.0	Rusty Brown	1965
52.0	Bob McLaren	1967
52.0	Tom Ries	1970
52.1	Steve Casey	1972
52.2	Dick Evans	1968
52.6	Frank Marsh	1963
52.6	Mark Wyatt	1974
52.8	Doug Snyder	1974

**3-Mile**

13:37.0	Randy Brown	1976
13:37.5	Dale Story	1961
13:41.2	Kelly Jensen	1975
13:43.0	Keith Munson	1971
13:43.4	Leonard Hill	1972
13:48.31	Jose Amaya	1974
13:49.6	Lucas Oloo	1975
13:52.2	Gordy Currie	1972
13:52.8	Spencer Lyman	1970

**6-Mile**

28:42.4	Keith Munson	1971
28:52.4	Rich Cuddihy	1963
29:12.6	Tracy Smith	1965
29:15.0	Gordy Currie	1971
29:18.84	Kelly Jensen	1975
29:28.2	Randy Brown	1974
29:56.0	Rick Goldner	1971
30:11.6	Marvin Pace	1973
30:17.0	Steve Squires	1971
31:15.6	Tom Cushman	1976

**3000 M Steeplechase**

8:42.26	Lucas Oloo	1975
8:43.0	Leonard Hill	1973
8:44.4	Jim Barkley	1969
8:46.0	Rick Goldner	1973
8:46.5	Jose Amaya	1976
8:52.5	Dan Fulton	1979
9:00.2	Scott Jackson	1972
9:00.8	Clyde Hunt	1966
9:03.72	Cliff Rees	1974
9:03.8	Lew Dahlin	1969

**Triple Jump**

49-6¼	Charlie Olds	1969
49-5½	George May	1967
49-2½	Darryl Winchester	1974
49-1½	Terry Monroe	1965
48-11¾	Greg Knopf	1971

**High Jump**

7-4½	Tom Woods	1973
7-4¼	Dick Fosbury	1968
7-3	Mike Fleer	1974
7-2¼	Mark Wilson	1975
7-1	John Radetich	1970
7-¼	Scott Wilbrecht	1976
7-0	Steve Kelly	1969
6-10¼	Glen Stone	1973
6-10	Neil Erickson	1970-71
6-10	John Edwards	1977
6-10	D. Grossnicklaus	1979
6-10	Paul McBeth	1979

**Pole Vault**

17-4½	Ed Lipscomb	1974
17-1	Dennis Phillips	1967
17-¼	Scott Fisher	1976
16-1	Brad Skovbo	1973
16-0	Shannon Sullivan	1979
16-0	Bob Glaeser	1967
16-0	Denis Walp	1969
16-0	Steve Norris	1971
16-0	Cliff Barry	1975
15-8	Ryon Paton	1974

**Long Jump**

26-¼	John Okoro	1976
25-9¾	Darrell Horn	1961
25-4¾	Bruce Smith	1978
25-2¾	Charlie Olds	1969
25-1¾	Devin Brown	1975
25-¾	George May	1967
25-¾	Bruce Smith	1977
24-11½	Gerry Whittaker	1969
24-8	Tony Albin	1966
24-5	Luther Goin	1970

**Shot Put**

64-2	Butch Schmidt	1975
61-1½	Spike Walker	1972
60-2¼	Lahcen Samsam	1966
59-7	Lonnie Shelton	1975
58-11	Doug Cramer	1974
58-10½	Don Tollefson	1967
58-8¾	Roger Carlsen	1971
57-10	Don Roberts	1965
57-0	Tim Vollmer	1969
55-7	Tom Schillinger	1978
55-1	Billy Winchester	1972

**Discus**

204-2	Tim Vollmer	1968-69
202-3	Tim Fox	1979
191-1	Jim Miller	1977
188-7	Tom Schillinger	1979
184-7	Roger Smith	1972
178-5	Steve Athay	1971
176-5	Lou Fasano	1964
173-2	Don Tollefson	1967
170-6	Butch Schmidt	1974
167-10	Lonnie Shelton	1975

**Hammer**

207-2	S. DeAutremont	1970
186-7	Tim Fox	1979
182-3	Doug Cramer	1974
181-1	Jeff Hammons	1975
163-8	Robbin Roeder	1969
162-8	Doug Seeley	1975
161-6½	Sylvester Hall	1909
157-4	Tom Schillinger	1979
148-7	Tim Fox	1977
137-5	Brian Stack	1977

**Javelin**

271-3	Jim Judd	1974
260-11	Gary Stenlund	1963
250-0	Greg Rigby	1970
248-7	Curt Heide	1973
244-9	Dan Likens	1961
244-3	Steve Pauly	1963
243-8	Doug Hinkins	1975
243-1	Phil Lowry	1967
243-1	Rick Davis	1973
242-10	Tim Voth	1970

**Decathlon**

7648	Steve Pauly	1963
7642	Bengt Larsson	1976
7414	Joel Johnson	1978
6785	Brian Lucas	1975
6285	Steve Banton	1974
6274	Larry Luehrs	1971
6180	Kit Redman	1978
5751	Mark Wyatt	1972
5548	Ralph Show	1970
5291	Bob Pickerel	1971




Freshman Ken Scott had nation's top prep time in hurdles

# Kasheef Hassan



- \*\*\*1979 World Cup 400 Meter Champion, 45.39
- \*\*\*1979 NCAA 400 Meter Champion
- \*\*\*Set OSU Record With NCAA Winning Time of 45.18
- \*\*\*1979 Pac-10 400 Meter Champion, 45.59
- \*\*\*Won 10 of 11 Races He Ran in 1979
- \*\*\*Ranked #2 in World for 1980 at 400 Meters
- \*\*\*His 45.18 Time is 8th Fastest in World Last Year



- \*\*\*Won both 400 (45.23) and 200 Meters (20.77) in 1978 at African Games
- \*\*\*Ranked 9th in World in 1978
- \*\*\*Set World Indoor Record of 46.6 at Ali Meet in 1978 But Was Disqualified.
- \*\*\*Was a Member of 1976 Sudan Olympic Team

# The Opponents

## OSU INVITATIONAL

**March 22 at Wayne Valley Field, Corvallis, 12:15 p.m.**  
 (The events to be contested will be released at a later time)

### CAL-POLY

**March 29 at Wayne Valley Field, Corvallis, 12:15 p.m.**

Coach: Steve Miller  
 Nickname: Mustangs  
 Colors: Green and Gold  
 SID: Wayne Shaw (AC 805-546-2355)  
 Stadium: Fieldhouse (4,000)

#### FROM THE RECORD BOOK

**Meets — 2** **Won by OSU — 2** **Cal-Poly — 0**  
 1961 — 98½-31⅔ 1973 — 144-19

### OSU-Cal-Poly Meet Records

#### MEET RECORDS

(All races will be run in meters for the first time. Therefore, there are no meet records for those events.)

Event	Record	Holder, School	Year
3,000 Steeplechase	8:53.1	Leonard Hill, OSU	1973
High Jump	6-10	Tom Woods, OSU	1973
		John Radetich, OSU	1970
		Neil Erickson, OSU	1970
Pole Vault	15-0	Brad Skovbo, OSU	1973
Long Jump	22-9½	Lanny Lafferty, Cal Poly	1961
Triple Jump	45-0½	Kent Taylor, Cal Poly	1961
Shot Put	57-6	Spike Walker, OSU	1973
Discus	173-0	Jim Miller, OSU	1973
Javelin	241-10	Rick Davis, OSU	1973
Hammer	176-4	Doug Cramer, OSU	1973

### WASHINGTON

**April 5 at Wayne Valley Field, Corvallis, 12:30 p.m.**

Coach: Ken Shannon  
 Nickname: Huskies  
 Colors: Purple and Gold  
 SID: Mike Wilson (AC 206-543-2230)  
 Stadium: Husky Stadium (58,000)

#### FROM THE RECORD BOOK

Meets — 57	Won by OSU — 17	Washington — 40
1906 — 100-22	1939 — 76½-54½	1960 — 76-55
1911 — 44-90	1940 — 51-79	1961 — 73-58
1916 — 79½-51½	1941 — 53-78	1962 — 104⅔-39⅓
1919 — 72-59	1942 — 48-81	1964 — 82-62
1924 — 50-81	1943 — 60½-70½	1965 — 66-78
1925 — 40-91	1946 — 59⅓-71⅔	1966 — 74-71
1926 — 54-77	1947 — 89½-41½	1967 — 76-69
1927 — 54½-76½	1948 — 42⅔-88⅓	1968 — 99-46
1928 — 50-81	1949 — 66-65	1969 — 96-58
1929 — 52-79	1950 — 45-86	1970 — 86-67
1930 — 52⅔-76⅓	1951 — 47-84	1971 — 74-71
1931 — 47⅔-83⅓	1952 — 33-98	1972 — 98-65
1932 — 38-92	1953 — 39-92	1973 — 81-82
1933 — 47⅔-83⅓	1954 — 41-90	1974 — 78-85
1934 — 38-92	1955 — 44-87	1975 — 77-86
1935 — 38½-92½	1956 — 60½-70½	1976 — 68-94
1936 — 38-93	1957 — 40⅔-90⅓	1977 — 68-91
1937 — 42½-88½	1958 — 47-84	1978 — 91-72
1938 — 31-99	1959 — 61-70	1979 — 71-92

## OSU-Washington Meet Records

Event	Record	Holder, School	Year
100 Meters	10.76	Al Davis, UW	1976
200 Meters	21.2	Pablo Franco, UW	1976
400 Meters	47.4	Andrew Fields, OSU	1979
800 Meters	1:49.87	Kasheef Hassan, OSU	1978
1500 Meters	3:43.77	Gary Gustafson, UW	1978
3000 M Steeplechase	8:43.8	Jim Johnson, UW	1972
5000 Meters	14:14.02	Dan Fulton, OSU	1976
110 High Hurdles M	14.4	Robert Gaines, UW	1977
400 Int. Hurdles M	52.44	Andrew Fields, OSU	1978
Pole Vault	16-8	Steve Oravetz, UW	1979
High Jump	7-2	Tom Woods, OSU	1974
		Mike Flear, OSU	1974
Long Jump	25-1 <sup>3</sup> / <sub>4</sub>	Grant Birkinshaw, UW	1971
Triple Jump	51-7 <sup>1</sup> / <sub>4</sub>	Robert Reader, OSU	1971
Shotput	64-0 <sup>3</sup> / <sub>4</sub>	Steve Summers, UW	1979
Discus	190-5	Tim Fox, OSU	1979
Javelin	265-0	Rod Ewaliko, UW	1975
Hammer	222-10	Scott Neilson, UW	1979
440 Relay	40.5	Smith, Davis, Marks, Turner, OSU	1968
400 Meter Relay	40.97	Belur, Gaines, Franco, Davis, UW	1976
Mile Relay	3:12.6	Eves, Comer, Johnson, Monroe, OSU	1962
1600 Meter Relay	3:15.0	Tanner, Belur, Mondschein, Franco, UW	1976

## UNIV. PORTLAND — GEORGE FOX

**April 12 at Wayne Valley Field, Corvallis, 12:30 p.m.**

Coach: Mike Johnson

Nickname: Pilots

Colors: Purple and White

SID: Dan Friedhoff (AC 503-283-7117)

Stadium: Campus

**FROM THE RECORD BOOK  
(First Meeting)**

## WASHINGTON STATE — IDAHO

**April 19 at Martin Field, Pullman, WA, 12:15 p.m.**

Coach: John Chaplin

Nickname: Cougars

Colors: Crimson and Gray

SID: Rod Commons (AC 509-335-7758)

Stadium: Martin Field (22,600)

**FROM THE RECORD BOOK**

**Meets — 43**

**Won by OSU — 16**

**WSU — 27**

1907 — 64<sup>1</sup>/<sub>2</sub>-52<sup>1</sup>/<sub>2</sub>

1951 — 55-75

1966 — 89-55

1909 — 52-63

1952 — 36<sup>1</sup>/<sub>2</sub>-84<sup>1</sup>/<sub>2</sub>

1967 — 104-41

39<sup>1</sup>/<sub>3</sub>-82<sup>2</sup>/<sub>3</sub>

1953 — 34-96

1968 — 84-61

1910 — 45-72

1954 — 41<sup>1</sup>/<sub>2</sub>-89<sup>1</sup>/<sub>2</sub>

1969 — 86-68

1919 — 57-74

1955 — 37<sup>2</sup>/<sub>3</sub>-43<sup>1</sup>/<sub>3</sub>

1970 — 58-96

1922 — 77<sup>1</sup>/<sub>2</sub>-53<sup>1</sup>/<sub>2</sub>

1956 — 58-73

1971 — 82<sup>1</sup>/<sub>2</sub>-71<sup>1</sup>/<sub>2</sub>

1921 — 72<sup>1</sup>/<sub>2</sub>-58<sup>1</sup>/<sub>2</sub>

1957 — 48<sup>2</sup>/<sub>3</sub>-82<sup>1</sup>/<sub>3</sub>

1972 — 101-62

1926 — 63<sup>1</sup>/<sub>2</sub>-66<sup>1</sup>/<sub>2</sub>

1958 — 35<sup>1</sup>/<sub>4</sub>-94<sup>1</sup>/<sub>4</sub>

1973 — 91-72

1931 — 61-<sup>3</sup>/<sub>5</sub>-69-<sup>2</sup>/<sub>5</sub>

1959 — 66-65

1974 — 76-87

1932 — 60-71

1960 — 66-65

1975 — 92<sup>1</sup>/<sub>2</sub>-70<sup>1</sup>/<sub>2</sub>

1936 — 38<sup>2</sup>/<sub>3</sub>-91<sup>1</sup>/<sub>3</sub>

1961 — 91-39

1976 — 42-121

1947 — 51-80

1962 — 91-54

1977 — 59-103

1948 — 42-89

1963 — 92-53

1978 — 51<sup>1</sup>/<sub>2</sub>-107<sup>1</sup>/<sub>2</sub>

1949 — 44<sup>1</sup>/<sub>2</sub>-88<sup>1</sup>/<sub>2</sub>

1964 — 72-73

1979 — 63-99

1950 — 47-84

1965 — 62-83

## OSU-WSU Meet Records

### MEET RECORDS

Event	Record	Holder, School	Year
100 Meters	10.15	Gary Minor, WSU	1976
200 Meters	20:55	Gary Minor, WSU	1976
400 Meters	46.26	Kasheef Hassan, OSU	1979
800 Meters	1:49.0	Dale Scott, WSU	1976
1500 Meters	3:43.62	Joshua Kimeto, WSU	1977
3000 M Steeplechase	8:46.2	Leonard Hill, OSU	1973
5000 Meters	13:22.7	Henry Rono, WSU	1978
110 Hurdles M	13.96	Kip Ngeno, WSU	1975
400 Hurdles M	51.90	Kip Ngeno, WSU	1974
Pole Vault	16-10½	Brian Worden, WSU	1977
High Jump	7-4½	Tom Woods, OSU	1973
Long Jump	25-9¼	John Okoro, OSU	1975
Triple Jump	52-4¾	Ian Campbell, WSU	1977
Shotput	61-7½	John Van Reenan, WSU	1968
Discus	208-10	John Van Reenan, WSU	1970
Javelin	250-4	H. Koozentsoff, WSU	1975
Hammer	219-1	Paul Buxton, WSU	1979
440 Relay	40.3	Smith, Parish, Mayes, Turner, OSU	1968
400 Meter Relay	40.6	Williams, Campbell Coosby, Gray, WSU	1977
Mile Relay	3:11.2	Johnson, Monroe, Comer, Ball, OSU	1962
1600 Meter Relay	3:11.3	Johnson, Fields Hall, Hassan, OSU	1979

## STANFORD — CAL-IRVINE

**April 26 at Stanford Stadium, Palo Alto, CA, 12:30 p.m.**

Coach: Brooks Johnson

Nickname: Cardinals

Colors: Cardinal and White

SID: Bob Rose (AC 415-497-4418)

Stadium: Stanford Stadium (86,000)

### FROM THE RECORD BOOK

Meets — 6	Won by OSU — 4	Stanford — 2
1961 — 75-55	1967 — 98-47	
1963 — 47-98	1970 — 93-61	
1966 — 64-81	1971 — 85⅓-68⅔	

## OSU-Stanford Meet Records

(All races will be run in meters for the first time. Therefore, there are no meet records for these events.)

### MEET RECORDS

Event	Record	Holder, School	Year
High Jump	6-10¼	Peter Boyce, Stanford Steve Kelley, OSU	1967 1967
Long Jump	25-2½	Bud Walsh, Stanford	1967
Triple Jump	51-11¾	Robert Reader, OSU	1971
Pole Vault	16-5¼	Casey Carrigan, Stanford	1971
Shot Put	58-1	Lahcen Samsam, OSU	1966
Discus Throw	179-10	Dave Weill, Stanford	1963
Javelin Throw	241-1	Phil Lowry, OSU	1966

## Cal-Irvine Meet Records

(First Meeting)



# OREGON

May 3 at Hayward Field, Eugene, 12:30 p.m.

Coach: Bill Dellinger

Nickname: Ducks

Colors: Emerald Green and Lemon Yellow

SID: George Beres (AC 503-686-5494)

Stadium: Hayward Field (14,200)

## FROM THE RECORD BOOK

Meets — 76	Won by OSU — 21	Oregon — 55
1906 — 46-76	1935 — 43 <sup>2</sup> / <sub>3</sub> -87 <sup>1</sup> / <sub>3</sub>	1962 — 45-98
1907 — 45-77	1936 — 46-85	59-85
1908 — 55-61	1937 — 62-69	1963 — 65-80
1909 — 52-70	1938 — 57 <sup>1</sup> / <sub>2</sub> -73 <sup>1</sup> / <sub>2</sub>	79-66
1910 — 38-84	1939 — 47 <sup>1</sup> / <sub>2</sub> -83 <sup>1</sup> / <sub>2</sub>	1964 — 73-72
1912 — 42 <sup>2</sup> / <sub>3</sub> -97 <sup>1</sup> / <sub>3</sub>	1940 — 70-61	73-71
1913 — 45-5/6-85-1/6	1941 — 54-77	1965 — 70-75
1914 — 57-74	1942 — 51-80	79-76
1916 — 60-71	1943 — 59 <sup>1</sup> / <sub>2</sub> -71 <sup>1</sup> / <sub>2</sub>	1966 — 55-90
1918 — 86-42	1946 — 80-51	51 <sup>1</sup> / <sub>2</sub> -89 <sup>1</sup> / <sub>2</sub>
1919 — 69-61	1947 — 52-79	1967 — 73-72
1920 — 80 <sup>1</sup> / <sub>2</sub> -50 <sup>1</sup> / <sub>2</sub>	1948 — 83-48	58-86
1921 — 71-60	1949 — 65-66	1968 — 80-65
1922 — 71-60	1950 — 49 <sup>1</sup> / <sub>2</sub> -80 <sup>1</sup> / <sub>2</sub>	1969 — 91-63
1923 — 72-59	1951 — 48 <sup>1</sup> / <sub>3</sub> -82 <sup>2</sup> / <sub>3</sub>	1970 — 66-88
1924 — 83-48	1952 — 56 <sup>1</sup> / <sub>3</sub> -74 <sup>2</sup> / <sub>3</sub>	1971 — 68-86
1925 — 61 <sup>1</sup> / <sub>2</sub> -69 <sup>1</sup> / <sub>2</sub>	1953 — 42-5/6-88-1/6	1972 — 37-117
1926 — 65-66	1954 — 51-80	1973 — 77-86
1927 — 51 <sup>2</sup> / <sub>3</sub> -79 <sup>1</sup> / <sub>3</sub>	1955 — 54-97	1974 — 88-75
1928 — 77 <sup>2</sup> / <sub>3</sub> -53 <sup>1</sup> / <sub>3</sub>	1956 — 52-79	1975 — 73-90
1929 — 38-93	1957 — 31 <sup>1</sup> / <sub>2</sub> -99 <sup>1</sup> / <sub>2</sub>	1976 — 57-106
1930 — 54-77	1958 — 38 <sup>1</sup> / <sub>2</sub> -91 <sup>1</sup> / <sub>2</sub>	1977 — 60-103
1931 — 52 <sup>1</sup> / <sub>2</sub> -78 <sup>1</sup> / <sub>2</sub>	1959 — 51-5/6-79-1/6	1978 — 69-94
1932 — 66 <sup>1</sup> / <sub>3</sub> -64 <sup>2</sup> / <sub>3</sub>	1960 — 46 <sup>1</sup> / <sub>3</sub> -84 <sup>2</sup> / <sub>3</sub>	1979 — 37-126
1933 — 46 <sup>3</sup> / <sub>4</sub> -84 <sup>1</sup> / <sub>4</sub>	1961 — 51-79	
1934 — 64-66		

## OSU-Oregon Meet Records

### MEET RECORDS

Event	Record	Holder, School	Year
100 Meters	10.22	Andrew Banks, UO	1978
200 Meters	20.8	Chris Braithwaite, UO	1976
400 Meters	46.7	Dacre Bowen, UO	1976
800 Meters	1:49.7	Matt Centrowitz, UO	1976
1500 Meters	3:39.8	Steve Prefontaine, UO	1972
3000 M Steeplechase	8:41.89	Gary Barger, UO	1975
110 High Hurdles M	13.89	Phil Bransom, UO	1979
400 Int. Hurdles M	52.20	Dave Hagmeier, UO	1977
Pole Vault	17-2	Ed Lipscomb, OSU	1974
High Jump	7-2 <sup>1</sup> / <sub>2</sub>	Tom Woods, OSU	1973
Long Jump	26-1 <sup>3</sup> / <sub>4</sub>	Bouncy Moore, UO	1972
Triple Jump	52-4 <sup>1</sup> / <sub>2</sub>	Robert Reader, OSU	1971
Shotput	66-10	Neil Steinhauer, UO	1966-67
Discus	205-0	Dave Voorhees, UO	1978
Javelin	259-1 <sup>1</sup> / <sub>2</sub>	Gary Stenlund, OSU	1963
Hammer	208-8	John McArdle, UO	1979
440 Relay	40.2	Davis, Smith, Parish, Turner, OSU	1968
400 Relay M	40.31	Marsh, Hall, Barnes, Jordan, OSU	1977
Mile Relay	3:10.9	Hearvey, Buford, Chapman, Vance, UO	1972
1600 Relay M	3:13.62	Barnes, Marsh, Byrd, Fields, OSU	1977

# OSU BOISE STATE

May 10 at Wayne Valley Field, Corvallis, 12:30 p.m.  
(First Meet)

## MODESTO RELAYS

May 17 at Modesto, CA, 12:30 p.m.

## PACIFIC-10 CHAMPIONSHIPS

May 23-24 at Husky Stadium, Seattle, WA

Host - Washington

SID - Mike Wilson (AC 206-543-2230)

### MEET RECORDS

Event	Record	Holder, School	Year
100 Meters	10.34	Clancy Edwards, USC	1978
200 Meters	20.06	Clancy Edwards, USC	1978
400 Meters	45.14*	Wayne Collett, UCLA	1971
800 Meters	1:46.0*	Rick Brown, Cal	1973
1500 Meters	3:38.7	Rudy Chapa, UO	1979
3000 M Steeplechase	8:35.4	Henry Rono, WSU	1977
5000 Meters	13:20.23	Henry Rono, WSU	1978
10,000 Meters	27:46.55	Henry Rono, WSU	1978
110 High Hurdles M	13.60	James Owens, UCLA	1977
400 Int. Hurdles M	49.98	Richard Graybehl, USC	1978
400 Relay	39.02	USC (Kevin Williams, Colin Bradford James Sanford, Billy Mullins)	1979
1600 Relay	3:05.3	USC (Joel Andrews, Ragfield Beaton James Sanford, Billy Mullins)	1978
High Jump	7-3	Rory Kotinek, UCLA	1975
Pole Vault	18-8 <sup>3</sup> / <sub>4</sub>	Mike Tully, UCLA	1978
Long Jump	26-9 <sup>1</sup> / <sub>4</sub>	Randy Williams, USC	1973
Triple Jump	55-4 <sup>1</sup> / <sub>2</sub>	Willie Banks, UCLA	1977
Shot Put	68-6	David Lant, UCLA	1979
Discus	199-9	Mac Wilkins, UO	1973
Hammer	235-0	Scott Neilson, Washington	1979
Javelin	265-9	Duncan Atwood, Washington	1977
Decathlon	7.827	Craig Brigham, UO	1975

\*Converted from races ran in yards

### Pac-10 Individual Winners and OSU Results

- Hammer: 1. Scott Neilson, Washington (235-0) MR  
9. Tim Fox, OSU (184-8)
- 3000 M Steeplechase: 1. Thom Hunt, Arizona (8:37.3)
- Javelin: 1. Tom Sinclair, Washington (259-11)  
8. Bruce Alexander, OSU (215-3)  
10. Ron Uhl, OSU (198-11)
- Shot Put: 1. David Laut, UCLA (68.6) MR  
11. Tom Schillinger, OSU (50-7)
- Long Jump: 1. Dannie Jackson, ASU (25-8<sup>1</sup>/<sub>4</sub>)  
10. Doug Trout, OSU (21-6)
- 10,000 Meters: 1. Alberto Salazar, Oregon (28:40.6)  
8. Yair Karni, OSU (31:28.6)
- 400 M Relay: 1. USC (K. Williams, C. Bradford, J. Sanford, B. Mullins) (39.02)  
7. OSU (D. Trout, A. Fields, J. Johnson, M. Washington) (42.09)
- 1500 Meters: 1. Rudy Chapa, Oregon (3:38.7) MR  
4. Dan Fulton, OSU (3:44.6)
- 110 M HH: 1. Greg Foster, UCLA (13.47)
- 400 Meters: 1. Kasheef Hassan, OSU (45.59)
- 100 Meters: 1. James Sanford, USC (10.37)
- Discus: 1. Tim Fox, OSU (194-0)  
6. Tom Schillinger, OSU (182-7)
- 800 Meters: 1. James Walters, USC (1:47.6)
- 400 M IH: 1. Phil Branson, Oregon (50.57)
- High Jump: 1. James Frazier, Arizona (7-1<sup>1</sup>/<sub>2</sub>)  
9. Dave Grossnicklaus, OSU (6-8)

- 200 Meters: 1. Greg Foster, UCLA (20.35)  
 5000 Meters: 1. Henry Rono, Wash. State (13:32.8)  
 7. Dan Fulton, OSU (14:06.4)  
 1600 M Relay: 1. USC (J. Sanford, J. Walters, C. Bradford,  
 R. Bethaney) (3:08.1)  
 5. OSU (M. White, A. Fields, M. Fricker, K.  
 Hassan) (3:13.5)  
 Triple Jump: 1. Chip Benson, UCLA (53-7¼)  
 Pole Vault: 1. Tom Hintnaus, Oregon (17-0)  
 6. Scott Fisher, OSU (16-0)  
 Decathlon: 1. Dannie Jackson, ASU (7,755)  
 5. Joel Johnson, OSU (7,139)

## 1979 Pac-10 Meet Results

1. Oregon	145
2. UCLA	123½
3. USC	98½
4. Wash. State	73½
5. Arizona	53
6. Washington	43
7. California	39
8. Arizona State	35
9. OREGON STATE	30
10. Stanford	11

## Pacific-10 Meet Team Scoring

- 1960 — 1-USC 83½; 2-UCLA, 51; 3-California, 46½; 4-Washington, 32½; 5-Stanford, 26½.  
 1961 — 1-USC, 101; 2-UCLA, 55; 3-California, 34½; 4-Stanford, 28½; 5-Washington, 21.  
 1962 — 1-USC, 78½; 2-UCLA, 73; 3-Stanford, 50; 4-California, 21½; 5-Washington, 17.  
 1963 — 1-USC, 74; 2-Stanford, 64; 3-California, 28½; 4-Washington State, 26; 5-UCLA, 25½; 6-Washington, 24.  
 1964 — 1-USC, 73; 2-California, 41; 3-Washington State, 40; 4-Stanford, 37; 5-Washington, 33; 6-UCLA, 16.  
 1965 — 1-Oregon, 52; 2-Washington State, 41; 3-California, 40; 4-Stanford, 34; 5-USC, 34; 6-UCLA, 27; **7-Oregon State, 25**; 8-Washington, 16.  
 1966 — 1-UCLA, 80; 2-USC, 44; 3-Oregon, 37; 4-Stanford, 32; **5-Oregon State, 21**; 6-California, 21; 7-Washington State, 20; 8-Washington, 20.  
 1967 — 1-Oregon, 129; USC, 107; 3-UCLA, 87; **4-Oregon State, 84**; 5-California, 48; 6-Washington, 43; 7-Stanford, 32; 8-Washington State, 28.  
 1968 — 1-USC, 128; 2-Oregon, 82; **3-Oregon State, 79**; 4-California, 77; 5-UCLA 74; 6-Washington State, 66; 7-Washington, 31; 8-Stanford, 18.  
 1969 — 1-UCLA, 98; 2-Oregon, 96; 3-Washington State, 87¾; 4-USC, 84; **5-Oregon State, 70½**; 6-Stanford, 50¾; 7-California, 37; 8-Washington, 24.  
 1970 — 1-UCLA, 111; 2-Oregon, 102; 3-California, 79; 4-USC, 77; 5-Washington State, 72; **6-Oregon State, 54**; 7-Washington, 33; 8-Stanford, 30.  
 1971 — 1-UCLA, 126; 2-Oregon, 117; 3-USC, 102; 4-California, 77; 5-Washington, 45; 6-Stanford, 36; **7-Oregon State, 29**; 8-Washington, 26.  
 1972 — 1-USC, 140; 2-UCLA, 124; 3-Oregon, 86; 4-Washington, 64; 5-California, 63; **6-Oregon State, 43**; 7-Stanford, 23; 8-Washington State, 14.

- 1973 — 1-UCLA, 156; 2-USC, 111; 3-Oregon, 100; 4-Washington State 88; **5-Oregon State, 78**; 6-Washington, 34; 7-California, 26; 8-Stanford, 25.
- 1974 — 1-USC, 134½; 2-UCLA, 130½; 3-Oregon, 94; 4-Washington State, 76; **5-Oregon State, 64**; 6-California, 53½; 7-Washington, 50½; 8-Stanford, 17.
- 1975 — 1-USC, 152; 2-UCLA, 115; 3-Washington State, 96; 4-Oregon, 94; **5-Oregon State, 72**; 6-Washington, 67; 7-California, 41; 8-Stanford, 12.
- 1976 — 1-USC, 180; 2-Washington, 99; 3-UCLA, 95; 4-Washington State, 88; 5-Oregon, 77; 6-California, 53; **7-Oregon State, 38**; 8-Stanford, 21.
- 1977 — 1-USC, 146; 2-Washington State, 132; 3-UCLA, 99; 4-Oregon, 70½; 5-Washington, 69; 6-California, 64; 7-Stanford, 45; **8-Oregon State, 22½**.
- 1978 — 1-USC, 126; 2-Oregon, 119; 3-UCLA, 114; 4-Washington State 109½; 5-Washington, 60; **6-Oregon State, 56½**; 7-California, 38; 8-Stanford, 28.
- 1979 — 1-Oregon 145; 2-UCLA 123⅓; 3-USC 98⅓; 4-Washington State 73⅓; 5-Arizona 53; 6-Washington 43; 7-California 39; 8-Arizona State 35; **9-Oregon State 30**; 10-Stanford 11.

## PAST PCC STANDINGS

- 1919 — 1-California, 53½; 2-Stanford, 38; 3-WSU, 30½; **4-OSU, 24½**; 5-Washington, 19½; 6-Oregon, 9½.
- 1920 — 1-California, 51½; 2-Stanford, 46; **3-OSU, 25**; 4-WSU, 19½; 5-Washington, 12½; 6-Oregon, 11.
- 1921 — 1-Washington, 60; 2-Oregon, 36½; **3-OSU, 33**; 4-WSU, 18½.
- 1922 — 1-Washington, 56⅔; **2-OSU, 49⅓**; 3-Oregon, 28; 4-Montana, 12; 4-WSU, 9; 6-Idaho, 6.
- 1923 — 1-California, 43½; 2-Washington, 40; **3-OSU, 28½**; 4-Oregon, 24; 5-Montana, 12; 6-WSU, 11; 7-Idaho, 6.
- 1924 — 1-Oregon, 37; 2-Washington, 36; **3-Tie between OSU and Stanford 27**; 5-Idaho, 17; 6-WSU, 16; 7-Montana, 5.
- 1925 — 1-Stanford, 63⅓; 2-Washington, 46½; 3-Montana, 15½; **4-OSU, 15**; 5-Oregon, 13; 6-WSU, 8½; 7-Idaho, 3.
- 1926 — 1-Stanford, 49⅓; 2-USC, 41; 3-California, 27½; 4-Montana, 15; 5-Washington, 14; 6-WSU, 9⅝; **7-OSU, 5**; 8-Oregon, 3⅓; 9-Idaho, 0.
- 1927 — 1-Stanford, 55½; 2-USC, 53½; 3-California, 30; **4-tie between OSU and Washington, 26**; 6-Oregon, 10; 7-WSU, 9; 8-Idaho, 8; 9-Montana, 4; 10-UCLA, 1.
- 1928 — 1-Washington, 42½; 2-WSU, 30¾; **3-OSU, 30½**; 4-USC, 24; 5-Montana, 16; 6-Oregon, 12½; 7-Idaho, 6.
- 1929 — 1-USC, 71½; 2-Washington, 59; 3-Stanford, 46; 4-Oregon, 37; 5-WSU, 36; 6-California, 30; **7-OSU, 20½**; 8-UCLA, 8½; 9-Idaho, 5; 10-Montana, 3½.
- 1930 — 1-USC, 78<sup>13</sup>/<sub>15</sub>; 2-Stanford, 62<sup>1</sup>/<sub>15</sub>; 3-Washington, 56<sup>2</sup>/<sub>5</sub>; 4-Oregon, 48<sup>8</sup>/<sub>15</sub>; 6-WSU, 37<sup>8</sup>/<sub>10</sub>; 6-California, 17<sup>1</sup>/<sub>30</sub>; **7-OSU, 16<sup>1</sup>/<sub>6</sub>**; **8-Idaho, 10**; **9-UCLA, 7<sup>1</sup>/<sub>15</sub>**; **10-Montana, 4**.
- 1931 — **1-USC, 93**; **2-Washington, 60½**; **3-Stanford, 49**; **4-Oregon, 39**; **5-WSU, 30**; **6-OSU, 22½**; 7-California, 19; 8-Montana, 9; 9-Idaho, 4; 10-UCLA, 2.
- 1932 — 1-USC, 85<sup>1</sup>/<sub>6</sub>; 2-WSU, 46; 3-Stanford, 43⅓; 4-Oregon, 41; 5-Washington, 40; 5-California, 23⅔; **7-OSU, 21**; 8-Idaho, 11; 9-UCLA, 8⅓; 10-Montana, 6.
- 1933 — 1-WSU, 54; 2-Oregon, 45⅓; 3-Washington, 24⅓; **4-OSU, 13**; 5-Montana, 10⅓; 6-Idaho, 8.
- 1934 — 1-Oregon, 38; 2-WSU, 36; 3-Washington, 34; **4-OSU, 19**; 5-Montana, 12; 6-Idaho, 2.
- 1935 — 1-USC, 68<sup>5</sup>/<sub>6</sub>; 2-WSU, 50¾; 3-Oregon, 48¾; 4-Washington, 42½; 5-California, 40<sup>1</sup>/<sub>6</sub>; 6-Stanford, 36; 7-UCLA, 19; **8-OSU, 12½**; 9-Tie between Idaho and Montana, 3¾.

- 1936 — 1-USC, 53 $\frac{1}{4}$ ; 2-Stanford, 41; 3-California, 39; 4-Oregon, 11 $\frac{3}{4}$ ; 5-WSU, 11 $\frac{1}{2}$ ; 6-Washington, 7 $\frac{3}{4}$ ; 7-Tie between UCLA and Idaho, 3 $\frac{3}{4}$ ; **7-OSU, 2**; 8-Montana, 0.
- 1937 — 1-USC, 55; 2-Stanford, 54; 3-WSU, 37; 4-California, 25; 5-Washington, 19 $\frac{1}{2}$ ; 6-UCLA, 16 $\frac{1}{2}$ ; 7-Oregon, 10; 8-Idaho, 6; **9-Tie between OSU and Montana, 1.**
- 1938 — 1-USC, 63 $\frac{3}{5}$ ; 2-Stanford, 40 $\frac{7}{10}$ ; 3-California, 36 $\frac{1}{10}$ ; 4-WSU, 28; 5-Tie between Oregon and UCLA, 23; 7-Washington, 9; 8-Idaho, 13 $\frac{3}{5}$ ; **9-Tie between OSU and Montana, 0.**
- 1939 — 1-USC, 67; 2-Stanford, 45; 3-California, 38; 4-WSU, 30; 5-Oregon, 15 $\frac{1}{2}$ ; 6-UCLA, 13; 7-Montana, 7; **8-OSU, 5**; 9-Washington, 2 $\frac{1}{2}$ ; 10-Idaho, 2.
- 1940 — 1-USC, 55; 2-Stanford, 53; 3-California, 36; 4-UCLA, 26; 5-WSU, 22; 6-Oregon, 16; 7-Washington, 9; 8-Idaho, 7; **9-OSU, 1**; 10-Montana, 0.
- 1941 — 1-USC, 72; 2-California, 49 $\frac{1}{2}$ ; 3-WSU, 27; 4-Stanford, 22; 5-Idaho, 14; 6-UCLA, 12 $\frac{1}{2}$ ; 7-Tie between Oregon and Washington, 8; **9-Tie between OSU and Montana, 6.**
- 1942 — 1-USC, 79; 2-California, 43 $\frac{1}{2}$ ; 3-Stanford, 25 $\frac{1}{2}$ ; 4-Washington 21 $\frac{1}{3}$ ; 5-Idaho, 14 $\frac{1}{2}$ ; **6-OSU, 10 $\frac{1}{2}$** ; 7-WSU, 9; 8-UCLA, 7 $\frac{1}{2}$ ; 9-Oregon, 5 $\frac{1}{3}$ ; 10-Montana, 0.
- 1943 — 1-Washington, 54 $\frac{1}{3}$ ; **2-OSU, 32**; 3-Oregon, 31; 4-WSU, 30 $\frac{1}{3}$ ; 5-Idaho, 15 $\frac{1}{3}$ .
- 1944 — 1-USC, 76; 2-California, 45; 3-UCLA, 42.
- 1945 — 1-USC, 69; 2-Washington, 61; 3-California, 49; 4-UCLA, 45; 5-Whitman, 38 $\frac{1}{4}$ ; 6-WSU, 35; 7-Idaho, 27 $\frac{1}{2}$ .
- 1946 — **1-OSU, 32**; 2-Washington, 31 $\frac{1}{2}$ ; 3-Oregon, 31 $\frac{1}{10}$ ; 4-WSU, 27 $\frac{4}{5}$ ; 5-Montana, 22 $\frac{3}{5}$ ; 6-Idaho, 20.
- 1947 — 1-Washington, 52; 2-WSU, 35 $\frac{1}{2}$ ; 3-Oregon, 33; **4-OSU, 20**; 5-Montana, 17 $\frac{1}{2}$ ; 6-Idaho, 7.
- 1948 — 1-USC, 47 $\frac{1}{2}$ ; 2-Stanford, 38 $\frac{1}{2}$ ; 3-California, 35 $\frac{1}{2}$ ; 4-Tie between Washington and WSU; 21; 6-Oregon, 9 $\frac{1}{2}$ ; 7-Montana, 5; **8-OSU, 3 $\frac{1}{2}$** ; 9-Tie between Idaho and UCLA, 1.
- 1949 — 1-USC, 71 $\frac{1}{2}$ ; 2-Stanford, 42; 3-UCLA, 32; 4-California, 28 $\frac{1}{2}$ ; 5-WSU, 14 $\frac{1}{2}$ ; 6-Oregon, 10 $\frac{1}{2}$ ; **7-OSU, 10**; 8-Washington, 7; 9-Montana, 5; 10-Idaho, 4.
- 1950 — 1-USC, 61 $\frac{1}{15}$ ; 2-Stanford, 42 $\frac{1}{15}$ ; 3-California, 35; 4-Oregon, 35 $\frac{1}{15}$ ; 5-WSU, 13; 6-Washington, 12; **7-OSU, 11 $\frac{1}{15}$** ; 9-Idaho, 6; 10-Montana, 5.
- 1951 — 1-USC, 84 $\frac{1}{2}$ ; 2-UCLA, 40 $\frac{1}{2}$ ; 3-Stanford, 27; 4-WSU, 17; 5-California, 16; 6-Idaho, 11 $\frac{1}{2}$ ; 7-Oregon, 11; **8-OSU, 10 $\frac{1}{15}$** ; **9-Washington, 7.**
- 1952 — 1-USC, 62 $\frac{1}{3}$ ; 2-Stanford, 35; 3-California, 30 $\frac{5}{6}$ ; 4-UCLA, 20; 5-WSU, 19 $\frac{1}{2}$ ; 6-Oregon, 19; **7-OSU, 18 $\frac{1}{3}$** ; 8-Washington, 14; 9-Idaho, 6.
- 1953 — 1-USC, 59 $\frac{1}{2}$ ; 2-California, 37 $\frac{1}{3}$ ; 3-Stanford, 30 $\frac{1}{2}$ ; 4-WSU, 27 $\frac{1}{2}$ ; 5-UCLA, 24 $\frac{1}{2}$ ; 6-Tie between Oregon and Washington, 14; 8-Idaho, 10 $\frac{1}{2}$ ; **9-OSU, 7.**
- 1954 — 1-USC, 70; 2-California, 49; 3-Stanford, 35 $\frac{1}{2}$ ; 4-WSU, 16; 5-UCLA, 15; 6-Oregon, 13 $\frac{1}{2}$ ; 7-Washington, 13; **8-OSU, 7**; 9-Idaho, 6.
- 1955 — 1-USC, 65; 2-UCLA, 44 $\frac{1}{2}$ ; 3-Stanford, 43; 4-Oregon, 25; 5-Washington, 13 $\frac{1}{2}$ ; 6-WSU, 12; 7-California, 11; 8-Idaho, 7; **9-OSU, 4.**
- 1956 — 1-UCLA, 69 $\frac{1}{2}$ ; 2-USC, 67; 3-Stanford, 29 $\frac{1}{2}$ ; 4-Oregon, 21; 5-California, 17 $\frac{1}{2}$ ; 6-Washington, 6 $\frac{1}{2}$ ; **7-Tie between WSU and OSU, 6**; 9-Idaho, 2.
- 1957 — 1-USC, 67; 2-Oregon, 39 $\frac{1}{2}$ ; 3-UCLA, 38; 4-Stanford, 29; 5-California, 22; 6-Washington, 16; 7-Idaho, 7; **8-OSU, 3 $\frac{1}{2}$** ; 9-WSU, 3.
- 1958 — 1-USC, 60 $\frac{1}{2}$ ; 2-California, 43 $\frac{1}{2}$ ; 3-UCLA, 40; 4-Stanford, 26 $\frac{1}{2}$ ; 5-Oregon, 20 $\frac{1}{2}$ ; 6-Tie between WSU and Washington, 13 $\frac{1}{2}$ ; **8-OSU, 0.**
- 1959 — 1-USC, 54; 2-UCLA, 37 $\frac{1}{3}$ ; 3-Oregon, 35; 4-Washington, 30; 5-California, 27 $\frac{1}{3}$ ; 6-WSU, 24; 7-Stanford, 17 $\frac{1}{2}$ ; **8-OSU, 9 $\frac{5}{6}$** ; 9-Idaho, 5.

# STATERS TWILIGHT

May 29 at Wayne Valley Field, Corvallis, 6:30 p.m.

## MEET RECORDS

Event	Record	Holder, School	Year
100 Meters	10.69	Chris Braithwaite, Oregon	1976
200 Meters	21.69	Robert Curry, Oregon	1976
400 Meters	47.62	Dave Hagmeier, Oregon	1976
800 Meters	1:49.31	Hailu Ebba, OSU	1976
1500 Meters	3:45.77	George Malley, Athletics West	1978
3000 M Steeplechase	8:33.38	Knut Kvalheim, OTC	1974
5000 Meters	14:06.82	Don Clary, Oregon	1976
110 Meter HH	14.39	Bart Pierce, OSU	1976
400 Meter IH	53.89	James Bell, Oregon	1978
400 Meter Relay	41.86	Oregon (Mays, Whigham, Chapman, Hearvey)	1974
1600 Meter Relay	3:20.96	OSU (Anderson, Delatorre, Jackson, Seltzer)	1976
High Jump	7-0	Tom Woods, OSU	1974
Pole Vault	17-0	Tom Hintnaus, Oregon	1978
Long Jump	24-6	Vesco Bradley, Club NW	1976
Triple Jump	48-2½	Gerald Bell, Boise State	1974
Shot Put	61-4¼	Butch Schmidt, OSU	1974
Discus	201-6	Dave Voorhees, Oregon	1978
Hammer	225-9	Steve DeAutremont, B.H.S.	1974
Javelin	278-3	Jim Judd, Club N.W.	1976



OSU freshman pole vaulter Shannon Sullivan

# NCAA Championships

June 5-7, 1980

Site — University of Texas

SID — Jones Ramsey (AC 512-471-7437)

## MEET RECORDS

100-Meter Dash	10.07	Clancy Edwards, USC	1978
200-Meter Dash	20.16	Clancy Edwards, USC	1978
400-Meter Dash	44.5	John Smith, UCLA	1972
800-Meter Dash	1:45.16	Mark Enyeart, Utah St.	1977
1,500-Meter Run	3:37.01	Eamonn Coghlan, Villanova	1976
3,000-M Steeplechase	8:12.39	Henry Rono, WSU	1978
5,000-Meter Run	13:21.79	Henry Rono, WSU	1978
10,000-Meter Run	28:10.27	Samson Kimombwa, WSU	1977
110-Meter HH	13.22	Greg Foster, UCLA	1978
400-Meter IH	48.55	Quentin Wheeler S. Diego St.	1976
440 Relay	38.6	USC (Earl McCullouch, Fred Kuller O.J. Simpson, Lennox Miller)	1967
Mile Relay	3:03.4	UCLA (John Smith, Len Van Hof- wegen, Andy Young, Wayne Collett)	1969
High Jump	7-7	Dwight Stones, L. Beach St.	1976
Pole Vault	18-1¾	Mike Tully, UCLA	1978
Long Jump	26-11	Charlton Ehizuelen, Illinois	1975
Triple Jump	56-3¼	Ron Livers, San Jose St.	1978
Shot Put	70-0	Hans Hoglund, UTEP	1975
Discus	210-0	Kent Gardenkraus, BYU	1978
Hammer	237-5	Scott Neilson, Washington	1978
Javelin	283-0	Bob Roggy, So. Ill.	1978
Decathlon	8,007	Maurricio Bardales, UC-Irvine	1978

## 1979 NCAA Meet Results

1. UTEP	64	11. Arizona	20
2. Villanova	48	Florida State	20
3. UCLA	36	Tennessee	20
4. Auburn	30	Texas A & M	20
5. Oregon	28	<b>15. OREGON STATE</b>	<b>17</b>
6. Washington	26	Other Pac-10 Scores	
7. USC	25	27. California	7
8. Maryland	22	46. Arizona State	1
LSU	22		
10. WSU	21		

## 1979 OSU's NCAA Individual Results

400 Meters: Kasheef Hassan, 45.18 (Champion)

Discus: Tim Fox, 202-3 (3rd)

5,000 M: Dan Fulton, 13:50.27 (6th)

## NUMBER OF NCAA TEAM CHAMPIONSHIPS

USC — 27	California — 1	Villanova — 1
Illinois — 5	Michigan — 1	San Jose State — 1
UCLA — 5	Ohio State — 1	Brigham Young — 1
Oregon — 4	Indiana — 1	Tennessee — 1
Stanford — 3	LSU — 1	Arizona State — 1
Kansas — 2	Navy — 1	
Texas-El Paso — 2	Minnesota — 1	

## OREGON STATE SCORING IN NCAA MEETS

Year	Champ. (Pts)	OSU Pts	Pl.	Year	Champ. (Pts)	OSU Pts	Pl.
1921	Illinois (20)	3	20	1928	Stanford (72)	12	12
1922	California (28)	—		1929	Ohio State (50)	6	
1923	Michigan (29)	—		1930	USC (55)	—	
1924	No Meet			1931	USC (77)	—	
1925	Stanford (31)	—		1932	Indiana (56)	—	
1926	USC (27)	—		1933	Louisiana St. (58)		
1927	Illinois (35)	—		1934	Stanford (63)	—	
1935	USC (74)	1		1959	Kansas (73)	17	
1936	USC (103)	—		1960	Kansas (50)	22	4
1937	USC (62)	—		1961	USC (65)	12	
1938	USC (67)	—		1962	Oregon (85)	—	
1939	USC (86)	1 1/4		1963	USC (61)	29	6
1940	USC (47)	—		1964	Oregon (70)	—	13
1941	USC (81)	4		1965	USC (32)	—	
1942	USC (85)	5			Oregon	—	18
1943	USC (46)	8		1966	UCLA (81)	—	
1944	Illinois (79)	—		1967	USC (86)	16	
1945	Navy (62)	—		1968	USC (58)	26	6
1946	Illinois (78)	—		1969	S. Jose St. (48)	40	3
1947	Illinois (59)	—		1970	Oregon (35)	30	5
1948	Minnesota (46)	—			Kansas (35)		
1949	USC (55)	—			Brigham Young (35)		
1950	USC (49)	2 1/16		1971	UCLA (52)	8	
1951	USC (56)	—		1972	UCLA (82)	10	
1952	USC (66)	3		1973	UCLA (52)	12	
1953	USC (80)	6		1974	Tennessee (60)	26	5
1954	USC (66)	4		1975	Texas-El Paso (55)	4 1/2	
1955	USC (42)	6		1976	USC (64)	4	
1956	UCLA (57)	7/10		1977	Arizona St. (64)	4	
1957	Villanova (47)	1		1978	USC (59)	2	
1958	USC (48)	—		1979	Texas-El Paso (64)	17	15

## 1980 Qualifying Standards

	NCAA		
	Automatic	Manual	Pac-10
100 (meters)	10.42	10.1	10.5
200	20.95	20.6	21.3
400	46.60	46.4	47.7
800	1:48.80	1:48.6	1:51.3
1500	3:44.70	3:44.4	3:51.0
5000	14:00.00	13:59.7	14:30.0
10,000	29:30.00	29:29.7	none
3,000 Steeplechase	8:49.00	8:48.7	9:05.0
110 HH	13.96	13.7	14.4
400 IH	51.34	51.1	52.7
400-meter relay	40.16	39.9	none
440-yard relay	40.36	40.1	none
1600-meter relay	3:08.60	3:08.4	none
Mile relay	3:09.70	3:09.5	none
High Jump	7-1 3/4		6-10
Pole Vault	17-0		16-4
Long Jump	25-6 1/4		24-6
Triple Jump	52-0		49-6
Shot Put	60-0		57-0
Discus	185-0		170-0
Hammer	190-0		160-0
Javelin	238-9		220-0
Decathlon	7,400		6,900



# NCAA Championship Story

Year	Champion (Coach)	Runner-Up	Site-Host
1921	Illinois (Harry Gill)	Notre Dame	Chicago
1922	California (Walter Christie)	Penn State	Chicago
1923	Michigan (Steve Farrell)	Mississippi St.	Chicago
1925	Stanford (R.L. Templeton)		Chicago
1926	USC (Dean Cromwell)		Chicago
1927	Illinois (Harry Gill)		Chicago
1928	Stanford (R.L. Templeton)	Ohio State	Chicago
1929	Ohio State (Frank Castleman)	Washington	Chicago
1930	USC (Dean Cromwell)	Washington	Chicago
1931	USC (Dean Cromwell)	Ohio State	Chicago
1932	Indiana (Billy Hayes)	Ohio State	Chicago
1933	LSU (Bernie Moore)	USC	Chicago
1934	Stanford (R.L. Templeton)	USC	USC
1935	USC (Dean Cromwell)	Ohio State	California
1936	USC (Dean Cromwell)	Ohio State	Chicago
1937	USC (Dean Cromwell)	Stanford	California
1938	USC (Dean Cromwell)	Stanford	Minnesota
1939	USC (Dean Cromwell)	Stanford	USC
1940	USC (Dean Cromwell)	Stanford	Minnesota
1941	USC (Dean Cromwell)	Indiana	Stanford
1942	USC (Dean Cromwell)	Ohio State	Nebraska
1943	USC (Dean Cromwell)	California	Northwestern
1944	Illinois (Leo Johnson)	USC	Marquette
1945	Navy (E.J. Thomson)	Illinois	Marquette
1946	Illinois (Leo Johnson)	USC	Minnesota
1947	Illinois (Leo Johnson)	USC	Utah
1948	Minnesota (James Kelly)	USC	Minnesota
1949	USC (Jess Hill)	UCLA	USC
1950	USC (Jess Hill)	Stanford	Minnesota
1951	USC (Jess Mortensen)	Cornell	Washington
1952	USC (Jess Mortensen)	San Jose St.	California
1953	USC (Jess Mortensen)	Illinois	Nebraska
1954	USC (Jess Mortensen)	Illinois	Michigan
1955	USC (Jess Mortensen)	UCLA	USC
1956	UCLA (Ducky Drake)	Kansas	California
1957	Villanova (James Elliott)	California	Texas
1958	USC (Jess Mortensen)	Kansas	California
1959	Kansas (M.E. Easton)	San Jose St.	Nebraska
1960	Kansas (M.E. Easton)	USC	California
1961	USC (Jess Mortensen)	Oregon	Pennsylvania
1962	Oregon (Bill Bowerman)	Villanova	Oregon
1963	USC (Vern Wolfe)	Stanford	New Mexico
1964	Oregon (Bill Bowerman)	San Jose St.	Oregon
1965	Oregon (Bill Bowerman)		California
	USC (Vern Wolfe)		
1966	UCLA (Jim Bush)	Brig. Young	Indiana
1967	USC (Vern Wolfe)	Oregon	Brig. Young
1968	USC (Vern Wolfe)	Washington St	California
1969	San Jose State (Bud Winter)	Kansas	Tennessee
1970	Oregon (Bill Bowerman)		Drake
	BYU (Clarence Robison)		
	Kansas (Bob Timmons)		
1971	UCLA (Jim Bush)	USC	Washington
1972	UCLA (Jim Bush)	USC	Oregon
1973	UCLA (Jim Bush)	Oregon	Louisiana St.
1974	Tennessee (Stan Huntsman)	UCLA	Texas
1975	Texas-El Paso (Ted Banks)	UCLA	Brig. Young
1976	USC (Vern Wolfe)	Texas-El Paso	Pennsylvania
1977	Arizona State (Baldy Castillo)	Texas-El Paso	Illinois
1978	USC (Vern Wolfe)	Tex.-E.P.UCLA	Oregon
1979	Texas-El Paso (Ted Banks)	Villanova	Illinois

## DUAL MEET TOP 10 RANKING

Track and Field News in 1970 initiated a season-end top 10 listing of dual meet team standings based on the season performance, both actual and hypothetical. Here are the results:

### 1970

- 1 — UCLA
- 2 — Oregon
- 3 — Texas El Paso
- 4 — Southern Cal
- 5 — Washington St.
- 6 — Brigham Young
- 7 — Kansas
- 8 — California
- 9 — Tennessee
- 10 — Nebraska

### 1971

- 1 — Southern Cal
- 2 — UCLA
- 3 — Oregon
- 4 — Texas El Paso
- 5 — Kansas
- 6 — Brigham Young
- 7 — California
- 8 — Pennsylvania
- 9 — East. Michigan
- 10 — Kansas State

### 1972

- 1 — UCLA
- 2 — Oregon
- 3 — Southern Cal
- 4 — Texas El Paso
- 5 — Tennessee
- 6 — **Oregon State**
- 7 — Texas
- 8 — Kansas
- 9 — Brigham Young
- 10 — Kansas State

### 1973

- 1 — UCLA
- 2 — Oregon
- 3 — Texas
- 4 — Southern Cal
- 5 — Indiana
- 6 — San Jose State
- 7 — Brigham Young
- 8 — Arizona
- 9 — Tennessee
- 10 — **Oregon State**

### 1974

- 1 — UCLA
- 2 — Southern Cal
- 3 — Texas
- 4 — Tennessee
- 5 — **Oregon State**
- 6 — Texas-El Paso
- 7 — Oregon
- 8 — Indiana
- 9 — Washington St.
- 10 — Washington

### 1975

- 1 — UCLA
- 2 — Southern Cal
- 3 — Arizona State
- 4 — Kansas
- 5 — Texas-El Paso
- 6 — Tennessee
- 7 — San Jose State
- 8 — Washington
- 9 — Oregon
- 10 — Florida

### 1976

- 1 — Southern Cal
- 2 — Texas-El Paso
- 3 — UCLA
- 4 — Tennessee
- 5 — Texas
- 6 — Oregon
- 7 — San Jose State
- 8 — Washington St.
- 9 — Auburn
- 10 — Long Beach St.

### 1977

- 1 — Southern Cal
- 2 — Arizona State
- 3 — UCLA
- 4 — Oregon
- 5 — San Jose State
- 6 — Texas-El Paso
- 7 — Auburn
- 8 — Washington St.
- 9 — Southern Illinois
- 10 — Kansas

### 1978

- 1 — Southern Cal
- 2 — Washington St.
- 3 — Texas-El Paso
- 4 — UCLA
- 5 — Oregon
- 6 — Tennessee
- 7 — San Jose State
- 8 — Brigham Young
- 9 — Nebraska
- 10 — Long Beach St.

### 1979

- 1 — Oregon
- 2 — UCLA
- 3 — USC
- 4 — Tennessee
- 5 — Auburn
- 6 — Maryland
- 7 — Wash. State
- 8 — Kansas
- 9 — UTEP
- 10 — San Jose State

# A Look at OSU's National High Jump History

Many called it the High Jump Capital of the World as Oregon State, at one time, was the only school in NCAA history to have three 7-foot high jumpers on the same team, or to have three 7-4 high jumpers from the same school. OSU also had America's top woman high jumper, at the time, in Joni Huntley. She was the first American woman to clear 6-0 and had a best of 6-2 $\frac{3}{4}$  at Oregon State.



BEAVER SEVEN-FOOTERS — Tom Woods, Mike Fleer, Scott Wilbrecht and Mark Wilson with former head coach Berny Wagner in 1975.

## **TOM WOODS**

- \* OSU School Record Holder at 7-5 $\frac{1}{2}$  (1973)
- \* NCAA Champion in 1972 (7-3 $\frac{1}{4}$ )
- \* Pac-8 Conference Record Holder (7-5 $\frac{1}{2}$ ), 1975
- \* Pac-8 Conference Champion, 1973
- \* 4-Time All-American (1972-73-74-75)
- \* Shares Wayne Valley Field Record at 7-2 $\frac{1}{4}$ , 1975

## **DICK FOSBURY**

- \* 1968 Olympic Gold Medalist, 7-4 $\frac{1}{4}$
- \* 2-Time NCAA Champion, 1968-69
- \* 3-Time Pac-8 Conference Champion, 1967-68-69
- \* 2-Time All-American, 1968-69
- \* OSU's First 7-foot High Jumper

## **MIKE FLEER**

- \* 1974 NCAA Indoor Champion (7-2)
- \* Shares Wayne Valley Field Record at 7-2 $\frac{1}{4}$ , 1975
- \* OSU Best of 7-3 set at Drake Relays, 1974
- \* Was Ranked #2 Behind Woods In Nation, 1974
- \* Pac-8 Champion, 1974 (7-1 $\frac{1}{2}$ )

## **MARK WILSON**

- \* OSU Best of 7-2 $\frac{1}{4}$ , 1975
- \* Former National Prep Record Holder, 7-1 $\frac{3}{4}$ , 1974

## **JOHN RADETICH**

- \* OSU Best of 7-1, 1970
- \* 1970 Pac-8 Champion
- \* World Indoor Record Holder (ITA) at 7-4 $\frac{3}{4}$ , 1973


## **SCOTT WILBRECHT**

- \* OSU Best of 7-0 $\frac{1}{4}$ , 1976

## **STEVE KELLY**

- \* OSU Best of 7-0, 1969

## Dick Fosbury Olympic Gold Medalist




- \*\*\*1968 Olympic Gold Medalist, 7-4¼
- \*\*\*Olympic High Jump Record Holder, 1968
- \*\*\*2-Time NCAA Champion, 1968-69
- \*\*\*3-Time Pac-8 Conference Champion, 1967-68-69
- \*\*\*2-Time All-American, 1968-69
- \*\*\*OSU's First 7-Foot High Jumper
- \*\*\*American Record Holder, 1968
- \*\*\*NCAA Indoor Champion, 1968

## OSU Record Holders



**Willie Turner — Tied 100 Meters World Record in 1967**



**Hailu Ebba — OSU Mile Record Holder at 3:57.8 in 1973**

**WORLD RECORDS**

100 meters	9.95	Jim Hines (USA) Mexico City (10-14-68)
200 meters	19.83	Tommie Smith (USA) Mexico City (10-16-68)
400 meters	43.86	Lee Evans (USA) Mexico City (10-18-68)
800 meters	1:43.4	Alberto Juantorena (Cuba) Sofia (8-21-77)
1500 meters	3:32.2	Filbert Bayi (Tanzania) Christchurch, NZ (2-2-74)
mile	3:49.4	John Walker (New Zealand) Goteborg, Sweden (8-12-75)
5000 meters	13:08.4	Henry Rono (Kenya) Berkeley (4-8-78)
10,000 meters	27:22.5	Henry Rono (Kenya) Vienna (6-11-78)
3,000 meter steeplechase	8:05.4	Henry Rono (Kenya) Seattle (5-13-78)
110 meter high hurdles	13:21	Alejandro Casanas (Cuba) Sofia (8-21-77)
400 meter intermediate	47.45	Edwin Moses (USA) Los Angeles (6-11-77)

**AMERICAN RECORDS**

9.95	Jim Hines (Hous Strid) Mexico City (10-14-68)
19.83	Tommie C. Smith (SCVYV) Mexico City (10-18-68)
43.88	Lee Evans (SJSt) Mexico City (10-18-68)
1:43.9	Rick Wohlhuter (Chicago TC) Los Angeles (6-28-74) and Stockholm (7-18-74)
3:33.1	Jim Ryun (Kansas) Los Angeles (7-8-67)
3:51.1	Jim Ryun (Kansas) Bakersfield (6-23-67)
13:15.1	Marty Liquori (FAA) Dusseldorf, W Ger (9-4-77)
27:39.4	Craig Virgin (St. Louis TC) Walnut, CA (6-17-79)
8:19.3	Doug Brown (AW) W Berlin (8-18-78)
13.00	Renaldo Nehemiah (Maryland) Westwood, CA (5-6-79)
47.45	Edwin Moses (Morehouse) Los Angeles (6-11-77)

**NCAA COLLEGIATE RECORDS**

10.04	Lennox Miller (USC) Mexico City, Mexico (10-14-68)
20.03	Clancy Edwards (USC) Los Angeles (4-29-78)
43.86	Lee Evans (San Jose State) Mexico City (10-18-68)
1:43.6	Mike Boit (En NM) West Berlin (8-20-76)
3:33.1	Jim Ryun (Kansas) Los Angeles (7-8-67)
3:51.1	Jim Ryun (Kansas) Bakersfield (6-23-67)
13:08.4	Henry Rono (WSU) Berkeley (4-8-78)
27:22.5	Henry Rono (WSU) Vienna (6-11-78)
8:05.4	Henry Rono (WSU) Seattle (5-13-78)
13.22	Greg Foster (UCLA) Eugene (6-6-78)
47.45	Edwin Moses (Morehouse) Montreal (6-11-77)

400 meter	38.03	USA (Bill Collins, Steve Riddick, Cliff Wiley, Steve Williams) Dusseldorf, WG (9-3-77)	38.86	USC (Williams, Mullins, Edwards Sanford) Westwood, CA (4-29-78)
mile relay	2:56.1	USA (Mathews, Freeman, James, Evns)	3:01.9	ASU (Mckenzie, Burl, Darden, Frazier) Philadelphia, PA (4-30-77)
High jump	7-7 <sup>1</sup> / <sub>4</sub>	Mexico City, Mexico (10-20-68)	7-7 <sup>1</sup> / <sub>4</sub>	Dwight Stones (Long Beach St) Philadelphia (8-4-76)
Pole vault	18-8 <sup>1</sup> / <sub>4</sub>	Dave Roberts (Florida TC) Eugene (6-22-76)	18-7 <sup>1</sup> / <sub>4</sub>	Earl Bell (Arkansas St) Wichita, Kansas (5-29-76)
Long jump	29-2 <sup>1</sup> / <sub>2</sub>	Bob Beamon (US Olympic) Mexico City (10-18-68)	27-11 <sup>1</sup> / <sub>2</sub>	Larry Myricks (Miss. College) Montreal (8-26-79)
Triple jump	56-6 <sup>3</sup> / <sub>4</sub>	James Butts (Tob) Helsinki (6-29-78)	56-4 <sup>3</sup> / <sub>4</sub>	Ron Livers (SJS) Sochi (7-1-77)
Shot put	71-8 <sup>1</sup> / <sub>2</sub>	Terry Albritton (Hawaii) Honolulu (2-21-76)	71-8 <sup>1</sup> / <sub>2</sub>	Terry Albritton (Hawaii) Honolulu (2-21-76)
Discus throw	232-6	Mac Wilkins (Pacific Coast Club) San Jose (5-1-76)	214-7	Borys Chambul (Wash) Montreal (7-21-76)
Hammer throw	235-11	Edward Burke (SC Striders) Bakersfield (6-22-67)	238-7	Scott Neilson (Wash) Seattle (4-1-78)
Javelin throw	300-0	Mark Murro (Arizona St) Tempe (3-27-70)	300-0	Mark Murro (Arizona St) Tempe (3-27-70)
Decathlon	8,617	Bruce Jenner (US Olympic) Montreal (7-29/30-76)	8,124	Tito Steiner (BYU) Austin, Texas (4-4/5-79)

### PAC-10 CONFERENCE RECORDS

100 meters	10.04	Lennox Miller (USC) 1968
200 meters	20.03	Clancy Edwards (USC) 1978
400 meters	*44.34	John Smith (UCLA) 1971
800 meters	1:45.0	Wade Bell (Oregon) 1967
1500 meters	3:38.7	Rudy Chapa (Oregon) 1977
mile	3:54.6	Steve Prefontaine (Oregon) 1973
5000 meters	13:08.4	Henry Rono (WSU) 1978
10,000 meters	27:22.5	Henry Rono (WSU) 1978
3,000 meter steeplechase	8:05.4	Henry Rono (WSU) 1978
110 meter high hurdles	13.22	Greg Foster (UCLA) 1978
400 meter intermediate	48.55	Tom Andrews (USC) 1976
440-yard relay	38.6	USC (McCullough, Kuller, Simpson, Miller) 1967
mile relay	3:03.4	UCLA (Smith, Van Hofwegen, Young, Collett) 1969
high jump	7-5½	Tom Woods (OSU) 1975
pole vault	18-4½	Mike Tully (UCLA) 1977
long jump	27-4¼	Randy Williams (USC) 1972
triple jump	55-11¼	Willie Banks (UCLA) 1978
shot put	68-11¼	Neal Steinhauer (Oregon) 1967
discus throw	214-7	Borys Chambul (Wash) 1976
hammer throw	235-0	Scott Neilson (Wash) 1979
javelin throw	265-9	Duncan Atwood (Wash) 1977
decathlon	8,089	C. K. Yang (UCLA) 1963

\*Converted from races ran in yards

### WAYNE VALLEY FIELD RECORDS

10.42	Frank Jackson, (OSU) 1976
20.06	Clancy Edwards, (USC) 1978
45.96	Donn Thompson (UCLA) 1978
1:48.73	Conra Suhr, (UCLA) 1978
3:38.97	Rudy Chapa (Oregon) 1978
13:20.23	Henry Rono (WSU) 1978
13:20.23	Henry Rono, (WSU) 1978
27:46.55	Henry Rono (WSU) 1978
8:33.38	Knut Kvalheim, Oregon Track Club, 1974
13.63	Greg Foster (UCLA) 1978
49.79	Ralph Mann, Beverly Hills Striders, 1975
39.27	USC (Williams, Mullins, Edwards, Sanford)
3:05.29	USC (Andrews, Beaton, Sanford, Mullins) 1978
7-2¼	Tom Woods and Mike Fleer (OSU), 1975
18-8¾	Mike Tully (UCLA) 1978
25-9½	James Lofton, (Stanford) 1978
54-11	Willie Banks (UCLA) 1978
65-8½	Al Feuerbach (Pacific Coast Club) 1975
212-5	Mac Wilkins (Beverly Hills Striders) 1975
232-4	Scott Neilson (Wash) 1978
278-3	Jim Judd (Club Northwest) 1976
7,622	Bengt Larsson (OSU) 1978

### OSU RECORDS

10.0	Willie Turner, 1967 (Tied World Record)
20.59	Jerry Jordan, 1977
45.23	Kasheef Hassan, 1978
1:46.7	Terry Thompson, 1967
3:40.4	Morgan Groth, 1964 and Hailu Ebba, 1972
3:57.8	Hailu Ebba, 1973
13:50.27	Dan Fulton, 1979
31:16.49	Tom Cushman, 1976
8:42.26	Lucas Oloo, 1975
14.1	Lowell Harris, 1972
51.29	Gary Susac, 1977
40.0	(Smith, Parish, Mayes, Turner), 1968 (Davis, Smith, Mayes, Turner), 1968 (Eves, Comer, Monroe, Johnson), 1962
3:07.6	Tom Woods, 1975 Ed Lipscomb, 1974 John Okoro, 1976
7-5½	Robert Reader, 1971
17-4½	Butch Schmidt, 1975
26-¼	Tim Vollmer, 1969
53-10½	Steve DeAutremont, 1970
64-2	Jim Judd, 1974
175 204-2	Bengt Larsson, 1978
207-2	
271-3	
7,642	



# Beaver Track Records

## WORLD RECORD HOLDERS

Year	Name	Event	Record
1908	Forrest Smithson	110 M HH	15.0
1908	Forrest Smithson	120 y HH	15.0
1973	John Radetich	High Jump	7-4¾ (ITA)

## AMERICAN RECORD HOLDERS

Year	Name	Event	Record
1905	Floyd Williams	220	21.2
1908	Forrest Smithson	110M HH	15.0
	Forrest Smithson	120y HH	15.0
1965	Morgan Groth	880	1:47.5
1967	Willie Turner	100 M	10.0
1968	Dick Fosbury	High Jump	7-4¼
1975	Joni Huntley (Women)	High Jump	6-2¾

## OLYMPIC TEAM MEMBERS

(Country Competed for in Parenthesis other than United States)

Year	Name	Event	Record
1908	Forrest Smithson	High Hurdles	15.0 (Champion)
1964	Morgan Groth	1500 M Run	(Hurt)
	Lynn Eves (Canada)	400 Meters	—
1968	Dick Fosbury	High Jump	7-4¼ (Champion)
	Tracy Smith	10,000 Meters	30:14.6 (11th)
	Gary Stenlund	Javelin	241-2
	Bob McLaren (Canada)	400 M IH	51.8 (6th-Heat)
1972	Tim Vollmer	Discus	197-8 (8th)
	Lahcen Samsam (Morocco)	Shot Put	63-6¼ (15th)
	Hailu Ebba (Ethiopia)	1500 M Run	3:43.7 (10th-Heat)
1976	Hailu Ebba (Ethiopia)	1500 M Run	(Cntry Boycotted)
	Kasheef Hassan (Sudan)	400 Meters	(Cntry Boycotted)
	Joni Huntley (Women)	High Jump	6-2½ (5th)

## NCAA CHAMPIONS

Year	Name	Event	Record
1952	Lyle Dickey	Pole Vault	13-9
1959	Wayne Moss	High Jump	6-9¾
1963	Morgan Groth	Mile	4:05.3
	Norm Hoffman	880	1:48.0
1964	Morgan Groth	1500 Meters	3:40.4
1968	Dick Fosbury	High Jump	7-2¼
1969	Dick Fosbury	High Jump	7-2½
	Jim Barkley	Steeplechase	3:44.4
	Steve DeAutremont	Hammer	190-5
1970	Steve DeAutremont	Hammer	203-9
	Willie Turner	220	20.6
1972	Tom Woods	High Jump	7-3¼
1974	Jim Judd	Javelin	271-3
	Ed Lipscomb	Pole Vault	17-3
1979	Kasheef Hassan	400 Meters	45.18

## NCAA CHAMPIONS BY EVENTS (15)

High Jump - 4	Pole Vault - 2	880 - 1
Mile (1500) - 2	220 - 1	Steeplechase - 1
Hammer - 2	400 - 1	Javelin - 1

## NATIONAL AAU CHAMPIONS

1907	Forrest Smithson	120 y HH	15 <sup>3</sup> / <sub>5</sub>
1909	Forrest Smithson	120 y HH	15 <sup>1</sup> / <sub>5</sub>
1965	Morgan Groth	800 Meters	1:47.7y
1966	Tracy Smith	10,000 Meters	28:02.0 (6 mile)
1968	Tracy Smith	10,000 Meters	28:47.0 (MR)
1971	Tim Vollmer	Discus	208-4
1974	Joni Huntley (Women)	High Jump	6-0
1975	Tom Woods	High Jump	7-5 <sup>1</sup> / <sub>2</sub> (MR)
	Joni Huntley (Women)	High Jump	6-0
1976	Joni Huntley (Women)	High Jump	6-2 (MR)
1977	Joni Huntley (Women)	High Jump	6-1

## AAU CHAMPIONS BY EVENTS (11)

High Jump - 5	800 Meters - 1
120 y HH - 2	Discus - 1
10,000 - 2	

## PACIFIC-10 CONFERENCE CHAMPIONS

Year	Name	Event	Mark
1965	Morgan Groth	880	1:47.5
1966	Tony Albin	Long Jump	24-7 <sup>1</sup> / <sub>2</sub>
1967	Steve Pancoast	440	46.3
	Dick Fosbury	High Jump	6-9
1968	Terry Thompson	880	1:49.3
	Dick Fosbury	High Jump	7-0
1969	Dick Fosbury	High Jump	7-0
1970	John Radetich	High Jump	7-0
	Willie Turner	220	20.4
1972	Hailu Ebba	Mile	3:57.8
1973	Leonard Hill	Steeplechase	8:43.0
	Jim Judd	Javelin	250-0
	Hailu Ebba	Mile	4:00.5
	TOM WOODS	High Jump	7-0
	Jeff Oveson	440 Hurdles	51.3
1974	Hailu Ebba	Mile	4:00.5
	MIKE FLEER	High Jump	7-1 <sup>1</sup> / <sub>2</sub>
	Jim Judd	Javelin	253-0
	Ed Lipscomb	Pole Vault	17-4 <sup>1</sup> / <sub>2</sub>
1975	Butch Schmidt	Shot Put	63-10 <sup>1</sup> / <sub>2</sub>
1976	Scott Fisher	Pole Vault	17- <sup>3</sup> / <sub>4</sub>
	John Okoro	Long Jump	25-2 <sup>1</sup> / <sub>2</sub>
1978	Bengt Larsson	Decathlon	7622
1979	Kasheef Hassan	400 Meters	45.59
	Tim Fox	Discus	194.0

## Pacific-10 Conference Champions by Events (25)

High Jump - 6	800 - 2	Discus - 1
Mile (1500) - 3	Javelin - 2	Steeplechase - 1
Long Jump - 2	Pole Vault - 2	220 - 1
400 - 2	Shot Put - 1	440 IH - 1
		Decathlon - 1

## Pacific Coast Conference Champions

Year	Name	Event	Mark
1919	Grant Swan	Mile Run	4:34.4
1920	Grant Swan	Mile Run	4:28.2
1921	Alvin Hobart	2-Mile Run	9:51.8
	Howard Draper	High Jump	5-10
	George Waite	Long Jump	22-3
1922	Ray Dodge	880 Yd. Dash	1:56.8
	Grant Swan	Mile Run	4:29.4
	Howard Draper	High Jump	6-1
1923	Lee Sims	880 Yd. Dash	2:03.4
	Ed Walker	Mile Run	4:34.8
	Ed Walker	2-Mile Run	10:12.5
1924	Ed Walker	Mile Run	4:30.6
1927	Royse Clayton	Mile Run	4:24.6
1928	Lee Hansen	Mile Run	4:23.1
	Logan Carter	High Jump	5-11½
	Harlan Strif	Long Jump	23-8½
1939	Benny DuFresne	High Jump	6-2
1942	Don Findlay	Long Jump	23-11¾
1949	Ken Elliot	High Jump	6-3¾
1951	Danny Miller	High Jump	6-5
	Darrell Horn	Long Jump	24-9¾

## Northern Division Meet Team Champions

Year	School	Points	Year	School	Points
1920	Oregon	36	1952	Washington State	53¼
1921	Washington	48	1953	Washington State	51½
1927	Washington	49¾	1954	Oregon	49¾
1929	(No team scores kept)		1955	Oregon	53½
1930	Washington	56½	1956	Oregon	56⅓
1931	Washington	60½	1957	Oregon	73½
1932	Washington State	46	1958	Oregon	63⅓
1933	Washington State	54	1959	Oregon	55⅔
1934	Oregon	38	1960	Oregon	56¾
1935	Washington State	50¾	1961	Oregon	73
1937	Washington State	56	1962	Oregon	98½
1938	Washington State	48½	1963	Oregon	74½
1939	Washington State	60¾	1964	Oregon	72
1940	Washington State	45½	1965	Oregon	60½
1941	Washington State	48½	1966	Oregon	64
1942	Washington	50	1967	Oregon	63
1943	Washington	54⅓	<b>1968 OREGON STATE</b>	<b>84</b>	
<b>1946 OREGON STATE</b>	<b>32</b>		1969	Oregon	86
1947	Washington	52	1970	Oregon	93½
1948	Washington State	63	1971	Oregon	89½
1949	Washington State	62	1972	Oregon	89
1950	Oregon	56	1973	Non-Scoring	
1951	Washington State	50½	1974	Non-Scoring	
			1975	Northwest Relays, WSU	91
			1976	Oregon	96

## OSU Track All-Americans

- 1952 Lyle Dickey, Pole Vault (13-9)  
 1953 Ralph Sutton, Javelin (224-2)  
 1955 Jerry Church, Javelin (236-8)  
 1959 Wayne Moss, High Jump (6-9<sup>3</sup>/<sub>4</sub>)  
 Darrell Horn, Long Jump (25-5<sup>1</sup>/<sub>4</sub>)  
 1960 Gary Stenlund, Javelin (260-4)  
 Darrell Horn, Long Jump (25-6<sup>1</sup>/<sub>4</sub>)  
 Darrell Horn, Triple Jump (49-3)  
 1961 Darrell Horn, Long Jump (25-9<sup>3</sup>/<sub>4</sub>)  
 Darrell Horn, Triple Jump (51-1)  
 Dan Likens, Javelin (244-9)  
 1962 Norm Monroe, 440 (46.4)  
 Dale Story, 3-Mile (13:37.5)  
 1963 Gary Stenlund, Javelin (260-11)  
 Morgan Groth, Mile (4:05.3)  
 Norm Hoffman, 880 (1:48.0)  
 1964 Morgan Groth, 1500 Meters (3:40.4)  
 Jan Underwood, 880 (1:49.9)  
 1967 Phil Lowry, Javelin (243-1)  
 George May, Long Jump (25-0<sup>3</sup>/<sub>4</sub>)  
 1968 Dick Fosbury, High Jump (7-2<sup>1</sup>/<sub>4</sub>)  
 Terry Thompson, 880 (1:47.6)  
 Tim Vollmer, Discus (204-2)  
 1969 Dick Fosbury, High Jump (7-2<sup>1</sup>/<sub>2</sub>)  
 Tim Vollmer, Discus (201-2)  
 Jim Barkley, Steeplechase (8:44.4)  
 Steve DeAutremont, Hammer (190-5)  
 1970 Steve DeAutremont, Hammer (203-9)  
 Pat Collins, 880 (1:46.5)  
 Willie Turner, 220 (20.6)  
 1971 Keith Munson, Mile (4:00.7)  
 1972 Tom Woods, High Jump (7-3<sup>1</sup>/<sub>4</sub>)  
 1973 Tom Woods, High Jump (7-4)  
 Hailu Ebba, Mile (3:57.8)  
 1974 Jim Judd, Javelin (271-3)  
 Ed Lipscomb, Pole Vault (17-3)  
 Tom Woods, High Jump (7-3)  
 1975 Butch Schmidt, Shot Put (64-2)  
 Tom Woods, High Jump (7-2<sup>1</sup>/<sub>4</sub>)  
 1976 Bengt Larsson, Decathlon (7,178)  
 1977 Jerry Jordan, 200 Meters (20.59)  
 1978 Bengt Larsson, Decathlon (7,622)  
 1979 Kasheef Hassan, 400 Meters (45.18)  
 Tim Fox, Discus (202-3)  
 Dan Fulton, 5,000 (13:50.27)



**Tom Woods holds OSU High Jump Record at 7-5<sup>1</sup>/<sub>4</sub>**

## Northern Division Champions

Year	Name	Event	Mark
1920	Grant Swan	Mile Run	4:37.4
	John Eikleman	120 HH	15.4
1921	Howard Drayer	120 HH	15.4
	Howard Drayer	High Jump	6-17/8
	Max Snook	Long Jump	21-11
1927	Royse Clayton	Mile Run	4:23.6
	Harlin Striff	Long Jump	22-1/4
	Jim Dixon	Discus Throw	143-7
	Mel Whitlock	Javelin	189-1 1/2
1929	Logan Carter	High Jump	6-0
	Mel Whitlock	Javelin	194-5
1931	Gil Bergerson	Shot Put	47-1/2
1932	Gil Bergerson	Shot Put	47-6
1933	Marsh Dunkin	120 HH	14.7
	Skeet O'Connell	Long Jump	23-3
1934	Bob Bronson	440-yd. Dash	49.4
	Don Eckman	High Jump	5-85/8
1935	Wilbur Kidder	120 HH	15.0
1937	Dave Shepard	Mile Run	4:22.1
1939	Howard Carlson	120 HH	15.0
	Howard Carlson	220 LH	24.5
	Benny DuFresne	High Jump	6-4
1940	Ed Woodcock	High Jump	6-3
1941	Don Findlay	Long Jump	22-7
1942	Don Findlay	High Jump	6-2 1/2
	Don Findlay	Long Jump	22-7 3/4
	Sherwood Frakes	Pole Vault	13-0
1943	Stu Norene	880-yd. Dash	1:57.2
	Tex Winter	Pole Vault	13-6
	Bob Stevens	Shot Put	46-0
1946	O. B. Hughes	440-yd. dash	50.5
1947	Ken Elliot	High Jump	6-3 1/4
	Bob Laidlaw	Long Jump	22-6
	Bob Stevens	Shot Put	47-5 1/8
	Bob Stevens	Shot Put	47-5 1/8
1948	Bob Laidlaw	Long Jump	22-6
1951	Merv Brock	100-yd. Dash	9.7
	Merv Brock	220-yd. Dash	21.7
1952	Lyle Dickey	Pole Vault	14-0
	Duane Eby	Shot Put	51-10 1/4
1953	Lyle Dickey	Pole Vault	14-1/2
	Ralph Sutton	Javelin	196-82/5
1954	Don Chambers	120 HH	14.8
	Jerry Church	Javelin	215-11
1955	Jerry Church	Javelin	215-5 3/4
1956	Sam Wesley	100-yd. Dash	9.8
	Sam Wesley	220-yd. Dash	21.7
	Wayne Moss	High Jump	6-6 3/4
1957	Wayne Moss	High Jump	6-57/8
1959	Cliff Cordy	880-yd. Dash	1:52.3
	Wayne Moss	High Jump	6-7
	Darrell Horn	Long Jump	24-2 1/2
1960	Amos Marsh	100-yd. Dash	9.8
	Amos Marsh	220-yd. Dash	22.1
	Norm Hoffman	880-yd. Dash	1:54.3
	Darrell Horn	Long Jump	23-11 1/2
	Neil Plumley	Shot Put	53-10
1961	Rich Cuddihy	3-Mile Run	14:10.5
	Darrell Horn	Long Jump	25-9
1962	Steve Pauly	Javelin	228-11
	Bob Johnson	440-yd. Dash	47.6
	Dan Likens	Javelin	231-11
	Norm Monroe, Gary Comer Lynn Eves, Bob Johnson	Mile Relay	3:15.6

1963	Lynn Eves	440-yd. Dash	48.0
	Norm Hoffman	880-yd. Dash	1:50.2
	Gary Stenlund	Javelin	241-5
1964	Lynn Eves	440-yd. Dash	47.8
	Tom Wyatt	120 HH	14.4
	Greg Macy	440 IH	53.5
	Lahcen Samsam	Shot Put	56-7 $\frac{1}{2}$
	Lou Fasano	Discus	173-4
1965	Butch Lumby	100-yd. Dash	9.6
	Butch Lumby	220-yd. Dash	21.7
	Morgan Groth	Mile Run	4:06.1
	Tom Wyatt	440 IH	52.0
	Terry Monroe	Triple Jump	47-10
1966	Steve Pancoast	440-yd. Dash	47.8
	Tony Albin	Long Jump	24-8
1967	Steve Pancoast	440-yd. Dash	47.5
	Dick Fosbury	High Jump	6-10 $\frac{3}{4}$
	Dennis Phillips	Pole Vault	16-7
1968	Willie Turner	100-yd. Dash	9.6
	Willie Turner	220-yd. Dash	20.9
	Rod Paul	440-yd. Dash	46.9
	Terry Thompson	880-yd. Dash	1:49.5
	Dick Fosbury	High Jump	6-9 $\frac{3}{4}$
	Steve Davis, Ernie Smith, Bob May, Willie Turner	440 Relay	40.1
1969	Willie Turner	100-yd. Dash	9.5
	Pat Collins	880-yd. Dash	1:51.2
	Dick Fosbury	High Jump	6-10
	Steve Davis, Greg Marks, Ernie Smith, Willie Turner Pat Collins, John Lilly, T. Thompson, Greg Marks	440 Relay Mile Relay	40.6 3:16.0
1970	Willie Turner	100-yd. Dash	9.7
	Ernie Smith	220-yd. Dash	20.8
	John Radetich	High Jump	7-0
	Robert Reader	Triple Jump	50-8
	Tim Voth	Javelin	236-7
	Luther Goin, Willie Turner, Ernie Smith, Bob Glaze	440 Relay	41.0
1971	Robert Reader	Triple Jump	50-9 $\frac{1}{2}$
1972	Pat Collins	880-yd. Dash	1:49.5
	Tom Ries	440 IH	52.5
	Tom Woods	High Jump	7-0
	Doug Cramer	Hammer	177-4
1973	Yaw Atuahene	440-yd. Dash	47.7
	Jeff Oveson	440 IH	51.7
	Ed Lipscomb	Pole Vault	16-6
	Butch Schmidt	Shot Put	71-5 $\frac{1}{4}$
	Jim Judd	Javelin	250-4
1975	John Okoro	Long Jump	25-9 $\frac{3}{4}$
	Mike Fleer	High Jump	7-2

## OSU Head Track Coaches

1906-07	— W. O. Trine	1928	— Paul Schissler
1908	— Ray Heater	1929-31	— Richard Newman
1909-11	— E. D. Angell	1932-33	— Lon Stiner
1912	— Dr. Steckle	1934-51	— Grant Swan
1913-17	— E. J. Stewart	1952-58	— Hal Moe
1918	— Joe Pipal	1959-65	— Sam Bell
1919	— William Hargin	1966-75	— Berny Wagner
1920-27	— M. H. Butler	1976-79	— Steve Simmons
		1980-	— Frank Morris

# OSU Track History

	Dual Meets	Conf. Fin.-Pts.	NCAA Fin.-Pts.
1946-Grant Swan	2-1	1st-32	
1947-	0-4	4th-20	
1948-	2-2	8th-3½	
1949-	1-3	7th-10	
1950-	1-3	7th-11½	
1951-	1-3	8th-10½	
1952-Hal Moe	0-3	7th-18½	
1953-	1-2	9th-7	
1954-	1-3	8th-7	
1955-	2-2	9th-4	
1956-	1-3	7th-6	
1957-	1-3	8th-3½	
1958-	1-3	8th-0	
1959-Sam Bell	2-2	8th-95/6	11th-17
1960-	5-3	—	4th-22
1961-	8-2	—	13th-12
1962-	7-3	—	27th-6
1963-	6-3	—	6th-29
1964-	4-2	—	15th-13
1965-	2-4	7th-25	13th-18
1966-Berny Wagner	4-4	5th-21	—
1967-	7-2	4th-84	13th-16
1968-	5-2	3rd-79	6th-26
1969-	8-0	5th-70½	3rd-40
1970-	4-3	6th-54	5th-30
1971-	6-3	7th-29	22nd-8
1972-	6-2	6th-43	14th-10
1973-	3-5	5th-78	18th-12
1974-	5-2	5th-64	5th-26
1975-	1-3	5th-72	39th-4½
1976-Steve Simmons	1-6	7th-38	38th-4
1977-	0-5	8th-22½	38th-4
1978-	4-4	6th-56½	41st-2
1979-	1-3	9th-30	15th-17
1980-Frank Morris	—	—	—

## Annual Track Awards

### Most Improved:

1960	Amos Marsh
1961	John Ball
1962	Bob Boyd
1963	Tom Wyatt
1964	Terry Monroe
1965	Butch Lumby
1966	Terry Smith
1967	Terry Smith, George May
1968	Tim Vollmer
1969	Jim Barkley
1970	Rick Goldner
1971	Chris Carey
1972	Hailu Ebba
1973	Glen Stone
1974	Tony Keller
1975	Scott Fisher
1976	Butch Shriver
1977	Gary Susac
1978	Joel Johnson
1979	Andrew Fields

### Most Valuable:

1977	Jerry Jordan
1978	Tom Schillinger
1979	Kasheef Hassan

### Most Inspirational:

1960	Don Martin
1961	Darrell Horn
1962	Bob Johnson
1963	Norm Hoffman
1964	Jan Underwood
1965	Rusty Brown
1966	Tony Albin
1967	Steve Pancoast
1968	Mike Jackson
1969	Tim Vollmer
1970	Ernie Smith
1971	Keith Munson
1972	Bob Glaze
1973	Leonard Hill
1974	Jeff Oveson
1975	Butch Schmidt
1976	Randy Brown
1977	John Okoro
1978	Dan Fulton
1979	Dan Fulton

## OSU Squad Captains

1966 — Butch Lumby  
 1967 — Steve Pancoast  
 1968 — Mikke Jackson, Craig Sonniksen  
 1969 — Greg Marks, Tim Vollmer  
 1970 — John Lilly, Ernie Smith  
 1971 — Luther Goin, Robert Reader  
 1972 — Lowell Harris, Keith Munson  
 1973 — Onia Bates, Bob Glaze  
 1974 — Leonard Hill, Jeff Oveson  
 1975 — Yaw Atuahene, Mark Wyatt  
 1976 — Frank Jackson, Randy Brown  
 1977 — Bill Delatorre, Curtis Byrd, John Okoro  
 1978 — Zach Marsh, Dan Fulton, Gary Susac  
 1979 — Dan Fulton, Kasheef Hassan, Andrew Fields

## Top 10 All-Time Scorers for Career

Name	Points	Name	Points
Tim Vollmer (3)	181	Tom Woods (4)	153¼
Willie Turner (3)	175	Jeff Oveson (4)	150
Charlie Olds (3)	170¾	Dick Fosbury (3)	149
Ernie Smith (3)	157¾	Doug Cramer (4)	149
Hailu Ebba (4)	154½	Greg Marks (3)	147¼

## Top 10 Single Season Scorers

Name	Points	Year	Name	Points	Year
Willie Turner	96¾	1968	Greg Markks	70¼	1969
Steve Pancoast	92½	1967	Ernie Smith	67½	1970
Tom Schillinger	85	1978	Don Tollefson	66	1967
Jerry Jordan	78½	1977	George May	65	1967
Tony Albin	78	1966	Yaw Atuahene	64½	1974
Tim Vollmer	75	1969	Bruce Smith	63½	1978
Charlie Olds	74¾	1969	Robert Reader	61	1971



OSU sprinter Mike Washington



# 1979 Northern Division Cross-Country Championships

1. Henry Rono	WSU	28:41.5
2. Alberto Salazar	U of O	28:47.4
3. Bill McChesney	U of O	29:56.1
4. Rudy Chapa	U of O	30:03.8
5. Ken Martin	U of O	30:08.5
6. Bill Stolp	U of Wash.	30:37.3
7. Jeff Nelson	U of O	30:53.7
8. Don Clary	U of O	30:53.9
9. Greg Erwin	U of O	30:58.3
10. Joel Cheruiyot	WSU	31:12.9
11. Art Boileau	U of O	31:18.7
12. Kimombwa Samson	WSU	31:19.7
13. Bruce Nelson	U of O	31:21.0
14. Jim Ojala	WSU	31:31.8
15. Steve James	WSU	31:38.1
16. Philip Philippou	WSU	31:56.8
17. John Lermusik	U of Wash.	31:58.8
<b>18. Rick Kumm</b>	<b>OSU</b>	<b>32:04.4</b>
19. Pat Carroll	U of Wash.	32:08.6
20. Dale Bradbury	U of Wash.	32:13.1
<b>21. Mark Fricker</b>	<b>OSU</b>	<b>32:36.6</b>
22. Rob Evans	WSU	32:47.5
<b>23. Yair Karni</b>	<b>OSU</b>	<b>32:59.7</b>
24. Bob McClement	U of Wash.	33:08.6
25. Pat Ewing	U of Wash.	33:27.1
<b>28. Bob Green</b>	<b>OSU</b>	<b>34:16.5</b>
<b>29. Bill Rodehoeffer</b>	<b>OSU</b>	<b>34:21.3</b>
<b>30. Greg Scherer</b>	<b>OSU</b>	<b>34:26.7</b>
<b>32. Joe Morris</b>	<b>OSU</b>	<b>34:41.9</b>
<b>33. Dave Crawford</b>	<b>OSU</b>	<b>35:05.1</b>
<b>35. Mike Conley</b>	<b>OSU</b>	<b>35:35.1</b>
<b>37. Mark White</b>	<b>OSU</b>	<b>37:23.3</b>

University of Oregon — 21

Washington State University — 47

University of Washington — 78

**Oregon State University — 107**



**Middle Distance senior Rick Kumm**

# OSU NCAA Cross Country Champions In 1961

Oregon State, led by All-American Dale Story, captured its first and so far only NCAA championship, a cross country title in 1961.

On that winning team were Story, Rich Cuddihy, Bill Boyd, Cliff Thompson and Jerry Brady. Sam Bell, now at Indiana, was the head coach of the national champions for the Beavers.

Story, a former national high school mile record holder from Orange, Ca. who had transferred to OSU that fall from Santa Ana JC as only a sophomore, won the individual championship with a time of 19:46.6 over the 4-mile course at Michigan State in East Lansing, Michigan. He out-distanced his nearest competitor by eleven seconds.

Other OSU placers were Cuddihy finishing 12th, Boyd in 16th, then Thompson at 25th and Brady at 51st. Story's split times were 10:04.4 at the 2-mile mark and 14:53.0 at the 3-mile mark.

Team Scores:	<b>1. OREGON STATE</b>	<b>68</b>
	2. San Jose State	82
	3. Univ. Houston	122
	4. Kansas	124
	5. Iowa	164
	6. W. Michigan	165
	7. S. Illinois	172
	8. Penn State	203
	9. Michigan State	212
	10. Air Force	244



**1961 CROSS COUNTRY TEAM** — Left to right: Dale Story, Cliff Thompson, Bill Boyd, Jerry Brady, Coach Sam Bell, Rich Cuddihy.




**Sophomore Mark Fricker**



**Senior Tom Schillinger has a best of 55-7 in shot put**

## Flip Book For Men's Track



Freshman Mike Miller, taking the baton, set Oregon prep record of 1:50.73 in state meet last year.

## Flip Book For Women's Track