

**Oregon State Baseball**

Page	Topic
1	Quick facts
1	Table of contents
2	Media information
3	Radio/TV information
4	OSU Baseball tradition
6	Goss Stadium at Coleman Field
10	2018 roster
11	2018 roster breakdown
12	2018 schedule

**The Coaches**

Page	Topic
13	Head Coach Pat Casey
18	Associate Head Coach Pat Bailey
19	Assistant Coach Andy Jenkins
20	Assistant Coach Nate Yeskie
21	Staff
22	Pres. Ray/Oregon State
23	VP/AD Scott Barnes
24	Staff/OSU administration

**The Players**

Page	Topic
25	Player Biographies
47	Returners Statistics

**2017 Opponents**

Page	Topic
47	Pac-12 opponent histories
54	Non-conference opponents
55	Non-conference records by year

**2017 In Review**

Page	Topic
56	Season in review notes
57	2017 Pac-12/national rankings
58	2017 honors
59	2017 game-by-game results
60	2017 overall statistics
61	2017 conference statistics
62	2017 superlatives
63	2017 offensive breakdown
64	2017 in the rankings
65	2017 pitching appearances
66	2017 Pitching breakdown
68	2017 Pac-12 in review

**Oregon State Records**

Page	Topic
69	Oregon State records
71	Oregon State career records
72	OSU single-season records
73	Oregon State conference leaders
75	Oregon State yearly leaders
79	OSU by situation
80	Oregon State yearly statistics
81	Oregon State home/road/neutral
82	The last time

**Oregon State History**

Page	Topic
83	Oregon State yearly records
83	Coaching records
84	Year-by-year results
99	Best records by game
100	Records vs. all opponents
101	Records vs. conferences
102	Opening day lineups
104	2017 College World Series
106	2013 College World Series
108	2007 national champions
110	2006 national champions
112	2005 College World Series
114	1952 College World Series
115	Postseason history
116	Postseason results
118	Postseason honors
119	Postseason superlatives
120	Oregon State All-Americans
122	All-Region honors
122	Freshman All-Americans
123	Beavers in International baseball
124	Oregon State All-Conference
125	Oregon State players of the week
126	OSU pitchers of the week
127	Oregon State academic honors
128	Oregon State in MLB
132	Oregon State in the MLB Draft
133	Oregon State selections by club
136	Oregon State team awards
137	Oregon State letterwinners

**Oregon State Facts**

Location	Corvallis, Oregon
Enrollment	31,303
Founded	1868
President	Dr. Edward Ray
VP/Athletic Director	Scott Barnes
Colors	Orange and Black
Nickname	Beavers
Affiliation	NCAA Division I
Conference	Pac-12
University website	www.oregonstate.edu
Athletics website	www.osubeavers.com

**Baseball**

Head coach	Pat Casey (24th year)
Record at OSU	845-446-5 (23 years)
OSU winning percentage	.654
Career record	1,016-555-6 (30 years)
Career winning percentage	.646
Associate HC	Pat Bailey (11th year)
Assistant Coaches	Andy Jenkins (6th year)
	Nate Yeskie (10th year)

Director of operations	Ron Northcutt
	Northcutt office phone(541) 737-0598
Athletic Trainer	Jeremy Ainsworth
Strength & Conditioning Coach	Chris Anderson

**2017 Season**

2017 overall record	56-6
Home record	31-1
Road record	15-2
Neutral record	10-3
2017 Pac-12 record	27-3 (1st place)

**2018 Season**

Lettermen returning/lost	19/15
Position players	11/7
Pitchers	8/8
Starters returning/lost	7/2
All-conference returning/lost	3/1
All-Americans returning/lost	3/1
First varsity season	1907
All-time record	2,329-1,457-16 (.614)

**Goss Stadium At Coleman Field**

Ballpark	Goss Stadium at Coleman Field
Opened (capacity)	1907 (3,315)
Left field	330 ft. (14-ft. fence)
Left-centerfield	365 ft. (8-ft. fence)
Center field	400 ft. (8-ft. fence)
Right-centerfield	365 ft. (8-ft. fence)
Right field	330 ft. (8-ft. fence)
Press box phone	(541) 737-7475

**Radio**

Radio	Beaver Sports Network
Online radio	Beaver Nation Online (osubeavers.com)
Primary Play-By-Play	Mike Parker

**Media Guide Credits**

The 2018 Oregon State University baseball guide was designed, written, and produced by Hank Hager of the OSU Athletic Communications Office. Photography by Karl Maasdam, Scobel Wiggins, Dave Nishitani, Shane Roper, Ethan Erickson, Dennis Wolverton, Rich Heins, Phyllis M. Heins, Dennis Hubbard, Erik Dresser, Hank Hager, Craig MitchellDyer, Getty Images, the Omaha World Herald and courtesy of USA Baseball, Major League Baseball Clubs, Minor League Baseball clubs and from Oregon State Library archives.

**OSU Athletic Communications**



**Steve Fenk**  
 Associate Athletics  
 Director, Athletic  
 Communications



**Trevor Cramer**  
 Assistant Director,  
 Athletic Communications



**Jason Amberg**  
 Assistant Director,  
 Athletic Communications




**Hank Hager**  
 Assistant Director,  
 Athletic Communications

**BASEBALL CONTACT**



**Shawn Schoeffler**  
 Assistant Director,  
 Athletic Communications



**Evan Hooper**  
 Assistant,  
 Athletic Communications



**Jon Montoya**  
 Assistant,  
 Athletic Communications

**Athletic Communications Information**

Press Box Phone .....(541) 737-7475  
 Mailing Address .....209 Gill Coliseum  
 .....Corvallis, OR 97331  
 Baseball Contact.....Hank Hager  
 Hager Cell.....(541) 230-0611  
 Hager Office.....(541) 737-7472  
 E-Mail.....hank.hager@oregonstate.edu

The Oregon State Athletics Communications office appreciates your interest in the 2018 Oregon State baseball team. We look forward to serving members of the media throughout the year and hope this media guide is a helpful tool throughout the season. Please contact Assistant Director for Athletic Communications Hank Hager for any media needs concerning the Oregon State baseball team. He can be reached by email at hank.hager@oregonstate.edu or by calling the Oregon State office at (541) 737-7472.

The following is a set of guidelines for covering the club this season.

**Broadcasting Arrangements**

Requests for radio, Internet, television or any other broadcasting privileges of Oregon State baseball should be addressed to Hank Hager as far in advance as possible.

**Game Notes**

A set of Oregon State game notes will be made available to members of the media prior to each game. To be included on the Oregon State baseball e-mail list in order to receive the notes prior to the game, please contact Hank Hager. Notes will also be posted on the home of Oregon State Athletics, osubeavers.com.

**Interviews**

All coach and student-athlete interviews must be arranged through Hank Hager. On gamedays, head coach Pat Casey, his assistants and members of the team will be available shortly after the game's conclusion. Interviews will be done in an informal manner on the field. Please notify Hank Hager of any requested players or coaches prior to the conclusion of the game.

For all visiting team interview requests, please contact that respective team's Sports Information Director.

**Practices**

Practices are held at Goss Stadium at Coleman Field on a daily basis and are generally open to members of the media. Players and coaches are normally available for interviews before or after practice, depending on the schedule for that day. Please contact Hank Hager to schedule any interviews at least 24 hours in advance.

We ask that members of the media do not contact any players away from Goss Stadium unless previously arranged by Hank Hager.

**Media Guides**

This media guide is made available for members of the media to provide biographical and historical information regarding the Oregon State program, its players, coaches, staff and administration.

**Internet**

The online home of Oregon State Athletics, osubeavers.com, is the place to go for all Oregon State baseball information, including a team roster and bios, schedule, live stats links, updated game notes and

statistics. Fans can also enjoy viewing photo galleries after select games.

**Live Stats**

Check osubeavers.com for gameday information and live stats links. Every Oregon State baseball home game will be available via live stats.

**Press Box**

Goss Stadium features a full working press box immediately behind home plate. Due to space limitations, seating is not guaranteed. Please notify Hank Hager at least 24 hours in advance if desiring to cover the Beavers. Wireless Internet is available at the Goss Stadium press box.

Pre-game services include statistics, game notes, gameday programs and media guides. Post-game stats will be made available to working members of the media as soon as possible after the completion of each game.

**Photography**

Please note that there are no designated photography areas at Goss Stadium. Photographers are free to shoot from the Goss Stadium stands. Photographers are also allowed to shoot from the top of the dugouts but must be sitting when doing so. Please do not impede spectators' sightlines.

Photographers are allowed on the field pre-game, but must clear the field 45 minutes prior to first pitch unless there is a ceremony. At no time during the game are photographers allowed on the field or in the dugouts.

**Field Access**

There is field access prior to the start of each game, but all members of the media must leave the field at the completion of batting practice, approximately 45 minutes prior to first pitch. Media is allowed on the field for post-game interviews.

**Media Credentials**

Requests for all media credentials should be made to Hank Hager at least 24 hours in advance for necessary games or series. Season credentials will be made available to media members who will cover the team on a season basis. Single-game credentials and series credentials are also available.

Credentials will be left at the Goss Stadium ticket office will call on the day of the game. Credentials can be mailed but only if requested.

## Oregon State On The Radio, TV

### Radio

The Oregon State baseball team enjoys one of the finest radio packages in the Pac-12 Conference. Every Oregon State game is broadcast throughout the state of Oregon as well as online on [osubeavers.com](http://osubeavers.com), making it available for anyone with an Internet connection in any part of the world.

NewsRadio 1190 KEX, owned locally by ClearChannel Radio, is the home of the Beaver Sports Radio Network. Rip City Radio (620 AM) in Portland will broadcast all Oregon State baseball games throughout the regular season. KEJO 1240 AM will broadcast Oregon State games in the Corvallis region. Other stations throughout the state also broadcast OSU games; check [osubeavers.com](http://osubeavers.com) for a full listing.

Oregon State enjoys the strongest comprehensive radio package in the Pac-12 Conference by offering the most total hours of play-by-play and auxiliary programming.

Mike Parker serves as the play-by-play voice of Oregon State baseball. In addition to covering head coach Pat Casey's club, Parker also does play-by-play for Oregon State football and men's basketball.

### Radio Affiliates

*Radio affiliates for the 2018 season. Note, these can change after press time so check [osubeavers.com](http://osubeavers.com) for a full schedule and listing.*

Location	Station	Day(s)
Bend, Ore.	KICE 940-AM	All
Bend, Ore.	KCOE 94.9-FM	All
Corvallis, Ore.	KEJO 1240-AM	All
Eugene, Ore.	KKNX 840-AM	All
Florence, Ore.	KCFM 1250-AM	Pac-12
Florence, Ore.	KCFM 104.1-FM	Pac-12
K-Falls, Ore.	KLAD 960-AM	Weekday/end
K-Falls, Ore.	KLAD 93.3-FM	Weekday/end
Medford, Ore.	KTMT 580-AM	Sat. & Sun.
Medford, Ore.	KTMT 96.1-FM	Sat. & Sun.
Portland, Ore.	KPOJ 620-AM	All*
Roseburg, Ore.	KSKR 1490-AM	All
Salem, Ore.	KBZY 1490-AM	Weekday/end

\* Games that start before 5 p.m. on weekdays will air on 103.7 FM in the Portland area.

### The Pac-12 Network

The Pac-12 Networks launched August 15, 2012 and consist of one national and six regional networks devoted solely to the Pac-12. In addition to the hundreds of live televised Pac-12 sporting events, Pac-12 Networks subscribers will have access to their carrier's TV Everywhere platform, providing access to all Pac-12 Networks programming on any device through their broadband service.



### 2018 Games On The Pac-12 Network

Below are the games slated to air on television this season. Unless noted, the game is slated to air on the Pac-12 Network, Pac-12.com and the Pac-12 Now app. Note, this schedule is subject to change.

Date	Opponent	Time (PT)
March 10	Cal State Fullerton	1:00 p.m.
March 11	Cal State Fullerton	12:00 p.m.
March 23	Washington	7:00 p.m.
March 25	Washington	3:00 p.m.
April 6	at Arizona	7:00 p.m.
April 7	at Arizona	7:00 p.m.
April 8	at Arizona	1:00 p.m.
April 19	Oregon	6:00 p.m.
April 20	Oregon	4:00 p.m.
April 21	Oregon	4:00 p.m.
May 1	at Oregon	5:30 p.m.
May 8	at Oregon	5:30 p.m.
May 11	Stanford	7:00 p.m.
May 12	Stanford	2:00 p.m.
May 13	Stanford	12:00 p.m.
May 15	San Diego	5:30 p.m.
May 18	at USC	7:00 p.m.
May 19	at USC	7:30 p.m.
May 20	at USC	3:00 p.m.
May 24	UCLA	4:00 p.m.
May 25	UCLA	4:00 p.m.
May 26	UCLA (ESPNU)	2:00 p.m.

### Internet Audio/Video

Oregon State will stream audio of every baseball game, home and away, live over the internet on [osubeavers.com](http://osubeavers.com) and the TuneIn app.

The online home of Oregon State Athletics, [osubeavers.com](http://osubeavers.com), will also be the place to find live stats for all home games.

### Social Networking

Oregon State baseball has embraced social media, and the Beavers' presence can be found on five main platforms.

The Beavers, the most followed team in the Pac-12 Conference and one of the top teams nationally, are active on Twitter, Instagram, Facebook, Snapchat and YouTube. Additionally, through Periscope, which is connected with Twitter, fans can watch various aspects of the program live - pre-game, post-game interviews, and more.

To follow the team, look for the club's handles:

- Twitter - @BeaverBaseball
- Instagram - @BeaverBaseball
- Facebook - OregonStateBaseball
- Snapchat - @BeaverBaseball
- YouTube - OSUBeaversAthletics



### MIKE PARKER

#### Play-By-Play

Mike Parker is in his 18th season calling OSU football, men's basketball and baseball action and has been

behind the microphone for some of the school's crowning achievements on the athletic fields.

The "Voice of the Beavers" is a 1982 graduate of the University of Oregon with a bachelor's degree in rhetoric and communications. His broadcasting career includes play-by-play for football, basketball and baseball for high school sports in Oregon, beginning in 1977. He was the voice of the Eugene Emeralds (1983-86) minor league baseball club and the Oregon women's basketball program (1983-87). He also was the play-by-play voice of the AAA Portland Beavers from 1987-92.

Parker hosted a show on all-sports KFXR Radio from 1990-95 before moving to KEX Radio as host of Sportsline and the Fifth Quarter program following Portland Trail Blazers games. Parker has been named the Oregon Sportscaster of the Year six times. Mike and his wife Missy have two daughters, Lydia and Ellie.



### The College World Series

- Oregon State has made a habit of becoming visitors to Omaha, the site of the College World Series. The Beavers made three consecutive trips to Rosenblatt Stadium from 2005-2007 and have been to the College World Series six times after their inaugural trip in 1952. The Beavers' most recent trip to Omaha came in 2017.
- Oregon State became just the fifth team in NCAA history to win consecutive titles when winning championships in 2006 and 2007. The Beavers were the first team in a decade to accomplish the feat and the first from the then-Pac-10 in almost 20 years.
- Oregon State is just the fifth team currently in the Pac-12 to reach the College World Series in three consecutive seasons.
- The Beavers became just the sixth league club to win the World Series by sweeping its entire way through Omaha. Oregon State went 5-0 in 2007, and trailed just one inning throughout the team's play in Omaha.
- A total of 26,887 fans came out to watch Oregon State's title-clinching 11-4 win over North Carolina in 2007. That total is the single-largest crowd to watch a championship series game in College World Series history. That series' championship game drew 25,012, the largest final game ever at Rosenblatt Stadium.
- In Oregon State's two championship seasons, the Beavers had 11 players named to the College World Series All-Tournament Team. That tied a Pac-10 record for most players over a two-year span.

### Coaching Success

- Current head coach Pat Casey is one of many of Oregon State's successful head coaches. Casey is in his 24th season as head coach of the Beavers and enters the 2017 season with a program-record 845 victories, which places him in the top 10 in league history.
- Jack Riley, Casey's predecessor at Oregon State, previously held the school's record with 613 victories over a 22-year span. He won five titles with the Beavers during

his tenure and posted 274 victories in Pac-10 play for a .731 winning percentage.


- Ralph Coleman spent 35 seasons in the Oregon State dugout through three different coaching stints. Until Riley overtook him, Coleman was the program's leader with 561 victories, including 279 against Pac-10 clubs. He won 10 conference titles during his 35-year tenure. Coleman still holds the school's record for career winning percentage at .640.
- All three historical coaches for the Beavers are ranked in the top 20 in Pac-12 coaching history. Casey is seventh all-time in victories, while Coleman is 17th and Riley is 14th.
- After winning two straight titles, Casey was recognized nationally. In 2006 and 2007, he won National Coach of the Year honors by various organizations.
- Oregon State has three fine assistant coaches who will be in the dugout this season. Pat Bailey is in his 11th season as an Oregon State assistant. He has also tasted a national title after leading nearby George Fox to a Division III title in 2004.
- Pitching coach Nate Yeskie is in his 10th season with the Beavers. Oregon State's team ERA dropped nearly a run and a half in Yeskie's first season with OSU, and has been below 4.00 in eight of his nine years, including a school-record mark of 1.93 in 2017. Sam Gaviglio, Matt Boyd, Andrew Moore, Jace Fry, Drew Rasmussen, Mitch Hickey, Bryce Fehmel, Jake Mulholland and Brandon Eisert have all earned Freshman All-America honors under Yeskie. Boyd, Moore, Gaviglio, Fry, Fehmel, Mulholland, Jake Thompson, Luke Heimlich and Ben Wetzler have been named All-Americans during Yeskie's tenure.
- Andy Jenkins is back for his seventh season with the Beavers and the sixth as an assistant coach. Jenkins played on the Beavers' 2005 Pac-10 championship club and spent seven seasons in the Minor Leagues, reaching the Triple-A level in both 2009 and 2010.

### Beavers In The Draft

- Oregon State has seen 47 players drafted over the past eight seasons. Over the past 13 seasons, that number balloons to 81.
  - In 2006, the Beavers had nine players chosen by Major League clubs, a single-year record. That record was matched in 2016.
  - In 2007, Oregon State accomplished another first. Eddie Kunz and Mitch Canham were both selected in the first round, marking the first time two Beavers went in the draft's initial round in the same season.
  - Under head coach Pat Casey, 41 players have been selected in the draft's top nine rounds. Of those 41 selections, 39 signed professional contracts.
  - Eight different Beavers have been selected in the first round of the draft, including Steve Lyons in 1981, Mike Thurman in 1994 and Jacoby Ellsbury in 2005. Michael Conforto's 10th overall selection in 2014 is the best ever for an Oregon State player. Drew Rasmussen is the most recent, at 31st overall, in 2017.

### Professional Beavers

- The 2017 season saw 11 former Beavers compete at the Major League level, tying an Oregon State single-season record. Sam Gaviglio, Tyler Smith and Andrew Moore made their Major League debuts in 2017.
- Overall, the Beavers have had 35 players play at the game's highest level. And with 47 MLB selections the past eight seasons, Oregon State is expecting to see more Major League debuts the next few seasons.
  - Jacoby Ellsbury became Oregon State's first alum to win a World Series when he and the Boston Red Sox swept Colorado in 2007. Ellsbury, a rookie that season, batted .438 with four doubles and a stolen base in the series. Ellsbury recently set Boston's single-season stolen base record with 70 in 2009.
  - Michael Conforto and Andrew Susac have competed at the World Series in 2014 and 2015, both in their rookie seasons. Susac won a World Series with the San Francisco



*The Beavers celebrated their second consecutive national title in 2007*



*Michael Conforto played in the World Series as a rookie in 2015*



Giants in 2014, then watched as Conforto's New York Mets played against the Kansas City Royals in 2015, ultimately losing in five games.

- Brian Barden was named the National League's Rookie of the Month for April of 2009. He was joined as NL Rookies of the Month when Darwin Barney (Chicago Cubs) was given the honor in April of 2011.
- Both Ellsbury (2011) and Barney (2012) have claimed Rawlings Gold Glove Awards during their tenures at the MLB level.
- Barden became Oregon State's first Olympian in 2008 and helped guide Team USA to a bronze medal the Beijing Olympics. Barden had made his Major League debut with Arizona in 2007 and also saw action with St. Louis and Florida through the end of the 2010 season.
- Twenty former Beavers have competed in the prestigious Arizona Fall League. It's usually reserved for some of the game's top MLB prospects. Jace Fry most recently played in the AFL in 2017.

#### All-Americans

- Oregon State has a proud history of having players recognized nationally with All-American honors. Thirty-one different Beavers have earned All-American honors.
- Of those 31 players, six have earned All-American status in two different seasons. Those players are Jay Dean in 1954 and 1955, Cecil Ira in 1962 and 1963, Dallas Buck and Jonah Nickerson in 2005 and 2006, Michael Conforto in 2012, 2013 and 2014 and Andrew Moore in 2013 and 2015.
- Oregon State has seen a spike in All-Americans since Pat Casey took the helm in 1995. Under Casey, the Beavers have had 22 All-Americans, most recently with Jake Thompson, Luke Heimlich, Nick Madrigal and Jake Mulholland after the 2017 season.

#### Oregon State And Team USA

- Oregon State has begun a new tradition. Over the last 12 seasons, the Beavers have had their first Olympian and 12 other players who have been named to the Team USA National Team.
- In 2008, Brian Barden played in eight of Team USA's nine games in Beijing as the Red, White and Blue took home the bronze medal.
- In 2005, teammates Kevin Gunderson and Jonah Nickerson became the first Beavers to play for the USA National Team.
- Darwin Barney became the third Beaver to play for Team USA in 2006.
- In 2008, Kevin Rhoderick became the fourth Oregon State player to earn a spot on the national team.
- Matt Boyd competed for the Collegiate National Team in 2011.
- Dan Child and Michael Conforto played for

the Collegiate National Team in 2012. The club toured Cuba and The Netherlands.

- Conforto became the first Oregon State player to compete for the National Team twice when he was on the 2013 roster. He led Team USA with three home runs and helped the club to a five-game sweep of Cuba.
- Andrew Moore played for USA Collegiate Team in 2014, and recorded two wins for the red, white and blue.
- KJ Harrison and Drew Rasmussen continued the tradition for OSU in 2015. Harrison repeated a tour with Team USA in 2016.
- Nick Madrigal and Cadyn Grenier teamed at second and short for Team USA in 2017.

#### One Of The Nation's Finest Ballparks

- That can certainly be the title bestowed upon Goss Stadium at Coleman Field as the venerable facility underwent an expansion during the 2008 season.
- Oregon State has played on its home site since 1907, the program's first year. And in 2009, Goss Stadium was expanded to its current state. In 2014, it was further expanded as a home clubhouse was erected down the left field and the OSU bullpen was moved beyond the left field fence.
- The player's lounge was renovated this past offseason. In addition, the videoboard, located in right center, was replaced and doubled in size.
- The ballpark now has 2,798 permanent seats and capacity can reach nearly 3,350 when temporary outfield seating is installed.
- Oregon State went 31-1 at home in 2017, in large part due to the support from Beaver Nation. OSU averaged a school-record 3,261 fans per home date, which ranked second in the Pac-12 and in the top 25 nationally.
- New features to the ballpark in 2009 included the Omaha Room, a club level down the right field line, and a new player's lounge adjacent to the third base dugout. The Beavers also installed a Hall of Fame Room and Academic Room, both of which are located underneath the club level.

#### On The Road

- Oregon State regularly plays to a big fan base wherever it travels. That was never more evident when Oregon State and Oregon set a Pac-12 Conference record with a crowd of 15,540 during the Civil War at PGE Park in 2009. The third game of the series subsequently drew 13,709, for a total of 29,249 over the two games.

#### Media Exposure

- Oregon State is one of the most media friendly teams in the nation and is regularly covered by a number of newspapers, tele-



KJ Harrison played for Team USA from 2015-16

vision stations and radio stations.

- Oregon State has been the center of features by *Baseball America*, *USA Today*, *Collegiate Baseball*, *D1Baseball.com*, *Newsweek* and many other national publications over the last few years.
- Oregon State is slated to appear on television 20 times in 2017, tied for the most appearances in the conference. Each game is slated to air on the Pac-12 Network.
- The Beavers enjoy one of the best radio packages on the West Coast. Every game this season is scheduled to air live on the Beaver Sports Network.

#### The Pac-12 Conference

- Oregon State calls the Pac-12 Conference home and has so at various points since the 1916 season. The Beavers joined the conference for good in 1946.
- The Pac-12 is called the "Conference of Champions" for a reason. Arguably the nation's top collegiate baseball conference, it holds the national record with 28 national titles. That is 17 titles more than the second-place conference, the Big 12, which last won a title in 2005.
- At least one Pac-12 Conference team has appeared in the national title game or series in nine of the last 19 seasons.
- There have been 66 College World Series tournaments and Pac-12 clubs have finished first or second 43 times.
- At least one Pac-12 team has advanced to the College World Series in all but two seasons dating back to 1997.
- Pac-12 clubs have won 252 games all-time at the College World Series. The Pac-12 is the only conference to have won more than 170 games at the World Series.
- Seven of the Pac-12's 11 current baseball teams have won at least two national titles. USC leads the nation with 12, although the Trojans have not been national champions since the 1998 season.



# GOSS STADIUM AT COLEMAN FIELD

## *One Of The Nation's Finest Ballparks*

Goss Stadium at Coleman Field, which has stood on the Oregon State campus since 1907, is now the oldest continuous ballpark in the nation. The Beavers have played at the site of Goss Stadium since the program began play more than 100 years ago.

The stadium itself has undergone numerous changes - including multiple renovations and expansions - but the playing field itself has stood in place since day one.

And just like day one, Goss, formerly known just as Coleman Field, has hosted games in front of one of the best fanbases in the nation.

- Goss Stadium at Coleman Field is nestled into the heart of the Oregon State campus, giving the Beavers a unique home-field advantage.

- The nation's coaches, in a review by D1Baseball.com during the 2016 offseason, chose Goss as one of the top 10 most intimidating stadiums for opposing teams. Oregon State was the only school from the Pac-12 Conference to be listed.

- Goss Stadium seats 3,315 fans. Approximately 2,800 seats are situated in foul territory, with another 500 located in right field.

- The stadium has undergone numerous expansions and renovations. The first expansion occurred in 1999, with Coleman Field receiving its current name. The stadium, at the time, seated 2,000.

- Oregon State added lights for the first time in school history in 2002. The Beavers defeated Stanford in the first game under the lights.

- In 2009, Pat Casey and the Beavers expanded Goss Stadium. Nearly 800 seats were added down the left and right field lines. In addition, a new player's lounge was added under the third-base stands. The first-base side of the stadium saw an addition of the Omaha Room, a suite level for fans during games, in addition to a trophy room and player's classroom.

- Further expansion came about in 2015. Goss Stadium received turf throughout the stadium - minus the pitcher's mound - and the

Jacoby Ellsbury Clubhouse was built in foul territory near the left field fence. The generous donation from Ellsbury, an Oregon State alum, helped Oregon State erect one of the top clubhouses in the nation.

- The most recent renovations to Goss Stadium include the renovation of the player's lounge, now named the Bert and Shirley Babb Player's Lounge, in addition to the Darwin Barney Alumni Room, located adjacent to first base.

- The player's lounge renovation came thanks to a collaborative crowdfunding campaign, which raised just under \$105,000 from a total of 259 donations. The campaign, which lasted just 30 days, was the largest of its kind for Oregon State Athletics and was the first such campaign hosted by OSU to reach six figures, surpassing the original fundraising goal by nearly \$30,000.

- Last, but certainly not least, a new videoboard was built before the start of the 2016 season, and immediately the fifth-largest in the nation. The board is nearly 26-feet high and 50-feet high, double the size of the previous videoboard at Goss. The previous videoboard, built before the start of the 2007 season, was the first of its kind in the then-Pacific-10 Conference.

- Oregon State set a single-season record for average attendance in 2017, at 3,261 per game. The Beavers topped 100,000 total for the first time in school history.

- The Beavers won a school-record 31 home games in 2017, going 31-1 overall.

- The Beavers have ranked in the top 25 in attendance, nationally, in each of the last five seasons, dating back to 2013.

- Oregon State averaged a then-single-season record 2,937 fans per home game in 2016. That mark topped the previous best of 2,931 in 2014. The Beavers ranked 22nd nationally for attendance in 2016, ranking behind only Arizona among Pac-12 schools.

- In 2015, the Beavers were 25th nationally, and second in the Pac-12.





• Oregon State, behind a second consecutive postseason host opportunity, averaged a then-school best 2,931 fans over 30 home dates in 2014. That mark placed Oregon State 19th nationally and first in the Pac-12.

• In 2013, Oregon State advanced to its fifth College World Series and saw 2,676 fans per game. That ranked the Beavers 24th nationally and third in the conference.

Over the past century, the campus has grown around Goss Stadium at Coleman Field, making it one of the most picturesque settings in college baseball. The ballpark is a short walk down Waldo Place from the Memorial Union and OSU's central campus area, making it easy for students to stop by a game between classes.

The field is named for former Oregon State player and coach Ralph Coleman, who guided the Beavers for 35 seasons from 1923-

Opened.....1907	Longest Win Streak.... 24 games	First Game ..... April 12, 1907	Dimensions ..... 8 ft. fences
Renovated.....1999, 2009, 2014	1951-52	Salem High 4, Oregon State 0	14 ft. in left field
Capacity.....3,315		First Night Game April 26, 2002	330-365-400-365-330
OSU Record..1,205-487-2 (.712)		Oregon State 3, Stanford 1	

• Oregon State has played 1,694 games at Goss Stadium at Coleman Field, carrying a 1,205-487-2 (.712) mark all-time.

• The Beavers have won 27 games at home during a single-season twice: in 2006 and 2013. That was the school record prior to the 31 victories in 2017. Oregon State advanced to the College World Series in both seasons.

• Oregon State has won 20 or more games at Goss Stadium eight times. All eight have come since 2006.

• The Beavers have posted a winning record at home in each of the last 13 years, and in 16 of the last 18.

• Oregon State is 31-6 (.838) at Goss Stadium during the post-season. The Beavers hosted their first-ever postseason game in 1952, defeating Fresno State, 2-1.

• The Beavers are 21-4 (.840) in NCAA Regional games at home, and 10-2 (.833) in NCAA Super Regional games. Six of the team's top 15 games for attendance have come during the postseason.

• Two of the most attended games came during the 2017 Super Regional against Vanderbilt. Game one saw 3,737 fans, with game two at 3,734.

• Oregon State is 422-168-1 (.715) under head coach Pat Casey at Goss Stadium.

The park has an interesting history, to say the least.

When Oregon State began fielding a varsity baseball team in 1907, the school laid out a diamond on a lot just south of the main campus. A century later, that same site still serves as the home of the Beavers, making Goss Stadium at Coleman Field the oldest diamond in the Pac-12 Conference and the oldest college fields in the country.

66. The stadium is named for John and Eline Goss, whose major lead gift to the \$2.3-million fundraising effort made the project possible.

John Goss was an Oregon State track and field letterman in the 1930s. The naming of the stadium is also a memorial to his older brother, James Goss, an Oregon State graduate.

The Goss family made additional contributions to OSU toward endowed scholarships for student/athletes and other top academic students, including graduates of Portland's Grant High and members of the Beta Theta Pi fraternity.

The park is symmetrical, measuring 330 feet down the foul lines, 365 to the power alleys and 400 to center. The fence is 14 feet high from left field to left-center, then eight feet high from left-center to right field.

The concrete, steel and brick structure has a press box, a lobby/concession area, restrooms, locker rooms, dugouts and storage





**Goss Stadium Year-By-Year**

Season-By-Season Records

Year	W-L	Year	W-L
1907	3-1	1964	10-4
1908	5-2	1965	6-8
1909	4-3	1966	8-7
1910	6-4-1	1967	15-3
1911	5-2	1968	13-3
1912	5-4	1969	7-9
1913	4-6	1970	5-5
1914	6-5	1971	9-5
1915	7-3	1972	6-10
1916	5-0	1973	10-6
1917	World War I	1974	8-5
1918	2-3	1975	10-4
1919	4-3	1976	18-1
1920	9-2	1977	13-3
1921	9-4	1978	9-7
1922	7-4	1979	10-4
1923	6-4	1980	18-3
1924	12-3	1981	11-3
1925	6-0	1982	15-2
1926	5-4	1983	14-3
1927	9-1	1984	8-6
1928	4-4	1985	14-5
1929	7-5	1986	14-1
1930	9-4	1987	13-4
1931	5-5	1988	14-5
1932	4-6	1989	12-5
1933	8-3	1990	15-4
1934	8-8	1991	14-3
1935	10-6	1992	10-10
1936	4-12	1993	15-3
1937	4-7	1994	16-4
1938	14-1	1995	15-5
1939	12-4	1996	13-3
1940	12-3	1997	16-4
1941	10-4	1998	20-4
1942	9-2	1999	6-9
1943	8-3	2000	13-10
1944	World War II	2001	18-7
1945	World War II	2002	18-9
1946	9-6	2003	9-12
1947	12-5	2004	9-11
1948	3-2	2005	26-5
1949	9-2	2006	27-4
1950	6-5	2007	17-7
1951	18-0	2008	14-7
1952	19-5	2009	17-5
1953	5-5	2010	21-11
1954	7-3	2011	23-7
1955	8-1	2012	18-6
1956	8-7	2013	27-5
1957	10-5	2014	24-6
1958	9-6	2015	23-6-1
1959	13-2	2016	17-6
1960	10-0	2017	31-1
1961	13-2	<b>Totals</b>	<b>1,205-487-2</b>
1962	13-2		<b>.712</b>
1963	12-4		

**Most Wins, Single-Season** ..... 31 (2017)  
**Most Losses, Single-Season** ..... 12 (1936, 2003)

**Goss Stadium Firsts**

Post 1999 Renovation

**Game**..... USC 5, Oregon State 2 (3/12/99)  
**Pitch**..... Mark Newell, Oregon State  
**Batter** ..... Seth Davidson, USC  
**Putout**..... Troy Schader, Oregon State  
**Save** ..... Justin Lehr, USC  
**Hit**..... Eric Munson, USC (1st inning single)  
**OSU Hit**..... Corrie Willkie (1st inning double)  
**Home Run** ..... Davidson, USC (7th inning two-run)  
**OSU Home Run** ..... Bryan Ingram (8th inning solo)  
**Win** ..... Barry Zito, USC  
**OSU Win** ..... Mark Newell  
 3/17/99 vs. Portland

areas. The stadium was designed to complement the architecture of the surrounding campus, and to evoke the aura of baseball's historic parks.

The first game after the addition of Goss Stadium to Coleman Field was on March 12, 1999, when defending national champion Southern California topped the Beavers 5-2. The stadium was dedicated on April 17, 1999 as OSU beat California 11-5 before a crowd of 1,246 and a national cable television audience.

The ballpark saw its first night game on April 26, 2002, as the Beavers beat fourth-ranked Stanford 3-1. A set of lights meeting professional Class Triple-A standards was installed that spring thanks to the generosity of longtime OSU boosters Bert and Shirley Babb.

Goss Stadium at Coleman Field has batting cages behind the left-field fence. When conditions call for indoor practice, the Beavers head for OSU's Truax Indoor Practice Facility, which opened in August, 2001. The team's players can also head to the McAlexander Fieldhouse, which was renovated in 2011 to provide the Beavers with two new batting cages that are available year-round. The Fieldhouse is located across a small parking lot beyond left field.

The addition of Goss Stadium to Coleman Field ended years of speculation over whether the Beavers would be able to remain playing baseball at their longtime home.

As Oregon State expanded, land near the center of campus became scarce and the school's master plan called for the site to eventually be turned over to academic uses.

In 1961, The Oregonian newspaper noted: "In the not-too-distant future, Oregon State baseball hopefuls won't have railroad tracks as a long-distance batting target. Coleman Field will eventually hold no basepaths, only buildings in this era of construction for higher education. Already one classroom building for this site is beyond the drawing board stage."

For over 30 years, that possibility prevented any major improvements to Coleman Field. Long-term plans for the OSU campus called for moving the baseball field southeast of the intersection of Western Boulevard and 26th Street.

In 1996, the baseball program explored building a press box and storage/concession building at Coleman Field. The possibility of building a stadium was also looked into, and that gradually became the goal of the baseball program and many Beaver boosters.

The generous donation from the Goss family was the key to a private fundraising effort in the late 1990s. The ballpark's name was amended to Goss Stadium at Coleman Field in their honor in 1999.

**DID YOU KNOW?**

*Oregon State's Postseason Games At Goss Stadium*

Year	Opponent	Result	Year	Opponent	Result
1952	* Fresno State	W, 2-1	2013	** Kansas State	W, 4-3
1952	* Fresno State	W, 8-4	2014	* North Dakota State	W, 2-1
1963	* USC	L, 5-6	2014	* UC Irvine	L, 2-14
1963	* USC	W, 8-6	2014	* UNLV	W, 6-1
1963	* USC	L, 5-7	2014	* UC Irvine	W, 4-0
2005	* Ohio State	W, 4-3	2014	* UC Irvine	L, 2-4
2005	* St. John's	W, 11-1	2017	* Holy Cross	W, 8-2
2005	* St. John's	W, 19-3	2017	* Yale	W, 11-0
2005	** USC	W, 10-4	2017	* Yale	W, 8-1
2005	** USC	L, 8-9	2017	** Vanderbilt	W, 8-4
2005	** USC	W, 10-8	2017	** Vanderbilt	W, 9-2
2006	* Wright State	W, 5-3			
2006	* Kansas	W, 11-3			
2006	* Hawai'i	W, 12-3			
2006	** Stanford	W, 4-3			
2006	** Stanford	W, 15-0			
2007	** Michigan	W, 1-0			
2007	** Michigan	W, 8-2			
2011	* UALR	W, 7-4			
2011	* Creighton	W, 5-1			
2011	* Georgia	W, 6-4			
2013	* UTSA	W, 5-4			
2013	* UC Santa Barbara	W, 3-2			
2013	* Texas A&M	W, 6-1			
2013	** Kansas State	L, 2-6			
2013	** Kansas State	W, 12-4			

\* Indicates Regional game  
 \*\* Indicates Super Regional game

**Oregon State Postseason Results At Goss At A Glance**

**Overall:** 31-6 (.838)  
**Regional Overall:** 21-4 (.840)  
**Super Regional Overall:** 10-2 (.833)

**Goss Stadium Facts & Figures**

*Stadium superlatives since the ballpark was renovated in 1999*

**Superlatives**

**Miscellaneous**

Most Games Won, Season	31 (2017)
Longest Winning Streak, Season	12 games (2006)
Longest Losing Streak, Season	7 games (1999)
Highest Attendance, Season	101,090 (2017)
Highest Average Attendance, Season	3,261 (2017)
Longest Game, Time	6:23, vs. UCLA [16 inn.] (4/10/10)
Shortest Game, Time (9 inn.)	1:44, vs. Washington State (3/21/15)
Longest Game, Innings	16, vs. UCLA (4/10/10) 16, vs. Utah (4/8/17)

**Batting**

Most Runs, Season	244 (2006)
Most Runs, Game, Combined	40, vs. Washington (5/1/04)
Most Runs, Game, OSU	25, vs. Grambling State (2/28/15)
Most Runs, Game, Opponent	26, vs. Washington (5/1/04)
Most Hits, Season	329 (2005)
Most Hits, Game, Combined	41, vs. Washington (5/1/04)
Most Hits, Game, OSU	22, vs. St. John's, (6/5/05)
Most Hits, Game, Opponent	24, vs. Washington (5/1/04)
Most Doubles, Season	70 (2010)
Most Doubles, Game, Combined	9-4x, last vs. UCLA (4/10/10)
Most Doubles, Game, OSU	8, vs. Hartford (3/5/11)
Most Doubles, Game, Opponent	7, vs. Stanford (4/28/02)
Most Triples, Season	13 (2002)
Most Triples, Game, Combined	4, vs. Portland (4/6/10)
Most Triples, Game, OSU	3-2x, last vs. Portland (4/6/10)
Most Triples, Game, Opponent	2-3x, last vs. Arizona (5/28/10)
Most Home Runs, Season	30 (2002)
Most Home Runs, Game, Combined	9, vs. California (3/30/03)
Most Home Runs, Game, OSU	7, vs. Washington (3/7/01)
Most Home Runs, Game, Opponent	5-4x, last vs. Stanford (4/14/04)
Most Stolen Bases, Season	54 (2005)
Most Stolen Bases, Game, Combined	8-2x, last: vs. Hartford (3/6/11)
Most Stolen Bases, Game, OSU	8, vs. Hartford (3/6/11)
Most Stolen Bases, Game, Opponent	5, vs. Arizona State (5/12/03)
Most Walks, Season	178 (2017)
Most Walks, Game, Combined	18, vs. Arizona State (3/24/13)
Most Walks, Game, OSU	13, vs. Wright State (3/2/14)
Most Walks, Game, Opponent	10-3x, last vs. Oklahoma (3/11/12)

**Pitching**

Most Shutouts, Season	10 (2014)
Most Saves, Season	11 (2005, 2006)
Fewest Hits Allowed, Season	155 (2009)
Fewest Runs Allowed, Season	64 (2014)
Most Strikeouts, Season	273 (2017)
Most Strikeouts, Game, Combined	32, vs. UCLA (4/10/10)
Most Strikeouts, Game, OSU	16, vs. Arizona (5/29/10)
Most Strikeouts, Game, Opponent	18-2x, last vs. UCLA (4/10/10)

**Fielding**

Most Errors, Season	39 (2001)
Fewest Errors, Season	13 (2007)
Most Errors, Game, Combined	13, vs. Portland (4/25/06)
Most Errors, Game, OSU	9, vs. Portland (4/25/06)
Most Errors, Game, Opponent	8, vs. USC (6/11/05)
Most Double Plays, Season	32 (2015)
Most Double Plays, Game, OSU	4-3x, last vs. Fresno State (3/8/15)
Most Double Plays, Game, Opponent	4-3x, last: vs. Ark.-PB (4/15/12)

**Oregon State Individual Game**

Most Runs Scored	4-11x, last by KJ Harrison vs. Grambling St. (2/28/15)
Most Hits	5-4x, last by Tyler Graham vs. Stanford (6/11/06)
Most Doubles	3-4x, last by Cole Gillespie vs. Kansas (6/3/06)
Most Triples	2-2x, last: KJ Harrison vs. Central Arkansas (4/8/16)
Most Home Runs	2-12x, last by Michael Conforto vs. UCLA (5/11/14)
Most Stolen Bases	3, Eric Stark vs. Portland (4/25/00)
Most Walks	5, Jake Rodriguez vs. Bryant (3/3/13)
Most Strikeouts Thrown	14-2x, last by Andrew Moore vs. North Dakota State (5/30/14)
Most Runs Allowed	10-2x, last by Ben Rowe vs. Arizona (3/28/02)
Most Errors	3-2x, last by Darwin Barney vs. Arizona State (5/20/07)

**Top Attendance Marks**

Date	Opponent	Crowd
1. 6/9/17	Vanderbilt ^^	3,737
2. 6/10/17	Vanderbilt ^^	3,734
3. 5/20/17	Washington State	3,654
4. 5/21/17	Washington State	3,629
5. 5/26/17	Abilene Christian	3,605
6. 6/9/13	Kansas State ^^	3,602
7. 5/6/17	California	3,593
8. 5/19/17	Washington State	3,583
9. 6/8/13	Kansas State ^^	3,574
10. 6/10/13	Kansas State ^^	3,564
11. 5/27/17	Abilene Christian	3,563
12. 5/7/17	California	3,553
13. 5/28/17	Abilene Christian	3,547
14. 6/1/13	UC Santa Barbara ^	3,535
15. 6/2/17	Holy Cross ^	3,508
16. 6/3/17	Yale ^	3,473
17. 6/4/17	Yale ^	3,456
18. 6/2/14	UC Irvine ^	3,435

Date	Opponent	Crowd
19. 5/25/17	Abilene Christian	3,432
20. 5/5/17	California	3,423
21. 5/31/14	UC Irvine ^	3,422
22. 4/29/17	USC	3,420
23. 5/25/13	Washington State	3,417
24. 5/30/14	North Dakota St. ^	3,408
25. 6/1/14	UC Irvine ^	3,386
26. 6/1/14	UNLV ^	3,372
27. 5/24/15	California	3,368
28. 4/28/17	USC	3,367
29. 6/2/13	Texas A&M ^	3,362
30. 5/23/15	California	3,358

^ indicates NCAA Regional game  
 ^^ indicates NCAA Super Regional game

**Average Attendance**

Year	Dates	Total	Average
1. 2017	31	101,090	3,261
2. 2016	23	67,562	2,937
3. 2014	28	82,085	2,931
4. 2015	28	80,054	2,859
5. 2013	31	82,985	2,676
6. 2011	30	68,558	2,285
7. 2009	22	48,805	2,218
8. 2010	31	64,792	2,090
9. 2007	23	46,127	2,005
10. 2008	21	39,898	1,899
11. 2012	24	44,327	1,846
12. 2006	30	49,285	1,642
13. 2005	28	41,577	1,484
14. 2004	19	21,707	1,142
15. 2002	26	20,791	799
16. 1999	15	10,085	672
<b>Totals</b>	<b>475</b>	<b>908,926</b>	<b>1,913</b>

**2006 & 2007 NATIONAL CHAMPIONS • 2013, 2014, 2017 PAC-12 CHAMPIONS**

**6 College World Series Appearances:** 1952, 2005, 2006, 2007, 2013, 2017 | **6 NCAA Super Regional Appearances:** 2005, 2006, 2007, 2011, 2013, 2017

**17 NCAA Regional Appearances:** 1952, 1962, 1963, 1983, 1985, 1986, 2005, 2006, 2007, 2009, 2010, 2011, 2012, 2013, 2014, 2015, 2017

No.	Pitchers	Pos.	B/T	Yr.	Ht.	Wt.	Birthdate	Hometown (Previous School)
23	Abel, Kevin	RHP	R/R	Fr.	6'1"	180	2/19/99	San Diego, Calif. (Madison)
40	Attalah, Michael	RHP	R/R	Fr.	6'3"	185	10/14/98	Redmond, Wash. (Cedar Park Christian)
31	Britton, Jordan	LHP	L/L	Jr.	6'3"	207	10/8/96	Caldwell, Idaho (Caldwell)
24	Burns, Nathan	RHP	R/R	Fr.	6'1"	175	6/1/99	West Bend, Wis. (West Bend West)
34	Chamberlain, Christian	LHP/OF	L/L	Fr.	5'10"	165	7/20/99	Reno, Nev. (Reno)
19	Donovan, Dakota	RHP	R/R	RFr.	6'5"	227	6/25/97	Washington, Utah (Pine View)
38	Eisert, Brandon	LHP	L/L	So.	6'2"	206	1/18/98	Beaverton, Ore. (Aloha)
26	Fehmel, Bryce	RHP	R/R	Jr.	6'1"	200	12/16/96	Agoura Hills, Calif. (Agoura Hills)
22	Gambrell, Grant	RHP	L/R	So.	6'4"	225	11/21/97	Clovis, Calif. (Buchanan)
48	Hatley, Logan	LHP	L/L	Jr.	6'6"	210	9/9/96	Dallas, Ore. (Dallas/Linn-Benton CC)
15	Heimlich, Luke	LHP	L/L	Sr.	6'1"	197	2/3/96	Puyallup, Wash. (Puyallup)
37	Mulholland, Jake	LHP	L/L	So.	6'2"	205	3/4/97	Snohomish, Wash. (Snohomish)
49	Pearce, Dylan	RHP	L/R	Jr.	5'9"	165	5/1/97	Central Point, Ore. (Crater/Southwestern Oregon CC)
12	Tweedt, Sam	RHP	R/R	RJr.	6'3"	215	10/23/95	Salem, Ore. (South Salem)
32	Verburg, Mitchell	RHP	R/R	So.	6'3"	204	1/28/98	Lake Oswego, Ore. (Lake Oswego)
45	Warren, Cade	RHP	R/R	RFr.	6'0"	165	3/2/98	Miles City, Mont. (Custer County District)

No.	Catchers	Pos.	B/T	Yr.	Ht.	Wt.	Birthdate	Hometown (Previous School)
17	Claunch, Troy	C	R/R	Fr.	5'11"	190	9/1/98	Vacaville, Calif. (Vacaville)
47	Mambaje, Jordan	C	R/R	Fr.	5'8"	223	3/27/98	Boring, Ore. (Clackamas)
35	Rutschman, Adley	C/IF	S/R	So.	6'2"	216	2/6/98	Sherwood, Ore. (Sherwood)
30	Zalesky, Zack	C/IF	L/R	RFr.	5'10"	195	5/8/98	Corvallis, Ore. (Corvallis)

No.	Infielders	Pos.	B/T	Yr.	Ht.	Wt.	Birthdate	Hometown (Previous School)
9	Armstrong, Andy	IF	R/R	So.	5'9"	175	5/9/97	Salem, Ore. (West Salem)
51	Busalacchi, Zach	IF	R/R	Fr.	6'3"	275	8/5/98	Anaheim, Calif. (Orange Lutheran)
20	Clayton, Zach	IF/OF	R/R	Fr.	6'2"	215	3/11/99	Oconomowoc, Wis. (Oconomowoc)
2	Grenier, Cadyn	IF	R/R	Jr.	5'11"	188	10/31/96	Henderson, Nev. (Bishop Gorman)
10	Gretler, Michael	IF/C	R/R	Sr.	6'2"	185	1/1/96	Bonney Lake, Wash. (Bonney Lake)
3	Madrigal, Nick	IF	R/R	Jr.	5'8"	165	3/5/97	Elk Grove, Calif. (Elk Grove)
7	Malone, Tyler	IF	L/R	So.	5'11"	180	11/4/97	Roseville, Calif. (Woodcreek)
44	McGarry, Alex	IF/OF	L/L	So.	6'2"	200	5/11/98	Vancouver, Wash. (Columbia River/Tacoma CC)
1	McMahan, Kyle	IF	R/R	Fr.	5'10"	165	12/17/98	Seattle, Wash. (Lynnwood)
13	Mendazona, George	IF	L/R	So.	6'0"	180	8/31/97	Redmond, Ore. (Ridgeview)
18	Ober, Ryan	IF	R/R	Fr.	5'11"	180	4/13/98	Snohomish, Wash. (Glacier Park)
16	Taylor, Zak	IF/C	R/R	Jr.	6'2"	205	9/6/96	Sherwood, Ore. (Sherwood)

No.	Outfielders	Pos.	B/T	Yr.	Ht.	Wt.	Birthdate	Hometown (Previous School)
29	Anderson, Jack	OF	L/R	RSr.	6'2"	207	6/8/94	Lake Oswego, Ore. (Lake Oswego)
6	Casey, Joe	OF	L/L	RFr.	6'0"	175	12/3/97	Corvallis, Ore. (Crescent Valley)
46	Foster, Darius	OF	L/R	Fr.	5'11"	175	8/17/99	Atlanta, Ga. (Norcross)
33	Jones, Preston	OF	R/R	So.	5'11"	193	9/23/97	Vancouver, Wash. (Mountain View)
4	Kwan, Steven	OF	L/L	Jr.	5'9"	170	9/5/97	Fremont, Calif. (Washington)
11	Larnach, Trevor	OF	L/R	Jr.	6'4"	210	2/26/97	Pleasant Hill, Calif. (College Park)
28	Nobach, Kyle	OF	R/R	RSr.	5'10"	193	4/24/95	Marysville, Wash. (Marysville/Everett CC)
14	Willy, Elliot	OF	R/R	RFr.	6'1"	190	6/6/97	Bend, Ore. (Bend)

**Coaches And Support Staff**

5 Pat Casey ..... Head Coach (24th year)  
 27 Pat Bailey ..... Associate Head Coach (11th year)  
 8 Andy Jenkins ..... Assistant Coach (7th year)  
 21 Nate Yeskie ..... Assistant Coach (10th year)  
 43 Ryan Gorton ..... Undergraduate Assistant Coach (1st year)  
 36 Ryan Ortiz ..... Undergraduate Assistant Coach (2nd year)  
 50 Bill Rowe ..... Undergraduate Assistant Coach (1st year)  
 Ron Northcutt ..... Director of Operations  
 Tyler Graham ..... Director of Player Development  
 Jake Rodriguez ..... Assistant Coordinator of Camps  
 Chris Anderson ..... Strength & Conditioning Coach  
 Jeremy Ainsworth ..... Athletic Trainer  
 Morgan Pearson ..... Administrative Assistant

Max Anderson ..... Student Manager  
 Brad Brown ..... Student Manager  
 Robert Butkus ..... Student Manager  
 Jared Carr ..... Student Manager  
 Patrick Durbin ..... Student Manager  
 Randy Le ..... Student Manager  
 Eric McLaughlin ..... Student Manager  
 Casey Mitchell ..... Student Manager  
 Zach Padilla ..... Student Manager  
 Mitch Rose ..... Student Manager  
 Steven Taylor ..... Student Manager

**Pronunciation Guide**

Michael **Attalah** .....uh-tall-uh      Sam **Tweedt** ..... Tweet  
 Brandon **Eisert** ..... IE-sert      Mitchell **Verburg** ..... VER-berg  
 Bryce **Fehmel** ..... Fem-UL      Nate **Yeskie** ..... Yes-KEY  
 Cadyn **Grenier** ..... Gren-yur  
 Luke **Heimlich** ..... HIME-lik  
 Kyle **Nobach** ..... No-BACK  
 Adley **Rutschman** ...Rutch-man



**2018 Numerical Roster**

No.	Name	Pos.
1	Kyler McMahan	IF
2	Cadyn Grenier	IF
3	Nick Madrigal	IF
4	Steven Kwan	OF
5	Pat Casey	HC
6	Joe Casey	OF
7	Tyler Malone	IF
8	Andy Jenkins	AC
9	Andy Armstrong	IF
10	Michael Gretler	IF/C
11	Trevor Larnach	OF/IF
12	Sam Tweedt	RHP
13	George Mendazona	IF
14	Elliot Willy	OF
15	Luke Heimlich	LHP
16	Zak Taylor	C/IF
17	Troy Claunch	C
18	Ryan Ober	IF
19	Dakota Donovan	RHP
20	Zach Clayton	IF
21	Nate Yeskie	AC
22	Grant Gambrell	RHP
23	Kevin Abel	RHP
24	Nathan Burns	RHP
26	Bryce Fehmel	RHP
27	Pat Bailey	AHC
28	Kyle Nobach	OF
29	Jack Anderson	OF
30	Zack Zalesky	C
31	Jordan Britton	LHP
32	Mitchell Verburg	RHP
33	Preston Jones	OF
34	Christian Chamberlain	LHP/OF
35	Adley Rutschman	C/IF
36	Ryan Ortiz	UAC
37	Brandon Eisert	LHP
38	Jake Mulholland	LHP
40	Michael Attalah	RHP
43	Ryan Gorton	UAC
44	Alex McGarry	OF/IF
45	Cade Warren	RHP
46	Darius Foster	OF
47	Jordan Mambaje	C
48	Logan Hatley	LHP
49	Dylan Pearce	RHP
50	Bill Rowe	UAC
51	Zach Busalacchi	IF

**2018 Roster Breakdown**

**By State/Country/Hometown**

<b>California</b>	<b>9</b>
Agoura Hills	Bryce Fehmel
Anaheim	Zach Busalacchi
Clovis	Grant Gambrell
Elk Grove	Nick Madrigal
Fremont	Steven Kwan
Pleasant Hill	Trevor Larnach
Roseville	Tyler Malone
San Diego	Kevin Abel
Vacaville	Troy Claunch
<b>Georgia</b>	<b>1</b>
Atlanta	Darius Foster
<b>Idaho</b>	<b>1</b>
Caldwell	Jordan Britton
<b>Montana</b>	<b>1</b>
Rosebud	Cade Warren
<b>Nevada</b>	<b>2</b>
Henderson	Cadyn Grenier
Reno	Christian Chamberlain
<b>Oregon</b>	<b>14</b>
Beaverton	Brandon Eisert
Bend	Elliot Willy
Boring	Jordan Mambaje
Central Point	Dylan Pearce
Corvallis	Joe Casey
	Zack Zalesky
Dallas	Logan Hatley
Lake Oswego	Jack Anderson
	Mitchell Verburg
Redmond	George Mendazona
Salem	Andy Armstrong
	Sam Tweedt
Sherwood	Adley Rutschman
	Zak Taylor
<b>Utah</b>	<b>1</b>
Washington	Dakota Donovan
<b>Washington</b>	<b>9</b>
Bonney Lake	Michael Gretler
Marysville	Kyle Nobach
Puyallup	Luke Heimlich
Redmond	Michael Attalah
Seattle	Kyler McMahan
Snohomish	Jake Mulholland
	Ryan Ober
Vancouver	Preston Jones
	Alex McGarry
<b>Wisconsin</b>	<b>2</b>
West Bend	Nathan Burns
Oconomowoc	Zach Clayton

**By Experience**

<b>Three Letters</b>	<b>3</b>
Jack Anderson	Outfielder
Michael Gretler	Infielder
Luke Heimlich	Pitcher
<b>Two Letters</b>	<b>9</b>
Jordan Britton	Pitcher
Bryce Fehmel	Pitcher
Cadyn Grenier	Infielder
Steven Kwan	Outfielder
Trevor Larnach	Outfielder
Nick Madrigal	Infielder
Kyle Nobach	Outfielder
Zak Taylor	Catcher
Sam Tweedt	Pitcher
<b>One Letter</b>	<b>9</b>
Andy Armstrong	Infielder
Brandon Eisert	Pitcher
Grant Gambrell	Pitcher
Preston Jones	Outfielder
Tyler Malone	Infielder
George Mendazona	Infielder
Jake Mulholland	Pitcher
Adley Rutschman	Catcher
Mitchell Verburg	Pitcher
<b>Redshirt</b>	<b>5</b>
Joe Casey	Outfielder
Dakota Donovan	Pitcher
Cade Warren	Pitcher
Elliot Willy	Utility
Zack Zalesky	Utility
<b>Transfer</b>	<b>3</b>
Logan Hatley	Pitcher
Alex McGarry	Outfielder/Infielder
Dylan Peace	Pitcher
<b>High School</b>	<b>11</b>
Kevin Abel	Pitcher
Michael Attalah	Pitcher
Nathan Burns	Pitcher
Zach Busalacchi	Infielder
Christian Chamberlain	Utility
Troy Claunch	Catcher
Zach Clayton	Infielder/Outfielder
Darius Foster	Outfielder
Jordan Mambaje	Catcher
Kyler McMahan	Infielder
Ryan Ober	Infielder
<b>By Class</b>	
<b>Senior</b>	<b>4</b>
Pitchers	1
Position Players	3
<b>Junior</b>	<b>10</b>
Pitchers	5
Position Players	5
<b>Sophomore</b>	<b>10</b>
Pitchers	4
Position Players	6
<b>Freshman</b>	<b>16</b>
Pitchers	6
Position Players	10
<b>Batting</b>	
Right	22
Left	17
Switch	1

**Current Beavers Selected in MLB Draft**

Player	Pos.	Year	Rd.	Team
Kevin Abel	RHP	2017	40	San Diego Padres
Cadyn Grenier	IF	2015	21	St. Louis Cardinals
Michael Gretler	IF	2014	39	Boston Red Sox
Michael Gretler	IF	2017	39	Pittsburgh Pirates
Trevor Larnach	OF	2015	40	San Diego Padres
Nick Madrigal	IF	2015	17	Cleveland Indians
Adley Rutschman	C	2016	40	Seattle Mariners

**2006 & 2007 NATIONAL CHAMPIONS • 2013, 2014, 2017 PAC-12 CHAMPIONS**

**6 College World Series Appearances:** 1952, 2005, 2006, 2007, 2013, 2017 | **6 NCAA Super Regional Appearances:** 2005, 2006, 2007, 2011, 2013, 2017

**17 NCAA Regional Appearances:** 1952, 1962, 1963, 1983, 1985, 1986, 2005, 2006, 2007, 2009, 2010, 2011, 2012, 2013, 2014, 2015, 2017

# 2018 OREGON STATE BASEBALL

## OREGON STATE SCHEDULE

Twitter.com/BeaverBaseball  
Instagram.com/BeaverBaseball  
Facebook.com/OregonStateBaseball

Date	Day	Opponent	Location	TV	Time (PT)
Feb. 16	Friday	(1) vs. New Mexico	Surprise, Ariz.		12:00 p.m.
Feb. 17	Saturday	(1) vs. Gonzaga	Surprise, Ariz.		12:00 p.m.
Feb. 18	Sunday	(1) vs. Cal Poly	Surprise, Ariz.		12:00 p.m.
Feb. 19	Monday	(1) vs. New Mexico	Surprise, Ariz.		1:00 p.m.
Feb. 22	Thursday	(2) vs. Nebraska	Surprise, Ariz.		12:00 p.m.
Feb. 23	Friday	(2) vs. Ohio State	Surprise, Ariz.		12:00 p.m.
Feb. 24	Saturday	(2) vs. Nebraska	Surprise, Ariz.		3:00 p.m.
Feb. 25	Sunday	(2) vs. Ohio State	Surprise, Ariz.		8:00 a.m.
<b>March 2</b>	<b>Friday</b>	<b>Hartford</b>	<b>Corvallis, Ore.</b>		<b>5:35 p.m.</b>
<b>March 3</b>	<b>Saturday</b>	<b>Hartford</b>	<b>Corvallis, Ore.</b>		<b>1:05 p.m.</b>
<b>March 3</b>	<b>Saturday</b>	<b>Hartford</b>	<b>Corvallis, Ore.</b>		<b>4:05 p.m.</b>
<b>March 4</b>	<b>Sunday</b>	<b>Hartford</b>	<b>Corvallis, Ore.</b>		<b>12:05 p.m.</b>
<b>March 6</b>	<b>Tuesday</b>	<b>Portland</b>	<b>Corvallis, Ore.</b>		<b>5:05 p.m.</b>
<b>March 9</b>	<b>Friday</b>	<b>Cal State Fullerton</b>	<b>Corvallis, Ore.</b>		<b>5:35 p.m.</b>
<b>March 10</b>	<b>Saturday</b>	<b>Cal State Fullerton</b>	<b>Corvallis, Ore.</b>	<b>Pac-12 Network</b>	<b>1:00 p.m.</b>
<b>March 11</b>	<b>Sunday</b>	<b>Cal State Fullerton</b>	<b>Corvallis, Ore.</b>	<b>Pac-12 Network</b>	<b>12:00 p.m.</b>
March 16	Friday	at California *	Berkeley, Calif.		7:05 p.m.
March 17	Saturday	at California *	Berkeley, Calif.		3:05 p.m.
March 18	Sunday	at California *	Berkeley, Calif.		1:05 p.m.
<b>March 23</b>	<b>Friday</b>	<b>Washington *</b>	<b>Corvallis, Ore.</b>	<b>Pac-12 Network</b>	<b>7:00 p.m.</b>
<b>March 24</b>	<b>Saturday</b>	<b>Washington *</b>	<b>Corvallis, Ore.</b>		<b>1:35 p.m.</b>
<b>March 25</b>	<b>Sunday</b>	<b>Washington *</b>	<b>Corvallis, Ore.</b>	<b>Pac-12 Network</b>	<b>3:00 p.m.</b>
March 29	Thursday	at Utah *	Salt Lake City, Utah		5:00 p.m.
March 30	Friday	at Utah *	Salt Lake City, Utah		12:00 p.m.
March 31	Saturday	at Utah *	Salt Lake City, Utah		12:00 p.m.
<b>April 2</b>	<b>Monday</b>	<b>Nevada</b>	<b>Corvallis, Ore.</b>		<b>6:35 p.m.</b>
<b>April 3</b>	<b>Tuesday</b>	<b>Nevada</b>	<b>Corvallis, Ore.</b>		<b>5:35 p.m.</b>
April 6	Friday	at Arizona *	Tucson, Ariz.	Pac-12 Network	7:00 p.m.
April 7	Saturday	at Arizona *	Tucson, Ariz.	Pac-12 Network	7:00 p.m.
April 8	Sunday	at Arizona *	Tucson, Ariz.	Pac-12 Network	1:00 p.m.
April 13	Friday	at Missouri State	Springfield, Mo.		9:00 a.m.
April 13	Friday	at Missouri State	Springfield, Mo.		1:00 p.m.
April 14	Saturday	at Missouri State	Springfield, Mo.		4:30 p.m.
<b>April 19</b>	<b>Thursday</b>	<b>Oregon *</b>	<b>Corvallis, Ore.</b>	<b>Pac-12 Network</b>	<b>6:00 p.m.</b>
<b>April 20</b>	<b>Friday</b>	<b>Oregon *</b>	<b>Corvallis, Ore.</b>	<b>Pac-12 Network</b>	<b>4:00 p.m.</b>
<b>April 21</b>	<b>Saturday</b>	<b>Oregon *</b>	<b>Corvallis, Ore.</b>	<b>Pac-12 Network</b>	<b>4:00 p.m.</b>
April 24	Tuesday	at Portland	Hillsboro, Ore.		5:00 p.m.
<b>April 27</b>	<b>Friday</b>	<b>Arizona State *</b>	<b>Corvallis, Ore.</b>		<b>5:35 p.m.</b>
<b>April 28</b>	<b>Saturday</b>	<b>Arizona State *</b>	<b>Corvallis, Ore.</b>		<b>1:35 p.m.</b>
<b>April 29</b>	<b>Sunday</b>	<b>Arizona State *</b>	<b>Corvallis, Ore.</b>		<b>1:05 p.m.</b>
May 1	Tuesday	at Oregon	Eugene, Ore.	Pac-12 Network	5:30 p.m.
May 4	Friday	at Washington State *	Pullman, Wash.		5:00 p.m.
May 5	Saturday	at Washington State *	Pullman, Wash.		5:00 p.m.
May 6	Sunday	at Washington State *	Pullman, Wash.		1:00 p.m.
May 8	Tuesday	at Oregon	Eugene, Ore.	Pac-12 Network	5:30 p.m.
<b>May 11</b>	<b>Friday</b>	<b>Stanford *</b>	<b>Corvallis, Ore.</b>	<b>Pac-12 Network</b>	<b>7:00 p.m.</b>
<b>May 12</b>	<b>Saturday</b>	<b>Stanford *</b>	<b>Corvallis, Ore.</b>	<b>Pac-12 Network</b>	<b>2:00 p.m.</b>
<b>May 13</b>	<b>Sunday</b>	<b>Stanford *</b>	<b>Corvallis, Ore.</b>	<b>Pac-12 Network</b>	<b>12:00 p.m.</b>
<b>May 14</b>	<b>Monday</b>	<b>San Diego</b>	<b>Corvallis, Ore.</b>		<b>5:35 p.m.</b>
<b>May 15</b>	<b>Tuesday</b>	<b>San Diego</b>	<b>Corvallis, Ore.</b>	<b>Pac-12 Network</b>	<b>5:30 p.m.</b>
May 18	Friday	at USC *	Los Angeles, Calif.	Pac-12 Network	7:00 p.m.
May 19	Saturday	at USC *	Los Angeles, Calif.	Pac-12 Network	7:30 p.m.
May 20	Sunday	at USC *	Los Angeles, Calif.	Pac-12 Network	3:00 p.m.
<b>May 24</b>	<b>Thursday</b>	<b>UCLA *</b>	<b>Corvallis, Ore.</b>	<b>Pac-12 Network</b>	<b>4:00 p.m.</b>
<b>May 25</b>	<b>Friday</b>	<b>UCLA *</b>	<b>Corvallis, Ore.</b>	<b>Pac-12 Network</b>	<b>4:00 p.m.</b>
<b>May 26</b>	<b>Saturday</b>	<b>UCLA *</b>	<b>Corvallis, Ore.</b>	<b>ESPNU</b>	<b>2:00 p.m.</b>

Dates and times subject to change

\* - Pac-12 Game

(1) - Sanderson Ford College Baseball Classic; Surprise, Ariz. | (2) - Big Ten-Pac-12 Spring Training College Baseball Challenge; Surprise, Ariz.



## PAT CASEY

Head Coach • 24th Year  
 845-446-5 (Oregon State)  
 1,016-560-6 (30 years)  
 #5  
 George Fox, '90

Pat Casey, considered one of the top coaches in the country, is in his 24th season at the helm of the Oregon State program in 2018.

One of the most influential sports figures in the state of Oregon and the Pacific Northwest, Casey has made Oregon State a national power.

- Oregon State finished the 2017 campaign with a school-record 56 wins. The team went 56-6 overall, and its .903 winning percentage tied for the fourth-best in NCAA Division I history.

- Casey guided Oregon State to its sixth-ever trip to the College World Series, and fifth since 2005.

- Oregon State set a Pac-12 record for the most wins ever in conference play, going 27-3. That surpassed the 1981 record previously held by Arizona State at 26 wins. OSU won the conference by six games, the largest margin in more than 30 years.

- Casey's squad was ranked as the consensus No. 1 team in the nation for 10 consecutive weeks to end the regular season. Oregon State began the year ranked in the top 10 and rose to No. 1 by at least one publication for 12 straight rankings. OSU is the only team to ever be ranked for 10 straight weeks or more in the 58-year history of the Collegiate Baseball rankings.

- He was named the 2017 Pac-12 Coach of the Year and the National Coach of the Year by the National Collegiate Baseball Writers Association (NCBWA).

- Casey became the 16th active coach with 1,000 or more wins at four-year schools when he reached the milestone May 12 at Oregon. Not only did he reach the milestone that night, but the Beavers won their fifth conference crown since 2005.

- Casey is 845-446-5 in his 23 seasons at Oregon State, recording a .654 winning percentage.

- All-time, as a collegiate head coach, Casey's teams have gone 1,016-560-6 (.644). He went 171-114-1 (.600) in seven seasons at Division III George Fox.

- Casey's 845 wins at Oregon State ranks seventh all-time in Pac-12 Conference history.

- Since coming to Oregon State prior to the 1995 season, Casey's teams have advanced to the NCAA postseason 12 times, including a school-record seven straight appearances from 2009-2015.

- The Beavers became just the fifth program in NCAA history to win back-to-back NCAA titles when Oregon State defeated North Carolina in 2006 and 2007.

- In winning the 2006 title, Oregon State became the first "Northern" school to win an NCAA Championship in decades.

- Casey has been honored nationally multiple times, being named the National Coach of the Year in 2006, 2007 and 2017 and the Co-Coach of the Year in 2005.

- He was selected as the Pac-10's Coach of the Year in 2005, 2006 and 2011 and the Pac-12 Coach of the Year in 2013 and 2017.

- Prior to the 2010 season, Casey was named the top collegiate coach of the previous decade by Baseball America. The voting was done by fellow collegiate coaches. Oregon State was named the No. 2 program of the decade, just behind Texas.

- Also in 2010, he and his wife, Susan, were recipients of the



Nell and John Wooden Coaching Achievement Award. The honor goes to a head coach and his spouse for their dedication to success on the field and in making an impact on the lives of their players.

- Oregon State players have been named an All-American a total of 24 times during his tenure, including four in both 2006 and 2017. Michael Conforto became the first Oregon State player to be named an All-American three times when earned the honor in 2012, 2013 and 2014.

- Three other players, Dallas Buck, Jonah Nickerson and Andrew Moore, have been named an All-American in two different seasons.

- Twenty players who competed under Casey have made an appearance at the Major League level, including a school-record 11 during the 2017 season. In 2017, the Beavers had nearly 30 former players compete at the professional level.

- Two former Beavers - Jacoby Ellsbury in 2007 and 2011 and Andrew Susac in 2014 - have won World Series titles. A third former Beaver, Michael Conforto, played in the 2015 series and became one of the youngest players to ever homer in the World Series. A little more than one year prior, Conforto had finished his Oregon State career as one of the top offensive players in school history.

- Oregon State players have been selected by MLB clubs in the draft a total of 110 times. Forty-five of those 110 selections have come

### Pat Casey In Pac-12 History

Active Coaches		
Category	Total	Place
Pac-10/12 titles*	4	1st
National titles	2	1st
Winning Percentage	.654	1st
Wins	845	1st
* Since 1999		
All-Time		
Category	Total	Place
Wins	845	7th
Winning Percentage	.654	14th





in the top nine rounds (41 percent).

- Oregon State players have been named the Pac-10/12's Most Valuable Player six times, the Defensive Player of the Year four times, the Freshman of the Year three times and the Pitcher of the Year twice.

- Casey has guided Oregon State to the College World Series five times - 2005, 2006, 2007, 2013 and 2017. His clubs have gone 15-10 (.600).

- In the postseason, Oregon State is 53-23 (.697) under Casey. His 53 wins represent better than 90 percent of the Beavers' 58 all-time.

- In 2013, the Beavers set a then school-record with 52 victories. Oregon State won its first of two consecutive Pac-12 titles, setting a conference record with 24 victories.

- Oregon State followed the 2013 season with a nearly as impressive 2014 campaign. The 2014 club won 45 games, and claimed the Pac-12 with a 23-7 record. The 47 conference victories in back-to-back seasons are easily a Pac-12 record.

- Since 2005, the first of a school-record 13 consecutive winning seasons, the Beavers have totaled 550 wins, the best mark in the conference. Oregon State has averaged better than 42 wins per season over that stretch, one of just two teams in the league to lay claim to more than 40 a year.

- In conference play, since 2005, the Beavers have won 254 games, or more than 19 per season. That easily leads the conference over that stretch.

- Casey has a winning record against all but two Pac-12 opponents.

- He is the winningest coach in Oregon State Athletics history. Casey surpassed Jack Riley on May 25, 2012 to earn that distinction.

- Oregon State has thrown four no-hitters since the 2007 season, while the rest of the league has totaled just two over that stretch. Drew Rasmussen became the first pitcher in conference history to throw a perfect game in a league game on March 21, 2015 versus Washington State. He was the first pitcher from the conference to throw a perfect game against any opponent in more than 40 years.

- Four years prior, Josh Osich no hit UCLA (April 30, 2011). He was the first pitcher to no hit a fellow conference school in nearly 20 seasons.

- In 2017, Oregon State saw a school-record 16 players named to the Pac-12 All-Academic Team. Jack Anderson, KJ Harrison and Jake Thompson were named to the CoSIDA Academic All-District 8 First Team. Thompson later went on to become the sixth player in school history to be named an Academic All-American.

Casey has not only developed talent on the field and in the classroom, but he's helped make Goss Stadium at Coleman Field into one of the finest ballparks in the nation.

- Prior to the 2017 season, Goss Stadium was named the 10th toughest park to play in for opposing teams. It earned the distinction in a vote by the nation's coaches.

- In 1999, Casey spearheaded the expansion of Goss Stadium from Coleman Field. The stadium saw increased seating, improved locker rooms and a full press box.

- In 2009, Casey again spearheaded a further expansion of Goss Stadium. The stadium saw additional seating added down the first and third base lines, as well as the Omaha Room, the team's classroom and a trophy room, celebrating the program's history.

- In 2015, thanks to a generous donation from Jacoby Ellsbury, the Jacoby Ellsbury Clubhouse was constructed down the third base line. It is considered one of the top clubhouses in the nation.

- The team's players also enjoy the use of the Bert and Shirley Babb Players Lounge, located next to the Jacoby Ellsbury Clubhouse.

A look at the Beavers' five trips to Omaha under Casey.

- The 2017 team set a school-record with 56 wins and its .903 winning percentage tied for the fourth-best mark in NCAA Division I history. The club advanced to Omaha after going 5-0 in the first two rounds of the postseason. The Beavers posted two 23-game win streaks during the season and led the nation with a 1.93 ERA, which also set the school record.

- The 2013 Oregon State team set a school record with 52 victories, advancing to the College World Series after defeating Kansas State in the Corvallis Super Regional. The Beavers finished with a 2.28 earned run average that season, the second-lowest mark nationally.

- The 2007 club went 39-4 in non-conference games, including an incredible 11-1 record in the postseason. Oregon State trailed for just one inning in five games in Omaha. The Beavers won their last four games by at least six runs, the first team in CWS history to win four or more by at least six.

- The 2006 Beavers were the first team to ever face six elimination games. And Oregon State became the first team to win the World Series despite losing two games in Omaha - once before taking 2-of-3 from North Carolina to claim the crown. The 2006 club set what was then a school record with 50 victories.

- The 2005 Oregon State team won its first of two Pac-10 titles with a 19-5 record in league play. OSU won 46 games, a school record at the time. Casey won his first career postseason game that year, a

**Pat Casey's Oregon State  
 Milestone Victories**

No.	Date	Score
1	2/22/95	OSU 4, W. Oregon 3
50	4/28/96	OSU 3, Washington St. 0
100	2/21/98	OSU 8, San Diego 3
150	2/6/00	OSU 16, Kansas St. 2
200	4/20/01	OSU 14, Washington St. 5
250	2/23/03	OSU 4, UCSB 3
300	2/19/05	OSU 8, UC-Davis 0
350	3/5/06	OSU 9, Nevada 1
400	2/18/07	OSU 9, Missouri 2
450	3/24/08	OSU 15, BYU 7
500	5/19/09	OSU 2, Oregon 0
550	3/13/11	OSU 5, VMI 1
600	4/14/12	OSU 12, Arkansas-PB 2
614	5/25/12	OSU 7, Oregon 3
650	4/26/13	OSU 10, USC 4
700	4/26/14	OSU 4, Oregon 2
750	5/16/15	OSU 7, Stanford 5
800	3/9/17	OSU 2, Ball State 0

**Casey By The Numbers**

Category	Number
Home victories	422
Road victories	266
Neutral site victories	157
MLB Draft selections	110
First-Team All-League honorees	80
League Pitchers Of The Week	63
Postseason victories	53
League Players Of The Week	40
All-Region honorees	25
All-Americans	22
Freshman All-Americans	20
Omaha victories	15
League Most Valuable Players	6
League championships	5
No-hitters	4
League Fielders Of The Year	4
League Freshmen Of The Year	3
Academic All-Americans	3
National championships	2
League Pitchers Of The Year	2
Perfect Games	1

**Pat Casey Superlatives**

Category	Number	Year(s)
Season wins	56	2017
Season losses	35	1999
Win streak	23 games	2017 (2x)
Losing streak	7 games	1995, 1999, 2004, 2010
Runs scored	33	1997 (v. Portland)
Runs allowed	26	'04 (v. Washington)

4-3 victory over Ohio State in the Corvallis Regional.

Casey came to OSU after seven seasons at George Fox College, a NAIA school in his hometown of Newberg, Ore. Under Casey, the Bruins went 171-113-1 (.602) overall and were 155-54-1 against NAIA competition;

**Oregon State  
 All-Americans Under  
 Casey**

<b>1997</b>	Mark Newell, RHP
<b>1998</b>	Andrew Checketts, RHP
<b>2001</b>	Scott Nicholson, LHP
<b>2005</b>	Dallas Buck, RHP
	Jacoby Ellsbury, OF
	Jonah Nickerson, RHP
<b>2006</b>	Dallas Buck, RHP
	Cole Gillespie, OF
	Kevin Gunderson, LHP
	Jonah Nickerson, RHP
<b>2007</b>	Mitch Canham, C
<b>2011</b>	Sam Gaviglio, RHP
<b>2012</b>	Michael Conforto, OF
<b>2013</b>	Matt Boyd, LHP
	Michael Conforto, OF
	Andrew Moore, RHP
<b>2014</b>	Michael Conforto, OF
	Jace Fry, LHP
	Ben Wetzler, LHP
<b>2015</b>	Andrew Moore, RHP
	Jeff Hendrix, OF
<b>2016</b>	Bryce Fehmel, RHP
<b>2017</b>	Luke Heimlich, LHP
	Nick Madrigal, IF
	Jake Mulholland, LHP
	Jake Thompson, RHP

they won three District 2 titles, five Metro Valley Conference titles and two Cascade Conference titles.

During his time at George Fox, Casey was named Coach of the Year three times in District 2, four times in the Metro Valley Conference and twice in the Cascade Conference.

Casey earned his bachelor's degree in Interdisciplinary Studies from George Fox in 1990. He played for the University of Portland from 1978-80 and was a first-team All-NorPac Conference outfielder his final two seasons. He was a second-team All-Region selection in 1980. He also lettered in basketball one season.

After being drafted in the 10th round by the San Diego Padres in 1980, Casey played seven professional seasons. He reached Class AAA with the Calgary Cannons in 1985-86 and the Portland Beavers in 1987.

After concluding his professional playing career, Casey took over George Fox's baseball program; while coaching the baseball team, he also played basketball for the Bruins while completing his degree.

Casey, 57, was born in McMinnville, Ore. He graduated in 1977 from Newberg High, where he starred in football, basketball and baseball.

He and his wife, Susan, have four children - Jonathan (30), Brett (29), Ellie (25) and Joseph (19).

**The File On Pat Casey**

**George Fox College**

YEAR	POSITION	W-L-T	PCT.
1988	Head coach	15-14-0	.517
1989	Head coach	22-14-0	.611
1990	Head coach	24-17-0	.585
1991	Head coach	24-21-0	.530
1992	Head coach	29-18-0	.617
1993	Head coach	26-16-1	.616
1994	Head coach	31-13-0	.721
<b>Totals</b>	<b>7 Seasons</b>	<b>171-113-1</b>	<b>.602</b>

**Oregon State University**

YEAR	POSITION	W-L-T	PCT.
1995	Head coach	25-24-1	.510
1996	Head coach	32-16-1	.663
1997	Head coach	38-12-1	.755
1998	Head coach	35-14-1	.710
1999	Head coach	19-35-0	.352
2000	Head coach	28-27-0	.509
2001	Head coach	31-24-0	.564
2002	Head coach	31-23-0	.574
2003	Head coach	25-28-0	.472
2004	Head coach	31-22-0	.585
2005	Head coach	46-12-0	.793
	Pac-10 Champions, College World Series		
2006	Head coach	50-16-0	.758
	Pac-10 Champions, National Champions		
2007	Head coach	49-18-0	.731
	National Champions		
2008	Head Coach	28-24-0	.538
2009	Head Coach	37-19-0	.661
2010	Head Coach	32-23-0	.581
2011	Head Coach	41-19-0	.691
2012	Head Coach	40-20-0	.667
2013	Head Coach	52-13-0	.800
	Pac-12 Champions		
2014	Head Coach	45-14-0	.763
	Pac-12 Champions		
2015	Head Coach	39-18-1	.681
2016	Head Coach	35-19-0	.648
2017	Head Coach	56-6-0	.903
	Pac-12 Champions		
<b>Totals</b>	<b>23 Seasons</b>	<b>845-446-5</b>	<b>.654</b>
<b>Career</b>	<b>30 Seasons</b>	<b>1016-560-6</b>	<b>.644</b>

**2017 National Coach of the Year:** National Collegiate Baseball Writers Association (NCBWA)

**2017 Pac-12 Conference Coach of the Year:** Voted by Pac-12 coaches

**2013 Pac-12 Conference Coach of the Year:** Voted by Pac-12 coaches

**2011 Pac-10 Conference Coach of the Year:** Voted by Pacific-10 coaches

**2007 National Coach of the Year:** Collegiate Baseball Newspaper, American Baseball Coaches Association

**2006 National Coach of the Year:** American Baseball Coaches Association, Baseball America magazine, Collegiate Baseball Newspaper

**2005 National Co-Coach of the Year:** College Baseball Foundation

**2006 West Region Coach of the Year:** American Baseball Coaches Association

**2005 West Region Coach of the Year:** American Baseball Coaches Association

**2006 Pacific-10 Conference Coach of the Year:** Voted by Pacific-10 coaches

**2005 Pacific-10 Conference Coach of the Year:** Voted by Pacific-10 coaches

**1997 Pacific-10 Conference Northern Division Coach of the Year:** Voted by Pacific-10 coaches

**2005 Slats Gill Sportsman of the Year:** State of Oregon Sports Awards

**Playing Career**

**Collegiate:** University of Portland (1978-80)  
 First-Team All-Nor-Pac (1979, 80)  
 Second-Team All-Region (1980)

**Professional:** Drafted in 10th round of 1980 MLB Draft by San Diego



**Players Who Improved Draft Selections  
During Pat Casey's Tenure**

Year	Player	Pos.	Prev. Sel.	Year	Final
1995	Kevin Hooker	RHP/2B	ND	-	31st
1996	David Schmidt	C	37th	1995	8th
	Chris Wakeland	OF	ND	-	15th
	Eric Lovinger	RHP	ND	-	41st
1997	Joe Messman	RHP	ND	-	7th
	Tyler Swinburnson	RHP	ND	-	16th
1998	Chris Pine	RHP	7th	1995	5th
	Brody Percell	LHP	ND	-	7th
	Andrew Checketts	RHP	ND	-	21st
	Matt Bailie	1B/RHP	ND	-	22nd
1999	B.R. Cook	RHP	ND	-	3rd
	Troy Schader	SS	ND	-	21st
2000	Joe Gerber	1B	ND	-	24th
2001	Scott Nicholson	LHP	15th	2000	8th
	Bryan Ingram	C	ND	-	12th
	Josh Carter	OF	36th	1998	14th
2002	Mark McLemore	LHP	ND	-	4th
	Brian Barden	3B	ND	-	6th
2003	Seth Pietsch	OF	ND	-	8th
	Levi Webber	OF	44th	2000	25th
2004	Andy Baldwin	RHP	ND	-	5th
	Jake Postlewait	LHP	ND	-	7th
	Kyle Aselton	LHP	29th	2001	11th
	Jared Sanders	RHP	42nd	2002	14th
	Aaron Mathews	OF	ND	-	19th
	Nathan Pendley	LHP	50th	2001	19th
2005	Jacoby Ellsbury	OF	23rd	2002	1st
	Andy Jenkins	1B	ND	-	11th
	Nate Fogle	RHP	ND	-	11th
2006	Dallas Buck	RHP	19th	2003	3rd
	Cole Gillespie	OF	ND	-	3rd
	Kevin Gunderson	LHP	ND	-	5th
	Jonah Nickerson	RHP	ND	-	7th
	Chris Kunda	2B	ND	-	19th
	Shea McFeely	3B	ND	-	28th
	Jon Koller	RHP	ND	-	48th
2007	Eddie Kunz	RHP	ND	-	1st
	Mitch Canham	C	41st	2006	1st
	Darwin Barney	SS	ND	-	4th
	Daniel Turpen	RHP	ND	-	8th
	Joe Paterson	LHP	ND	-	10th
	Anton Maxwell	LHP	ND	-	31st
2008	Lonnie Lechelt	IF	ND	-	21st
	Chris Hopkins	OF	44th	2007	24th
	Jordan Lennerton	1B	50th	2004	33rd
	Daniel Robertson	OF	ND	-	33rd
	Jason Ogata	IF	ND	-	38th
2009	Ryan Ortiz	C	ND	-	6th
	Jorge Reyes	RHP	ND	-	17th
	Joey Wong	SS	46th	2006	24th
2010	Tyler Waldron	RHP	32nd	2007	5th
	Greg Peavey	RHP	32nd	2009	6th
	Kraig Sitton	LHP	17th	2009	7th
	Tanner Robles	LHP	14th	2007	9th
	Kevin Rhoderick	RHP	18th	2007	9th
	Stefen Romero	3B	ND	-	12th
	Adalberto Santos	OF	35th	2009	22nd
2011	Andrew Susac	C	16th	2009	2nd
	Sam Gaviglio	RHP	40th	2008	5th
	Josh Osich	LHP	ND	-	6th
	Brian Stamps	OF	ND	-	24th
	Parker Berberet	C	ND	-	25th
	James Nygren	RHP	ND	-	33rd
2012	Ryan Dunn	3B	ND	-	17th
	Ryan Gorton	C	ND	-	31st
2013	Matt Boyd	LHP	13th	2012	6th
	Tyler Smith	SS	ND	-	8th
	Danny Hayes	1B	ND	-	13th
	Dan Child	RHP	48th	2010	18th

Year	Player	Pos.	Prev. Sel.	Year	Final
2014	Michael Conforto	OF	ND	-	1st
	Dylan Davis	OF	ND	-	3rd
	Jace Fry	LHP	9th	2011	3rd
	Scott Schultz	RHP	17th	2013	10th
	Andy Peterson	2B	ND	-	27th
	Kavin Keyes	IF	ND	-	39th
2015	Andrew Moore	RHP	ND	-	2nd
	Jeff Hendrix	OF	39th	2014	4th
	Gabe Clark	IF	ND	-	26th
2016	Logan Ice	C	ND	-	2nd
	Travis Eckert	RHP	20th	2015	7th
	Trever Morrison	SS	36th	2013	12th
	John Pomeroy	RHP	ND	-	13th
	Caleb Hamilton	IF	38th	2013	23rd
2017	KJ Harrison	1B/C	25th	2014	3rd
	Jake Thompson	RHP	34th	2013	4th
	Max Engelbrekt	LHP	ND	-	40th

**Oregon State's MLB Players Under Casey**

Player	Pos.	At OSU	MLB Team(s)
Brian Barden	IF	2000-02	Arizona, St. Louis, Florida
Darwin Barney	IF	2005-07	Chicago Cubs, LA Dodgers, Toronto
Matt Boyd	LHP	2010-13	Toronto, Detroit
Michael Conforto	OF	2012-14	New York Mets
Mike Ekstrom	RHP	2002-03	San Diego, Tampa Bay, Colorado
Jacoby Ellsbury	OF	2003-05	Boston, NY Yankees
Sam Gaviglio	RHP	2009-11	Seattle
Cole Gillespie	OF	2004-06	Arizona, San Francisco, Chicago Cubs, Seattle, Toronto, Miami
Tyler Graham	OF	2003-06	Arizona
Eddie Kunz	RHP	2005-07	New York Mets
Mark McLemore	LHP	2000-02	Houston
Andrew Moore	RHP	2013-15	Seattle
Josh Osich	LHP	2008-11	San Francisco
Joe Paterson	LHP	2006-07	Arizona
Daniel Robertson	OF	2008	Texas, L.A. Angels, Seattle
Stefen Romero	OF	2009-10	Seattle
Tyler Smith	IF	2010-13	Seattle
Mike Stutes	RHP	2006-08	Philadelphia
Andrew Susac	C	2010-11	San Francisco, Milwaukee
Chris Wakeland	OF	1995-96	Detroit





**Casey All-Time vs. Opponents**

Opponent	W	L	T	Opponent	W	L	T
Abilene Christian	4	0		Ohio State	4	2	
Arizona	32	28		Oklahoma	3	2	
Arizona State	30	34		Oklahoma State	3	1	
Arkansas	0	1		Oral Roberts	3	0	
Arkansas-Pine Bluff	1	0		Oregon	28	16	
Ball State	5	0		Pacific (Calif.)	10	2	
Baylor	0	1		Pacific (Ore.)	1	0	
Belmont	1	0		Pepperdine	3	4	
Bryant	4	0		Portland	63	10	
BYU	8	0		Portland State	22	8	
California	37	23		Rice	2	0	
Cal Poly	6	2		Rutgers	2	0	
CS-Fullerton	2	0		Sacramento State	11	3	
CS-Northridge	10	9		San Diego	7	9	
Central Arkansas	3	0		San Diego State	8	4	1
Central Florida	1	0		San Francisco	9	5	
Central Michigan	1	1		San Jose State	5	0	1
Chicago State	1	0		Santa Clara	1	7	
Clemson	1	2		Seattle	4	1	
Concordia	5	0		South Florida	1	0	
Connecticut	1	1		Southern Utah	2	0	
Creighton	3	0		St. John's	2	0	
Dallas Baptist	2	2		St. Louis	2	0	
Duke	2	0		St. Martin's	3	0	
Evansville	3	0		St. Mary's	4	2	
Florida	0	1		Stanford	36	23	
Florida Atlantic	2	2		TCU	0	2	
Fresno State	4	6		Tennessee	3	2	
George Fox	3	0		Texas	1	0	
Georgia	7	1		Texas A&M	5	3	
Gonzaga	20	11		Texas A&M-CC	0	1	
Grambling State	3	0		Texas State	3	0	
Hartford	4	0		Texas Tech	2	1	
Hawai'i	8	6		The Citadel	1	1	
Hawai'i-Hilo	9	0	1	Tulane	0	1	
Holy Cross	1	0		UALR	2	0	
Howard	1	0		UC-Davis	5	1	
Illinois	1	0		UC-Irvine	2	2	
Indiana	5	0		UC-Riverside	9	4	
Kansas	4	0		UC-Santa Barbara	12	5	1
Kansas State	8	4		UCLA	33	26	
Lewis & Clark State	4	1		UNLV	6	0	
Linfield	3	0		USC	27	36	
Long Beach State	3	4		Utah	19	2	1
Louisiana-Monroe	1	0		UT-Arlington	1	0	
Louisville	1	0		UT-Pan American	3	0	
Loyola Marymount	0	2		UT-San Antonio	2	0	
LSU	1	4		Utah Valley	10	3	
Maine	4	0		Vanderbilt	2	3	
Miami (Fla.)	1	1		VCU	0	1	
Miami (Ohio)	1	0		Virginia	2	1	
Michigan	4	0		VMI	2	0	
Michigan State	2	2		Yale	2	0	
Minnesota	4	3		Washington	52	48	
Mississippi State	0	2		Washington State	64	33	
Missouri	2	0		West Virginia	2	0	
Missouri State	3	2		Western Kentucky	1	0	
Nebraska	4	1		Western Oregon	3	1	
Nevada	10	1		Willamette	2	0	
New Mexico	7	4		William & Mary	1	0	
New Mexico State	7	2		Winthrop	2	0	
North Carolina	4	1		Wright State	5	1	
North Dakota State	1	0					
Northern Illinois	7	0					
Northwestern	1	0					

**OSU Game Superlatives Since 1999**

Category	Home	Road	Neutral	Overall
Record	378-134	218-190	139-57	715-382
Pac-10/12 record	155-92	123-124	4-2	282-216
Non-Conference record	203-42	95-65	135-55	233-162
Versus Top 25	57-37	38-68	22-15	117-120
Versus Top 10	26-22	16-31	10-8	52-61
Day	126-102	152-107	111-49	489-258
Night	132-32	66-83	28-8	226-123
vs. Left	98-53	68-55	45-12	211-120
vs. Right	260-81	150-136	94-45	504-262
Oregon St. scores first	241-44	167-76	101-22	509-142
0-2 runs	28-52	8-80	11-19	47-151
3-5 runs	206-50	57-66	33-21	196-137
6-9 runs	124-20	76-38	44-16	245-74
10+ runs	100-12	74-5	51-1	227-18
Opponent scores first	116-90	50-113	38-35	204-238
0-2 runs	189-2	95-6	60-0	344-8
3-5 runs	128-44	81-51	46-16	254-111
6-9 runs	38-48	35-67	26-26	109-141
10+ runs	2-40	7-66	7-15	16-121
1-run games	86-29	37-43	34-17	157-89
2-run games	48-24	35-18	22-11	105-53
5+ runs	154-46	111-80	54-17	311-143
Leading after 6	291-24	174-24	116-5	590-53
Leading after 7	305-19	174-13	113-5	591-38
Leading after 8	312-8	182-9	123-4	616-21
Trailing after 6	26-88	20-152	13-41	59-283
Trailing after 7	17-104	20-155	12-42	49-296
Trailing after 8	8-107	10-168	3-42	21-317
Extra-inning games	19-14	15-11	6-5	40-29
Shutouts	58-11	28-14	17-0	103-25
Out-hit opponent	264-20	177-37	107-12	549-69
Opponent out-hit	64-107	35-140	20-41	119-288
Hits are equal	30-6	7-14	10-4	47-24
Make 0 errors	171-39	74-44	47-12	293-95
Make 1 error	101-37	89-63	45-22	235-122
Make 2+ errors	85-57	55-84	47-23	188-165
Opp. makes 0 errors	113-50	61-72	25-24	199-146
Opp. makes 1 error	124-52	55-65	45-18	222-135
Opp. makes 2+ errors	121-31	103-54	70-15	293-100

**Most Wins - Pac-12**  
 Overall since 2005

Pl.	Team	Wins	Avg.
1.	Oregon St. (11)	550	42
2.	Arizona State (11)	524	40
3.	Arizona (8)	475	37
4.	UCLA (9)	449	35
5.	Stanford (8)	437	34
6.	California (4)	387	30
7.	Washington (2)	386	30
8.	USC (2)	384	30
9.	Washington St. (2)	357	27
10.	Oregon (5)	322	36
11.	Utah* (2)	276	21

**Most Wins - Pac-12**  
 League only since 2005

Pl.	Team	Wins	Avg.
1.	Oregon State	227	18
2.	Arizona State	217	17
3.	UCLA	201	15
4.	Arizona	182	14
	Stanford	182	14
6.	Washington	169	13
7.	California	163	13
8.	USC	145	12
9.	Washington State	140	11
10.	Oregon	129	14
11.	Utah	59	10

\* as member of Mountain West Conf./Pac-12. Postseason appearances in parentheses



## PAT BAILEY

Associate Head Coach • 11th Year  
Outfielders  
#27  
Idaho, '78

Oregon State associate head coach Pat Bailey is in his 11th season with the program in 2018.

Bailey joined the program as an assistant coach prior to the 2008 season, and has helped guide Oregon State to an NCAA postseason berth in seven of his nine seasons.

- The Beavers have averaged 41 wins per season during his tenure, and surpassed 40 five times, including a school-record 56 in 2017.
- Bailey, who oversees the team's outfielders, has seen seven different players named All-Pac-12 First Team, including Michael Conforto, Dylan Davis and Jeff Hendrix, who were all honored at least twice during their careers. Most recently, in 2017, Jack Anderson was named first team while Steven Kwan and Trevor Larnach were named honorable mention.
- Conforto became the first Oregon State player to be named Pac-12 Player of the Year in back-to-back seasons, in 2013 and 2014. In 2012, his first season in Corvallis, Conforto was named the Pac-12's Freshman of the Year.
- Conforto was drafted in the first round of the 2014 MLB Draft and advanced to the New York Mets' MLB roster in his first full season in the pros. He also became one of the youngest players to hit a home run in a World Series game.
- Conforto, along with Hendrix, were named All-America during their tenure at Oregon State. Conforto was the first true freshman in Oregon State history to be named an All-American.
- In 2014, Conforto, Davis and Hendrix were all named to the Pac-12 First Team. No other team had its entire outfield named first team in more than a decade.
- Daniel Robertson played in Bailey's outfield as a senior transfer in 2008. He was drafted in the 33rd round of the draft that season and has since seen action at the MLB level with the Texas Rangers, Seattle Mariners and Los Angeles Angels of Anaheim.

Bailey came to Oregon State prior to the 2008 season after spending 12 seasons at George Fox, winning a Division III national title with the Bruins in 2004.

Bailey compiled a 353-158 record - and is the winningest coach in school history - and earned National Coach of the Year honors after that 2004 national title. He was an eight-time Northwest Conference Coach of the Year honoree.

During Bailey's tenure, the Bruins won or shared eight Northwest Conference titles. George Fox advanced to the NCAA tournament six times and to the NAIA playoffs twice before moving to the NCAA.

Bailey is the winningest baseball coach in the school's history.

In 2004, Bailey's team became the first George Fox squad in any sport to win an NCAA national championship. The Bruins went 40-10 overall, setting a new single-season record for wins and tying the record for best winning percentage at .800.

After tying for the 2004 NWC title, George Fox earned an at-large bid to the NCAA tournament. The Bruins swept through four games at the NCAA West Regional in Orange, Calif., and then posted a 5-1 record at the Division III World Series in Appleton, Wis., beating Eastern Connecticut State 6-3 in the championship game.

Seven of Bailey's George Fox players signed professional contracts, including five members of the national championship team. His players earned 10 All-America honors and four Academic All-America honors.

Bailey earned his business education degree from the University of Idaho in 1978 and his master of education degree in educational administration from Oregon in 1983. Bailey earned two letters in baseball at Idaho and was the team captain.

Bailey graduated in 1974 from Moscow (Idaho) High School, where he played football, basketball and baseball, being named the baseball team's Most Valuable Player.

Bailey and his wife, Susan, have two children: son Alex, who played baseball for George Fox in 2003, and is married to Lucy; and daughter Ann. His daughter, Ann, is married to Collin Schneider and they have two children, Adlai and Evey. They are the owners of the Tried and True Coffee Shop in Corvallis.



### The File On Pat Bailey

#### Coaching Experience

**Oregon State, Assistant/Associate Coach** (2007-pres.)  
**George Fox, Head Coach** (1995-2007)  
**University of Portland, Assistant Coach** (1992)  
**West Linn High School, Head Coach** (1985-1991, 93-95)  
**Willamette High School, Head Coach** (1978-1984)

#### College Education

**Alma Mater:** Idaho, 1978  
**Degree:** Business Education  
**Masters:** Oregon, 1983 (Education)

#### Playing Career

**Collegiate:** Idaho (1977-78)  
North Idaho College (1975-76)

#### Personal

**Hometown:** Moscow, Idaho  
**High School:** Moscow High  
**Wife:** Susan  
**Children:** Alex, Ann

### Outfield Honors Under Bailey

#### All-Pac-10/12

**2008:** Daniel Robertson (HM), John Wallace (HM)  
**2009:** Adalberto Santos (HM)  
**2010:** Adalberto Santos, Rob Folsom (HM)  
**2012:** Michael Conforto (Freshman of the Year)  
**2013:** Michael Conforto (Pac-12 POY), Dylan Davis  
**2014:** Michael Conforto (Pac-12 POY), Dylan Davis, Jeff Hendrix  
**2015:** Jeff Hendrix  
**2016:** Christian Donahue  
**2017:** Jack Anderson, Steven Kwan (HM), Trevor Larnach (HM)

#### All-America

**2012:** Michael Conforto  
**2013:** Michael Conforto  
**2014:** Michael Conforto  
**2015:** Jeff Hendrix



## ANDY JENKINS

Assistant Coach • 6th Year

Infield/Catchers

#8

Oregon State, '12



Former Oregon State infielder Andy Jenkins is in his sixth season on the Oregon State staff as an assistant coach with the Beavers in 2018.

Jenkins played two seasons at Oregon State under head coach Pat Casey, helping guide the Beavers to the 2005 College World Series. He played professional baseball for the Florida Marlins and Texas Rangers organizations before returning to Corvallis as an undergraduate assistant coach in 2012.

- Jenkins, who oversees the team's infield and catchers, saw three of the team's infielders named Pac-12 First Team in 2017 - Nick Madrigal, KJ Harrison and Cadyn Grenier. Madrigal was named the Pac-12 Player of the Year and its Defensive Player of the Year. Madrigal is just the second player in the conference to earn both honors in the same year over the last two decades.

- Two Oregon State players under Jenkins' tutelage - Logan Ice and Nick Madrigal - earned major Pac-12 Conference honors in 2016. Ice was named the Defensive Player of the Year, while Madrigal was named the Freshman of the Year.

- Madrigal's selection gave the Beavers two consecutive Freshman of the Year honors as he joined KJ Harrison, who won it in 2015.

- Ice was named a finalist for the Johnny Bench Award in 2016. The honor is given annually to the nation's top collegiate catcher.

- Ice was charged with just one passed ball in 2016, and threw out nearly 45 percent of basestealers attempting against him.

- Oregon State's catchers have thrown out at least 50 percent of opposing basestealers in four of Jenkins' five seasons as an assistant coach. The Beavers are the only team in the Pac-12 Conference who have accomplished that feat.

- The Beavers have allowed only 108 stolen bases over that stretch, an average of less than 22 per season. They've thrown out 122 - an average of nearly 25 a season - for a 53.8 percentage.

- Oregon State's fielding percentage has been at .972 or better in each of Jenkins' five seasons. The 2014 Beavers finished with a school-record mark of .979, committing just 50 errors in 59 games, and the 2017 Beavers finished at .978.

- Since 2013, the Beavers have also turned 241 double plays, one of the top totals in the Pac-12.

- In the past four seasons, since 2014, OSU has committed just 14 passed balls. Ice, the team's starter for three years during that stretch, was charged with only four.

- Ice, who was a second-round selection by Cleveland in the 2016 MLB Draft, ended his Oregon State career with a .996 fielding percentage and threw out 49-of-101 (48.5 percent) of opposing basestealers.

Jenkins lettered for the Beavers in 2004 and 2005, helping guide the team to its first visit to the College World Series in more than 50 years his junior season.

Jenkins, a native of Salem, Ore., was also the most prolific Beaver offensively during the team's postseason run. He batted .459 - leading the team by more than 100 points - and tallied two home runs, two doubles and 13 RBI while slugging .784.

His .388 average as a senior in 2005 still stands as the ninth-best figure in team history. He also had 56 runs batted in that season, which led the club and stands as the 10th-best mark in a season in school history.

He ended his two-year Oregon State career having played in 98 games, batting .343 with 12 home runs, 15 doubles, 86 RBI and 41 walks while striking out just 44 in more than 340 at bats. His .343 career average is just shy of being in the top 10 for a career at Oregon State.

After his Oregon State career, Jenkins was selected in the 11th round of the 2005 MLB First-Year Player Draft by Florida. He played six seasons in the Minor Leagues with Florida and Texas, reaching the Triple-A level in 2009 and 2010. His six-year career saw him tally 2,341 plate appearances and he batted .268 with 32 home runs, 116 doubles, eight triples and 277 RBI.

Jenkins came to Oregon State after a two-year career at Mt. Hood Community College where he batted .358 as a sophomore, and as a freshman, was named first-team all-league at catcher.

Jenkins graduated from Oregon State with a degree in psychology in 2012. He is a native of Salem, Ore., and married the former Jessica McGee in January 2013. The couple have one daughter, Blakely Drew Jenkins.

### The File On Andy Jenkins

#### Coaching Experience

Oregon State, Assistant Coach (2013-pres.)

Oregon State, Undergrad. Assistant Coach (2012)

#### College Education

Alma Mater: Oregon State, 2012

Degree: Psychology

#### Playing Career

Collegiate: Mt. Hood Community College (2002-03)  
Oregon State (2004-05)

MLB Draft: 11th round of 2005 Draft (Florida Marlins)

Professional: Florida Marlins system (2005-09),

Texas Rangers system (2010)

Jamestown, New York-Penn League (2005)

Greensboro, South Atlantic League (2005-06)

Jupiter, Florida State League (2007)

Carolina, Southern League (2008)

Jacksonville, Southern League (2009)

New Orleans, Pacific Coast League (2009)

Frisco, Texas League (2010)

Oklahoma City, Pacific Coast League (2010)

#### Personal

Hometown: Salem, Ore.

High School: South Salem High

Wife: Jessica

### Infield Honors Under Jenkins

#### All-America

2015: KJ Harrison (Freshman)

2017: Nick Madrigal

#### All-Pac-12

2014: Logan Ice (HM)

2015: KJ Harrison (Freshman of the Year)

2016: Logan Ice (Defensive Player of the Year),

Nick Madrigal (Freshman of the Year), KJ Harrison

2017: Nick Madrigal (Player & Defensive Player of

the Year), Cadyn Grenier, KJ Harrison, Michael

Gretler (HM), Adley Rutschman (HM)





## NATE YESKIE

Assistant Coach • 9th Year

Pitchers

#21

UNLV, '03

Nate Yeskie, the 2017 Assistant Coach of the Year by D1Baseball.com and the Pitching Coach of the Year per Collegiate Baseball, completed his ninth season with the program in 2017.

Yeskie has presided over and guided a pitching staff that has been one of the most dominant in the Pac-12 Conference and nationally since he joined the Oregon State program in 2009.

- Oregon State set a school-record with a 1.93 earned run average in 2017, which also led the nation. The Beavers were also tops nationally in shutouts (14), hits per nine innings (6.27) and WHIP (0.98).
- Nine pitchers have been named All-Americans during his tenure, including eight since the 2013 season. Most recently, in 2017, Luke Heimlich, Jake Thompson and Jake Mulholland were all named All-Americans by at least one publication.
- Oregon State pitchers have been named Freshman All-Americans nine times, including Mulholland and Brandon Eisert in 2017.
- The Beavers have tossed 71 shutouts since 2009, an average of nearly eight per season.
- He was named to the nation's top pitching coach by Collegiate Baseball after the 2013 season. His staff posted a 2.28 ERA and 12 shutouts in helping the Beavers to a school-record 52 wins and a berth in the College World Series.
- Oregon State's pitchers have been drafted a total of 28 times during his tenure, with 16 coming in the top nine rounds.
- Five of those drafted, Matt Boyd, Josh Osich, Jace Fry, Andrew Moore and Sam Gaviglio have pitched at the Major League level in 2017.
- Oregon State has appeared in the postseason in eight of his nine seasons as pitching coach.
- In 2014, Jace Fry threw a no-hitter for the Beavers, one of three under Yeskie. Most recently, in 2015, Drew Rasmussen threw the first perfect game in Oregon State's history, defeating Washington State. In 2010, Osich out-dueled fellow future Major Leaguer Trevor Bauer in a no-hitter at UCLA.
- Oregon State shut out UCLA to end the 2016 season, the first time in school history the Beavers shut out the same team in three consecutive games.
- Four pitchers have pitched for Team USA during his tenure: Moore, Rasmussen, Boyd and Dan Child.

Yeskie served as the pitching coach at his alma mater, UNLV, from 2005 to 2007. During his tenure with the Runnin' Rebels, Yeskie mentored eight players who earned either an All-Conference or All-Tournament Team selection.

Prior to returning to UNLV as a coach, Yeskie spent five seasons in the Minnesota Twins Minor League system, reaching as high as Double-A New Britain. He finished with a 27-24 record and 4.91 earned run average over the five seasons. Yeskie went 11-7 with Fort Wayne of the Midwest League in 1997, recording 111 strikeouts in 165 1/3 innings of work. In 2000, his last season, the La Crosse, Wis., native went 4-1 in 21 appearances.

During his time in professional baseball, Yeskie worked with MLB veterans Bert Blyleven, Mel Stottlemyre, Jr., and former pitching coach Billy Connors, who once held the position of Director of Player Personnel with the New York Yankees.

Yeskie came to the Twins organization after being drafted in the ninth round of the 1996 Major League Baseball First-Year Player Draft. Minnesota selected the right-hander after he finished his UNLV career with a 22-12 mark, including 16 complete games.

A three-year letterwinner, his 147 strikeouts in 1995 still stand as UNLV's single-season record. The mark was also fifth-best nationally that season, and coupled with his nine complete games – which led the Big West Conference – earned him First-Team All-Big West and First-Team All-Region honors.

Yeskie married the former Brittney Belshe, a former Oregon State volleyball player, in January 2012. The couple resides in Corvallis, and have a daughter, AJ.



### The File On Nate Yeskie

#### Coaching Experience

**Oregon State, Assistant Coach** (2009-pres.)  
**UNLV, Assistant Coach** (2005-2007)

#### College Education

**Alma Mater:** UNLV, 2003  
**Degree:** Communications

#### Playing Career

**Collegiate:** UNLV (1994-1996)  
**MLB Draft:** 6th round of 1993 Draft (L.A. Dodgers)  
9th round of 1996 Draft (Minnesota Twins)  
**Professional:** *Minnesota Twins system (1996-2000)*  
Elizabethtown, Appalachian League (1996)  
Fort Wayne, Midwest League (1997)  
Fort Myers, Florida State League (1998)  
New Britain, Eastern League (1998-2000)  
Grand Canyon Rafters, Arizona Fall League ('99)

#### Personal

**Birthplace:** La Crosse, Wis.  
**High School:** Carson (Nev.) High  
**Wife:** Brittney

### Pitching Honors Under Yeskie

#### All-Pac-10/12

**2009:** Sam Gaviglio (HM), Kevin Rhoderick (HM), Tyler Waldron (HM)  
**2010:** Matt Boyd (HM), Greg Peavey (HM), Kevin Rhoderick (HM)  
**2011:** Sam Gaviglio, Tony Bryant, Josh Osich (HM)  
**2012:** Dan Child (HM), Jace Fry (HM), Ben Wetzler (HM)  
**2013:** Matt Boyd, Andrew Moore (Pac-12 FOY), Ben Wetzler, Scott Schultz (HM)  
**2014:** Jace Fry (Pac-12 POY), Ben Wetzler, Scott Schultz (HM)  
**2015:** Andrew Moore, Drew Rasmussen  
**2016:** Bryce Fehmel (HM)  
**2017:** Luke Heimlich (Pitcher of Year), Jake Thompson, Brandon Eisert (HM), Jake Mulholland (HM)

#### All-America

**2009:** Sam Gaviglio (Freshman)  
**2010:** Matt Boyd (Freshman)  
**2011:** Sam Gaviglio  
**2012:** Jace Fry (Freshman)  
**2013:** Andrew Moore (Freshman & Overall), Matt Boyd  
**2014:** Jace Fry, Ben Wetzler  
**2015:** Andrew Moore, Drew Rasmussen (Freshman), Mitch Hickey (Freshman)  
**2016:** Bryce Fehmel (Freshman & Overall)  
**2017:** Luke Heimlich, Jake Thompson, Jake Mulholland (Freshman & Overall), Brandon Eisert (Freshman)



## RON NORTHCUTT

Director of Operations  
13th Year

Ron Northcutt is in his 13th season as Director of Baseball Operations and 16th overall with the Oregon State baseball program. Prior to his tenure as Director of Baseball Operations, Northcutt served as a pitching coach for four seasons.

As Director of Operations, Northcutt plays a large role in the team's travel, camp operations and any day-to-day needs of the Oregon State baseball team.

Northcutt came to Oregon State in 1994 and served as the team's pitching coach through the 1998 season. While overseeing the staff, his pitchers led the Pac-10 North Division in earned run average in 1996 and 1997. While with OSU, Northcutt tutored Mark Newell, who was a third-team All-American selection by Baseball America in 1997, as well as Andrew Checketts, who earned NCBWA All-America second team honors in 1998. From 1995, Northcutt's first season with the Beavers, through 1998, the Beavers saw six pitchers earned All-Pac-10 Northern Division honors.

Additionally, eight pitchers were selected by Major League clubs in the First-Year Player Draft during Northcutt's tenure.

Prior to coming to Corvallis, Northcutt served as an assistant coach under Pat Casey at George Fox. He began his coaching career as a freshman coach and varsity assistant at his alma mater, Newberg High, in Newberg, Ore.

After playing at Newberg, Northcutt went on to play for Clackamas Community College, where he earned all-league honors, and the University of Portland. A native of Los Gatos, Calif., Northcutt and his wife, Linnea, have two sons, Ben, 24, and Jack, 21.



## JAKE RODRIGUEZ

Asst. Coord. of Camps

Jake Rodriguez is in his second year as assistant coordinator of camps after spending two seasons as an undergraduate assistant coach with the Beavers.

Rodriguez played three seasons for OSU, from 2011-13, helping the club to three consecutive postseason appearances, two Super Regional berths and a trip to the 2013 College World Series.



## TYLER GRAHAM

Director of Player Dev.

Tyler Graham, an Oregon State alum and former Major League outfielder, is in his second year as director of player development after two seasons as an undergraduate assistant coach.

Graham, a nine-year veteran in professional baseball, made his MLB debut with the Arizona Diamondbacks in 2012. He played in 10 games for the Diamondbacks that season.

Graham finished his professional career with 267 stolen bases and a .272 average with 22 home runs and 218 runs batted in.

He lettered for Oregon State from 2003-06, and helped guide the Beavers to a national championship his senior season. OSU also won back-to-back Pac-10 titles, in 2005 and 2006.

Graham played in 151 games for the Beavers, and batted .317 with 10 doubles, two triples, one home run and 51 RBI. He also swiped 39 bases, which ranks him tied for ninth in Oregon State history.

Graham, a native of Great Falls, Mont., was selected in the 19th round of the 2006 MLB Draft by the San Francisco Giants after his career at OSU, where he was named all-conference honorable mention in 2005.



## RYAN ORTIZ

Undergraduate Asst.

Former Oregon State backstop Ryan Ortiz returned to Corvallis in 2017 and is in his second season as an undergraduate assistant coach with the Beavers.

Ortiz is back with Oregon State after spending seven seasons in the Oakland Athletics and Cleveland Indians organizations, where he played at the Triple-A level in both 2013 and 2014.

Ortiz, a native of San Pedro, Calif., lettered at Oregon State from 2007-09. With the Beavers, he played in 115 games, starting 103, where he batted .348 with 33 doubles, two triples, 10 home runs and 100 runs batted in. He also amassed 68 walks to 65 strikeouts.

He was an all-Pac-10 selection in both 2008 and 2009 before being selected in the sixth round of the 2009 MLB First-Year Player Draft by the Athletics. Ortiz was the first OSU player taken by Oakland in nearly 30 seasons.

Ortiz came to Oregon State from San Diego's St. Augustine High School. In 2009, he was named a second-team Pac-10 All-Academic selection, a year after being named honorable mention.



## RYAN GORTON

Undergraduate Asst.

Former Oregon State infielder, catcher and pitcher Ryan Gorton is in his first season as an undergraduate assistant coach with the Beavers.

Gorton returns to Corvallis after four seasons in the Oakland Athletics' organization after being selected in the 31st round of the MLB First-Year Player Draft in 2012. He began his professional career as a position player but moved to the mound permanently in 2015. A native of Tigard, Ore., he ended his career with a 2-2 record and 4.59 earned run average in 23 appearances, all of which came in relief.

Gorton lettered at Oregon State from 2009-12, where he saw action in the infield, behind the plate and on the mound. He batted .281 in 61 games, adding five doubles and 21 runs batted in.

He appeared in 46 games on the mound, including six starts, and tallied a 6-3 record with a 4.41 ERA. He threw a total of 87 2/3 innings, striking out 65.

The Tigard High School alum lettered four years in baseball, three in football and two in basketball.



## BILL ROWE

Undergraduate Asst.

Bill Rowe, a member of the 2006 national championship team, is in his first season as an undergraduate assistant coach with the Beavers.

Rowe returns to Corvallis after spending the last decade in the movie and TV business. He spent the past six years working as an On Set Greensman for the show "Grimm" in Portland. He has also served as a baseball advisor for the "Twilight" movie in addition to "Calvin Marshall" where he was also an actor. Rowe was also an On Set Prop Wrangler for the "White Knuckles" music video by the band OK Go. During his career, he has worked with Francis Ford Coppola, Val Kilmer and Steve Zahn, among others.

Rowe, a native of Ashland, Ore., played one season for the Beavers, where he batted .341 with six home runs, 22 doubles and 56 runs batted in. He was selected to the All-College World Series team and batted .419 with four doubles, one home run and 18 RBI over 13 postseason games. The 18 RBI are the most ever by an Oregon State player in a single postseason.

He played one season in the Milwaukee Brewers organization, batting .279 with two home runs and 23 RBI in 2006 for Helena of the Pioneer League.



## DR. EDWARD RAY

University President

15th Year at Oregon State

Queens College, '66

Dr. Edward J. Ray became president of Oregon State University on July 31, 2003.

Under his leadership, OSU has completed and updated a visionary campus-wide strategic plan that has served as the framework for the university's development in profound and historic ways. Annual research awards and contracts have increased substantially and totaled nearly \$309 million in fiscal year 2015, reaching the highest level ever at OSU.

President Ray partnered with the OSU Foundation to launch the university's first comprehensive fundraising campaign. The public phase launched in October 2007 with an initial goal of \$625 million. By the end of the Campaign for OSU on December 31, 2014, its total reached \$1.14 billion, including nearly \$189 million for scholarships and fellowships, 79 newly endowed faculty positions, and funding for key scientific and learning facilities like the Lois Bates Acheson Veterinary Teaching Hospital, the Hallie Ford Center for Healthy Children and Families, The Linus Pauling Science Center, the International Living Learning Center, a renovated Furman Hall for the College of Education, the Graduate Studies Center at the OSU-Cascades Campus and four new cultural centers.

Mindful of OSU's commitment to the people of Oregon, Dr. Ray has overseen the expansion of dual-enrollment agreements to all 17 of the state's community colleges, making it easier for students to complete four-year degrees. He has also taken a leadership role in fostering a more seamless P-20 system, working with area school superintendents, community college leaders and university colleagues to strengthen institutional connections and enhance the student experience. Dr. Ray has also helped to usher in a new era of partnership and cooperation between Oregon's public universities. In Central Oregon, an effort to expand OSU-Cascades by fall 2015 to a robust four-year branch campus of Oregon State has begun, thanks to strong state and community support and financial investment.

In addition to his work at OSU, Dr. Ray's leadership extends to many organizations. He serves on boards of the American Council on Education, the Association of Public Land-grant Universities and the Association of American Colleges and Universities. In recognition of his contributions to higher education, he received the 2013 CASE District VIII Leadership Award.

Dr. Ray was a member of the economics faculty at Ohio State from 1970-2003, serving as economics department chair from 1976 to 1992. He served as associate provost from May 1992 until May 1993, senior vice provost and chief information officer from 1993-1998, and executive vice president and provost from 1998-2003.

His research interests include the history of protectionism in the United States, the determinants of U.S. foreign direct investment and foreign direct investment in the United States, the structure of tariff and non-tariff trade barriers in the United States and abroad, and the adoption of Social Security. His work has been published in *The American Economic Review*, *The Journal of Political Economy*, *The Quarterly Journal of Economics*, *The Review of Economic Studies*, *The Review of Economics and Statistics*, and other leading journals. He has co-authored a principles text, and his book, "U. S. Protectionism and the World Debt Crisis," was published by Quorum Press in 1989.

Dr. Ray received his undergraduate degree in mathematics from Queens College (CUNY) in June 1966, graduating cum laude and Phi Beta Kappa. He earned his master's in economics from Stanford University in 1969 and his doctorate in economics also from Stanford in June 1971.

Dr. Ray's wife Beth passed away in March 2014. He has three children and three grandchildren.

### OREGON STATE UNIVERSITY

Oregon State is an international public research university located in Corvallis, one of the safest, smartest, greenest small cities in the nation.

Founded in 1868, Oregon State is the state's Land Grant university and is one of only two universities in the U.S. to have Sea Grant, Space Grant and Sun Grant designations as well.

With \$336 million in external research funding in 2016, a second consecutive year of record-breaking growth, Oregon State accounts for more research funding than all of the state's comprehensive public universities combined.

With 11 colleges, 15 Agricultural Experiment Stations, 35 county Extension offices, the Hatfield Marine Science Center in Newport and OSU-Cascades in Bend, Oregon State has a presence in every one of Oregon's 36 counties, a statewide economic footprint of \$2.371 billion and an impact that reaches across the state and beyond.

### ACADEMICS

Oregon State University's outstanding faculty and academic programs consistently attract more high achieving students than any other school in Oregon. Oregon State offers more than 200 undergraduate and 100 graduate degree programs through its 11 colleges, the graduate school and the Honors College, one of only a handful of degree-granting honors programs in the U.S.

- The 2016 Fiske Guide to Colleges named Oregon State as one of 44 Best Buy Schools in the nation.
- The Princeton Review placed Oregon State in the top 125 colleges in the western U.S.
- Forbes ranked Oregon State as the number 4 best college town.
- U.S. News & World Report named Oregon State among the "Best Global Universities" (Top 2 percent in the world).
- U.S. News & World Report ranked Oregon State's Ecampus in the top 10 for online bachelor's degree programs.

### RESEARCH

Oregon State University earned \$336 million in external research funding in 2016, a second consecutive year of record-breaking growth and an increase of more than 60 percent over the past decade. Oregon State is one of only two land, sea, space and sun grant institutions in the U.S. and is the only university in Oregon to have earned both Carnegie Classifications for Highest Research Activity and Community Engagement. It is the state's largest comprehensive public university, preeminent for both scholarly achievement and the direct impact of applied development, fulfilling the land-grant mission to serve the public good.

The OSU Research Agenda, integrated with the university's Strategic Plan, guides faculty inquiry in three signature areas:

- Advancing the Science of Sustainable Earth Ecosystems
- Improving Human Health and Wellness
- Promoting Economic Growth and Social Progress

Oregon State's researchers are top-ranked in their fields, hold leadership positions in international and national professional organizations and have earned prestigious honors.







## SCOTT BARNES

VP/Director of Athletics

2nd Year at Oregon State

Fresno State, 1986

“Scott (Barnes) has demonstrated, everywhere he’s been, that he is committed to helping student-athletes be among the very best at whatever they chose to do academically and on the field. It was clear to me as we moved forward the person we needed to lead us where we aspire to go is Scott Barnes. He is a proven performer in exciting fans and alumni.”

That statement was delivered by Oregon State University President Dr. Ed Ray as he officially introduced Barnes as the Beavers’ Vice President/Director of Athletics on Dec. 22, 2016.

In Barnes’ relatively short tenure, OSU Athletics has already made significant strides academically and athletically. A school-record 149 student-athletes were selected to the Pac-12 Academic teams in 2016-17, the department registered a record cumulative GPA in the spring, the Valley Football Center officially opened, the popular Fan Experience Committee was created, he has made several popular coaching and staff hires, has put an increased emphasis on fundraising and developing a sustainable business model that will ensure Beaver Athletics continues to progress and thrive, and is in the midst of creating a comprehensive strategic plan to guide the program forward for years to come.

“We are building for stability and sustainability in all of our programs, and to create a vision that excites and inspires everyone in Beaver Nation,” Barnes said.

Barnes has spent 28 years in athletics administration, 18 as an athletics director. He arrived back to his native Pacific Northwest from the University of Pittsburgh, where he served as the Panthers’ Director of Athletics for nearly two years.

Prior to Pitt, Barnes headed the Utah State University athletics program from 2008-15 as Director of Athletics and was promoted to Vice President in 2012. The Aggies experienced unprecedented success under Barnes, including multiple bowl trips with then USU head football coach Gary Andersen.

“Student-athletes are No. 1 with Scott,” Andersen said. “There is no hierarchy of sport ... everybody is involved and everybody has a

voice. He’s fair, he’s honest, and student-athletes are No. 1 to him.”

Barnes has also served as the director of athletics at Eastern Washington University and Humboldt State University. In addition, he has held various athletics roles at the University of The Pacific, the University of San Diego, Iowa State University and the University of Washington. He also has experience in corporate business and professional basketball.

Barnes, who has twice been honored as the Far West Region Athletic Director the Year, is active in numerous NCAA and conference committees, and recently spent five years on the NCAA Men’s Basketball Committee (Chair for 2014-15).

The Spokane native graduated from Fresno State with a bachelor’s degree in 1986 and a master’s degree in athletics administration and physical education in 1993. A basketball letterman under coach Boyd Grant, he helped the Bulldogs advance to two NCAA Tournaments and two NITs. Barnes was a second-team all-conference player as a senior.

He and his wife, Jody, have two children: Daughter, Milanna, and son, Isaac, a member of the Beaver men’s basketball team. In addition, the family dog is appropriately named Benny.

### The File On Scott Barnes

#### PERSONAL

##### Hometown

Spokane, Washington

##### Spouse

Jody

##### Children

Milanna and Isaac

#### EDUCATION

##### Fresno State (1986)

B.S. Physical Education

##### Fresno State (1993)

M.S. Sports Administration and Physical Education

#### EXPERIENCE

##### Oregon State

Dec. 22, 2016-present: Vice President/Director of Athletics

##### Pittsburgh

2015-16: Director of Athletics

##### Utah State

2012-15: Vice President / Director of Athletics

##### Utah State

2008-12: Director of Athletics

##### Washington

2005-08: Senior Associate A.D.

##### Eastern Washington

1999-2005: Director of Athletics

##### Humboldt State

1997-99: Director of Athletics

##### Iowa State

1995-97: Associate Athletic Director for Development

##### Iowa State

1984-85: Director of Athletic Development

##### University of the Pacific

1991-94: Associate Athletic Director for External Affairs

##### Executive Director of UoP Athletic Foundation

1990-94

##### San Diego

1989-90: Director of Athletic Development

##### Fresno Flames

1988-89: General Manager

##### Renberg-Hamill, Inc.

1986-88: Marketing

##### Professional Basketball, ASC Gottingen

1985-86





**Jeremy Ainsworth**  
Athletic Trainer



**Chris Anderson**  
Sports Performance



**Carlos Garcia**  
Marketing



**Morgan Pearson**  
Administrative Assistant



**Bailey Philpott**  
Tickets

**2018 Student Managers**

Max Anderson  
Brad Brown  
Robert Butkus  
Jared Carr  
Patrick Durbin  
Randy Le  
Eric McLaughlin  
Casey Mitchell  
Zach Padilla  
Mitch Rose  
Steven Taylor



**Joey Spatafora**  
Faculty Athletic Representative



**Dan Bartholomae**  
Deputy AD/Capital Projects & Internal Operations



**Zack Lassiter**  
Deputy AD/External Operations



**Marianne Vydra**  
Deputy AD/ Administration & SWA



**Dr. Doug Aukerman**  
Senior Associate AD/ Sports Medicine




**Alex Gary**  
Senior Associate AD/ Development



**Kimya Massey**  
Senior Associate AD/Student-Athlete Development



**Kyle Pifer**  
Senior Associate AD/ Compliance



**Ryan Bucher**  
Associate AD/ Facilities & Event Management



**Jacque Bruns**  
Associate AD/Chief Financial Officer



**Sara Elcano**  
Associate AD/Fan Engagement & Revenue Generation



**Steve Fenk**  
Associate AD/ Athletic Communications



**Dr. Kate Halischak**  
Associate AD/ Academics



**Russell Houghtaling**  
Associate AD/ Ideation



**Jeff Macy**  
Associate AD/ Sports Performance



**Diane Penny**  
Vice President & GM/ Beaver Sports Properties



**Kyle Bjornstad**  
Associate AD/ Chief of Staff



**Kevin Abel** #23  
**RHP**

Freshman • 6'1" • 180 • HS  
Bats/Throws: R/R  
San Diego, Calif.  
Madison

**MLB First-Year Player Draft**

- Selected in the 35th round of the 2017 Major League Baseball First-Year Player Draft by San Diego.

**Madison High School**

- Four-year letterwinner for head coach Robert Lovato.
- Rated as the No. 110 high school prospect nationally by Perfect Game. Ranked 36th overall at right-handed pitcher by Perfect Game.
- Participated in the 2016 USA Baseball Tournament of Stars, along with teammate Troy Claunch.
- Played for the Brewers at the 2016 Area Code Games.
- As a senior, went 9-1 with a 1.30 earned run average in 13 games. He struck out 120 in 81 innings pitched.
- Abel threw five complete games, including three shutouts, in 2017, and was named First-Team All-League. He was named the 2017 San Diego CIF Pitcher of the Year.
- Named First-Team All-League and Second-Team All-State as a junior after going 9-2 with a 0.36 earned run average in 77 2/3 innings. Tossed one no hitter, finished with seven complete games and had 103 strikeouts. Also batted .410 with six doubles, one home run and 20 runs batted in.
- Named the 2015-16 Madison Cy Young Award winner and was a member of the All-CIF team. Earned 2016 Western League Pitcher of the Year honors.
- As a sophomore, in 2015, was 8-5 with a 4.18 ERA, tallying 75 strikeouts in 68 2/3 innings. Threw two shutouts and was named Second-Team All-League.
- Lettered as a freshman, recording a 5-2 record and 2.03 ERA in 39 innings. Struck out 41 and tossed two shutouts.

**Personal**

- Major is undecided.
- Born Feb. 19, 1999 to Carrie and Richard Abel.
- Has one brother, Kyle.
- Enjoys riding dirt bikes, basketball, football, spikeball and hanging out with friends in his spare time.
- Was on Honor Roll every semester in high school. Also earned President's Academic Achievement honor. Graduated with honors and participated in Associate Student Body for two years.
- Wants to go into physical therapy after his playing career.
- Favorite athlete is Bo Jackson.
- Chose Oregon State because of "the history, the coaching staff and their ability to develop players."



**Jack Anderson** #29  
**OF**

R. Senior • 6'2" • 207 • 3L  
Bats/Throws: L/R  
Lake Oswego, Ore.  
Lake Oswego

**2017**

- All-Pac-12 Conference First Team.
- CoSIDA Academic All-District 8.
- Pac-12 All-Academic First Team.
- Batted .281 with five doubles, one triple, one home run and 30 RBI in 59 games, with 45 starts. Batted in every spot of the lineup at least once, the only OSU player to do so.
- Tied a career-best with three hits, and was hit by a pitch three times, in the win over Cal State Fullerton at the CWS (6/17).
- Hit his first career home run and finished 1-for-5 with an RBI and a walk against Yale (6/3).
- Tied a career-best with three RBI on the strength of a 1-for-4 day against Abilene Christian (5/27).
- Drove home the game-winning run via a single in the 11th against Abilene Christian (5/26).
- Drove in a pair with a 2-for-5 night against Abilene Christian (5/25).
- Pushed his hit streak to five games with a 2-for-3 night against Portland, driving home two (5/16).
- Tallied a 2-for-4 night against Oregon, driving in two via a double and adding a walk and a run (5/11).
- Drove home two, via a sac fly and single, in the win over Oregon (5/2).
- Doubled and went 2-for-5 with an RBI against USC (4/29).
- Drove in a run in the 10th and walked twice in the series opener against UCLA (4/21).
- Tripled in the 16th to drive in a run, and scored the game winner in the win over Utah (4/8).
- Drove home two, doubled and finished 3-for-5 against Stanford (4/1).
- Set career highs with three hits and three runs scored in the series finale against Arizona (3/26).
- Singled twice and walked in a 5-0 win over Ball State (3/10).
- Pushed his hit streak to four games with a 2-for-4 effort against UC Davis (3/4).

**2016**

- Played in 49 games, starting 33, and batted .271 with four doubles and 22 RBI.
- Tallied 11 multi-hit games and eight multi-RBI efforts.
- Pac-12 All-Academic First Team.
- Drove home three via a first-inning double and finished 2-for-4 with two runs scored in the opener at Washington State (4/14).
- Drove home two on the strength of a 2-for-4 night against Central Arkansas (4/8).
- Singled home the game winning run in the eighth in the 5-4 win over Washington (4/2).
- Doubled twice, driving in two runs, in a 2-for-4 effort at Portland (3/22).
- Pushed his hit streak to three games with a 2-for-3 effort against Arizona State (3/20).
- Drove in two and went 1-for-3 with two walks against ASU (3/19).
- Extended his hit streak to four games with a 2-for-4 effort against Utah, driving in his first two career runs (2/22).
- Tallied two hits in three at bats and set career best with two runs



in win over Minnesota (2/21).

- Set a career-high by going 2-for-3 with a run scored in the season opener against Ball State (2/19).

#### 2015

- Played in five games, batting .429 (3-for-7) with two runs.
- Singled in the finale against Washington (5/2).
- Went 1-for-2 with a run and a walk in the first game of a doubleheader against Grambling State (2/28).

#### 2014

- Did not play.

#### Lake Oswego High School

- Lettered four years in baseball for head coach Jake Anders.
- Named all-league sophomore, junior and senior seasons.
- Also named first-team all-state.
- Played in the 2013 Oregon All-Star Series.
- Batted .353 as a senior with one home run and 14 RBI.
- As a junior, hit .354 with four triples and 13 RBI.
- Stole 14 bases.
- Hit .407 his sophomore year, tallying six doubles, 17 RBI and eight stolen bases.
- Lettered three years in football as a safety and wide receiver and three years in basketball as a wing.

#### Personal

- Major is kinesiology.
- Born June 8, 1994.
- Son of Leigh and Trent Anderson.
- Has two sisters, Ashleigh and Mary Jane, and two brothers, Max and Brock.
- Earned Honor Roll eight times at Lake Oswego High School and was a member of the National Honor Society.
- Favorite athlete is Tim Tebow.
- Favorite movie is Anchorman.
- Chose Oregon State "because of the family feel from the coaches, players and whole community."

#### Anderson's Career Single-Game Highs

Hits: 3, at Stanford, Apr 01, 2017 ; vs Cal State Fullerton, Jun 17,

2017 ; Arizona, Mar 26, 2017

Doubles: 2, at Portland, Mar 22, 2016 ; at Oregon, May 11, 2017

Triples: 1, Utah, Apr 08, 2017

Home runs: 1, at Yale, Jun 03, 2017

Total bases: 4, 4 times

RBI: 3, at Washington State, Apr 14, 2016 ; Abilene Christian, May 27, 2017

Runs scored: 3, Arizona, Mar 26, 2017

Walks: 3, at Oregon, May 13, 2017

Hit by pitch: 2, vs Cal State Fullerton, Jun 17, 2017

Struck out: 2, 7 times

Sac flies: 1, Washington, Apr 01, 2016 ; Oregon, May 02, 2017

Sac bunts: 2, Arizona State, Mar 18, 2016

At bats: 5, 11 times

Stolen bases: 1, 4 times

Caught stealing: 1, at Washington State, Apr 16, 2016 ; at San Diego, Mar 04, 2016 ; Ball State, Mar 10, 2017

Field chances: 5, 4 times

Putouts: 5, Washington, Apr 03, 2016 ; Abilene Christian, May 26, 2017

Assists: 1, 4 times



## Andy #9 Armstrong IF

Sophomore • 5'9" • 175 • 1L

Bats/Throws: R/R

Salem, Ore.

West Salem

#### 2017

- Batted .286 over 19 games, with eight starts, and collected one double and four RBI.
- Started at second in Keizer, close to his hometown of Salem, and set a season-high with two hits, driving in one and doubling (5/16).
- Drove in two in a pinch-hit AB, also earning his first career hit, in the second game of the doubleheader versus UC Davis (3/4).

#### West Salem High School

- Four-year letterwinner for head coach Micah Tiffin.
- Rated as the No. 7 high school player in the state of Oregon by Baseball Northwest.
- Named first-team all-state and all-conference at shortstop as a senior.
- Batted .400 with five home runs his senior season.
- Earned All-State honors as a junior at the 6A level, in addition to All-Conference. Named the Greater Valley Conference Player of the Year.
- As a junior, batted .411 with nine doubles, 29 RBI and 19 stolen bases.
- As a sophomore, batted .351 with six doubles, 11 RBI and seven stolen bases. Named First-Team All-Conference after his sophomore season.
- Earned three letters in basketball at point guard, where he was named first-team all-league as a sophomore and second-team all-league as a junior.
- Lettered three years in football, being named all-league first team at defensive back.

#### Personal

- Majoring in human development and family sciences.
- Born May 19, 1997 in Coos Bay, Ore.
- Son of Susan and Richard Armstrong.
- Has one sister, Ayle.
- Father, Rich, played baseball at Oregon from 1961-65. Mother, Susan, played volleyball and track at Pacific University from 1979-83.
- Enjoys hiking, kayaking and anything outdoors in his spare time.
- Was on National Honor Society in high school and also served as senior vice president.
- Wants to go into the education field after his playing career is over. "I want to be a teacher and a high school coach. Giving back and having an impact on younger generations is important to me."
- Chose Oregon State because "it is close to home, with a great campus and coaching staff, with a tradition of excellence and success."

#### Armstrong's Career Single-Game Highs

Hits: 2, vs Portland, May 16, 2017 ; Abilene Christian, May 27, 2017

Doubles: 1, vs Portland, May 16, 2017

Total bases: 3, vs Portland, May 16, 2017

RBI: 2, UC Davis, Mar 04, 2017

Runs scored: 2, Washington State, May 21, 2017

Walks: 2, Washington State, May 21, 2017 ; Abilene Christian, May 25, 2017

Hit by pitch: 1, at Stanford, Apr 01, 2017  
Struck out: 1, vs Portland, May 16, 2017 ; Abilene Christian, May 25, 2017  
Sac bunts: 1, Abilene Christian, May 27, 2017  
At bats: 4, vs Portland, May 16, 2017  
Field chances: 4, Washington State, May 20, 2017 ; Abilene Christian, May 28, 2017  
Putouts: 3, Abilene Christian, May 28, 2017  
Assists: 3, Washington State, May 20, 2017



**Michael Attalah** #40  
**RHP**

Freshman • 6'3" • 185 • HS  
Bats/Throws: R/R  
Redmond, Wash.  
Cedar Park Christian

**Cedar Park Christian High School**

- Four-year letterwinner for head coach Matt Stevens.
- The No. 7 prospect in the state of Washington according to Baseball Northwest.
- Rated as the No. 357 high school prospect by Perfect Game.
- Named Cascade Conference Most Valuable Player as a senior, and was named to the Seattle Times All-State Team.
- In 2017, as a senior, tallied a 7-1 record with a 1.84 earned run average in eight appearances.
- Earned Second-Team All-State and First-Team All-League honors after his 2016 season. Was 3-2 with a 3.42 ERA in 30 2/3 innings, striking out 38. Also batted .469 with five doubles, seven home runs and 24 RBI.
- Named Second-Team All-League after his sophomore season, where he was 5-1 with a 1.23 ERA in 28 innings. Struck out 29 in nine appearances. Also batted .341 with one double and 14 RBI.
- As a freshman, went 3-0 with a 1.80 ERA in 23 1/3 innings. Was named All-League Honorable Mention.

**Personal**

- Major is undecided.
- Born Oct. 14, 1998 in Seattle, Wash.
- Son of Theresa and Samir Attalah.
- Has one brother, Matthew, and one sister, Angelique.
- Likes to play ping pong in his spare time.
- Favorite athlete is Bo Jackson. Favorite movie is Step Brothers.
- Would like to go into business management after his playing career.
- Chose Oregon State because of "great coaches, a great environment and Corvallis is an amazing town."



**Jordan Britton** #31  
**LHP**

Junior • 6'3" • 207 • 2L  
Bats/Throws: L/L  
Caldwell, Idaho  
Caldwell

**2017**

- Went 2-0 with a 2.45 ERA in nine games, three of which were starts, over 22 innings. Struck out 16.
- Set career highs in innings (six), strikeouts (seven) and pitches (85) against Abilene Christian for his second win of the season (5/28).
- Struck out four and limited Portland to five hits and a run in 4 2/3 innings in a start (5/16).
- Started his first game of the season and limited Oregon to two hits and a walk in 5 2/3 innings for the win (5/2).
- Tossed two scoreless innings to finish the game in the win over Nebraska (2/23).

**2016**

- Made 14 appearances, with three starts, and was 0-2 with a 4.75 ERA. Worked 30 1/3 innings, recording one save and 21 strikeouts.
- Started against Seattle, allowing five hits over four innings, but did not figure in the decision (5/3).
- Earned his first career save after tossing three scoreless innings against Central Arkansas in Hillsboro (4/9).
- Made his first career start and scattered three hits and three runs in four innings against San Diego State (3/29).
- Worked 2 1/3 scoreless innings at California, striking out three (3/25).
- Tossed two scoreless innings in relief against California, striking out three (3/24).
- Closed out the win against Kansas State (2/26), holding the Wildcats to one hit over 2 1/3 innings.

**Caldwell High School**

- Four-year letterwinner for head coach Dan Richardson.
- Named Player of the Year as a senior. Earned First-Team All-Conference as a junior and was named to the second team as a sophomore.
- As a junior, was 4-2 with a 1.19 earned run average in 41 2/3 innings, striking out 64.
- Also lettered as a freshman in football, playing quarterback.

**Personal**

- Majoring in business.
- Born October 8, 1996.
- Son of Rickey and Sue Britton.
- Enjoys hunting and hiking in his spare time.
- Was on Honor Roll in high school
- Favorite athlete is Felix Hernandez.
- Favorite TV show is Breaking Bad.
- Chose Oregon State because "I loved the campus, loved the field and loved the environment. Also, the whole team is a brotherhood."

**Britton's Career Single-Game Highs**

Innings pitched: 6.0, Abilene Christian, May 28, 2017  
Walks allowed: 5, vs Portland, May 10, 2016  
Strikeouts: 7, Abilene Christian, May 28, 2017  
Batters faced: 24, Abilene Christian, May 28, 2017  
Field chances: 2, 4 times

Putouts: 1, at California, Mar 24, 2016 ; at California, Mar 25, 2016  
 Assists: 2, Seattle, May 03, 2016  
 Runners CS: 1, 4 times



**Nathan Burns** #24  
**RHP**

Freshman • 6'1" • 175 • HS  
 Bats/Throws: R/R  
 West Bend, Wis.  
 West Bend West

**West Bend West High School**

- Four-year letterwinner for head coach Bill Albrecht.
- Ranked at No. 156 nationally by Prep Baseball Report. Rated as No. 3 in the state of Wisconsin.
- Rated as the No. 386 high school prospect in the nation by Perfect Game.
- In 2017, as a senior, named First-Team All-State, First-Team All-Area and First-Team All-League.
- Went 5-0 with a 2.00 earned run average as a senior, tallying 34 strikeouts in 21 innings over five appearances.
- First-Team All-State and First-Team All-Conference selection after his junior season. Also named the North Shore Conference Player of the Year.
- As a junior, was 7-0 with a 1.45 ERA in 10 games. Struck out 88 - to just nine walks - in 58 innings.
- Went 5-2 with a 2.50 ERA as a sophomore, in 2015. Struck out 48 - to nine walks - in 42 innings.
- Opened his high school career with a 6-1 record and 1.67 ERA as a freshman in 2014. Struck out 32 in 42 innings.

**Personal**

- Major is undecided.
- Born June 1, 1999 in Barrington, Ill.
- Son of Carrie and Brad Burns. Father, Brad, played college baseball at Dallas Baptist from 1984-87.
- Has one sister, Olivia.
- Enjoys playing ping pong and hanging out with friends in his spare time.
- After his playing career, would like to run a baseball academy or coach a travel team.
- Favorite athlete is Max Scherzer.
- Chose Oregon State because of "the phenomenal coaching staff, campus and baseball program."



**Joe Casey** #6  
**OF**

R. Freshman • 6'0" • 175 • RS  
 Bats/Throws: L/L  
 Corvallis, Ore.  
 Crescent Valley

**2017**

- Did not play.

**Crescent Valley High School**

- Lettered four seasons for head coach Ryan Starwalt.

- Named first-team all-state during his career, and was a two-time first-team all-league selection.
- Batted .495 as a senior, tallying 16 doubles, seven triples, five home runs and 38 RBI.
- As a junior, batted .440 with three home runs and 41 RBI.
- Also earned four letters in basketball as a point guard and two years in football as a wide receiver. Named Player of the Year, first-team all-state and first-team all-league in basketball.

**Personal**

- Major is undecided.
- Born Dec. 3, 1997.
- Son of Susan and Pat Casey.
- Father, Pat, is the head coach at Oregon State.
- Has two brothers, Jon and Brett, and one sister, Ellie.
- Aspires to be a teacher and a coach after his playing career.
- Favorite TV show is Boy Meets World.
- Chose Oregon State "to play baseball and go to school in my hometown."



**Zach Busalacchi** #51  
**IF**

Freshman • 6'3" • 275 • HS  
 Bats/Throws: R/R  
 Anaheim, Calif.  
 Orange Lutheran

**Orange Lutheran High School**

- Lettered three seasons for head coach Eric Borba.
- During his career, named Trinity League Honorable Mention.
- Played in the Ryan Lemon All-Star Game.

**Personal**

- Majoring in business.
- Born August 5, 1998 in Orange, Calif.
- Son of Kristen and Frank Busalacchi. Father, Frank, played college football at Stanford.
- Has one sister, Alexis.
- Enjoys golf and music in his spare time.
- Would like to go into his father's family car business after his baseball career is over.
- Favorite athlete is Kris Bryant.
- Chose Oregon State because "I loved the atmosphere of the school and the successful baseball program."



**Christian Chamberlain** #34  
**P/OF**

Freshman • 5'10" • 165 • HS  
 Bats/Throws: L/L  
 Reno, Nev.  
 Reno

**Reno High School**

- Three-year letterwinner for head coach Pete Savage.
- Earned First-Team All-American honors as a senior by Collegiate Baseball, in addition to First-Team All-State and All-League honors.
- As a senior, went 9-1 with a 1.06 earned run average in 10 appear-



ances. Struck out 130 in 59 innings.

- Offensively, as a senior, batted .485 with six doubles, eight triples, 10 home runs, 43 runs batted in and 20 stolen bases.
- Prior to his senior year, was named First-Team All-State and First-Team All-League. Has also participated in the Junior and Senior All-Star Game.
- As a junior, in 2016, batted .444 with 21 doubles, 12 triples, five home runs and 45 RBI.
- Also, as a junior, went 8-0 with a 0.80 ERA in nine games. Struck out 91 in 52 2/3 innings and held opponents to a .103 batting average.

#### Personal

- Major is undecided.
- Born July 20, 1999 in Grand Junction, Colo.
- Son of Cindy and Lyle Chamberlain.
- Enjoys basketball and water sports in his spare time.
- Was on National Honor Society in high school.
- Favorite athlete is Isaiah Thomas and his favorite movie is The Other Guys.
- Chose Oregon State because "I thought it was the best fit for me academically and athletically. I also loved Corvallis and the winning culture."



## Troy Claunch #17 C

Freshman • 5'11" • 190 • HS  
Bats/Throws: R/R  
Vacaville, Calif.  
Vacaville

#### Vacaville High School

- Three-year letterwinner for head coach Stu Clary.
- Rated as the No. 214 high school prospect nationally by Perfect Game.
- Competed for the Athletics at the 2015 and 2016 Area Code Games.
- Played at the USA Tournament of Stars with teammate Kevin Abel.
- Served as team captain for three seasons.
- Named First-Team All-League as a senior.
- Batted .318 with four doubles, one home run and 11 runs batted in as a senior in 2017.
- Named First-Team All-League at catcher in 2016. Batted .316 with five doubles, one triple and 21 RBI.
- As a sophomore in 2015, batted .489 with eight doubles, two triples, one home run and 29 RBI.
- In 2014, as a freshman, batted .421 with six doubles, two home runs and 10 RBI.
- Lettered two years in football, at quarterback. Served as a team captain.

#### Personal

- Major is undecided.
- Born Sept. 1, 1998 in Fairfield, Calif.
- Son of Laurie Audiffred and Stan Claunch.
- Has one sister, Jenna.
- Enjoys snowboarding in his spare time.
- Was on the National Honor Society and California Scholarship Federation during his tenure at Vacaville High School.
- Aspires to be a firefighter after his playing career is over. "You have to work together as a team like sports but not just to win a game, to save lives."
- Chose Oregon State because of "a winning history, and a chance to continue to win, community support and an electric atmosphere."



## Zach Clayton #20 IF/OF

Freshman • 6'2" • 215 • HS  
Bats/Throws: R/R  
Oconomowoc, Wis.  
Oconomowoc

#### Oconomowoc High School

- Four-year letterwinner for head coach Arnold Kirkenwitz.
- Ranked at No. 178 nationally by Prep Baseball Report. Is rated sixth in the state of Wisconsin.
- Rated as among the top 500 players in the nation according to Perfect Game.
- Named First-Team All-State and First-Team All-Conference as a senior.
- Third-Team All-State, First-Team All-Region and First-Team All-League selection after his junior season. Batted .422.
- As a sophomore, batted .419 and was named First-Team All-League.
- Batted .417 his freshman season, in 2014, and was named a Second-Team All-League selection.
- Has helped guide the program to two league championships in his three seasons.
- Also lettered three years in football, at wide receiver, and three seasons in basketball, as a utility player. Helped claim two conference titles in football and one in basketball.
- In football, he was named All-State twice at wide receiver.
- In basketball, named All-Conference as a junior and Third-Team All-Conference as a sophomore.

#### Personal

- Majoring in business.
- Born March 11, 1999 in Racine, Wis.
- Son of Jeanette and Mike Clayton.
- Has one sister, Gabi.
- Enjoys hunting, hanging out with friends and family, football and basketball in his spare time.
- Was in the top 10 percent of his class in high school and also was on High Honor Roll.
- Would like to be a doctor or athletic trainer once his playing career is over. "I want to stay active in sports and the body has always interested me."

Chose Oregon State because "it felt like home. The coaches, facilities and resources are all great fits for me."



## Dakota Donovan #19 RHP

R. Freshman • 6'5" • 227 • RS  
Bats/Throws: R/R  
Washington, Utah  
Pine View

#### 2017

- Did not play.

#### Pine View High School

- Four-year letterwinner, three for head coach Troy Wall.

- Ranked as the No. 222 high school player in the nation by Perfect Game.
- Three-time all-state selection and two-time MVP.
- Helped guide Pine View to two state championships.
- All-State First Team and Utah State MVP at the 3A level as a junior after posting an 11-0 record and 1.10 ERA, with two saves, in 15 games. Struck out 92 in 65 2/3 innings of work. Offensively, batted .373 with five doubles, two home runs and 30 RBI.
- Helped lead Pine View to a state championship his junior year.
- As a sophomore, went 7-4 with a 3.84 ERA in 15 appearances. Struck out 105 in 68 innings and was named All-State and All-Region First Team while being named Pine View's Most Valuable Player.
- Earned All-Region Second-Team honors as a freshman.

**Personal**

- Majoring in business.
- Born July 25, 1997 in St. George, Utah.
- Son of Stephanie and Jerico Donovan.
- Has one sister, Kylie.
- Great grandfather, Jack Warren, played professionally in the Cincinnati Reds organization.
- Excelled academically; was a High Honor Roll Student. Also spent free time with Pine View's Peer Tutor program where he received an award for "exemplary behavior, performance and contributions" to the school.
- Chose Oregon State because of "the incredible coaching staff, the camaraderie the always has, the unbelievable community that supports the school, the history and success of the baseball and the educational opportunities available at OSU."

- Tossed two scoreless innings of relief in the comeback win at Saint Mary's (3/28).
- Picked up his first career win after striking out a career-best five in 2 1/3 innings of relief against Arizona (3/26).
- Worked 2 1/3 scoreless innings of relief against UC Davis (3/4).
- Made his collegiate debut in the win over Duke, striking out three in 1 1/3 innings of work (2/17).

**Aloha High School**

- Earned first-team all-league honors during his career.
- Played in the Reser's Oregon All-Star Series after his senior year.
- Struck out 115 as a senior.

**Personal**

- Majoring in business.
- Born Jan. 18, 1998 in Portland, Ore.
- Son of Kristin and Bill Eisert.
- Has one sister, Emily.
- Enjoys video games, soccer and basketball in his spare time.
- Was on National Honor Society in high school.

**Eisert's Career Single-Game Highs**

Innings pitched: 5.0, Abilene Christian, May 26, 2017  
 Walks allowed: 3, Arizona, Mar 26, 2017  
 Strikeouts: 9, at Portland, Apr 04, 2017  
 Batters faced: 19, Abilene Christian, May 26, 2017  
 Field chances: 3, Oregon, May 02, 2017  
 Putouts: 1, at Saint Mary's, Mar 28, 2017 ; Oregon, May 02, 2017 ; Abilene Christian, May 26, 2017  
 Assists: 2, Oregon, May 02, 2017



**Brandon Eisert** #37  
**LHP**

Sophomore • 6'2" • 206 • 1L  
 Bats/Throws: L/L  
 Beaverton, Ore.  
 Aloha



**Bryce Fehmel** #26  
**RHP**

Junior • 6'1" • 200 • 2L  
 Bats/Throws: R/R  
 Agoura Hills, Calif.  
 Agoura

**2017**

- Collegiate Baseball Freshman All-America.
- All-Pac-12 Honorable Mention.
- Posted a 5-0 record and 2.31 ERA over 46 2/3 innings and 21 appearances, all in relief. Tallied four saves.
- Picked up his fifth win of the season after limiting Yale to four hits in 5 2/3 innings, striking out three (6/4).
- Set a season high with five scoreless innings against Abilene Christian, picking up the win to improve to 4-0 (5/26).
- Held Oregon scoreless over 2 1/3 innings of relief in the finale, picking up his fourth save of the season (5/13).
- Worked three scoreless innings of relief against Oregon, striking out four, earning his third save of the season (5/11).
- Retired all 10 batters he faced in 3 1/3 relief innings against Oregon, striking out six, and earned his second save of the season (5/2).
- Earned his first career save after recording a strikeout against UCLA to end the series finale (4/23).
- Worked three innings in relief against Utah, striking out one while allowing one run (4/8).
- Struck out nine, including eight straight at one point, in 3 1/3 innings of relief at Portland, earning his third win of the season (4/4).
- Earned his second win with a season-long three innings of relief against Stanford (4/1).

**2017**

- Pac-12 Pitcher of the Week (3/28).
- Pac-12 All-Academic Honorable Mention.
- Finished with a 6-3 record and 3.87 ERA in 15 games, 14 starts. Worked in 81 1/3 innings overall, holding opponents to a .232 average.
- Set a career-high with 10 strikeouts in a complete-game effort against Vanderbilt, limiting the Commodores to five hits and two runs (6/10).
- Earned his fourth win of the season after limiting Washington to six hits and a run with five strikeouts in 6 2/3 innings (4/14).
- Allowed four hits and two runs in 6 1/3 innings against Utah, but did not figure in the decision (4/8).
- Scattered three hits and three runs in eight innings against Arizona, striking out six (3/25).
- Held Arizona State to four hits and a run in eight innings to earn his third win of the season (3/17).
- Held Ball State to one hit and one walk over eight innings, striking out four, for his second win of the season (3/9).
- Struck out three over six innings against Duke, picking up his first win of the season (2/17).

**2016**

- Louisville Slugger Second-Team All-American.

- NCBWA Freshman All-America First Team.
- Perfect Game Freshman All-America First Team.
- Louisville Slugger Freshman All-America and Freshman Reliever of the Year.
- All-Pac-12 Honorable Mention.
- Made 26 appearances to lead Oregon State. Started six games and went 10-1 with a 2.31 ERA in 70 innings. Tallied two saves and struck out 51 to 23 walks. Held opponents to a .222 batting average.
- Tossed his first career complete game, a shutout against UCLA, to win his Pac-12 leading 10th game of the season (5/28).
- Started and worked a season-long 7 1/3 innings against USC, striking out five while allowing six hits and an unearned run. Earned his ninth win of the season (5/22).
- Held Oregon to just one walk while striking out six in 3 1/3 scoreless innings to earn his second save of the season (5/14).
- Set a season high with six strikeouts and earned his eighth win of the year after allowing three hits and a run in 4 1/3 innings of relief against Stanford (5/1).
- Started, and scattered seven hits and two runs in six innings against Central Arkansas (4/8).
- Earned his first career save after holding Washington to one hit and one unearned run in four innings (4/1).
- Started and allowed eight hits and four runs in 5 2/3 innings against San Diego State (3/28).
- Made his first career start against Portland, striking out five in a pre-determined three innings, for win No. 5 of 2016 (3/22).
- Worked a season-long three innings, striking out two, against San Diego for his fourth win of the season (3/5).
- Picked up win No. 3 with 1 1/3 scoreless innings against Kansas, striking out two (2/27).
- Earned his second with one inning in relief against Kansas State, striking out one, allowing two hits and a run (2/25).
- Held Minnesota to a walk in 1 2/3 innings of relief in a win over the Golden Gophers (2/21).
- Made his collegiate debut in season opener against Ball State, going 1 1/3 innings with two strikeouts (2/19).

#### Agoura High School

- Rated No. 317 nationally amongst high school prospects by Perfect Game.
- Four-year letterwinner for head coach Anthony Chevrier.
- Batted .315 as a senior, collecting three home runs and 13 RBI. On the mound, was 4-0 with a 0.50 ERA.
- Named First-Team All-League as a senior. Also named All-CIF and was his team's Most Valuable Player.
- Named First-Team All-Area and First-Team All-League after a junior year in which he batted .297 with seven doubles and 20 runs batted in.
- On the mound, was 2-0 with a 1.21 ERA in 10 appearances, striking out 13 in 17 1/3 innings.
- Earned All-Area and All-League honors as a sophomore and was named the Defensive Player of the Year in league.
- Batted .296 with 10 doubles, one home run and 18 RBI.
- On the mound, as a sophomore, was 0-0 with a 3.50 ERA in two games.
- As a freshman was named Rookie of the Year and second-team all-league.
- Batted .322 with three doubles, one home run and 16 RBI.
- On the mound, was 0-0 with a 2.10 ERA.

#### Personal

- Majoring in business.
- Son of Beth and Don Fehmel.
- Born December 16, 1996.
- Has two brothers, Brody and Connor.
- Enjoys basketball, the beach and driving in his spare time.

- Favorite athlete is Derek Jeter and favorite movies are Lone Survivor and American Sniper.
- Chose Oregon State because it's "a national powerhouse and the coaches are very welcoming."

#### Fehmel's Career Single-Game Highs

Innings pitched: 9.0, at Vanderbilt, Jun 10, 2017 ; UCLA, May 28, 2016  
Walks allowed: 5, Utah, Apr 08, 2017  
Strikeouts: 10, at Vanderbilt, Jun 10, 2017  
Batters faced: 33, at Vanderbilt, Jun 10, 2017 ; UCLA, May 28, 2016  
Field chances: 5, vs Ohio State, Feb 24, 2017  
Putouts: 1, 5 times  
Assists: 3, vs Ohio State, Feb 24, 2017  
Runners CS: 1, 8 times



**Darius Foster** #46  
**OF**

Freshman • 5'11" • 175 • HS  
Bats/Throws: L/R  
Atlanta, Ga.  
Norcross

#### Norcross High School

- Two-year letterwinner for head coach Reggie Stancil.
- Rated as the No. 326 high school prospect nationally by Perfect Game.
- As a junior, in 2016, batted .350 with eight doubles, three triples, one home run and 16 stolen bases. Named All-League Honorable Mention.
- Lettered at Lambert High School in Suwanee, Ga., in 2015, and batted .379 with eight doubles, three triples, two home runs and 18 stolen bases. Named All-League Honorable Mention.
- Played for Bentley School in Lafayette, Calif., as a freshman in 2014.

#### Personal

- Majoring in computer science.
- Born Aug. 17, 1999 in Hayward, Calif.
- Chose Oregon State because of "the amazing coaches, it's a prestigious program, the gameday atmosphere and the college town."



**Grant Gambrell** #22  
**RHP**

Sophomore • 6'4" • 225 • 1L  
Bats/Throws: R/R  
Clovis, Calif.  
Buchanan

#### 2017

- Appeared in 13 games, all in relief, and was 1-0 with a 2.93 ERA and one save in 15 1/3 innings.
- Worked a season-long 5 2/3 innings of relief against UCLA, holding the Bruins to five hits and a run with three strikeouts (4/22).
- Earned his first career win after holding Ball State to a walk in 1 2/3 scoreless innings of relief (3/10).
- Allowed three hits and a run in three innings of relief against Duke,



picking up the save in his first career collegiate appearance (2/17).

**Buchanan High School**

- Three-year letterwinner for head coach Tom Donald.
- Played at the 2015 Area Code Games as a member of the Oakland Athletics team.
- Ranked as the No. 146 high school player in the nation - and 20th in California - by Perfect Game.
- As a senior, named all-league and all-state and was named the Fresno Bee Player of the Year.
- Went 12-0 with a 0.49 earned run average in 2016, his senior season. Struck out 75 in 65 innings.
- As a junior, named first-team all-state, first-team all-section and first-team all-league. Also named a preseason All-American by Perfect Game.
- Batted .434 with an on-base percentage of .537 his junior year, tallying six doubles, one home run and 19 RBI.
- On the mound, as a junior, was 4-1 with a 2.02 ERA with 49 strikeouts in 45 innings, appearing in 14 games.
- As a sophomore, batted .365 with three doubles and eight RBI. On the mound, was 2-2 with a 2.50 ERA in eight games. Struck out 21 in 20 innings.

**Personal**

- Majoring in marketing.
- Born Nov. 21, 1997.
- Son of Nichole and James Gambrell.
- Has two brothers, Carter and Madison.
- After his playing career, wants to go into sports marketing.
- "The reason I chose OSU is because of the outstanding coaches and the relationships I built with them throughout the recruiting process. I was also very impressed with the facilities - they are second to none. While attending many games in California it was amazing to see the amount of fans and alumni that follow OSU baseball. The final reason is because of the family atmosphere that the coaches and players show on a daily basis. OSU has tradition, facilities, coaches, promotes family and loyalty, and expects to be Pac-12 and national champions every year. There isn't a better place."

**Gambrell's Career Single-Game Highs**

Innings pitched: 5.2, at UCLA, Apr 22, 2017  
 Walks allowed: 3, at UCLA, Apr 22, 2017  
 Strikeouts: 3, at UCLA, Apr 22, 2017  
 Batters faced: 26, at UCLA, Apr 22, 2017  
 Field chances: 2, at UCLA, Apr 22, 2017  
 Putouts: 1, at UCLA, Apr 22, 2017



**Cadyn Grenier** #2  
**IF**

Junior • 5'11" • 188 • 2L  
 Bats/Throws: R/R  
 Henderson, Nev.  
 Bishop Gorman

**MLB First-Year Player Draft**

- Selected in the 21st round by the St. Louis Cardinals in the 2015 Major League Baseball First-Year Player Draft but did not sign.

**2017**

- All-Pac-12 Conference First Team.
- Pac-12 Player of the Week (3/21).
- Pac-12 All-Academic Second Team.

- Batted .275 with five doubles, six triples, five home runs and 37 RBI. Played in and started all 62 games - one of just two OSU players to play in every game.
- Tripled and finished 2-for-4 with a pair of RBI against Vanderbilt (6/10).
- Homered and went 2-for-4 in a midweek matchup with Portland (5/16).
- Drove in the game's only run with a single to center in the fourth inning in the finale at Oregon (5/13).
- Tallied a 1-for-2 day against Cal, adding a triple, RBI and a walk (5/7).
- Hit a three-run home run and added a walk in the series finale against Utah (4/9).
- Hit a two-run home run in a 1-for-3 effort against Portland (4/4).
- Homered and went 2-for-4 with two runs scored and two RBI in the series finale at Stanford (4/2).
- Tallied a 3-for-5 day against Stanford, scoring two runs and driving in one (4/1).
- Finished the series against Arizona State with a 2-for-4 effort, driving in one (3/18).
- Tied a career-high with three hits, including his first career home run, against Arizona State (3/17).
- Went 2-for-4 in the opener at Arizona State, including a ninth-inning bunt single (3/16).
- Posted a 2-for-4 effort against Ball State, driving in a run and scoring another (3/10).
- Cleared the bases with a sixth-inning triple, the game-winning hit, in the 4-1 win in the series finale against UC Davis (3/5).
- Finished 1-for-3 in a win over UC Davis, driving in two and tripling (3/4).
- Tripled, and went 2-for-4 with a run scored and an RBI against Duke (2/19).

**2016**

- Played in 52 games, starting 49, and batted .240 with six doubles, three triples and 18 RBI.
- Collected 10 multi-hit games and three multi-RBI efforts.
- Drove in a run with a single in the seventh and finished 1-for-3 against UCLA (5/28).
- Doubled, scored a run and went 2-for-4 against Arizona (5/7).
- Singled home two in the fourth and finished 1-for-4 with a run scored in the win over Seattle (5/3).
- Tripled, and posted a 2-for-5 effort with an RBI at Utah (4/21).
- Tallied a 2-for-3 effort and scored three runs in the win over Central Arkansas in Hillsboro (4/9).
- Tied a season-high with three hits and scored a run in the series-opening win over Washington (4/1).
- Tallied a 3-for-5 day, scoring twice, with a walk in the win over William & Mary (3/5).
- Went 3-for-5, doubled and drove in four runs in the win over Kansas State (2/26).
- Posted OSU's first triple of the season in the win over Minnesota (2/21).
- Recorded first two career hits along with first run and first RBI against Utah Valley (2/20). Went 2-for-4 with a double.
- Walked three times against Ball State in his collegiate debut (2/19).

**Bishop Gorman High School**

- Rated No. 27 nationally amongst high school prospects by Perfect Game.
- Played for the Reds at the 2014 Area Code Games.
- Three-year letterwinner for coaches Nick Day and Gino DiMaria.
- Three-time all-state selection. Nevada Gatorade Player of the Year in 2015.
- Perfect Game All-American after his senior season. Batted .471

with six home runs and 28 stolen bases in 2015.

- All-American and First-Team All-State and All-League after his junior year.
- Batted .491 with eight doubles, four home runs, 31 RBI and 18 stolen bases as a junior.
- As a sophomore, was named First-Team All-State.
- Batted .579 with six home runs, 39 RBI and 10 stolen bases as a sophomore.

#### Personal

- Majoring in psychology.
- Born October 31, 1996.
- Son of Julie Souza-Grenier and Mark Grenier.
- Has one brother, Justen.
- Member of the National Honor Society and the AB Honor Roll each year of high school.
- Enjoys cooking, kayaking and hiking in his spare time.
- Favorite pro athlete is Troy Tulowitzki. Favorite movie is Ace Ventura: When Nature Calls.
- Chose Oregon State because of "baseball, great coaches and a totally different place than Las Vegas. OSU has great community support."

#### Grenier's Career Single-Game Highs

Hits: 3, 5 times

Doubles: 1, 11 times

Triples: 1, 9 times

Home runs: 1, 5 times

Total bases: 6, at Arizona State, Mar 17, 2017

RBI: 4, vs Kansas State, Feb 26, 2016

Runs scored: 3, vs Central Arkansas, Apr 09, 2016

Walks: 3, at Utah, Apr 22, 2016 ; vs Ball State, Feb 19, 2016

Hit by pitch: 1, 11 times

Struck out: 3, at UCLA, Apr 21, 2017 ; Arizona State, Mar 18, 2016

Sac flies: 1, 5 times

Sac bunts: 2, at UCLA, Apr 21, 2017

At bats: 5, 14 times

Stolen bases: 1, 7 times

Caught stealing: 1, 8 times

Field chances: 11, Utah, Apr 08, 2017

Putouts: 4, 11 times

Assists: 8, Utah, Apr 08, 2017



## Michael #10 Gretler IF/C

Senior • 6'2" • 185 • 3L

Bats/Throws: R/R

Bonney Lake, Wash.

Bonney Lake

#### MLB First-Year Player Draft

- Selected in the 39th round of the 2014 MLB First-Year Player Draft by Boston but did not sign.
- Selected in the 39th round of the 2017 MLB First-Year Player Draft by Pittsburgh but did not sign.

#### 2017

- All-Pac-12 Conference Honorable Mention.
- Pac-12 All-Academic Second Team.
- Corvallis Regional All-Tournament Team.
- Batted .301 with 13 doubles, four triples, five home runs and 33 RBI. Played in 62 games, starting 57 - one of just two players to

appear in all 62 games.

- Concluded the College World Series with a home run against LSU (6/24).
- Hit a three-run home run in the third and tallied a 2-for-5 night against Yale (6/4).
- Homered in the Corvallis Regional opener against Holy Cross (6/2).
- Set a career-high with three RBI and went 3-for-4 in the finale against Washington State (5/21).
- Doubled, tripled and scored a run with an RBI in a 2-for-4 effort against Portland (5/16).
- Homered in the fourth, and finished 2-for-4 with two runs and two RBI in the series opener at Oregon (5/11).
- Tied a career-high with three hits in the series opener against California (5/5).
- Homered and finished 2-for-4 against USC (4/29).
- Drove home the game-winning run with a single up the middle in the ninth inning in the series finale at UCLA (4/23).
- Drove in the game-winning run in the 10th and went 2-for-5 in the series opener at UCLA (4/21).
- Drove in a run and finished 2-for-5 with a run scored against Washington (4/14).
- Doubled twice, drove in two runs and went 3-for-5 in the win over Stanford (4/1).
- Tripled for the second consecutive game, and went 2-for-4 with two RBI in the series finale against Ball State (3/11).
- Pushed his hit streak to five games in 2-for-4 effort against UC Davis, driving in two (3/4).
- Posted his second straight 2-for-4 game in the win over Ohio State, adding a double with an RBI and a run scored (2/26).
- Drove home a run with a seventh-inning double, finishing 1-for-3, against Ohio State (2/24).

#### 2016

- Played in 31 games, making 21 starts, and batted .339 with three doubles, one home run and four RBI.
- Finished with five multi-hit games and one multi-RBI effort.
- Set a career-high with three hits in four at bats, and scored a run, in the series finale at USC (5/22).
- Tallied a 2-for-3 effort against Oregon in the series opener (5/13).
- Hit his first career home run and went 2-for-5 with two runs driven against Utah in the series finale (4/22).
- Drove in a run via a sixth-inning pinch hit single in the series finale against Washington (4/3).
- Went 2-for-3, scored two runs and drove in a run in the win over Kansas State (2/26).

#### 2015

- Played in 41 games, starting 32, and batted .171 with one double and 12 RBI.
- Doubled home two runs and went 2-for-3 with a run scored in the second game of the series against California (5/23).
- Singled home two runs in the series opener at Stanford (5/15).
- Rapped out two hits in four at bats in the opener against Oregon (4/10).
- Drove in the game-winner with a single to right in the fifth against Cal Poly (3/29).
- Tallied two hits in three at bats in the series-opening win over San Jose State (3/24).
- Went 1-for-3 with an RBI in the win over Washington State (3/21).
- Drove in two runs and went 2-for-3 against Oklahoma State (2/19).
- Pinch hit and singled for his first career hit, against New Mexico (2/15).

#### Bonney Lake High School

- Four-year letterwinner for head coach Mike Olson.

- Batted .500 his senior season, finishing with nine doubles, six home runs, 24 RBI and 13 stolen bases.
- Posted an OPS Of 1.597.
- Named all-state as a senior, and was the league MVP.
- Named First-Team All-News Tribune.
- As a junior, named first-team all-league and second-team all-state after batting .395 with 11 doubles, three home runs, 27 RBI and 23 stolen bases in 26 games.
- Also named First-Team All-News Tribune.
- As a sophomore, batted .403 with three doubles, three triples, two home runs, 17 RBI and 10 stolen bases to be named first-team all-league.
- Named all-league honorable mention as a freshman, batting .305 with five doubles, 14 RBI and seven stolen bases.
- Competed for the Royals team at the 2013 Area Code Baseball Games.
- Named as the fifth-best prospect in the state of Washington by Baseball Northwest and ninth in the Northwest.

**Personal**

- Majoring in finance.
- Born January 1, 1996.
- Son of Nancy and Jim Gretler.
- Has one brother, Mathew.
- Was on National Honor Society during his high school tenure.
- Favorite professional athletes are Derek Jeter and Russell Wilson.
- Chose Oregon State because of “the coaching staff.”

**Gretler’s Career Single-Game Highs**

Hits: 3, 4 times  
 Doubles: 2, at Stanford, Apr 01, 2017  
 Triples: 1, 4 times  
 Home runs: 1, 6 times  
 Total bases: 5, 6 times  
 RBI: 3, Yale, Jun 04, 2017 ; Washington State, May 21, 2017  
 Runs scored: 3, vs LSU, Jun 19, 2017  
 Walks: 2, 5 times  
 Hit by pitch: 1, 4 times  
 Struck out: 3, 4 times  
 Sac flies: 1, 4 times  
 Sac bunts: 1, 13 times  
 At bats: 6, Utah, Apr 08, 2017 ; vs Portland, May 13, 2015  
 Stolen bases: 2, vs Kansas State, Feb 26, 2016  
 Caught stealing: 1, Utah, May 10, 2015 ; Abilene Christian, May 25, 2017  
 Field chances: 13, Abilene Christian, May 25, 2017 ; UCLA, May 27, 2016  
 Putouts: 13, Abilene Christian, May 25, 2017  
 Assists: 5, Grambling State, Feb 28, 2015 ; Utah, May 10, 2015 ; Abilene Christian, May 26, 2017



**Logan Hatley** #39  
**LHP**

Junior • 6’6” • 210 • TR  
 Bats/Throws: L/L  
 Dallas, Ore.  
 Dallas/Linn-Benton CC

**Linn-Benton Community College**

- Spent two seasons at Linn-Benton Community College.
- Team captain in 2017.
- As a sophomore, pitched in 11 games, all starts, and was 7-3 with

- a 3.61 earned run average. Struck out 65 in 62 1/3 innings and allowed only 39 hits.
- Earned Second-Team All-South honors in 2016.
- As a freshman, pitched in 11 games, making 10 starts. Finished with a 5-1 record and 2.26 ERA in 47 2/3 innings. Struck out 53 and allowed only 30 hits.

**Dallas High School**

- Lettered three years at first base and pitcher for head coach Scot MacDonald.
- Named First-Team All-State at the 5A level in both 2014 and 2015.
- Also named First-Team All-League as a junior and senior, and named the Pitcher of the Year in the Mid-Willamette Conference in 2014 and 2015.
- Earned honorable mention honors as a sophomore in 2013.
- Served as a team captain as a senior.
- Also competed in football and basketball.

**Personal**

- Majoring in communication.
- Born Sept. 9, 1996 in Pendleton, Ore.
- Son of Linda and Thomas Hatley.
- Has two brothers, Mike and Raymond.
- After his playing career, would like to be a sports broadcaster.
- Chose Oregon State because it has a “great campus with great people and a great baseball team.”



**Luke Heimlich** #15  
**LHP**

Senior • 6’1” • 197 • 3L  
 Bats/Throws: L/L  
 Puyallup, Wash.  
 Puyallup

**2017**

- Pac-12 Pitcher of the Year.
- Pac-12 Pitcher of the Week (2/21).
- Pac-12 Pitcher of the Week (4/24).
- Pac-12 Pitcher of the Week (5/8).
- Collegiate Baseball All-America First Team.
- All-Pac-12 Conference First Team.
- Pac-12 All-Academic Honorable Mention.
- Golden Spikes Award Semifinalist.
- College Baseball Hall of Fame National Collegiate Pitcher of the Year Finalist.
- Dick Howser Trophy Semifinalist.
- Corvallis Regional All-Tournament Team.
- Made 16 starts, going 11-1 with a national low 0.76 ERA (school record) in 118 1/3 innings. Struck out 128 and held opponents to a .172 batting average.
- Won his 11th game of the season with seven shutout innings against Yale, striking out eight (6/3).
- Closed out the regular season with eight shutout innings against Abilene Christian for his 10th win of the year (5/25).
- Scattered seven hits and a run with seven strikeouts in six innings at Oregon, picking up his eighth win (5/11).
- Set a career-best with 12 strikeouts over eight shutout innings against California, earning his seventh win of the season (5/5).
- One-hit USC over eight innings, allowing one run with seven strikeouts, to earn his sixth win (4/28).
- Held UCLA to two hits and three walks, with 10 strikeouts, in 7 1/3



innings, but did not get the win (4/21).

- Threw his second career complete game, holding Stanford to four hits and a run, for the win in the season opener (3/31).
- Earned his fourth win of the season after holding Arizona State to two hits and two walks in the Pac-12 opener. Struck out eight (3/16).
- Struck out 11 and held Ball State to just two hits in eight innings for his third win of the season (3/10).
- Allowed just three hits over eight innings, and struck out 10 UC Davis batters, to earn the win, improving to 2-0 (3/4).
- Scattered seven hits over seven innings, striking out four, to earn the win against Nebraska (2/23).
- Struck out a career-high 11 over 5 2/3 innings, and allowed just four hits, but did not figure in the decision in the 2017 opener against Indiana (2/17).

## 2016

- Pac-12 All-Academic Honorable Mention.
- Made 20 appearances, including 11 starts, and went 7-4 with a 3.53 ERA in 86 2/3 innings. Struck out 63 to 25 walks and held opponents to a .237 batting average against.
- Named the Pac-12 Pitcher of the Week on May 30.
- Struck out a career-high eight in his first career complete game, a shutout of UCLA to complete the regular season (5/29).
- Started, and threw a career-long 8 1/3 innings at Utah, scattering six hits and a run with four strikeouts. Earned his fifth win (4/22).
- Tied a career-high with seven strikeouts in a career-long 7 2/3 innings for the victory against Central Arkansas (4/10).
- Started, allowing four hits and a run in 6 1/3 innings against Washington, but did not figure in the decision (4/3).
- Allowed two hits and one run while striking out five in 4 2/3 innings of relief in the finale against Cal (3/26).
- Tossed three scoreless innings in relief against San Francisco, striking out three, and earned his third win (3/12).
- Held Kansas to four hits in seven scoreless innings, striking out three, to improve to 2-0 (2/28).
- Limited Utah to four hits, two runs and a walk with seven strikeouts in a career-best 6 1/3 innings in his first start of the season (2/22).

## 2015

- Pitched in 29 games, making two starts, and posted a 2-5 record and 3.61 ERA in 52 1/3 innings.
- Recorded four saves and struck out 35.
- Opponents batted .226.
- Earned his fourth save after two scoreless innings against Stanford (5/15).
- Tossed 3 1/3 scoreless innings against Oregon, striking out one, for his third save of the season (5/5).
- Earned his second win of the season after limiting USC to just two hits with three strikeouts in four innings of relief in the series finale (4/26).
- Completed his second save of the season with 1 1/3 innings in the opener against UCLA, allowing one hit and one run (4/2).
- Earned his first career win after holding Washington State to just two hits while striking out six in 5 1/3 innings of relief (3/22).
- Faced one batter and got a hold in the win over Arizona State (3/13).
- Worked 1 2/3 scoreless innings in relief against Portland (3/10).
- Picked up his first career save after holding Fresno State scoreless while striking out two (3/8).
- Threw 12 pitches and struck out three in an inning of relief against Portland (3/4).
- Took the loss after allowing eight hits and eight earned runs over five innings against Oklahoma (2/21).
- Scattered four hits and a run in 4 1/3 innings against New Mexico, his first career start, but did not figure in the decision (2/15).

## Puyallup High School

- Lettered in 2014 for head coach Marc Wiese.
- Named the Gatorade Player of the Year for Washington as a junior and was league MVP, a Louisville Slugger All-American and first-team all-area and all-league.
- Went 11-0, sporting a 0.66 earned run average in 78 innings.
- Struck out 106.

## Personal

- Majoring in speech communication.
- Born February 3, 1996.
- Son of Meri Lee and Mark Heimlich.
- Favorite professional athlete is Clayton Kershaw.
- Favorite movie is The Dark Knight.
- Chose Oregon State because of "the coaches."

## Heimlich's Career Single-Game Highs

Innings pitched: 9.0, at Stanford, Mar 31, 2017 ; Washington State, May 19, 2017 ; UCLA, May 29, 2016  
Walks allowed: 5, at USC, May 21, 2016  
Strikeouts: 12, California, May 05, 2017  
Batters faced: 36, Washington State, May 19, 2017  
Field chances: 4, at Utah, Apr 22, 2016 ; Washington State, Mar 22, 2015



**Preston** #33  
**Jones** OF

Sophomore • 5'11" • 193 • 1L  
Bats/Throws: R/R  
Vancouver, Wash.  
Mountain View

## 2017

- Batted .333 with three doubles, one triple and four RBI. Played in 30 games, making five starts.
- Tallied his first career multi-hit (two) and multi-RBI (three) games against Abilene Christian in a 2-for-3 effort (5/25).
- Recorded his first career hit, going 1-for-3 against Washington State (5/20).
- Scored the game-winning run from second on a wild pitch against Arizona (3/25).

## Mountain View High School

- Three-year letterwinner for head coach Aaron Coiteaux.
- As of his senior season, rated as the No. 9 high school player in the state of Washington by Baseball Northwest.
- Ranked as the No. 374 high school player in the nation by Perfect Game.
- Named a first-team all-region and all-league selection after his senior season.
- Named a First-Team All-State, All-Region and All-League selection after his junior campaign.
- Batted .538 as a junior, collecting six doubles, two home runs and 13 RBI with 19 stolen bases.
- As a sophomore, was named a First-Team All-League selection after batting .447 with 11 doubles, two home runs, 17 RBI and 15 stolen bases.
- Has also lettered in football, earning All-Region honors at running back. Was the All-Region Player of the Year after his junior season.

## Personal

- Majoring in business.

- Born Sept. 23, 1997.
- Son of Julia and Pat Jones.
- Has two sisters, Jenna and Jasmine, and one brother, PJ.
- PJ played collegiately at Washington State and who is currently in the Seattle Mariners organization.
- Enjoys listening to music, hiking and ping pong in his spare time.
- Favorite TV show is Criminal Minds and favorite movie is the The Lion King.
- Chose Oregon State because of “the beautiful campus, it feels like home and because of the tremendous baseball program.”

**Jones' Career Single-Game Highs**

Hits: 2, Abilene Christian, May 25, 2017  
 Doubles: 1, Holy Cross, Jun 02, 2017 ; Abilene Christian, May 25, 2017 ; Abilene Christian, May 28, 2017  
 Triples: 1, Abilene Christian, May 25, 2017  
 Total bases: 5, Abilene Christian, May 25, 2017  
 RBI: 3, Abilene Christian, May 25, 2017  
 Runs scored: 3, Abilene Christian, May 27, 2017  
 Walks: 2, Abilene Christian, May 27, 2017  
 Struck out: 1, Utah, Apr 08, 2017 ; Ball State, Mar 11, 2017  
 At bats: 3, 4 times  
 Stolen bases: 1, Arizona, Mar 25, 2017 ; Abilene Christian, May 26, 2017  
 Field chances: 5, Utah, Apr 08, 2017 ; Abilene Christian, May 28, 2017  
 Putouts: 5, Utah, Apr 08, 2017 ; Abilene Christian, May 28, 2017



## Steven Kwan #4 OF

Junior • 5'9" • 170 • 2L  
 Bats/Throws: L/L  
 Fremont, Calif.  
 Washington

**2017**

- All-Pac-12 Conference Honorable Mention.
- Pac-12 All-Academic Honorable Mention.
- Corvallis Regional Most Outstanding Player.
- Corvallis Regional All-Tournament Team.
- Batted .331 with six doubles, one triple, one home run and 18 RBI with eight stolen bases. Played in 55 games, starting 42.
- Went 2-for-4, scored three runs, and walked twice against LSU (6/19).
- Posted a 2-for-4 night against Vanderbilt, driving in two with a walk and an RBI (6/10).
- Tied a career-high with four hits, going 4-for-5, with a run and an RBI against Yale (6/3).
- Doubled, tripled, scored two runs and walked once in a 2-for-4 night against Portland (5/16).
- Tallied a 1-for-4 night against Oregon, driving in three and adding a double (5/12).
- Hit his first career home run, a grand slam, in the sixth inning against California (5/6).
- Drove in two runs with a seventh-inning single and went 3-for-4 in the series finale at Washington (4/15).
- Drove in the game-winning run with a single in the ninth in the series opener against Utah (4/7).
- Tied a career-best with four hits and was also intentionally walked, in the win over Stanford (4/1).
- Tallied a 2-for-4 day at Saint Mary's, scoring a run (3/28).
- Posted a 2-for-4 effort in the series-opening win over Ball State

(3/9).

- Opened the season with a 2-for-4 effort against Indiana (2/17).

**2016**

- Played in 35 games, starting 15, and batted .215 with two doubles, two triples and seven RBI.
- Tripled, scored two runs and went 2-for-4 in the opener against Oregon (5/13).
- Set a season-high with four hits, including two bunt singles, with a double against Portland (5/10).
- Tallied a bunt single in the ninth against Stanford, driving in the game-tying run (4/29).
- Drove in two in the series finale versus Central Arkansas (4/10).
- Doubled for his first career hit in the win over William & Mary (3/5).

**Washington High School**

- Four-year letterwinner for head coach Mike Sewell.
- As a senior, named Second Team NCS, first team All East Bay and first team all-league.
- Batted .462 his senior year, collecting 10 doubles, five triples and 14 RBI.
- Named First-Team All-League as junior and ranked 13th in Northern California.
- Batted .489 as a junior, totaling nine doubles, one home run, 23 RBI and 12 stolen bases.
- As a sophomore, was second-team all-conference after batting .316 with six doubles, eight RBI and 10 stolen bases.
- Began his high school career with a .250 average as a freshman, finishing with four RBI and two stolen bases.

**Personal**

- Majoring in business.
- Born September 5, 1997 in Los Gatos, Calif.
- Son of Jane and Raymond Kwan.
- Has one brother, Ryan, and one sister, Christine.
- Enjoys dodgeball, wiffle ball and snowboarding in his spare time.
- Favorite athlete is Buster Posey.
- Favorite move is Benchwarmers.
- Chose Oregon State because it's a “prestigious program with a beautiful campus.”

**Kwan's Career Single-Game Highs**

Hits: 4, at Stanford, Apr 01, 2017 ; at Yale, Jun 03, 2017 ; vs Portland, May 10, 2016  
 Doubles: 1, 8 times  
 Triples: 1, Oregon, May 13, 2016 ; vs Portland, May 16, 2017 ; UCLA, May 27, 2016  
 Home runs: 1, California, May 06, 2017  
 Total bases: 5, vs Portland, May 10, 2016 ; vs Portland, May 16, 2017  
 RBI: 4, California, May 06, 2017  
 Runs scored: 3, vs LSU, Jun 19, 2017  
 Walks: 3, USC, Apr 30, 2017  
 Hit by pitch: 1, 4 times  
 Struck out: 2, vs Ball State, Feb 19, 2016 ; UC Davis, Mar 04, 2017  
 Sac flies: 1, Vanderbilt, Jun 09, 2017  
 Sac bunts: 2, UC Davis, Mar 04, 2017  
 At bats: 5, 6 times  
 Stolen bases: 2, at UCLA, Apr 23, 2017  
 Caught stealing: 1, 4 times  
 Field chances: 6, Arizona State, Mar 19, 2016  
 Putouts: 6, Arizona State, Mar 19, 2016  
 Assists: 1, UC Davis, Mar 05, 2017 ; at USC, May 20, 2016



**Trevor Larnach** #11 OF

Junior • 6'4" • 210 • 2L  
Bats/Throws: L/R  
Pleasant Hill, Calif.  
College Park

**MLB First-Year Player Draft**

• Selected in the 40th round by the San Diego Padres in the 2015 Major League Baseball First-Year Player Draft but did not sign.

**2017**

- All-Pac-12 Conference Honorable Mention.
- Pac-12 All-Academic Honorable Mention.
- Corvallis Regional All-Tournament Team.
- Batted .303 with 16 doubles, three home runs and 48 RBI. Played in 60 games, starting 58.
- Drove in three, went 2-for-3 and extended his hit streak to 10 games with a 2-for-3 night against LSU in the College World Series (6/19).
- Drove in two with a single up the middle against Cal State Fullerton, finishing the day 2-for-5 (6/17).
- Drove home a pair of runs and was 2-for-5 against Vanderbilt (6/10).
- Posted a 2-for-4 night against Yale, doubling with two runs, a walk and an RBI (6/3).
- Hit a three-run home run in the sixth and went 2-for-4 with a walk against Abilene Christian (5/26).
- Tallied a 2-for-3 day against Washington State in the series finale, adding an RBI and a walk (5/21).
- Hit his second home run of the season, in the fifth, and finished 2-for-4 against Portland (5/16).
- Extended his hit streak to 10 games with 2-for-5 effort against Arizona in the series finale, scoring a run and driving in two (3/26).
- Drove in three and went 1-for-2 with a walk against Arizona State (3/17).
- Set a career-high with three hits, including a double, and walked twice in the series finale versus Ball State (3/11).
- Drove in three and went 1-for-3 in a 5-1 win over Ball State (3/10).
- Walked twice and doubled in the series-opening win over Ball State (3/9).
- Hit his first career home run and went 2-for-3 with two runs scored in the win over Indiana (2/20).

**2016**

- Played in 28 games, making 12 starts, and batted .157 with one double and three RBI.
- Recorded his first career multi hit game against Washington, going 2-for-5 with an RBI in the series finale (4/3).
- Singled in his first career at bat, against San Diego (3/4).

**College Park High School**

- Rated No. 328 nationally amongst high school prospects by Perfect Game.
- Played for the Athletics team at the 2014 Area Code Games.
- Three-year letterwinner for head coach Andy Tarpley.
- As a senior, named First-Team All-League and First-Team All-East Bay. Named to the second team for All-State.
- In 2015, batted .373 with six doubles, one triple, two home runs and 23 RBI.
- First-Team All-State and First-Team All-League as a junior after batting .436 with 15 doubles and one home run. Drove in 28.


- As a sophomore, was named all-league and second-team all-state.
- Was the NCS batting champion after hitting .524 with seven doubles and five home runs.
- Also drove in 33 and stole six bases his sophomore season.
- Also lettered two seasons in basketball at the forward position.

**Personal**

- Majoring in sociology.
- Born February 26, 1997 in Walnut Creek, Calif.
- Son of Jeannine and Adam Larnach.
- Has three brothers, Brett, Ryan and Adam, and one sister, Victoria.
- Enjoys basketball and any other physical activities in his spare time.
- Favorite pro athlete is Barry Bonds.
- Favorite TV channel is the MLB Network.
- Chose Oregon State because it "has a beautiful campus with a great baseball program. They have great coaches and a great community and OSU has an awesome gameday atmosphere."

**Larnach's Career Single-Game Highs**

Hits: 3, Ball State, Mar 11, 2017  
Doubles: 1, 17 times  
Home runs: 1, vs Indiana, Feb 20, 2017 ; vs Portland, May 16, 2017 ; Abilene Christian, May 26, 2017  
Total bases: 5, vs Indiana, Feb 20, 2017 ; vs Portland, May 16, 2017 ; Abilene Christian, May 26, 2017  
RBI: 3, 4 times  
Runs scored: 2, 6 times  
Walks: 2, 7 times  
Hit by pitch: 1, 6 times  
Struck out: 3, at Stanford, Apr 01, 2017 ; at Arizona State, Mar 18, 2017  
Sac flies: 1, 5 times  
Sac bunts: 1, at Oregon, May 12, 2017  
At bats: 6, at Stanford, Apr 01, 2017  
Stolen bases: 1, vs LSU, Jun 19, 2017 ; at Arizona State, Mar 16, 2017  
Caught stealing: 1, Abilene Christian, May 28, 2017  
Field chances: 5, at USC, May 20, 2016  
Putouts: 5, at USC, May 20, 2016



**Nick Madrigal** #3 IF

Junior • 5'8" • 165 • 2L  
Bats/Throws: R/R  
Elk Grove, Calif.  
Elk Grove

**MLB First-Year Player Draft**

• Selected in the 17th round by the Cleveland Indians in the 2015 Major League Baseball First-Year Player Draft but did not sign.

**2017**

- Baseball America All-America First Team.
- D1Baseball.com All-America First Team.
- ABCA All-America First Team.
- Perfect Game All-America Second Team.
- NCBWA All-America Third Team.
- Collegiate Baseball All-America Third Team.
- Pac-12 Player Of The Year.
- Pac-12 Defensive Player Of The Year.
- All-Pac-12 Conference First Team.
- ABCA/Rawlings Gold Glove (second base).



- Pac-12 All-Defensive Team.
- College World Series All-Tournament Team.
- Pac-12 Player Of The Week (April 3).
- Pac-12 All-Academic Honorable Mention.
- Golden Spikes Award Semifinalist.
- Batted .380 with 20 doubles, two triples, four home runs and 40 RBI. Also stole 16 bases in 18 attempts. Played in 60 games, starting 58.
- Posted a 3-for-6 night against LSU, driving in three (6/19).
- Doubled home the game-winning runs in the second inning and finished 1-for-3 with a walk against Vanderbilt (6/9).
- Went 4-for-4 - all hits were bunt singles - and scored a run with a walk against Yale (6/4).
- Doubled, homered, drove in a career-high five runs, finishing 2-for-5 in the series finale against Washington State (5/21).
- Tied a career-best with four hits, adding three runs and two RBI with a double, against California (5/6).
- Tallied a 3-for-5 effort in the series opener against Cal (5/5).
- Doubled, went 2-for-4, walked and scored three runs in the series finale against USC (4/30).
- Doubled, tripled, went 3-for-5 and scored both of OSU's runs in the opener at Washington (4/13).
- Scored a run, doubled and drove in a run in a 3-for-4 day in the series finale against Utah (4/9).
- Doubled, tripled and scored a run in a 2-for-7 effort against Utah (4/8).
- Drove in three and finished 3-for-7 with two runs scored against Stanford (4/1).
- Drove in the game-winning runs via a single in the ninth and finished 2-for-5 in the comeback over Saint Mary's (3/28).
- Pushed his hit streak to 13 games by going 2-for-5 with a run, two doubles and an RBI in the series finale against Arizona (3/26).
- Set a career high with four runs and finished 3-for-4 with two walks and a double against Arizona State (3/17).
- Extended his hit streak to six games with a 2-for-5 night in a 5-1 win over Ball State (3/10).
- Hit a solo home run to open the first, and went 2-for-5 with two runs scored and two RBI in a 5-0 win over Ball State (3/10).
- Homered, walked twice and went 1-for-3 with two runs scored against UC Davis (3/4).
- Tallied a 3-for-4 day against Nebraska, scoring three runs, doubled and walked (2/23).
- Went 2-for-4 and scored a run in the win over Indiana (2/20).
- Hit a three-run home run in the second and finished 3-for-4 with a run scored against Duke (2/17).

## 2016

- Louisville Slugger Freshman All-American.
- Baseball America Freshman All-American.
- Perfect Game Freshman All-American.
- D1Baseball.com Freshman All-American.
- Pac-12 Freshman of the Year.
- All-Pac-12 First Team selection.
- Named to the Pac-12 All-Defensive Team.
- Pac-12 Player of the Week Feb. 23.
- Played in 49 games, starting 48, and batted .333 with 11 doubles, five triples, one home run and 29 RBI.
- Tallied 16 multi-hit efforts and five multi-RBI games.
- Hit his first career home run and doubled to finish 2-for-4 against UCLA (5/28).
- Extended his hit streak to 11 games with a 2-for-5 game in the finale against Stanford, scoring twice with a triple (5/1).
- Finished with his second four-hit effort of the season and tripled for an RBI in the series finale at Utah (4/22).
- Extended his hit streak to 10 games by going 3-for-5 with three runs and a triple against Arizona State (3/19).

- Drove in the game-winning run via a seventh-inning single in the opener against Arizona State (3/18).
- Drove home two, including the game winner, and doubled in the win over San Diego (3/5).
- Drove home the game-winning run via a single in the eighth and went 2-for-4 with three RBI in the win over Minnesota (2/21).
- Made his collegiate debut against Ball State, tallying four hits in four at bats with two RBI (2/19).

## Elk Grove High School

- Member of the 2014 USA Baseball 18U National Team that took Gold in La Paz, Mexico.
- Played in all eight games of the Pan Am Tournament, batting .481 with one triple, seven RBI and seven stolen bases.
- Rated No. 109 nationally amongst high school prospects by Perfect Game .
- Completed for the Athletics team at the 2014 Area Code Games.
- Four-year letterwinner for head coach Jeff Carlson.
- As a senior, named all-league. Named Delta League MVP and MVP of Sac Joaquin section.
- Batted .449 with 29 runs and a .513 on-base percentage in 2015. Led the Delta League with 28 stolen bases. Drove in 17 and collected seven doubles and one triple.
- Selected as a Max Preps All-American after his junior season.
- Also named All-League, All-City and All-Metro.
- Batted .421 with seven doubles, 15 RBI and 28 stolen bases as a junior.
- As a sophomore, batted .374 with six doubles, 18 RBI and 23 stolen bases and was named All-City and All-League and was named as a Max Preps Top 50 Sophomore.
- As a freshman, was named all-league honorable mention and was selected as a Max Preps Freshman All-American.
- Batted .379 with two doubles, 18 RBI and 18 stolen bases his rookie campaign.

## Elk Grove High School

- Major is sociology.
- Born March 5, 1997 in Sacramento, Calif.
- Son of Angie Day and Mike Madrigal.
- Has three brothers, Ty, Zack and Brooks, and one sister, Emma.
- Enjoys fishing and playing ping pong in his spare time.
- Favorite athlete is Jose Altuve. Favorite movie is Lone Survivor.
- Chose Oregon State because a "baseball atmosphere that is unbelievable. Oregon State has the best fans and coaches in the nation."

## Madrigal's Career Single-Game Highs

Hits: 4, 4 times  
Doubles: 2, Arizona, Mar 26, 2017  
Triples: 1, 7 times  
Home runs: 1, 5 times  
Total bases: 6, 5 times  
RBI: 5, Washington State, May 21, 2017  
Runs scored: 4, at Arizona State, Mar 17, 2017  
Walks: 3, Washington State, May 19, 2017  
Hit by pitch: 1, 7 times  
Struck out: 2, Vanderbilt, Jun 09, 2017  
Sac flies: 1, 6 times  
Sac bunts: 1, 19 times  
At bats: 7, at Stanford, Apr 01, 2017 ; Utah, Apr 08, 2017  
Stolen bases: 2, at Utah, Apr 22, 2016  
Caught stealing: 2, at Vanderbilt, Jun 10, 2017  
Field chances: 12, Utah, Apr 08, 2017  
Putouts: 8, Utah, Apr 08, 2017  
Assists: 9, vs Duke, Feb 19, 2017 ; at Arizona, May 07, 2016



**Tyler  
Malone** #7  
IF

Sophomore • 5'11" • 180 • 1L  
Bats/Throws: L/R  
Roseville, Calif.  
Woodcreek

**2017**

- Batted .256 with one double and five RBI.
- Came off the bench and finished with a 2-for-2 day against California, driving in two (5/7).
- Drove home the game-tying run in the eighth inning via a sacrifice fly in the series finale at UCLA (4/23).
- Posted his first career two-hit game in the comeback win over Saint Mary's (3/28).
- Drove in the game-winning run, in the third inning, in the finale versus Arizona State via a groundout (3/18).
- Tallied his first career hit in the finale versus Ball State (3/11).

**Woodcreek High School**

- Three-year letterwinner for head coach Eric Valencia.
- Ranked as the No. 435 high school player in the nation by Perfect Game.
- Team captain his junior and senior seasons.
- Named all-league as a senior. Batted .387 with 14 doubles, two triples, three home runs and 19 RBI. Also stole 19 bases and posted a .547 on-base percentage.
- As a junior, batted .421 with seven doubles, five home runs and 26 RBI to go along with 14 stolen bases.
- Named First-Team All-League and earned the Rivercats All-City Player Award after his junior season. Also earned the United States Army Reserve National Scholar Athlete Award and was on the Principal's Honor Roll.
- Named All-League as a sophomore, and was on the Principal's Honor Roll.
- As a sophomore, batted .342 with seven doubles, two home runs, 21 RBI and nine stolen bases.

**Personal**

- Major is undecided.
- Born Nov. 4, 1997.
- Son of Angela and Todd Malone.
- Has one brother, Zack.
- Father, Todd, played in the New York Yankees organization.
- On National Honor Society in high school and earned the Student-Athlete Award from the U.S. Army.
- Aspires to be a high school teacher after his playing career because he'd also like to coach.
- Favorite professional athlete is Robinson Cano.
- Chose Oregon State because of "the coaching staff, the college town feel, the baseball reputation along with the fan support and the fact OSU is in the Pac-12."

**Malone's Career Single-Game Highs**

Hits: 2, at Saint Mary's, Mar 28, 2017 ; California, May 07, 2017  
Doubles: 1, vs LSU, Jun 23, 2017  
Total bases: 2, vs LSU, Jun 23, 2017 ; at Saint Mary's, Mar 28, 2017 ; California, May 07, 2017  
RBI: 2, California, May 07, 2017  
Runs scored: 2, vs LSU, Jun 19, 2017 ; Abilene Christian, May 27, 2017  
Walks: 2, vs LSU, Jun 19, 2017

Hit by pitch: 1, at Stanford, Apr 01, 2017  
Struck out: 2, vs LSU, Jun 23, 2017 ; vs LSU, Jun 24, 2017  
Sac flies: 1, at UCLA, Apr 23, 2017  
At bats: 4, vs LSU, Jun 23, 2017  
Stolen bases: 1, vs LSU, Jun 19, 2017 ; Abilene Christian, May 27, 2017  
Caught stealing: 1, at Stanford, Apr 01, 2017  
Field chances: 10, Abilene Christian, May 26, 2017  
Putouts: 10, Abilene Christian, May 26, 2017  
Assists: 2, Abilene Christian, May 27, 2017



**Jordan  
Mambaje** #47  
C

Freshman • 5'8" • 223 • HS  
Bats/Throws: R/R  
Boring, Ore.  
Clackamas

**Clackamas High School**

- Lettered two seasons for head coach John Arnston.
- Earned Second-Team All-State as a senior and was named the team's Offensive Player of the Year.
- Played in the Oregon All-Star Series.
- As a junior, batted .309 with nine doubles and 24 RBI. Named First-Team All-League.
- Has also served as team captain and played in the Oregon Futures All-Star Game.

**Personal**

- Major is undecided.
- Born March 27, 1998 in Portland, Ore.
- Son of Bea and Tony Mambaje.
- Has one sister, Katie.
- Enjoys traveling, snorkeling and video games in his spare time.
- Favorite athlete is Michael Jordan and favorite movie is Gladiator.
- Chose Oregon State because of "the family atmosphere and the college-town feel of the campus. The coaches are great and I want to win."



**Alex  
McGarry** #44  
IF/OF

Sophomore • 6'2" • 200 • TR  
Bats/Throws: L/L  
Vancouver, Wash.  
Columbia River/Tacoma CC

**Tacoma Community College**

- Played one season for Tacoma Community College.
- Played in 43 games, batting .336 with 10 doubles, four triples, two home runs and 43 runs batted in. Walked 27 times to just 19 strikeouts.
- Added 12 stolen bases in 13 attempts.
- Recorded 15 multiple-hit efforts, including a season-high four April 8 against Green River.

**Columbia River High School**

- Lettered two seasons for head coach Stephen Donohue.

- Earned First-Team All-League honors twice during his high school career. Also named First-Team All-State once.
- Batted .523 as a senior, collecting four doubles, two triples, two home runs and 34 RBI.

**Personal**

- Majoring in business.
- Born May 11, 1998.
- Son of Kerry and Steve McGarry.
- Has one brother, Sean, and one sister, Kelsey.
- Has been active in the community, working with Doernbecher Children’s Hospital when he was in high school.
- Chose Oregon State because “it’s everything I was looking for in a college.”



**Kyleer McMahan** **#1**  
**IF**

Freshman • 5’10” • 165 • HS  
 Bats/Throws: R/R  
 Seattle, Wash.  
 Lynnwood

**Lynnwood High School**

- Four-year letterwinner for head coach Fraser Dizzard.
- Played for the Royals at the 2016 Area Code Games.
- Earned four consecutive First-Team All-League awards, all at shortstop, during his career at Lynnwood.
- Named Wesco Conference Most Valuable Player as a senior.
- In 2016, as a junior, batted .299 with seven doubles, one triple, one home run and 13 RBI. Also stole 10 bases.
- As a sophomore, batted .397 with seven doubles, three triples, one home run and 16 RBI with eight stolen bases.
- Batted .415 as a freshman, in 2014, collecting nine doubles, three triples and 10 RBI.

**Personal**

- Major is undecided.
- Born Dec. 17, 1998.
- Son of Sherry and Brian McMahan.
- Has two sisters, Houston and Kennedy.
- Was in Honor Society in high school.
- Wants to go into firefighting, “to help the community,” after his playing career is over.
- Favorite athlete is Derek Jeter.
- Chose Oregon State “because of the coaches and the atmosphere of the college town.”



**George Mendazona** **#13**  
**IF**

Sophomore • 6’0” • 180 • 1L  
 Bats/Throws: L/R  
 Madras, Ore.  
 Ridgeview

**2017**

- Appeared in 13 games, three starts, with 10 at bats, one run and one RBI.

**Ridgeview High School**


- Four-year letterwinner for head coach Josh Davis.
- Played for the Kansas City Royals at the 2015 Area Code Games.
- Rated as the No. 3 high school player in the state of Oregon by Baseball Northwest.
- As a junior, batted .570 with 16 doubles, nine triples and three home runs with 28 RBI and 15 stolen bases. Named the IMC Player of the Year and First-Team All-State.
- As a sophomore, batted .624 with 17 doubles, 11 triples, three home runs and 46 RBI with 16 stolen bases. Named First-Team All-IMC and First-Team All-State.
- As both a junior and sophomore, played at the Oregon Futures Game at Volcanoes Stadium.
- Batted .422 with seven doubles, two triples, nine RBI and 11 stolen bases his freshman year and was named second-team all-IMC.
- Also lettered as a cornerback in football as a sophomore, earning All-Conference and All-State honors.
- Lettered in basketball for four seasons, earning first and second-team honors.

**Personal**

- Major is undecided.
- Born Aug. 31, 1997 in Corvallis, Ore.
- Son of Jeanne and Mike Mendazona.
- Has one sister, Rachel.
- Grandfather Jim Jarvis played basketball, baseball and golf at Oregon State. Grandfather Henry Mendazona played baseball at Oregon State.
- Enjoys golf, fly fishing and FIFA in his spare time.
- Aspires to go into sports broadcasting after his playing career.
- Favorite professional athlete is Chase Utley.
- Chose Oregon State because “my family went here, it has a great baseball program and I have great friends that go to OSU.”

**Mendazona’s Career Single-Game Highs**

RBI: 1, USC, Apr 30, 2017  
 Runs scored: 1, UC Davis, Mar 04, 2017  
 Walks: 1, UC Davis, Mar 04, 2017  
 Hit by pitch: 1, USC, Apr 30, 2017  
 Struck out: 1, 4 times  
 At bats: 2, vs Indiana, Feb 20, 2017 ; Washington State, May 21, 2017  
 Field chances: 1, 6 times  
 Putouts: 1, vs Indiana, Feb 20, 2017  
 Assists: 1, 5 times



**Jake Mulholland** **#38**  
**LHP**

Sophomore • 6’2” • 205 • 1L  
 Bats/Throws: L/L  
 Snohomish, Wash.  
 Snohomish

**2017**

- NCBWA All-America Second Team.
- Collegiate Baseball Freshman All-America.
- NCBWA Freshman All-America.
- Baseball America Freshman All-America.
- All-Pac-12 Conference Honorable Mention.
- Pac-12 Pitcher of the Week (4/10).
- NCBWA Midseason Stopper of the Year Watch List.
- Made 28 appearances, all in relief, and posted a 7-1 record with a



1.20 ERA in 52 1/3 innings. Held opponents to a .183 average and saved six games.

- Picked up the win in the College World Series opener against Cal State Fullerton, going 4 1/3 scoreless innings (6/17).
- Earned his sixth win with 2 2/3 scoreless innings of relief against Portland (5/16).
- Worked a career-long 6 2/3 innings, allowing two hits and a run, to earn the win in extra innings against Utah (4/8).
- Struck out a season-best five in 2 1/3 innings of relief against Portland for his third save of the season (4/4).
- Picked up his second save after a perfect ninth against Saint Mary's, striking out two (3/28).
- Earned the save with three scoreless innings against Ball State, striking out two (3/10).
- Picked up his first career win after throwing four scoreless innings in relief against UC Davis, facing one over the minimum (3/5).
- Worked three scoreless innings against Nebraska, striking out three while allowing two hits (2/25).
- Tossed two scoreless innings against Indiana, scattering two hits while striking out one (2/20).
- Made his collegiate debut in the opener against Indiana, striking out three in 2 1/3 innings of relief (2/17).

#### Snohomish High School

- Three-year letterwinner for head coach Kim Hammons.
- Played for the Kansas City Royals Area Code Games team in 2015.
- Rated as the No. 5 high school player in the state of Washington by Baseball Northwest. Is the highest rated left-handed pitcher.
- As a senior, was first-team all-state and the Everett Herald Player of the Year.
- Played at the state of Washington All-Star Game.
- Went 6-0 with a 0.00 ERA as a senior. Posted 49 strikeouts in 33 innings and had a WHIP of 0.30. His strikeout-to-walk ratio was 17:1.
- Named first-team all-conference and first-team all area as a junior, in addition to being named second-team all-state.
- As a junior, was 11-0 with a 0.85 ERA in 11 games. Struck out 81 in 63 innings of work. Also batted .409 with five doubles and 12 RBI.
- As a sophomore, was named all-league honorable mention after going 2-2 with a 2.33 ERA in 10 appearances. Struck out 20 in 21 innings.

#### Personal

- Majoring in business.
- Born March 4, 1997 in Corona, Calif.
- Son of Jennifer and Michael Mulholland.
- Has two sisters, Devin and Cori.
- Enjoys ping pong, biking and fishing in his spare time.
- Favorite TV show is The Office.
- Wants to go into sports marketing or become a lawyer after his playing career.
- Chose Oregon State because "I felt that Oregon State would give me the best possible opportunity to better myself as a student as well as a baseball player. And to achieve the goal of winning the College World Series."

#### Mulholland's Career Single-Game Highs

Innings pitched: 6.2, Utah, Apr 08, 2017  
Walks allowed: 3, Utah, Apr 08, 2017  
Strikeouts: 5, at Portland, Apr 04, 2017  
Batters faced: 24, Utah, Apr 08, 2017  
Field chances: 1, 9 times



## Kyle Nobach #28 OF

R. Senior • 5'10" • 193 • 2L  
Bats/Throws: R/R  
Marysville, Wash.  
Marysville/Everett CC

#### 2017

- Did not play.

#### 2016

- Pac-12 All-Academic Honorable Mention.
- Played in 50 games, starting 44, and batted .280 with seven doubles, one triple, two home runs and 24 RBI.
- Finished with 15 multi-hit games and eight multi-RBI efforts.
- Went 2-for-4 with two runs in the series finale against UCLA (5/29).
- Went 2-for-3 and drove home two on a double in the eighth against Oregon (5/13).
- Doubled twice, walked twice, drove in three and doubled twice in the series opener at Washington State (4/14).
- Drove in a run and went 2-for-3 with a double against Central Arkansas (4/8).
- Tallied a 2-for-3 night against San Diego State, tripling with a walk and a run scored (3/29).
- Homered, driving in two, in the opener versus San Diego State (3/28).
- Drove in three runs on the strength of a 2-for-4 night at Portland (3/22).
- Homered, scored twice and went 3-for-4 with two RBI in the series opener against San Francisco (3/11).
- Extended his hit streak to five games in a 1-for-2 effort against Kansas, driving home the game-winning runs in the sixth (2/28).
- Went 3-for-4 and scored three runs in the win over Kansas State (2/26).
- Scored a run, drove in a run and went 2-for-4 against Utah Valley (2/20).

#### 2015

- All-Pac-12 Honorable Mention.
- Played in 52 games, starting 42, and batted .317 with 15 doubles, two home runs and 27 RBI.
- Homered, drove in three and scored four runs in a midweek win over Portland (5/13).
- Went 2-for-4 in the finale at Washington (5/2).
- Opened the series at Washington with a 2-for-5 effort (4/30).
- Drove home two runs and went 2-for-5 with two runs scored in the finale at Oregon (4/12).
- Doubled home a run in the seventh and went 1-for-3 against UCLA (4/3).
- Doubled, scored a run and went 2-for-4 against San Jose State (3/24).
- Doubled, drove in a run and went 2-for-5 in the win over Portland (3/10).
- Recorded four hits in five at bats against Portland, doubling and scoring three runs (3/4).
- Doubled home the game-winning runs against Grambling State (2/27).
- Hit a walkoff single, doubled and drove in two runs in his first career game, against Michigan State (2/14).

**Everett Community College**

- Played one season for the NWAAC school.
- Batted .321 as a freshman, collecting six doubles, three triples, one home run and 13 RBI in 30 games.

**Marysville High School**

- Lettered three years for head coach Kurt Koshelnik.
- Earned first-team all-league honors during his career.
- Batted .321 as a senior, finishing with seven doubles, two triples and two home runs.
- Hit .324 his junior season, hitting one home run.
- Batted .410 as a sophomore, finishing with three home runs.

**Personal**

- Major is sociology.
- Born April 24, 1995 in Everett, Wash.
- Son of Ginger and Brad Nobach.
- Has two sisters, Kristie and Kaitlin.
- Enjoys golfing, wakeboarding and going to breakfast with his grandfather in his spare time.
- Favorite professional athlete is Russell Wilson.
- Chose Oregon State because "I loved the coaches and how the program is run."

**Nobach's Career Single-Game Highs**

Hits: 3, vs Kansas State, Feb 26, 2016 ; San Francisco, Mar 11, 2016  
 Doubles: 2, at Washington State, Apr 14, 2016  
 Triples: 1, San Diego State, Mar 29, 2016  
 Home runs: 1, San Francisco, Mar 11, 2016 ; San Diego State, Mar 28, 2016  
 Total bases: 6, San Francisco, Mar 11, 2016  
 RBI: 3, at Washington State, Apr 14, 2016 ; at Portland, Mar 22, 2016  
 Runs scored: 3, vs Kansas State, Feb 26, 2016  
 Walks: 2, at Washington State, Apr 14, 2016 ; Stanford, May 01, 2016 ; Oregon, May 15, 2016  
 Hit by pitch: 1, 7 times  
 Struck out: 2, 9 times  
 Sac flies: 1, vs Minnesota, Feb 21, 2016 ; at California, Mar 26, 2016  
 Sac bunts: 1, 4 times  
 At bats: 5, 5 times  
 Stolen bases: 1, vs Kansas, Feb 28, 2016 ; San Francisco, Mar 13, 2016  
 Caught stealing: 1, at San Diego, Mar 04, 2016 ; Arizona State, Mar 18, 2016  
 Field chances: 4, vs Central Arkansas, Apr 09, 2016 ; San Diego State, Mar 29, 2016 ; UCLA, May 27, 2016  
 Putouts: 4, vs Central Arkansas, Apr 09, 2016 ; San Diego State, Mar 29, 2016 ; UCLA, May 27, 2016  
 Assists: 1, Stanford, Apr 29, 2016



**Ryan Ober** #18 IF

Freshman • 5'11" • 180 • HS  
 Bats/Throws: R/R  
 Snohomish, Wash.  
 Glacier Park

**Glacier Park High School**

- Four-year letterwinner for head coach Bob Blair.
- Earned First-Team All-State, All-Area and All-League honors as a senior. Batted .441 with nine doubles, two triples, one home run and 23 runs batted in with six stolen bases.

- Named USA Today First-Team in Washington as a senior and earned Seattle Star Times First-Team honors as well.
- As a junior, named First-Team All-Area and First-Team All-League. Also honored as a High School Heisman Award nominee.
- Batted .421 with 13 doubles and one home run in 2016.
- As a sophomore, earned Second-Team All-League honors. The previous season, in 2014 as a freshman, was named Honorable Mention All-League.
- Batted .317 with five doubles as a freshman.

**Personal**

- Major is undecided.
- Born April 13, 1999 in Mesa, Ariz.
- Son of Kathy and Steve Ober.
- Has one sister, Maddi.
- Sister, Maddi, played college volleyball at Western Oregon in 2014 and 2015. His father, Steve, was a rower at Wisconsin in 1984 and 1985.
- Was on the National Honor Society in high school.
- Has volunteered his time to feed the homeless in Seattle in addition to coaching baseball camps for youth.
- Chose Oregon State because of "the coaching staff, the dominant baseball program and the good business program."



**Dylan Pearce** #49 RHP

Junior • 5'9" • 165 • TR  
 Bats/Throws: L/R  
 Central Point, Ore.  
 Crater/Southwestern Oregon CC

**Southwestern Oregon Community College**

- Played two seasons for the community college.
- During his tenure at Southwestern Oregon, earned both first and second team honors.
- As a sophomore, was 4-3 with a 2.66 earned run average in 10 games. Struck out 83 in 71 innings.
- As a freshman, posted a 5-3 record and 2.19 ERA in 11 games. Posted 53 strikeouts in 65 2/3 innings.

**Crater High School**

- Lettered four seasons for head coach Jay Campbell.
- During his career, named First-Team All-League and voted as the team's Most Valuable Pitcher.

**Personal**

- Majoring in sociology.
- Born May 1, 1997 in Medford, Ore.
- Son of Ora and Rob Pearce.
- Has one sister, Abbi.
- Enjoys MMA, bass fishing, hunting and anything outdoors.
- Favorite athlete is Nolan Ryan. Favorite movies are The Pistol and Final Season.
- Volunteered for the Oregon Department of Fish and Wildlife.
- Chose Oregon State because "it is the school of my dreams and the best of the best. I've worked 15 years to be here."



**Adley Rutschman** #35  
**C/IF**

Sophomore • 6'2" • 216 • 1L  
Bats/Throws: S/R  
Sherwood, Ore.  
Sherwood

**MLB First-Year Player Draft**

• Selected in the 40th round of the 2016 MLB First-Year Player Draft by Seattle but did not sign.

**2017**

- All-Pac-12 Conference Honorable Mention.
- Corvallis Regional All-Tournament Team.
- Batted .234 with seven doubles, one triple, two home runs and 33 RBI. Played in 61 games, starting 56.
- Drove home the game-winning run with a single in the eighth against Cal State Fullerton (6/17).
- Tallied a 2-for-4 night against Holy Cross, adding a double and RBI (6/2).
- Equaled a season-high with three hits, adding a run and RBI, against Washington State (5/20).
- Homered in the fourth, and tied a season-best with three hits, driving in two, in the series opener at Oregon (5/11).
- Drove in two runs via a sac fly and then a single in the series finale against California (5/7).
- Tied a career-best with three RBI in the opener against Cal, going 2-for-4 with a double (5/5).
- Tallied a 2-for-4 effort against Oregon, driving in one (5/2).
- Drove home two with an eighth-inning single in the series finale against USC (4/30).
- Tallied his second career three-hit game, doubling and driving in a run against Washington (4/14).
- Hit a sac fly in the 16th inning to drive in the game-winning run against Utah (4/8).
- Drove a pinch-hit single into left in the sixth inning at Portland, driving in two, including the game-winning run (4/4).
- Hit his first career home run and drove in a season-best three runs in the series finale at Stanford (4/2).
- Tallied a 2-for-5 effort against Stanford, scoring two runs (4/1).
- Hit his first career triple, driving in a run, in the series finale versus Ball State (3/11).
- Doubled twice, scored two runs, drove in one run and went 3-for-5 in the second game of a DH against UC Davis (3/4).
- Posted his first career multi-hit game, against Nebraska, going 2-for-4 with a run in the win (2/23).
- Recorded his first career hit, RBI and two runs scored in the win over Duke (2/19).

**Oregon State Football**

• Played for the Oregon State football team his freshman year. Served placekicker on kickoffs, averaging 59.5 yards per kick. Totaled 20 touchbacks.

**Sherwood High School**

- Three-year letterwinner, two for head coach Jon Strohmeier.
- As of his senior year, rated as the No. 2 high school player in the state of Oregon by Baseball Northwest.
- Ranked as the No. 427 high school player in the nation by Perfect Game.
- Named First-Team All-League and First-Team All-State after his junior year in which he batted .444 with seven doubles, two home

runs and 13 RBI.

- During the summer, batted .482 with seven home runs, 29 RBI and seven stolen bases.
- As a sophomore, was named First-Team All-League and Second-Team All-State after batting .383 with six doubles, 23 RBI and seven stolen bases. On the mound, posted a 1.17 earned run average in six innings of work.
- Has also lettered four years in football, and earned All-League honors at kicker and linebacker and second-team All-State as a kicker.
- Booted a state-record 63-yard field goal as a senior in 2015.

**Personal**

- Majoring in business.
- Born Feb. 6, 1998 in Portland, Ore.
- Son of Carol and Randy Rutschman.
- Has one sister, Josie.
- Father, Randy, played collegiately at Linfield. Grandfather, Ad, was head football coach at Linfield until 1991.
- Enjoys golf and fishing in his spare time.
- Member of the National Honor Society in high school.
- Chose Oregon State because of "great coaching, the town and the school."

**Rutschman's Career Single-Game Highs**

Hits: 3, 4 times  
Doubles: 2, UC Davis, Mar 04, 2017  
Triples: 1, Ball State, Mar 11, 2017  
Home runs: 1, at Stanford, Apr 02, 2017 ; at Oregon, May 11, 2017  
Total bases: 6, at Oregon, May 11, 2017  
RBI: 3, at Stanford, Apr 02, 2017 ; California, May 05, 2017  
Runs scored: 2, 8 times  
Walks: 2, 4 times  
Hit by pitch: 1, vs Ohio State, Feb 26, 2017 ; Yale, Jun 04, 2017 ; Washington State, May 21, 2017  
Struck out: 2, 8 times  
Sac flies: 1, 6 times  
Sac bunts: 1, at Stanford, Apr 02, 2017 ; at Washington, Apr 13, 2017  
At bats: 5, 7 times  
Stolen bases: 1, 5 times  
Field chances: 17, vs Indiana, Feb 17, 2017  
Putouts: 16, vs Indiana, Feb 17, 2017  
Assists: 4, Ball State, Mar 11, 2017  
Runners CS: 2, vs LSU, Jun 23, 2017 ; California, May 06, 2017



**Zak Taylor** #16  
**C/IF**

Junior • 6'2" • 205 • 2L  
Bats/Throws: R/R  
Sherwood, Ore.  
Sherwood

**2017**

- Batted .232 with two doubles and six RBI.
- Drove home two on a double in the sixth against Arizona (3/25).
- Walked once and finished 1-for-3 in the finale versus Arizona State (3/18).

**2016**

- Played in seven games, making two starts. Batted .125 with three RBI.
- Picked up his first career hit and drove in a run in the win over San



Diego (3/5).

**Sherwood High School**

- Rated as the No. 10 high school prospect in the state of Oregon by Baseball Northwest.
- Rated No. 367 nationally amongst high school prospects by Perfect Game.
- Played for the Royals Team at the 2014 Area Code Games.
- Four-year letterwinner for head coach Jon Strohmaier. Started all four seasons.
- Played in 28 games as a senior, and batted .329 with 13 doubles, one triple, two home runs and 24 RBI.
- First-Team All-League as both a pitcher and catcher as a junior and was named second-team All-State as a pitcher and honorable mention as a catcher.
- Batted .355 with nine doubles, two home runs, 16 RBI and eight stolen bases as a junior.
- As a sophomore, was named first-team all-league and helped guide Sherwood to a 5A State Championship.
- Batted .330 with eight doubles, one home run, 27 RBI and three stolen bases as a sophomore.
- Also went 4-1 with a 2.53 ERA in seven games.
- Opened his high school career by batting .290 with 10 doubles, one home run and 24 RBI as a freshman.
- Named second-team all-league his rookie campaign.
- Also lettered two seasons in football as a tight end and offensive lineman.

**Personal**

- Majoring in psychology.
- Born September 6, 1996 in Tualatin, Ore.
- Son of Holly and Mo Taylor.
- Was on National Honor Society and the Honor Roll in high school.
- Enjoys golf in his spare time.
- Favorite pro athlete is Miguel Cabrera.
- Favorite move is Bull Durham.
- Chose Oregon State because it's "an outstanding baseball program, to get a great education and it is close to home."

**Taylor's Career Single-Game Highs**

Hits: 2, Arizona, Mar 25, 2017  
 Doubles: 1, vs Duke, Feb 17, 2017 ; Arizona, Mar 25, 2017  
 Total bases: 3, Arizona, Mar 25, 2017  
 RBI: 2, at Stanford, Apr 01, 2017 ; Arizona, Mar 25, 2017  
 Runs scored: 2, at Stanford, Apr 02, 2017 ; Arizona, Mar 26, 2017  
 Walks: 1, 4 times  
 Hit by pitch: 1, vs Duke, Feb 17, 2017 ; vs Kansas State, Feb 26, 2016  
 Struck out: 2, Utah, Apr 07, 2017 ; at UCLA, Apr 22, 2017 ; at Oregon, May 13, 2017  
 Sac flies: 1, vs Duke, Feb 19, 2017 ; vs Kansas, Feb 27, 2016  
 Sac bunts: 1, at Stanford, Apr 02, 2017  
 At bats: 4, 6 times  
 Field chances: 14, at Stanford, Mar 31, 2017  
 Putouts: 13, at Stanford, Mar 31, 2017  
 Assists: 2, Utah, Apr 07, 2017



**Sam** **#12**  
**Tweedt** **RHP**

R. Junior • 6'3" • 215 • 2L  
 Bats/Throws: R/R  
 Salem, Ore.  
 South Salem

**2017**

- Pac-12 All-Academic Honorable Mention.
- Pitched in 14 games, with six starts, and was 3-0 with a 2.50 ERA in 36 innings.
- Tossed a scoreless ninth inning against Vanderbilt (6/9).
- Tossed two scoreless innings of relief against Yale, striking out three (6/3).
- Tossed 1 2/3 scoreless innings of relief against Portland, striking out two (5/16).
- Scattered three hits and two runs with five strikeouts in 5 2/3 innings against UC Davis for his third win of the season (3/4).
- Picked up his second win after holding Nebraska to seven hits and two runs with four strikeouts in five innings (2/25).
- Made his first start of the season, picking up the win against Duke, after scattering two hits and a run in six innings (2/17).

**2016**

- Did not play.

**2015**

- Pitched in 21 games, with six starts, and was 8-1 with a 2.85 ERA in 47 1/3 innings.
- Opponents batted .207 against and he struck out 32.
- Held Oregon scoreless over six innings in a start, allowing three hits, but did not figure in the decision (5/19).
- Shut out Portland over six innings, scattering six hits, for his eighth win of the season (5/13).
- Scattered three hits and two unearned runs over 5 2/3 innings against Oregon for his seventh win of the season (5/5).
- Earned the win after tossing a perfect inning of relief against USC (4/25).
- Won his fourth game with an eight-inning start against San Jose State, scattering three hits and a run with four strikeouts (3/24).
- Earned his third win of the season after scattering four hits and three runs with six strikeouts in 5 1/3 innings against Portland (3/10).
- Made his first career start and struck out six with no walks, four hits allowed and one run against Portland, getting the win (3/4).
- Pitched three scoreless innings against Oklahoma, striking out three (2/21).
- Worked 2/3 innings for his first career win, coming against Michigan State (2/14).

**South Salem High School**

- Three-year letterwinner for head coach Josh Kerr.
- Named second-team all-league as a senior after going 6-4 with a 1.00 ERA in 13 games.
- Finished with 99 strikeouts in 70 innings and had a WHIP of 0.87 while opponents batted just .147 against him.
- Named second-team all-league at pitcher as a sophomore and first-team as a junior.
- Was voted second team offensively.
- Batted .365 with seven doubles, one triple, two home runs, 23 RBI and two stolen bases offensively as a junior.
- On the mound, went 4-5 with a 1.65 ERA in 12 games, striking out

46 in 63 2/3 innings of work.

- Competed for the Royals team at the 2013 Area Code Baseball Games.
- Named as the fourth-best prospect in the state of Oregon by Baseball Northwest.
- Also the No. 13 prospect in the Northwest.

#### Personal

- Majoring in finance.
- Born October 23, 1995.
- Son of Anne and Darin Tweedt.
- Has one sister, Madelein.
- Enjoys fishing, watching other sports and movies, collecting shoes and editing photography in his spare time.
- Was on Honor Roll all eight semesters of high school.
- Chose Oregon State because the “coaching staff is the best around and the program is top notch with a rich tradition.”

#### Tweedt's Career Single-Game Highs

Innings pitched: 8.0, San Jose State, Mar 24, 2015

Walks allowed: 3, vs Oklahoma, Feb 21, 2015 ; Oregon, May 05, 2015

Strikeouts: 6, at Portland, Mar 04, 2015 ; Portland, Mar 10, 2015

Batters faced: 27, San Jose State, Mar 24, 2015

Field chances: 2, 4 times



## Mitchell Verburg #32 RHP

Sophomore • 6'3" • 204 • 1L

Bats/Throws: R/R

Lake Oswego, Ore.

Lake Oswego

#### 2017

- Made 14 appearances, all in relief, and was 1-0 with 0.93 ERA in 9 2/3 innings. Saved two games.
- Picked up his second save after retiring the final two batters of the game in a win over Oregon (5/12).
- Earned his first career win after going a scoreless inning in relief in the series finale at UCLA (4/23).
- Got out of a bases-loaded jam in the ninth and worked 1 1/3 scoreless innings of relief against Washington (4/13).
- Tossed a perfect ninth, picking up two strikeouts, against Stanford (4/1).
- Faced one batter in the win over Duke, getting the game's last out for his first career save (2/17/17).

#### Lake Oswego High School

- Three-year letterwinner for head coach Jake Anders.
- Rated as the No. 2 player in the state of Oregon and 238th nationally by Perfect Game. Played at the 2015 Area Code Games for the Kansas City Royals team.
- Rated as the No. 4 high school player in the state of Oregon by Baseball Northwest.
- Ranked as the No. 271 high school player in the nation by Perfect Game.
- Named to the Top Prospect Team at the Perfect Game National Showcase and the All-Tournament Team at the 17U Perfect Game World Series.
- As a junior, went 5-3 on the mound with a 2.14 ERA in 18 games. Struck out 95 in 74 innings. Offensively, batted .266 with 10 doubles, two home runs and 25 RBI.

• Went 3-1 his sophomore season, posting a 0.89 ERA in 14 games. Struck out 75 in 62 innings. Batted .294 with 12 doubles, two home runs and 34 RBI.

• As a sophomore, was selected by Baseball Northwest to play at the USA Baseball NTIS.

• Went 2-0 as a freshman, finishing with a 2.42 ERA. Pitched in seven games, and struck out 30 in 34 innings.

• Also lettered four seasons in football at quarterback and two years in basketball.

#### Personal

- Major is undecided.
- Born Jan. 28, 1998 in Portland, Ore.
- Son of Shawna and Rick Verburg.
- Has one brother, Daniel.
- Enjoys fishing, school and billiards in his spare time.
- Aspires to be in the physical therapy business after his baseball career.
- Biggest athletic thrill to date is coming to Oregon State to play baseball.
- Chose Oregon State because of the “fit with the school and the best baseball program in the country.”

#### Verburg's Career Single-Game Highs

Innings pitched: 1.1, at Washington, Apr 13, 2017

Walks allowed: 1, 4 times

Strikeouts: 2, at Stanford, Apr 01, 2017 ; at Washington, Apr 13, 2017 ; Ball State, Mar 10, 2017

Batters faced: 7, at Washington, Apr 13, 2017

Field chances: 1, at Washington, Apr 13, 2017 ; USC, Apr 29, 2017 ; Arizona, Mar 26, 2017

Assists: 1, USC, Apr 29, 2017 ; Arizona, Mar 26, 2017



## Cade Warren #45 RHP

R. Freshman • 6'0" • 165 • RS

Bats/Throws: R/R

Miles City, Mont.

Custer County District

#### 2017

- Did not play.

#### Custer County District High School

- Did not play baseball for the high school program. Played club baseball.
- Played four years of club baseball.
- As a senior, batted .408 with 19 doubles, three triples, three home runs and 55 RBI with 26 stolen bases.
- On the mound, as a senior, was 4-0 with a 0.45 ERA in eight games. Struck out 49 in 31 innings.

#### Personal

- Majoring in business.
- Born March 2, 1998.
- Son of Wendy and Lafe Warren.
- Has one brother, Brac, who competed for Oregon.
- Enjoys hunting, fishing, basketball and golf in his spare time.
- Favorite professional athlete is Clayton Kershaw.
- Chose Oregon State because “I always wanted to play in the Pac-12. I know Oregon State competes for a title every year and the program has great coaches.”



## Elliot Willy

## #14 OF

R. Freshman • 6'1" • 190 • RS  
Bats/Throws: R/R  
Bend, Ore.  
Bend

### 2017

- Did not play.

### Bend High School

- Three-year letterwinner for head coach Adam Randall.
- Rated as the No. 5 high school player in the state of Oregon by Baseball Northwest.
- Ranked as the No. 394 high school player in the nation by Perfect Game.
- Batted .400 as a senior, collecting six home runs and 34 RBI in addition to 38 hits.
- First-Team All-State as a senior. Also played in the state of Oregon All-Star Game.
- 2015 Team MVP and First-Team All-League in addition to Second-Team All-State after batting .391 with eight doubles, six home runs and 33 RBI.
- As a sophomore, batted .405 with 22 doubles, three home runs and 21 RBI.
- Named First-Team All-State and First-Team All-League after his sophomore campaign.
- Lettered two years in basketball at the forward position in addition to one year at football as a free safety and wide receiver.

### Personal

- Majoring in agriculture business management.
- Born June 6, 1997 in Coeur d'Alene, Idaho.
- Son of Theresa and Roy Willy.
- Has one brother, Seth, and one sister, Annika.
- Wants to own a farm or work on one when his playing career is over.
- Favorite professional athlete is Madison Bumgarner.
- Favorite thing about baseball is the battle between the batter and the pitcher.
- Chose Oregon State "for the blue-collar atmosphere and the team unity." Also because of the family atmosphere with both the school and the baseball program."



## Zack

## #30

## Zalesky

## C/IF

R. Freshman • 5'10" • 195 • RS  
Bats/Throws: L/R  
Corvallis, Ore.  
Corvallis

### 2017

- Did not play.

### Corvallis High School

- Three-year letterwinner for head coaches Jason Farrimond and Darren Bland.

- Named first-team all-state as both a junior and senior. Earned conference Most Valuable Player honors.
- As a sophomore, named first-team all-conference and was a second-team all-state selection.
- Also lettered three years in basketball, as a shooting guard. Named second-team all-conference as a junior.

### Personal

- Majoring in business.
- Born May 8, 1998 in Iowa City, Iowa.
- Son of Teri and Jim Zalesky. Father, Jim, is the Oregon State wrestling program's head coach.
- Has one brother, Luke, and two sisters, Nicolette and Jaelyn.
- Aspires to go into business marketing or finance in a sports company after his playing career because "I still want to be around sports."
- Favorite TV show is How I Met Your Mother and favorite movie is The Dark Knight.
- Has been active in the community in the past, volunteering at a soup kitchen.
- Chose Oregon State because of "the great atmosphere, the coaching staff, and the chance to win a national title."



Anderson, Jack

Year	Avg	GP	GS	AB	R	H	2B	3B	HR	RBI	TB	SLG%	BB	HBP	SO	GDP	OB%	SF	SH	SB	ATT	PO	A	E	FLD%
2015	.429	5	0	7	2	3	0	0	0	0	3	.429	2	0	2	0	.556	0	0	0	0	0	0	0	.000
2016	.271	49	33	140	22	38	4	0	0	22	42	.300	22	4	16	5	.383	1	3	1	3	85	2	2	.978
2017	.281	59	45	171	33	48	5	1	1	30	58	.339	30	5	26	6	.401	1	6	3	4	93	2	0	1.000
TOTAL	.280	113	78	318	57	89	9	1	1	52	103	.324	54	9	44	11	.397	2	9	4	7	178	4	2	.989

Armstrong, Andy

Year	Avg	GP	GS	AB	R	H	2B	3B	HR	RBI	TB	SLG%	BB	HBP	SO	GDP	OB%	SF	SH	SB	ATT	PO	A	E	FLD%
2017	.286	19	8	21	6	6	1	0	0	4	7	.333	5	1	2	0	.444	0	1	0	0	8	7	3	.833
TOTAL	.286	19	8	21	6	6	1	0	0	4	7	.333	5	1	2	0	.444	0	1	0	0	8	7	3	.833

Britton, Jordan

Year	ERA	W	L	App	GS	CG	SHO	CBO	SV	IP	H	R	ER	BB	SO	2B	3B	HR	BF	B/Avg	WP	HBP	BK	SFA	SHA
2016	4.75	0	2	14	3	0	0	1	1	30.1	25	18	16	15	21	3	0	1	130	.236	1	3	2	0	6
2017	2.45	2	0	9	3	0	0	0	0	22.0	17	7	6	7	16	3	1	0	92	.207	1	0	0	0	3
TOTAL	3.78	2	2	23	6	0	0	1	1	52.1	42	25	22	22	37	6	1	1	222	.223	2	3	2	0	9

Eisert, Brandon

Year	ERA	W	L	App	GS	CG	SHO	CBO	SV	IP	H	R	ER	BB	SO	2B	3B	HR	BF	B/Avg	WP	HBP	BK	SFA	SHA
2017	2.31	5	0	21	0	0	0	1	4	46.2	32	14	12	19	50	10	0	2	194	.188	7	2	0	0	3
TOTAL	2.31	5	0	21	0	0	0	1	4	46.2	32	14	12	19	50	10	0	2	194	.188	7	2	0	0	3

Fehmel, Bryce

Year	ERA	W	L	App	GS	CG	SHO	CBO	SV	IP	H	R	ER	BB	SO	2B	3B	HR	BF	B/Avg	WP	HBP	BK	SFA	SHA
2016	2.31	10	1	26	6	1	1	0	2	70.0	58	22	18	23	51	9	1	4	293	.222	7	3	0	2	4
2017	3.87	6	3	15	14	1	0	1	0	81.1	69	39	35	22	49	14	1	8	333	.232	4	5	0	5	4
TOTAL	3.15	16	4	41	20	2	1	1	2	151.1	127	61	53	45	100	23	2	12	626	.228	11	8	0	7	8

Gambrell, Grant

Year	ERA	W	L	App	GS	CG	SHO	CBO	SV	IP	H	R	ER	BB	SO	2B	3B	HR	BF	B/Avg	WP	HBP	BK	SFA	SHA
2017	2.93	1	0	13	0	0	0	1	1	15.1	10	7	5	13	10	2	0	1	73	.196	0	6	0	2	1
TOTAL	2.93	1	0	13	0	0	0	1	1	15.1	10	7	5	13	10	2	0	1	73	.196	0	6	0	2	1

Grenier, Cady

Year	Avg	GP	GS	AB	R	H	2B	3B	HR	RBI	TB	SLG%	BB	HBP	SO	GDP	OB%	SF	SH	SB	ATT	PO	A	E	FLD%
2016	.240	52	49	167	32	40	6	3	0	18	52	.311	22	4	34	1	.342	0	7	1	4	35	94	9	.935
2017	.275	62	62	200	34	55	5	6	5	37	87	.435	35	7	47	1	.393	5	9	6	11	109	171	8	.972
TOTAL	.259	114	111	367	66	95	11	9	5	55	139	.379	57	11	81	2	.370	5	16	7	15	144	265	17	.960

Gretler, Michael

Year	Avg	GP	GS	AB	R	H	2B	3B	HR	RBI	TB	SLG%	BB	HBP	SO	GDP	OB%	SF	SH	SB	ATT	PO	A	E	FLD%
2015	.171	41	32	105	6	18	1	0	0	12	19	.181	14	0	21	1	.267	1	7	2	3	15	59	8	.902
2016	.339	31	21	59	8	20	3	0	1	4	26	.441	3	2	10	3	.391	0	2	2	2	50	9	1	.983
2017	.301	62	57	216	34	65	13	4	5	33	101	.468	21	2	32	5	.364	3	4	1	2	111	77	6	.969
TOTAL	.271	134	110	380	48	103	17	4	6	49	146	.384	38	4	63	9	.340	4	13	5	7	176	145	15	.955

Heimlich, Luke

Year	ERA	W	L	App	GS	CG	SHO	CBO	SV	IP	H	R	ER	BB	SO	2B	3B	HR	BF	B/Avg	WP	HBP	BK	SFA	SHA
2015	3.61	2	5	29	2	0	0	1	4	52.1	43	28	21	17	35	5	4	1	222	.226	5	5	1	3	7
2016	3.53	7	4	20	11	1	1	1	0	86.2	75	39	34	25	63	7	5	3	364	.237	10	8	2	4	11
2017	0.76	11	1	16	16	2	0	7	0	118.1	70	13	10	22	128	10	0	0	448	.172	3	5	0	1	12
TOTAL	2.27	20	10	65	29	3	1	9	4	257.1	188	80	65	64	226	22	9	4	1034	.206	18	18	3	8	30

Jones, Preston

Year	Avg	GP	GS	AB	R	H	2B	3B	HR	RBI	TB	SLG%	BB	HBP	SO	GDP	OB%	SF	SH	SB	ATT	PO	A	E	FLD%
2017	.333	30	5	21	14	7	3	1	0	4	12	.571	5	0	2	0	.462	0	0	2	2	23	0	1	.958
TOTAL	.333	30	5	21	14	7	3	1	0	4	12	.571	5	0	2	0	.462	0	0	2	2	23	0	1	.958

Kwan, Steven

Year	Avg	GP	GS	AB	R	H	2B	3B	HR	RBI	TB	SLG%	BB	HBP	SO	GDP	OB%	SF	SH	SB	ATT	PO	A	E	FLD%
2016	.215	35	15	65	4	14	2	2	0	7	20	.308	2	2	5	0	.261	0	8	0	2	46	1	1	.979
2017	.331	55	42	160	32	53	6	1	1	18	64	.400	30	2	15	2	.440	1	11	8	10	105	1	0	1.000
TOTAL	.298	90	57	225	36	67	8	3	1	25	84	.373	32	4	20	2	.393	1	19	8	12	151	2	1	.994

Larnach, Trevor

Year	Avg	GP	GS	AB	R	H	2B	3B	HR	RBI	TB	SLG%	BB	HBP	SO	GDP	OB%	SF	SH	SB	ATT	PO	A	E	FLD%
2016	.157	28	12	51	2	8	1	0	0	3	9	.176	7	1	15	4	.271	0	0	0	0	7	0	0	1.000
2017	.303	60	58	198	32	60	16	0	3	48	85	.429	39	5	53	12	.421	5	1	2	3	34	0	0	1.000
TOTAL	.273	88	70	249	34	68	17	0	3	51	94	.378	46	6	68	16	.392	5	1	2	3	41	0	0	1.000

# 2018 OREGON STATE BASEBALL

## PLAYER BIOGRAPHIES

Twitter.com/BeaverBaseball  
 Instagram.com/BeaverBaseball  
 Facebook.com/OregonStateBaseball

### Madrigal, Nick

Year	Avg	GP	GS	AB	R	H	2B	3B	HR	RBI	TB	SLG%	BB	HBP	SO	GDP	OB%	SF	SH	SB	ATT	PO	A	E	FLD%
2016	.333	49	48	195	38	65	11	5	1	29	89	.456	15	1	14	3	.380	2	11	8	10	56	144	5	.976
2017	.380	60	58	237	53	90	20	2	4	40	126	.532	27	6	16	7	.449	4	8	16	20	76	158	5	.979
TOTAL	.359	109	106	432	91	155	31	7	5	69	215	.498	42	7	30	10	.419	6	19	24	30	132	302	10	.977

### Malone, Tyler

Year	Avg	GP	GS	AB	R	H	2B	3B	HR	RBI	TB	SLG%	BB	HBP	SO	GDP	OB%	SF	SH	SB	ATT	PO	A	E	FLD%
2017	.256	28	11	43	8	11	1	0	0	5	12	.279	14	1	10	1	.441	1	0	2	3	31	4	0	1.000
TOTAL	.256	28	11	43	8	11	1	0	0	5	12	.279	14	1	10	1	.441	1	0	2	3	31	4	0	1.000

### Mendazona, George

Year	Avg	GP	GS	AB	R	H	2B	3B	HR	RBI	TB	SLG%	BB	HBP	SO	GDP	OB%	SF	SH	SB	ATT	PO	A	E	FLD%
2017	.000	14	3	11	1	0	0	0	0	1	0	.000	1	1	4	0	.154	0	0	0	0	1	5	0	1.000
TOTAL	.000	14	3	11	1	0	0	0	0	1	0	.000	1	1	4	0	.154	0	0	0	0	1	5	0	1.000

### Mulholland, Jake

Year	ERA	W	L	App	GS	CG	SHO	CBO	SV	IP	H	R	ER	BB	SO	2B	3B	HR	BF	B/Avg	WP	HBP	BK	SFA	SHA
2017	1.20	7	1	28	0	0	0	5	6	52.1	34	8	7	12	44	4	2	2	202	.183	3	1	0	0	3
TOTAL	1.20	7	1	28	0	0	0	5	6	52.1	34	8	7	12	44	4	2	2	202	.183	3	1	0	0	3

### Nobach, Kyle

Year	Avg	GP	GS	AB	R	H	2B	3B	HR	RBI	TB	SLG%	BB	HBP	SO	GDP	OB%	SF	SH	SB	ATT	PO	A	E	FLD%
2015	.317	52	42	161	22	51	15	0	2	27	72	.447	16	2	23	4	.377	4	3	8	10	111	1	2	.982
2016	.280	50	44	150	23	42	7	1	2	24	57	.380	18	7	37	0	.379	2	4	2	4	89	1	3	.968
TOTAL	.299	102	86	311	45	93	22	1	4	51	129	.415	34	9	60	4	.378	6	7	10	14	200	2	5	.976

### Rutschman, Adley

Year	Avg	GP	GS	AB	R	H	2B	3B	HR	RBI	TB	SLG%	BB	HBP	SO	GDP	OB%	SF	SH	SB	ATT	PO	A	E	FLD%
2017	.234	61	56	209	38	49	7	1	2	33	64	.306	27	3	39	5	.322	6	2	5	5	431	61	6	.988
TOTAL	.234	61	56	209	38	49	7	1	2	33	64	.306	27	3	39	5	.322	6	2	5	5	431	61	6	.988

### Taylor, Zak

Year	Avg	GP	GS	AB	R	H	2B	3B	HR	RBI	TB	SLG%	BB	HBP	SO	GDP	OB%	SF	SH	SB	ATT	PO	A	E	FLD%
2016	.125	7	2	8	1	1	0	0	0	3	1	.125	1	1	3	0	.273	1	0	0	0	0	0	0	.000
2017	.232	33	15	56	6	13	2	0	0	6	15	.268	3	1	14	2	.279	1	1	0	0	89	6	1	.990
TOTAL	.219	40	17	64	7	14	2	0	0	9	16	.250	4	2	17	2	.278	2	1	0	0	89	6	1	.990

### Tweedt, Sam

Year	ERA	W	L	App	GS	CG	SHO	CBO	SV	IP	H	R	ER	BB	SO	2B	3B	HR	BF	B/Avg	WP	HBP	BK	SFA	SHA
2015	2.85	8	1	21	6	0	0	1	0	47.1	35	18	15	18	32	11	2	2	195	.207	2	4	0	0	4
2017	2.50	3	0	14	6	0	0	1	0	36.0	34	11	10	6	31	5	0	4	148	.248	1	2	0	1	2
TOTAL	2.70	11	1	35	12	0	0	2	0	83.1	69	29	25	24	63	16	2	6	343	.225	3	6	0	1	6

### Verburg, Mitchell

Year	ERA	W	L	App	GS	CG	SHO	CBO	SV	IP	H	R	ER	BB	SO	2B	3B	HR	BF	B/Avg	WP	HBP	BK	SFA	SHA
2017	0.93	1	0	14	0	0	0	1	2	9.2	6	1	1	4	8	1	0	0	41	.176	1	1	0	1	1
TOTAL	0.93	1	0	14	0	0	0	1	2	9.2	6	1	1	4	8	1	0	0	41	.176	1	1	0	1	1

## Arizona Wildcats

Arizona leads all-time series, 36-35 • **2017:** Oregon State won series, 3-0



### Yearly Results

Year	Home	Road	Neutral	Overall	Year	Home	Road	Neutral	Overall
1963	-	2-1	-	2-1	2012	1-2	-	-	1-2
1965	-	1-2	-	1-2	2013	-	3-0	-	3-0
1966	-	0-3	-	0-3	2014	-	2-1	-	2-1
1977	-	-	0-2	0-2	2015	2-1	-	-	2-1
1998	3-0	-	-	3-0	2016	-	0-3	-	0-3
1999	-	0-3	-	0-3	2017	3-0	-	-	3-0
2000	2-1	-	-	2-1					
2001	-	1-2	-	1-2					
2002	2-1	-	-	2-1					
2003	-	1-2	-	1-2					
2004	1-2	-	-	1-2					
2005	-	1-2	-	1-2					
2006	2-1	-	-	2-1					
2007	-	0-3	-	0-3					
2008	2-1	-	-	2-1					
2009	-	2-1	-	2-1					
2010	2-1	-	-	2-1					
2011	-	2-1	-	2-1					

### Series Breakdown

All-Time	35-36
At OSU	20-10
At Arizona	15-24
Neutral	0-2

### Last 10 Meetings

2014	R	W, 11-0
2015	H	W, 3-1
2015	H	L, 1-3
2015	H	W, 5-3
2016	R	L, 1-6
2016	R	L, 1-4
2016	R	L, 5-6
2017	H	W, 4-3
2017	H	W, 5-4
2017	H	W, 11-7

### Series Superlatives

Last OSU 3-gm. sweep, at OSU	2017
Last OSU 3-gm. sweep, at UA	2013
Last UA 3-gm. sweep, at UA	2016
Last UA 3-gm. sweep, at OSU	Never

Most runs scored vs. UA	14, 2007
Most runs allowed vs. UA	20, 2003
Largest margin of victory	11, 2014 (11-0)
Largest margin of defeat	18, 2011 (0-18)
Longest winning streak	3 gms, 6x, last: 2017
Longest win streak, at OSU	4 gms, 2x, last: 2015-17
Longest win streak, at UA	6 gms, 2011-14

Longest losing streak	7 gms, 1965-77
Longest losing streak, at OSU	2 gms-2x, 2006-08, 2012
Longest losing streak, at UA	5 gms, 1965-66
Last OSU shutout	2014 (11-0)
Last UA shutout	2011 (18-0)

## Arizona State Sun Devils

Arizona State leads all-time series, 48-35 • **2017:** Oregon State won series, 6-0



### Yearly Results

Year	Home	Road	Neutral	Overall	Year	Home	Road	Neutral	Overall
1963	-	2-2	-	2-2	2007	0-3	-	2-0	2-3
1965	-	0-4	-	0-4	2008	-	2-2	-	2-2
1966	-	3-0	-	3-0	2009	2-1	0-1	-	2-2
1967	-	2-1	-	2-1	2010	-	1-2	0-1	1-3
1970	-	-	0-1	0-1	2011	3-0	-	-	3-0
1971	-	-	0-1	0-1	2012	-	0-3	-	0-3
1976	-	-	0-2	0-2	2013	2-1	-	-	2-1
1977	-	0-1	-	0-1	2014	1-2	-	-	1-2
1985	-	-	1-0	1-0	2015	-	1-2	-	1-2
1989	-	-	0-1	0-1	2016	3-0	-	-	3-0
1999	1-2	-	-	1-2	2017	-	3-0	-	3-0
2000	-	1-2	-	1-2					
2001	2-1	-	-	2-1					
2002	-	0-4	-	0-4					
2003	1-2	-	0-1	1-3					
2004	-	0-3	-	0-3					
2005	2-1	1-0	-	3-1					
2006	-	1-2	1-0	2-2					

### Series Breakdown

All-Time	35-48
At OSU	17-13
At Arizona State	14-28
Neutral	4-7

### Last 10 Meetings

2014	H	L, 3-7
2015	R	W, 1-0
2015	R	L, 3-4
2015	R	L, 4-7
2016	H	W, 3-2
2016	H	W, 12-2
2016	H	W, 7-3
2017	R	W, 2-0
2017	R	W, 10-1
2017	R	W, 4-0

### Series Superlatives

Last OSU 3-gm. sweep, at OSU	2016
Last OSU 3-gm. sweep, at ASU	2017
Last ASU 3-gm. sweep, at ASU	2012
Last ASU 3-gm. sweep, at OSU	2007

Most runs scored vs. ASU	13, 2x, last: 1985
Most runs allowed vs. ASU	21, 1999
Largest margin of victory	11, 2x, last: 2006 (11-0)
Largest margin of defeat	12, 1999 (9-21)
Longest winning streak	6 gms, 2016-17
Longest win streak, at OSU	5 gms, 2009-11
Longest win streak, at ASU	5 gms, 1966-67

Longest losing streak	6 gms, 2x, last: 2002-03
Longest losing streak, at OSU	4 gms, 2007-09
Longest losing streak, at ASU	8 gms, 2000-04
Last OSU shutout	2017 (4-0)
Last ASU shutout	2013 (4-0)



## California Golden Bears

California leads all-time series, 43-42 • **2017:** Oregon State won series, 3-0



### Yearly Results

Year	Home	Road	Neutral	Overall	Year	Home	Road	Neutral	Overall
1916	-	0-3	-	0-3	2002	-	0-3	-	0-3
1920	-	1-1	-	1-1	2003	1-2	-	-	1-2
1953	-	0-1	-	0-1	2004	-	2-1	-	2-1
1955	-	0-1	-	0-1	2005	3-0	-	-	3-0
1961	-	0-1	-	0-1	2006	-	3-0	-	3-0
1964	-	0-1	-	0-1	2007	2-1	-	-	2-1
1967	-	1-1	-	1-1	2008	-	1-2	-	1-2
1968	0-3	-	-	0-3	2009	3-0	-	-	3-0
1969	0-1	0-2	1-0	1-3	2010	-	0-3	-	0-3
1970	-	1-1	-	1-1	2011	2-1	-	-	2-1
1971	0-2	-	-	0-2	2012	-	3-0	-	3-0
1975	-	-	1-0	1-0	2013	3-0	-	-	3-0
1978	-	-	0-1	0-1	2014	-	3-0	-	3-0
1993	-	-	0-1	0-1	2015	2-1	-	-	2-1
1997	-	1-2	-	1-2	2016	-	0-3	-	0-3
1999	1-2	-	-	1-2	2017	3-0	-	-	3-0
2000	-	2-1	-	2-1					
2001	2-1	-	-	2-1					

### Series Breakdown

All-Time	42-43
At OSU	22-14
At California	18-27
Neutral	2-2

### Last 10 Meetings

2014	R	W, 5-0
2015	H	W, 4-0
2015	H	W, 9-0
2015	H	L, 3-7
2016	R	L, 2-6
2016	R	L, 0-5
2016	R	L, 3-5
2017	H	W, 8-0
2017	H	W, 11-10
2017	H	W, 10-2

### Series Superlatives

Last OSU 3-gm. sweep, at OSU .....2017  
 Last OSU 3-gm. sweep, at CAL .....2014  
 Last CAL 3-gm. sweep, at CAL .....2016  
 Last CAL 3-gm. sweep, at OSU .....1968

Most runs scored vs. CAL .....15, 2x, last: 2004  
 Most runs allowed vs. CAL .....19, 2003  
 Largest margin of victory .....13, 1997 (15-2)  
 Largest margin of defeat .....12, 2x,  
 .....last: 1997 (14-2)  
 Longest winning streak .....12 gms, 2011-15  
 Longest win streak, at OSU .....6 gms, 2011-15  
 Longest win streak, at CAL .....6 gms, 2012-14

Longest losing streak .....5 gms, 1953-67  
 Longest losing streak, at OSU... 7 gms, 1968-99  
 Longest losing streak, at CAL ....5 gms, 1953-67  
 Last OSU shutout .....2017 (8-0)  
 Last CAL shutout .....2016 (5-0)

## Oregon Ducks

Oregon State leads all-time series, 178-162 • **2017:** Oregon State won series, 4-0



### Yearly Results (1931-pres.)

Year	H	R	N	O	Year	H	R	N	O
1933	1-1	2-1	-	3-2	1953	0-1	1-1	-	1-2
1934	0-2	0-2	-	0-4	1954	0-2	1-2	-	1-4
1935	1-1	0-2	-	1-3	1955	1-1	1-1	-	2-2
1936	1-1	1-1	-	2-2	1956	1-1	0-1	-	1-2
1937	0-1	0-3	-	0-4	1957	1-1	1-1	-	2-2
1938	1-1	0-2	-	1-3	1958	1-0	1-0	-	2-0
1939	1-1	0-2	-	1-3	1959	2-1	1-0	-	3-1
1940	2-0	2-0	-	4-0	1960	2-0	0-1	-	2-1
1941	0-2	1-1	-	1-3	1961	1-1	2-0	-	3-1
1942	0-1	1-1	-	1-2	1962	1-1	1-1	-	2-2
1943	1-1	1-1	-	2-2	1963	1-1	1-1	-	2-2
1946	2-0	1-1	-	3-1	1964	0-2	2-0	-	2-2
1947	1-1	0-2	-	1-3	1965	1-2	1-2	-	2-4
1948	0-1	1-1	-	1-2	1966	1-2	1-2	-	2-4
1949	1-0	0-2	-	1-2	1967	0-2	1-0	-	1-2
1950	1-1	1-1	-	2-2	1968	-	0-2	-	0-2
1951	3-0	2-1	-	5-1	1969	2-0	1-0	-	3-0
1952	1-2	2-1	-	3-3	1970	0-1	1-1	-	1-2
					1971	1-1	1-0	-	2-1
					1972	0-3	0-3	-	0-6
					1973	1-2	0-3	-	1-5
					1974	2-1	0-3	-	2-4
					1975	3-0	1-2	-	4-2
					1976	3-1	2-0	-	5-1
					1977	2-1	3-0	-	5-1
					1978	1-1	1-1	-	2-2
					1979	2-1	2-1	-	4-2
					1980	3-0	1-2	-	4-2
					1981	2-1	2-1	-	4-2
					2009	2-0	1-0	1-1	5-1
					2010	3-0	0-1	1-0	4-1
					2011	1-1	0-3	-	1-4
					2012	3-0	1-1	-	4-1
					2013	0-1	2-1	-	2-2
					2014	3-0	1-1	-	4-1
					2015	1-1	1-2	-	2-3
					2016	1-2	1-1	-	2-3
					2017	1-0	3-0	-	4-0

### Series Breakdown

All-Time	178-162
At OSU	94-75
At Oregon	82-85
Neutral	3-1

### Last 10 Meetings

2015	H	L, 2-3
2016	R	W, 11-10
2016	R	L, 6-7
2016	H	L, 4-7
2016	H	W, 6-3
2016	H	L, 3-6
2017	H	W, 4-1
2017	R	W, 6-1
2017	R	W, 5-4
2017	R	W, 1-0

### Series Superlatives (All-Time)

Last OSU 3-gm. sweep, at OSU .....2014  
 Last OSU 3-gm. sweep, at UO .....2017  
 Last UO 3-gm. sweep, at UO .....2011  
 Last UO 3-gm. sweep, at OSU .....1972

Most runs scored vs. UO .....22, 2x, last: 1939  
 Most runs allowed vs. UO .....21, 1918  
 Largest margin of victory .....18, 1950 (20-2)  
 Largest margin of defeat .....14, 1918 (21-7)  
 Longest winning streak .....10 gms, 1922-24  
 Longest win streak, at OSU .....7 gms, 2x,  
 .....last: 1981-2010  
 Longest win streak, at UO .....8 gms, 1930-33

Longest losing streak .....7 gms, 2x, last: 1971-72  
 Longest losing streak, at OSU... 5 gms, 1939-43  
 Longest losing streak, at UO ....10 gms, 1972-75  
 Last OSU shutout .....2017 (1-0)  
 Last UO shutout .....2013 (3-0)

## Stanford Cardinal



Tied, 44-44 • **2017:** Oregon State won series, 3-0

### Yearly Results

Year	Home	Road	Neutral	Overall	Year	Home	Road	Neutral	Overall
1920	2-0	0-2	-	2-2	2002	2-1	-	-	2-1
1955	-	0-1	-	0-1	2003	-	1-2	-	1-2
1964	-	2-0	-	2-0	2004	1-2	-	-	1-2
1967	-	0-2	-	0-2	2005	-	2-1	-	2-1
1968	1-0	0-2	-	1-2	2006	5-0	-	-	5-0
1969	0-2	0-1	-	0-3	2007	-	2-1	-	2-1
1970	-	2-0	0-1	2-1	2008	1-2	-	-	1-2
1971	1-1	-	0-1	2-1	2009	-	2-1	-	2-1
1976	-	-	0-1	0-1	2010	0-3	-	-	0-3
1977	-	-	0-1	0-1	2011	-	3-0	-	3-0
1978	-	-	0-1	0-1	2012	2-1	-	-	2-1
1982	-	0-2	-	0-2	2013	-	3-0	-	3-0
1983	-	0-1	-	0-1	2014	3-0	-	-	3-0
1985	-	0-1	-	0-1	2015	-	3-0	-	3-0
1986	-	-	0-1	0-1	2016	2-1	-	-	2-1
1999	-	0-3	-	0-3	2017	-	3-0	-	3-0
2000	1-2	-	-	1-2					
2001	-	0-3	-	0-3					

### Series Breakdown

All-Time	44-44
At OSU	21-15
At Stanford	23-23
Neutral	0-6

### Last 10 Meetings

2014	H	W, 2-1
2015	R	W, 5-2
2015	R	W, 7-5
2015	R	W, 12-3
2016	H	W, 3-2
2016	H	L, 0-6
2016	H	W, 11-4
2017	H	W, 3-1
2017	H	W, 15-7
2017	H	W, 7-0

### Series Superlatives

Last OSU 3-gm. sweep, at OSU.....2014  
 Last OSU 3-gm. sweep, at STAN.....2017  
 Last STAN 3-gm. sweep, at STAN.....2001  
 Last STAN 3-gm. sweep, at OSU.....2010

Most runs scored vs. STAN.....15, 2x, last: 2017  
 Most runs allowed vs. STAN.....22, 2001  
 Largest margin of victory.....15, 2006 (15-0)  
 Largest margin of defeat.....17, 2001 (22-5)  
 Longest winning streak.....12 gms, 2012-16  
 Longest win streak, at OSU.....6 gms, 2006-08  
 Longest win streak, at STAN.....13 gms, 2009-17  
 Longest losing streak.....13 gms, 1971-2000

Longest losing streak, at OSU... 6 gms, 2008-12  
 Longest losing streak, at STAN .....11 gms,  
 .....1982-2003  
 Last OSU shutout..... 2017 (7-0)  
 Last STAN shutout..... 2016 (6-0)

## UCLA Bruins

UCLA leads all-time series, 37-36 • **2017:** Oregon State won series, 2-1



### Yearly Results

Year	Home	Road	Neutral	Overall	Year	Home	Road	Neutral	Overall
1967	2-0	-	-	2-0	2010	1-2	-	-	1-2
1968	0-1	0-2	-	0-3	2011	-	2-1	-	2-1
1969	0-2	0-1	-	0-3	2012	2-1	-	-	2-1
1970	0-2	-	0-1	0-3	2013	-	2-1	-	2-1
1971	-	0-2	-	0-2	2014	3-0	-	-	3-0
1985	-	-	1-0	1-0	2015	-	1-2	-	1-2
1998	3-0	-	-	3-0	2016	3-0	-	-	3-0
1999	-	1-2	-	1-2	2017	-	2-1	-	2-1
2000	0-3	-	-	0-3					
2001	-	1-2	-	1-2					
2002	1-2	-	-	1-2					
2003	-	1-2	-	1-2					
2004	1-2	-	-	1-2					
2005	-	3-0	-	3-0					
2006	1-1	-	-	1-1					
2007	-	2-1	-	2-1					
2008	2-1	-	-	2-1					
2009	-	1-2	-	1-2					

### Series Breakdown

All-Time	36-37
At OSU	19-17
At UCLA	16-19
Neutral	1-1

### Last 10 Meetings

2014	H	W, 11-2
2015	R	W, 3-2
2015	R	L, 1-4
2015	R	L, 5-10
2016	H	W, 1-0
2016	H	W, 3-0
2016	H	W, 6-0
2017	R	W, 4-2
2017	R	L, 1-7
2017	R	W, 2-1

### Series Superlatives

Last OSU 3-gm. sweep, at OSU..... 2016  
 Last OSU 3-gm. sweep, at UCLA..... 2005  
 Last UCLA 3-gm. sweep, at UCLA.....Never  
 Last UCLA 3-gm. sweep, at OSU.....2000

Most runs scored vs. UCLA.....19, 1998  
 Most runs allowed vs. UCLA.....18, 2000  
 Largest margin of victory..... 14, 1998 (19-5)  
 Largest margin of defeat.....15, 1999 (15-0)  
 Longest winning streak.....6 gms, 2013-15  
 Longest win streak, at OSU.....6 gms, 2014-16  
 Longest win streak, at UCLA..... 6 gms, 2003-07  
 Longest losing streak..... 11 gms, 1968-71

Longest losing streak, at OSU.....5 gms, 1968-70  
 Longest losing streak, at UCLA ..5 gms, 1968-71  
 Last OSU shutout..... 2016 (6-0)  
 Last UCLA shutout .....2012 (4-0)

## USC Trojans

USC leads all-time series, 53-32 • **2017:** Oregon State won series, 2-1



### Yearly Results

Year	Home	Road	Neutral	Overall	Year	Home	Road	Neutral	Overall
1951	-	1-2	-	1-2	2005	4-2	-	-	4-2
1952	2-0	-	-	2-0	2006	-	1-2	-	1-2
1958	0-2	-	-	0-2	2007	2-1	-	-	2-1
1963	1-2	-	-	1-2	2008	-	0-3	-	0-3
1967	1-1	-	-	1-1	2009	1-2	-	-	1-2
1968	-	0-1	-	0-1	2010	-	2-1	-	2-1
1969	0-1	0-2	-	0-3	2011	1-2	-	-	1-2
1970	-	-	0-2	0-2	2012	-	1-2	-	1-2
1971	-	0-2	-	0-2	2013	3-0	-	-	3-0
1976	-	0-1	-	0-1	2014	-	1-2	-	1-2
1977	-	0-1	-	0-1	2015	2-1	-	-	2-1
1998	-	1-2	-	1-2	2016	-	2-1	-	2-1
1999	0-3	-	-	0-3	2017	2-1	-	-	2-1
2000	-	0-3	-	0-3					
2001	1-2	-	-	1-2					
2002	-	1-2	-	1-2					
2003	0-3	-	-	0-3					
2004	-	2-1	-	2-1					

### Series Breakdown

All-Time	32-53
At OSU	20-23
At USC	12-28
Neutral	0-2

### Last 10 Meetings

2014	R	L, 1-3
2015	H	L, 3-11
2015	H	W, 3-2
2015	H	W, 9-6
2016	R	W, 3-1
2016	R	L, 1-10
2016	R	W, 4-1
2017	H	W, 3-1
2017	H	L, 5-7
2017	H	W, 10-1

### Series Superlatives

Last OSU 3-gm. sweep, at OSU .....2013  
Last OSU 3-gm. sweep, at USC .....Never  
Last USC 3-gm. sweep, at USC .....2008  
Last USC 3-gm. sweep, at OSU .....2003

Most runs scored vs. USC .....13, 2x, last: 2002  
Most runs allowed vs. USC .....16, 2x, last: 2000  
Largest margin of victory .....11, 1951 (12-1)  
Largest margin of defeat .....15, 1958 (15-0)  
Longest winning streak .....4 gms, 2004-05  
Longest win streak, at OSU .....3 gms, 2013  
Longest win streak, at USC .....3 gms, 2004-06

Longest losing streak .....13 gms, 1967-98  
Longest losing streak, at OSU .....4 gms, 2x, .....last: 2001-03  
Longest losing streak, at USC .....10 gms, 1951-98  
Last OSU shutout .....2014 (2-0)  
Last USC shutout .....2002 (7-0)

## Utah Utes

Oregon State leads all-time series, 22-3-1 • **2017:** Oregon State won series, 3-0



### Yearly Results

Year	Home	Road	Neutral	Overall
1973	-	-	2-0	2-0
1993	-	-	1-1	1-1
1996	-	-	1-0	1-0
2004	-	-	1-0	1-0
2010	1-0	-	-	1-0
2012	-	2-1	-	2-1
2013	3-0	-	-	3-0
2014	-	3-0	-	3-0
2015	2-0-1	-	-	2-0-1
2016	-	2-1	1-0	3-1
2017	3-0	-	-	3-0

### Series Breakdown

All-Time	22-3-1
At OSU	9-0-1
At Utah	7-2
Neutral	6-1

### Last 10 Meetings

2015	H	W, 3-0
2015	H	W, 2-0
2015	H	T, 2-2
2016	N	W, 10-2
2016	R	W, 10-4
2016	R	W, 7-2
2016	R	L, 6-7
2017	H	W, 5-4
2017	H	W, 5-4
2017	H	W, 5-1

### Series Superlatives

Last OSU 3-gm. sweep, at OSU .....2017  
Last OSU 3-gm. sweep, at UTAH .....2014  
Last USC 3-gm. sweep, at USC .....Never  
Last USC 3-gm. sweep, at UTAH .....Never

Most runs scored vs. UTAH .....11, 2012  
Most runs allowed vs. UTAH .....10, 2012  
Largest margin of victory .....8-2x, last: 2016 (10-2)  
Largest margin of defeat .....4, 1993 (7-3)  
Longest winning streak .....9 gms, 2012-15  
Longest win streak, at OSU .....6 gms, 2010-15  
Longest win streak, at UTAH .....6 gms, 2012-16

Longest losing streak .....1 gm, 3x, last: 2016  
Longest losing streak, at OSU .....Never  
Longest losing streak, at UTAH .....1 gm, 2x, .....last: 2016  
Last OSU shutout .....2015 (2-0)  
Last UTAH shutout .....Never



## Washington Huskies

Oregon State leads all-time series, 238-193-2 • **2017:** Oregon State won series, 2-1



### Yearly Results (1962-pres.)

Year	H	R	N	O
1962	2-0	2-0	-	4-0
1963	2-0	2-0	-	4-0
1964	2-0	0-2	-	2-2
1965	1-2	3-0	-	4-2
1966	2-1	0-3	-	2-4
1967	1-0	-	-	1-0
1968	2-0	1-0	1-0	4-0
1969	1-0	2-0	-	3-0
1970	1-0	-	1-0	1-0
1971	2-0	1-0	-	3-0
1972	2-3	-	-	2-3
1973	3-0	1-2	-	4-2
1974	3-0	1-2	0-1	4-3
1975	3-0	3-0	-	6-0
1976	4-0	1-1	-	5-1
1977	3-0	2-1	-	5-1
1978*	1-3	1-0	-	2-3
1979	0-3	0-3	-	0-6

Year	H	R	N	O
1980	1-0	2-2	-	3-2
1981	2-1	2-1	-	4-2
1982	2-0	1-1	-	3-1
1983	1-1	1-1	1-0	3-2
1984	2-0	1-1	1-0	4-1
1985	1-1	1-1	1-0	3-2
1986	2-0	1-1	1-1	4-2
1987	1-1	1-1	0-1	2-3
1988	1-1	2-0	-	3-1
1989	2-0	1-1	-	3-1
1990	1-1	1-1	2-1	4-3
1991	2-0	1-1	2-0	5-1
1992	2-1	0-3	-	2-4
1993	1-2	-	1-2	2-4
1994	1-2	1-2	1-0	3-4
1995	3-0	0-3	-	3-3
1996	3-1	1-3	-	4-4
1997	2-2	2-2	-	4-4
1998	2-2	1-3	-	3-5

Year	H	R	N	O
1999	0-2	1-2	-	1-4
2000	2-1	2-0	-	4-1
2001	1-1	1-2	-	2-3
2002	1-2	-	-	1-2
2003	0-2	1-2	-	1-4
2004	1-2	2-0	1-0	4-2
2005	-	3-0	-	3-0
2006	2-1	-	-	2-1
2007	-	1-1	0-1	1-2
2008	2-1	-	-	2-1
2009	-	0-2	1-0	1-2
2010	2-1	-	-	2-1
2011	-	1-1	1-0	2-1
2012	2-1	-	-	2-1
2013	-	1-2	-	1-2
2014	2-1	-	1-0	3-1
2015	-	2-1	-	2-1
2016	2-1	-	-	2-1
2017	-	2-1	-	2-1

### Series Breakdown

All-Time.....	238-193-2
At OSU.....	135-73
At Washington..	87-113-2
Neutral.....	16-7

### Last 10 Meetings

Year	H	W
2014	H	W, 3-0
2015	R	W, 4-2
2015	R	L, 6-8
2015	R	W, 4-1
2016	H	W, 10-1
2016	H	W, 5-4
2016	H	L, 2-3
2017	R	L, 2-3
2017	R	W, 5-2
2017	R	W, 3-0

### Series Superlatives (All-Time)

Last OSU 3-gm. sweep, at OSU.....	1995
Last OSU 3-gm. sweep, at UW.....	2005
Last UW 3-gm. sweep, at UW.....	1995
Last UW 3-gm. sweep, at OSU.....	1979

Most runs scored vs. UW.....	32, 1954
Most runs allowed vs. UW.....	26, 2004
Largest margin of victory.....	25, 1954 (32-7)
Largest margin of defeat.....	14, 1992 (20-6)
Longest winning streak.....	12 gms, 1967-71
Longest win streak, at OSU.....	17 gms, 1972-77
Longest win streak, at UW.....	5 gms, 2004-05

Longest losing streak....	7 gms, 2x, last: 1978-79
Longest losing streak, at OSU...	6 gms, 1992-94
Longest losing streak, at UW ....	8 gms, 1992-95
Last OSU shutout.....	2017 (3-0)
Last UW shutout.....	1995 (2-0)

## Washington State Cougars

Washington State leads all-time series, 230-205-2 • **2017:** Oregon State won series, 3-0



### Yearly Results (1962-pres.)

Year	H	R	N	O
1962	1-0	1-1	-	2-1
1963	2-0	1-1	-	3-1
1964	2-0	0-2	-	2-2
1965	0-3	1-2	-	1-5
1966	0-3	0-2	-	0-5
1967	2-0	-	0-1	2-1
1968	1-0	1-1	-	2-1
1969	2-0	1-0	-	3-0
1970	-	0-1	1-0	1-1
1971	-	0-2	-	0-2
1972	0-3	0-3	-	0-6
1973	0-3	0-3	-	0-6
1974	0-3	0-3	-	0-6
1975	-	3-4	0-1	3-5
1976	2-1	0-3	1-0	3-4
1977	1-2	1-2	-	2-4
1978	1-2	1-2	1-0	3-4
1979	-	0-3	0-1	0-4

Year	H	R	N	O
1980	1-2	0-3	-	1-5
1981	1-1	2-2	1-1	4-4
1982	2-0	1-1	0-1	2-3
1983	2-0	0-2	0-2	2-4
1984	1-1	1-1	0-3	2-5
1985	1-1	1-1	2-0	4-2
1986	0-1	1-1	1-0	2-2
1987	1-1	0-2	0-1	1-4
1988	-	1-3	0-1	1-4
1989	0-2	2-0	0-1	2-3
1990	1-1	1-1	0-1	2-3
1991	1-1	0-2	-	1-3
1992	1-2	2-1	-	3-3
1993	2-0	1-2	-	2-3
1994	3-0	3-0	-	6-0
1995	1-1	1-3	-	2-4
1996	4-0	1-3	-	5-3
1997	3-1	4-0	1-0	8-1
1998	3-2	1-2	-	4-4

Year	H	R	N	O
1999	3-0	-	0-3	3-3
2000	2-1	1-2	-	3-3
2001	3-0	-	2-1	5-1
2002	3-0	3-0	-	6-0
2003	1-2	-	1-1	2-3
2004	-	1-2	-	1-2
2005	3-0	-	-	3-0
2006	-	3-0	-	3-0
2007	1-2	-	-	1-2
2008	-	1-2	-	1-2
2009	1-2	-	-	1-2
2010	-	1-2	-	1-2
2011	2-1	-	-	2-1
2012	-	2-1	-	2-1
2013	2-1	-	-	2-1
2014	-	2-1	-	2-1
2015	3-0	-	-	3-0
2016	-	1-2	-	1-2
2017	3-0	-	-	3-0

### Series Breakdown

All-Time.....	205-230-2
At OSU.....	112-78
At WSU.....	95-131-2
Neutral.....	18-21

### Last 10 Meetings

Year	H	W
2014	R	W, 8-1
2015	H	W, 5-2
2015	H	W, 3-0
2015	H	W, 2-1
2016	R	W, 12-3
2016	R	L, 5-7
2016	R	L, 3-8
2017	H	W, 4-3
2017	H	W, 5-0
2017	H	W, 14-3

### Series Superlatives (All-Time)

Last OSU 3-gm. sweep, at OSU.....	2017
Last OSU 3-gm. sweep, at WSU.....	2006
Last WSU 3-gm. sweep, at WSU.....	1980
Last WSU 3-gm. sweep, at OSU.....	1974

Most runs scored vs. WSU.....	29, 1955
Most runs allowed vs. WSU.....	26, 1973
Largest margin of victory.....	17, 1955 (29-12)
Largest margin of defeat.....	20, 1973 (26-6)
Longest winning streak.....	9 gms, 2001-02
Longest win streak, at OSU.....	8 gms, 3x,
..... last: 2013-17	
Longest win streak, at WSU.....	5 gms, 1996-97

Longest losing streak.....	22 gms, 1971-75
Longest losing streak, at OSU.....	9 gms, 1972-74
Longest losing streak, at WSU..	13 gms, 1970-75
Last OSU shutout.....	2017 (5-0)
Last WSU shutout.....	2011 (2-0)

**Cal Poly**

*Oregon State leads, 8-3-1*  
**Home:** 3-2  
**Road:** 4-1-1  
**Neutral:** 1-0

Year	Location	Result
1968	Road W	2-1
1969	Road T	1-1
1977	Neutral W	12-9
	Road L	5-7
2006	Home W	3-0
	Home W	8-4
2007	Road W	6-0
	Road W	5-2
	Road W	13-1
2015	Home L	1-8
	Home L	2-7
	Home W	4-2

**Longest Win Streak**  
5 games (2006-07)

**Cal State Fullerton**

*CSU Fullerton leads, 4-2*  
**Home:** Never  
**Road:** 0-1  
**Neutral:** 2-3

Year	Location	Result
1972	Neutral L	5-6
	Neutral L	4-13
1977	Road L	1-6
1984	Neutral L	5-14
2007	Neutral W	3-2
2017	Neutral W	6-5

**Longest Win Streak**  
2 games (2007-17)

**Gonzaga**

*Oregon State leads, 64-33*  
**Home:** 26-11  
**Road:** 26-18  
**Neutral:** 12-4

Year	Location	Result
1919	Road W	5-2
1921	Road W	3-2
1922	Road W	8-6
1924	Road L	6-7
1925	Road W	4-3
1975	Neutral W	5-2
1980	Road W	5-3
	Road L	6-8
1981	Neutral W	8-1
1982	Road W	6-5
	Road L	7-11
	Home L	3-6
	Home W	10-9
1983	Home W	3-2
	Home W	9-3
	Road W	10-1
	Road W	10-6
1984	Road L	1-8
	Road L	6-15
1985	Road L	3-5
	Road L	2-9
	Home W	8-4
	Home W	15-8
1986	Home W	7-3
	Home W	11-4
	Road W	9-6
	Road W	10-8
1987	Home L	4-6
	Home W	8-5
	Road W	9-0
	Road W	10-8
1988	Home W	6-5

	Home L	3-12
	Road L	0-1
	Road W	9-8
	Neutral W	11-1
1989	Road W	12-5
	Road L	8-11
	Home L	5-6
	Home L	9-12
	Neutral W	8-3
1990	Home L	3-7
	Home L	8-13
	Road W	11-1
	Road L	0-7
1991	Home W	6-0
	Home W	8-0
	Road W	9-2
	Road W	14-2
1992	Road W	3-0
	Road L	1-6
	Road L	1-7
	Home W	7-3
	Home L	1-3
	Home L	5-8
1993	Home W	13-0
	Home W	17-3
	Road W	10-8
	Road W	11-3
	Road L	2-9
	Road W	6-4
1994	Home W	2-1
	Home W	5-3
	Home W	5-2
	Road W	3-2
	Road W	12-3
	Road W	9-2
1995	Road L	5-6
	Home W	5-4
	Home L	1-7
	Home W	6-5
	Road W	1-0
	Road L	1-2
	Road W	8-4
1997	Neutral W	5-3
1999	Neutral L	1-4
	Neutral W	16-15
2001	Home W	12-6
	Home W	10-9
2002	Home W	11-9
	Home W	9-8
	Home L	3-8
2003	Neutral W	5-1
2004	Neutral W	8-6
	Home W	12-2
	Home W	13-3
	Home L	5-10
2005	Neutral L	1-3
2006	Neutral L	5-6
2007	Neutral L	5-6
2008	Road L	6-11
	Road L	2-4
2009	Home W	8-1
2011	Neutral W	4-3
	Neutral W	4-2
2013	Neutral W	9-2
2014	Neutral W	4-3

**Longest Win Streak**  
7 games (1993-1994)

**Hartford**

*Oregon State leads, 4-0*  
**Home:** 4-0  
**Road:** 0-0  
**Neutral:** 0-0

Year	Location	Result
2011	Home W	14-3
	Home W	16-1
	Home W	9-1
	Home W	13-2

**Longest Win Streak**  
4 games (2011)

**Missouri State**

*Oregon State leads, 3-2*  
**Home:** Never  
**Road:** Never  
**Neutral:** 3-2

Year	Location	Result
1993	Neutral W	17-3
2004	Neutral W	5-4
2009	Neutral W	8-7
	Neutral L	3-5
	Neutral L	2-4

**Longest Win Streak**  
2 games (1993-2009)

**Nebraska**

*Oregon State leads, 4-1*  
**Home:** 0-0  
**Road:** 0-0  
**Neutral:** 4-1

Year	Location	Result
1999	Neutral W	4-3
2014	Neutral W	15-7
	Neutral L	2-9
2017	Neutral W	10-1
	Neutral W	5-2

**Longest Win Streak**  
2 games-2x (last: 2017)

**Nevada**

*Oregon State leads, 13-3*  
**Home:** 3-0  
**Road:** 8-1  
**Neutral:** 2-2

Year	Location	Result
1963	Road W	9-1
	Road W	15-3
	Road W	5-3
1990	Neutral L	3-4
1992	Neutral L	5-7
2000	Neutral W	9-5
2002	Road W	7-5
	Road W	11-8
2006	Neutral W	12-4
	Home W	13-4
	Home W	4-0
	Home W	8-1
2008	Road L	1-10
	Road W	17-10
2012	Road W	6-5
	Road W	10-7

**Longest Win Streak**  
7 games (2000-2006)

**New Mexico**

*Oregon State leads, 8-4*  
**Home:** 2-0  
**Road:** 1-1  
**Neutral:** 5-3

Year	Location	Result
1991	Neutral W	5-4
1996	Neutral W	5-4

1998	Neutral W	11-0
2003	Neutral W	18-16
	Neutral L	7-14
2006	Road W	10-4
	Road L	2-13
	Home W	16-1
	Home W	8-2
2007	Neutral W	6-2
2015	Neutral L	4-7
	Neutral L	2-5

**Longest Win Streak**  
4 games (1991-2003)

**Ohio State**

*Oregon State leads, 5-2*  
**Home:** 2-0  
**Road:** 0-0  
**Neutral:** 3-2

Year	Location	Result
1990	Neutral W	11-10
2000	Neutral W	13-0
	Neutral L	3-8
2005	Home W	4-3
2014	Home W	4-3
2017	Neutral L	1-6
	Neutral W	5-1

**Longest Win Streak**  
2 games-2x (last: 2005-14)

**Portland**

*Oregon State leads, 167-61*  
**Home:** 82-28  
**Road:** 77-26  
**Neutral:** 8-7

Year	Location	Result
1909	Home W	9-4
	Home L	6-9
1928	Home L	9-11
	Home W	10-5
	Road W	13-5
	Road W	4-3
1930	Home W	4-3
	Home W	2-0
1933	Home W	8-1
	Home W	8-3
1934	Home W	11-10
	Home L	4-5
1935	Home L	4-7
1936	Home L	7-8
	Home L	3-8
1937	Road W	5-2
1938	Home W	5-3
	Home W	5-2
1939	Home L	5-6
	Home W	12-0
1940	Home W	14-4
1942	Road L	6-8
1946	Road L	3-7
	Road W	14-0
1948	Road L	5-6
	Road W	4-2
1949	Home W	6-4
	Road W	19-14
	Road L	3-16
1951	Home W	7-5
	Road W	16-2
1952	Home W	5-3
	Road W	19-8
1953	Home W	8-3
1955	Road W	12-1
1956	Road L	4-9
	Home L	2-12
	Road W	4-0
1957	Road W	10-3

	Home W	6-5
	Home L	2-6
1958	Home L	5-10
	Home L	1-5
1959	Road W	13-4
	Home W	3-2
	Home W	4-2
1960	Road W	9-4
	Home W	8-7
1961	Road W	8-6
	Home W	12-2
1962	Home W	13-1
	Road W	16-0
1963	Home W	8-3
	Road W	12-0
1964	Home W	10-0
	Road W	19-6
1965	Road W	9-4
	Home W	7-3
1966	Home W	5-4
	Road W	7-1
1967	Home W	11-0
	Road W	7-3
1968	Home W	7-6
1969	Road W	21-4
	Home L	2-3
1970	Home L	3-7
	Road W	3-0
1971	Home L	0-3
	Road W	8-4
1972	Home W	2-1
	Road L	3-4
1973	Home W	11-4
	Road L	4-7
1974	Home W	3-2
	Road W	6-3
1975	Road W	5-4
1976	Home W	15-2
	Road W	4-3
1977	Home W	10-3
1978	Home W	3-2
	Road L	5-10
1980	Road W	10-4
	Home L	0-10
1981	Road W	12-1
1982	Home W	3-1
	Home W	8-1
	Road W	3-1
	Road L	2-4
1983	Road W	10-1
	Road W	2-1
	Home W	5-4
	Home W	9-4
1984	Road W	4-3
	Home L	4-12
	Road L	4-6
	Home W	4-1
1985	Home W	2-1
	Road L	0-4
	Home W	9-1
	Road L	2-3
1986	Home W	5-0
	Home W	4-1
	Road L	7-9
	Road L	3-7
1987	Home L	6-13
	Road W	13-6
	Road L	1-4
	Road L	5-9
	Home W	5-4
	Home W	18-0
1988	Home L	4-5
	Road L	2-3
	Home W	10-9

	Road	W	9-1	2004	Home	W	4-3
	Neutral	W	1-0		Road	W	25-4
1989	Road	L	2-4		Road	L	2-6
	Home	L	3-10		Home	L	1-3
	Home	W	4-3		Home	W	16-3
	Road	L	2-5	2005	Home	W	6-4
	Neutral	L	1-3		Road	W	7-5
1990	Road	W	9-4		Home	W	6-2
	Home	W	4-0	2006	Home	W	3-1
	Home	W	6-1		Road	W	14-9
	Road	W	11-1		Home	L	13-20
	Road	W	7-2	2007	Home	W	12-4
1991	Home	L	0-2		Road	W	10-1
	Road	L	0-13	2008	Road	W	16-0
	Road	W	9-7		Home	W	5-4
	Home	W	12-11		Neutral	W	4-1
	Road	W	12-8	2009	Road	W	5-1
	Neutral	L	4-13	2010	Home	W	6-5
	Neutral	L	5-8		Home	W	9-2
1992	Road	L	7-12		Home	W	9-2
	Home	L	6-7	2011	Road	W	11-1
	Road	W	7-3		Road	W	6-1
	Road	L	3-7		Home	W	13-3
	Home	W	17-13	2012	Home	W	8-2
	Home	L	7-14		Road	W	5-0
1993	Road	W	4-1		Home	W	12-4
	Home	W	8-3	2013	Home	W	7-5
	Home	W	5-0		Road	W	5-1
	Home	W	5-0		Neutral	W	4-3
	Road	W	16-3	2014	Home	W	5-0
	Home	W	3-1		Road	W	9-6
1994	Neutral	L	2-5		Neutral	W	8-4
	Neutral	W	8-5	2015	Road	W	14-2
	Neutral	L	0-3		Home	W	12-3
	Home	L	1-10		Neutral	W	20-0
	Home	W	4-0	2016	Road	W	13-6
	Road	W	12-1		Neutral	L	5-7
	Road	W	4-2	2017	Road	W	4-3
	Road	L	12-13		Neutral	W	7-1
	Home	W	4-2	<b>Longest Win Streak</b>			
1995	Neutral	W	5-4	<i>25 games (2007-2016)</i>			
	Road	W	7-4	<b>San Diego</b>			
	Road	L	7-8	<i>San Diego leads, 10-7</i>			
	Home	L	7-8	<b>Home:</b> 0-1			
	Road	W	3-2	<b>Road:</b> 6-8			
	Home	L	4-9	<b>Neutral:</b> 1-1			
	Home	W	10-5	<b>Year Location Result</b>			
1996	Road	W	16-2	1973	Road	L	1-4
	Home	W	18-5	1996	Road	W	19-4
1997	Neutral	L	6-10	1998	Road	W	8-3
	Home	W	9-3	1999	Neutral	W	7-6
	Road	W	9-3	2002	Road	L	2-6
	Home	W	33-3		Road	L	2-4
1998	Home	W	7-2		Road	L	2-8
	Road	W	8-1	2003	Neutral	L	9-10
	Home	W	13-9	2005	Road	W	3-2
	Road	W	4-3	2008	Road	L	5-10
1999	Home	W	8-7	2010	Home	L	1-4
	Road	W	10-3	2012	Road	L	2-13
	Road	W	17-8	2013	Road	L	4-7
2000	Home	L	10-13		Road	W	14-5
	Road	W	13-5		Road	L	3-13
	Home	W	11-4	2016	Road	W	7-2
2001	Home	W	9-0		Road	W	5-2
	Road	W	10-9	<b>Longest Win Streak</b>			
	Home	W	13-6	<i>3 games (1996-99)</i>			
2002	Road	L	4-5				
	Home	W	5-2				
	Home	W	11-1				
	Road	W	11-4				
2003	Road	W	13-6				
	Road	W	9-0				
	Road	W	18-6				
	Home	W	10-1				
	Road	W	14-4				

**OSU Non-Conference Records**

*Season-By-Season Records*

Year	W-L	Year	W-L	Year	W-L
1913	3-6	1962	15-2	2006	34-9
1914	6-2	1963	12-8	2007	39-4
1915	8-7	1964	17-3	2008	17-11
1916	5-6-1	1965	8-8	2009	22-7
1919	5-2	1966	14-4	2010	20-9
1920	1-3	1967	15-7	2011	24-9
1921	6-1	1968	17-1-1	2012	22-8
1922	4-0	1969	8-8-1	2013	28-7
1923	2-0	1970	13-3	2014	22-7
1924	5-0-1	1971	12-7	2015	20-8
1926	4-1	1972	11-9	2016	19-5
1927	8-2	1973	10-7-1	2017	31-1
1928	5-1	1974	10-11	<b>Totals</b>	
1929	1-1	1975	15-5-1	<b>1,256-575-12</b>	
1930	6-0	1976	19-9	<b>.685</b>	
1931	2-1	1977	19-11		
1932	2-1	1978	16-13-2		
1933	6-2	1979	17-14		
1934	5-4	1980	25-7		
1935	3-3	1981	18-7-1		
1936	1-6	1982	13-7		
1937	4-2	1983	10-10		
1938	8-1	1984	11-12		
1939	8-1	1985	22-5		
1940	6-2	1986	21-10		
1941	7-2	1987	16-6		
1942	6-2	1988	16-9		
1943	2-2	1989	12-14		
1946	6-4	1990	15-13		
1947	8-1	1991	16-12		
1948	3-0	1992	13-10		
1949	7-1	1993	11-8		
1950	2-3	1994	14-7		
1951	13-2	1995	11-8-1		
1952	17-6	1996	18-6-1		
1953	6-6	1997	20-6-1		
1954	2-2	1998	20-5-1		
1955	7-6	1999	12-18		
1956	10-5	2000	19-12		
1957	10-6	2001	20-11		
1958	8-7	2002	21-9		
1959	14-2	2003	18-11		
1960	11-0	2004	21-8		
1961	19-8	2005	27-7		



**The Season**

Oregon State ended the 2017 season with a school-record 56 victories, surpassing the 2013 club's 52. The Beavers also posted a .903 winning percentage, which is tied for the fourth-best mark in NCAA Division I history.

**To Omaha**

Oregon State advanced to its sixth College World Series, going 2-2. The Beavers have now played in five College World Series under head coach Pat Casey, all since 2005. Nick Madrigal was named to the College World Series All-Tournament Team.

**Postseason History**

Oregon State completed its 17th visit to the postseason since the program's first season in 1907. The Beavers hold a 58-35 (.624) postseason record with Casey claiming 53 of those victories. That is 91.4 percent of the team's all-time postseason wins.

**Pac-12 Champions**

Oregon State won the 2017 Pac-12 Championship, and in a big way. The Beavers set a conference record with 27 victories in league play, surpassing 1981 Arizona State's record of 26. Oregon State won all 10 of its conference series, sweeping seven. Entering 2018, the Beavers will have won 12 consecutive Pac-12 series dating back to 2016.

**In Front Of Beaver Nation**

The Beavers posted a national-best 31-1 mark at Goss Stadium in a record-setting season. Oregon State finished the year with a total of 101,090 in attendance, a new mark for a single season. The Beavers averaged 3,261 fans per home date - 31 total, with a one-ticket doubleheader totaling 32 games. The average ranked the Beavers second in the Pac-12 and 17th nationally. The team sold out its last 19 consecutive home games.

**Casey To 1,000**

Oregon State's Pat Casey became the 16th active Division-I head coach to reach 1,000 wins at four-year programs. He and the Beavers defeated Oregon, 5-4, on May 12 to not only send Casey to the historic win, but also to the team's third Pac-12 title in the last five seasons.

**Casey Climbing The Ladder**

Casey is now the dean of the Pac-12's

coaches, with the retirement of Stanford's Mark Marquess. Casey has 845 wins all-time at Oregon State, which is 16 shy of tying the late Jerry Kindall of Arizona (1973-94) for sixth-most in league history. Casey's .654 winning percentage ranks him 14th.

**Streaks**

Oregon State owned the two longest win streaks nationally in 2017, both at 23 games. OSU won 23 straight from Feb. 25 through April 9. The Beavers then won 23 straight from April 30 through June 19. Only Missouri claimed one streak of 20 or more.

**Academics, Too**

Oregon State had a school-record 16 players named to the Pac-12 All-Academic Team, including Jack Anderson, Max Engelbrekt and Jake Thompson, who were named First Team. Thompson went on to become the school's sixth Academic All-American when he was named a First Teamer on June 2. Engelbrekt, meanwhile, was named the Pac-12's Scholar-Athlete of the Year for baseball.

**Most Wins Since 2005**

Oregon State has now won 550 games since 2005 - a 13-year stretch - which is the most in the Pac-12 Conference. The Beavers have also won the most games in league play, at 227 games, 10 more than No. 2 Arizona State. The Beavers and Sun Devils are the only Pac-12 teams to reach 11 postseason trips over that stretch, as well.

**National Leader**

Oregon State led the nation in 2017 in wins (56), earned run average (1.56), hits allowed per nine innings (6.27), shutouts (14) and WHIP (0.98). OSU's 1.93 ERA was 0.72 lower than No. 2 Illinois-Chicago (2.65) and the team's WHIP was the only one shy of 1.00 - Illinois Chicago was again No. 2, at 1.11.

**School Record**

Oregon State's pitchers set a school record with 506 strikeouts in 2017.

**Shutdown Lefties**

A pair of freshmen lefties were extremely valuable out of the bullpen in 2017. Jake Mulholland and Brandon Eisert combined to retire 44-of-49 (89.7 percent) first batters faced. They also combined to allow inherited runners to score only eight out of a possible 51 times - that's a paltry 15.6 success rate for opposing teams.

**2017 At A Glance**

Category	Home	Road	Neutral	Overall
Record	31-1	15-2	10-3	56-6
Pac-12 record	14-1	13-2	0-0	27-3
Non-Conf. record	17-0	2-0	10-3	29-3
Versus Top 25	3-0	3-0	0-0	6-0
Versus Top 10	3-0	0-0	1-2	4-2

February	0-0	0-0	7-1	7-1
March	10-0	5-0	0-0	15-0
April	5-1	7-2	0-0	12-3
May	11-0	3-0	1-0	15-0
June	5-0	0-0	2-2	7-2
Sunday	8-0	2-0	2-0	12-0
Monday	0-0	0-0	2-0	2-0
Tuesday	1-0	2-0	1-0	4-0
Wednesday	0-0	0-0	0-0	0-0
Thursday	2-0	2-1	1-0	5-1
Friday	10-0	5-0	2-2	17-2
Saturday	10-1	4-1	2-1	16-3

Black uniforms	11-0	4-1	5-0	20-1
Cream uniforms	3-0	0-0	1-0	4-0
Gray uniforms	2-0	11-1	0-0	13-1
Orange uniforms	6-1	0-0	1-2	7-3
White uniforms	9-0	0-0	3-1	12-1

Day	17-1	8-0	8-3	33-4
Night	14-0	7-2	2-0	23-2
vs. Left	16-0	7-1	2-0	25-1
vs. Right	15-1	8-1	8-3	31-5

Scoring first	24-0	11-1	8-0	43-1
0-2 runs	1-0	3-2	1-3	5-5
3-5 runs	15-1	8-0	3-0	26-1
6-9 runs	7-0	2-0	3-0	12-0
10+ runs	8-0	2-0	3-0	13-0
Opponent scores first	7-1	4-1	2-3	13-5
0-2 runs	20-0	11-0	8-0	39-0
3-5 runs	9-0	3-1	2-1	14-2
6-9 runs	1-1	1-1	0-2	2-4
10+ runs	1-0	0-0	0-0	1-0

1-run games	7-0	5-1	2-0	14-1
2-run games	3-1	3-0	0-1	6-2
5+ runs	13-0	4-1	4-2	21-3

Leading after 6	27-1	11-0	9-0	47-1
Leading after 7	27-1	13-0	9-0	49-1
Leading after 8	26-0	13-0	9-0	48-0
Trailing after 6	1-0	2-2	0-3	3-5
Trailing after 7	1-0	3-2	0-3	4-5
Trailing after 8	1-0	2-2	0-3	3-5
Extra-inning games	2-1	1-0	0-0	3-1
Shutouts	8-0	5-0	1-0	14-0
Following a win	29-1	13-2	9-2	51-5
Following a loss	1-0	2-0	1-1	4-1

Out-hit opponent	23-0	11-1	8-0	42-1
Opponent out-hit	4-1	5-1	1-3	10-5
Hits are equal	3-0	0-0	1-0	4-0
OSU Quality Start	20-0	12-1	5-1	37-2
Opp. Quality Start	4-0	5-1	0-3	9-4

Make 0 errors	15-0	9-1	2-2	26-3
Make 1 error	8-1	6-0	4-0	18-1
Make 2+ errors	7-0	1-1	4-1	12-2
Opp. makes 0 errors	9-0	6-0	2-3	17-3
Opp. makes 1 error	13-1	4-2	2-0	19-3
Opp. makes 2+ errors	8-0	6-0	6-0	20-0

**Individual**

<b>Jack Anderson</b>			
<b>Statistic</b>	<b>No.</b>	<b>Pac-12</b>	<b>National</b>
Fielding Percentage	1.000	T1	T1
Walks	30	T11	-

<b>Christian Donahue</b>			
<b>Statistic</b>	<b>No.</b>	<b>Pac-12</b>	<b>National</b>
Stolen Bases	9	T9	-

<b>Brandon Eisert</b>			
<b>Statistic</b>	<b>No.</b>	<b>Pac-12</b>	<b>National</b>
Saves	4	T10	-

<b>Max Engelbrekt</b>			
<b>Statistic</b>	<b>No.</b>	<b>Pac-12</b>	<b>National</b>
Saves	5	T6	-

<b>Bryce Fehmel</b>			
<b>Statistic</b>	<b>No.</b>	<b>Pac-12</b>	<b>National</b>
Opposing Batting Average	.232	5	-
WHIP	1.12	6	98

<b>Cadyn Grenier</b>			
<b>Statistic</b>	<b>No.</b>	<b>Pac-12</b>	<b>National</b>
Assists	171	2	-
Triples	6	T2	16
Walks	35	T6	-
Sacrifice Flies	5	T74	49
Sacrifice Bunts	9	T8	87

<b>Michael Gretler</b>			
<b>Statistic</b>	<b>No.</b>	<b>Pac-12</b>	<b>National</b>
Triples	4	T5	18

<b>KJ Harrison</b>			
<b>Statistic</b>	<b>No.</b>	<b>Pac-12</b>	<b>National</b>
Home Runs	9	T5	-
Sacrifice Flies	5	T7	49
Total Bases	108	10	-
Putouts	382	10	-
Runs Batted In	43	T10	-
Fielding Percentage	.998	11	-
Fielding Chances	405	11	-

<b>Luke Heimlich</b>			
<b>Statistic</b>	<b>No.</b>	<b>Pac-12</b>	<b>National</b>
Earned Run Average	0.76	1	1
Opposing Batting Average	.172	1	-
WHIP	0.78	1	1
Wins	11	T2	5
Innings Pitched	118.1	3	-
Strikeouts	128	3	12

<b>Steven Kwan</b>			
<b>Statistic</b>	<b>No.</b>	<b>Pac-12</b>	<b>National</b>
Fielding Percentage	1.000	T1	T1
Sacrifice Bunts	11	T2	39
On-Base Percentage	.440	5	141
Batting Average	.331	10	-
Walks	30	T11	-

<b>Trevor Larnach</b>			
<b>Statistic</b>	<b>No.</b>	<b>Pac-12</b>	<b>National</b>
Fielding Percentage	1.000	T1	T1
Walks	39	T3	93
Runs Batted In	48	7	-
Sacrifice Flies	5	T7	49
Doubles	16	T9	-
On-Base Percentage	.421	10	-

<b>Nick Madrigal</b>			
<b>Statistic</b>	<b>No.</b>	<b>Pac-12</b>	<b>National</b>
Stolen Bases	16	T1	125
Batting Average	.380	2	22
Hits	90	2	18
On-Base Percentage	.449	3	91
Doubles	20	3	52
Total Bases	126	3	121
Assists	158	5	-
Runs Scored	53	T5	124
Slugging Percentage	.532	6	-
Sacrifice Bunts	8	T10	146

<b>Jake Mulholland</b>			
<b>Statistic</b>	<b>No.</b>	<b>Pac-12</b>	<b>National</b>
Saves	6	T4	129
Appearances	28	T6	113
Wins	7	6	127

<b>Adley Rutschman</b>			
<b>Statistic</b>	<b>No.</b>	<b>Pac-12</b>	<b>National</b>
Sacrifice Flies	6	T3	49
Caught Stealing By	12	T3	-
Fielding Chances	498	6	-
Putouts	431	6	-

<b>Jake Thompson</b>			
<b>Statistic</b>	<b>No.</b>	<b>Pac-12</b>	<b>National</b>
Wins	14	1	1
Innings Pitched	128.2	1	-
Earned Run Average	1.92	2	18
Opposing Batting Average	.189	2	-
WHIP	0.97	2	24
Strikeouts	119	4	18

**Team**

<b>Offense</b>			
<b>Statistic</b>	<b>No.</b>	<b>Pac-12</b>	<b>National</b>
Walks	302	1	14
Sacrifice Flies	37	1	5
Stolen Bases	64	1	75
Batting Average	.291	2	53
On-Base Percentage	.385	2	40
Runs Scored	373	2	61
Hits	597	2	46
Runs Batted In	343	2	-
Triples	18	2	38
Total Bases	833	2	-
Total Plate Appearances	2481	2	-
At Bats	2054	2	-
Sacrifice Bunts	50	T2	19
Doubles	107	3	75
Slugging Percentage	.406	4	130
Home Runs	31	7	193
Strikeouts	376	7	-
Hit By Pitch	37	9	249

<b>Pitching</b>			
<b>Statistic</b>	<b>No.</b>	<b>Pac-12</b>	<b>National</b>
Wins	56	1	1
Earned Run Average	1.93	1	1
Opposing Batting Average	.196	1	-
Innings Pitched	564.0	1	-
Strikeouts *	506	1	84
Hits Allowed *	393	1	1
Shutouts	14	1	1
WHIP	0.98	1	1
Runs Allowed	141	1	1
Earned Runs Allowed	121	1	1
Doubles Allowed	78	1	-
Saves	22	2	-
Walks Allowed *	162	2	7
Triples Allowed	7	2	-
Home Runs Allowed	25	3	-
Sacrifice Bunts Allowed	38	6	-
Hit Batters	29	9	286
Balks	2	T9	-
Wild Pitches	27	10	-
Sacrifice Flies Allowed	11	11	-

<b>Fielding</b>			
<b>Statistic</b>	<b>No.</b>	<b>Pac-12</b>	<b>National</b>
Fielding Chances	2337	1	-
Putouts	1692	1	-
Assists	594	3	-
Fielding Percentage	.978	5	29
Errors	51	7	-
Double Plays	37	9	203
Stolen Bases Against	17	10	-
Caught Stealing By	16	10	-
Passed Balls	4	10	-
Steal Attempts Against	33	11	-

\* Indicates per 9 innings pitched for national ranking

**Jack Anderson**

- All-Pac-12 Conference First Team
- CoSIDA Academic All-District 8
- Pac-12 All-Academic First Team

**Andy Atwood**

- Pac-12 All-Academic Second Team

**Pat Casey**

- NCBWA National Coach of the Year
- Pac-12 Coach of the Year

**Christian Donahue**

- Pac-12 All-Academic Honorable Mention

**Brandon Eisert**

- Collegiate Baseball Freshman All-America
- All-Pac-12 Honorable Mention

**Max Engelbrekt**

- Pac-12 Scholar-Athlete Of The Year
- Pac-12 All-Academic First Team
- Senior CLASS Award Candidate
- NCBWA Stopper of the Year Watch List

**Bryce Fehmel**

- Pac-12 Pitcher of the Week (3/28)
- Pac-12 All-Academic Honorable Mention
- Collegiate Baseball Preseason Second Team All-America
- NCBWA Preseason Third Team All-America

**Cadyn Grenier**

- All-Pac-12 Conference First Team
- Pac-12 Player of the Week (3/21)
- Pac-12 All-Academic Second Team
- Corvallis Regional All-Tournament Team

**Michael Gretler**

- All-Pac-12 Conference Honorable Mention
- Pac-12 All-Academic Second Team
- Corvallis Regional All-Tournament Team

**KJ Harrison**

- All-Pac-12 Conference First Team
- Pac-12 Player of the Week (3/28)
- CoSIDA Academic All-District 8
- Pac-12 All-Academic Honorable Mention
- Corvallis Regional All-Tournament Team
- Golden Spikes Award Watch List
- Collegiate Baseball Preseason Third Team All-America
- Perfect Game Preseason Third Team All-America

**Luke Heimlich**

- Pac-12 Pitcher of the Week (2/21)
- Pac-12 Pitcher of the Week (4/24)
- Pac-12 Pitcher of the Week (5/8)
- Collegiate Baseball All-America First Team
- ABCA All-Region First Team
- All-Pac-12 Conference First Team
- Pac-12 All-Academic Honorable Mention
- Golden Spikes Award Semifinalist
- College Baseball Hall of Fame National Collegiate Pitcher of the Year Finalist
- Dick Howser Trophy Semifinalist
- Corvallis Regional All-Tournament Team

**Steven Kwan**

- All-Pac-12 Conference Honorable Mention
- Pac-12 All-Academic Honorable Mention
- Corvallis Regional Most Outstanding Player
- Corvallis Regional All-Tournament Team

**Trevor Larnach**

- All-Pac-12 Conference Honorable Mention
- Pac-12 All-Academic Honorable Mention
- Corvallis Regional All-Tournament Team

**Nick Madrigal**

- Baseball America All-America First Team
- D1Baseball.com All-America First Team
- ABCA All-America First Team
- Perfect Game All-America Second Team
- NCBWA All-America Third Team
- Collegiate Baseball All-America Third Team
- Pac-12 Player Of The Year
- Pac-12 Defensive Player Of The Year
- All-Pac-12 Conference First Team
- ABCA/Rawlings Gold Glove (second base)
- Pac-12 All-Defensive Team
- College World Series All-Tournament Team
- Pac-12 Player Of The Week (April 3)
- Pac-12 All-Academic Honorable Mention
- Golden Spikes Award Semifinalist
- Brooks Wallace Award Watch List
- Baseball America Preseason First Team All-America
- D1Baseball.com Preseason First Team All-America
- Perfect Game Preseason First Team All-America
- NCBWA Preseason Third Team All-America

**Jake Mulholland**

- NCBWA All-America Second Team
- Collegiate Baseball Freshman All-America
- NCBWA Freshman All-America
- Baseball America Freshman All-America
- All-Pac-12 Conference Honorable Mention
- Pac-12 Pitcher of the Week (4/10)
- NCBWA Midseason Stopper of the Year Watch List

**Drew Rasmussen**

- Pac-12 All-Academic Honorable Mention

**Adley Rutschman**

- All-Pac-12 Conference Honorable Mention
- Corvallis Regional All-Tournament Team

**Zak Taylor**

- Pac-12 All-Academic Honorable Mention

**Jake Thompson**

- D1Baseball.com All-America First Team
- NCBWA All-America First Team
- Perfect Game All-America First Team
- Baseball America All-America First Team
- Collegiate Baseball All-America First Team
- ABCA All-America First Team
- Dick Howser Trophy Finalist
- ABCA All-Region First Team
- NCBWA District Player of the Year
- CoSIDA Academic All-America First Team
- All-Pac-12 Conference First Team
- NCBWA National Pitcher of the Month for April (5/8)
- Pac-12 Pitcher of the Week (3/21)
- Pac-12 Pitcher of the Week (5/22)
- Pac-12 All-Academic First Team
- Gregg Olson Award Finalist
- Gregg Olson Award Semifinalist
- Dick Howser Trophy Semifinalist
- College Baseball Hall of Fame National Collegiate Pitcher of the Year Semifinalist
- CoSIDA Academic All-District 8

**Sam Tweedt**

- Pac-12 All-Academic Honorable Mention

**Nate Yeskie**

- D1Baseball.com Assistant Coach of the Year



Date	Opponent	Score/Time (PT)	OSU		OPP		Win/Loss/Save	Rec.	Pac-12	Pos.	GB	Time	Att.
			R-H-E	R-H-E	R-H-E	R-H-E							
2/17	(1) vs. Indiana	W, 1-0	1-4-1	0-5-2	Thompson (1-0)/Stievers (0-1)/Engelbrekt (1)			1-0				2:34	1733
2/17	(1) vs. Duke	W, 6-3	6-8-2	3-8-0	Fehmel (1-0)/Stallings (0-1)/Verburg (1)			2-0				2:46	2149
2/19	(1) vs. Duke	W, 11-2	11-14-2	2-5-2	Tweedt (1-0)/Day (0-1)/Gambrell (1)			3-0				2:51	1893
2/20	(1) vs. Indiana	W, 4-1	4-8-1	1-5-2	Thompson (2-0)/Hobbies (0-1)/Engelbrekt (2)			4-0				2:40	2216
2/23	(2) vs. Nebraska	W, 10-1	10-12-2	1-8-2	Heimlich (1-0)/Waldron (0-2)			5-0				2:36	2862
2/24	(2) vs. Ohio State	L, 1-6	1-5-3	6-13-0	Pavlopoulos (1-0)/Fehmel (1-1)/Kinker (2)			5-1				2:39	2071
2/25	(2) vs. Nebraska	W, 5-2	5-10-0	2-9-1	Tweedt (2-0)/Meyers (0-1)/Engelbrekt (3)			6-1				2:38	2841
2/26	(2) vs. Ohio State	W, 5-1	5-7-1	1-2-1	Thompson (3-0)/Post (0-1)			7-1				2:25	1731
3/4	UC Davis	W, 4-0	4-8-0	0-3-0	Heimlich (2-0)/Garcia (0-1)			8-1				2:09	2622
3/4	UC Davis	W, 14-2	14-15-0	2-5-3	Tweedt (3-0)/Razo (2-1)			9-1				2:50	2578
3/5	UC Davis	W, 4-1	4-5-0	1-6-0	Mulholland (1-0)/Mullins (0-1)			10-1				2:34	2535
3/7	Portland	Rained Out											
3/9	Ball State	W, 2-0	2-8-0	0-1-1	Fehmel (2-1)/Korson (0-1)/Engelbrekt (4)			11-1				2:38	2441
3/10	Ball State	W, 5-0	5-11-3	0-2-0	Heimlich (3-0)/Butler (1-2)			12-1				2:12	
3/10	Ball State	W, 5-1	5-9-1	1-8-0	Gambrell (1-0)/Marquadt (2-2)/Mulholland (1)			13-1				2:44	2949
3/11	Ball State	W, 8-4	8-11-2	4-6-3	Thompson (4-0)/Marnon (2-2)			14-1				2:48	2615
3/16	at Arizona State * %	W, 2-0	2-8-0	0-2-0	Heimlich (4-0)/Lingos (3-1)/Engelbrekt (5)			15-1	1-0	1	+0.5	2:36	6010
3/17	at Arizona State * %	W, 10-1	10-16-0	1-4-2	Fehmel (3-1)/Van Scoyoc (0-1)			16-1	2-0	1	+0.5	2:49	2704
3/18	at Arizona State *	W, 4-0	4-14-1	0-3-1	Thompson (5-0)/Erives (0-1)			17-1	3-0	T1	+1.0	2:39	2661
3/24	#9 Arizona * %	W, 4-3	4-6-2	3-8-1	Mulholland (2-0)/Megill (0-2)			18-1	4-0	1	+1.0	3:30	2790
3/25	#9 Arizona * %	W, 5-4	5-10-2	4-4-1	Engelbrekt (1-0)/Deason (1-1)			19-1	5-0	1	+1.0	2:58	3190
3/26	#9 Arizona * %	W, 11-7	11-15-0	7-7-1	Eisert (1-0)/Gomez (2-3)			20-1	6-0	1	+2.0	3:36	2981
3/28	at Saint Mary's	W, 4-3	4-9-1	3-11-1	Engelbrekt (2-0)/Milam (1-1)			21-1				2:59	550
3/31	at #11 Stanford *	W, 3-1	3-7-0	1-4-2	Heimlich (5-0)/Bubic (2-4)			22-1	7-0	1	+2.0	2:43	1653
4/1	at #11 Stanford *	W, 15-7	15-25-0	7-11-2	Eisert (2-0)/Thorne (1-1)			23-1	8-0	1	+3.0	3:34	1867
4/2	at #11 Stanford *	W, 7-0	7-8-2	0-9-2	Thompson (6-0)/Castellanos (4-1)			24-1	9-0	1	+3.0	2:31	1867
4/4	at Portland	W, 4-3	4-7-0	3-4-0	Eisert (3-0)/Miller (1-5)/Mulholland (3)			25-1				3:13	1300
4/7	Utah *	W, 5-4	5-10-2	4-10-4	Mulholland (3-0)/Drachler (0-2)			26-1	10-0	1	+3.5	3:25	2912
4/8	Utah *	W, 5-4 (16)	5-10-1	4-10-0	Mulholland (4-0)/Bauerle (0-1)			27-1	11-0	1	+3.5	4:59	3284
4/9	Utah *	W, 5-1	5-8-0	1-1-0	Thompson (7-0)/Lapiana (2-4)/Hickey (1)			28-1	12-0	1	+4.5	2:38	3250
4/11	Gonzaga	Rained Out											
4/13	at Washington * %	L, 2-3	2-11-2	3-8-1	Bremer (4-2)/Heimlich (5-1)			28-2	12-1	1	+3.5	3:28	1136
4/14	at Washington * %	W, 5-2	5-15-0	2-9-1	Fehmel (4-1)/Nierenberg (1-2)/Mulholland (4)			29-2	13-1	1	+4.5	3:28	2478
4/15	at Washington * %	W, 3-0	3-8-0	0-7-0	Thompson (8-0)/DeMers (3-3)/Mulholland (5)			30-2	14-1	1	+5.0	3:02	2690
4/21	at UCLA *	W, 4-2 (10)	4-8-1	2-4-1	Mulholland (5-0)/Bird (4-1)			31-2	15-1	1	+6.0	3:47	1209
4/22	at UCLA * ^	L, 1-7	1-5-0	7-12-1	Ceja (2-3)/Fehmel (4-2)			31-3	15-2	1	+5.0	3:07	1475
4/23	at UCLA *	W, 2-1	2-5-1	1-6-0	Verburg (1-0)/Bird (4-2)/Eisert (1)			32-3	16-2	1	+5.0	3:18	1377
4/25	Oregon %	Rained Out											
4/28	USC *	W, 3-1	3-9-0	1-1-1	Heimlich (6-1)/Stubbs (0-3)/Rasmussen (1)			33-3	17-2	1	+6.0	2:26	3367
4/29	USC *	L, 5-7 (10)	5-10-1	7-11-1	Manning (2-1)/Mulholland (5-1)			33-4	17-3	1	+5.0	3:49	3420
4/30	USC *	W, 10-1	10-9-0	1-6-0	Thompson (9-0)/Crouse (2-6)			34-4	18-3	1	+5.5	3:12	3351
5/2	Oregon %	W, 4-1	4-8-0	1-2-0	Britton (1-0)/Nelson (0-1)/Eisert (2)			35-4				2:32	3316
5/5	California * %	W, 8-0	8-13-0	0-7-0	Heimlich (7-1)/Horn (4-4)			36-4	19-3	1	+5.5	2:41	3423
5/6	California * %	W, 11-10	11-8-1	10-13-1	Rasmusen (1-0)/Saboury (1-3)			37-4	20-3	1	+5.5	2:59	3593
5/7	California * %	W, 10-2	10-10-0	2-10-2	Thompson (10-0)/Ladrech (2-2)			38-4	21-3	1	+6.5	3:10	3551
5/11	at Oregon * %	W, 6-1	6-11-0	1-9-2	Heimlich (8-1)/Stringer (2-4)/Eisert (3)			39-4	22-3	1	+7.0	3:21	2209
5/12	at Oregon * %	W, 5-4	5-5-1	4-7-4	Engelbrekt (3-0)/Peterson (10-3)/Verburg (2)			40-4	23-3	1	+7.5	3:52	2834
5/13	at Oregon * %	W, 1-0	1-9-0	0-3-0	Thompson (11-0)/Mercer (5-6)/Eisert (4)			41-4	24-3	1	+7.5	3:21	3517
5/16	(3) vs. Portland	W, 7-1	7-13-4	1-6-0	Mulholland (6-1)/Budnick (1-9)			42-4				3:03	3906
5/19	Washington St. * %	W, 4-3	4-7-1	3-8-0	Heimlich (9-1)/Sunitsch (2-4)			43-4	25-3	1	+7.5	2:42	3583
5/20	Washington St. * %	W, 5-0	5-9-0	0-2-2	Thompson (12-0)/Anderson (5-3)			44-4	26-3	1	+7.5	2:31	3654
5/21	Washington St. * %	W, 14-3	14-12-1	3-7-1	Rasmussen (2-0)/Block (0-3)			45-4	27-3	1	+7.5	2:57	3629
5/25	Abilene Christian	W, 9-0	9-6-0	0-5-2	Heimlich (10-1)/Lambright (0-4)			46-4				2:29	3432
5/26	Abilene Christian	W, 5-4 (11)	5-11-0	4-15-1	Eisert (4-0)/Watkins (0-1)			47-4				3:52	3605
5/27	Abilene Christian	W, 11-0 (7)	11-8-1	0-2-2	Rasmussen (3-0)/Ruot (0-5)			48-4				2:18	3563
5/28	Abilene Christian	W, 4-2	4-8-2	2-6-1	Britton (2-0)/Skeffington (1-6)/Mulholland (6)			49-4				2:35	3547
6/2	(4) Holy Cross ^	W, 8-2	8-13-2	2-6-1	Thompson (13-0)/King (5-7)			50-4				3:08	3508
6/3	(4) Yale ^	W, 11-0	11-16-1	0-2-1	Heimlich (11-1)/Brodkowitz (6-3)			51-4				2:49	3474
6/4	(4) Yale	W, 8-1	8-12-1	1-10-2	Eisert (5-0)/Espig (1-1)			52-4				3:19	3456
6/9	(5) Vanderbilt @	W, 8-4	8-10-0	4-8-1	Thompson (14-0)/Raby (10-4)			53-4				3:09	3737
6/10	(5) Vanderbilt @	W, 9-2	9-12-1	2-5-1	Fehmel (5-2)/Wright (5-6)			54-4				3:00	3734
6/17	(6) Cal State Fullerton #	W, 6-5	6-11-0	5-3-2	Mulholland (7-2)/Workman (6-3)/Rasmussen (2)			55-4				3:28	22656
6/19	(6) LSU #	W, 13-1	13-11-1	1-4-2	Fehmel (6-2)/Walker (8-2)			56-4				3:42	24874
6/23	(6) LSU #	L, 1-3	1-2-0	3-7-0	Lange (10-5)/Thompson (14-1)			56-5				3:09	21257
6/24	(6) LSU #	L, 1-6	1-3-0	6-8-0	Gilbert (7-1)/Fehmel (6-3)			56-6				2:40	15618

**Key**

\* Pac-12 Conference Game; % Game airs on Pac-12 Networks; # Game airs on ESPN; @ Game airs on ESPN2; ^ Game airs on ESPNU

(1) Surprise, Ariz.; (2) Surprise, Ariz.; (3) Keizer, Ore.; (4) NCAA Corvallis Regional; (5) NCAA Corvallis Super Regional; (6) College World Series, Omaha, Neb.

**2018 OREGON STATE BASEBALL**  
**2017 OVERALL STATISTICS**

Twitter.com/BeaverBaseball  
 Instagram.com/BeaverBaseball  
 Facebook.com/OregonStateBaseball

**2017 Overall Statistics**

Record: 56-6 • Home: 31-1 • Away: 15-2 • Neutral: 10-3 • Pac-12: 27-3

**Offense**

Player	AVG	GP	GS	AB	R	H	2B	3B	HR	RBI	TB	SLG%	BB	HBP	SO	GDP	OB%	SF	SH	SB	ATT	PO	A	E	FLD%
3 Madrigal, Nick	.380	60	58	237	53	90	20	2	4	40	126	.532	27	6	16	7	.449	4	8	16	20	76	158	5	.979
33 Jones, Preston	.333	30	5	21	14	7	3	1	0	4	12	.571	5	0	2	0	.462	0	0	2	2	23	0	1	.958
4 Kwan, Steven	.331	55	42	160	32	53	6	1	1	18	64	.400	30	2	15	2	.440	1	11	8	10	105	1	0	1.000
24 Harrison, KJ	.313	54	54	217	30	68	13	0	9	43	108	.498	26	1	41	6	.382	5	0	7	9	381	23	1	.998
11 Larnach, Trevor	.303	60	58	198	32	60	16	0	3	48	85	.429	39	5	53	12	.421	5	1	2	3	34	0	0	1.000
10 Gretler, Michael	.301	62	57	216	34	65	13	4	5	33	101	.468	21	2	32	5	.364	3	4	1	2	111	77	6	.969
30 Armstrong, Andy	.286	19	8	21	6	6	1	0	0	4	7	.333	5	1	2	0	.444	0	1	0	0	8	7	3	.833
29 Anderson, Jack	.281	59	45	171	33	48	5	1	1	30	58	.339	30	5	26	6	.401	1	6	3	4	93	2	0	1.000
2 Grenier, Cady	.275	62	62	200	34	55	5	6	5	37	87	.435	35	7	47	1	.393	5	9	6	11	109	171	8	.972
1 Donahue, Christian	.258	44	40	132	28	34	8	1	0	18	44	.333	21	1	38	2	.357	3	4	9	10	68	1	5	.932
7 Malone, Tyler	.256	28	11	43	8	11	1	0	0	5	12	.279	14	1	10	1	.441	1	0	2	3	31	4	0	1.000
17 Atwood, Andy	.239	36	21	71	11	17	3	0	1	12	23	.324	8	0	12	3	.313	1	1	3	3	26	5	4	.886
35 Rutschman, Adley	.234	61	56	209	38	49	7	1	2	33	64	.306	27	3	39	5	.322	6	2	5	5	431	61	6	.988
9 Cary, Elliott	.233	49	23	90	13	21	4	1	0	11	27	.300	10	1	25	0	.314	1	2	0	0	76	2	1	.987
16 Taylor, Zak	.232	33	15	56	6	13	2	0	0	6	15	.268	3	1	14	2	.279	1	1	0	0	89	6	1	.990
13 Mendazona, George	.000	14	3	11	1	0	0	0	0	1	0	.000	1	1	4	0	.154	0	0	0	0	1	5	0	1.000
34 Engelbrekt, Max	.000	1	0	1	0	0	0	0	0	0	0	.000	0	0	0	0	.000	0	0	0	0	0	4	0	1.000
<b>Totals</b>	<b>.291</b>	<b>62</b>	<b>62</b>	<b>2054</b>	<b>373</b>	<b>597</b>	<b>107</b>	<b>18</b>	<b>31</b>	<b>343</b>	<b>833</b>	<b>.406</b>	<b>302</b>	<b>37</b>	<b>376</b>	<b>52</b>	<b>.385</b>	<b>37</b>	<b>50</b>	<b>64</b>	<b>82</b>	<b>1692</b>	<b>595</b>	<b>51</b>	<b>.978</b>
<b>Opponents</b>	<b>.196</b>	<b>62</b>	<b>62</b>	<b>2005</b>	<b>141</b>	<b>393</b>	<b>78</b>	<b>7</b>	<b>25</b>	<b>127</b>	<b>560</b>	<b>.279</b>	<b>162</b>	<b>29</b>	<b>506</b>	<b>33</b>	<b>.265</b>	<b>11</b>	<b>38</b>	<b>17</b>	<b>33</b>	<b>1596</b>	<b>650</b>	<b>68</b>	<b>.971</b>

LOB - Team (512), Opp (415). DPs turned - Team (37), Opp (59). CI - Team (3), Rutschman 3, Opp (1).

**Pitching**

Player	ERA	W	L	APP	GS	CG	SHO	CBO	SV	IP	H	R	ER	BB	SO	2B	3B	HR	AB	B/Avg	WP	HBP	BK	SFA	SHA
34 Engelbrekt, Max	0.43	3	0	17	0	0	0	5	5	21.0	9	1	1	7	20	1	0	1	69	.130	3	0	1	1	1
15 Heimlich, Luke	0.76	11	1	16	16	2	0	7	0	118.1	70	13	10	22	128	10	0	0	407	.172	3	5	0	1	12
32 Verburg, Mitchell	0.93	1	0	14	0	0	0	1	2	9.2	6	1	1	4	8	1	0	0	34	.176	1	1	0	1	1
25 Rasmussen, Drew	1.00	3	0	8	4	0	0	1	2	27.0	19	6	3	5	26	6	0	2	99	.192	1	0	0	0	0
38 Mulholland, Jake	1.20	7	1	28	0	0	0	5	6	52.1	34	8	7	12	44	4	2	2	186	.183	3	1	0	0	3
44 Thompson, Jake	1.96	14	1	20	19	1	1	5	0	128.2	85	29	28	40	119	19	3	5	449	.189	3	5	1	0	7
37 Eisert, Brandon	2.31	5	0	21	0	0	0	1	4	46.2	32	14	12	19	50	10	0	2	170	.188	7	2	0	0	3
31 Britton, Jordan	2.45	2	0	9	3	0	0	0	0	22.0	17	7	6	7	16	3	1	0	82	.207	1	0	0	0	3
12 Tweedt, Sam	2.50	3	0	14	6	0	0	1	0	36.0	34	11	10	6	31	5	0	4	137	.248	1	2	0	1	2
22 Gambrell, Grant	2.93	1	0	13	0	0	0	1	1	15.1	10	7	5	13	10	2	0	1	51	.196	0	6	0	2	1
26 Fehmel, Bryce	3.87	6	3	15	14	1	0	1	0	81.1	69	39	35	22	49	14	1	8	297	.232	4	5	0	5	4
40 Paul, Tommy	4.50	0	0	2	0	0	0	0	0	2.0	2	1	1	1	2	0	0	0	6	.333	0	2	0	0	1
23 Hickey, Mitch	4.91	0	0	7	0	0	0	2	1	3.2	6	4	2	4	3	3	0	0	18	.333	0	0	0	0	0
<b>Totals</b>	<b>1.93</b>	<b>56</b>	<b>6</b>	<b>62</b>	<b>62</b>	<b>4</b>	<b>14</b>	<b>13</b>	<b>21</b>	<b>564.0</b>	<b>393</b>	<b>141</b>	<b>121</b>	<b>162</b>	<b>506</b>	<b>78</b>	<b>7</b>	<b>25</b>	<b>2005</b>	<b>.196</b>	<b>27</b>	<b>29</b>	<b>2</b>	<b>11</b>	<b>38</b>
<b>Opponents</b>	<b>5.48</b>	<b>6</b>	<b>56</b>	<b>62</b>	<b>62</b>	<b>1</b>	<b>0</b>	<b>0</b>	<b>2</b>	<b>532.0</b>	<b>597</b>	<b>373</b>	<b>324</b>	<b>302</b>	<b>376</b>	<b>107</b>	<b>18</b>	<b>31</b>	<b>2054</b>	<b>.291</b>	<b>68</b>	<b>37</b>	<b>9</b>	<b>37</b>	<b>50</b>

PB - Team (4), Rutschman 3, Harrison 1, Opp (10). Pickoffs - Team (9), Heimlich 2, Rutschman 2, Verburg 1, Thompson 1, Fehmel 1, Mulholland 1, Britton 1, Opp (6).

**2017 Pac-12 Statistics**  
 Record: 27-3 • Home: 14-1 • Away: 13-2

**Offense**

Player	AVG	GP	GS	AB	R	H	2B	3B	HR	RBI	TB	SLG%	BB	HBP	SO	GDP	OB%	SF	SH	SB	ATT	PO	A	E	FLD%
3 Madrigal, Nick	.392	30	30	130	30	51	15	2	1	17	73	.562	12	4	10	2	.459	0	3	8	10	47	80	1	.992
4 Kwan, Steven	.338	28	20	74	12	25	4	0	1	13	32	.432	15	2	4	1	.462	0	5	3	4	47	0	0	1.000
24 Harrison, KJ	.333	27	27	111	14	37	8	0	3	21	54	.486	13	1	20	2	.395	4	0	4	5	170	10	0	1.000
10 Gretler, Michael	.309	30	29	110	14	34	6	1	2	15	48	.436	13	0	20	2	.376	2	4	1	1	54	31	3	.966
2 Grenier, Cadyn	.307	30	30	101	15	31	4	1	3	15	46	.455	16	4	29	1	.411	3	6	2	3	56	91	4	.974
29 Anderson, Jack	.284	28	22	88	21	25	5	1	0	15	32	.364	16	2	13	5	.406	0	4	1	1	43	1	0	1.000
11 Larnach, Trevor	.274	28	26	95	11	26	8	0	0	19	34	.358	12	3	30	8	.366	2	1	1	1	16	0	0	1.000
35 Rutschman, Adley	.260	30	28	104	19	27	4	0	2	18	37	.356	13	1	22	3	.336	4	2	2	2	222	32	4	.984
16 Taylor, Zak	.243	16	9	37	5	9	1	0	0	5	10	.270	2	0	8	0	.282	0	1	0	0	63	3	1	.985
7 Malone, Tyler	.235	13	4	17	1	4	0	0	0	4	4	.235	5	1	5	1	.417	1	0	0	1	3	1	0	1.000
9 Cary, Elliott	.234	28	11	47	7	11	2	1	0	5	15	.319	5	0	13	0	.302	1	2	0	0	47	2	1	.980
1 Donahue, Christian	.233	22	19	60	13	14	5	0	0	7	19	.317	13	0	18	1	.365	1	1	5	6	21	0	0	1.000
17 Atwood, Andy	.212	19	10	33	4	7	0	0	0	6	7	.212	5	0	3	3	.308	1	1	3	3	18	1	1	.950
33 Jones, Preston	.111	19	1	9	7	1	0	0	0	0	1	.111	1	0	1	0	.200	0	0	1	1	10	0	0	1.000
30 Armstrong, Andy	.000	7	3	8	2	0	0	0	0	0	0	.000	3	1	0	0	.333	0	0	0	0	2	3	1	.833
13 Mendazona, George	.000	4	1	4	0	0	0	0	0	1	0	.000	0	1	3	0	.200	0	0	0	0	0	1	0	1.000
<b>Totals</b>	<b>.294</b>	<b>30</b>	<b>30</b>	<b>1028</b>	<b>175</b>	<b>302</b>	<b>62</b>	<b>6</b>	<b>12</b>	<b>161</b>	<b>412</b>	<b>.401</b>	<b>144</b>	<b>20</b>	<b>199</b>	<b>29</b>	<b>.385</b>	<b>19</b>	<b>30</b>	<b>31</b>	<b>38</b>	<b>831</b>	<b>290</b>	<b>19</b>	<b>.983</b>
<b>Opponents</b>	<b>.207</b>	<b>30</b>	<b>30</b>	<b>982</b>	<b>79</b>	<b>203</b>	<b>43</b>	<b>3</b>	<b>11</b>	<b>70</b>	<b>285</b>	<b>.290</b>	<b>91</b>	<b>16</b>	<b>241</b>	<b>19</b>	<b>.283</b>	<b>8</b>	<b>23</b>	<b>8</b>	<b>14</b>	<b>803</b>	<b>330</b>	<b>34</b>	<b>.971</b>

LOB - Team (263), Opp (212). DPs turned - Team (20), Opp (34). CI - Team (2), Rutschman 2.

**Pitching**

Player	ERA	W	L	APP	GS	CG	SHO	CBO	SV	IP	H	R	ER	BB	SO	2B	3B	HR	AB	B/Avg	WP	HBP	BK	SFA	SHA
12 Tweedt, Sam	0.00	0	0	4	0	0	0	0	0	2.1	4	0	0	0	3	0	0	0	12	.333	0	0	0	0	0
25 Rasmussen, Drew	0.77	2	0	4	2	0	0	0	1	11.2	9	4	1	3	9	2	0	1	43	.209	1	0	0	0	0
44 Thompson, Jake	0.88	8	0	10	10	1	1	4	0	72.0	42	8	7	21	67	12	1	0	245	.171	2	4	0	0	4
34 Engelbrekt, Max	0.90	2	0	8	0	0	0	2	1	10.0	6	1	1	1	9	0	0	1	32	.188	3	0	0	1	1
15 Heimlich, Luke	1.08	6	1	10	10	2	0	2	0	74.2	48	12	9	17	78	8	0	0	257	.187	3	3	0	1	10
32 Verburg, Mitchell	1.35	1	0	10	0	0	0	0	1	6.2	4	1	1	4	5	1	0	0	23	.174	1	1	0	0	1
23 Hickey, Mitch	2.70	0	0	6	0	0	0	2	1	3.1	4	1	1	4	3	2	0	0	14	.286	0	0	0	0	0
38 Mulholland, Jake	3.00	4	1	13	0	0	0	2	2	21.0	19	7	7	6	15	1	2	2	79	.241	3	1	0	0	1
22 Gambrell, Grant	3.38	0	0	9	0	0	0	1	0	10.2	7	5	4	9	8	1	0	1	37	.189	0	3	0	1	1
37 Eisert, Brandon	4.22	2	0	11	0	0	0	1	3	21.1	16	11	10	11	20	6	0	1	79	.203	3	0	0	0	1
26 Fehmel, Bryce	5.14	2	1	8	8	0	0	0	0	42.0	41	26	24	14	24	9	0	5	155	.265	3	4	0	5	3
31 Britton, Jordan	20.25	0	0	2	0	0	0	0	0	1.1	3	3	3	1	0	1	0	0	6	.500	0	0	0	0	1
<b>Totals</b>	<b>2.21</b>	<b>27</b>	<b>3</b>	<b>30</b>	<b>30</b>	<b>3</b>	<b>7</b>	<b>6</b>	<b>9</b>	<b>277.0</b>	<b>203</b>	<b>79</b>	<b>68</b>	<b>91</b>	<b>241</b>	<b>43</b>	<b>3</b>	<b>11</b>	<b>982</b>	<b>.207</b>	<b>19</b>	<b>16</b>	<b>0</b>	<b>8</b>	<b>23</b>
<b>Opponents</b>	<b>5.11</b>	<b>3</b>	<b>27</b>	<b>30</b>	<b>30</b>	<b>1</b>	<b>0</b>	<b>0</b>	<b>0</b>	<b>267.2</b>	<b>302</b>	<b>175</b>	<b>152</b>	<b>144</b>	<b>199</b>	<b>62</b>	<b>6</b>	<b>12</b>	<b>1028</b>	<b>.294</b>	<b>32</b>	<b>20</b>	<b>4</b>	<b>19</b>	<b>30</b>

PB - Team (2), Rutschman 2, Opp (3). Pickoffs - Team (5), Heimlich 2, Verburg 1, Mulholland 1, Rutschman 1, Opp (1).



**Team Superlatives**

**Offense**

Most At Bats	51, vs. Utah (4/8)
Most Runs Scored	15, vs. Stanford (4/1)
Most Hits	25, vs. Stanford (4/1)
Most RBI	15, vs. Stanford (4/1)
Most Doubles	5, vs. Arizona (3/26)
Most Triples	2-2x, last vs. Portland (5/16)
Most Home Runs	2-5x, last vs. Yale (6/3)
Most Walks	12, vs. LSU (6/19)
Most Strikeouts	13, vs. UCLA (4/21)
Most Stolen Bases	4-2x, last vs. California (5/5)
Most Hit By Pitch	2-8x, last vs. Cal State Fullerton (6/17)
Most Runners LOB	14, vs. Oregon (5/13)

**Fielding**

Most Putouts	48, vs. Utah (4/8)
Most Assists	17-2x, last vs. Utah (4/8)
Most Errors	4, vs. Portland (5/16)
Most DPs Turned	2-11x, last vs. LSU (6/19)

**Pitching**

Most Innings Pitched	16.0, vs. Utah (4/8)
Most Runs Allowed	10, vs. California (5/6)
Most Earned Runs Allowed	8, vs. California (5/6)
Most Walks Allowed	10, vs. Utah (4/8)
Most Strikeouts	18, vs. Portland (4/4)
Most Hits Allowed	15, vs. Abilene Christian (5/26)

**Miscellaneous**

Longest Winning Streak	23 games-2x (last: 4/30-6/19)
Longest Losing Streak	2 games (6/23-6/24)
Longest Game, Innings	16.0, vs. Utah (4/8)
Longest Game, Time (9 Innings)	3:52, vs. Oregon (5/12)
Longest Game, Time (Extra Innings)	4:59, vs. Utah (4/8)
Fastest Game, Time	2:09, vs. UC Davis (3/4)
Largest Home Attendance	3,737, vs. Vanderbilt (6/9)
Largest Road Attendance	6,010, at Arizona State (3/16)
Largest Neutral Attendance	24,874, vs. LSU (6/19)

**Individual Superlatives**

**Offense**

Most At Bats	7-2x, last by Madrigal vs. Utah (4/8)
Most Runs Scored	4, Madrigal vs. Arizona State (3/17)
Most Hits	4-5x, last by Madrigal vs. Yale (6/4)
Most RBI	5, Madrigal vs. Washington State (5/21)
Most Doubles	2-7x, last by Anderson vs. Oregon (5/11)
Most Triples	1-17x, last by Jones vs. Abilene Christian (5/25)
Most Home Runs	1-30x, last by Harrison vs. LSU (6/19)
Most Walks	3-2x, last by Madrigal vs. Washington State (5/19)
Most Strikeouts	3-5x, last by Harrison & Gretler vs. Vanderbilt (6/10)
Most Stolen Bases	2-2x, last by Kwan vs. UCLA (4/23)

**Fielding**

Most Putouts	16-2x, last by Harrison vs. Ball State (3/11)
Most Assists	9, Madrigal vs. Duke (2/19)
Most Errors	2-5x, last by Atwood vs. Portland (5/16)

**Pitching**

Most Innings Pitched	9.0-4x, last by Fehmel vs. Vanderbilt (6/10)
Most Runs Allowed	6, Fehmel vs. UCLA (4/22)
Most ER Allowed	6, Fehmel vs. UCLA (4/22)
Most Walks Allowed	5, Fehmel vs. Utah (4/8)
Most Strikeouts	12, Heimlich vs. California (5/5)
Most Hits Allowed	10, Thompson vs. Abilene Christian (5/26)

**2017 Batting Breakdown**

Cat.	Avg.	AB	R	H	2B	3B	HR	RBI	BB
Home	.303	1047	224	317	54	11	18	202	178
Road	.290	594	78	172	32	2	6	74	70
Neutral	.262	413	71	108	21	5	7	67	54
Day	.291	1249	245	364	67	13	18	226	180
Night	.289	805	128	233	40	5	13	117	122
Pac-12	.294	1028	175	302	62	6	12	161	144
Non-Conf.	.288	1026	198	295	45	12	19	182	158
February	.270	252	43	68	12	3	3	39	27
March	.299	508	85	152	30	6	4	76	71
April	.283	523	76	148	27	4	7	72	63
May	.296	470	104	139	24	4	9	95	92
June	.299	301	65	90	14	1	8	61	49

**2017 Batting By Lineup Spot**

Spot	No.	Avg.	AB	R	H	2B	3B	HR	RBI	BB
1	6	.385	257	63	99	19	2	5	43	29
2	10	.299	234	46	70	14	2	1	40	40
3	14	.282	238	36	67	14	1	5	46	40
4	11	.289	232	38	67	14	0	6	59	36
5	15	.272	232	30	63	10	2	3	33	35
6	14	.257	218	38	56	10	2	4	30	35
7	11	.270	222	38	60	8	2	3	24	27
8	14	.261	218	41	57	10	2	2	35	27
9	14	.286	203	43	58	8	5	2	34	33

**2017 Batting By Inning**

Inning	Avg.	AB	R	H	2B	3B	HR	RBI	BB
First	.328	244	52	80	19	3	6	50	37
Second	.283	237	36	67	11	4	3	30	28
Third	.241	224	36	54	9	1	4	30	36
Fourth	.275	244	27	67	13	1	4	24	24
Fifth	.304	237	45	72	7	7	1	43	41
Sixth	.319	235	59	75	12	3	3	55	42
Seventh	.315	238	48	75	17	2	3	48	32
Eighth	.325	240	51	78	16	2	1	45	31
Ninth	.194	93	13	18	2	0	1	12	23
Extras	.250	32	2	8	1	1	0	5	6



**2017 Home Run Breakdown**

No.	Player	Date	Opponent/Pitcher	On	Inn.	Out	Count
1	Madrigan (1)	2/17	Duke/Stallings (L)	2	2	2	0-0
2	Larnach (1)	2/20	Indiana/Hobbies (R)	0	4	0	0-0
3	Harrison (1)	2/25	Nebraska/Meyers (L)	1	1	2	1-0
4	Madrigan (2)	3/4	UC Davis/Barraza (L)	0	7	2	1-0
5	Madrigan (3)	3/10	Ball State/Butler (R)	0	1	0	1-1
6	Harrison (2)	3/11	Ball State/Marnon (L)	0	5	0	1-0
7	Grenier (1)	3/17	Arizona State/Marsh (R)	0	8	2	0-2
8	Rutschman (1)	4/2	Stanford/Castellanos (L)	1	7	2	3-1
9	Grenier (2)	4/2	Stanford/Castellanos (L)	0	9	1	3-1
10	Grenier (3)	4/4	Portland/Budnick (R)	1	2	2	2-1
11	Grenier (4)	4/9	Utah/Lapiana (L)	2	3	1	0-2
12	Harrison (3)	4/9	Utah/Lapiana (L)	0	5	1	3-2
13	Gretler (1)	4/29	USC/Clarke (R)	0	4	1	2-2
14	Harrison (4)	4/30	USC/Crouse (R)	1	1	2	0-0
15	Harrison (5)	5/6	California/Matulovich (R)	1	1	1	0-1
16	Kwan (1)	5/6	California/Martinez (R)	3	6	2	2-2
17	Rutschman (2)	5/11	Oregon/Stringer (L)	0	4	0	1-0
18	Gretler (2)	5/11	Oregon/Stringer (L)	0	4	2	0-0
19	Grenier (5)	5/16	Portland/Budnick (R)	0	5	0	1-2
20	Larnach (2)	5/16	Portland/Horak (L)	1	5	2	0-1
21	Madrigan (4)	5/21	Washington State/Sunitsch (L)	2	5	2	2-0
22	Larnach (3)	5/26	Abilene Christian/Brewer (R)	2	6	2	2-0
23	Atwood (1)	5/28	Abilene Christian/Skeffington (L)	0	2	2	2-2
24	Gretler (3)	6/2	Holy Cross/Capen (R)	0	7	1	2-0
25	Anderson (1)	6/3	Yale/Brodkowitz (R)	0	1	2	1-1
26	Harrison (6)	6/3	Yale/Brodkowitz (R)	1	3	2	3-1
27	Gretler (4)	6/4	Yale/Espig (L)	2	5	2	2-2
28	Harrison (7)	6/9	Vanderbilt/Raby (R)	2	1	1	1-1
29	Harrison (8)	6/10	Vanderbilt/Wright (R)	2	3	2	2-1
30	Harrison (9)	6/19	LSU/Newman (R)	3	6	2	0-0
31	Gretler (5)	6/24	LSU/Gilbert (R)	0	8	1	1-1

**Total: 31    Home: 18    Road: 6    Neutral: 7**  
**Solo: 15    2-Run: 7    3-Run: 7    Grand Slam: 2**  
**vs. Left: 14    vs. Right: 17**  
**Pac-12: 12    Non-Conference: 19**  
**Ahead: 13    Behind: 5    Even: 8    First Pitch: 5**

\* Indicates Inside-The-Park; ^ Indicates Leadoff Home Run



	Inning-By-Inning										Total
	1	2	3	4	5	6	7	8	9	EX	
<b>Oregon State</b>	52	36	36	27	45	59	48	52	13	5	373
<b>Opponents</b>	14	18	12	23	14	12	16	16	12	3	141

**2006 & 2007 NATIONAL CHAMPIONS • 2013, 2014, 2017 PAC-12 CHAMPIONS**

**6 College World Series Appearances:** 1952, 2005, 2006, 2007, 2013, 2017 | **6 NCAA Super Regional Appearances:** 2005, 2006, 2007, 2011, 2013, 2017  
**17 NCAA Regional Appearances:** 1952, 1962, 1963, 1983, 1985, 1986, 2005, 2006, 2007, 2009, 2010, 2011, 2012, 2013, 2014, 2015, 2017

**2018 OREGON STATE BASEBALL**  
**2017 OFFENSIVE SUPERLATIVES/RANKINGS**

Twitter.com/BeaverBaseball  
 Instagram.com/BeaverBaseball  
 Facebook.com/OregonStateBaseball

**Record By Player Starts**

Player	C	1B	2B	3B	SS	LF	CF	RF	DH
Anderson	0-0	0-0	0-0	0-0	0-0	5-2	1-0	34-3	0-0
Armstrong	0-0	0-0	3-1	3-0	0-0	0-0	0-0	0-0	1-0
Atwood	0-0	0-0	1-0	7-0	0-0	4-0	8-1	0-0	0-0
Cary	0-0	0-0	0-0	0-0	0-0	0-0	21-2	0-0	0-0
Casey	0-0	0-0	0-0	0-0	0-0	0-0	0-0	0-0	0-0
Donahue	0-0	0-0	1-0	0-0	0-0	35-3	0-0	0-0	1-0
Grenier	0-0	0-0	20-1	3-1	33-4	0-0	0-0	0-0	0-0
Gretler	5-1	4-0	0-0	42-5	0-0	0-0	0-0	0-0	0-0
Harrison	4-0	35-6	0-0	0-0	0-0	0-0	0-0	0-0	9-0
Jones	0-0	0-0	0-0	0-0	0-0	3-0	1-0	1-0	0-0
Kwan	0-0	0-0	0-0	0-0	0-0	9-1	25-3	4-0	0-0
Larnach	0-0	0-0	0-0	0-0	0-0	0-0	0-0	17-3	36-2
Madrigal	0-0	0-0	29-4	0-0	23-2	0-0	0-0	0-0	0-0
Malone	0-0	5-0	0-0	0-0	0-0	0-0	0-0	0-0	4-2
Mendazona	0-0	0-0	2-0	1-0	0-0	0-0	0-0	0-0	0-0
Rutschman	47-5	1-0	0-0	0-0	0-0	0-0	0-0	0-0	2-1
Taylor	0-0	11-0	0-0	0-0	0-0	0-0	0-0	0-0	3-1
Willy	0-0	0-0	0-0	0-0	0-0	0-0	0-0	0-0	0-0
Zalesky	0-0	0-0	0-0	0-0	0-0	0-0	0-0	0-0	0-0

**Record By Batting Order Starts**

Player	1	2	3	4	5	6	7	8	9
Anderson	1-0	6-1	6-0	3-0	11-3	4-1	6-0	2-0	1-0
Armstrong	0-0	0-0	0-0	0-0	0-0	0-0	0-0	3-0	4-1
Atwood	0-0	0-0	0-0	0-0	4-0	5-0	4-0	3-0	4-1
Cary	0-0	2-0	0-0	0-0	0-0	3-0	3-1	4-0	9-1
Casey	0-0	0-0	0-0	0-0	0-0	0-0	0-0	0-0	0-0
Donahue	0-0	12-2	5-0	0-0	0-0	6-1	8-0	5-0	1-0
Grenier	3-0	0-0	1-0	0-0	4-1	6-1	9-1	13-1	20-2
Gretler	0-0	1-0	2-0	2-1	15-1	9-1	13-1	8-2	1-0
Harrison	0-0	0-0	25-2	17-4	2-0	4-0	2-0	0-0	0-0
Jones	0-0	1-0	0-0	0-0	0-0	0-0	1-0	0-0	3-0
Kwan	7-2	27-1	0-0	0-0	0-0	0-0	0-0	1-0	3-1
Larnach	0-0	0-0	11-4	24-1	8-0	8-0	2-0	0-0	0-0
Madrigal	45-4	7-2	0-0	0-0	0-0	0-0	0-0	0-0	0-0
Malone	0-0	0-0	2-0	0-0	1-0	5-2	0-0	1-0	0-0
Mendazona	0-0	0-0	0-0	0-0	0-0	0-0	0-0	0-0	3-0
Rutschman	0-0	0-0	4-0	10-0	10-1	4-0	6-2	10-3	6-0
Taylor	0-0	0-0	0-0	0-0	1-0	2-0	4-1	6-0	1-0
Willy	0-0	0-0	0-0	0-0	0-0	0-0	0-0	0-0	0-0
Zalesky	0-0	0-0	0-0	0-0	0-0	0-0	0-0	0-0	0-0

**Batter Breakdown**

Player	Multiple-Hit Games					Multiple-RBI Games					Home Runs					
	2	3	4	5+	Tot.	2	3	4	5+	Tot.	Solo	2-Run	3-Run	GS	Tot.	Last
Anderson	10	3	-	-	13	4	-	-	-	4	1	-	-	-	1	6/3 vs. YALE
Armstrong	2	-	-	-	2	1	1	-	-	2	-	-	-	-	-	-
Atwood	2	-	-	-	2	2	-	-	-	2	1	-	-	-	1	5/28 vs. ACU
Cary	2	2	-	-	4	2	1	-	-	3	-	-	-	-	-	-
Casey	-	-	-	-	-	-	-	-	-	-	-	-	-	-	-	-
Donahue	9	-	-	-	9	3	-	-	-	3	-	-	-	-	-	-
Grenier	10	2	-	-	12	5	2	-	-	7	3	1	1	-	5	5/16 vs. PORT
Gretler	15	3	-	-	18	4	2	-	-	6	4	-	1	-	5	6/24 vs. LSU
Harrison	14	4	1	-	19	3	4	3	-	10	2	4	2	1	9	6/19 vs. LSU
Jones	1	-	-	-	1	-	1	-	-	1	-	-	-	-	-	-
Kwan	11	2	1	-	14	1	1	1	-	3	-	-	-	1	1	5/6 vs. CAL
Larnach	14	1	-	-	15	6	4	-	-	10	1	1	1	-	3	5/26 vs. ACU
Madrigal	19	8	2	-	29	6	3	-	1	10	2	-	2	-	4	5/21 vs. WSU
Malone	2	-	-	-	2	1	-	-	-	1	-	-	-	-	-	-
Mendazona	-	-	-	-	-	-	-	-	-	-	-	-	-	-	-	-
Rutschman	8	4	-	-	12	5	2	-	-	7	1	1	-	-	2	5/11 vs. ORE
Taylor	1	-	-	-	1	2	-	-	-	2	-	-	-	-	-	-
Willy	-	-	-	-	-	-	-	-	-	-	-	-	-	-	-	-
Zalesky	-	-	-	-	-	-	-	-	-	-	-	-	-	-	-	-
<b>Totals</b>	<b>115</b>	<b>29</b>	<b>4</b>	<b>0</b>	<b>148</b>	<b>45</b>	<b>21</b>	<b>4</b>	<b>1</b>	<b>71</b>	<b>15</b>	<b>7</b>	<b>7</b>	<b>2</b>	<b>31</b>	<b>-</b>

**Oregon State 9+ To The Plate**

Date	Opponent	Inn.	At Bat	Runs
2/19	Duke	7	9	5
2/23	Nebraska	1	9	4
3/4	UC Davis	1	11	8
3/17	Arizona State	6	10	4
4/1	Stanford	2	9	4
4/1	Stanford	8	10	7
4/30	USC	8	12	6
5/5	California	3	10	4
5/21	Washington State	5	9	7
6/3	Yale	6	9	6
6/4	Yale	3	9	5
6/10	Vanderbilt	3	9	4
6/10	Vanderbilt	7	9	3
6/17	Cal State Fullerton	6	9	4

**Oregon State In The Polls**

Week	BA	CB	USA	D1	PG	NCBWA
Preseason	9	5	7	8	7	7
Feb. 20	8	5	7	8	7	5
Feb. 27	8	4	7	7	7	4
March 6	5	3	4	4	5	5
March 13	4	1	2	2	4	2
March 20	2	1	2	1	2	2
March 27	1	1	1	1	1	1
April 3	1	1	1	1	1	1
April 10	1	1	1	1	1	1
April 17	1	1	1	1	1	1
April 24	1	1	1	1	1	1
May 1	1	1	1	1	1	1
May 8	1	1	1	1	1	1
May 15	1	1	1	1	1	1

**Week BA CB USA D1 PG NCBWA**

May 22	1	1	1	1	1	1
May 29	1	1	1	1	1	1
Final	3	3	3	3	3	3



**#31 Jordan Britton**

Date	Opponent	W-L-S	IP	H	R	ER	BB	SO	NP/S
2/17	Duke	ND	1.0	0	0	0	1	1	13/7
2/23	Nebraska	ND	2.0	1	0	0	2	2	44/26
3/28	Saint Mary's	ND	0.1	1	0	0	0	0	9/6
4/1	Stanford	ND	1.0	2	1	1	0	0	10/6
5/2	Oregon *	W	5.2	2	1	1	1	2	72/44
5/12	Oregon	ND	0.1	1	2	2	1	0	17/9
5/16	Portland *	ND	4.2	5	1	1	0	4	69/46
5/26	Abilene Christian	ND	1.0	2	0	0	0	0	12/11
5/28	Abilene Christian * ^	W	6.0	3	2	2	2	7	85/53

**#37 Brandon Eisert**

Date	Opponent	W-L-S	IP	H	R	ER	BB	SO	NP/S
2/17	Duke	ND	1.1	0	0	0	0	3	23/18
2/24	Ohio State	ND	2.1	4	2	1	0	0	35/22
3/4	UC Davis	ND	2.1	1	0	0	1	3	35/24
3/11	Ball State	ND	0.2	0	0	0	0	0	3/3
3/24	Arizona	ND	0.2	1	2	1	1	1	16/9
3/26	Arizona	W	2.1	1	2	2	3	5	49/28
3/28	Saint Mary's	ND	2.0	2	0	0	1	1	31/18
4/1	Stanford	W	3.0	3	1	1	1	3	44/27
4/4	Portland	W	3.1	1	0	0	2	9	63/36
4/8	Utah	ND	3.0	4	1	1	2	1	65/43
4/14	Washington	ND	0.1	1	1	1	0	0	9/5
4/23	UCLA	S	0.1	0	0	0	0	1	5/3
4/29	USC	ND	1.2	1	1	1	1	2	46/32
5/2	Oregon	S	3.1	0	0	0	0	6	38/28
5/6	California	ND	3.0	3	3	3	2	1	41/23
5/11	Oregon	S	3.0	2	0	0	0	4	40/30
5/13	Oregon	S	2.1	0	0	0	1	1	35/20
5/21	Washington State	ND	1.2	0	0	0	0	1	20/13
5/26	Abilene Christian	W	5.0	3	0	0	1	3	87/56
6/4	Yale	W	3.2	4	0	0	2	3	70/38
6/24	LSU	ND	1.1	1	1	1	1	2	29/14

**#34 Max Engelbrekt**

Date	Opponent	W-L-S	IP	H	R	ER	BB	SO	NP/S
2/17	Indiana	S	0.2	0	0	0	0	2	8/7
2/20	Indiana	S	1.2	0	0	0	0	1	19/12
2/25	Nebraska	S	1.0	0	0	0	0	3	12/9
2/26	Ohio State	ND	1.0	0	0	0	2	0	20/9
3/9	Ball State	S	1.0	0	0	0	0	2	16/11
3/16	Arizona State	S	1.0	0	0	0	0	2	14/11
3/25	Arizona	W	1.0	1	1	1	0	0	22/14
3/28	Saint Mary's	W	2.0	1	0	0	0	0	17/13
4/2	Stanford	ND	1.0	1	0	0	0	0	16/12
4/7	Utah	ND	0.2	1	0	0	0	0	11/7
4/23	UCLA	ND	0.1	1	0	0	0	0	5/4
4/30	USC	ND	0.2	0	0	0	0	2	12/7
5/7	California	ND	1.2	1	0	0	0	2	21/15
5/12	Oregon	W	3.2	1	0	0	1	3	67/38
5/25	Abilene Christian	ND	1.0	1	0	0	0	0	13/9
6/4	Yale	ND	0.1	0	0	0	0	0	7/5
6/23	LSU	ND	2.1	1	0	0	4	2	42/19

**#26 Bryce Fehmel**

Date	Opponent	W-L-S	IP	H	R	ER	BB	SO	NP/S
2/17	Duke * ^	W	6.0	8	3	2	1	3	79/54
2/24	Ohio State *	L	5.0	7	3	3	1	4	90/60
3/9	Ball State * ^	W	8.0	1	0	0	1	4	104/68
3/17	Arizona State * ^	W	8.0	4	1	1	1	2	86/56
3/25	Arizona * ^	ND	8.0	3	3	3	2	6	108/71
4/1	Stanford *	ND	3.0	6	5	5	2	3	53/31
4/8	Utah * ^	ND	6.1	4	2	2	5	4	97/55
4/14	Washington * ^	W	6.2	6	1	1	2	5	106/71
4/22	UCLA *	L	1.1	7	6	6	0	0	34/23
4/29	USC *	ND	5.0	6	4	2	1	2	84/53
5/6	California *	ND	3.2	5	4	4	1	2	51/35
5/28	Abilene Christian	ND	1.0	1	0	0	0	0	16/10
6/10	Vanderbilt * ^	W	9.0	5	2	1	0	10	104/77
6/19	LSU * ^	W	8.0	2	1	1	3	3	107/69
6/24	LSU *	L	2.1	4	4	4	2	1	40/23

**#22 Grant Gambrell**

Date	Opponent	W-L-S	IP	H	R	ER	BB	SO	NP/S
2/19	Duke	S	3.0	3	1	0	2	1	48/30
3/10	Ball State	W	1.2	0	0	0	1	1	25/11
3/17	Arizona State	ND	1.0	0	0	0	0	1	8/7
3/24	Arizona	ND	0.1	0	0	0	1	0	10/3
3/26	Arizona	ND	0.2	1	2	2	1	0	26/14
4/1	Stanford	ND	1.0	0	0	0	1	1	13/6
4/4	Portland	ND	0.0	0	1	1	0	0	2/0
4/13	Washington	ND	0.1	0	0	0	0	1	11/5
4/22	UCLA	ND	5.2	5	1	1	3	3	101/61
4/29	USC	ND	0.2	1	0	0	1	0	12/7
5/5	California	ND	1.0	0	0	0	0	2	14/9
5/16	Portland	ND	0.0	0	0	0	1	0	5/1
5/21	Washington State	ND	0.0	0	0	0	2	0	10/2

**#23 Mitch Hickey**

Date	Opponent	W-L-S	IP	H	R	ER	BB	SO	NP/S
3/11	Ball State	ND	0.1	3	3	1	0	0	17/11
4/2	Stanford	ND	1.0	1	0	0	0	0	21/12
4/9	Utah	S	0.2	0	0	0	0	1	9/5
4/14	Washington	ND	1.0	1	0	0	0	2	18/12
4/15	Washington	ND	0.0	0	0	0	1	0	6/2
4/23	UCLA	ND	0.0	0	0	0	1	0	4/0
5/21	Washington State	ND	0.2	2	1	1	2	0	22/12

**#15 Luke Heimlich**

Date	Opponent	W-L-S	IP	H	R	ER	BB	SO	NP/S
2/17	Indiana *	ND	5.2	4	0	0	2	11	86/61
2/23	Nebraska * ^	W	7.0	7	1	1	1	4	91/65
3/4	UC Davis * ^	W	8.0	3	0	0	0	10	98/68
3/10	Ball State * ^	W	8.0	2	0	0	0	11	108/75
3/16	Arizona State * ^	W	8.0	2	0	0	2	8	110/73
3/24	Arizona * ^	ND	6.1	4	1	1	3	8	105/61
3/31	Stanford * ^	W	9.0	4	1	1	2	3	114/83
4/7	Utah * ^	ND	6.2	6	2	2	2	8	98/64
4/13	Washington * ^	L	6.1	7	3	1	2	7	100/69
4/21	UCLA * ^	ND	7.1	2	0	0	3	10	117/75
4/28	USC * ^	W	8.0	1	1	1	1	7	107/64
5/5	California * ^	W	8.0	7	0	0	1	12	107/77
5/11	Oregon * ^	W	6.0	7	1	1	1	7	100/61
5/19	Washington St. * ^	W	9.0	8	3	2	0	8	105/75
5/25	Abilene Christian * ^	W	8.0	4	0	0	1	6	88/64
6/3	Yale * ^	W	7.0	2	0	0	1	8	88/62





# 2018 OREGON STATE BASEBALL

## 2017 PITCHING APPEARANCES

Twitter.com/BeaverBaseball  
 Instagram.com/BeaverBaseball  
 Facebook.com/OregonStateBaseball

### #38 Jake Mulholland

Date	Opponent	W-L-S	IP	H	R	ER	BB	SO	NP/S
2/17	Indiana	ND	2.1	1	0	0	0	3	30/22
2/20	Indiana	ND	2.0	2	0	0	0	1	21/17
2/25	Nebraska	ND	3.0	2	0	0	2	3	53/28
3/4	UC Davis	ND	1.0	0	0	0	0	2	12/9
3/5	UC Davis	W	4.0	1	0	0	0	2	39/30
3/10	Ball State	S	3.0	3	0	0	0	2	42/29
3/18	Arizona State	ND	1.2	1	0	0	0	2	24/17
3/24	Arizona	W	1.0	2	0	0	0	0	21/14
3/26	Arizona	ND	1.0	0	0	0	0	3	13/9
3/28	Saint Mary's	S	1.0	0	0	0	0	2	13/9
4/4	Portland	S	2.1	0	0	0	0	5	28/22
4/7	Utah	W	1.2	3	1	1	0	2	32/20
4/8	Utah	W	6.2	2	1	1	3	2	81/52
4/14	Washington	S	1.0	1	0	0	1	0	13/8
4/15	Washington	S	1.1	1	0	0	0	1	20/14
4/21	UCLA	W	2.0	2	2	2	1	2	34/21
4/23	UCLA	ND	0.1	0	0	0	0	1	6/3
4/28	USC	ND	0.1	0	0	0	0	0	6/3
4/29	USC	L	2.1	3	2	2	1	2	38/23
5/12	Oregon	ND	1.1	4	1	1	0	0	27/17
5/16	Portland	W	2.2	0	0	0	1	1	32/18
5/21	Washington State	ND	0.1	0	0	0	0	0	1/1
5/27	Abilene Christian	ND	1.0	0	0	0	0	0	12/8
5/28	Abilene Christian	S	2.0	2	0	0	1	1	30/20
6/2	Holy Cross	ND	1.1	2	1	0	1	2	30/18
6/4	Yale	ND	1.0	1	0	0	0	1	14/8
6/9	Vanderbilt	ND	0.1	1	0	0	0	1	7/5
6/17	Cal State Fullerton	W	4.1	0	0	0	1	3	45/31

### #40 Tommy Paul

Date	Opponent	W-L-S	IP	H	R	ER	BB	SO	NP/S
2/17	Duke	ND	0.1	0	0	0	1	0	10/4
2/24	Ohio State	ND	1.2	2	1	1	0	2	27/16

### #25 Drew Rasmussen

Date	Opponent	W-L-S	IP	H	R	ER	BB	SO	NP/S
4/28	USC	S	0.2	0	0	0	0	0	10/6
5/6	California	W	2.1	5	3	1	0	0	30/21
5/12	Oregon *	ND	3.0	1	1	0	2	5	58/34
5/21	Washington State *	W	5.2	3	0	0	1	4	74/50
5/27	Abilene Christian * ^	W	6.0	2	0	0	1	8	84/57
6/4	Yale *	ND	4.0	5	1	1	1	5	73/47
6/17	Cal State Fullerton	S	1.0	0	0	0	0	2	12/8
6/24	LSU	ND	4.1	3	1	1	0	2	50/37

### #44 Jake Thompson

Date	Opponent	W-L-S	IP	H	R	ER	BB	SO	NP/S
2/17	Indiana	W	0.1	0	0	0	0	0	3/1
2/20	Indiana *	W	5.1	3	1	1	2	8	90/60
2/26	Ohio State * ^	W	8.0	2	1	1	3	7	97/59
3/5	UC Davis *	ND	5.0	5	1	1	1	4	78/50
3/11	Ball State * ^	W	7.1	3	1	1	2	8	95/63
3/18	Arizona State * ^	W	7.1	2	0	0	3	10	96/59
3/26	Arizona *	ND	4.2	4	3	2	4	6	89/53
4/2	Stanford * ^	W	7.0	7	0	0	0	6	94/67
4/9	Utah * ^	W	8.1	1	1	1	3	7	123/76
4/15	Washington * ^	W	7.2	6	0	0	3	8	108/72
4/23	UCLA * ^	ND	7.0	3	1	1	2	3	105/64
4/30	USC * ^	W	8.0	5	1	1	1	11	117/78
5/7	California * ^	W	6.1	9	2	2	1	6	103/63
5/13	Oregon * ^	W	6.2	3	0	0	2	5	86/50
5/20	Washington St. * ^	W	9.0	2	0	0	2	5	104/65
5/26	Abilene Christian *	ND	5.0	10	4	4	2	2	83/54
6/2	Holy Cross * ^	W	7.2	4	1	1	3	10	117/73
6/9	Vanderbilt * ^	W	7.2	7	4	4	2	7	120/78
6/17	Cal State Fullerton * ND	3.2	3	5	5	3	1	78/47	
6/23	LSU * ^	L	6.2	6	3	3	1	5	94/66

### #12 Sam Tweedt

Date	Opponent	W-L-S	IP	H	R	ER	BB	SO	NP/S
2/19	Duke * ^	W	6.0	2	1	0	2	3	81/51
2/25	Nebraska *	W	5.0	7	2	2	0	4	72/48
3/4	UC Davis *	W	5.2	3	2	2	1	5	83/49
3/10	Ball State *	ND	4.1	5	1	1	1	4	68/41
3/24	Arizona	ND	0.2	1	0	0	0	0	14/8
3/28	Saint Mary's *	ND	3.2	7	3	3	1	2	61/39
4/4	Portland *	ND	3.1	3	2	2	0	4	52/30
4/22	UCLA	ND	1.0	0	0	0	0	1	12/8
4/23	UCLA	ND	0.0	1	0	0	0	0	2/2
5/16	Portland	ND	1.2	1	0	0	0	2	23/16
5/21	Washington State	ND	0.2	2	0	0	0	2	10/8
6/3	Yale	ND	2.0	0	0	0	0	3	24/17
6/9	Vanderbilt	S	1.0	0	0	0	1	1	16/9
6/19	Vanderbilt	ND	1.0	2	0	0	0	0	12/9

### #32 Mitchell Verburg

Date	Opponent	W-L-S	IP	H	R	ER	BB	SO	NP/S
2/17	Duke	S	0.1	0	0	0	0	0	3/2
3/4	UC Davis	ND	1.0	1	0	0	0	1	12/7
3/10	Ball State	ND	1.0	0	0	0	0	2	18/11
3/11	Ball State	ND	0.2	1	0	0	0	0	4/3
3/26	Arizona	ND	0.1	1	0	0	0	0	4/4
4/1	Stanford	ND	1.0	0	0	0	0	2	13/9
4/7	Utah	ND	0.0	0	1	1	1	0	4/0
4/13	Washington	ND	1.1	1	0	0	1	2	31/20
4/21	UCLA	ND	0.2	0	0	0	0	0	7/4
4/23	UCLA	W	1.0	1	0	0	0	0	15/8
4/29	USC	ND	0.1	0	0	0	1	0	5/1
4/30	USC	ND	0.1	1	0	0	1	0	14/7
5/7	California	ND	1.0	0	0	0	0	0	15/8
5/12	Oregon	S	0.2	0	0	0	0	1	14/7
5/15	Oregon *	L	5.0	3	3	2	3	2	68/32



Oregon State Starters											
Pitcher	Starts	QS	Pct.	#P/Start	IP/Start	PCK	DP	Runs For	R/Start	Team Rec.	
Britton, Jordan	3	1	.333	76	5.2	0	0	15	5.0	3-0	
Fehmel, Bryce	14	8	.571	82	5.2	1	4	88	6.3	10-4	
Heimlich, Luke	16	15	.938	102	7.2	0	6	81	5.1	15-1	
Rasmussen, Drew	4	1	.250	72	4.2	0	0	38	9.5	4-0	
Thompson, Jake	19	13	.684	99	6.2	0	14	107	5.6	18-1	
Tweedt, Sam	6	1	.167	71	4.2	0	2	43	7.1	6-0	

*Note: Stats are for starts only*

Oregon State Bullpen (Relief Appearances Only)											
Reliever	LAST APP (Dec.)	IP	H	R	ER	BB	SO	SV/OPP	RET/FACED	1st AB RI/S	PCT
Britton, Jordan	5/26 vs. ACU (ND)	1.0	2	0	0	0	0	0/0		3/6 3/2	.667
Eisert, Brandon	6/24 vs. LSU (ND)	1.1	1	1	1	1	2	4/4		19/21 27/5	.185
Engelbrekt, Max	6/23 vs. LSU (ND)	2.1	1	0	0	4	2	5/6		12/17 9/3	.333
Fehmel, Bryce	5/28 vs. ACU (ND)	1.0	1	0	0	0	0	0/0		1/1 1/1	1.000
Gambrell, Grant	5/21 vs. WSU (ND)	0.0	0	0	0	2	0	1/1		4/13 10/4	.400
Hickey, Mitch	5/21 vs. WSU (ND)	0.2	2	1	1	2	0	1/1		3/7 7/1	.143
Mulholland, Jake	6/17 vs. CSU Fullerton (W)	4.1	0	0	0	1	3	6/7		25/28 24/3	.125
Paul, Tommy	2/24 vs. Ohio State (ND)	1.2	2	1	1	0	2	0/0		1/2 1/0	.000
Rasmussen, Drew	6/24 vs. LSU (ND)	4.1	3	1	1	0	2	2/2		2/4 3/3	1.000
Thompson, Jake	2/17 vs. Indiana (W)	0.1	0	0	0	0	0	0/0		1/1 2/0	.000
Tweedt, Sam	6/19 vs. LSU (ND)	1.0	2	0	0	0	0	1/1		3/8 6/3	.500
Verburg, Mitchell	5/12 vs. Oregon (S)	0.2	0	0	0	0	1	2/2		10/14 15/4	.267

	W-L	ERA	IP	H	R	ER	BB	SO
Starters	37-5	2.01	390.0	271	98	87	98	353
Relievers	19-1	1.77	173.0	122	43	34	65	155

### Oregon State Starters By Month

Month	W-L	ERA	IP	H	ER	BB	SO
February	6-1	1.88	48.0	40	10	12	44
March	9-0	1.42	101.1	52	16	24	91
April	6-2	2.42	93.0	70	25	27	86
May	11-0	1.65	92.2	71	17	18	84
June	5-2	3.21	56.0	38	20	16	50

### Oregon State Starters By Location

Month	W-L	ERA	IP	H	ER	BB	SO
Home	21-0	1.76	215.1	134	42	47	207
Road	9-2	1.78	111.1	77	22	28	88
Neutral	7-3	2.95	73.1	60	24	21	58

### Oregon State Bullpen By Month

Month	W-L	ERA	SV/OPP	IP	H	ER	BB	SO
February	1-0	0.75	5/5	24.0	15	2	10	22
March	6-0	1.87	4/5	33.2	22	7	9	32
April	6-1	2.47	6/7	51.0	39	14	23	46
May	4-0	1.96	5/5	41.1	31	9	13	30
June	2-0	0.75	2/2	24.0	15	2	10	23

### Oregon State Bullpen By Location

Location	W-L	ERA	SV/OPP	IP	H	ER	BB	SO
Home	10-1	2.26	6/7	79.2	63	20	31	65
Road	6-0	1.78	9/10	50.2	36	10	16	51
Neutral	3-0	0.84	6/6	42.2	23	4	18	36

### Oregon State Staff By Series/Opponent

Team	W-L	ERA	IP	H	ER	BB	SO
Surprise Classic	4-0	0.75	36.0	23	3	11	37
Big Ten-Pac-12 Ch.	3-1	2.25	36.0	32	9	11	29
UC Davis	3-0	1.00	27.0	14	3	3	27
Ball State	4-0	0.75	36.0	17	3	5	34
Arizona State	3-0	0.33	27.0	9	1	6	25
Arizona	3-0	4.00	27.0	19	12	15	29
Saint Mary's	1-0	3.00	9.0	11	3	2	5
Stanford	3-0	2.67	27.0	24	8	6	18
Portland	2-0	2.00	18.0	10	4	4	25
Utah	3-0	2.38	34.0	21	9	16	25
Washington	2-1	1.04	26.0	24	3	10	26
UCLA	2-1	3.33	27.0	22	10	10	21
USC	2-1	2.25	28.0	18	7	8	26
Oregon	4-0	1.25	36.0	21	5	9	34
California	3-0	3.33	27.0	30	10	5	25
Washington State	3-0	1.33	27.0	17	4	7	20
Abilene Christian	4-0	1.59	34.0	28	6	8	27
NCAA Regional	3-0	0.67	27.0	18	2	8	32
Vanderbilt	2-0	2.50	18.0	13	5	3	19
College World Series	2-2	3.86	35.0	22	15	18	21



**2018 OREGON STATE BASEBALL**  
**2017 PAC-12 STANDINGS/HONORS**

Twitter.com/BeaverBaseball  
 Instagram.com/BeaverBaseball  
 Facebook.com/OregonStateBaseball

	CONFERENCE			OVERALL			VS OSU
	W	L	PCT	W	L	PCT	W-L
<b>Oregon State % ^ &amp; #</b>	<b>27</b>	<b>3</b>	<b>.900</b>	<b>56</b>	<b>6</b>	<b>.903</b>	-
Stanford ^	21	9	.700	42	16	.724	0-3
UCLA ^	19	11	.633	30	27	.526	1-2
Arizona ^	16	14	.533	38	21	.644	0-3
California	15	15	.500	25	29	.463	0-3
Utah	15	15	.500	27	24	.529	0-3
Washington	14	16	.467	28	26	.519	1-2
Oregon	12	18	.400	30	25	.545	0-4
Washington State	10	20	.333	24	29	.453	0-3
Arizona State	8	22	.267	23	32	.418	0-3
USC	8	22	.267	21	34	.382	1-2



% - Pac-12 Champion • ^ - Regional Club • & - Super Regional Club • # CWS Club

**2017 All-Pac-12 Team**

**Player of the Year: Nick Madrigal, Oregon State**  
**Pitcher of the Year: Luke Heimlich, Oregon State**  
**Freshman of the Year: Andrew Vaughn, California**  
**Defensive Player of the Year: Nick Madrigal, Oregon State**  
**Coach of the Year: Pat Casey, Oregon State**

Name	Pos.	Yr.	School
<b>Jack Anderson</b>	<b>OF</b>	<b>RJr.</b>	<b>Oregon State</b>
Sean Bouchard	1B	Jr.	UCLA
Noah Bremer	RHP	Jr.	Washington
Gage Canning	OF	So.	ASU
Griffin Canning	RHP	Jr.	UCLA
Dallas Carroll	3B	Sr.	Utah
JC Cloney	LHP	Sr.	Arizona
<b>Cadyn Grenier</b>	<b>SS</b>	<b>So.</b>	<b>Oregon State</b>
<b>KJ Harrison</b>	<b>1B</b>	<b>Jr.</b>	<b>Oregon State</b>
<b>Luke Heimlich</b>	<b>LHP</b>	<b>Jr.</b>	<b>Oregon State</b>
Colton Hock	RHP	Jr.	Stanford
Nico Hoerner	SS	So.	Stanford
MJ Hubbs	OF	Sr.	Washington
Kyle Kasser	SS	Jr.	Oregon
DaShawn Keirse Jr.	OF	So.	Utah
Duke Kinamon	2B	So.	Stanford
<b>Nick Madrigal</b>	<b>2B</b>	<b>So.</b>	<b>Oregon State</b>
Shane Matheny	3B	Jr.	Washington State
JJ Matijevic	1B	Jr.	Arizona
Joey Morgan	C	Jr.	Washington
Lars Nootbaar	OF	So.	USC
Jared Oliva	OF	Jr.	Arizona
Jon Olsen	RHP	So.	UCLA
David Peterson	LHP	Jr.	Oregon
Frankie Rios	SS	Sr.	USC
Alfonso Rivas	DH	So.	Arizona
Jayson Rose	RHP	Jr.	Utah
Cesar Salazar	C	So.	Arizona
<b>Jake Thompson</b>	<b>RHP</b>	<b>RJr.</b>	<b>Oregon State</b>
Andrew Vaughn	1B	Fr.	California
Matt Winaker	1B	Jr.	Stanford
Kenyon Yovan	RHP	Fr.	Oregon

**Honorable Mention:** Andres Alvarez, WSU; Dan Amaral, UCLA; Daniel Bask, STAN; Hunter Bishop, ASU; Adalberto Carrillo, USC; Zach Cerbo, ASU; Kyle Cuellar, UCLA; Cody Deason, ARIZ; Joe DeMers, WASH; Tanner Dodson, CAL; Dylan Drachler, UTAH; Cameron Eden, CAL; **Brandon Eisert, OSU;** AJ Graffanino, WASH; **Michael Gretler, OSU;** Justin Harrer, WSU; Levi Jordan, WASH; Ellis Kelly, UTAH; Ryan Kreidler, UCLA; **Steven Kwan, OSU;** **Trevor Larnach, OSU;** Lyle Lin, ASU; Willie MacIver, WASH; Jack Meggs, WASH; Cameron Ming, ARIZ; Jeffrey Mitchell Jr., CAL; **Jake Mulholland, OSU;** Brandon Perez, USC; Nick Quintana, ARIZ; **Adley Rutschman, OSU;** Hunter Simmons, UTAH; Brett Stephens, UCLA; Cal Stevenson, ARIZ; Tyler Thorne, STAN; Michael Toglia, UCLA.


**2017 Pac-12 Weekly Honors**

**Players Of The Week**

Feb. 21 - Nick Quintana, Arizona  
 Feb. 28 - Hunter Simmons, Utah  
 Mar. 6 - Quinn Brodey, Stanford  
 Mar. 14 - Quinn Brodey, Stanford  
**Mar. 21 - Cadyn Grenier, Oregon State**  
**Mar. 28 - KJ Harrison, Oregon State**  
**Apr. 3 - Nick Madrigal, Oregon State**  
 Apr. 10 - JJ Matijevic, Arizona  
 Apr. 17 - Gage Canning, Arizona State  
 Apr. 24 - Andrew Vaughn, California  
 May 1 - Matt Winaker, Stanford  
 May 8 - Cal Stevenson, Arizona  
 May 15 - Chandler Anderson, Utah  
 May 22 - Jesse Kuet, Stanford  
 May 29 - Matt Winaker, Stanford

**Pitchers Of The Week**

**Feb. 21 - Luke Heimlich, Oregon State**  
 Feb. 28 - Andrew Summerville, Stanford  
 Mar. 6 - Colton Hock, Stanford  
 Mar. 14 - David Peterson, Oregon  
**Mar. 21 - Jake Thompson, Oregon State**  
**Mar. 28 - Bryce Fehmel, Oregon State**  
 Apr. 3 - David Peterson, Oregon  
**Apr. 10 - Jake Mulholland, Oregon State**  
 Apr. 17 - Griffin Canning, UCLA  
**Apr. 24 - Luke Heimlich, Oregon State**  
 May 1 - David Peterson, Oregon  
**May 8 - Luke Heimlich, Oregon State**  
 May 15 - Noah Bremer, Washington  
**May 22 - Jake Thompson, Oregon State**  
 May 29 - Griffin Canning, UCLA





## Individual hitting

### Batting Average

Season ..... 423, Randy Duke, 1987  
 Career ..... .379, Jay Dean, 1952-55

### At Bats

Game ..... 9, Mel Cuckovich  
 1972 vs. Washington  
 Doug Miller, 1972 vs. Washington  
 Season ..... 278, Darwin Barney, 2007  
 Career ..... 765, Darwin Barney, 2005-07

### Runs

Game ..... 6, Bobby Buob, 1954 vs. Wash.  
 Jim Ruggles, 1954 vs. Wash.  
 Ken Bowen, 1985 vs. Chico State  
 Season ..... 83, Cole Gillespie, 2006  
 Career ..... 168, Jacoby Ellsbury, 2003-05

### Hits

Game ..... 5, multiple times  
 Season ..... 99, Jacoby Ellsbury, 2005  
 Career ..... 238, Darwin Barney, 2005-07

### Doubles

Game ..... 3, multiple times  
 Season ..... 25, Cole Gillespie, 2006  
 Career ..... 49, Chris Biles, 2000-2003

### Triples

Game ..... 2, multiple times  
 Season ..... 7, Abino Vazquez, 1997  
 Career ..... 13, Todd Thomas, 1980-83

### Home Runs

Game ..... 3, Andy Jarvis, 2001 vs. Wash. St.  
 Season ..... 21, Jim Wilson, 1982  
 Career ..... 34, Joe Gerber, 1997-2000  
 34, Andy Jarvis, 2000-2003

### Runs Batted In

Game ..... 9, Ken Bowen, 1985 vs. Chico State  
 Season ..... 76, Michael Conforto, 2012  
 Career ..... 179, Michael Conforto, 2012-14

### Total Bases

Game ..... 14, Jim Wilson  
 1982 vs. Washington State.  
 Season ..... 163, Cole Gillespie, 2006  
 Career ..... 382, Andy Jarvis, 2000-03

### Slugging Percentage

Season ..... .829, Jim Wilson, 1982  
 Career ..... .640, Jim Wilson, 1980-82

### Stolen Bases

Game ..... 4, Steve Lyons, 1979 vs. Ore. Tech  
 David Anderson, 1991 vs. Willamette  
 Season ..... 29, Dave Brundage, 1986  
 Career ..... 62, Todd Thomas, 1980-83

### Walks

Game ..... 5, Bob Beall, 1970 vs. UCLA

Jake Rodriguez, 2013 vs. Bryant  
 Season ..... 48, Rich Dodge, 1977  
 Career ..... 120, Ken Bowen, 1984-87

### Strikeouts

Game ..... 5, Zach Gordon  
 2001 vs. San Diego State  
 Season ..... 58, Troy Schader, 1999  
 Career ..... 151, Ryan Lipe, 1995-98

### Hit By Pitch

Game ..... 3, multiple times  
 Season ..... 14, Curtis Davis, 2001  
 14, Cole Gillespie, 2006  
 Career ..... 30, Ryan Lipe, 1995-98  
 30, Jacoby Ellsbury, 2003-05

## Individual pitching

### Wins

Season ..... 14, Scott Christman, 1993 (14-1)  
 Andrew Moore, 2013 (14-2)  
 Jake Thompson, 2017 (14-1)  
 Career ..... 36, Ben Wetzler, 2011-14 (36-7)

### Losses

Season ..... 9, B.R. Cook, 1999 (6-9)  
 9, Thad Johnson, 2001 (6-9)  
 Career ..... 18, Mason Smith, 1991-94 (22-18)

### Winning Percentage

Season ..... 1.000, Mark Newell, 1997 (8-0)  
 Career ..... .917, Leon Criner, 1959-61 (11-1)

### Saves

Season ..... 20, Kevin Gunderson, 2006  
 Career ..... 37, Kevin Gunderson, 2004-06

### Earned Run Average

Season ..... 0.76, Luke Heimlich, 2017  
 Career ..... 1.79, Cecil Ira, 1961-63

### Strikeouts

Game ..... 17, Mason Smith, 1994 vs. Portland  
 Season ..... 131, Jonah Nickerson, 2006  
 Career ..... 299, Jonah Nickerson, 2004-06



### Walks

Season ..... 62, Jeff Reece, 1983  
 Career ..... 160, John Sipple, 1985-88

### Hits

Season ..... 137, Scott Nicholson, 2001  
 Career ..... 348, Mike Gorman, 1979-82

### Innings Pitched

Game ..... 16.0, Greg Jurgenson  
 1972 vs. Washington  
 Season ..... 136.2, Jonah Nickerson, 2006  
 Career ..... 348.2, Ken Noble, 1975-78

### Complete Games

Season ..... 12, Cecil Ira, 1962  
 Career ..... 28, Cecil Ira, 1961-63

### Shutouts

Season ..... 5, Cecil Ira, 1963  
 Career ..... 10, Cecil Ira, 1961-63

### Runs Allowed

Season ..... 90, Mark Newell, 1999  
 Career ..... 229, Stephen Copeland, 2000-03

### Wild Pitches

Season ..... 15, Scott Christman, 1992  
 Career ..... 28, Kevin Hooker, 1991-95

### Hit Batters

Season ..... 32, Dallas Buck, 2005  
 Career ..... 74, Dallas Buck, 2004-06

### Longest Stretch, No Walks

Career ..... 177, Ken Noble

## Individual fielding

### Errors

Game ..... 4, multiple times  
 Season ..... 30, Dave Backen, 1978  
 Career ..... 62, Ken Bowen, 1984-87

## Team hitting

### Batting Average

Season ..... .327, 1997

### At Bats

Game ..... 74, 1972 vs. Washington  
 Season ..... 2,264, 2006

### Runs

Game ..... 36, 1985 vs. Chico State (36-12)  
 Season ..... 504, 1997

### Hits

Game ..... 27, 1954 vs. Washington  
 Season ..... 684, 2006



**Doubles**

Game.....10, 1979 vs. Puget Sound  
.....10, 2003 vs. Portland  
Season .....125, 2006

**Triples**

Game.....4, 1980 vs. Western Oregon  
4, 1994 vs. Maine  
1997 vs. Portland State  
Season .....32, 2016

**Home Runs**

Game.....7, 2000 vs. Portland  
7, 2001 vs. Washington  
7, 2015 vs. Portland  
Season .....60, 1998

**Runs Batted In**

Game.....34, 1985 vs. Chico State  
Season .....455, 1997

**Total Bases**

Season .....979, 2006

**Slugging Percentage**

Season .....497, 1997

**Stolen Bases**

Game.....10, many times  
Season .....101, 1986

**Walks**

Game.....22, 1985 vs. Chico State  
Season .....337, 1998

**Strikeouts**

Game.....18, 1941 vs. Idaho  
18, 1997 vs. Washington State  
18, 1972 vs. Washington  
18, 2010 vs. UCLA  
Season .....460, 1999

**Hit By Pitch**

Season .....80, 1997

**Hit Into Double Plays**

Season .....55, 2006

**Team pitching**

**Wins**

Season .....56, 2017 (56-6)

**Losses**

Season .....35, 1999 (19-35)

**Saves**

Season .....21, 2005; 2006; 2017

**Earned Run Average**

Season .....1.93, 2017

**Strikeouts**

Game.....18, 1941 vs. Idaho  
18, 2017 vs. Portland  
Season .....463, 2005

**Walks**

Season .....254, 1992

**Hits**

Season .....608, 1999

**Innings Pitched**

Game.....20.0, 1972 vs. Washington  
Season .....587.0, 2013

**Complete Games**

Season .....24, 1994

**Shutouts**

Season .....15, 2014

**Runs Allowed**

Game.....26, 1973 vs. Wash. State (6-26)  
Season .....446, 1999

**Wild Pitches**

Season .....66, 1999

**Hit Batters**

Season .....76, 2004

**Team fielding**

**Errors**

Season .....101, 1977

**Double Plays**

Season .....68, 1987

**Fielding Percentage**

Season .....979, 2014

**Miscellaneous**

Longest Hitting Streak.....31 games  
Jeff Brauning, 1989

Most Consecutive Shutout IP  
45, Ken Forsch, 1968

Most Consecutive Wins: .....14,  
Scott Christman, 1993  
Jake Thompson, 2017

Longest Game .....20 innings, 1972  
vs. Washington; Washington 2, OSU 1

Most Runs, Both Teams .....48, 1985  
vs. Chico State; OSU 36, Chico State 12

Most Home Runs, One Inning, Team 4,  
1966 vs. Oregon, 2003 vs. California

Most Runs, One Inning, Team.....  
16 (1st inning), 1997 vs. Portland

Longest Winning Streak, Team 23 games,  
2017

Longest Losing Streak, Team 9 games,  
1966

Most Wins, Regular Season.....49, 2017

Largest Margin Of Victory.....30 runs,  
OSU 33, Portland 3, 1997.

Largest Margin of Defeat.....20 runs.  
Washington State 26, OSU 6, 1973

Largest Goss Stadium Crowd .....4,600  
June 7, 1952

Largest post-1999 renovation crowd  
3,737, June 9, 2017

Largest Crowd, Any Site .....30,335,  
June 21, 2006

**Pac-12 records**

**Runs Batted In**

Team, Game.....34  
1985 vs. Chico State.

**Doubles**

Team, Game.....10, 1979 vs. Puget Sound  
10, 2003 vs. Portland

**Home Runs**

Team, Inning.....4, 1966 vs. Oregon  
2003 vs. California

**Walks**

Individual, Game .....5, Bob Beall  
1970 vs. UCLA  
5, Jake Rodriguez, 2013 vs. Bryant

**Shutouts**

Individual, Season.....5, Cecil Ira, 1963  
Individual, Career .....10, Cecil Ira, 1961-63

Longest Game .....20 innings  
1972 vs. Washington

**NCAA Leaders**

**Stolen Bases**

Individual, Per Game .Kim Bradshaw, 1959  
0.93 (26 stolen bases in 28 games)

**ERA**

Individual .....Ben Wetzler, 0.78, 2014  
Luke Heimlich, 0.76. 2017

Team .....1.93, 2017

**Wins**

Individual .....Jake Thompson, 14, 2017  
Team .....56, 2017

**Saves**

Individual .....Kevin Gunderson, 2006, 20

**Double Plays**

Team, Per Game.....1987, 1.48  
(68 double plays in 48 games)

**Batting average**  
 (minimum 260 at-bats)

- Jay Dean, 1952-55 ..... 379
- A.J. Marquardt, 1993-94 ..... 373
- Jacoby Ellsbury, 2003-05 ..... 365
- Joe Gerber, 1997-2000 ..... 362
- Brian Barden, 2000-02 ..... 362
- Nick Madrigal, 2016-17 ..... 359
- Ben Bertrand, 1996-98 ..... 358
- Dan Cunningham, 1971-73 ..... 354
- Chris Biles, 2000-03 ..... 353
- Dave Brundage, 1984-86 ..... 350
- Mike Leone, 1996-97 ..... 350

**At-bats**

- Darwin Barney, 2006-07 ..... 765
- Andy Jarvis, 2000-03 ..... 725
- Kavin Keyes, 2011-14 ..... 723
- Tyler Smith, 2010-13 ..... 696
- Michael Conforto, 2012-14 ..... 668
- Dylan Davis, 2012-14 ..... 660
- Shea McFeely, 2004-06 ..... 653
- Jon Yonemitsu, 1990-93 ..... 648
- Jacoby Ellsbury, 2003-05 ..... 646
- Ken Bowen, 1984-87 ..... 643

**Hits**

- Darwin Barney, 2005-07 ..... 238
- Jacoby Ellsbury, 2003-05 ..... 236
- Andy Jarvis, 2000-03 ..... 232
- Brian Barden, 2000-02 ..... 231
- Michael Conforto, 2012-14 ..... 227
- Kavin Keyes, 2011-14 ..... 212
- Ken Bowen, 1984-87 ..... 206
- Tyler Smith, 2010-13 ..... 203
- Joe Gerber, 1997-2000 ..... 201
- Chris Biles, 2000-03 ..... 199

**Runs**

- Jacoby Ellsbury, 2003-05 ..... 168
- Darwin Barney, 2005-07 ..... 152
- Ken Bowen, 1984-87 ..... 150
- Todd Thomas, 1980-83 ..... 148
- Brian Barden, 2000-02 ..... 148
- Michael Conforto, 2012-14 ..... 145
- Shea McFeely, 2004-06 ..... 142
- Andy Jarvis, 2000-03 ..... 141
- Drew Hedges, 1997-2000 ..... 139
- Tyler Smith, 2010-13 ..... 136

**Doubles**

- Chris Biles, 2000-03 ..... 49
- Dylan Davis, 2012-14 ..... 48
- Danny Hayes, 2010-13 ..... 45
- Joe Gerber, 1997-2000 ..... 44
- Michael Conforto, 2012-14 ..... 44
- Josh Carter, 1999-2001 ..... 42
- Andy Jarvis, 2000-03 ..... 42
- Darwin Barney, 2005-07 ..... 40
- Brian Barden, 2000-02 ..... 39
- KJ Harrison, 2015-17 ..... 39

**Triples**

- Todd Thomas, 1980-83 ..... 13
- Trever Morrison, 2014-16 ..... 12
- Chuck Fisk, 1952-55 ..... 10
- Seth Pietsch, 2001-03 ..... 10
- Jeff Hendrix, 2013-15 ..... 10
- Jeff Doyle, 1975-77 ..... 9
- Eric Stark, 1998-2001 ..... 9
- Aaron Mathews, 2002-04 ..... 9
- Cadyn Grenier, 2016-17 ..... 9
- Dave Backen, 1978-81 ..... 8
- Dave Schoppe, 1988-91 ..... 8
- Abino Vazquez, 1996-97 ..... 8
- Jacoby Ellsbury, 2003-05 ..... 8
- Shea McFeely, 2004-06 ..... 8
- Cole Gillespie, 2004-06 ..... 8
- Darwin Barney, 2005-07 ..... 8



**Home runs**

- Joe Gerber, 1997-2000 ..... 34
- Andy Jarvis, 2000-03 ..... 34
- Michael Conforto, 2012-14 ..... 31
- KJ Harrison, 2015-17 ..... 29
- Al Hunsinger, 1980-81 ..... 28
- Bob McNair, 1978-80 ..... 27
- Jim Wilson, 1980-82 ..... 27
- Matt Bailie, 1995-98 ..... 25
- Brian Barden, 2000-02 ..... 25
- Mitch Canham, 2004-07 ..... 25

**Runs batted in**

- Michael Conforto, 2012-14 ..... 179
- Andy Jarvis, 2000-03 ..... 173
- Joe Gerber, 1997-2000 ..... 169
- Dylan Davis, 2012-14 ..... 155
- Brian Barden, 2000-02 ..... 154
- Mitch Canham, 2004-07 ..... 152
- KJ Harrison, 2015-17 ..... 150
- Matt Bailie, 1995-98 ..... 144
- Darwin Barney, 2005-07 ..... 136
- Ken Bowen, 1984-87 ..... 131

**Walks**

- Ken Bowen, 1984-87 ..... 120
- Danny Hayes, 2010-13 ..... 120
- Michael Conforto, 2012-14 ..... 120
- Mickey Riley, 1980-83 ..... 118
- Rich Dodge, 1974-77 ..... 111
- Shea McFeely, 2004-06 ..... 107
- Matt Bailie, 1995-98 ..... 106
- Dave Backen, 1978-81 ..... 103
- Joe Gerber, 1997-2000 ..... 102
- Steve Lyons, 1979-81 ..... 101
- Todd Thomas, 1980-83 ..... 101

**Total bases**

- Andy Jarvis, 2000-03 ..... 382
- Michael Conforto, 2012-14 ..... 372
- Brian Barden, 2000-02 ..... 355
- Joe Gerber, 1997-2000 ..... 347
- Jacoby Ellsbury, 2003-05 ..... 337
- KJ Harrison, 2015-17 ..... 329
- Chris Biles, 2000-03 ..... 318
- Mitch Canham, 2004-07 ..... 316
- Darwin Barney, 2005-07 ..... 311
- Ken Bowen, 1984-87 ..... 303

**Slugging percentage**  
 (minimum 260 at-bats)

- Jim Wilson, 1980-82 ..... 640
- Al Hunsinger, 1980-81 ..... 639
- Ben Bertrand, 1996-98 ..... 631
- Joe Gerber, 1997-2000 ..... 625
- Cole Gillespie, 2004-06 ..... 579
- A.J. Marquardt, 1993-94 ..... 578
- Chris Wakeland, 1995-96 ..... 569
- Chris Biles, 2000-03 ..... 564
- Michael Conforto, 2010-14 ..... 557
- Mike Leone, 1996-97 ..... 555
- Brian Barden, 2000-02 ..... 555

**Stolen bases**

- Todd Thomas, 1980-83 ..... 62
- Jacoby Ellsbury, 2003-05 ..... 60
- Jeff Doyle, 1975-77 ..... 54
- Steve Lyons, 1979-81 ..... 46
- Kim Bradshaw, 1957-59 ..... 44
- Steve Smith, 1981-83 ..... 41
- Rich Dodge, 1974-77 ..... 40
- R.A. Neitzel, 1988-90 ..... 39
- Tyler Graham, 2003-06 ..... 39
- Bryan Ganter, 1984-87 ..... 36
- Darwin Barney, 2005-07 ..... 36

**Wins**

- Ben Wetzler, 2011-14 ..... 36
- Ken Noble, 1975-78 ..... 30
- Mike Gorman, 1979-82 ..... 28
- John Sipple, 1984-86 ..... 28
- Jeff Post, 1989-92 ..... 28
- Dallas Buck, 2004-06 ..... 28
- Cecil Ira, 1961-63 ..... 27
- Andrew Moore, 2013-15 ..... 27
- Jonah Nickerson, 2004-06 ..... 26
- Scott Anderson, 81-84 ..... 25
- Sam Gaviglio, 2009-11 ..... 25

**Winning percentage**  
 (minimum 10 wins)

- Daniel Turpen, 2005-07 ..... .933 (14-1)
- Leon Criner, 1959-61 ..... .917 (11-1)
- Sam Tweedt, 2015, 2017 ..... .917 (11-1)
- Ben Wetzler, 2011-14 ..... .837 (36-7)
- Matt Boyd, 2010-12 ..... .815 (22-5)
- Bryce Fehmel, 2016 ..... .800 (16-4)
- Andrew Checketts, 1996-98 ..... .774 (24-7)
- Mike Thurman, 1991-94 ..... .773 (17-5)
- Jeff Reece, 1981-83 ..... .769 (20-6)
- Kyle Dunning, 1980-81 ..... .769 (10-3)

**Saves**

- Kevin Gunderson, 2004-06 ..... 37
- Kevin Rhoderick, 2008-10 ..... 25
- Tony Bryant, 2010-13 ..... 22
- Max Engelbrekt, 2013-17 ..... 22
- Scott Schultz, 2011-14 ..... 18
- Jared Sanders, 2002-04 ..... 12
- Eddie Kunz, 2005-07 ..... 12
- Mitch Hickey, 2015-17 ..... 12
- Mike Boire, 1996-98 ..... 11
- Jim Grove, 1979-82 ..... 9

**Earned run average**  
 (minimum 120 innings pitched)

- Cecil Ira, 1961-63 ..... 1.79
- Steve Clark, 1962-64 ..... 1.92
- Andrew Moore, 2013-15 ..... 2.10
- Ken Forsch, 1967-68 ..... 2.12
- Matt Boyd, 2010-12 ..... 2.13
- Scott Anderson, 1981-84 ..... 2.15
- Jace Fry, 2012-14 ..... 2.16
- Luke Heimlich, 2015-17 ..... 2.27
- Scott Schultz, 2011-14 ..... 2.42
- Ben Wetzler, 2011-14 ..... 2.51

**Strikeouts**

- Jonah Nickerson, 2004-06 ..... 299
- Ben Wetzler, 2011-14 ..... 291
- Mike Stutes, 2006-08 ..... 287
- Dallas Buck, 2004-06 ..... 272
- Mason Smith, 1991-94 ..... 267
- John Sipple, 1984-88 ..... 263
- Scott Anderson, 1981-84 ..... 258
- Andrew Moore, 2013-15 ..... 251
- Scott Christman, 1991-93 ..... 249
- Mike Gorman, 1979-82 ..... 237

**Innings pitched**

- Ben Wetzler, 2011-14 ..... 369.1
- Ken Noble, 1975-78 ..... 348.2
- Andrew Moore, 2013-15 ..... 347.2
- Mike Gorman, 1979-82 ..... 337.2
- Mason Smith, 1991-94 ..... 330.2
- Dallas Buck, 2004-06 ..... 326.2
- Scott Anderson, 1981-84 ..... 325.2
- Jeff Otis, 1986-90 ..... 306.0
- Mike Stutes, 2006-08 ..... 302.0
- Jonah Nickerson, 2004-06 ..... 292.2

**Complete games**

- Cecil Ira, 1961-63 ..... 28
- Mason Smith, 1991-94 ..... 22
- Norb Wellman, 1952-54 ..... 21
- Scott Anderson, 1981-84 ..... 19
- Ken Noble, 1975-78 ..... 18
- John Sipple, 1984-88 ..... 18
- Mike Gorman, 1979-82 ..... 17
- Gail Meier, 1973-76 ..... 16
- Scott Nicholson, 2000-01 ..... 15
- Jeff Otis, 1986-89 ..... 14
- Scott Christman, 1991-93 ..... 14

**Shutouts**

- Cecil Ira, 1961-63 ..... 10
- John Sipple, 1984-88 ..... 7
- Jeff Post, 1989-92 ..... 5
- Jace Fry, 2012-14 ..... 5
- Andrew Moore, 2013-14 ..... 5
- Ken Noble, 1975-78 ..... 4
- Scott Christman, 1991-93 ..... 4
- Mason Smith, 1991-94 ..... 4
- Ben Wetzler, 2011-14 ..... 4
- Bill Oerding, 1959-61 ..... 3
- Jeff Otis, 1986-89 ..... 3
- Mike Thurman, 1992-94 ..... 3
- Scott Nicholson, 2000-01 ..... 3
- Sam Gaviglio, 2009-11 ..... 3
- Matt Boyd, 2010-13 ..... 3



# 2018 OREGON STATE BASEBALL

## OREGON STATE SINGLE-SEASON RECORDS

Twitter.com/BeaverBaseball  
 Instagram.com/BeaverBaseball  
 Facebook.com/OregonStateBaseball

### Batting average (minimum 120 at-bats)

1. Randy Duke, 1987 .....423
2. Dwane Helbig, 1952.....411
3. Jacoby Ellsbury, 2005 .....406
4. Dan Cunningham, 1971.....405
5. Ken Bowen, 1987.....404
6. Jason Stranberg, 1997.....397
7. Chris Biles, 2001.....395
8. Curtis Davis, 2001.....390
9. Andy Jenkins, 2005 .....388
10. Joe Gerber, 1999.....387

### At-bats

1. Darwin Barney, 2007 .....278
2. Darwin Barney, 2006.....261
3. Shea McFeely, 2006.....260
4. Dylan Davis, 2013.....257
5. Michael Conforto, 2013.....247
6. Mike Lissman, 2007.....246
7. Andy Peterson, 2013.....246
8. Jacoby Ellsbury, 2005 .....244
9. Nick Madrigal, 2017.....237
10. Brian Barden, 2002.....232

### Hits

1. Jacoby Ellsbury, 2005 .....99
2. Nick Madrigal, 2017 .....90
3. Cole Gillespie, 2006.....87
4. Darwin Barney, 2006.....86
5. Dylan Davis, 2013.....86
6. Darwin Barney, 2007.....84
7. Brian Barden, 2001.....83
8. Andy Peterson, 2013.....82
9. Brian Barden, 2002.....81
10. Andy Jenkins, 2005.....81
11. Michael Conforto, 2013.....81

### Runs

1. Cole Gillespie, 2006.....83
2. Jason Stranberg, 1997.....67
3. Chris Hopkins, 2007.....57
4. Jacoby Ellsbury, 2003.....56
5. Jacoby Ellsbury, 2004.....56
6. Jacoby Ellsbury, 2005.....56
7. Ryan Ortiz, 2009.....55
8. Dave Brundage, 1986.....55
9. Darwin Barney, 2006.....53
10. Darwin Barney, 2007.....53
11. Nick Madrigal, 2017.....53

### Doubles

1. Cole Gillespie, 2006.....25
2. Seth Pietsch, 2002.....24
3. Tony Calderon, 2003.....24
4. Chris Biles, 2003.....23
5. Bill Rowe, 2006.....22
6. Dylan Davis, 2013.....22
7. Darwin Barney, 2007.....20
8. Nick Madrigal, 2017.....20
9. A.J. Marquardt, 1993.....19
10. Joe Gerber, 2000.....19
11. Jacoby Ellsbury, 2005.....19
12. Ryan Dunn, 2012.....19

### Triples

1. Abino Vazquez, 1997 .....7
2. Jeff Doyle, 1977.....6
3. Todd Thomas, 1983.....6
4. Seth Pietsch, 2002.....6
5. Aaron Mathews, 2004.....6
6. Shea McFeely, 2006.....6
7. Cadyn Grenier, 2017.....6
8. 13 tied .....5



### Home runs

1. Jim Wilson, 1982 .....21
2. Al Hunsinger, 1981.....15
3. Bob McNair, 1980.....14
4. Al Hunsinger, 1980.....13
5. Joe Gerber, 1999.....13
6. Cole Gillespie, 2006.....13
7. Stefen Romero, 2010.....13
8. Michael Conforto, 2012.....13
9. Steve Smith, 1983.....12
10. David Schmidt, 1996.....12
11. Andy Jarvis, 2001.....12
12. Seth Pietsch, 2003.....12

### Runs batted in

1. Michael Conforto, 2012.....76
2. Joe Gerber, 2000.....67
3. Dylan Davis, 2014.....64
4. Jim Wilson, 1982.....62
5. Rob Colley, 1998.....62
6. Mike Lissman, 2007.....61
7. Dylan Davis, 2013.....61
8. KJ Harrison, 2015.....60
9. Mitch Canham, 2007.....59
10. Bob McNair, 1980.....59

### Walks

1. Michael Conforto, 2014.....55
2. Rich Dodge, 1977.....48
3. Ben Johnson, 1989.....47
4. Cole Gillespie, 2006.....46
5. Jeff Doyle, 1976.....45
6. Darwin Barney, 2006.....43
7. Lance Rice, 1988.....42
8. John Wallace, 2009.....41
9. Ben Bertrand, 1998.....41
10. Michael Conforto, 2013.....41

### Total bases

1. Cole Gillespie, 2006.....163
2. Jacoby Ellsbury, 2005.....142
3. Seth Pietsch, 2003.....133
4. Michael Conforto, 2012.....131
5. Michael Conforto, 2013.....130
6. Dylan Davis, 2013.....129
7. Joe Gerber, 1999.....128
8. Jim Wilson, 1982.....126
9. Bill Rowe, 2006.....126
10. Adalberto Santos, 2010.....126
11. Nick Madrigal, 2017.....126

### Slugging percentage (minimum 120 at-bats)

1. Jim Wilson, 1982 .....829
2. Al Hunsinger, 1981.....717
3. Joe Gerber, 1998.....713
4. Cole Gillespie, 2006.....685
5. Joe Gerber, 1999.....670
6. Ken Bowen, 1987.....667
7. Bob McNair, 1980.....660
8. Ben Bertrand, 1997.....647
9. Chris Wakeland, 1996.....643
10. Chris Newman, 1983.....628

### Stolen bases

1. Dave Brundage, 1986.....29
2. Jeff Brauning, 1989.....28
3. Kim Bradshaw, 1957.....26
4. Jeff Doyle, 1977.....26
5. Jacoby Ellsbury, 2005.....26
6. Steve Lyons, 1980.....25
7. Jeff Doyle, 1976.....24
8. Scott Hardin, 1994.....23
9. Todd Thomas, 1983.....21
10. Tyler Graham, 2005.....21

### Wins

1. Scott Christman, 1993...14 (14-1)
2. Andrew Moore, 2013.....14 (14-2)
3. Jake Thompson, 2017 ....14 (14-1)
4. Dallas Buck, 2006 .....13 (13-4)
5. Jonah Nickerson, 2006 13 (13-3)
6. Sam Gaviglio, 2011 .....12 (12-3)
7. Mike Stutes, 2007 .....12 (12-4)
8. Dallas Buck, 2005 .....12 (12-1)
9. Ben Wetzler, 2014 .....12 (12-1)
10. Cecil Ira, 1962 .....11 (11-3)
11. Jeff Reece, 1983.....11 (11-3)
12. Mason Smith, 1994 .....11 (11-3)
13. Andrew Checketts, 1998. 11 (11-1)
14. Scott Nicholson, 2001 ....11 (11-2)
15. Jake Postlewait, 2004 ....11 (11-3)
16. Anton Maxwell, 2005.....11 (11-1)
17. Matt Boyd, 2013.....11 (11-4)
18. Jace Fry, 2014 .....11 (11-1)
19. Luke Heimlich, 2017 .....11 (11-1)

### Winning percentage (minimum 4 wins)

1. Mark Newell, 1997 .....1.000 (8-0)
2. Bill Oerding, 1960.....1.000 (7-0)
3. Jerry Johnson, 1970.1.000 (7-0)
4. Steve Clark, 1962 .....1.000 (6-0)
5. Jason Bronson, 1997.1.000 (6-0)
6. Tom Hobbs, 1964 .....1.000 (5-0)
7. Brandon Eisert, 2017.1.000 (5-0)
8. Many players.....1.000 (4-0)

### Saves

1. Kevin Gunderson, 2006.....20
2. Kevin Gunderson, 2005.....14
3. Eddie Kunz, 2007 .....12
4. Kevin Rhoderick, 2008 .....12
5. Tony Bryant, 2011 .....12
6. Mitch Hickey, 2015.....11
7. Max Engelbrekt, 2016.....11
8. Scott Schultz, 2013 .....10
9. Kevin Rhoderick, 2009 .....9
10. Jared Sanders, 2002 .....9
11. Tony Bryant, 2012 .....9

### Earned run average (minimum 40 innings pitched)

1. Luke Heimlich, 2017 .....0.76
2. Ben Wetzler, 2014 .....0.78
3. Bill Oerding, 1960 .....1.07
4. Jake Mulholland, 2017.....1.20
5. Cecil Ira, 1962 .....1.23
6. Ken Noble, 1976 .....1.26
7. Steve Clark, 1964 .....1.46
8. Tony Bryant, 2011 .....1.52
9. Jack Humphrey, 1967 .....1.53
10. Matt Boyd, 2011.....1.57

### Strikeouts

1. Jonah Nickerson, 2006.....131
2. Mike Stutes, 2007 .....129
3. Luke Heimlich, 2017 .....128
4. Matt Boyd, 2013.....122
5. Ken Forsch, 1968.....121
6. Scott Christman, 1993 .....119
7. Jake Thompson, 2017 .....119
8. Dallas Buck, 2005 .....118
9. Sam Gaviglio, 2011 .....116
10. Mason Smith, 1994 .....115

### Innings pitched

1. Jonah Nickerson, 2006.....136.2
2. Mike Stutes, 2007 .....132.2
3. Matt Boyd, 2013.....132.2
4. Andrew Moore, 2013.....131.0
5. Scott Nicholson, 2001.....130.2
6. Joe Paterson, 2007 .....129.2
7. Dallas Buck, 2005 .....129.0
8. Jake Thompson, 2017 .....128.2
9. Dallas Buck, 2006 .....128.1
10. Thad Johnson, 2001 .....122.2

### Complete games

1. Cecil Ira, 1962 .....12
2. Scott Anderson, 1984.....11
3. Cecil Ira, 1963 .....11
4. Mason Smith, 1994 .....10
5. Mike Thurman, 1994 .....10
6. Scott Nicholson, 2001 .....10
7. Scott Christman, 1993 .....9
8. Ken Noble, 1976 .....9
9. Rod Scheckla, 1988.....9
10. Norb Wellman, 1953.....8
11. Steve Clark, 1964 .....8

### Shutouts

1. Cecil Ira, 1963 .....5
2. John Sipple, 1988 .....4
3. Scott Christman, 1993 .....4
4. Jace Fry, 2014 .....4
5. Bill Oerding, 1960 .....3
6. Cecil Ira, 1962 .....3
7. Ken Noble, 1976 .....3
8. Jeff Otis, 1987.....3
9. Scott Nicholson, 2001.....3
10. Matt Boyd, 2013.....3
11. Andrew Moore, 2013 .....3



**Individual Season Leaders**

**Batting Average**

Year	Player	Average
1949	Frank Roelandt	North .508
1955	Jay Dean	North .545
2005	Jacoby Ellsbury	Overall .406

**Runs**

Year	Player	Runs
2006	Cole Gillespie	Overall 83
2014	Michael Conforto	Overall 52

**Hits**

Year	Player	Hits
1986	Dave Brundage	North 74
1996	Ryan McDonald	North 71
2013	Dylan Davis	Overall 86

**Runs Batted In**

Year	Player	RBI
1981	Al Hunsinger	North 54
1982	Jim Wilson	North 62
2012	Michael Conforto	Overall 76
2013	Dylan Davis	Overall 61
2014	Dylan Davis	Overall 64
2015	KJ Harrison	Overall 60

**Doubles**

Year	Player	Doubles
1989	Jeff Brauning	North 18
1996	Chris Wakeland	North 17
2002	Seth Pietsch	Overall 22
2013	Dylan Davis	Overall 22

**Triples**

Year	Player	Triples
1992	David Anderson	North 5
1997	Abino Vazquez	North 7

**Home Runs**

Year	Player	Home Runs
1981	Al Hunsinger	North 15
1982	Jim Wilson	North 21
1993	Jim Champion	North 10
1996	David Schmidt	North 12
2012	Michael Conforto	Overall 13
2013	Michael Conforto	Overall 11

**Stolen Bases**

Year	Player	Stolen Bases
1981	Todd Thomas	North 17
1986	Dave Brundage	North 29
1989	Jeff Brauning	North 28
2017	Nick Madrigal	Overall 16

**Walks**

Year	Player	Walks
1982	Mickey Riley	North 36
2006	Cole Gillespie	Overall 46
2013	Michael Conforto	Overall 41
2014	Michael Conforto	Overall 55

**Earned Run Average**

Year	Player	ERA
1978	Pat Berry	North 2.25
1987	Jeff Otis	North 2.88
1988	John Sipple	North 1.82
1990	Jeff Post	North 1.96
1993	Scott Christman	North 2.20
1994	Mason Smith	North 2.40
1996	Chris Pine	North 2.77
1997	Mark Newell	North 2.12
1998	Andrew Checketts	North 3.77
2005	Dallas Buck	Overall 2.09
2014	Ben Wetzler	Overall 0.78
2017	Luke Heimlich	Overall 0.76

**Wins**

Year	Player	Wins
1980	Kyle Dunning	North 8
1983	Jeff Reece	North 11
1985	John Sipple	North 10
1987	Jeff Otis	North 9
1993	Scott Christman	North 14
1994	Mason Smith	North 11
1996	Eric Lovinger	North 9
1998	Andrew Checketts	North 11
2005	Dallas Buck	Overall 12
2006	Dallas Buck	Overall 13
	Jonah Nickerson	Overall 13
2013	Andrew Moore	Overall 14
2014	Ben Wetzler	Overall 12
2017	Jake Thompson	Overall 14

**Saves**

Year	Player	Saves
1979	Bob Flynn	North 3
1981	Jim Grove	North 3
1997	Mike Boire	North 8
2002	Jared Sanders	Overall 9
2005	Kevin Gunderson	Overall 14
2006	Kevin Gunderson	Overall 20
2011	Tony Bryant	Overall 12

**Complete Games**

Year	Player	Complete Games
1983	Jeff Reece	North 7
1984	Scott Anderson	North 11
1988	Rod Scheckla	North 9
1989	Jeff Otis	North 7
1993	Scott Christman	North 7
1994	Mike Thurman	North 10
	Mason Smith	North 10
1996	Eric Lovinger	North 5
1997	Mark Newell	North 3
	Andrew Checketts	North 3
1998	Andrew Checketts	North 6
2001	Scott Nicholson	North 10

**Innings Pitched**

Year	Player	Innings Pitched
1982	Mike Gorman	North 92.0
1983	Jeff Reece	North 107.1
1984	Scott Anderson	North 108.1
1993	Scott Christman	North 110.2
1994	Mason Smith	North 120.2
1998	Andrew Checketts	North 86.0
2005	Dallas Buck	Overall 129.0
2006	Jonah Nickerson	Overall 136.2
2013	Matt Boyd	Overall 132.2
2014	Jace Fry	Overall 120.1
2015	Andrew Moore	Overall 122.1
2017	Jake Thompson	Overall 128.2

**Strikeouts**

Year	Player	Strikeouts
1980	Mike Gorman	North 62
1982	Mike Gorman	North 84
1983	Jeff Reece	North 100
1984	Scott Anderson	North 98
1986	Dave Brundage	North 90
1989	Ken Nielson	North 94
1992	Scott Christman	North 98
1993	Scott Christman	North 119
1994	Mason Smith	North 115
1998	Chris Pine	North 104

**Team Season Leaders**

**Batting Average**

Year	Division/Overall	Average
1993	North	.311
1996	North	.306

**Runs**

Year	Division/Overall	Runs
2006	Overall	463

**Hits**

Year	Division/Overall	Hits
2006	Overall	684
2013	Overall	635

**Runs Batted In**

Year	Division/Overall	Runs Batted In
2006	Overall	412

**Doubles**

Year	Division/Overall	Doubles
2006	Overall	125

**Triples**

Year	Division/Overall	Triples
2002	Overall	27
2015	Overall	21
2016	Overall	31





# 2018 OREGON STATE BASEBALL

## OREGON STATE CONFERENCE LEADERS

Twitter.com/BeaverBaseball  
 Instagram.com/BeaverBaseball  
 Facebook.com/OregonStateBaseball

### Home Runs

Year	Division/Overall	Home Runs
1982	North	40
1995	North	42

### Stolen Bases

Year	Division/Overall	Stolen Bases
1980	North	98
1986	North	101
2017	Overall	64

### Walks

Year	Division/Overall	Walks
1980	North	286
1986	North	316
1997	North	293
1998	North	337
2006	Overall	315
2007	Overall	328
2011	Overall	258
2012	Overall	263
2014	Overall	293
2017	Overall	302

### Earned Run Average

Year	Division/Overall	ERA
1980	North	3.30
1986	North	3.51
1991	North	4.02
1994	North	3.37
1996	North	3.93
1997	North	4.10
2005	Overall	3.06
2006	Overall	3.41
2007	Overall	3.48
2013	Overall	2.28
2014	Overall	2.29
2017	Overall	1.93

### Wins

Year	Division/Overall	Wins
1986	North	39
1996	North	32
2005	Overall	46
2006	Overall	50
2013	Overall	52
2014	Overall	45
2017	Overall	56

### Saves

Year	Division/Overall	Saves
1978	North	7
1979	North	7
1980	North	9
1985	North	9
1997	North	11
2005	Overall	21
2006	Overall	21
2007	Overall	20
2011	Overall	19

### Complete Games

Year	Division/Overall	Complete Games
1980	North	19
1991	North	17
1994	North	24
1996	North	10
1997	North	7
1998	North	8
2000	Overall	13
2001	Overall	17
2013	Overall	9
2014	Overall	11

### Innings Pitched

Year	Division/Overall	Innings Pitched
2006	Overall	585.1
2007	Overall	600.2
2017	Overall	564.0

### Strikeouts

Year	Division/Overall	Strikeouts
1986	North	339
2017	Overall	506



Year	Batting Average	Avg.	At Bats	AB	Hits	H	Runs	R
1967	Darryl Summerfield	.304	Lute Barnes	143	Darryl Summerfield	42		
1968	Lute Barnes	.340	Lute Barnes	147	Lute Barnes	50		
1969	Bob Beall	.313	Paul Doupe	138	Bob Beall	42	Bob Beall	27
1970	Mike Naylor	.218	Curt Daniels	108	Dave Wiggins	32	Bob Beall	24
1971	Dan Cunningham	.405	Dave Hummel	139	Dan Cunningham	53	Dan Cunningham	27
1972	Dan Cunningham	.323	Mel Cuckovich	134	Dan Cunningham	43	Mel Cuckovich/Doug Miller	20
1973	Dan Cunningham	.336	Ken Bailey	138	Dan Cunningham/Ken Bailey	44	Mel Cuckovich	24
1974	Rich Dodge	.309	Ramon Gonzalez	145	Rich Dodge	42	Rich Dodge	29
1975	Tom Simas	.371	Ramon Gonzalez	158	Tom Simas	53	Gonzalez/Simas/Wilkins	33
1976	Pete Rowe	.338	Jeff Doyle/Rob Drahn	171	Pete Rowe	53	Jeff Doyle	44
1977	Jeff Doyle	.350	Jeff Doyle	183	Jeff Doyle	64	Jeff Doyle	49
1978	Jerry Miller	.364	Jerry Miller	187	Jerry Miller	68	Jerry Miller	36
1979	Jerry Yung	.302	Bob McNair	146	Dave Backen/Jerry Yung	38	Dave Backen	24
1980	Bob McNair	.356	Bob McNair	188	Bob McNair	67	Steve Lyons	45
1981	Al Hunsinger	.346	Al Hunsinger	159	Al Hunsinger	55	Al Hunsinger	49
1982	Mickey Riley	.374	Mickey Riley	163	Mickey Riley	61	Jim Wilson	49
1983	Todd Thomas	.368	Todd Thomas	185	Todd Thomas	68	Todd Thomas	48
1984	Bryan Ganter	.307	Chris Newman	137	Bryan Ganter	39	Bryan Ganter	25
1985	David Brundage	.370	Ken Bowen	193	David Brundage	67	Gary Hamilton	44
1986	David Brundage	.366	David Brundage	202	David Brundage	74	David Brundage	55
1987	Randy Duke	.423	Ken Bowen	171	Ken Bowen	69	Ken Bowen	50
1988	Jeff Brauning	.341	Jeff Brauning	176	Jeff Brauning	60	Jeff Brauning	49
1989	Ben Johnson	.342	Jeff Brauning	206	Jeff Brauning	70	Jeff Brauning/Scott Sanders	41
1990	R.A. Neitzel	.355	R.A. Neitzel	211	R.A. Neitzel	75	R.A. Neitzel	49
1991	Kevin Hooker	.328	Paul Sanders	168	Aaron Anderson	49	Dave Schoppe	36
1992	Jason Akina	.333	David Anderson	193	David Anderson	60	David Anderson	46
1993	A.J. Marquadt	.376	A.J. Marquadt	194	A.J. Marquadt	73	Jim Champion	42
1994	A.J. Marquadt	.367	Scott Hardin	205	Todd Black	60	Scott Hardin	38
1995	David Schmidt	.320	Scott Hardin	198	Scott Hardin/Pat Meiwes	53	Scott Hardin/Kevin Hooker	39
1996	Chris Wakeland	.368	Ryan McDonald	201	Ryan McDonald	71	Chris Wakeland	51
1997	Jason Stranberg	.397	Ryan Lipe	200	Ryan Lipe/Jason Stranberg	69	Jason Stranberg	67
1998	Joe Gerber	.377	Ben Bertrand	190	Ben Bertrand	67	Ben Bertrand	49
1999	Joe Gerber	.387	Troy Schader	211	Joe Gerber	74	Corrie Wilkie	46
2000	Drew Hedges	.371	Joe Gerber	210	Joe Gerber	74	Brian Barden	50
2001	Chris Biles	.395	Brian Barden	226	Brian Barden	83	Brian Barden	51
2002	Brian Barden	.349	Brian Barden	232	Brian Barden	81	Seth Pietsch	51
2003	Tony Calderon	.362	Seth Pietsch	224	Seth Pietsch	78	Jacoby Ellsbury	56
2004	Jacoby Ellsbury	.352	Aaron Matthews	227	Aaron Matthews	74	Jacoby Ellsbury	56
2005	Jacoby Ellsbury	.406	Jacoby Ellsbury	244	Jacoby Ellsbury	99	Jacoby Ellsbury	56
2006	Cole Gillespie	.374	Darwin Barney	261	Cole Gillespie	89	Cole Gillespie	83
2007	Mitch Canham	.326	Darwin Barney	278	Darwin Barney	84	Chris Hopkins	57
2008	Ryan Ortiz	.351	Jason Ogata	206	Ryan Ortiz	66	Daniel Robertson	44
2009	Ryan Ortiz	.352	Stefen Romero	223	Ryan Ortiz	76	Ryan Ortiz	55
2010	Adalberto Santos	.336	Adalberto Santos	217	Adalberto Santos	73	Adalberto Santos	48
2011	Jake Rodriguez	.320	Kavin Keyes	182	Kavin Keyes	55	Andrew Susac	31
2012	Michael Conforto	.349	Ryan Dunn	224	Michael Conforto	76	Tyler Smith	46
2013	Dylan Davis	.335	Dylan Davis	257	Dylan Davis	86	Andy Peterson	49
2014	Jeff Hendrix	.351	Dylan Davis	237	Michael Conforto	70	Michael Conforto	52
2015	Jeff Hendrix	.339	Jeff Hendrix	221	Jeff Hendrix	75	Jeff Hendrix	45
2016	Christian Donahue	.339	KJ Harrison	200	Christian Donahue/Nick Madrigal	65	KJ Harrison	48
2017	Nick Madrigal	.380	Nick Madrigal	237	Nick Madrigal	90	Nick Madrigal	53

Year	Doubles	2B	Triples	3B	Home Runs	HR	Runs Batted In	RBI
1967	Daryl Summerfield	8	Steve Crow/Darryl Summerfield	3	Bill Bonser/Steve Renne	5	Tom Jones	25
1968	Rich/Summerfield	6	Lute Barnes	5	Darryl Summerfield	6	Tom Jones	23
1969	Bob Beall	9	Tom Shoup	4	Bob Beall	3	Bob Beall	22
1970	Dave Wiggins	7	Bob Beall/Jim Beall/Mike Keck	3	Bob Beall	4	Bob Beall	16
1971	Doug Miller	8	Mike Naylor	4	Mel Cuckovich/Dan Cunningham	2	Dave Hummel	23
1972	Dan Cunningham	7	5 Tied	2	Bruce Jackson/Doug Miller	2	Doug Miller	18
1973	Dan Cunningham	9	Larry Buehler/Dan Cunningham	2	Bruce Jackson	4	Bruce Jackson	25
1974	Rob Drahn/Bruce Jackson	7	R. Dodge/B. Martinez/R. Plante	2	Bill Martinez	4	Bill Martinez	24
1975	Rob Drahn/Tom Simas	8	Ramon Gonzalez	2	Bill Martinez	4	Bill Martinez	35
1976	Pete Rowe	12	Jeff Doyle	3	Steve Wilkins	6	Rob Drahn	40
1977	Jeff Doyle	12	Jeff Doyle	6	Rich Dodge	7	Pete Rowe	44
1978	Bob McNair	15	Jeff Boyd/Steve Rudolph	2	Bob McNair	10	Bob McNair	46
1979	Dave Gassaway	9	Bob McNair	4	D. Gassaway/S. Lyons/B. McNair	3	Steve Lyons	34
1980	Bob McNair	11	Dave Backen	5	Bob McNair	14	Bob McNair	59
1981	Mickey Riley	12	Todd Thomas	3	Al Hunsinger	15	Al Hunsinger	54
1982	Jim Wilson	10	Todd Thomas	4	Jim Wilson	21	Jim Wilson	62
1983	Mike Strutton/Todd Thomas	7	Todd Thomas	6	Steve Smith	12	Chris Newman/Steve Smith	37
1984	Chris Newman	8	Randy Duke	3	Chris Newman	5	Lindsey Johnson	21

**2006 & 2007 NATIONAL CHAMPIONS • 2013, 2014, 2017 PAC-12 CHAMPIONS**

**6 College World Series Appearances:** 1952, 2005, 2006, 2007, 2013, 2017 | **6 NCAA Super Regional Appearances:** 2005, 2006, 2007, 2011, 2013, 2017

**17 NCAA Regional Appearances:** 1952, 1962, 1963, 1983, 1985, 1986, 2005, 2006, 2007, 2009, 2010, 2011, 2012, 2013, 2014, 2015, 2017

# 2018 OREGON STATE BASEBALL

## YEARLY LEADERS

Twitter.com/BeaverBaseball  
 Instagram.com/BeaverBaseball  
 Facebook.com/OregonStateBaseball

Year	Doubles	2B	Triples	3B	Home Runs	HR	Runs Batted In	RBI
1988	Jeff Brauning	13	Troy Haugen	3	Jeff Brauning	6	Lance Rice	47
1989	Jeff Brauning	18	Scott Sanders	4	Haugen/Sanders/Schoppe	3	Jeff Brauning/Brent Hahn	38
1990	Paul Sanders	15	Dave Schoppe	4	Larry Vladic	7	Larry Vladic	38
1991	Paul Sanders	11	Stacey Ayers/Dave Schoppe	3	Dave Schoppe	5	Aaron Anderson	37
1992	David Anderson	15	David Anderson	5	David Anderson	4	Jamie Burke	36
1993	A.J. Marquadt	19	Brent Watts	4	Jim Champion	10	A.J. Marquadt	40
1994	Marc Malloy/Brent Watts	17	Todd Black/Jim Champion	4	Marc Malloy	7	Marc Malloy	39
1995	Kevin Hooker/Pat Meiwes	12	Chris Wakeland	3	David Schmidt	8	Pat Meiwes	39
1996	Chris Wakeland	17	Chris Wakeland	3	David Schmidt	12	Chris Wakeland	49
1997	Mike Leone/Abino Vazquez	11	Abino Vazquez	7	Ben Bertrand	10	Ryan Lipe	54
1998	Ben Bertrand	14	Ben Bertrand/Rob Colley	2	Joe Gerber	11	Rob Colley	62
1999	Troy Schader	18	Eric Stark	3	Joe Gerber	13	Joe Gerber	57
2000	Joe Gerber	19	Drew Hedges	3	Zach Gordon	11	Joe Gerber	67
2001	Josh Carter	18	Eric Stark	4	Andy Jarvis	12	Brain Barden	55
2002	Seth Pietsch	24	Seth Pietsch	6	Andy Jarvis	11	Brian Barden	50
2003	Tony Calderon	24	Seth Pietsch	4	Seth Pietsch	12	Andy Jarvis	49
2004	Shea McFeely	14	Aaron Matthews	6	Mike Lissman/Aaron Matthews	8	Aaron Matthews	49
2005	Jacoby Ellsbury	19	Jacoby Ellsbury	3	Mitch Canham	8	Andy Jenkins	56
2006	Cole Gillespie	25	Shea McFeely	6	Cole Gillespie	13	Cole Gillespie	57
2007	Darwin Barney	20	John Wallace/Chris Hopkins	3	Canham/Lissman/Lennerton	10	Mike Lissman	61
2008	Ryan Ortiz	16	Lonnie Lechelt	4	Jordan Lennerton	6	Ryan Ortiz	55
2009	Stefen Romero	18	Joey Wong/Stefen Romero	3	Ryan Ortiz/Stefen Romero	5	Stefen Romero	51
2010	Santos/Folsom	15	Adalberto Santos	4	Stefen Romero	13	Stefen Romero	41
2011	Carter Bell/Parker Berberet	12	Andrew Susac	4	Andrew Susac/Parker Berberet	5	Parker Berberet	39
2012	Ryan Dunn	19	Smith/Matthews/Keyes	2	Michael Conforto	13	Michael Conforto	76
2013	Dylan Davis	22	Dylan Davis	3	Michael Conforto	11	Dylan Davis	61
2014	Michael Conforto	16	Jeff Hendrix/Trever Morrison	5	Michael Conforto/Dylan Davis	7	Dylan Davis	64
2015	Jeff Hendrix/Kyle Nobach	15	Jeff Hendrix	5	KJ Harrison	10	KJ Harrison	60
2016	KJ Harrison	14	Donahue/Madrigal/Ice/Morrison	5	KJ Harrison	10	KJ Harrison	47
2017	Nick Madrigal	20	Cadyn Grenier	6	KJ Harrison	9	Trevor Larnach	48

Year	Walks	BB	Total Bases	TB	Slugging Percentage	Slg.	Stolen Bases	SB
1967			Darryl Summerfield	62	Darryl Summerfield	.449	Lute Barnes/Bob Kaiser	7
1968			Lute Barnes	63	Lute Barnes	.429	Lute Barnes	16
1969	Bob Beall	39	Bob Beall	64	Bob Beall	.478	Bob Beall	11
1970	Bob Beall	34	Dave Wiggins	46	Dave Wiggins	.474	Bob Beall	7
1971	Doug Miller	24	Dan Cunningham	66	Dan Cunningham	.503	Doug Miller	7
1972	Doug Miller	26	Dan Cunningham	52	Dan Cunningham	.391	Mel Cuckovich	6
1973	Ty Gorton	24	Dan Cunningham	57	Dan Cunningham	.435	Ken Bailey	10
1974	Rich Dodge	17	Bill Martinez	60	Bill Martinez	.420	Rich Dodge	10
1975	Steve Wikins	21	Ramon Gonzalez	65	Tom Simas	.447	Ramon Gonzalez	11
1976	Jeff Doyle	45	Pete Rowe	79	Pete Rowe	.503	Jeff Doyle	24
1977	Rich Dodge	48	Jeff Doyle	103	Jeff Doyle	.563	Jeff Doyle	26
1978	Rich Harper	29	Bob McNair	102	Bob McNair	.586	Jerry Miller/Steve Rudolph	6
1979	Steve Lyons	30	Bob McNair	53	Dave Backen	.386	Bob Webster	10
1980	Steve Lyons	36	Bob McNair	124	Bob McNair	.660	Steve Lyons	25
1981	Al Hunsinger	35	Al Hunsinger	114	Al Hunsinger	.717	Todd Thomas	17
1982	Mickey Riley	36	Jim Wilson	126	Jim Wilson	.829	Mickey Riley	19
1983	Mickey Riley	35	Steve Smith	97	Chris Newman	.628	Todd Thomas	21
1984	Fasel/Newman/Syverson	21	Chris Newman	63	Chris Newman	.460	Mike Strutton	14
1985	Ken Bowen/Quinn Williams	35	David Brundage	95	David Brundage	.525	Quinn Williams	13
1986	Ken Bowen/David Brundage	40	David Brundage	116	David Brundage	.574	David Brundage	29
1987	Ken Bowen	34	Ken Bowen	114	Ken Bowen	.667	Bryan Ganter	16
1988	Lance Rice	42	Jeff Brauning	93	Jeff Brauning	.528	Scott Sanders	14
1989	Ben Johnson	47	Jeff Brauning	97	Scott Sanders	.481	Jeff Brauning	28
1990	Paul Sanders	29	R.A. Neitzel	102	Larry Vladic	.500	R.A. Neitzel	20
1991	Dave Schoppe	30	Dave Schoppe	78	Dave Schoppe	.494	David Anderson	13
1992	Jason Akina	34	David Anderson	97	David Anderson	.503	David Anderson	19
1993	Jamie Burke	31	A.J. Marquadt	116	A.J. Marquadt	.598	Jon Yonemitsu	15
1994	Todd Black	28	Marc Malloy	95	A.J. Marquadt	.547	Scott Hardin	23
1995	Kevin Hooker	32	Pat Meiwes	86	David Schmidt	.547	Scott Hardin	12
1996	David Schmidt	30	Chris Wakeland	117	Chris Wakeland	.643	Ryan Hilts/Ryan McDonald	7
1997	Jason Stranberg	39	Ben Bertrand	110	Ben Bertrand	.647	Jason Stranberg	16
1998	Ben Bertrand	41	Ben Bertrand	115	Joe Gerber	.713	Jason Stranberg	16
1999	Drew Hedges	33	Joe Gerber	128	Joe Gerber	.670	Bryan Ingram/Eric Stark	6
2000	Joe Gerber	40	Joe Gerber	120	Drew Hedges	.600	Eric Stark	11
2001	Eric Stark	32	Brian Barden	122	Chris Biles	.605	Eric Stark	10
2002	Will Hudson	34	Brian Barden	125	Seth Pietsch	.605	Aaron Matthews	10
2003	Chris Kunda	32	Seth Pietsch	133	Seth Pietsch	.594	Jacoby Ellsbury	14
2004	Shea McFeely	40	Aaron Matthews	123	Mike Lissman	.568	Jacoby Ellsbury	20
2005	Jacoby Ellsbury	36	Jacoby Ellsbury	142	Jacoby Ellsbury	.582	Jacoby Ellsbury	26



Year	Walks	BB	Total Bases	TB	Slugging Percentage	Sig.	Stolen Bases	SB
2006	Cole Gillespie	46	Cole Gillespie	163	Cole Gillespie	.685	Darwin Barney	16
2007	Mitch Canham	39	Darwin Barney	123	Jordan Lennerton	.539	Chris Hopkins	17
2008	Ryan Ortiz	29	Ryan Ortiz	99	Lonnie Lechelt	.530	John Wallace	9
2009	John Wallace	41	Ryan Ortiz	110	Ryan Ortiz	.509	Adalberto Santos	15
2010	Adalberto Santos	36	Adalberto Santos	126	Stefen Romero	.603	Adalberto Santos	20
2011	Danny Hayes	31	Andrew Susac/Parker Berberet	74	Andrew Susac	.525	Garrett Nash	8
2012	Ryan Barnes	33	Michael Conforto	131	Michael Conforto	.601	Ryan Barnes	11
2013	Michael Conforto	41	Michael Conforto	130	Michael Conforto	.526	Andy Peterson	14
2014	Michael Conforto	55	Michael Conforto	111	Michael Conforto	.547	Andy Peterson	9
2015	Jeff Hendrix	38	Jeff Hendrix	118	Jeff Hendrix	.534	Christian Donahue	9
2016	Logan Ice	37	KJ Harrison	105	Logan Ice	.563	Christian Donahue	9
2017	Trevor Larnach	39	Nick Madrigal	126	Nick Madrigal	.532	Nick Madrigal	16

Year	Wins	W	Winning Pct.	Pct.	Saves	SV	ERA	ERA
1967	Jack Humphrey	7-2	Jack Humphrey	.778 (7-2)			Jack Humphrey	1.53
1968	Ken Forsch	8-3	Ken Forsch	.727 (8-3)			Ken Forsch	1.92
1969	Tony Perry	5-4	Tony Perry	.556 (5-4)			Greg Lebeck	2.67
1970	Jerry Johnson	7-0	Jerry Johnson	1.000 (7-0)			Jerry Johnson	1.91
1971	Greg Lebeck	4-2	Greg Lebeck	.667 (4-2)			Greg Lebeck	2.88
1972	Jurgenson/Swedberg	3-5/3-0	Steve Swedberg	1.000 (3-0)			Greg Jurgenson	3.01
1973	Gail Meier	4-1	Gail Meier	.800 (4-1)			Joel McCowan	2.88
1974	Greg Jurgenson	5-3	Greg Jurgenson	.625 (5-3)			Greg Jurgenson	2.41
1975	Ken Noble	6-2	Ken Noble	.750 (6-2)			Tom Chamberlain	2.62
1976	Ken Noble	9-4	Tom Chamberlain	.833 (5-1)	Scott Anderson/Pat Barry	1	Ken Noble	1.26
1977	Anderson/Noble	9-2/9-6	Scott Anderson	.818 (9-2)	Mike Paul	3	Pat Barry	2.11
1978	Ken Noble	6-5	Eric Sallee	.833 (5-1)	Pat Barry/Bruce Plato	1	Pat Barry/Bob Flynn	2.25
1979	Bob Flynn/Mark Niles	6-5	Bob Flynn/Mark Niles	.545 (6-5)	Bob Flynn	3	Lou Tanselli	1.75
1980	Kyle Dunning	8-2	Kyle Dunning	.800 (8-2)	Kyle Dunning/Ken West	2	John Collins	2.50
1981	Mike Gorman	8-3	John Collins	.778 (7-2)	Jim Grove	3	John Collins	3.53
1982	Mike Gorman	9-2	Mike Gorman	.818 (9-2)	Jim Grove	5	Mike Gorman	2.93
1983	Jeff Reece	11-3	Jeff Reece	.786 (11-3)	4 Tied	1	Jeff Reece	3.10
1984	Scott Anderson	8-6	Jeff Rushing	.857 (6-1)	Ron Daulton	3	Scott Anderson	1.66
1985	John Sipple	10-2	Ron Daulton	1.000 (4-0)	4 Tied	2	Chris Payne	3.78
1986	Brundage/Sipple	8-4/8-3	Jeff Otis	1.000 (4-0)	Tim Lambert	4	Bryce Hulstrom	2.51
1987	Jeff Otis	9-4	Rod Scheckla	.727 (8-3)	Tim Lambert/Mark Shaffer	1	Jeff Otis	2.88
1988	Rod Scheckla	10-6	John Sipple	.667 (6-3)	Lance Rice	3	John Sipple	1.82
1989	Kent Nielson/Jeff Otis	7-5	Lance Donaly	.800 (4-1)	Dave Schoppe	3	Jeff Otis	3.22
1990	Jeff Post	10-4	Craig McCarthy	.800 (4-1)	Jeff Post	4	Jeff Post	1.96
1991	Jeff Post	7-1	Jeff Post	.875 (7-1)	Scott Christman/Dave Schoppe	1	Mason Smith	3.17
1992	Jeff Post	8-8	Scott Christman	.545 (6-5)	Scott Christman	3	Scott Christman	3.50
1993	Scott Christman	14-1	Scott Christman	.933 (14-1)	Scott Morrison	1	Scott Christman	2.20
1994	Mason Smith	11-3	Mason Smith	.786 (11-3)	Eric Lovinger	4	Mason Smith	2.39
1995	Kevin Hooker	7-2	Kevin Hooker	.778 (7-2)	Brian Masewicz	3	Eric Lovinger	4.12
1996	Eric Lovinger	9-2	Eric Lovinger	.818 (9-2)	Mark Newell	3	Chris Pine	2.77
1997	Mark Newell	8-0	Mark Newell	1.000 (8-0)	Mike Boire	8	Mark Newell	2.12
1998	Andrew Checketts	11-1	Andrew Checketts	.917 (11-1)	Matt Bailie	3	Andrew Checketts	3.77
1999	B.R. Cook	6-9	B.R. Cook	.400 (6-9)	Travis Rainwater	2	B.R. Cook	5.44
2000	Scott Nicholson	8-7	Mark Newell	.545 (6-5)	Nick Renault	2	Scott Nicholson	4.72
2001	Scott Nicholson	11-2	Scott Nicholson	.846 (11-2)	Stephen Copeland	5	Scott Nicholson	3.58
2002	Ben Rowe	7-5	Ty Kline	.857 (6-1)	Jared Sanders	9	Ty Kline	3.68
2003	Jake Postlewait	5-1	Jake Postlewait	.833 (5-1)	Andy Baldwin	4	Jake Postlewait	3.43
2004	Jake Postlewait	11-3	Jake Postlewait	.786 (11-3)	Dallas Buck	6	Kevin Gunderson	2.90
2005	Dallas Buck	12-1	Dallas Buck	.923 (12-1)	Kevin Gunderson	14	Dallas Buck	2.09
2006	Buck/Nickerson	13-3/13-4	Eddie Kunz	.833 (5-1)	Kevin Gunderson	20	Jonah Nickerson	2.24
2007	Mike Stutes	12-4	Daniel Turpen	.909 (10-1)	Eddie Kunz	12	Eddie Kunz	2.91
2008	Grbavac/Stutes/Reyes	4	Mark Grbavac	.800 (4-1)	Kevin Rhoderick	12	Greg Peavey	4.96
2009	Sam Gaviglio	10-1	Sam Gaviglio	.909 (10-1)	Kevin Rhoderick	9	Sam Gaviglio	2.73
2010	Matt Boyd	7-1	Matt Boyd	.875 (7-1)	Kevin Rhoderick	4	Matt Boyd	1.90
2011	Sam Gaviglio	12-3	Sam Gaviglio	.800 (12-3)	Tony Bryant	12	Tony Bryant	1.52
2012	Ben Wetzler	8-2	Ben Wetzler	.800 (8-2)	Tony Bryant	9	Jace Fry	2.45
2013	Andrew Moore	14-2	Ben Wetzler	.909 (10-1)	Scott Schultz	10	Andrew Moore	1.79
2014	Ben Wetzler	12-1	Ben Wetzler	.923 (12-1)	Scott Schultz	6	Ben Wetzler	0.78
2015	Sam Tweedt	8-1	Sam Tweedt	.889 (8-1)	Mitch Hickey	11	Andrew Moore	1.91
2016	Bryce Fehmel	10-1	Bryce Fehmel	.909 (10-1)	Max Engelbrekt	11	Bryce Fehmel	2.31
2017	Jake Thompson	14-1	Brandon Eisert	1.000 (5-0)	Jake Mulholland	6	Luke Heimlich	0.76

Year	Strikeouts	SO	Innings Pitched	IP	Complete Games	CG	Shutouts	SHO
1967	Ken Forsch	63	Ken Forsch	59.1	Jack Humphrey	3	Jack Humphrey	2
1968	Ken Forsch	121	Ken Forsch	98.0	Ken Forsch	4	Ken Forsch	1
1969	Tony Perry	79	Tony Perry	82.2	Greg Lebeck/Tony Perry	3	None	0
1970	Jerry Johnson	54	Jerry Johnson	61.1	Mike Keck	3	Bob Beall/Jerry Johnson	1

**2006 & 2007 NATIONAL CHAMPIONS • 2013, 2014, 2017 PAC-12 CHAMPIONS**

**6 College World Series Appearances:** 1952, 2005, 2006, 2007, 2013, 2017 | **6 NCAA Super Regional Appearances:** 2005, 2006, 2007, 2011, 2013, 2017  
**17 NCAA Regional Appearances:** 1952, 1962, 1963, 1983, 1985, 1986, 2005, 2006, 2007, 2009, 2010, 2011, 2012, 2013, 2014, 2015, 2017

# 2018 OREGON STATE BASEBALL

## YEARLY LEADERS

Twitter.com/BeaverBaseball  
 Instagram.com/BeaverBaseball  
 Facebook.com/OregonStateBaseball

Year	Strikeouts	SO	Innings Pitched	IP	Complete Games	CG	Shutouts	SHO
1971	Wayne Burns	33	Bob Martin	56.0	Keith Gentz	3	Wayne Burns	1
1972	Greg Jurgenson	50	Greg Jurgenson	74.2	Burns/Jurgenson/Myrhe	1	None	0
1973	Gail Meier	47	Gail Meier	73.0	Greg Jurgenson	4	None	0
1974	Greg Jurgenson	40	Greg Jurgenson	67.1	Greg Jurgenson	7	Greg Jurgenson	1
1975	T. Chamberlain/K. Noble	48	Ken Noble	72.0	Gail Meier/Ken Noble	4	Gail Meier/Charlie Schlottman	1
1976	Gail Meier	69	Ken Noble	99.2	Ken Noble	9	Ken Noble	3
1977	Scott Anderson	76	Ken Noble	95.1	Scott Anderson	6	Ken Noble	1
1978	Eric Sallee	52	Eric Sallee	93.1	Eric Sallee	7	Pat Barry/Bruce Plato	1
1979	Mark Niles	54	Mark Niles	89.1	Mark Niles	7	Bob Flynn/Mark Niles	2
1980	Mike Gorman	62	Kyle Dunning	93.0	Kyle Dunning	6	Dunning/Gorman/Tanselli	1
1981	Jeff Reece	58	John Collins	76.2	John Collins	5	Collins/Dunning/Reece	1
1982	Mike Gorman	84	Mike Gorman	92.0	Mike Gorman	5	None	0
1983	Jeff Reece	100	Jeff Reece	107.1	Jeff Reece	7	Jeff Reece	1
1984	Scott Anderson	98	Scott Anderson	108.1	Scott Anderson	11	None	0
1985	John Sipple	75	John Sipple	103.2	David Brundage/John Sipple	4	4 Tied	1
1986	Bryce Hulstrom	81	Bryce Hulstrom	96.2	David Brundage	5	Bryce Hulstrom/John Sipple	2
1987	Jeff Otis	70	Jeff Otis	97.0	Jeff Otis	6	Jeff Otis	3
1988	Rod Scheckla	68	Rod Scheckla	104.1	Rod Scheckla	9	John Sipple	4
1989	Kent Nielson	94	Kent Nielson	96.0	Jeff Otis	7	None	0
1990	Craig McCarthy	52	Jeff Post	82.2	Jeff Post	4	Jeff Post	2
1991	Jeff Smith	74	Jeff Smith	92.2	Dave Schoppe	5	Jeff Smith	2
1992	Scott Christman	98	Jeff Post	107.2	Scott Christman	5	Jeff Post	2
1993	Scott Christman	119	Scott Christman	110.2	Scott Christman	9	Scott Christman	3
1994	Mason Smith	115	Mason Smith	120.2	Mason Smith/Mike Thurman	10	Mason Smith/Mike Thurman	2
1995	Kevin Hooker	59	Jeremy Beard	91.0	Kevin Hooker	6	Beard/Hooker/Lovinger	1
1996	Andrew Checketts	61	Eric Lovinger	82.1	Eric Lovinger	5	Chris Pine	2
1997	Mark Newell	69	Mark Newell	72.1	Andrew Checketts/Mark Newell	3	None	0
1998	Chris Pine	104	Andrew Checketts	86.0	Andrew Checketts	6	Brody Percell	1
1999	B.R. Cook	92	B.R. Cook	101.0	B.R. Cook	4	B.R. Cook	1
2000	Scott Nicholson	83	Scott Nicholson	106.2	Thad Johnson/Scott Nicholson	5	Mark Newell	1
2001	Thad Johnson	87	Scott Nicholson	130.2	Scott Nicholson	10	Scott Nicholson	3
2002	Mark McLemore	48	Stephen Copeland	96.2	Ben Rowe	2	None	0
2003	Ben Rowe	45	Ben Rowe	83.2	Ben Rowe	2	None	0
2004	Dallas Buck	57	Jake Postlewait	94.1	Jonah Nickerson/Jake Postlewait	1	None	0
2005	Dallas Buck	118	Dallas Buck	129.0	Dallas Buck	2	Dallas Buck	1
2006	Jonah Nickerson	131	Jonah Nickerson	136.2	Jonah Nickerson	3	Jonah Nickerson	1
2007	Mike Stutes	129	Mike Stutes	132.2	None		None	0
2008	Mike Stutes	81	Mike Stutes	88.0	Mike Stutes	1	None	0
2009	Tyler Waldron	70	Tyler Waldron	93.1	Gaviglio/Waldron/Reyes	1	Sam Gaviglio	1
2010	Tanner Robles	75	Greg Peavey	99.0	Greg Peavey	2	Greg Peavey	1
2011	Sam Gaviglio	116	Sam Gaviglio	120.2	Sam Gaviglio	4	Sam Gaviglio	2
2012	Dan Child	79	Dan Child	106.2	Jace Fry	3	Jace Fry/Ben Wetzler	1
2013	Matt Boyd	122	Matt Boyd	132.2	Matt Boyd	4	Matt Boyd/Andrew Moore	3
2014	Jace Fry	98	Jace Fry	120.1	Jace Fry/Ben Wetzler	4	Jace Fry	4
2015	Andrew Moore	111	Andrew Moore	122.1	Andrew Moore	3	Andrew Moore/Drew Rasmussen	2
2016	Travis Eckert	66	Travis Eckert	93.1	Fehmel/Eckert/Heimlich	1	Fehmel/Heimlich	1
2017	Luke Heimlich	128	Jake Thompson	128.2	Luke Heimlich	2	Jake Thompson	1

**Oregon State By Month/Situation (Since 1982)**

Year	January	February	March	April	May	June	Day	Night	Home	Road	Neutral	Overall
1982	--	--	8-5	15-3	6-7	--	26-15	3-0	15-2	14-10	0-3	29-15
1983	--	--	4-5	11-8	12-4	--	27-16	0-1	14-3	13-11	0-3	27-17
1984	--	--	6-9	10-7	6-7	--	21-22	1-1	8-6	7-8	7-9	22-23
1985	--	--	13-3	13-9	8-5	--	31-16	3-1	14-5	10-12	10-0	34-17
1986	--	--	8-7	19-2	12-6	--	36-11	3-4	14-1	14-8	11-6	39-15
1987	--	2-1	8-3	17-5	4-6	--	30-15	1-0	13-4	14-7	4-4	31-15
1988	--	--	10-7	11-8	9-4	--	29-17	1-2	14-5	12-9	4-5	30-19
1989	--	--	5-11	12-8	10-4	--	22-20	5-3	12-5	13-12	2-6	27-23
<b>1982-1989</b>	--	<b>2-1</b>	<b>62-50</b>	<b>108-50</b>	<b>67-43</b>	--	<b>222-156</b>	<b>17-12</b>	<b>104-30</b>	<b>97-78</b>	<b>38-36</b>	<b>239-144</b>
1990	--	0-6	7-6	14-6	9-4	--	30-17	0-5	15-4	11-14	4-4	30-22
1991	--	0-1	7-9	13-7	8-3	--	26-18	2-5	14-3	9-11	5-6	28-20
1992	--	3-3	9-8	7-12	4-7	--	22-30	1-0	10-10	8-16	5-4	23-30
1993	--	2-2	10-6	10-4	10-6	--	30-17	1-1	15-3	11-11	5-4	31-18
1994	--	2-0	12-8	11-6	10-2	--	35-14	0-2	16-4	13-8	6-4	35-16
1995	--	5-0	8-8-1	7-11	6-4	--	24-23-1	1-1	15-5	7-14-1	3-5	25-24-1
1996	--	6-2-1	11-4	9-8	7-2	--	32-16-1	0-0	13-3	11-12-1	8-1	32-16-1
1997	--	7-5-1	9-1	13-5	9-1	--	33-10-1	5-2	16-4	19-7-1	3-1	38-12-1
1998	--	6-3	9-4-1	16-4	4-3	--	35-12-1	0-2	20-4	11-9-1	4-1	35-14-1
1999	--	7-9	3-10	5-8	4-4	--	18-29	1-6	6-9	7-19	6-7	19-35
<b>1990-1999</b>	--	<b>38-31-2</b>	<b>85-54</b>	<b>105-71</b>	<b>71-36</b>	--	<b>285-183-4</b>	<b>11-24</b>	<b>140-49</b>	<b>107-121-4</b>	<b>49-37</b>	<b>296-207-4</b>
2000	--	5-6	10-5	10-8	3-8	--	27-23	1-4	13-10	9-12	6-5	28-27
2001	--	7-5	12-6	9-7	3-6	--	29-18	2-6	18-7	7-14	6-3	31-24
2002	0-1	6-5	11-4	10-5	4-8	--	29-18	2-5	18-9	7-14	6-0	31-23
2003	--	7-6	6-7	6-9	6-6	--	19-20	6-8	9-12	9-10	7-6	25-28
2004	--	8-1	9-6	10-5	4-10	--	27-15	4-7	9-11	14-9	8-2	31-22
2005	--	9-1	12-3	10-4	10-1	5-3	30-10	16-2	26-5	15-4	5-3	46-12
2006	--	6-4	11-4	15-2	7-4	11-2	28-10	22-6	27-4	13-8	10-4	50-16
2007	4-0	7-2	12-3	11-4	4-8	11-1	34-10	15-8	17-7	21-8	11-3	49-18
2008	--	2-2	12-6	6-8	8-8	--	17-19	11-5	14-7	9-14	5-3	28-24
2009	--	3-2	12-4	10-5	12-8	--	22-10	15-9	17-5	8-10	12-4	37-19
<b>2000-2009</b>	<b>4-1</b>	<b>60-34</b>	<b>107-48</b>	<b>97-57</b>	<b>61-67</b>	<b>27-6</b>	<b>262-153</b>	<b>94-60</b>	<b>168-77</b>	<b>112-103</b>	<b>76-33</b>	<b>356-213</b>
2010	--	5-2	11-3	4-10	10-7	1-2	18-14	14-10	21-11	7-11	4-2	32-24
2011	--	5-3	13-3	14-2	6-9	3-2	26-10	15-9	23-7	12-11	6-1	41-19
2012	--	5-3	11-5	12-6	10-4	2-2	31-10	9-10	18-6	15-13	7-1	40-20
2013	--	8-0	14-4	12-4	12-2	6-3	32-9	20-4	27-5	18-6	7-2	52-13
2014	--	7-2	14-4	10-2	12-5	2-1	27-9	18-5	24-6	14-6	7-2	45-14
2015	--	8-3	13-4	7-6	11-5	--	22-10	17-8	23-6	9-8	7-4	39-18
2016	--	7-1	10-5	10-6	8-7	--	22-10	13-9	17-6	9-11	9-2	35-19
2017	--	7-1	15-0	12-3	15-0	7-2	33-4	23-2	31-1	15-2	10-3	56-6
<b>2010-2017</b>	--	<b>52-15</b>	<b>101-28</b>	<b>81-39</b>	<b>84-39</b>	<b>21-12</b>	<b>211-76</b>	<b>129-57</b>	<b>184-48</b>	<b>99-68</b>	<b>57-17</b>	<b>340-133</b>



**2006 & 2007 NATIONAL CHAMPIONS • 2013, 2014, 2017 PAC-12 CHAMPIONS**

**6 College World Series Appearances:** 1952, 2005, 2006, 2007, 2013, 2017 | **6 NCAA Super Regional Appearances:** 2005, 2006, 2007, 2011, 2013, 2017  
**17 NCAA Regional Appearances:** 1952, 1962, 1963, 1983, 1985, 1986, 2005, 2006, 2007, 2009, 2010, 2011, 2012, 2013, 2014, 2015, 2017



**2018 OREGON STATE BASEBALL**  
**YEAR-BY-YEAR STATISTICS**

Twitter.com/BeaverBaseball  
 Instagram.com/BeaverBaseball  
 Facebook.com/OregonStateBaseball

**Oregon State Team Year-By-Year Statistics**

Year	W-L	PCT	AVG	AB	R	H	2B	3B	HR	RBI	TB	SLG	BB	SB	ERA	SV	SO	IP	CG	SHO
1967	25-13	.658	.270	1154	-	312	43	14	19	143	440	.381	-	40	2.60	-	234	311.2	5	5
1968	23-13	.635	.259	1219	-	315	32	16	16	154	427	.350	-	57	3.76	-	284	316.0	6	3
1969	17-20	.460	.243	1268	164	309	53	13	7	135	409	.323	180	27	3.76	-	258	330.1	8	2
1970	19-15	.559	.247	1079	155	266	44	14	8	132	362	.335	146	33	3.50	-	213	287.2	9	6
1971	18-17	.514	.279	1163	197	324	42	13	4	158	404	.347	174	28	4.22	-	181	298.2	9	2
1972	13-24	.351	.254	1129	150	312	44	16	5	130	403	.357	162	28	4.31	-	225	317.1	3	1
1973	15-20	.431	.253	1180	181	298	39	10	7	143	378	.320	164	34	4.34	-	242	291.0	7	1
1974	16-23	.410	.267	1275	207	340	43	10	12	181	444	.348	151	34	4.11	-	196	319.1	19	1
1975	28-10	.731	.300	1312	275	394	52	7	15	239	505	.385	199	43	3.19	-	218	339.0	16	3
1976	31-15	.674	.272	1502	281	408	63	14	24	240	571	.380	258	75	2.80	2	291	392.0	23	8
1977	31-17	.646	.280	1563	301	438	77	14	20	268	603	.386	259	72	3.05	9	277	406.2	16	4
1978	22-22	.500	.270	1471	255	397	69	9	23	227	553	.376	222	40	3.58	2	206	385.0	17	2
1979	21-25	.457	.255	1280	209	326	54	10	14	185	442	.345	212	60	2.96	7	202	340.0	16	5
1980	33-16	.673	.285	1516	355	432	80	14	40	312	660	.435	286	98	3.30	7	232	400.1	19	5
1981	29-14	.670	.292	1428	321	417	85	12	37	287	637	.446	249	77	4.46	9	228	363.0	13	4
1982	29-15	.659	.286	1390	308	398	64	13	40	267	608	.437	242	63	4.24	7	227	358.1	12	0
1983	27-17	.614	.306	1452	333	444	57	20	35	275	646	.445	248	85	4.67	4	262	366.1	14	4
1984	22-23	.489	.253	1427	210	361	57	12	14	181	484	.339	198	38	4.74	4	281	377.2	19	0
1985	34-17	.667	.307	1645	379	505	98	7	33	341	716	.435	273	51	4.92	10	292	315.0	11	4
1986	39-15	.722	.293	1775	375	520	79	13	32	330	721	.406	316	<b>101</b>	3.51	9	339	459.1	17	4
1987	31-15	.674	.293	1538	354	450	108	8	42	306	700	.455	238	48	4.54	2	237	382.2	11	6
1988	30-19	.612	.293	1612	333	473	80	15	29	304	670	.416	272	61	4.71	8	252	414.2	17	5
1989	27-23	.540	.280	1644	335	461	82	15	15	288	627	.381	297	71	4.63	6	274	415.2	13	0
1990	30-22	.577	.306	1772	329	542	108	16	22	287	748	.422	176	73	4.38	13	312	435.1	8	4
1991	28-20	.583	.272	1542	290	419	61	12	20	249	564	.366	214	53	4.02	2	232	405.2	17	5
1992	23-30	.434	.271	1681	302	455	87	18	24	266	650	.387	251	69	4.85	5	299	451.0	13	2
1993	31-18	.633	.311	1674	365	521	89	19	23	315	717	.428	205	61	4.42	1	362	424.0	22	8
1994	35-16	.686	.272	1649	277	449	82	18	24	231	639	.388	204	71	3.37	7	347	435.0	<b>24</b>	5
1995	25-24	.510	.263	1594	285	419	70	7	43	253	629	.395	200	23	4.42	7	263	407.1	13	3
1996	32-16	.663	.306	1680	381	514	89	10	39	334	740	.440	247	49	3.93	7	288	419.0	10	3
1997	38-12	.755	<b>.327</b>	1780	<b>504</b>	582	92	20	57	<b>455</b>	885	<b>.497</b>	293	46	4.10	11	355	426.0	7	0
1998	35-14	.710	.318	1720	438	547	92	7	<b>60</b>	408	833	.484	<b>337</b>	45	5.20	6	421	426.0	8	3
1999	<b>19-35</b>	.352	.292	1903	353	556	118	5	40	320	804	.422	265	23	7.37	7	343	465.0	6	1
2000	28-27	.509	.310	1891	420	586	111	13	58	383	897	.474	264	39	6.00	3	334	472.2	13	1
2001	31-24	.564	.315	1960	400	618	107	15	53	366	914	.461	193	44	5.85	6	302	480.0	17	4
2002	31-23	.574	.302	1892	382	572	109	27	54	348	897	.474	222	48	5.60	14	252	477.2	2	2
2003	25-28	.472	.305	1885	382	575	123	18	45	330	869	.461	330	49	6.34	13	285	465.1	3	4
2004	31-22	.585	.293	1849	374	541	82	15	48	325	797	.431	270	54	4.67	13	344	466.1	2	2
2005	46-12	.793	.316	2005	422	634	109	11	39	393	882	.440	287	85	3.06	<b>21</b>	463	517.0	4	3
2006	50-16	.758	.302	2264	463	<b>684</b>	125	<b>31</b>	36	412	<b>979</b>	.432	315	79	3.41	<b>21</b>	461	585.1	4	8
2007	49-18	.731	.287	<b>2297</b>	456	659	<b>128</b>	14	46	404	953	.415	328	76	3.48	<b>20</b>	477	<b>600.2</b>	0	0
2008	28-24	.519	.292	1828	352	534	103	15	37	320	778	.426	257	46	5.29	15	397	460.2	1	2
2009	37-19	.660	.278	1870	382	520	88	15	23	344	707	.378	304	53	3.93	13	431	499.1	3	3
2010	32-24	.571	.267	1873	313	500	115	8	44	287	763	.407	233	44	4.19	12	408	505.1	2	4
2011	41-19	.683	.267	1960	337	523	114	14	31	307	758	.387	258	51	3.14	19	443	532.2	6	6
2012	40-20	.667	.281	2009	370	564	114	10	34	336	800	.398	263	40	3.48	16	399	533.1	5	5
2013	52-13	.800	.289	2194	372	635	109	11	30	345	856	.390	266	56	2.28	19	447	587.0	9	12
2014	45-14	.763	.274	1947	333	533	91	20	21	306	727	.373	293	53	2.29	11	379	530.0	11	<b>15</b>
2015	39-18-1	.681	.279	1942	326	541	83	21	40	302	786	.405	234	42	3.02	16	390	527.1	5	7
2016	35-19	.648	.278	1798	315	500	92	32	25	290	731	.407	223	32	3.53	15	383	480.0	3	5
2017	<b>56-6</b>	<b>.904</b>	.291	2054	373	597	107	18	31	343	833	.405	302	64	<b>1.93</b>	<b>21</b>	<b>506</b>	564.0	4	14

**Bold** indicates most (best) since 1967



**Oregon State Home Statistics**

Since 1999

Year	W-L	PCT	AVG	AB	R	H	2B	3B	HR	RBI	TB	SLG	BB	SB	ERA	SV	SO	IP	CG	SHO
1999	6-9	.400	.299	535	115	160	33	4	21	105	264	.493	74	2	7.73	2	104	135.0	1	0
2000	13-10	.565	.313	772	181	242	45	5	26	169	375	.486	128	18	5.66	1	151	205.0	6	0
2001	18-7	.720	.321	869	182	279	51	5	28	168	424	.488	81	21	3.60	2	153	225.0	9	3
2002	18-9	.667	.297	893	186	265	50	13	30	168	431	.483	99	19	4.88	9	142	240.0	1	2
2003	9-12	.428	.299	732	130	219	42	9	22	118	345	.471	87	19	5.54	4	118	190.0	2	1
2004	9-11	.450	.288	674	139	194	30	5	23	122	303	.450	97	11	5.87	2	124	178.0	2	1
2005	26-5	.838	.317	1037	229	329	52	5	24	209	463	.446	153	54	3.32	11	244	279.1	3	0
2006	27-4	.870	.312	1045	244	326	56	11	17	221	455	.435	165	44	2.53	11	241	281.0	2	5
2007	17-7	.708	.243	758	129	184	40	5	17	115	285	.376	103	28	2.81	7	179	218.0	0	3
2008	14-7	.667	.285	699	127	199	45	3	12	116	286	.409	117	21	3.74	8	184	195.0	1	1
2009	17-5	.772	.279	714	153	199	37	5	12	140	282	.395	107	21	2.87	4	177	201.0	1	2
2010	21-11	.656	.272	1066	197	290	70	6	29	181	459	.431	147	28	3.65	6	250	298.2	2	2
2011	23-7	.740	.293	953	198	279	64	6	16	197	403	.423	122	35	2.92	9	232	268.0	3	2
2012	18-6	.750	.279	767	153	214	42	5	13	139	305	.398	115	17	2.31	6	161	214.0	4	4
2013	27-6	.818	.291	1050	181	306	49	2	21	171	422	.402	121	35	2.25	10	247	292.0	5	6
2014	24-6	.800	.258	934	143	241	39	9	11	134	331	.354	146	19	1.83	8	216	271.0	7	10
2015	23-6-1	.783	.266	972	167	259	39	10	18	159	372	.383	128	25	2.14	7	214	282.0	5	5
2016	17-6	.739	.274	736	120	202	36	15	11	107	301	.409	94	15	2.55	7	168	212.0	2	4
2017	31-1	.969	.303	1047	224	317	54	11	18	202	447	.427	178	35	1.89	6	273	296.0	3	8

**Oregon State Road Statistics**

Since 1999

Year	W-L	PCT	AVG	AB	R	H	2B	3B	HR	RBI	TB	SLG	BB	SB	ERA	SV	SO	IP	CG	SHO
1999	7-19	.269	.296	908	154	269	61	1	15	141	377	.415	123	17	7.84	2	152	214.2	4	0
2000	9-12	.428	.296	753	148	223	40	6	24	134	347	.461	83	12	6.55	1	126	177.1	5	0
2001	7-14	.333	.287	767	144	220	40	5	7	128	291	.379	82	20	8.17	2	107	176.1	6	1
2002	7-14	.333	.291	774	141	225	45	6	20	131	342	.442	99	20	7.19	3	72	182.2	1	0
2003	9-10	.473	.316	683	144	216	51	3	15	129	318	.466	88	14	7.13	4	87	160.1	1	1
2004	14-9	.608	.288	834	163	240	29	4	19	137	334	.400	119	25	4.07	5	148	201.0	0	1
2005	15-4	.789	.316	692	138	219	36	5	13	132	304	.439	96	21	3.31	8	146	168.2	1	1
2006	13-8	.619	.292	758	132	221	39	12	11	116	317	.418	83	17	4.77	5	122	181.0	2	0
2007	21-8	.724	.307	1042	238	320	56	6	19	211	448	.430	167	30	4.37	7	202	257.2	0	2
2008	9-14	.391	.302	862	181	260	49	10	19	165	386	.389	110	16	6.74	3	144	193.2	0	1
2009	8-10	.444	.252	606	97	153	23	5	7	83	207	.342	86	20	4.79	3	127	154.0	1	1
2010	7-11	.388	.254	602	78	153	34	0	12	73	223	.370	63	9	5.21	4	116	153.2	0	1
2011	12-11	.521	.238	776	101	185	35	6	11	92	265	.341	87	11	3.56	8	155	199.2	2	3
2012	15-13	.536	.272	971	151	264	50	3	17	136	371	.382	112	16	4.60	7	186	248.1	1	1
2013	18-6	.750	.288	843	137	243	43	7	9	124	327	.388	97	13	2.22	7	143	215.0	3	5
2014	14-6	.700	.283	715	122	202	37	7	8	109	277	.387	94	27	2.73	1	118	178.0	3	4
2015	9-8	.529	.268	582	85	156	26	4	8	74	214	.368	64	13	3.85	7	99	147.1	0	1
2016	9-11	.450	.248	677	105	168	37	10	7	95	246	.363	85	12	4.53	3	126	169.0	1	0
2017	15-2	.882	.290	594	78	172	32	2	6	74	226	.380	70	18	1.89	9	139	152.0	1	5

**Oregon State Neutral Statistics**

Since 1999

Year	W-L	PCT	AVG	AB	R	H	2B	3B	HR	RBI	TB	SLG	BB	SB	ERA	SV	SO	IP	CG	SHO
1999	6-7	.461	.276	460	84	127	24	0	4	74	163	.354	68	4	6.09	3	87	115.1	1	1
2000	6-5	.545	.331	366	91	121	26	2	8	80	175	.478	53	9	5.68	1	57	90.1	2	1
2001	6-3	.667	.367	324	74	119	16	5	18	70	199	.614	30	3	7.09	2	42	78.2	2	0
2002	6-0	1.000	.364	225	55	82	14	8	4	49	124	.551	24	9	3.44	2	38	55.0	0	0
2003	7-6	.538	.298	470	108	140	30	6	8	83	206	.438	70	16	6.57	5	80	115.0	0	2
2004	8-2	.800	.314	341	72	107	23	6	6	66	160	.469	54	18	3.61	6	72	87.1	0	0
2005	5-3	.625	.312	276	55	86	21	1	2	52	115	.417	38	10	1.43	2	73	69.0	0	2
2006	10-4	.714	.297	461	87	137	30	8	8	75	207	.449	67	18	3.43	5	98	123.1	0	3
2007	11-3	.785	.312	497	89	155	29	3	10	78	220	.443	58	18	2.81	6	96	125.0	0	1
2008	5-3	.625	.281	267	44	75	9	2	6	39	106	.397	30	9	5.62	4	69	72.0	0	0
2009	12-4	.750	.305	550	132	168	28	5	4	121	218	.396	111	12	4.49	6	127	144.1	1	0
2010	4-2	.667	.278	205	38	57	11	2	3	33	81	.395	23	7	4.25	2	42	53.0	0	1
2011	6-1	.857	.255	231	40	59	15	2	4	38	90	.390	49	5	2.77	2	56	65.0	1	1
2012	7-1	.875	.317	271	66	86	22	2	4	61	124	.458	36	7	3.04	3	52	71.0	0	0
2013	7-2	.777	.286	301	54	86	17	2	0	50	107	.355	48	8	2.59	2	57	80.0	1	1
2014	7-2	.777	.302	298	68	90	15	4	2	63	119	.399	53	7	2.89	2	45	81.0	1	1
2015	7-5	.583	.312	417	75	130	20	7	14	70	206	.494	45	5	4.58	2	82	106.0	0	1
2016	9-2	.818	.338	385	90	130	19	7	7	88	184	.478	44	5	3.91	5	89	99.0	0	1
2017	10-3	.769	.262	413	71	108	21	5	7	67	160	.387	54	11	2.09	6	94	116.0	0	1



**Oregon State Player**

**Offense**

Hit two home runs	3/5/16, Logan Ice vs. William & Mary
Hit three home runs	3/11/01, Andy Jarvis vs. Washington State
Hit grand slam	6/19/17, KJ Harrison vs. LSU
Hit inside-the-park home run	4/3/10, Michael Miller vs. USC
Leadoff home run	5/5/12, Ryan Barnes vs. Stanford
Walkoff home run	3/6/15, KJ Harrison vs. Fresno State
Pinch-hit home run	2/27/16, Billy King vs. Kansas
Home run in 3 straight games	3/2/13 (DH)-3/3/13, Michael Conforto vs. Bryant
Home run in 2 straight games	6/9-6/10/17, KJ Harrison vs. Vanderbilt
Back-to-back home runs	5/13/15 Jeff Hendrix, KJ Harrison vs. Portland
Back-to-back-to-back home runs	4/11/00 Brian Barden, Curtis Davis, Joe Gerber vs. Portland
Two triples in a game	4/8/16, KJ Harrison vs. Central Arkansas
Three doubles in a game	6/3/06, Cole Gillespie vs. Kansas
Hit for the cycle	5/10/11, Ryan Dunn vs. Portland
Five hits in a game	5/31/09, Koa Kahalehoe vs. Texas A&M
Four hits in a game	6/4/17, Nick Madrigal vs. Yale
Drove in nine runs	3/2/85, Ken Bowen vs. Chico State
Drove in eight runs	3/31/04, Shea McFeely vs. Portland
Drove in seven runs	3/3/13, Michael Conforto vs. Bryant
Drove in six runs	3/5/16, Logan Ice vs. William & Mary
Drove in five runs	5/21/17, Nick Madrigal vs. Washington State
Scored six runs	3/2/85, Ken Bowen vs. Chico State
Scored five runs	3/5/00, Brian Barden vs. Washington
Scored four runs	3/17/17, Nick Madrigal vs. Arizona State

**Pitching**

Threw a perfect game	3/21/15, Drew Rasmussen vs. Washington St.
Threw a no-hitter	3/21/15, Drew Rasmussen vs. Washington St.
Threw a one-hitter	5/4/14, Jace Fry vs. California
Threw a shutout	5/20/17, Jake Thompson vs. Washington St.
Threw a complete game	6/10/17, Bryce Fehmel vs. Vanderbilt
Threw back-to-back complete games	5/19-5/20/17 Luke Heimlich, Jake Thompson vs. Washington State
Had 14 strikeouts	5/30/14, Andrew Moore vs. NDSU
Had 13 strikeouts	5/22/15, Andrew Moore vs. California
Had 12 strikeouts	5/5/17, Luke Heimlich vs. California
Had 11 strikeouts	4/30/17, Jake Thompson vs. USC
Had 10 strikeouts	6/10/17, Bryce Fehmel vs. Vanderbilt

**Team**

Had 25 or more hits	4/1/17 vs. Stanford (25)
Had 20 or more hits	4/1/17 vs. Stanford (25)
Scored 15 or more runs	4/1/17 vs. Stanford (15)
Scored 10 or more runs	6/19/17 vs. LSU (13)
Did not strike out	2/21/16, vs. Minnesota
Won 10 straight games	2017 (23)
Won 15 straight games	2017 (23)
Extra-Innings victory	5/26/17, OSU 5, Abilene Christian 4 (11)
Extra-Innings loss	4/29/17, USC 7, OSU 5 (10)
Was shut out	4/30/16, Stanford 6, OSU 0
Was no-hit	3/23/13, Arizona State 4, OSU 0
Threw back-to-back shutouts	5/28, 5/29/16 vs. UCLA
Threw back-to-back-to-back shutouts	5/27, 5/28, 5/29/16 vs. UCLA

**All-Time Oregon State No-Hitters/Perfect Games**

Date	Opponent (score)	Pitcher(s)
3/21/15	Washington State (3-0)*	Drew Rasmussen (9 IP, 10 SO, 0 BB)
3/8/14	vs. Northern Illinois (2-0)	Jace Fry (9 IP, 10 SO, 2 BB)
4/30/11	at UCLA (2-0)	Josh Osich (9 IP, 13 SO, 1 BB)
1/25/07	at Hawaii-Hilo (5-0)	Mike Stutes (5 IP, 7 SO, 2 BB), Josh Keller (2 IP, 0 SO, 0 BB), Mark Grbavac (1 IP, 2 SO, 0 BB), Jorge Reyes (1 IP, 0 SO, 1 BB)
4/11/67	Portland (11-0)	Cleve Benson, Eric Selberg, Jack Humphrey
4/12/47	Montana (1-0)	Fred Gallagher

\* indicates Perfect Game





**Year-By-Year Records**

Year	Coach	Overall	League	Place
1907	F.C. McReynolds	5-2	-	-
1908	Joe Fay	11-4	-	Oregon Collegiate Champs
1909	Otto Moore	5-4	-	-
1910	Fielder Jones	13-4-1	-	Northwest Collegiate Champs
1911	Frederick Walker	8-7	-	-
1912	E.J. Stewart	5-9	-	-
1913	Jesse Garrett	7-10	4-4	1st tie, Northern Division West
1914	Wilkie Clark	7-9	1-7	3rd, Northern Division West
1915	Roy Goble	13-8	5-1	1st, Northern Division West
1916	Hans Loof	10-9-1	5-3	1st, Northern Division West
1917	No team - World War I			
1918	J.D. Baldwin	4-6	-	-
1919	Jimmie Richardson	7-7	2-5	2nd, Northern Division West
1920	Jimmie Richardson	12-11	11-8	-, Northern Division
1921	Jimmie Richardson	11-8-1	5-7-1	-, Northern Division
1922	Guy Rathbun	13-8	9-8	3rd, Northern Division
1923	Ralph Coleman	10-6	8-6	-, Northern Division
1924	Ralph Coleman	16-8-1	11-8	3rd, Northern Division
1925	Ralph Coleman	11-2	11-2	1st, Northern Division
1926	Ralph Coleman	6-7	2-6	3rd, Northern Division West
1927	Ralph Coleman	13-5	5-3	1st tie, Northern Division West
1928	Ralph Coleman	8-6	3-5	3rd, Northern Division West
1929	Roy Lamb	10-9	8-8	3rd tie, Northern Division
1930	Ralph Coleman	16-6	10-6	2nd, Northern Division
1931	Ralph Coleman	9-10	7-9	3rd tie, Northern Division
1932	Slats Gill	10-9	8-8	3rd, Northern Division
1933	Slats Gill	9-5	-	-
1934	Slats Gill	10-15	5-11	5th, Northern Division
1935	Slats Gill	11-11	8-8	3rd tie, Northern Division
1936	Slats Gill	8-16	7-9	4th, Northern Division
1937	Slats Gill	8-14	4-12	4th, Northern Division
1938	Ralph Coleman	18-7	10-6	1st tie, Northern Division
1939	Ralph Coleman	15-9	7-8	3rd, Northern Division
1940	Ralph Coleman	19-5	13-3	1st, Northern Division
1941	Ralph Coleman	15-10	8-8	3rd, Northern Division
1942	Ralph Coleman	14-8	8-6	3rd, Northern Division
1943	Ralph Coleman	14-6	12-4	1st tie, Northern Division
1944	No team - World War II			
1945	No team - World War II			
1946	Ralph Coleman		10-6	2nd, Northern Division
1947	Ralph Coleman		6-10	4th, Northern Division
1948	Ralph Coleman		4-7	4th, Northern Division
1949	Ralph Coleman		15-8	3rd, Northern Division
1950	Ralph Coleman		7-12	4th, Northern Division
1951	Ralph Coleman		23-6	1st, Northern Division
1952	Ralph Coleman		27-12	1st, Northern Division
1953	Ralph Coleman		15-9	2nd, Northern Division
1954	Ralph Coleman		12-8	2nd tie, Northern Division
1955	Ralph Coleman		15-10	2nd, Northern Division
1956	Ralph Coleman		17-13	3rd, Northern Division
1957	Ralph Coleman		18-13	2nd, Northern Division
1958	Ralph Coleman		18-11	1st, Northern Division
1959	Ralph Coleman		21-7	4th, Northern Division
1960	Ralph Coleman		18-5	2nd, Northern Division
1961	Ralph Coleman		27-14	2nd, Northern Division
1962	Ralph Coleman		26-6	1st, Northern Division
1963	Ralph Coleman		23-12	1st, Northern Division
1964	Ralph Coleman		25-11	3rd, Northern Division
1965	Ralph Coleman		15-19	3rd, Northern Division
1966	Ralph Coleman		18-17	4th, Northern Division
1967	Gene Tanselli		24-13	9-6 3rd tie, Pacific-8
1968	Gene Tanselli		23-13-1	6-12 7th, Pacific-8
1969	Gene Tanselli		17-20-1	9-12 5th, Pacific-8
1970	Gene Tanselli		19-15	5-6 2nd, Northern Division
1971	Gene Tanselli		18-17	6-10 3rd, Northern Division
1972	Gene Tanselli		13-24	2-15 4th, Northern Division
1973	Jack Riley		15-20-1	5-13 4th, Northern Division
1974	Jack Riley		16-23	6-12 3rd tie, Northern Division
1975	Jack Riley		28-10-1	13-5 1st tie, Northern Division
1976	Jack Riley		31-15	12-6 2nd, Northern Division
1977	Jack Riley		31-17	12-6 2nd, Northern Division
1978	Jack Riley		22-22-2	6-9 3rd, Northern Division
1979	Jack Riley		21-25	4-11 3rd, Northern Division
1980	Jack Riley		33-16	8-9 2nd, Northern Division
1981	Jack Riley		29-14-1	11-7 2nd tie, Northern Division
1982	Jack Riley		29-15	16-8 1st, Northern Division
1983	Jack Riley		27-17	17-7 1st, Northern Division
1984	Jack Riley		22-23	11-11 4th, Northern Division
1985	Jack Riley		34-17	12-12 3rd tie, Northern Division
1986	Jack Riley		39-15	18-5 1st, Northern Division
1987	Jack Riley		31-15	15-9 2nd, Northern Division
1988	Jack Riley		30-19	14-10 2nd, Northern Division


Year	Coach	Overall	League	Place
1989	Jack Riley	27-23	15-9	2nd tie, Northern Division
1990	Jack Riley	30-22	15-9	2nd, Northern Division
1991	Jack Riley	28-20	12-8	2nd, Northern Division
1992	Jack Riley	23-30	10-20	6th, Northern Division
1993	Jack Riley	31-18	20-10	2nd, Northern Division
1994	Jack Riley	36-15	22-8	1st, Northern Division
1995	Pat Casey	25-24-1	14-16	4th tie, Northern Division
1996	Pat Casey	32-16-1	14-10	2nd, Northern Division
1997	Pat Casey	38-12-1	18-6	2nd, Northern Division
1998	Pat Casey	35-14-1	15-9	2nd, Northern Division
1999	Pat Casey	19-35	7-17	8th, Pacific-10
2000	Pat Casey	28-27	9-15	6th, Pacific-10
2001	Pat Casey	31-24	11-13	6th, Pacific-10
2002	Pat Casey	31-23	10-14	6th, Pacific-10
2003	Pat Casey	25-28	7-17	8th tie, Pacific-10
2004	Pat Casey	31-22	10-14	6th tie, Pacific-10
2005	Pat Casey	46-12	19-5	1st, Pacific-10
2006	Pat Casey	50-16	16-7	1st, Pacific-10; NCAA champions
2007	Pat Casey	49-18	10-14	6th, Pacific-10; NCAA champions
2008	Pat Casey	28-24	11-13	6th tie, Pacific-10
2009	Pat Casey	37-19	15-12	3rd tie, Pacific-10
2010	Pat Casey	32-24	12-15	7th tie, Pacific-10
2011	Pat Casey	41-19	17-10	2nd tie, Pacific-10
2012	Pat Casey	40-20	18-12	4th tie, Pac-12
2013	Pat Casey	52-13	24-6	1st, Pac-12
2014	Pat Casey	45-14	23-7	1st, Pac-12
2015	Pat Casey	39-18-1	19-10-1	2nd, Pac-12
2016	Pat Casey	35-19	16-14	3rd tie, Pac-12
2017	Pat Casey	56-6	27-3	1st, Pac-12

**TOTAL 2,318-1,435-16 1,004-704-1 26 PENNANTS**

**NOTE:** From 1967 on, records include only games against NCAA or NAIA four-year schools. For polls, ABCA denotes American Baseball Coaches Association/USA Today; BA denotes Baseball America magazine; CB denotes Collegiate Baseball newspaper; NCBWA denotes National Collegiate Baseball Writers Association.



Pat Casey



Jack Riley

**All-Time Coaching Records**

Name	Years	Overall	Pct.	League	Pct.	1st
F.C. McReynolds	1907 (1)	5-2	.714	-	-	0
Joe Fay	1908 (1)	11-4	.733	-	-	1
Otto Moore	1909 (1)	5-4	.556	-	-	0
Fielder Jones	1910 (1)	13-4-1	.750	-	-	1
Walker	1911 (1)	8-7	.533	-	-	0
E.J. Stewart	1912 (1)	5-9	.357	-	-	0
Jesse Garrett	1913 (1)	7-10	.412	4-4	.500	1
Wilkie Clark	1914 (1)	7-9	.438	1-7	.125	0
Roy Goble	1915 (1)	13-8	.619	5-1	.833	1
Hans Loof	1916 (1)	10-9-1	.525	5-3	.625	1
J.D. Baldwin	1918 (1)	4-6	.400	-	-	0
Jimmie Richardson	1919-21 (3)	30-26-1	.535	18-20-1	.474	0
Guy Rathbun	1922 (1)	13-8	.619	9-8	.529	0
Ralph Coleman	1923-28, 1930-31, 1938-66 (35)	561-316-1	.640	279-218	.561	10
Roy Lamb	1929 (1)	10-9	.526	8-8	.500	0
Slats Gill	1932-37 (6)	56-70	.444	32-48	.400	0
Gene Tanselli	1967-72 (6)	113-102-2	.525	37-61	.378	0
Jack Riley	1973-94 (22)	613-411-5	.596	274-101	.731	5
Pat Casey	1995-present (23)	845-446-5	.644	342-259	.569	5

# 2018 OREGON STATE BASEBALL

## YEAR-BY-YEAR

Twitter.com/BeaverBaseball  
Instagram.com/BeaverBaseball  
Facebook.com/OregonStateBaseball

at - denotes games on opponents' home field; vs. - denotes games on neutral field; all others are games at home. All schools are listed by their current name. Middle column is game score. Right column is OSU's record after that game; ties not included.

### 1907

Head coach: F.C. McReynolds			
5-2			
			Rec.
Salem High	L	0-4	0-1
at Salem High	W	8-1	1-1
at Chemawa	W	18-3	2-1
Willamette	W	12-0	3-1
Chemawa	W	9-6	4-1
at Oregon	L	3-9	4-2
Oregon	W	6-4	5-2

### 1908

Head coach: Joe Fay			
11-4			
Oregon Collegiate champions			
			Rec.
at Woodburn	L	5-6	0-1
at Chemawa	L	2-3	0-2
at Willamette	W	8-4	1-2
at Chemawa	W	4-3	2-2
Whitman	L	5-6	2-3
Whitman	W	13-1	3-3
at Western Oregon	W	8-4	4-3
at Willamette	W	11-9	5-3
Chemawa	W	16-1	6-3
Chemawa	W	4-1	7-3
at Oregon	W	5-3	8-3
at Oregon	W	5-4	9-3
Oregon	W	16-2	10-3
Oregon	W	5-4	11-3
MAC Club	L	3-5	12-3

### 1909

Head coach: Otto Moore			
5-4			
			Rec.
Salem High	W	10-1	1-0
Chemawa	W	13-1	2-0
MAC Club	L	5-9	2-1
Portland	W	9-4	3-1
Portland	L	6-9	3-2
at Oregon	L	2-5	3-3
at Oregon	W	7-4	4-3
Oregon	L	2-3	4-4
Oregon	W	5-0	5-4

### 1910

Head coach: Fielder Jones			
13-4-1			
NW Collegiate champions			
			Rec.
Whitman	L	3-4	0-1
Whitman	W	3-0	1-1
Idaho	W	11-4	2-1
Idaho	T	2-2	2-1
at Whitman	W	5-4	3-1
at Whitman	L	2-4	3-2
at Washington St.	W	5-4	4-2
at Washington St.	W	6-1	5-2
at Idaho	W	14-10	6-2
at Idaho	W	8-5	7-2
Washington St.	L	1-4	7-3
Washington St.	W	4-3	8-3
at Oregon	W	2-0	9-3
at Oregon	W	6-3	10-3
Washington St.	W	6-5	11-3
Washington St.	W	6-3	12-3
Oregon	L	4-8	12-4
Oregon	W	10-4	13-4

### 1911

Head coach: Frederick Walker			
8-7			
			Rec.
Portland Roadsters	L	1-12	0-1
Whitman	W	22-4	1-1
Whitman	W	14-5	2-1
at Willamette	W	7-3	3-1
at MAC	L	3-6	3-2
at Washington	L	0-2	3-3
at Washington	L	1-6	3-4
at Idaho	L	3-10	3-5
at Idaho	W	8-4	4-5
at Washington St.	W	7-0	5-5
at Washington St.	L	0-2	5-6
Washington St.	L	6-9	5-7
Washington St.	W	4-2	6-7
Idaho	W	9-0	7-7
Idaho	W	8-4	8-7

### 1912

Head coach: E.J. Stewart			
5-9			
			Rec.
Pacific (Ore.)	W	15-6	1-0
MAC Club	L	4-6	1-1
Mt. Angel	W	9-2	2-1
Chemawa	W	9-0	3-1
Oregon	L	0-3	3-2
Oregon	L	2-5	3-3
Washington St.	W	4-3	4-3
Washington St.	L	10-11	4-4
at Oregon	L	4-5	4-5
at Oregon	L	3-5	4-6

at Washington St.	L	2-5	4-7
at MAC Club	L	0-4	4-8
at Willamette	L	2-4	4-9
Willamette	W	14-5	5-9

### 1913

Head coach: Jesse Garrett			
7-10; 4-4 North (West)			
			Rec.
Portland Colts	L	1-14	0-1
Regina	L	6-7	0-2
Regina	L	3-6	0-3
Regina	L	1-6	0-4
vs. Regina	W	8-4	1-4
MAC Club	W	12-4	2-4
Regina	L	2-14	2-5
at Oregon	W	6-2	3-5
at Oregon	L	4-8	3-6
at Chemawa	W	21-4	4-6
Washington	W	10-5	5-6
Washington	L	1-14	5-7
Oregon	W	7-5	6-7
at Washington	L	2-5	6-8
at Washington	L	0-2	6-9
Oregon	W	14-5	7-9
at Multnomah Ath. Cl.	L	3-6	7-10

### 1914

Head coach: Wilkie Clark			
7-9; 1-7 North (West)			
			Rec.
Chemawa	W	6-5	1-0
Corvallis High	W	8-4	2-0
Baker City	W	4-3	3-0
Baker City	W	15-4	4-0
Helena	L	10-11	4-1
Helena	W	6-0	5-1
Helena	L	2-5	5-2
at Washington	L	4-5	5-3
at Washington	L	2-4	5-4
at Chemawa	W	9-0	6-4
Washington	W	4-0	7-4
Washington	L	0-3	7-5
at Oregon	L	2-4	7-6
at Oregon	L	2-12	7-7
Oregon	L	5-11	7-8
Oregon	L	0-13	7-9

### 1915

Head coach: Roy Goble			
13-8, 5-1 North (West)			
			Rec.
McMinnville Tigers	L	6-9	0-1
McMinnville Tigers	L	4-6	0-2
at Portland Monarchs	W	2-0	1-2
Chemawa	W	10-1	2-2
at Washington St.	L	1-4	2-3
at Washington St.	W	12-5	3-3
at Whitman	W	9-6	4-3
at Whitman	L	5-6	4-4
at Pendleton	W	12-6	5-4
at Pendleton	W	5-1	6-4
Pacific (Ore.)	W	7-4	7-4
at Washington	W	5-1	8-4
at Washington	L	6-10	8-5
Oregon	W	7-3	9-5
Oregon	W	20-6	10-5
Washington St.	W	12-6	11-5
Washington St.	L	5-8	11-6
Washington	W	5-1	12-6
Washington	W	14-2	13-6
at Washington St.	L	2-4	13-7
at Washington St.	L	3-4	13-8

### 1916

Head coach: Hans Loof			
10-9-1, 5-3 North (West)			
League: 3rd			
			Rec.
at Baker City	W	13-2	1-0
at Albertson	W	4-1	2-0
at Albertson	W	2-0	3-0
at Spokane Indians	L	4-15	3-1
at Spokane Indians	L	5-10	3-2
at Idaho	L	2-6	3-3
at Washington St.	T	0-0	3-3
at Willamette	W	16-0	4-3
at Washington	W	7-2	5-3
at Washington	L	3-2	5-4
Washington	W	9-3	6-4
Washington	W	2-1	7-4
at Oregon	L	5-6	7-5
at Oregon	L	2-10	7-6
Oregon	W	6-0	8-6
Oregon	W	6-3	9-6
at California	L	2-5	9-7
at California	L	3-10	9-8
at California	L	0-9	9-9
Willamette	W	6-0	10-9

### 1917

No varsity baseball - World War I

### 1918

Head coach: J.D. Baldwin			
4-6			
League: 4th			
			Rec.
Willamette	W	5-2	1-0
at Willamette	W	14-2	2-0
Oregon	L	2-3	2-1
Oregon	L	1-15	2-2
at Oregon	L	8-18	2-3
at Oregon	L	7-21	2-4
Oregon	W	13-12	3-4
Oregon	L	10-12	3-5
at Oregon	W	10-1	4-5
at Oregon	L	4-5	4-6

### 1919

Head coach: Jimmie Richardson			
7-7, 2-5 North (West)			
North: 3rd			
			Rec.
at Gonzaga	W	5-2	1-0
at Washington St.	W	14-7	2-0
at Washington St.	L	0-3	2-1
at Multnomah Ath. Cl.	L	6-7	2-2
Multnomah Ath. Club	W	8-5	3-2
Washington St.	W	6-4	4-2
Washington St.	W	4-1	5-2
Washington	L	6-12	5-3
Washington	L	1-3	5-4
at Washington	L	0-1	5-5
at Washington	L	3-4	5-6
Oregon	L	5-9	5-7
Oregon	W	9-3	6-7
at Oregon	W	16-3	7-7

### 1920

Head coach: Jimmie Richardson			
12-11, 11-8 North			
North: 5th			
			Rec.
at Santa Clara	L	2-9	0-1
at Stanford	L	3-4	0-2
at Stanford	L	2-3	0-3
at California	L	0-10	0-4
at California	W	2-1	1-4
at Sac. Senators	L	2-6	1-5
at Sac. Senators	L	1-7	1-6
at Cal State-Chico	W	9-4	2-6
Willamette	W	11-0	3-6
Willamette	W	7-0	4-6



1910 Team

at Washington	L	0-2	4-7
at Washington	L	5-9	4-8
Washington St.	W	11-0	5-8
Washington St.	W	3-0	6-8
Washington St.	W	6-2	7-8
Stanford	W	6-0	8-8
Stanford	W	5-4	9-8
at Oregon	L	3-4	9-9
at Oregon	W	14-8	10-9
Washington	L	4-6	10-10
Washington	W	4-3	11-10
Oregon	L	0-3	11-11
Oregon	W	3-2	12-11

**1921**

**Head coach: Jimmie Richardson**  
**11-8-1, 5-7-1 North**

<b>North: 4th</b>			<b>Rec.</b>
North Pacific Dental	W	5-1	1-0
North Pacific Dental	W	15-3	2-0
Multnomah Ath. Club	W	6-5	3-0
New York Colored Sox	L	0-3	3-1
North Pacific Dental	W	5-4	4-1
at Camp Lewis	W	4-3	5-1
at Washington	L	3-8	5-2
at Washington	T	0-0	5-2
at Gonzaga	W	3-2	6-2
at Washington St.	L	7-15	6-3
at Washington St.	L	3-5	6-4
Washington	L	3-4	6-5
Washington	W	4-1	7-5
Willamette	W	4-0	8-5
Washington St.	L	9-12	8-6
Washington St.	W	2-1	9-6
Oregon	L	2-3	9-7
Oregon	W	5-4	10-7
at Oregon	W	14-5	11-7
at Oregon	L	6-8	11-8

**1922**

**Head coach: Guy Rathbun**  
**13-8, 9-8 North**

<b>North: 4th</b>			<b>Rec.</b>
North Pacific Dental	W	6-0	1-0
Chemawa	W	10-4	2-0
Mt. Angel	W	10-2	3-0
Mt. Angel	W	5-3	4-0
at Washington	L	3-10	4-1
at Washington	L	0-17	4-2
at Gonzaga	W	8-6	5-2
at Washington St.	L	7-9	5-3
at Washington St.	W	11-9	6-3
at Whitman	W	8-4	7-3
at Whitman	L	4-5	7-4
Washington	L	2-8	7-5
Washington	W	7-6	8-5
Washington St.	L	6-7	8-6
Washington St.	L	7-9	8-7
Oregon	W	8-4	9-7
Oregon	W	11-6	10-7
Whitman	L	11-13	10-8
Whitman	W	15-8	11-8
at Oregon	W	11-1	12-8
at Oregon	W	6-3	13-8

**1923**

**Head coach: Ralph Coleman**  
**10-6, 8-6 North**

<b>North: 4th</b>			<b>Rec.</b>
Mt. Angel	W	7-6	1-0
Mt. Angel	W	4-1	2-0
Pacific (Ore.)	W	5-3	3-0
Idaho	L	5-15	3-1
Idaho	L	8-11	3-2
at Whitman	W	5-3	4-2
at Idaho	W	13-2	5-2
at Idaho	L	7-8	5-3
at Washington St.	L	3-16	5-4
at Washington St.	L	3-5	5-5

Oregon	W	1-0	6-5
Oregon	W	22-5	7-5
Washington St.	L	1-5	7-6
Washington St.	W	16-10	8-6
at Oregon	W	11-5	9-6
at Oregon	W	6-1	10-6

**1924**

**Head coach: Ralph Coleman**  
**16-8-1, 11-8 North**

<b>North: N/A</b>			<b>Rec.</b>
Mt. Angel	W	13-1	1-0
Mt. Angel	W	12-2	2-0
Kelso	W	17-4	3-0
Meiji, Japan	W	7-0	4-0
Multnomah Ath. Club	W	8-3	5-0
at Salem Senators	L	3-7	5-1
Pacific (Ore.)	W	16-1	6-1
Whitman	W	11-6	7-1
Whitman	W	11-6	8-1
Washington	W	6-5	9-1
Washington	L	5-7	9-2
at Oregon	W	9-3	10-2
Oregon	W	14-11	11-2
Idaho	W	6-1	12-2
Idaho	W	11-0	13-2
Washington St.	L	0-3	13-3
Oregon	L	4-8	13-4
at Oregon	W	12-2	14-4
at Washington	W	9-6	15-4
at Washington	L	0-6	15-5
at Washington St.	W	10-9	16-5
at Washington St.	T	9-9	16-5
at Idaho	L	1-3	16-6
at Idaho	L	2-10	16-7
at Gonzaga	L	6-7	16-8

**1925**

**Head coach: Ralph Coleman**  
**11-2, 11-2 North**

<b>North: 2nd</b>			<b>Rec.</b>
Pacific (Ore.)	W	9-2	1-0
at Willamette	W	14-2	2-0
Whitman	W	4-3	3-0
Idaho	W	8-2	4-0
Washington St.	W	16-3	5-0
Washington	W	6-3	6-0
at Washington	L	3-5	6-1
at Gonzaga	W	4-3	7-1
at Washington St.	W	9-8	8-1
at Idaho	L	1-4	8-2
at Whitman	W	7-4	9-2
at Oregon	W	10-4	10-2
Oregon	W	10-5	11-2

**1926**

**Head coach: Ralph Coleman**  
**6-7, 2-6 North (West)**

<b>North: 5th</b>			<b>Rec.</b>
Kelso	W	3-2	1-0
Kelso	L	4-7	1-1
Multnomah Ath. Club	W	6-5	2-1
Pacific (Ore.)	W	13-2	3-1
St. John's Bears	W	17-5	4-1
at Oregon	L	3-7	4-2
Washington	L	2-3	4-3
Washington	L	9-14	4-4
at Washington	W	6-2	5-4
at Washington	L	2-8	5-5
at Oregon	L	6-16	5-6
Oregon	L	2-4	5-7
Oregon	W	6-4	6-7

**1927**

**Head coach: Ralph Coleman**  
**13-5, 5-3 North (West)**

<b>North: 3rd</b>			<b>Rec.</b>
Pacific (Ore.)	W	7-1	1-0
Willamette	W	10-0	2-0
Willamette	W	9-3	3-0
Albany	W	10-5	4-0
Oregon	W	6-5	5-0
Oregon	W	13-7	6-0
Linfield	W	19-4	7-0
Multnomah Ath. Club	W	15-9	8-0
Washington	W	20-2	9-0
Washington	L	11-13	9-1
at Washington	W	11-6	10-1
at Washington	L	2-6	10-2
at Oregon	L	2-5	10-3
at Oregon	W	18-8	11-3
vs. Washington	W	4-3	12-3
at Washington St.	L	2-5	12-4
at Washington St.	W	8-7	13-4
at Washington St.	L	6-8	13-5

**1928**

**Head coach: Ralph Coleman**  
**8-6, 3-5 North (West)**

<b>North: 5th</b>			<b>Rec.</b>
Portland	L	9-11	0-1
Portland	W	10-5	1-1
at Washington	W	13-3	2-1
at Washington	L	4-5	2-2
Linfield	W	11-1	3-2
Washington	W	5-4	4-2
Washington	L	3-11	4-3
at Oregon	L	6-9	4-4
Oregon	L	4-10	4-5
Oregon	L	7-16	4-6
Multnomah Ath. Club	W	12-5	5-6
at Oregon	W	16-4	6-6
at Portland	W	13-5	7-6
at Portland	W	4-3	8-6

**1929**

**Head coach: Roy Lamb**  
**10-9, 8-8 North**

<b>North: 4th</b>			<b>Rec.</b>
Western Oregon	W	16-3	1-0
Willamette	W	7-2	2-0
Meiji, Japan	L	6-13	2-1
Oregon	W	4-3	3-1
Oregon	L	6-7	3-2
Idaho	W	7-1	4-2
Idaho	L	6-8	4-3
Washington St.	W	14-7	5-3
Washington St.	L	5-9	5-4
Washington	W	7-3	6-4
Washington	W	6-4	7-4
at Washington St.	W	10-3	8-4
at Washington St.	L	4-5	8-5
at Idaho	L	6-7	8-6
at Idaho	W	11-2	9-6
at Washington	W	7-5	10-6
at Washington	L	3-5	10-7
Oregon	L	4-7	10-8
at Oregon	L	4-8	10-9

**1930**

**Head coach: Ralph Coleman**  
**16-6, 10-6 North**

<b>North: 2nd</b>			<b>Rec.</b>
Willamette	W	5-3	1-0
at Willamette	W	8-7	2-0
Portland	W	4-3	3-0
Portland	W	2-0	4-0
Pacific (Ore.)	W	17-0	5-0

Pacific (Ore.)	W	12-1	6-0
at Oregon	W	5-1	7-0
Washington St.	W	6-4	8-0
Washington St.	L	4-5	8-1
Idaho	W	13-3	9-1
Idaho	W	4-2	10-1
Washington	L	0-6	10-2
Washington	L	3-4	10-3
at Washington	L	1-5	10-4
at Washington	W	7-5	11-4
at Idaho	W	14-1	12-4
at Washington St.	L	3-4	12-5
at Washington St.	W	9-3	13-5
at Idaho	W	6-5	14-5
Oregon	W	10-1	15-5
at Oregon	W	6-4	16-5
Oregon	L	3-8	16-6

**1931**

**Head coach: Ralph Coleman**  
**9-10, 7-9 North**

<b>North: 4th</b>			<b>Rec.</b>
Willamette	W	7-3	1-0
Willamette	W	10-7	2-0
at Oregon	W	7-3	3-0
Oregon	W	11-7	4-0
at Willamette	L	6-8	4-1
Idaho	W	14-3	5-1
Idaho	L	9-16	5-2
Washington St.	L	0-6	5-3
Washington St.	W	5-1	6-3
Washington	L	11-15	6-4
Washington	L	4-18	6-5
at Idaho	L	6-7	6-6
at Idaho	W	17-1	7-6
at Washington St.	L	6-7	7-7
at Washington St.	W	7-6	8-7
at Washington	L	1-12	8-8
at Washington	L	5-6	8-9
at Oregon	W	12-2	9-9
Oregon	L	6-7	9-10

**1932**

**Head coach: Slat's Gill**  
**10-9, 8-8 North**

<b>North: 3rd</b>			<b>Rec.</b>
Willamette	W	3-2	1-0
Willamette	L	2-6	1-1
at Willamette	W	20-19	2-1
Oregon	L	7-10	2-2
at Oregon	W	6-2	3-2
Washington St.	L	3-6	3-3
Washington St.	L	1-6	3-4
Idaho	W	12-4	4-4
Idaho	W	11-5	5-4
Washington	L	3-9	5-5
Washington	W	7-2	6-5
at Washington	L	1-5	6-6
at Washington	L	1-2	6-7
at Idaho	W	11-4	7-7
at Idaho	W	11-6	8-7
at Washington St.	W	9-5	9-7
at Washington St.	L	2-3	9-8
at Oregon	W	4-3	10-8
Oregon	L	3-6	10-9

**1933**

**Head coach: Slat's Gill**  
**9-5, 3-3 North**

<b>North: 3rd</b>			<b>Rec.</b>
Western Oregon	W	11-8	1-0
Western Oregon	L	0-3	1-1
Linfield	W	6-5	2-1
North Pacific Dental	W	9-2	3-1
Willamette	W	9-7	4-1
at Willamette	L	2-3	4-2
Portland	W	8-1	5-2
Portland	W	8-3	6-2
at Oregon	W	11-3	7-2



# 2018 OREGON STATE BASEBALL

## YEAR-BY-YEAR

Twitter.com/BeaverBaseball  
 Instagram.com/BeaverBaseball  
 Facebook.com/OregonStateBaseball

Oregon	L	6-14	7-3
Oregon	W	14-2	8-3
at Oregon	W	8-5	9-3
at Oregon	L	8-9	9-4
Oregon	L	2-3	9-5

### 1934

**Head coach: Slats Gill**  
**10-15, 5-11 North**

North: 5th		Rec.
Pacific (Ore.)	W	2-1 1-0
at Western Oregon	W	22-8 2-0
Western Oregon	W	23-11 3-0
Portland	W	11-10 4-0
Portland	L	4-5 4-1
at Western Oregon	L	6-11 4-2
Western Oregon	W	5-4 5-2
Willamette	L	10-15 5-3
Willamette	L	7-9 5-4
at Oregon	L	1-5 5-5
Oregon	L	8-10 5-6
Idaho	L	4-8 5-7
Idaho	W	5-2 6-7
Washington St.	L	3-7 6-8
Washington St.	W	5-0 7-8
Washington	W	9-7 8-8
Washington	L	7-10 8-9
at Washington St.	L	1-2 8-10
at Washington St.	L	1-2 8-11
at Idaho	L	4-8 8-12
at Idaho	W	16-8 9-12
at Washington	L	3-5 9-13
at Washington	W	6-5 10-13
Oregon	L	4-6 10-14
at Oregon	L	10-11 10-15

### 1935

**Head coach: Slats Gill**  
**11-11, 8-8 North**

North: 3rd		Rec.
Linfield	W	19-3 1-0
Linfield	W	14-9 2-0
Willamette	L	3-6 2-1
Western Oregon	W	9-7 3-1
Portland	L	4-7 3-2
Willamette	L	3-4 3-3
at Oregon	L	0-17 3-4
Oregon	W	12-7 4-4
Idaho	W	12-1 5-4
Idaho	W	9-4 6-4
Washington St.	L	8-9 6-5
Washington St.	W	10-9 7-5
Washington	W	21-4 8-5
Washington	W	12-11 9-5
at Washington St.	L	2-4 9-6
at Washington St.	L	5-8 9-7
at Idaho	W	5-4 10-7
at Idaho	L	1-12 10-8
Washington	W	13-2 11-8
Washington	L	0-8 11-9
Oregon	L	6-15 11-10
at Oregon	L	3-6 11-11



1943 Team

### 1936

**Head coach: Slats Gill**  
**8-16, 7-9 North**

North: 4th		Rec.
Willamette	L	0-12 0-1
Willamette	L	0-7 0-2
Willamette	L	7-9 0-3
Linfield	L	5-12 0-4
Western Oregon	W	10-6 1-4
Portland	L	7-8 1-5
Portland	L	3-8 1-6
Western Oregon	L	8-13 1-7
Oregon	W	7-6 2-7
Washington St.	L	2-13 2-8
Washington St.	L	3-6 2-9
Idaho	W	4-2 3-9
Idaho	L	5-6 3-10
Washington	L	4-9 3-11
Washington	W	13-10 4-11
at Washington	W	7-6 5-11
at Washington	L	0-2 5-12
at Washington St.	L	7-17 5-13
at Washington St.	L	5-8 5-14
at Idaho	W	7-4 6-14
at Idaho	W	11-6 7-14
at Oregon	L	3-4 7-15
at Oregon	W	8-2 8-15
Oregon	L	5-10 8-16

### 1937

**Head coach: Slats Gill**  
**8-14, 4-12 North**

North: 4th		Rec.
Willamette	L	0-5 0-1
Willamette	L	2-9 0-2
Willamette	W	5-4 1-2
Western Oregon	W	6-4 2-2
at Western Oregon	W	13-12 3-2
Oregon	L	1-7 3-3
at Oregon	L	0-14 3-4
Idaho	L	9-11 3-5
Idaho	W	6-3 4-5
Washington St.	L	6-16 4-6
Washington St.	L	0-13 4-7
Washington	L	2-11 4-8
Washington	W	17-7 5-8
at Portland	W	5-2 6-8
at Washington St.	L	2-5 6-9
at Washington St.	L	3-17 6-10
at Idaho	W	8-5 7-10
at Idaho	W	5-3 8-10
at Washington	L	3-4 8-11
at Washington	L	3-13 8-12
at Oregon	L	0-8 8-13
at Oregon	L	3-10 8-14

### 1938

**Head coach: Ralph Coleman**  
**18-7, 10-6 North**

North: 1st		Rec.
at Western Oregon	W	4-1 1-0
Western Oregon	W	12-1 2-0
Pacific (Ore.)	W	5-0 3-0
Pacific (Ore.)	W	17-5 4-0
Pacific (Ore.)	W	16-4 5-0
Portland	W	5-3 6-0
Portland	W	5-2 7-0
at Oregon	L	1-4 7-1
Oregon	W	11-2 8-1
Linfield	W	10-7 9-1
at Linfield	L	4-6 9-2
Washington St.	W	7-1 10-2
Washington St.	W	10-2 11-2
Idaho	W	7-4 12-2
Idaho	W	11-9 13-2
Washington	W	6-3 14-2
Washington	W	5-3 15-2
at Idaho	W	12-3 16-2
at Idaho	L	2-5 16-3
at Washington St.	L	0-4 16-4
at Washington St.	L	0-4 16-5
at Washington	W	3-2 17-5
at Washington	W	4-2 18-5
Oregon	L	5-9 18-6
at Oregon	L	7-9 18-7

### 1939

**Head coach: Ralph Coleman**  
**15-9, 7-8 North**

North: 3rd		Rec.
Willamette	W	5-0 1-0
Western Oregon	W	11-0 2-0
Western Oregon	W	16-3 3-0
at Willamette	W	2-0 4-0
Willamette	W	10-7 5-0
Linfield	W	7-3 6-0
Linfield	W	17-2 7-0
Portland	L	5-6 7-1
Portland	W	12-0 8-1
Oregon	W	22-11 9-1
at Oregon	L	1-5 9-2
Idaho	W	23-14 10-2
Idaho	W	7-3 11-2
Washington St.	W	9-5 12-2
Washington St.	L	11-13 12-3
Washington	W	10-3 13-3
Washington	L	3-7 13-4
at Idaho	W	3-2 14-4
at Washington St.	L	3-7 14-5
at Washington St.	W	6-3 15-5
at Washington	L	3-5 15-6
at Washington	L	0-6 15-7
at Oregon	L	3-7 15-8
Oregon	L	0-2 15-9

### 1940

**Head coach: Ralph Coleman**  
**19-5, 13-3 North**

North: 1st		Rec.
Pacific (Ore.)	W	8-0 1-0
Willamette	L	1-10 1-1
at Willamette	W	11-6 2-1
Willamette	W	14-1 3-1
Salem Senators	W	4-2 4-1
Linfield	W	12-4 5-1
Salem Senators	L	5-15 5-2
at Oregon	W	10-3 6-2
Oregon	W	10-7 7-2
Washington St.	W	7-1 8-2
Washington St.	W	4-3 9-2
Idaho	W	9-4 10-2
Idaho	L	1-3 10-3
Washington	W	2-1 11-3
Washington	W	7-5 12-3
Portland	W	14-4 13-3

at Idaho	W	9-3 14-3
at Idaho	W	9-1 15-3
at Washington St.	L	0-8 15-4
at Washington St.	L	3-6 15-5
at Washington	W	2-1 16-5
at Washington	W	4-2 17-5
Oregon	W	5-0 18-5
at Oregon	W	4-1 19-5

### 1941

**Head coach: Ralph Coleman**  
**15-10, 8-8 North**

North: 4th		Rec.
Linfield	W	8-2 1-0
Pacific (Ore.)	W	3-2 2-0
Pacific (Ore.)	W	6-3 3-0
Western Oregon	W	12-3 4-0
Willamette	W	4-0 5-0
Salem Senators	L	6-14 5-1
at Salem Senators	L	3-9 5-2
at Pacific (Ore.)	W	3-2 6-2
at Pacific (Ore.)	W	7-1 7-2
Oregon	L	6-8 7-3
at Oregon	W	4-3 8-3
Idaho	W	14-6 9-3
Idaho	W	5-4 10-3
Washington St.	W	5-2 11-3
Washington St.	L	2-9 11-4
Washington	W	6-0 12-4
Washington	W	5-4 13-4
at Washington St.	W	4-0 14-4
at Washington St.	L	2-7 14-5
at Idaho	W	7-3 15-5
at Idaho	L	1-2 15-6
at Washington	L	4-5 15-7
at Washington	L	7-8 15-8
at Oregon	L	1-2 15-9
Oregon	L	5-9 15-10

### 1942

**Head coach: Ralph Coleman**  
**14-8, 8-6 North**

North: 3rd		Rec.
Linfield	W	6-0 1-0
Willamette	W	4-3 2-0
at Willamette	W	3-1 3-0
at Portland	L	6-8 3-1
Willamette	W	5-4 4-1
at Willamette	W	4-3 5-1
Pacific (Ore.)	W	14-0 6-1
Pacific (Ore.)	L	5-6 6-2
at Oregon	W	2-1 7-2
Washington St.	W	11-0 8-2
Washington St.	W	4-0 9-2
Idaho	W	16-3 10-2
Washington	W	7-3 11-2
Washington	W	9-6 12-2
Oregon	L	5-6 12-3
at Idaho	W	4-6 13-3
at Idaho	W	13-6 14-3
at Washington St.	L	5-6 14-4
at Washington St.	L	4-7 14-5
at Washington	L	2-10 14-6
at Washington	L	2-3 14-7
at Oregon	L	3-4 14-8

### 1943

**Head coach: Ralph Coleman**  
**14-6, 12-4 North**

North: 2nd		Rec.
Camp Adair	W	3-1 1-0
Oregon	L	1-14 1-1
at Oregon	W	4-3 2-1
Idaho	W	8-7 3-1
Idaho	W	15-2 4-1
Washington St.	W	7-4 5-1
Washington St.	W	8-6 6-1
Washington	L	1-3 6-2
Washington	W	7-0 7-2
at Willamette	L	5-6 7-3

at Washington St.	W	2-1	8-3
at Washington St.	W	6-2	9-3
at Idaho	W	9-0	10-3
at Idaho	W	5-4	11-3
at Washington	L	0-2	11-4
at Washington	W	6-3	12-4
Willamette	W	17-1	13-4
Camp Adair	L	4-8	13-5
Oregon	W	6-4	14-5
at Oregon	L	1-9	14-6

**1944-1945**

No varsity baseball - World War II

**1946**

Head coach: Ralph Coleman

16-10, 10-6 North

North: 2nd

			Rec.
Salem Senators	L	2-8	0-1
Salem Senators	L	2-14	0-2
Salem Senators	L	0-10	0-3
at Willamette	W	17-7	1-3
Willamette	W	15-8	2-3
Willamette	W	3-2	3-3
Pacific (Ore.)	W	9-5	4-3
Linfield	W	13-1	5-3
Washington St.	W	14-10	6-3
Washington St.	W	3-1	7-3
Idaho	L	12-14	7-4
Idaho	W	2-1	8-4
Washington	L	7-9	8-5
Washington	L	2-6	8-6
at Portland	L	3-7	8-7
at Portland	W	14-0	9-7
at Idaho	W	7-0	10-7
at Idaho	W	13-9	11-7
at Washington St.	W	10-6	12-7
at Washington St.	L	5-9	12-8
at Washington	W	5-0	13-8
at Washington	L	1-5	13-9
at Oregon	W	4-3	14-9
Oregon	W	10-6	15-9
at Oregon	L	3-5	15-10
Oregon	W	9-5	16-10

**1947**

Head coach: Ralph Coleman

14-11, 6-10 North

North: 4th

			Rec.
Lewis & Clark	W	7-2	1-0
Lewis & Clark	W	11-1	2-0
Linfield	W	5-0	3-0
Linfield	W	6-1	4-0
Montana	W	11-8	5-0
Montana	W	1-0	6-0
Willamette	W	5-4	7-0
Willamette	W	10-3	8-0
Salem Senators	L	4-7	8-1
Idaho	W	14-7	9-1
Idaho	W	12-4	10-1
Washington St.	L	3-8	10-2
Washington St.	L	10-11	10-3
Washington	W	10-8	11-3
Washington	L	5-7	11-4
at Washington St.	W	15-10	12-4
at Washington St.	L	1-6	12-5
at Idaho	L	4-6	12-6
at Idaho	L	1-4	12-7
at Washington	L	7-9	12-8
at Washington	W	10-9	13-8
Oregon	W	9-8	14-8
at Oregon	L	0-6	14-9
Oregon	L	7-9	14-10
at Oregon	L	6-8	14-11



The 1952 Team

**1948**

Head coach: Ralph Coleman

7-7, 4-7 North

North: 4th

			Rec.
Salem Senators	W	6-5	1-0
Salem Senators	W	12-6	2-0
at Portland	L	5-6	2-1
at Portland	W	4-2	3-1
Washington	W	5-2	4-1
Washington	L	1-4	4-2
at Idaho	L	5-6	4-3
at Idaho	W	8-3	5-3
at Washington St.	L	6-11	5-4
at Washington	W	5-1	6-4
at Washington	L	3-7	6-5
at Oregon	W	7-1	7-5
at Oregon	L	8-9	7-6
Oregon	L	10-13	7-7

**1949**

Head coach: Ralph Coleman

15-8, 8-7 North

North: 3rd

			Rec.
Portland	W	6-4	1-0
Linfield	W	12-5	2-0
Salem Senators	W	10-8	3-0
at Lewis & Clark	W	13-4	4-0
at Lewis & Clark	W	20-8	5-0
at Portland	W	19-14	6-0
at Portland	L	3-16	6-1
Lewis & Clark	W	11-2	7-1
Idaho	W	11-6	8-1
Idaho	W	13-6	9-1
Washington St.	L	1-11	9-2
Washington St.	L	2-4	9-3
Washington	W	17-7	10-3
Washington	W	18-8	11-3
at Washington St.	L	9-10	11-4
at Washington St.	L	3-4	11-5
at Idaho	W	5-2	12-5
at Idaho	W	10-4	13-5
at Washington	W	7-3	14-5
at Washington	L	5-6	14-6
at Oregon	L	6-7	14-7
Oregon	W	15-7	15-7
at Oregon	L	7-10	15-8

**1950**

Head coach: Ralph Coleman

7-12, 5-9 North

North: 4th

			Rec.
Portland State	W	7-4	1-0
Pacific (Ore.)	L	0-3	1-1
Willamette	L	5-6	1-2
Salem Senators	W	6-0	2-2
Salem Senators	L	0-4	2-3
Idaho	W	9-4	3-3
Idaho	W	14-5	4-3
Washington	W	14-4	5-3

Washington	L	5-11	5-4
at Idaho	L	3-5	5-5
at Idaho	L	4-5	5-6
at Washington St.	L	1-8	5-7
at Washington St.	L	1-4	5-8
at Washington	L	0-4	5-9
at Washington	L	0-1	5-10
Oregon	W	20-2	6-10
at Oregon	W	6-3	7-10
at Oregon	L	6-10	7-11
Oregon	L	4-7	7-12

**1951**

Head coach: Ralph Coleman

23-6, 10-4 North

North: 1st

			Rec.
Linfield	W	10-9	1-0
Linfield	W	4-3	2-0
Portland	W	7-5	3-0
at Oregon	W	10-4	4-0
Portland State	W	5-1	5-0
Lewis & Clark	W	2-0	6-0
Lewis & Clark	W	10-2	7-0
at Portland	W	16-2	8-0
Oregon	W	18-8	9-0
Willamette	W	12-4	10-0
Willamette	W	20-2	11-0
Linfield	W	15-7	12-0
Idaho	W	8-4	13-0
Idaho	W	3-2	14-0
Washington St.	W	7-4	15-0
Washington St.	W	11-10	16-0
Washington	W	12-3	17-0
Washington	W	5-2	18-0
at Washington St.	L	3-7	18-1
at Washington St.	L	5-6	18-2
at Washington	W	8-3	19-2
at Washington	L	1-11	19-3
at Oregon	L	2-10	19-4
Oregon	W	16-2	20-4
at Oregon	W	6-1	21-4
Oregon	W	5-1	22-4
at USC	L	4-6	22-5
at USC	W	12-1	23-5
at USC	L	7-10	23-6

**1952**

Head coach: Ralph Coleman

27-12, 10-6 North

North: 1st

			Rec.
Pacific (Ore.)	W	22-5	1-0
Linfield	W	5-0	2-0
Linfield	W	6-0	3-0
Portland State	W	16-3	4-0
Willamette	W	8-4	5-0
at Oregon	W	4-1	6-0
Lewis & Clark	W	4-2	7-0
Lewis & Clark	L	2-3	7-1

Portland	W	5-3	8-1
at Pacific (Ore.)	W	16-4	9-1
at Linfield	L	4-5	9-2
Oregon	L	5-12	9-3
at Lewis & Clark	W	10-4	10-3
Linfield	W	5-1	11-3
Linfield	W	22-5	12-3
Washington St.	W	9-2	13-3
Washington St.	L	3-9	13-4
at Portland	W	19-8	14-4
Idaho	L	15-16	14-5
Idaho	W	7-4	15-5
Washington	W	7-1	16-5
Washington	W	10-8	17-5
at Idaho	W	16-5	18-5
at Idaho	W	3-1	19-5
at Washington St.	L	3-5	19-6
at Washington St.	W	6-5	20-6
at Washington	W	6-2	21-6
at Washington	L	6-10	21-7
Seattle	L	6-8	21-8
Oregon	W	3-1	22-8
at Oregon	L	13-14	22-9
Oregon	W	7-6	23-9
at Oregon	L	5-18	23-10
USC	W	12-10	24-10
USC	W	5-4	25-10
Fresno State	W	2-1	26-10
Fresno State	W	8-4	27-10
vs. Duke	L	7-18	27-11
vs. Texas	L	1-10	27-12

**1953**

Head coach: Ralph Coleman

15-9, 8-3 North

North: 2nd

			Rec.
at Grant Tech	W	9-4	1-0
at California	L	3-4	1-1
at San Jose State	W	6-4	2-1
at Fresno State	L	3-5	2-2
at Fresno State	W	4-3	3-2
Willamette	L	6-7	3-3
at Oregon	W	8-2	4-3
Lewis & Clark	W	9-1	5-3
at Willamette	L	4-5	5-4
Oregon	L	6-8	5-5
Linfield	W	17-16	6-5
Portland	W	8-3	7-5
Idaho	W	4-1	8-5
Idaho	L	2-3	8-6
Washington St.	L	4-8	8-7
Washington St.	W	13-5	9-7
Seattle	L	6-8	9-8
at Washington St.	W	3-0	10-8
at Washington St.	W	8-3	11-8
at Idaho	W	13-9	12-8
at Idaho	W	3-2	13-8
at Washington	W	9-4	14-8
at Washington	W	9-1	15-8
at Oregon	L	1-2	15-9

**1954**

**Head coach: Ralph Coleman**  
**12-8, 10-6 North**

**North: 2nd**

			Rec.
at Lewis & Clark	W	11-0	1-0
at Oregon	L	3-5	1-1
Willamette	L	3-4	1-2
Salem Senators	W	9-4	2-2
Washington St.	W	7-1	3-2
Washington St.	W	6-4	4-2
Idaho	W	11-3	5-2
Idaho	W	8-7	6-2
Washington	W	17-6	7-2
Washington	W	32-7	8-2
at Idaho	L	0-4	8-3
at Idaho	W	10-5	9-3
at Washington St.	W	8-4	10-3
at Washington St.	L	2-10	10-4
at Washington	L	3-5	10-5
at Washington	W	7-4	11-5
Oregon	L	7-9	11-6
at Oregon	W	7-3	12-6
Oregon	L	6-12	12-7
at Oregon	L	0-4	12-8

**1955**

**Head coach: Ralph Coleman**  
**15-10, 8-4 North**

**North: 2nd**

			Rec.
at Cal-Davis	W	10-1	1-0
at California	L	2-7	1-1
at Stanford	L	9-15	1-2
at San Jose State	L	1-9	1-3
at Fresno State	L	1-8	1-4
at Fresno State	L	7-9	1-5
at Portland	W	12-1	2-5
Linfield	W	7-1	3-5
Willamette	W	3-2	4-5
at Lewis & Clark	W	5-2	5-5
Portland State	W	21-3	6-5
at Salem Senators	L	1-3	6-6
Idaho	W	16-3	7-6
Washington	W	9-0	8-6
Washington	W	9-5	9-6
McChord Air Force	W	8-2	10-6
at Washington St.	W	29-12	11-6
at Idaho	W	13-5	12-6
at Washington St.	W	9-1	13-6
at Washington	L	1-2	13-7
at Washington	L	5-6	13-8
Oregon	L	1-7	13-9
at Oregon	W	15-7	14-9
Oregon	W	6-4	15-9
at Oregon	L	4-10	15-10

**1956**

**Head coach: Ralph Coleman**  
**17-13, 7-8 North**

**North: 3rd**

			Rec.
vs. Idaho	W	5-2	1-0
vs. Idaho	W	13-2	2-0
vs. Washington St.	W	4-3	3-0
vs. Washington St.	W	4-3	4-0
Western Oregon	W	5-4	5-0
Lewis & Clark	W	5-1	6-0
Linfield	L	4-5	6-1
at Lewis & Clark	W	6-1	7-1
at Willamette	L	4-6	7-2
at Portland	L	4-9	7-3
Portland	L	2-12	7-4
Portland State	W	3-1	8-4
Portland State	W	4-3	9-4
at Linfield	W	3-2	10-4
Willamette	W	10-8	11-4
at Oregon	L	2-11	11-5
Oregon	L	4-11	11-6
Idaho	W	3-2	12-6
Idaho	W	16-13	13-6
Washington St.	L	5-7	13-7

Washington St.	L	6-12	13-8
Washington	L	12-15	13-9
Washington	L	5-9	13-10
at Idaho	W	7-5	14-10
at Idaho	W	6-1	15-10
at Washington St.	L	0-4	15-11
at Washington St.	L	3-9	15-12
at Washington	W	5-0	16-12
at Washington	L	0-1	16-13
Oregon	W	11-10	17-13

**1957**

**Head coach: Ralph Coleman**  
**18-13, 8-7 North**

**North: 2nd**

			Rec.
vs. Idaho	L	3-6	0-1
vs. Idaho	W	15-3	1-1
vs. Washington St.	L	10-11	1-2
vs. Washington St.	W	1-0	2-2
Western Oregon	W	3-1	3-2
Western Oregon	W	5-4	4-2
Willamette	W	15-4	5-2
Linfield	L	7-8	5-3
Linfield	W	4-3	6-3
at Portland	W	4-0	7-3
at Portland	W	10-3	8-3
at Linfield	L	6-9	8-4
at Willamette	W	13-10	9-4
Portland	W	6-5	10-4
Portland	L	2-6	10-5
Eugene Emeralds	L	6-7	10-6
Oregon	W	8-5	11-6
at Oregon	L	4-8	11-7
Washington St.	W	12-2	12-7
Washington St.	W	11-4	13-7
Idaho	L	4-6	13-8
Washington	W	7-6	14-8
Washington	W	4-3	15-8
at Washington St.	W	3-1	16-8
at Washington St.	L	2-3	16-9
at Idaho	W	7-4	17-9
at Idaho	L	0-1	17-10
at Washington	L	2-5	17-11
at Washington	L	7-9	17-12
at Oregon	W	8-0	18-12
Oregon	L	1-4	18-13

**1958**

**Head coach: Ralph Coleman**  
**18-11, 10-4 North**

**North: 1st**

			Rec.
vs. Washington St.	W	3-1	1-0
vs. Idaho	L	2-3	1-1
vs. Montana	W	16-5	2-1
at Western Oregon	W	7-1	3-1
at Linfield	L	0-4	3-2
at Linfield	W	23-3	4-2
at Lewis & Clark	W	13-7	5-2
Willamette	L	1-2	5-3
Linfield	W	5-0	6-3
Western Oregon	W	10-1	7-3
Portland	L	5-10	7-4
Portland	L	1-5	7-5
Portland State	W	12-0	8-5
Idaho	W	3-1	9-5
Idaho	W	4-2	10-5
Washington St.	L	5-20	10-6
Washington St.	W	3-2	11-6
Washington	W	14-0	12-6
Washington	W	15-7	13-6
at Idaho	L	2-4	13-7
at Idaho	W	13-1	14-7
at Washington St.	L	5-14	14-8
at Washington St.	L	2-3	14-9
at Washington	W	10-4	15-9
at Washington	W	8-7	16-9
Oregon	W	4-3	17-9
at Oregon	W	5-3	18-9
USC	L	0-7	18-10
USC	L	0-15	18-11

**1959**

**Head coach: Ralph Coleman**  
**21-7, 7-5 North**

**North: 4th**

			Rec.
vs. Washington St.	W	5-4	1-0
vs. Montana	W	10-2	2-0
vs. Idaho	W	10-2	3-0
at Lewis & Clark	W	6-4	4-0
at Portland	W	13-4	5-0
Lewis & Clark	W	10-0	6-0
Lewis & Clark	W	12-4	7-0
at Linfield	W	9-2	8-0
at Willamette	W	10-2	9-0
Western Oregon	W	14-1	10-0
Portland State	W	9-6	11-0
Portland	W	3-2	12-0
Portland	W	4-2	13-0
Linfield	W	15-5	14-0
Oregon	W	5-2	15-0
at Oregon	L	4-8	15-1
Eugene Emeralds	L	9-10	15-2
Washington St.	L	1-6	15-3
Washington St.	W	6-5	16-3
Idaho	W	11-0	17-3
Idaho	W	14-6	18-3
Washington	W	13-4	19-3
at Washington St.	L	5-10	19-4
at Washington St.	L	3-4	19-5
at Washington	L	2-4	19-6
at Washington	L	4-5	19-7
at Oregon	W	11-0	20-7
Oregon	W	7-4	21-7

**1960**

**Head coach: Ralph Coleman**  
**18-5, 7-5 North**

**North: 2nd**

			Rec.
at Whitman	W	23-1	1-0
at Whitman	W	10-1	2-0
vs. Washington St.	W	4-3	3-0
vs. Idaho	W	4-3	4-0
vs. Montana	W	6-5	5-0
Lewis & Clark	W	6-5	6-0
Lewis & Clark	W	3-0	7-0
at Portland	W	9-4	8-0
Linfield	W	6-4	9-0
Portland	W	8-7	10-0
at Oregon	L	0-5	10-1
Oregon	W	4-0	11-1
Idaho	W	5-0	12-1
Idaho	W	7-2	13-1
Washington	W	9-6	14-1
Washington	W	11-6	15-1
at Washington St.	L	0-3	15-2
at Washington St.	L	2-11	15-3
at Idaho	L	9-13	15-4
at Idaho	W	9-4	16-4
at Washington	L	3-5	16-5
at Washington	W	9-0	17-5
Oregon	W	11-8	18-5

**1961**

**Head coach: Ralph Coleman**  
**27-14, 8-6 North**

**North: 2nd**

			Rec.
at Fresno State	L	4-1	0-1
at Fresno State	L	0-16	0-2
at California	L	5-6	0-3
at CSU-Sacramento	L	7-8	0-4
at UC-Davis	L	16-17	0-5
Pacific (Ore.)	W	21-2	1-5
Lewis & Clark	W	17-0	2-5
Lewis & Clark	W	21-2	3-5
at Portland	W	8-6	4-5
Portland State	W	7-0	5-5
Linfield	W	14-3	6-5
Linfield	W	7-4	7-5
at Lewis & Clark	W	8-1	8-5
at Lewis & Clark	W	25-2	9-5

Willamette	L	0-3	9-6
Willamette	W	8-4	10-6
Portland	W	12-2	11-6
at Linfield	W	3-1	12-6
at Linfield	W	6-5	13-6
at Willamette	W	17-0	14-6
Idaho	W	6-2	15-6
Washington St.	W	10-3	16-6
Washington St.	W	5-3	17-6
Washington	W	3-1	18-6
at Idaho	L	9-10	18-7
at Idaho	L	7-8	18-8
at Washington St.	L	8-9	18-9
at Washington St.	L	2-3	18-10
at Washington	W	5-3	19-10
at Washington	L	1-2	19-11
at Oregon	W	4-1	20-11
at Oregon	W	7-6	21-11
Oregon	L	3-8	21-12
Oregon	W	7-6	22-12
vs. Hawaii Marines	W	5-3	23-12
vs. Hickam Field AFB	W	4-1	24-12
vs. Pearl Harbor	W	6-2	25-12
vs. SUBPAC	W	4-3	26-12
vs. Hawaii	W	3-0	27-12
vs. Naval Air	L	1-3	27-13
vs. Keio, Japan	L	2-3	27-14

**1962**

**Head coach: Ralph Coleman**  
**26-6, 11-4 North**

**North: 1st**

			Rec.
at Nevada	W	9-1	1-0
at Nevada	W	15-3	2-0
at Nevada	W	5-3	3-0
at Portland State	W	13-2	4-0
Portland	W	13-1	5-0
Willamette	W	8-0	6-0
Linfield	W	7-2	7-0
Linfield	W	5-4	8-0
at Linfield	W	9-7	9-0
Portland State	W	7-1	10-0
at Portland	W	16-0	11-0
Seattle	W	10-0	12-0
Seattle	W	14-6	13-0
Pacific (Ore.)	W	12-0	14-0
at Willamette	W	11-3	15-0
at Oregon	W	8-6	16-0
Oregon	W	8-6	17-0
Idaho	W	7-5	18-0
Idaho	L	4-8	18-1
Washington St.	W	6-1	19-1
Washington	W	10-0	20-1
Washington	W	13-3	21-1
at Idaho	W	5-0	22-1
at Idaho	W	16-12	23-1
at Washington St.	L	9-10	23-2
at Washington St.	W	7-5	24-2
at Washington	W	4-0	25-2
at Washington	W	15-2	26-2
Oregon	L	0-1	26-3
at Oregon	L	2-3	26-4
at Santa Clara	L	1-8	26-5
at Santa Clara	L	5-7	26-6


**1963**

**Head coach: Ralph Coleman**  
**23-12, 11-4 North**

**North: 1st**

			Rec.
at Arizona	W	7-4	1-0
at Arizona	W	4-3	2-0
at Arizona	L	2-3	2-1
at Arizona State	L	4-5	2-2
at Arizona State	W	8-6	3-2
at Arizona State	W	8-5	4-2
at Arizona State	L	2-7	4-3
at Linfield	L	0-1	4-4
at Linfield	L	3-4	4-5





A view of what is now Goss Stadium in 1967

Portland	W	8-3	5-5
Linfield	W	4-3	6-5
Linfield	W	5-3	7-5
at Portland	W	12-0	8-5
vs. Lewis & Clark	W	6-2	9-5
Seattle	W	7-2	10-5
Seattle	W	5-3	11-5
Portland State	L	2-6	11-6
Washington St.	W	9-3	12-6
Washington St.	W	7-5	13-6
Idaho	W	9-0	14-6
Washington	W	8-0	15-6
Washington	W	9-1	16-6
at Washington St.	L	4-7	16-7
at Washington St.	W	8-5	17-7
at Idaho	L	6-9	17-8
at Idaho	W	22-6	18-8
at Washington	W	2-1	19-8
at Washington	W	5-4	20-8
at Oregon	W	3-0	21-8
at Oregon	L	1-2	21-9
Oregon	W	5-0	22-9
Oregon	L	3-4	22-10
USC	L	5-6	22-11
USC	W	8-6	23-11
USC	L	5-7	23-12

**1964**

**Head coach: Ralph Coleman**  
**25-11, 8-8 North**  
**North: 3rd**

		Rec.
at Southern Oregon	W	9-0 1-0
at Southern Oregon	W	4-0 2-0
at California	L	0-3 2-1
at Stanford	W	6-0 3-1
at Stanford	W	9-7 4-1
at Santa Clara	L	0-4 4-2
at Chico State	W	4-3 5-2
at Chico State	W	19-1 6-2
at Chico State	W	6-5 7-2
at Linfield	W	6-2 8-2
at Linfield	W	3-1 9-2
at Portland State	W	10-2 10-2
Linfield	L	5-6 10-3
Pacific (Ore.)	W	7-2 11-3
Portland	W	10-0 12-3
Portland State	W	20-1 13-3
at Portland	W	19-6 14-3
Willamette	W	8-1 15-3
Lewis & Clark	W	9-0 16-3
at Oregon	W	3-1 17-3
Oregon	L	2-5 17-4
Washington St.	W	3-0 18-4
Washington St.	W	2-1 19-4
Idaho	L	1-2 19-5
Idaho	W	10-4 20-5
Washington	W	12-5 21-5
Washington	W	15-2 22-5

at Willamette	W	8-1	23-5
at Idaho	L	2-5	23-6
at Idaho	W	3-1	24-6
at Washington St.	L	6-11	24-7
at Washington St.	L	6-19	24-8
at Washington	L	1-3	24-9
at Washington	L	2-4	24-10
Oregon	L	1-3	24-11
at Oregon	W	5-1	25-11

**1965**

**Head coach: Ralph Coleman**  
**15-19, 7-11 North**  
**North: 3rd**

		Rec.
at Arizona	W	8-6 1-0
at Arizona	L	1-9 1-1
at Arizona	L	6-7 1-2
at Arizona State	L	3-10 1-3
at Arizona State	L	3-9 1-4
at Arizona State	L	4-9 1-5
at Arizona State	L	0-2 1-6
at Linfield	W	9-1 2-6
Linfield	W	5-2 3-6
Linfield	W	4-3 4-6
Willamette	W	8-1 5-6
at Lewis & Clark	L	2-3 5-7
at Portland	W	9-4 6-7
Pacific (Ore.)	L	4-14 6-8
at Portland State	W	3-2 7-8
Portland	W	7-3 8-8
Oregon	W	8-7 9-8
at Oregon	W	4-3 10-8
at Oregon	L	0-1 10-9
at Washington St.	W	5-4 11-9
at Washington St.	L	0-3 11-10
at Washington St.	L	2-3 11-11
Washington	L	1-6 11-12
Washington	L	2-6 11-13
Washington	W	5-4 12-13
Washington St.	L	6-8 12-14
Washington St.	L	2-9 12-15
Washington St.	L	1-9 12-16
at Washington	W	8-3 13-16
at Washington	W	7-4 14-16
at Washington	W	4-3 15-16
at Oregon	L	1-3 15-17
Oregon	L	7-8 15-18
Oregon	L	10-13 15-19

**1966**

**Head coach: Ralph Coleman**  
**18-17, 4-13 North**  
**North: 4th**

		Rec.
at Arizona	L	3-12 0-1
at Arizona	L	3-9 0-2
at Arizona	L	2-3 0-3
at Northern Arizona	W	6-2 1-3

at Northern Arizona	W	13-11	2-3
at Grand Canyon	W	6-3	3-3
at Northern Arizona	W	8-3	4-3
Western Oregon	W	9-5	4-4
Portland State	W	7-2	5-4
at Portland State	W	4-0	6-4
at Portland State	W	3-0	7-4
Portland	W	5-4	8-4
at Linfield	W	6-1	9-4
at Linfield	W	6-5	10-4
Pacific (Ore.)	W	3-2	11-4
Portland State	W	2-1	12-4
at Oregon	W	3-2	13-4
Oregon	L	2-5	13-5
Oregon	W	4-3	14-5
at Portland	W	7-1	15-5
Washington St.	L	2-3	15-6
Washington St.	L	1-4	15-7
Washington St.	L	2-15	15-8
at Washington	L	3-4	15-9
at Washington	L	1-2	15-10
at Washington	L	6-12	15-11
at Washington St.	L	0-1	15-12
at Washington St.	L	4-5	15-13
Willamette	L	8-11	15-14
Washington	W	5-4	16-14
Washington	W	5-4	17-14
Washington	L	1-12	17-15
Oregon	L	8-9	17-16
at Oregon	L	0-4	17-17
at Oregon	L	1-2	17-18

**1967**

**Head coach: Gene Tanselli**  
**24-13, 9-6 Pacific-8**  
**Pac-8: 4th**

		Rec.
at Arizona State	W	5-1 1-0
at Arizona State	W	7-5 2-0
at Arizona State	L	3-7 2-1
vs. Albuquerque	L	0-5 2-2
vs. Grand Canyon	W	12-2 3-2
vs. Northern Arizona	L	5-11 3-3
vs. Albuquerque	L	0-5 3-4
vs. Northern Arizona	L	5-6 3-5
Portland State	W	6-3 4-5
Portland State	L	0-5 4-6
at Pacific (Ore.)	W	5-1 5-6
at Linfield	L	0-1 5-7
at Portland State	W	8-2 6-7
Oregon St. Alum (ex.)	W	7-3 7-7
Pacific (Ore.)	W	7-1 8-7
Portland	W	11-0 9-7
at Stanford	L	1-4 9-8
at Stanford	L	1-2 9-9
at California	L	3-6 9-10
at California	W	5-2 10-10
Washington	W	8-5 11-10
Washington St.	W	3-1 12-10
Washington St.	W	1-0 13-10
Western Oregon	W	6-0 14-10
vs. Washington St.	L	0-13 14-11
at Portland	W	7-3 15-11
Linfield	W	3-1 16-11
at Portland State	W	6-2 17-11
Oregon	L	1-6 17-12
Willamette	W	14-5 18-12
Portland State	W	10-0 19-12
UCLA	W	4-1 20-12
UCLA	W	5-4 21-12
USC	W	5-0 22-12
USC	L	1-5 22-13
Oregon	W	4-2 23-13
at Oregon	W	8-5 24-13

**1968**

**Head coach: Gene Tanselli**  
**23-13-1, 6-12 Pacific-8**  
**Pac-8: 7th**

		Rec.
at CSU-Sacramento	W	5-3 1-0
at Cal Poly-SLO	W	2-1 2-0
vs. UC-Santa Barbara	L	1-6 2-1
vs. Washington	W	6-2 3-1
vs. Westmont	W	7-3 4-1
vs. Chapman	W	6-5 5-1
vs. Grambling	W	10-5 6-1
Linfield	W	4-0 7-1
OSU Alumni (ex.)	W	7-3 8-1
Willamette	W	6-1 9-1
at Western Oregon	W	7-0 10-1
Pacific (Ore.)	W	10-2 11-1
at Linfield	W	10-1 12-1
at Pacific (Ore.)	T	4-4 12-1
Willamette	W	9-8 13-1
Portland State	W	6-2 14-1
Western Oregon	W	8-2 15-1
at Washington	W	2-0 16-1
at Washington St.	L	1-3 16-2
at Washington St.	W	5-2 17-2
Portland	W	7-6 18-2
at USC	L	3-7 18-3
at UCLA	L	8-11 18-4
at UCLA	L	1-2 18-5
at Stanford	L	0-2 18-6
at Stanford	L	2-11 18-7
at California	L	1-13 18-8
Eastern Oregon	W	12-11 19-8
at Oregon	L	4-5 19-9
Portland State	W	6-5 20-9
Washington St.	W	4-2 21-9
Washington	W	7-6 22-9
Washington	W	15-3 23-9
Stanford	W	4-1 24-9
California	L	1-4 24-10
California	L	1-3 24-11
UCLA	L	5-8 24-12
at Oregon	L	3-8 24-13

**1969**

**Head coach: Gene Tanselli**  
**17-20-1, 9-12 Pacific-8**  
**Pac-8: 5th**

		Rec.
Western Oregon	W	5-0 1-0
at Santa Clara	L	3-4 1-1
at Santa Clara	L	0-6 1-2
at Fresno State	L	2-8 1-3
vs. Chapman	L	3-8 1-4
vs. California	W	6-4 2-4
at UC-Santa Barbara	L	3-4 2-5
vs. Westmont	W	10-7 3-5
at Cal Poly-SLO	T	1-1 3-5
Pacific (Ore.)	W	12-2 4-5
at Portland State	W	4-0 5-5
Portland State	L	2-3 5-6
at Portland	W	21-4 6-6
Washington	W	6-5 7-6
Washington St.	W	7-6 8-6
Washington St.	W	5-4 9-6
Portland	L	2-3 9-7
at Stanford	L	0-4 9-8
at California	L	1-6 9-9
at California	L	2-9 9-10
at USC	L	1-3 9-11
at USC	L	4-8 9-12
at UCLA	L	1-2 9-13
at Washington St.	W	12-5 10-13
at Washington	W	2-1 11-13
at Washington	W	6-5 12-13
Portland State	L	1-2 12-14
Oregon	W	5-3 13-14
at Portland State	W	4-3 14-14
at Western Oregon	W	7-5 15-14
USC	L	6-8 15-15
UCLA	L	2-12 15-16
UCLA	L	1-3 15-17

# 2018 OREGON STATE BASEBALL

## YEAR-BY-YEAR

Twitter.com/BeaverBaseball  
Instagram.com/BeaverBaseball  
Facebook.com/OregonStateBaseball



1975 Oregon State Baseball Team

Stanford	L	3-4	15-18
Stanford	L	2-12	15-19
California	L	1-7	15-20
Oregon	W	9-4	16-20
at Oregon	W	3-1	17-20

### 1970

**Head coach: Gene Tanselli**  
**19-15, 6-12 North**

**North: 2nd**

			Rec.
at Fresno State	L	2-3	0-1
vs. Arizona State	L	3-10	0-2
vs. Stanford	L	13-3	0-3
vs. Air Force	W	10-0	1-3
vs. Tulsa	W	7-3	2-3
vs. USC	L	0-4	2-4
vs. St John's	W	8-1	3-4
vs. Cal-Riverside	W	2-1	4-4
Western Oregon	L	7-14	4-5
at Pacific (Ore.)	W	2-1	5-5
Portland	L	3-7	5-6
at Portland State	L	1-2	5-7
at Portland State	W	9-0	6-7
at Linfield	W	7-5	7-7
at Oregon	L	5-13	7-8
at Portland	W	3-0	8-8
Portland State	W	1-0	9-8
at Washington St.	L	1-11	9-9
Portland State	W	15-0	10-9
Washington	W	4-2	11-9
at California	W	7-3	12-9
at California	L	3-10	12-10
at Stanford	W	5-1	13-10
at Stanford	W	3-1	14-10
Lewis & Clark	W	9-2	15-10
at Western Oregon	W	5-0	16-10
UCLA	L	2-7	16-11
UCLA	L	3-4	16-12
Puget Sound	W	2-1	17-12
Oregon	L	3-5	17-13
at Oregon	W	4-2	18-13
vs. USC	L	3-11	18-14
vs. Washington St.	W	10-4	19-14
vs. UCLA	L	2-13	19-15

### 1971

**Head coach: Gene Tanselli**  
**18-17, 6-10 North**

**North: 3rd**

			Rec.
at UC-Riverside	L	6-7	0-1
vs. Kansas State	L	9-10	0-2
vs. Air Force	W	2-0	1-2
vs. Brigham Young	W	5-2	2-2
vs. Arizona State	L	4-5	2-3
vs. Stanford	L	5-10	2-4
vs. Oklahoma	L	4-6	2-5
vs. Puget Sound	L	5-9	2-6
vs. St Mary's (Calif.)	W	6-1	3-6
vs. Seattle	W	4-3	4-6
Puget Sound	W	14-6	5-6
Oregon	W	4-2	6-6
at Pacific (Ore.)	W	8-0	7-6
Linfield	W	12-6	8-6
Washington	W	4-3	9-6

Washington	W	5-4	10-6
Portland	L	0-3	10-7
at Washington	W	4-1	11-7
at Washington St.	L	0-1	11-8
at Washington St.	L	7-8	11-9
at Portland	W	8-4	12-9
Portland State	W	10-5	13-9
at UCLA	L	3-4	13-10
at UCLA	L	1-5	13-11
at USC	L	4-10	13-12
at USC	L	6-9	13-13
at Portland State	W	10-6	14-13
Lewis & Clark	W	7-6	15-13
Stanford	W	4-3	16-13
Stanford	L	7-16	16-14
California	L	1-2	16-15
California	L	5-12	16-16
Portland State	W	10-5	17-16
at Oregon	W	10-6	18-16
Oregon	L	3-4	18-17

### 1972

**Head coach: Gene Tanselli**  
**13-24, 2-15 North**

**North: 4th**

			Rec.
vs. Loyola (Calif.)	W	10-6	1-0
vs. Cal-Irvine	L	2-7	1-1
vs. Chapman	W	4-3	2-1
vs. Brigham Young	W	5-2	3-1
vs. Cal State-Fullerton	L	5-6	3-2
vs. Colorado	W	6-3	4-2
vs. Cal State-Fullerton	L	4-13	4-3
Willamette	W	6-2	5-3
vs. Seattle	L	6-8	5-4
at Portland State	L	0-1	5-5
Western Oregon	L	5-6	5-6
Portland	W	2-1	6-6
at Oregon	L	6-7	6-7
Oregon	L	1-7	6-8
Oregon	L	0-14	6-9
at Portland State	L	2-3	6-10
at Pacific (Ore.)	W	10-0	7-10
Washington St.	L	0-7	7-11
Washington St.	L	1-7	7-12
Washington St.	L	2-11	7-13
Portland State	W	4-3	8-13
Linfield	W	11-3	9-13
at Washington St.	L	5-6	9-14
at Washington St.	L	3-4	9-15
at Washington St.	L	3-9	9-16
at Portland	L	3-4	9-17
at Southern Oregon	W	8-5	10-17
Washington	L	7-9	10-18
Washington	L	1-2	10-19
Washington	W	7-1	11-19
Washington	L	3-7	11-20
Washington	W	9-2	12-20
at Western Oregon	W	5-4	13-20
at Portland State	L	1-8	13-21
Oregon	L	1-10	13-22
at Oregon	L	3-10	13-23
at Oregon	L	2-3	13-24

### 1973

**Head coach: Jack Riley**  
**15-20-1, 5-13 North**

**North: 4th**

			Rec.
vs. Utah	W	8-2	1-0
at San Diego State	L	4-5	1-1
vs. Utah	W	8-4	2-1
at San Diego State	L	6-11	2-2
at San Diego	L	1-4	2-3
Western Oregon	W	12-3	3-3
vs. Seattle	T	2-2	3-3
at Portland State	W	12-4	4-3
at Portland State	L	0-1	4-4
Portland	W	11-4	5-4
Washington	W	11-7	6-4
Washington	W	11-1	7-4
Washington	W	9-1	8-4
Southern Oregon	L	3-4	8-5
Willamette	W	6-0	9-5
Oregon	W	9-8	10-5
at Oregon	L	4-7	10-6
at Oregon	L	6-9	10-7
at Washington St.	L	4-9	10-8
at Washington St.	L	3-6	10-9
at Washington St.	L	6-7	10-10
Portland State	W	5-4	11-10
at Lewis & Clark	L	2-6	11-11
Washington St.	L	6-26	11-12
Washington St.	L	2-5	11-13
Washington St.	L	1-4	11-14
at Portland	L	4-7	11-15
Lewis & Clark	W	2-1	12-15
at Washington	L	2-3	12-16
at Washington	L	1-2	12-17
at Washington	W	3-1	13-17
Portland State	W	9-2	14-17
at Western Oregon	W	2-1	15-17
at Oregon	L	0-10	15-18
Oregon	L	1-2	15-19
Oregon	L	5-7	15-20

### 1974

**Head coach: Jack Riley**  
**16-23, 6-12 North**

**North: 3rd**

			Rec.
at Chico State	L	4-5	0-1
at Chico State	L	5-8	0-2
at Santa Clara	L	4-7	0-3
at Cal State-Hayward	L	3-4	0-4
at San Francisco	W	6-0	1-4
at San Jose State	L	7-11	1-5
at CSU-Hayward	W	14-3	2-5
at San Jose State	L	7-9	2-6
at CSU-Sacramento	W	9-5	3-6
at Humboldt State	L	7-12	3-7
Portland State	W	4-2	4-7
vs. Puget Sound	L	0-1	4-8
vs. Washington	L	3-4	4-9
at Portland State	L	3-12	4-10
Washington St.	L	6-7	4-11
Washington St.	L	1-3	4-12
Washington St.	L	1-15	4-13
Portland	W	3-2	5-13
Southern Oregon	W	11-2	6-13
at Washington	W	3-1	7-13
at Washington	L	1-2	7-14
at Washington	L	4-5	7-15
at Portland State	L	1-5	7-16
at Oregon	L	2-12	7-17
Oregon	W	3-2	8-17
Oregon	L	2-7	8-18
at Portland	W	6-3	9-18
Western Oregon	W	5-3	10-18
Washington	W	7-1	11-18
Washington	W	11-1	12-18
Washington	W	8-7	13-18
at Portland State	W	8-1	14-18
at Washington St.	L	6-7	14-19
at Washington St.	L	2-3	14-20

at Washington St.	L	2-3	14-21
Oregon Tech	W	15-5	15-21
Oregon	W	7-6	16-21
at Oregon	L	9-10	16-22
at Oregon	L	5-6	16-23

### 1975

**Head coach: Jack Riley**  
**28-10-1, 13-5 North**

**North: 2nd**

			Rec.
vs. Puget Sound	W	13-3	1-0
vs. Washington St.	L	2-5	1-1
vs. Gonzaga	W	5-2	2-1
vs. Boise State	W	10-3	3-1
vs. West. Washington	W	7-0	4-1
vs. Lewis-Clark State	W	8-3	5-1
at Santa Clara	T	2-2	5-1
at San Jose State	L	4-5	5-2
at CSU-Stanislaus	W	8-7	6-2
vs. California	W	6-3	7-2
vs. UNLV	L	3-4	7-3
vs. Air Force	W	7-2	8-3
vs. Laverne	W	4-3	9-3
Pacific (Ore.)	W	8-7	10-3
at Washington St.	L	0-7	10-4
at Washington St.	W	11-3	11-4
at Washington St.	W	10-7	12-4
Western Oregon	W	8-7	13-4
Washington	W	14-2	14-4
Washington	W	10-9	15-4
Washington	W	22-9	16-4
at Portland State	W	9-5	17-4
Puget Sound	L	2-3	17-5
Oregon	W	3-0	18-5
at Oregon	L	6-8	18-6
at Oregon	W	7-4	19-6
at Washington	W	10-5	20-6
at Washington	W	6-2	21-6
at Washington	W	9-0	22-6
at Pacific (Ore.)	W	7-2	23-6
Western Oregon	W	9-7	24-6
at Washington St.	L	8-11	24-7
at Washington St.	L	3-7	24-8
at Washington St.	W	6-7	25-8
at Portland	W	5-4	26-8
at Oregon	L	1-7	26-9
Oregon	W	6-5	27-9
Oregon	W	11-7	28-9
at Washington St.	L	4-6	28-10

### 1976

**Head coach: Jack Riley**  
**31-15, 12-6 North**

**North: 2nd**

			Rec.
Pacific (Ore.)	W	7-1	1-0
Pacific (Ore.)	W	3-0	2-0
at Chico State	W	7-2	3-0
vs. Delaware	W	2-1	4-0
vs. Eastern Michigan	L	1-5	4-1
vs. Arizona State	L	9-11	4-2
vs. Stanford	L	6-8	4-3
at UC-Riverside	W	3-2	5-3
vs. Tulsa	W	1-0	6-3
vs. Brigham Young	W	5-0	7-3
at CSU-Los Angeles	L	0-3	7-4
at USC	L	5-6	7-5
at CSU-Los Angeles	L	5-13	7-6
vs. Grand Canyon	L	1-5	7-7
vs. UNLV	L	5-7	7-8
vs. Brigham Young	W	13-7	8-8
vs. Arizona State	L	8-9	8-9
vs. Washington St.	W	11-2	9-9
Portland	W	15-2	10-9
at Pacific (Ore.)	W	10-0	11-9
Portland State	W	6-1	12-9
Western Oregon	W	14-6	13-9
at Washington	L	2-3	13-10
at Washington	W	9-1	14-10
Western Oregon	W	8-2	15-10

Washington St.	W	4-0	16-10
Washington St.	W	2-1	17-10
Washington St.	L	2-12	17-11
at Portland	W	4-3	18-11
Linfield	W	11-2	19-11
at Oregon	W	9-5	20-11
Oregon	W	8-0	21-11
Oregon	W	3-1	22-11
Western Oregon	W	9-1	23-11
Puget Sound	W	3-0	24-11
at Washington St.	L	0-1	24-12
at Washington St.	L	3-13	24-13
at Washington St.	L	2-3	24-14
at Portland State	W	7-1	25-14
Washington	W	8-3	26-14
Washington	W	8-3	27-14
Washington	W	7-6	28-14
Washington	W	12-3	29-14
Oregon	W	10-0	30-14
Oregon	L	2-3	30-15
at Oregon	W	4-3	31-15

**1977**

<b>Head coach: Jack Riley</b>			
<b>31-17, 12-6 North</b>			
<b>North: 2nd</b>			
		<b>Rec.</b>	
Pacific (Ore.)	W	6-0	1-0
Pacific (Ore.)	W	4-1	2-0
at Chico State	W	4-1	3-0
at Chico State	W	5-3	4-0
vs. Cal Poly	W	12-9	5-0
at USC	L	3-4	5-1
at Cal State Fullerton	L	1-6	5-2
vs. Pepperdine	L	12-14	5-3
vs. Northern Arizona	L	6-13	5-4
vs. Grand Canyon	W	7-1	6-4
at Arizona State	L	6-11	6-5
vs. Arizona	L	3-7	6-6
at Cal Poly	L	5-7	6-7
at San Jose State	W	3-1	7-7
at Santa Clara	W	1-0	8-7
vs. San Francisco	W	17-2	9-7
vs. Pacific (Calif.)	L	4-5	9-8
vs. Arizona	L	3-11	9-9
vs. Stanford	L	0-9	9-10
vs. San Diego State	W	7-5	10-10
Western Oregon	W	15-1	11-10
Washington	W	8-1	12-10
Washington	W	4-3	13-10
Washington	W	11-3	14-10
at Linfield	W	7-3	15-10
Western Oregon	W	4-0	16-10
at Washington St.	L	2-4	16-11
at Washington St.	W	7-5	17-11
at Washington St.	L	0-9	17-12
Willamette	W	12-5	18-12
at Pacific (Ore.)	W	13-1	19-12
Oregon	W	4-2	20-12
at Oregon	W	6-2	21-12
at Oregon	W	10-5	22-12
Portland	W	10-3	23-12
at Willamette	W	11-5	24-12
Washington St.	L	4-11	24-13
Washington St.	W	4-3	25-13
Washington St.	L	2-5	25-14
at Washington	W	5-2	26-14
at Washington	L	1-9	26-15
at Washington	W	6-1	27-15
at Western Oregon	W	7-0	28-15
Puget Sound	W	5-2	29-15
at Oregon	W	11-4	30-15
Oregon	L	1-7	30-16
Oregon	W	18-3	31-16
at Portland State	L	4-5	31-17

**1978**

<b>Head coach: Jack Riley</b>			
<b>22-22-2, 6-9 North</b>			
<b>Pac-10 North: 3rd</b>			
		<b>Rec.</b>	
Pacific (Ore.)	W	6-1	1-0
Pacific (Ore.)	W	4-2	2-0
at Chico State	W	11-0	3-0
at Chico State	L	1-5	3-1
at CSU-Sacramento	W	19-0	4-1
at CSU-Hayward	W	1-0	5-1
at CSU-Hayward	W	2-1	6-1
at St Mary's (Calif.)	T	4-4	6-1
vs. Portland State	L	1-10	6-2
vs. CSU-Los Angeles	W	6-5	7-2
vs. CSU-Los Angeles	L	0-1	7-3
at Fresno State	L	6-11	7-4
vs. Portland State	L	2-6	7-5
at Fresno State	L	1-11	7-6
vs. California	L	5-11	7-7
vs. Maine	W	6-0	8-7
vs. Stanford	L	7-11	8-8
vs. Oral Roberts	L	1-5	8-9
vs. Cal-Riverside	W	4-2	9-9
vs. Washington St.	W	2-0	10-9
vs. Valdosta State	W	4-2	11-9
Portland	W	3-2	12-9
Southern Oregon	W	13-3	13-9
Washington St.	L	8-11	13-10
Washington St.	W	2-1	14-10
Washington St.	L	2-4	14-11
Portland State	W	23-3	15-11
at Western Oregon	L	1-5	15-12
at Puget Sound	W	25-3	16-12
at Washington	T	0-0	16-12
at Washington	W	4-3	17-12
Linfield	L	6-7	17-13
Oregon	W	5-2	18-13
Oregon	L	4-5	18-14
at Oregon	W	6-4	19-14
at Linfield	L	3-9	19-15
Washington	L	6-9	19-16
Washington	L	6-12	19-17
Washington	W	5-4	20-17
Washington	L	5-6	20-18
Western Oregon	W	9-0	21-18
at Portland	L	5-10	21-19
at Washington St.	W	5-2	22-19
at Washington St.	L	2-3	22-20
at Washington St.	L	4-5	22-21
at Oregon	L	10-12	22-22

**1979**

<b>Head coach: Jack Riley</b>			
<b>21-25, 4-11 North</b>			
<b>Pac-10 North: 3rd</b>			
		<b>Rec.</b>	
at Hawaii	L	1-2	0-1
at Hawaii	L	2-4	0-2
at Hawaii	L	13-14	0-3
at Hawaii	L	3-4	0-4
at Hawaii	L	2-5	0-5
at Hawaii	L	2-6	0-6
Pacific (Ore.)	W	4-2	1-6
Pacific (Ore.)	W	4-0	2-6
at Oregon Tech	W	19-1	3-6
at Oregon Tech	W	18-0	4-6
at Pacific (Calif.)	L	1-9	4-7
at San Jose State	W	7-2	5-7
at CSU-Stanislaus	L	4-11	5-8
at Fresno State	L	2-6	5-9
vs. Pepperdine	L	1-2	5-10
vs. Washington St.	L	3-4	5-11
vs. Wyoming	W	11-8	6-11
vs. UNLV	L	5-6	6-12
vs. Pepperdine	L	4-7	6-13
at Fresno State	L	1-9	6-14
at CSU-Sacramento	W	9-2	7-14
Portland State	W	1-0	8-14
Oregon Tech	W	5-1	9-14
Lewis & Clark	W	7-2	10-14
Willamette	W	3-2	11-14

at Washington St.	L	2-3	11-15
at Washington St.	L	1-8	11-16
at Washington St.	L	5-8	11-17
Washington	L	6-7	11-18
Washington	L	0-2	11-19
Washington	L	1-7	11-20
Oregon	W	1-0	12-20
at Oregon	W	7-3	13-20
at Oregon	W	7-3	14-20
Linfield	W	4-1	15-20
at Willamette	W	8-2	16-20
at Puget Sound	W	15-4	17-20
at Washington	L	1-12	17-21
at Washington	L	0-7	17-22
at Washington	L	3-4	17-23
Western Oregon	W	7-3	18-23
at Portland State	W	5-4	19-23
at Lewis & Clark	W	21-3	20-23
at Oregon	L	2-7	20-24
Oregon	W	2-0	21-24
Oregon	L	2-6	21-25

**1980**

<b>Head coach: Jack Riley</b>			
<b>33-16, 8-9 North</b>			
<b>Pac-10 North: 2nd</b>			
		<b>Rec.</b>	
Pacific (Ore.)	W	17-0	1-0
Pacific (Ore.)	W	6-0	2-0
at Chico State	L	6-14	2-1
at Pacific (Calif.)	W	4-3	3-1
at Long Beach State	L	2-5	3-2
at Long Beach State	W	2-1	4-2
at Long Beach State	L	4-8	4-3
at Pepperdine	W	3-2	5-3
at Pepperdine	W	7-3	6-3
vs. Oral Roberts	L	3-6	6-4
vs. Oral Roberts	W	5-4	7-4
at Fresno State	L	7-12	7-5
at Chico State	W	17-5	8-5
at Oregon Tech	W	9-3	9-5
Puget Sound	W	8-4	10-5
Puget Sound	W	14-0	11-5
Puget Sound	W	5-0	12-5
at Gonzaga	W	5-3	13-5
at Gonzaga	L	6-8	13-6
Portland State	W	3-1	14-6
Concordia	W	12-0	15-6
George Fox	W	7-4	16-6
Washington	W	2-1	17-6
at Washington St.	L	7-8	17-7
at Washington St.	L	4-7	17-8
at Washington St.	L	5-7	17-9
at Portland	W	10-4	18-9
at Linfield	W	11-7	19-9
Southern Oregon	W	10-2	20-9
at Oregon	L	3-4	20-10
Oregon	W	7-1	21-10
Oregon	W	2-1	22-10
at Portland State	W	8-4	23-10
Linfield	W	22-8	24-10
Washington St.	L	3-9	24-11
Washington St.	L	3-9	24-12
Washington St.	W	12-11	25-12
Lewis & Clark	W	11-2	26-12
at Western Oregon	W	21-3	27-12
Willamette	W	12-3	28-12
at Washington	L	2-3	28-13
at Washington	W	11-7	29-13
at Washington	L	3-4	29-14
at Washington	W	11-7	30-14
Portland	L	0-10	30-15
Western Oregon	W	9-1	31-15
at Oregon	W	8-2	32-15
at Oregon	L	3-8	32-16
Oregon	W	3-2	33-16

**1981**

<b>Head coach: Jack Riley</b>			
<b>29-14-1, 11-7 North</b>			
<b>Pac-10 North: 2nd</b>			
		<b>Rec.</b>	
Western Oregon	W	15-1	1-0
Pacific (Ore.)	W	6-5	2-0
Pacific (Ore.)	W	2-0	3-0
vs. Washington St.	L	9-12	3-1
at Lewis-Clark State	W	13-10	4-1
vs. Gonzaga	W	8-1	5-1
vs. East. Washington	W	6-3	6-1
at Lewis-Clark State	L	4-5	6-2
Oregon Tech	W	11-6	7-2
Oregon Tech	W	8-7	8-2
vs. Willamette	L	4-5	8-3
at Chico State	W	6-0	9-3
at Pacific (Calif.)	W	6-5	10-3
vs. Brigham Young	W	6-3	11-3
vs. UC-Santa Barbara	L	6-7	11-4
vs. Fresno State	L	5-8	11-5
vs. Brigham Young	L	2-3	11-6
vs. UC-Santa Barbara	W	5-2	12-6
vs. Washington St.	W	5-4	13-6
at San Jose State	L	4-14	13-7
at Chico State	T	9-9	13-7
at Washington	L	1-8	13-8
at Washington	W	7-4	14-8
Washington St.	L	3-6	14-9
Washington St.	W	6-2	15-9
Western Oregon	W	7-1	16-9
Southern Oregon	W	10-0	17-9
Oregon	L	4-11	17-10
at Oregon	W	7-3	18-10
at Oregon	W	7-5	19-10
at Washington St.	W	12-0	20-10
at Washington St.	W	9-8	21-10
at Washington St.	L	3-12	21-11
at Washington St.	L	2-8	21-12
at Portland	W	12-1	22-12
at George Fox	W	23-1	23-12
at Washington	W	11-5	24-12
Washington	W	14-12	25-12
Washington	W	10-2	26-12
Washington	L	4-14	26-13
at Western Oregon	W	6-2	27-13
at Oregon	L	8-10	27-14
Oregon	W	8-3	28-14
Oregon	W	8-6	29-14

**1982**

<b>Head coach: Jack Riley</b>			
<b>29-15, 16-8 North</b>			
<b>Pac-10 North: 1st</b>			
		<b>Rec.</b>	
vs. East. Washington	L	3-4	0-1
at Lewis-Clark State	W	15-7	1-1
vs. Washington St.	L	9-13	1-2
at Lewis-Clark State	W	10-4	2-2
at Pacific (Ore.)	W	3-1	3-2
at Oregon Tech	W	15-3	4-2
at Oregon Tech	W	14-6	5-2
at St. Mary's (Calif.)	L	3-5	5-3
at Santa Clara	W	5-1	6-3
at Pacific (Calif.)	W	5-1	7-3
vs. UC-Santa Barbara	L	6-8	7-4
at San Jose State	L	0-7	7-5
at San Jose State	W	9-2	8-5
Western Oregon	W	19-2	9-5
Portland State	W	5-4	10-5
at Portland State	W	9-2	11-5
East. Washington	W	3-1	12-5
East. Washington	L	3-4	12-6
at Washington St.	L	3-4	12-7
at Washington St.	W	13-12	13-7
at Gonzaga	W	6-5	14-7
at Gonzaga	L	7-11	14-8
Southern Oregon	W	14-5	15-8
at Portland State	W	5-4	16-8
Western Oregon	W	12-1	17-8
Washington	W	5-2	18-8
Washington	W	6-1	19-8



# 2018 OREGON STATE BASEBALL

## YEAR-BY-YEAR

Twitter.com/BeaverBaseball  
Instagram.com/BeaverBaseball  
Facebook.com/OregonStateBaseball

Portland	W	3-1	20-8
Portland	W	8-1	21-8
at Western Oregon	W	12-4	22-8
Willamette	W	5-4	23-8
at Portland	W	3-1	24-8
at Portland	L	2-4	24-9
at Washington	W	7-5	25-9
at Washington	L	5-13	25-10
Gonzaga	L	3-6	25-11
Gonzaga	W	10-9	26-11
Washington St.	W	11-5	27-11
Washington St.	W	7-6	28-11
Portland State	W	13-1	29-11
at East. Washington	L	1-2	29-12
at East. Washington	L	3-7	29-13
at Stanford	L	6-15	29-14
at Stanford	L	4-15	29-15

### 1983

**Head coach: Jack Riley**

**27-17, 17-7 North**

Pac-10 North: 1st	Rec.
vs. Washington St.	L 6-8 0-1
at Lewis-Clark State	L 7-21 0-2
vs. Washington St.	L 0-12 0-3
at Santa Clara	W 6-4 1-3
at San Jose State	L 4-5 1-4
at San Jose State	L 8-10 1-5
at San Jose State	W 7-3 2-5
at Oregon Tech	W 19-5 3-5
at Oregon Tech	W 15-0 4-5
vs. Washington	W 12-3 5-5
Linfield	W 13-1 6-5
Portland State	L 7-10 6-6
at Portland State	L 3-5 6-7
Western Oregon	W 8-0 7-7
Willamette	W 7-5 8-7
Portland State	W 11-5 9-7
at Washington St.	L 3-6 9-8
at Washington St.	L 5-6 9-9
at Lewis-Clark State	L 4-12 9-10
Willamette	W 9-1 10-10
at Western Oregon	L 10-11 10-11
Gonzaga	W 3-2 11-11
Gonzaga	W 9-3 12-11
East. Washington	W 8-5 13-11
East. Washington	L 6-7 13-12
at Linfield	L 9-13 13-13
at Portland	W 10-1 14-13
at Portland	W 2-1 15-13
at Washington	W 6-5 16-13
at Washington	L 3-7 16-14
Lewis & Clark	W 22-0 17-14
Washington	W 8-2 18-14
Washington	L 3-7 18-15
Portland	W 5-4 19-15
Portland	W 9-4 20-15
at East. Washington	W 6-0 21-15
at East. Washington	W 13-5 22-15
at Gonzaga	W 10-1 23-15
at Gonzaga	W 10-6 24-15
at Portland State	W 4-3 25-15
Washington St.	W 2-1 26-15
Washington St.	W 14-5 27-15
at Stanford	L 0-14 27-16
vs. UC-Santa Barbara	L 3-7 27-17

### 1984

**Head coach: Jack Riley**

**22-23, 11-11 North**

Pac-10 North: 4th	Rec.
vs. CSU-Sacramento	W 4-1 1-0
vs. CSU-Sacramento	W 9-1 2-0
at Fresno State	L 1-9 2-1
vs. SW Louisiana	L 6-8 2-2
vs. UC-Santa Barbara	W 6-5 3-2
vs. Brigham Young	L 5-6 3-3
vs. Washington	W 3-1 4-3

vs. UC- Santa Barbara	W 6-4 5-3
vs. Oral Roberts	L 0-6 5-4
vs. Seton Hall	W 5-3 6-4
vs. Cal State-Fullerton	L 5-14 6-5
vs. Brigham Young	L 1-3 6-6
vs. San Diego State	L 7-12 6-7
at Cal-Riverside	L 2-15 6-8
vs. Washington St.	L 7-8 6-9
at Portland	W 4-3 7-9
Portland	L 4-12 7-10
Linfield	W 11-2 8-10
at East. Washington	W 5-3 9-10
at East. Washington	W 6-4 10-10
at Washington St.	L 2-5 10-11
at Washington St.	W 11-5 11-11
Western Oregon	W 13-4 12-11
Lewis-Clark State	L 4-14 12-12
Portland State	L 0-2 12-13
Portland State	L 3-5 12-14
Washington	W 9-1 13-14
Washington	W 6-4 14-14
Willamette	W 13-5 15-14
at Portland	L 4-6 15-15
at Washington	W 4-3 16-15
at Washington	L 0-7 16-16
Washington St.	L 1-2 16-17
Washington St.	W 7-2 17-17
East. Washington	W 6-2 18-17
East. Washington	L 3-5 18-18
Portland	W 4-1 19-18
at Gonzaga	L 1-8 19-19
at Gonzaga	L 6-15 19-20
at Portland State	L 0-1 19-21
at Portland State	W 3-2 20-21
at Portland State	W 4-2 21-21
vs. Washington St.	L 4-7 21-22
vs. East. Washington	W 3-2 22-22
vs. Washington St.	L 2-7 22-23

### 1985

**Head coach: Jack Riley**

**34-17, 12-12 North**

Pac-10 North: 3rd	Rec.
at Chico State	L 4-10 0-1
at Chico State	W 9-8 1-1
at Chico State	W 36-12 2-1
Pacific (Ore.)	W 7-0 3-1
Western Oregon	W 26-4 4-1
Western Oregon	W 5-0 5-1
Western Oregon	L 6-7 5-2
at Cal-Riverside	L 6-9 5-3
vs. San Diego State	W 4-3 6-3
vs. Missouri	W 11-10 7-3
vs. Arizona State	W 13-2 8-3
at Cal-Riverside	W 5-3 9-3
vs. Harvard	W 13-10 10-3
vs. Air Force	W 14-6 11-3
vs. UCLA	W 14-6 12-3
vs. San Diego State	W 6-5 13-3
Portland	W 2-1 14-3
Willamette	W 3-1 15-3
at Portland	L 0-4 15-4
East. Washington	W 4-3 16-4
East. Washington	W 9-6 17-4
Portland	W 9-1 18-4
Oregon Tech	W 4-0 19-4
at Washington St.	L 7-8 19-5
at Washington St.	W 9-8 20-5
at Gonzaga	L 3-5 20-6
at Gonzaga	L 2-9 20-7
Linfield	W 11-3 21-7
at Portland State	W 5-1 22-7
at Portland State	L 2-5 22-8
at Washington	L 3-5 22-9
at Washington	W 5-2 23-9
at Willamette	W 13-4 24-9
Washington	W 7-4 25-9
Washington	L 6-11 25-10
Portland State	L 9-14 25-11
Portland State	L 5-15 25-12

at Linfield	W 6-4 26-12
Gonzaga	W 8-4 27-12
Gonzaga	W 15-8 28-12
Washington St.	W 12-1 29-12
Washington St.	L 4-8 29-13
at Western Oregon	W 12-0 30-13
at Portland	L 2-3 30-14
at East. Washington	W 9-6 31-14
at East. Washington	L 2-4 31-15
vs. Washington St.	W 8-7 32-15
vs. Washington St.	W 5-2 33-15
vs. Washington St.	W 4-2 34-15
at Stanford	L 3-17 34-16
at Pepperdine	L 1-6 34-17

### 1986

**Head coach: Jack Riley**

**39-15, 18-5 North**

Pac-10 North: 1st	Rec.
at Oregon Tech	L 5-6 0-1
at CSU-Sacramento	L 3-4 0-2
at CSU-Sacramento	W 1-0 1-2
at Fresno State	W 8-7 2-2
at Fresno State	L 2-13 2-3
at Fresno State	L 2-9 2-4
Lewis & Clark	W 5-1 3-4
vs. Cornell	W 12-0 4-4
vs. Tulane	L 9-11 4-5
vs. Cornell	W 5-0 5-5
vs. Wisconsin	L 6-15 5-6
vs. Notre Dame	W 4-1 6-6
at Cal-Riverside	W 13-3 7-6
vs. Washington	L 3-11 7-7
vs. Brigham Young	W 11-3 8-7
Portland State	W 9-3 9-7
at Portland State	W 6-2 10-7
at Washington St.	W 13-6 11-7
at Washington St.	L 6-7 11-8
Portland State	W 13-3 12-8
Oregon Tech	W 10-0 13-8
at Linfield	W 7-3 14-8
Gonzaga	W 7-3 15-8
Gonzaga	W 11-4 16-8
East. Washington	W 3-2 17-8
East. Washington	W 8-2 18-8
at Willamette	W 10-5 19-8
Western Oregon	W 17-9 20-8
at East. Washington	W 4-3 21-8
at East. Washington	W 7-6 22-8
at Gonzaga	W 9-6 23-8
at Gonzaga	W 10-8 24-8
at Pacific (Ore.)	W 21-3 25-8
at Portland State	W 2-1 26-8
Washington St.	L 3-4 26-9
Linfield	W 5-1 27-9
Washington	W 3-1 28-9
Washington	W 9-4 29-9
Portland	W 5-0 30-9
Portland	W 4-1 31-9
at Portland	L 7-9 31-10
at Portland	L 3-7 31-11
at Washington	W 8-5 32-11
at Washington	L 3-4 32-12
vs. Washington	W 10-2 33-12
vs. Portland	W 6-5 34-12
vs. Portland State	L 3-4 34-13
vs. Washington St.	W 11-4 35-13
vs. Portland State	W 7-4 36-13
vs. Portland State	W 8-7 37-13
vs. Arkansas	L 3-4 37-14
vs. Richmond	W 7-1 38-14
vs. Arkansas	W 1-0 39-14
vs. Stanford	L 7-10 39-15

### 1987

**Head coach: Jack Riley**

**31-15, 15-9 North**

Pac-10 North: 2nd	Rec.
at Chico State	W 9-4 1-0
at Chico State	W 7-5 2-0
at Chico State	L 5-6 2-1
at Oregon Tech	W 11-0 3-1
vs. CSU-Sacramento	L 12-13 3-2
vs. CSU-Sacramento	L 5-6 3-3
at Fresno State	W 1-0 4-3
vs. UC-Santa Barbara	W 10-4 5-3
vs. U.S. International	W 16-2 6-3
vs. East. Washington	W 18-2 7-3
vs. San Diego State	W 8-7 8-3
Portland	L 6-13 8-4
at Portland	W 13-6 9-4
at Portland State	W 3-2 10-4
Willamette	W 13-6 11-4
Portland State	W 15-6 12-4
Gonzaga	L 4-6 12-5
Gonzaga	W 8-5 13-5
at Portland State	L 1-11 13-6
Linfield	W 5-1 14-6
at East. Washington	W 5-4 15-6
at East. Washington	W 4-1 16-6
at Washington St.	L 3-22 16-7
at Washington St.	L 3-10 16-8
Pacific (Ore.)	W 13-2 17-8
Oregon Tech	W 19-3 18-8
Washington St.	W 6-3 19-8
Washington St.	L 7-10 19-9
East. Washington	W 4-3 20-9
East. Washington	W 8-4 21-9
at Willamette	W 9-3 22-9
Portland State	W 14-3 23-9
at Gonzaga	W 9-0 24-9
at Gonzaga	W 10-8 25-9
at Western Oregon	W 9-0 26-9
at Linfield	W 5-0 27-9
at Washington	W 7-4 28-9
at Washington	L 6-9 28-10
at Portland	L 1-4 28-11
at Portland	L 5-9 28-12
Portland	W 5-4 29-12
Portland	W 18-0 30-12
Washington	W 4-3 31-12
Washington	L 4-13 31-13
vs. Washington	L 4-11 31-14
vs. Washington St.	L 2-3 31-15

### 1988

**Head coach: Jack Riley**

**30-19, 14-10 North**

Pac-10 North: 2nd	Rec.
at Sonoma State	W 10-3 1-0
at Sonoma State	W 3-1 2-0
at Sonoma State	L 5-7 2-1
at Chico State	L 2-6 2-2
at Chico State	W 8-6 3-2
at Chico State	W 4-0 4-2
at Oregon Tech	W 15-7 5-2
Western Oregon	W 8-1 6-2
Western Oregon	W 7-4 7-2
vs. Geo. Washington	W 9-6 8-2
vs. Texas A&M	L 11-16 8-3
at Fresno State	L 10-12 8-4
vs. Brigham Young	W 6-5 9-4
vs. Long Beach State	L 0-1 9-5
vs. Clemson	L 3-9 9-6
at CSU-Sacramento	L 9-10 9-7
Western Oregon	W 5-1 10-7
Portland	L 4-5 10-8
at Portland	L 2-3 10-9
Portland	W 10-9 11-9
at East. Washington	W 9-3 12-9
at East. Washington	W 17-7 13-9
Pacific (Ore.)	W 17-1 14-9
Gonzaga	W 6-5 15-9
Gonzaga	L 3-12 15-10

at Washington St.	L	1-3	15-11
at Washington St.	W	4-3	16-11
Willamette	W	8-0	17-11
at Washington St.	L	4-5	17-12
at Washington St.	L	4-10	17-13
at Gonzaga	L	0-1	17-14
at Gonzaga	W	9-8	18-14
Lewis & Clark	W	9-8	19-14
at Portland	W	9-1	20-14
East. Washington	W	2-0	21-14
East. Washington	L	1-6	21-15
Concordia	W	4-1	22-15
Portland State	W	4-0	23-15
Portland State	W	23-11	24-15
Washington	W	7-3	25-15
Washington	L	7-16	25-16
at Washington	W	13-0	26-16
at Washington	W	4-3	27-16
at Portland State	L	2-5	27-17
at Portland State	W	13-6	28-17
vs. Portland	W	1-0	29-17
vs. Gonzaga	W	11-1	30-17
vs. Washington St.	L	3-13	30-18
vs. East. Washington	L	7-8	30-19

**1989**

**Head coach: Jack Riley**  
**27-23, 15-9 North**  
**Pac-10 North: 3rd**

			<b>Rec.</b>
at Chico State	W	4-3	1-0
at Chico State	W	8-2	2-0
at Chico State	L	6-15	2-1
at Cal State-Sac.	L	3-7	2-2
at Cal State-Sac.	W	5-4	3-2
at Pacific (Calif.)	L	0-3	3-3
at Pacific (Calif.)	W	19-3	4-3
at Fresno State	L	2-5	4-4
at Fresno State	W	8-6	5-4
at Fresno State	L	1-2	5-5
at Long Beach State	L	9-10	5-6
at Long Beach State	L	6-13	5-7
vs. Harvard	L	7-9	5-8
at Cal-Riverside	L	9-10	5-9
vs. Washington St.	L	0-4	5-10
vs. Brigham Young	L	2-9	5-11
vs. Arizona State	L	2-4	5-12
George Fox	W	4-2	6-12
at Portland	L	2-4	6-13
Washington St.	L	2-4	6-14
Washington St.	L	0-2	6-15
Portland	L	3-10	6-16
Linfield	W	12-0	7-16
at East. Washington	W	4-2	8-16
at East. Washington	W	8-3	9-16
at Gonzaga	W	12-5	10-16
at Gonzaga	L	8-11	10-17
Concordia	W	14-5	11-17
Willamette	W	4-0	12-17
Gonzaga	L	5-6	12-18
Gonzaga	L	9-12	12-19
East. Washington	W	14-2	13-19
East. Washington	W	12-11	14-19
Lewis & Clark	W	12-1	15-19
at Washington St.	W	15-4	16-19
at Washington St.	W	11-4	17-19
Portland	W	4-3	18-19
at Portland	L	2-5	18-20
at Washington	W	4-3	19-20
at Washington	L	3-7	19-21
at Portland State	W	14-4	20-21
at Portland State	W	8-3	21-21
Portland State	W	9-2	22-21
Portland State	W	12-4	23-21
Washington	W	9-8	24-21
Washington	W	2-1	25-21
vs. Portland	L	1-3	25-22
vs. East. Washington	W	12-5	26-22
vs. Gonzaga	W	8-3	27-22
vs. Portland State	L	4-9	27-23

**1990**

**Head coach: Jack Riley**  
**30-22, 15-9 North**  
**Pac-10 North: 2nd**

			<b>Rec.</b>
at Chico State	L	3-4	0-1
vs. Nevada	L	3-4	0-2
at Chico State	L	8-15	0-3
at Cal State-Sac.	L	2-6	0-4
at Pacific (Calif.)	L	3-4	0-5
at Pacific (Calif.)	L	3-4	0-6
at Fresno State	L	6-7	0-7
at Fresno State	L	5-14	0-8
at Fresno State	W	2-1	1-8
Willamette	W	4-0	2-8
vs. Brigham Young	L	7-10	2-9
vs. Ohio State	W	11-10	3-9
at San Jose State	L	2-3	3-10
vs. Minnesota	W	7-3	4-10
vs. Washington	W	8-1	5-10
at San Jose State	L	3-6	5-11
Western Oregon	W	14-6	6-11
George Fox	W	8-1	7-11
at Portland State	L	5-12	7-12
Portland State	W	12-3	8-12
at George Fox	W	10-4	9-12
Linfield	W	5-3	10-12
at East. Washington	W	8-4	11-12
at East. Washington	L	7-8	11-13
at Washington St.	W	8-5	12-13
at Washington St.	L	4-11	12-14
at Portland	W	9-4	13-14
Oregon Tech	W	10-7	14-14
Gonzaga	L	3-7	14-15
Gonzaga	L	8-13	14-16
at Willamette	W	9-1	15-16
Portland State	W	4-3	16-16
at Gonzaga	W	11-1	17-16
at Gonzaga	L	0-7	17-17
Concordia	W	7-6	18-17
Washington St.	W	2-1	19-17
Washington St.	L	0-7	19-18
East. Washington	W	15-1	20-18
East. Washington	W	8-0	21-18
Eastern Oregon	W	8-0	22-18
at Western Oregon	W	11-0	23-18
Portland	W	4-0	24-18
Portland	W	6-1	25-18
Washington	W	9-0	26-18
Washington	L	6-14	26-19
at Washington	L	3-5	26-20
at Washington	W	9-8	27-20
at Portland	W	11-1	28-20
at Portland	W	7-2	29-20
vs. Washington	W	3-1	30-20
vs. Washington St.	L	5-16	30-21
vs. Washington	L	2-9	30-22

**1991**

**Head coach: Jack Riley**  
**28-20, 12-8 North**  
**Pac-10 North: 2nd**

			<b>Rec.</b>
George Fox	W	15-3	1-0
at McNeese State	L	5-6	1-1
vs. Oklahoma State	L	4-5	1-2
at SW Louisiana	W	8-7	2-2
vs. Tulane	L	5-6	2-3
vs. Oklahoma State	L	1-12	2-4
at Portland State	L	3-4	2-5
Portland State	W	22-7	3-5
at CSU-Sacramento	L	6-8	3-6
at Fresno State	L	1-3	3-7
at Fresno State	W	5-2	4-7
at Fresno State	W	5-2	5-7
at UC-Riverside	L	1-2	5-8
vs. Brigham Young	L	1-5	5-9
vs. Lafayette	W	11-5	6-9
vs. New Mexico	W	5-4	7-9
vs. Washington	W	7-5	8-9

Portland	L	0-2	8-10
at Portland State	L	1-7	8-11
at Portland State	L	0-6	8-12
at Washington	L	1-3	8-13
at Washington	W	7-5	9-13
Willamette	W	8-0	10-13
Western Oregon	W	5-4	11-13
Gonzaga	W	6-0	12-13
Gonzaga	W	8-0	13-13
Washington St.	W	1-0	14-13
Washington St.	L	4-9	14-14
Concordia	W	8-0	15-14
at George Fox	W	6-1	16-14
at Portland	L	0-13	16-15
at Portland	W	9-7	17-15
Linfield	W	4-3	18-15
at Washington St.	L	2-6	18-16
at Washington St.	L	6-8	18-17
at Gonzaga	W	9-2	19-17
at Gonzaga	W	14-2	20-17
at Western Oregon	W	6-0	21-17
Portland	W	12-11	22-17
at Portland	W	12-8	23-17
Washington	W	5-2	24-17
Washington	W	4-0	25-17
Portland State	W	3-0	26-17
Portland State	L	5-8	26-18
vs. Portland	L	4-13	26-19
vs. Washington	W	16-14	27-19
vs. Washington St.	W	9-8	28-19
vs. Portland	L	5-8	28-20

**1992**

**Head coach: Jack Riley**  
**23-30, 10-20 North**  
**Pac-10 North: 6th**

			<b>Rec.</b>
Concordia	W	17-2	1-0
Lewis & Clark	W	15-4	2-0
vs. Northwestern	L	1-10	2-1
at UNLV	L	6-9	2-2
vs. Southern Utah	W	8-2	3-2
vs. Northwestern	L	2-5	3-3
vs. Southern Utah	W	10-1	4-3
Western Oregon	W	8-0	5-3
vs. Evansville	W	6-5	6-3
at Central Florida	L	5-6	6-4
vs. Illinois-Chicago	W	10-6	7-4
vs. Evansville	L	5-6	7-5
at Central Florida	W	5-4	8-5
vs. Illinois-Chicago	W	7-5	9-5
at Cal State-Sac.	W	14-6	10-5
at Cal State-Sac.	L	3-4	10-6
at Cal State-Sac.	L	3-6	10-7
vs. Nevada	L	5-7	10-8
George Fox	L	1-4	10-9
at Gonzaga	W	3-0	11-9
at Gonzaga	L	1-6	11-10
at Gonzaga	L	1-7	11-11
Willamette	W	14-2	12-11
at Portland	L	7-12	12-12
Washington St.	L	4-6	12-13
Washington St.	L	7-8	12-14
Washington St.	W	6-3	13-14
Portland	L	6-7	13-15
Portland State	L	3-6	13-16
at Portland State	W	3-1	14-16
at Portland State	L	4-5	14-17
at Linfield	L	3-5	14-18
at Portland	W	7-3	15-18
at Washington	L	1-2	15-19
at Washington	L	3-7	15-20
at Washington	L	1-4	15-21
at George Fox	W	5-2	16-21
at Washington St.	W	7-4	17-21
at Washington St.	L	6-7	17-22
at Washington St.	W	5-4	18-22
Linfield	W	7-5	19-22
at Portland	L	3-7	19-23
at Portland State	L	5-6	19-24

Portland State	W	2-0	20-24
Portland State	L	4-9	20-25
Portland	W	17-13	21-25
Portland	L	7-14	21-26
Washington	W	7-6	22-26
Washington	L	7-8	22-27
Washington	L	6-20	22-28
Gonzaga	W	7-3	23-28
Gonzaga	L	1-3	23-29
Gonzaga	L	5-8	23-30

**1993**

**Head coach: Jack Riley**  
**31-18, 20-10 North**  
**Pac-10 North: 2nd**

			<b>Rec.</b>
vs. California	L	1-10	0-1
at CSU-Sacramento	W	8-6	1-1
vs. UC-Santa Barbara	W	11-8	2-1
at CSU-Sacramento	L	9-10	2-2
Western Oregon	W	8-3	3-2
Linfield	W	5-1	4-2
Eastern Oregon	W	11-0	5-2
Willamette	W	16-6	6-2
George Fox	W	14-1	7-2
vs. Utah	L	3-7	7-3
at San Jose State	W	5-1	8-3
vs. Cal State-Sac.	W	7-1	9-3
vs. Utah	W	5-1	10-3
at Texas Christian	W	2-0	11-3
at Texas Christian	L	4-5	11-4
at Texas-Arlington	L	9-13	11-5
at Oklahoma	L	13-14	11-6
at Oklahoma	L	9-20	11-7
vs. SW Missouri State	W	17-3	12-7
at Oklahoma	L	9-10	12-8
Gonzaga	W	13-0	13-8
Gonzaga	W	17-3	14-8
at Portland	W	4-1	15-8
Portland	W	8-3	16-8
at Washington St.	W	9-2	17-8
at Washington St.	L	5-11	17-9
at Washington St.	L	7-8	17-10
Portland	W	5-0	18-10
vs. Washington	L	1-4	18-11
vs. Washington	L	0-5	18-12
vs. Washington	W	4-0	19-12
Portland	W	5-0	20-12
at Portland State	W	10-0	21-12
at Portland State	W	5-3	22-12
at Gonzaga	W	10-8	23-12
at Gonzaga	W	11-3	24-12
at Gonzaga	L	2-9	24-13
at Gonzaga	W	6-4	25-13
at Portland	W	16-3	26-13
Portland State	W	13-5	27-13
Portland State	L	4-6	27-14
at Portland State	L	1-2	27-15
at Portland State	L	4-9	27-16
Portland	W	3-1	28-16
Washington	W	2-1	29-16
Washington	L	4-5	29-17
Washington	L	6-9	29-18
Washington St.	W	9-0	30-18
Washington St.	W	3-2	31-18

**1994**

**Head coach: Jack Riley**  
**36-15, 22-8 North**  
**Pac-10 North: 1st**

			<b>Rec.</b>
Western Oregon	W	2-1	1-0
Lewis & Clark	W	5-0	2-0
Pacific (Ore.)	W	10-3	3-0
vs. Portland	L	2-5	3-1
at Cal State-Sac.	W	5-0	4-1
at Cal State-Sac.	W	10-3	5-1
vs. Portland	W	8-5	6-1
at Western Oregon	W	11-0	7-1
George Fox	W	8-3	8-1
vs. Maine	W	18-2	9-1

vs. Portland	L	0-3	9-2
at San Jose State	L	0-3	9-3
vs. Maine	W	8-3	10-3
Willamette	W	7-4	11-3
vs. Clemson	W	9-2	12-3
at Hawaii	L	7-4	12-4
vs. Grand Canyon	L	2-4	12-5
vs. Lewis-Clark State	W	2-0	13-5
vs. Washington	W	12-2	14-5
at Hawaii	L	4-13	14-6
vs. Lewis-Clark State	L	0-1	14-7
at Portland State	W	6-5	15-7
Gonzaga	W	2-1	16-7
Gonzaga	W	5-3	17-7
Gonzaga	W	5-2	18-7
at Washington St.	W	9-5	19-7
at Washington St.	W	4-3	20-7
at Washington St.	W	3-1	21-7
at Portland State	W	7-1	22-7
Portland	L	1-10	22-8
Portland	W	4-0	23-8
at Portland	W	12-1	24-8
Portland State	L	1-6	24-9
Washington	L	0-2	24-10
Washington	L	1-19	24-11
Washington	W	3-1	25-11
at Portland State	L	1-8	25-12
at Washington	W	5-3	26-12
at Washington	L	2-5	26-13
at Washington	L	6-9	26-14
Portland State	W	2-1	27-14
at Portland	W	4-2	28-14
at Portland	L	12-13	28-15
Portland	W	4-2	29-15
Portland State	W	11-6	30-15
Washington St.	W	3-0	31-15
Washington St.	W	4-2	32-15
Washington St.	W	6-1	33-15
at Gonzaga	W	3-2	34-15
at Gonzaga	W	12-3	35-15
at Gonzaga	W	9-2	36-15

**1995**

<b>Head coach: Pat Casey</b>			
<b>25-24-1, 14-16 North</b>			
<b>Pac-10 North: 4th</b>			
		<b>Rec.</b>	
Western Oregon	W	4-3	1-0
Concordia	W	16-2	2-0
Eastern Oregon	W	3-0	3-0
Willamette	W	10-6	4-0
George Fox	W	4-0	5-0
at Western Oregon	L	3-6	5-1
vs. Michigan State	L	2-12	5-2
vs. Michigan State	W	11-10	6-2
at New Mexico State	W	13-10	7-2
at New Mexico State	L	11-12	7-3
at New Mexico State	W	7-4	8-3
vs. Arkansas	L	4-5	8-4
at San Jose State	T	6-6	8-4
vs. Santa Clara	L	4-6	8-5
vs. Santa Clara	L	8-9	8-6
at Gonzaga	L	5-6	8-7
vs. Lewis-Clark State	L	3-13	8-8
vs. Portland	W	5-4	9-8
vs. Brigham Young	W	19-3	10-8
Gonzaga	W	5-4	11-8
Gonzaga	L	1-7	11-9
Gonzaga	W	6-5	12-9
at Gonzaga	W	1-0	13-9
at Gonzaga	L	1-2	13-10
at Gonzaga	W	8-4	14-10
at Portland State	L	3-6	14-11
at Portland State	L	2-5	14-12
Washington St.	L	4-5	14-13
Washington St.	W	5-4	15-13
at Portland	W	7-4	16-13
at Portland	L	7-8	16-14
Portland	L	7-8	16-15
at Portland State	L	5-6	16-16
at Washington	L	3-5	16-17

at Washington	L	0-1	16-18
at Washington	L	0-2	16-19
Portland State	L	1-5	16-20
Portland State	W	13-4	17-20
Washington	W	2-1	18-20
Washington	W	9-2	19-20
Washington	W	6-5	20-20
Portland State	W	4-2	21-20
at Portland	W	3-2	22-20
Portland	L	4-9	22-21
Portland	W	10-5	23-21
Linfield	W	7-5	24-21
at Washington St.	L	1-3	24-22
at Washington St.	L	5-14	24-23
at Washington St.	L	7-8	24-24
at Washington St.	W	14-6	25-24

**1996**

<b>Head coach: Pat Casey</b>			
<b>32-16-1, 14-10 North</b>			
<b>Pac-10 North: 2nd</b>			
		<b>Rec.</b>	
at Pacific (Calif.)	W	5-4	1-0
at Pacific (Calif.)	W	5-3	2-0
at Pacific (Calif.)	L	3-4	2-1
at San Diego	W	19-4	3-1
at San Diego State	L	3-4	3-2
vs. Utah	W	7-0	4-2
at San Diego State	T	10-10	4-2
at Portland	W	16-2	5-2
at San Jose State	W	8-5	6-2
at San Jose State	W	10-3	7-2
George Fox	W	13-2	8-2
vs. Pacific (Calif.)	L	2-6	8-3
vs. Creighton	W	8-3	9-3
vs. Creighton	W	14-10	10-3
vs. New Mexico	W	5-4	11-3
at Fresno State	L	4-7	11-4
vs. Pacific (Calif.)	W	11-2	12-4
Pacific (Ore.)	W	16-1	13-4
vs. Wright State	W	3-2	14-4
vs. Lewis-Clark State	W	7-3	15-4
at Hawaii	L	7-8	15-5
vs. Hawaii-Hilo	W	3-2	16-5
at Hawaii	L	9-15	16-6
at Washington	L	8-9	16-7
at Washington	W	15-2	17-7
at Washington	L	2-5	17-8
at Washington	L	3-5	17-9
Linfield	W	9-6	18-9
Portland State	W	14-2	19-9
Portland State	L	6-7	19-10
at Portland State	L	0-2	19-11
at Portland State	W	9-8	20-11
Washington St.	W	18-3	21-11
Washington St.	W	4-3	22-11
Washington St.	W	6-2	23-11
Washington St.	W	16-9	24-11
at Washington St.	L	5-9	24-12
at Washington St.	L	3-6	24-13
at Washington St.	L	7-10	24-14
at Washington St.	W	3-0	25-14
at Portland State	W	3-2	26-14
Portland State	L	2-5	26-15
Portland State	W	14-0	27-15
at Portland State	W	11-1	28-15
Portland	W	18-5	29-15
Washington	W	6-2	30-15
Washington	W	3-2	31-15
Washington	W	3-2	32-15
Washington	L	5-9	32-16

**1997**

<b>Head coach: Pat Casey</b>			
<b>38-12-1, 18-6 North</b>			
<b>Pac-10 North: 2nd</b>			
		<b>Rec.</b>	
at Hawaii	W	14-4	1-0
at Hawaii	W	9-5	2-0
at Hawaii	L	3-11	2-1
at Hawaii-Hilo	T	1-1	2-1

at CSU-Sacramento	L	0-2	2-2
at CSU-Sacramento	W	18-6	3-2
at CSU-Sacramento	W	8-5	4-2
at California	L	6-8	4-3
at California	L	2-14	4-4
at California	W	15-2	5-4
Willamette	W	5-4	6-4
vs. Portland	L	6-10	6-5
vs. Washington St.	W	17-3	7-5
vs. Gonzaga	W	5-3	8-5
at Lewis-Clark State	W	7-2	9-5
Concordia	W	9-3	10-5
Lewis-Clark State	W	5-3	11-5
Lewis-Clark State	W	12-3	12-5
vs. Howard	W	26-4	13-5
at Oklahoma	W	10-2	14-5
at Oklahoma	L	2-14	14-6
at Oral Roberts	W	20-5	15-6
at Oral Roberts	W	8-2	16-6
Washington St.	W	9-6	17-6
Washington St.	W	7-2	18-6
Washington St.	W	18-6	19-6
Washington St.	L	4-6	19-7
Portland	W	9-3	20-7
at Portland State	W	16-3	21-7
Portland State	W	15-1	22-7
Portland State	W	13-2	23-7
at Washington	L	5-10	23-8
at Washington	W	15-4	24-8
at Washington	L	2-3	24-9
at Washington	W	7-6	25-9
at Portland	W	9-3	26-9
Washington	L	4-6	26-10
Washington	W	7-6	27-10
Washington	W	17-7	28-10
Washington	L	3-6	28-11
Linfield	W	18-0	29-11
Portland State	W	6-1	30-11
Portland State	L	3-4	30-12
at Portland State	W	7-5	31-12
at Portland State	W	6-2	32-12
Portland State	W	5-3	33-12
Portland	W	33-3	34-12
at Washington St.	W	18-8	35-12
at Washington St.	W	20-4	36-12
at Washington St.	W	6-1	37-12
at Washington St.	W	14-12	38-12

**1998**

<b>Head coach: Pat Casey</b>			
<b>35-14-1, 15-9 North</b>			
<b>Pac-10 North: 2nd</b>			
		<b>Rec.</b>	
vs. South Florida	W	7-6	1-0
vs. Florida Atlantic	W	13-5	2-0
vs. Central Florida	W	7-2	3-0
vs. UC-Santa Barbara	L	7-11	3-1
at San Diego State	L	3-6	3-2
vs. New Mexico	W	11-0	4-2
at San Diego	W	8-3	5-2
at UC-Santa Barbara	W	13-1	6-2
at UC-Santa Barbara	L	6-7	6-3
at UC-Santa Barbara	T	4-4	6-3
at USC	L	0-9	6-4
at USC	L	4-7	6-5
at USC	W	13-6	7-5
Portland	W	7-2	8-5
St. Martin's	W	22-4	9-5
St. Martin's	W	5-4	10-5
St. Martin's	W	10-2	11-5
at Washington St.	L	3-13	11-6
at Washington St.	W	6-2	12-6
at Washington St.	L	0-9	12-7
Arizona	W	3-2	13-7
Arizona	W	9-1	14-7
Arizona	W	4-3	15-7
at Portland	W	8-1	16-7
Portland State	W	8-7	17-7
at Portland State	W	10-4	18-7
at Portland State	W	7-0	19-7

Portland State	W	18-8	20-7
Washington	W	4-2	21-7
Washington	W	10-5	22-7
Washington	L	16-18	22-8
Washington	L	10-11	22-9
Portland	W	13-9	23-9
at Portland State	W	23-4	24-9
Portland State	W	8-6	25-9
Portland State	W	10-0	26-9
at Portland State	W	14-8	27-9
at Portland	W	4-3	28-9
Washington St.	L	4-6	28-10
Washington St.	L	6-10	28-11
Washington St.	W	12-2	29-11
Washington St.	W	7-4	30-11
Washington St.	W	12-11	31-11
at Washington	L	12-16	31-12
at Washington	W	8-2	32-12
at Washington	L	6-20	32-13
at Washington	L	5-12	32-14
UCLA	W	8-7	33-14
UCLA	W	19-5	34-14
UCLA	W	11-8	35-14

**1999**

<b>Head coach: Pat Casey</b>			
<b>19-35, 7-17 Pacific-10</b>			
<b>Pac-10: 8th</b>			
		<b>Rec.</b>	
vs. Kansas State	W	13-6	1-0
vs. Nebraska	W	4-3	2-0
vs. New Mexico State	W	7-1	3-0
vs. Kansas State	L	6-7	3-1
at CSU-Northridge	L	4-16	3-2
at CSU-Northridge	W	9-1	4-2
at CSU-Northridge	W	8-4	5-2
at CSU-Northridge	L	4-8	5-3
vs. Oklahoma State	W	1-0	6-3
vs. Texas Tech	L	9-14	6-4
vs. San Diego	W	7-6	7-4
vs. Loyola Marymount	L	4-13	7-5
at Santa Clara	L	1-3	7-6
at Santa Clara	L	4-7	7-7
at Santa Clara	L	0-1	7-8
at Santa Clara	L	9-12	7-9
at San Jose State	W	3-2	8-9
vs. Gonzaga	L	1-4	8-10
vs. Gonzaga	W	16-15	9-10
USC	L	2-5	9-11
USC	L	10-12	9-12
USC	L	1-4	9-13
Portland	W	8-7	10-13
vs. Washington St.	L	2-6	10-14
vs. Washington St.	L	9-10	10-15
vs. Washington St.	L	5-6	10-16
vs. Minnesota	L	6-14	10-17
vs. Minnesota	L	9-16	10-18
vs. Minnesota	L	6-11	10-19
Arizona State	L	5-9	10-20
Arizona State	W	9-8	11-20
Arizona State	L	9-21	11-21
at Portland	W	10-3	12-21
at Arizona	L	9-11	12-22
at Arizona	L	7-10	12-23
at Arizona	L	5-10	12-24
Washington	L	5-14	12-25
Washington	L	16-17	12-26
California	L	3-13	12-27
California	W	11-5	13-27
California	L	6-7	13-28
at Portland	W	17-8	14-28
at Washington	L	7-10	14-29
at Washington	W	6-3	15-29
at Washington	L	4-12	15-30
at Stanford	L	0-7	15-31
at Stanford	L	5-10	15-32
at Stanford	L	8-9	15-33
at UCLA	W	7-5	16-33
at UCLA	L	0-15	16-34
at UCLA	L	6-8	16-35



Washington St.	W	13-4	17-35
Washington St.	W	8-6	18-35
Washington St.	W	9-7	19-35

**2000**

**Head coach: Pat Casey**  
**28-27, 9-15 Pacific-10**

<b>Pac-10: 6th</b>		<b>Rec.</b>	
vs. Kansas State	L	6-7	0-1
vs. Texas A&M	L	4-9	0-2
vs. Kansas State	W	16-2	1-2
at Fresno State	L	1-4	1-3
at Fresno State	L	4-9	1-4
at Fresno State	L	0-8	1-5
vs. West Virginia	W	9-6	2-5
vs. Nevada	W	9-5	3-5
vs. Santa Clara	L	10-12	3-6
at UNLV	W	4-3	4-6
vs. CSU-Northridge	W	13-10	5-6
at Washington	W	13-9	6-6
at Washington	W	27-4	7-6
Western Oregon	W	9-5	8-6
Washington St.	W	8-3	9-6
Washington St.	W	14-2	10-6
Washington St.	L	6-11	10-7
vs. Ohio State	W	13-0	11-7
at Texas A&M	L	0-3	11-8
vs. Central Michigan	L	3-4	11-9
vs. Ohio State	L	3-8	11-10
vs. Central Michigan	W	5-3	12-10
at Texas A&M	W	6-1	13-10
CSU-Northridge	W	10-9	14-10
CSU-Northridge	L	7-9	14-11
CSU-Northridge	W	9-3	15-11
CSU-Northridge	W	11-8	16-11
UCLA	L	1-3	16-12
UCLA	L	10-18	16-13
UCLA	L	5-9	16-14
Portland	L	10-13	16-15
at Arizona State	L	0-1	16-16
at Arizona State	W	11-3	17-16
at Arizona State	L	7-8	17-17
at Portland	W	13-5	18-17
Arizona	W	6-3	19-17
Arizona	W	10-4	20-17
Arizona	L	5-10	20-18
Concordia	W	13-5	21-18
at California	W	12-4	22-18
at California	L	9-15	22-19
at California	W	8-5	23-19
Portland	W	11-4	24-19
Washington	W	6-3	25-19
Washington	L	3-8	25-20
Washington	W	11-10	26-20
Stanford	L	6-10	26-21
Stanford	W	5-2	27-21
Stanford	L	5-7	27-22
at USC	L	1-12	27-23
at USC	L	7-16	27-24
at USC	L	3-16	27-25
at Washington St.	L	9-10	27-26
at Washington St.	W	4-3	28-26
at Washington St.	L	9-16	28-27

**2001**

**Head coach: Pat Casey**  
**31-24, 11-13 Pacific-10**

<b>Pac-10: 6th</b>		<b>Rec.</b>	
at CSU-Northridge	L	7-17	0-1
at CSU-Northridge	L	11-15	0-2
at CSU-Northridge	L	10-20	0-3
at San Diego State	W	8-7	1-3
vs. Texas Tech	W	5-4	2-3
vs. Cal-Riverside	W	18-10	3-3
vs. Oklahoma	W	10-8	4-3
vs. Clemson	L	5-9	4-4
vs. Clemson	W	10-9	5-4
at UNLV	W	11-9	6-4

vs. Clemson	L	2-13	6-5
Portland	W	9-0	7-5
San Francisco	L	2-3	7-6
San Francisco	W	6-5	8-6
San Francisco	L	3-4	8-7
Washington	L	7-10	8-8
Washington	W	17-3	9-8
vs. Washington St.	W	6-3	10-8
vs. Washington St.	W	11-10	11-8
vs. Washington St.	L	7-8	11-9
Gonzaga	W	12-6	12-9
Gonzaga	W	10-9	13-9
Minnesota	W	6-5	14-9
Minnesota	W	4-1	15-9
Minnesota	W	12-2	16-9
Arizona State	L	2-10	16-10
Arizona State	W	4-1	17-10
Arizona State	W	12-2	18-10
at Arizona	L	2-5	18-11
at Arizona	W	8-0	19-11
at Arizona	L	6-13	19-12
California	W	6-5	20-12
California	W	10-1	21-12
California	L	1-12	21-13
at Stanford	L	1-4	21-14
at Stanford	L	1-8	21-15
at Stanford	L	5-22	21-16
Concordia	W	11-2	22-16
Washington St.	W	14-5	23-16
Washington St.	W	10-9	24-16
Washington St.	W	8-7	25-16
at Portland	W	10-9	26-16
Portland	W	13-6	27-16
at Hawaii	L	3-7	27-17
at Hawaii	W	18-7	28-17
at Hawaii	L	9-12	28-18
at Washington	L	4-11	28-19
at Washington	W	9-1	29-19
at Washington	L	1-3	29-20
at UCLA	L	3-5	29-21
at UCLA	L	6-7	29-22
at UCLA	W	11-8	30-22
USC	L	3-7	30-23
USC	W	6-0	31-23
USC	L	0-1	31-24

**2002**

**Head coach: Pat Casey**  
**31-23, 10-14 Pacific-10**

<b>Pac-10: 6th</b>		<b>Rec.</b>	
at Arizona State	L	5-13	0-1
vs. Oral Roberts	W	10-9	1-1
vs. Southern Utah	W	7-1	2-1
at San Diego	L	2-6	2-2
at San Diego	L	2-4	2-3
at San Diego	L	2-8	2-4
vs. Western Kentucky	W	6-2	3-4
at Portland	L	4-5	3-5
vs. Michigan	W	10-4	4-5
at UC-Riverside	L	4-21	4-6
vs. San Francisco	W	9-6	5-6
vs. Michigan	W	13-2	6-6
Gonzaga	W	11-9	7-6
Gonzaga	W	9-8	8-6
Gonzaga	L	3-8	8-7
at Nevada	W	7-5	9-7
at Nevada	W	11-8	10-7
Washington St.	W	9-1	11-7
Washington St.	W	5-4	12-7
Washington St.	W	6-5	13-7
CSU-Northridge	L	3-4	13-8
CSU-Northridge	L	4-10	13-9
CSU-Northridge	W	14-3	14-9
Portland	W	5-2	15-9
Arizona	L	9-13	15-10
Arizona	W	2-1	16-10
Arizona	W	5-0	17-10
Portland	W	11-1	18-10
at USC	L	2-9	18-11

at USC	W	13-3	19-11
at USC	L	0-7	19-12
Hawai'i-Hilo	W	10-2	20-12
Hawai'i-Hilo	W	11-9	21-12
Hawai'i-Hilo	W	21-3	22-12
Hawai'i-Hilo	W	11-0	23-12
UCLA	W	9-8	24-12
UCLA	L	1-6	24-13
UCLA	L	7-9	24-14
at Portland	W	11-4	25-14
Stanford	W	3-1	26-14
Stanford	W	4-3	27-14
Stanford	L	0-13	27-15
at Washington St.	W	18-1	28-15
at Washington St.	W	10-6	29-15
at Washington St.	W	22-21	30-15
at California	L	7-13	30-16
at California	L	1-2	30-17
at California	L	3-8	30-18
Washington	L	5-6	30-19
Washington	L	3-13	30-20
Washington	W	5-3	31-20
at Arizona State	L	7-13	31-21
at Arizona State	L	8-9	31-22
at Arizona State	L	2-5	31-23

**2003**

**Head coach: Pat Casey**  
**25-28, 7-17 Pacific-10**

<b>Pac-10: Tied-8th</b>		<b>Rec.</b>	
at UC-Riverside	L	6-9	0-1
at UC-Riverside	W	8-6	1-1
at UC-Riverside	L	2-10	1-2
vs. Oklahoma State	W	4-0	2-2
vs. Gonzaga	W	5-1	3-2
vs. Arizona State	L	4-9	3-3
vs. New Mexico	W	18-16	4-3
vs. New Mexico State	L	7-15	4-4
vs. New Mexico	L	7-14	4-5
vs. New Mexico State	W	16-14	5-5
vs. CSU-Northridge	W	10-6	6-5
vs. San Diego State	W	10-6	7-5
vs. CSU-Northridge	L	8-10	7-6
vs. San Diego	L	9-10	7-7
at Portland	W	13-6	8-7
at Portland	W	9-0	9-7
Washington	L	5-9	9-8
Washington	L	5-9	9-9
vs. Washington St.	L	6-8	9-10
vs. Washington St.	W	4-0	10-10
UC-Santa Barbara	L	4-5	10-11
UC-Santa Barbara	W	4-3	11-11
UC-Santa Barbara	W	6-4	12-11
California	W	8-6	13-11
California	L	6-8	13-12
California	L	13-19	13-13
at Portland	W	18-6	14-13
at Washington	L	4-10	14-14
at Washington	L	8-9	14-15
at Washington	W	6-5	15-15
Portland	W	10-1	16-15
Washington St.	L	6-10	16-16
Washington St.	W	11-3	17-16
Washington St.	L	7-11	17-17
at Stanford	L	2-5	17-18
at Stanford	W	8-7	18-18
at Stanford	L	0-10	18-19
at Portland	W	14-4	19-19
USC	L	3-4	19-20
USC	L	2-3	19-21
USC	L	2-12	19-22
at UCLA	L	7-8	19-23
at UCLA	L	9-10	19-24
at UCLA	W	7-6	20-24
Concordia	W	13-2	21-24
George Fox	W	4-0	22-24
Arizona State	L	4-14	22-25
Arizona State	W	6-1	23-25
Arizona State	L	7-12	23-26
at Arizona	L	6-20	23-27

at Arizona	L	4-9	23-28
at Arizona	W	13-12	24-28
Portland	W	4-3	25-28

**2004**

**Head coach: Pat Casey**  
**31-22, 10-14 Pacific-10**

<b>Pac-10: Tied-6th</b>		<b>Rec.</b>	
vs. Utah	W	8-6	1-0
vs. Gonzaga	W	8-6	2-0
vs. CSU-Northridge	W	3-2	3-0
at Texas-Arlington	W	7-0	4-0
vs. Arkansas-LR	W	8-3	5-0
vs. SW Missouri State	W	5-4	6-0
at UC-Riverside	W	16-3	7-0
vs. CSU-Sacramento	L	3-10	7-1
vs. Washington	W	13-8	8-1
vs. Citadel	L	6-7	8-2
at Hawai'i	L	1-10	8-3
vs. Chicago State	W	15-3	9-3
vs. Citadel	W	3-2	10-3
at Hawai'i	L	3-7	10-4
Gonzaga	W	12-2	11-4
Gonzaga	W	15-3	12-4
Gonzaga	L	5-10	12-5
Utah Valley State	W	11-5	13-5
Utah Valley State	W	7-0	14-5
Utah Valley State	L	4-5	14-6
at California	W	15-5	15-6
at California	L	5-11	15-7
at California	W	14-3	16-7
at Portland	W	25-4	17-7
Arizona	L	3-4	17-8
Arizona	L	7-14	17-9
Arizona	W	6-5	18-9
Stanford	L	8-11	18-10
Stanford	W	5-4	19-10
Stanford	L	4-16	19-11
at Washington	W	7-4	20-11
at Washington	W	6-4	21-11
at CSU-Sacramento	W	7-2	22-11
at CSU-Sacramento	W	9-1	23-11
at CSU-Sacramento	W	12-6	24-11
at USC	L	4-8	24-12
at USC	W	4-3	25-12
at USC	W	8-4	26-12
Washington	W	7-3	27-12
Washington	L	14-26	27-13
Washington	L	5-8	27-14
at Portland	L	2-6	27-15
at Arizona State	L	3-9	27-16
at Arizona State	L	1-3	27-17
at Arizona State	L	4-8	27-18
Portland	L	1-3	27-19
Portland	W	16-3	28-20
at Washington St.	W	3-2	29-20
at Washington St.	L	2-4	29-21
at Washington St.	W	5-3	30-21
UCLA	W	3-2	31-21
UCLA	L	2-12	31-22
UCLA	L	6-11	31-23

**2005**

**Head coach: Pat Casey**  
**46-12, 19-5 Pacific-10**

<b>Pac-10: 1st</b>		<b>Rec.</b>	
vs. New Mexico State	W	19-0	1-0
vs. Gonzaga	L	1-3	1-1
vs. New Mexico State	W	11-2	2-1
at Arizona State	W	12-6	3-1
Portland	W	6-4	4-1
vs. UC-Davis	W	8-0	5-1
at San Diego	W	3-2	6-1
at UC-Santa Barbara	W	4-2	7-1
at UC-Santa Barbara	W	6-4	8-1
at UC-Santa Barbara	W	5-3	9-1
UC-Riverside	L	2-3	9-2
UC-Riverside	W	5-2	10-2
UC-Riverside	W	7-2	11-2

vs. Cal St.-Northridge	W	4-1	12-2
at Pepperdine	L	4-9	12-3
vs. Winthrop	W	8-2	13-3
CSU-Sacramento	W	8-2	14-3
CSU-Sacramento	W	7-4	15-3
CSU-Sacramento	W	9-3	16-3
at Portland	W	7-5	17-3
Dallas Baptist	L	7-17	17-4
Dallas Baptist	W	7-2	18-4
Dallas Baptist	W	11-3	19-4
Brigham Young	W	12-5	20-4
Brigham Young	W	11-6	21-4
California	W	11-1	22-4
California	W	5-2	23-4
California	W	4-2	24-4
at Stanford	W	9-7	25-4
at Stanford	W	11-10	26-4
at Stanford	L	3-4	26-5
at Arizona	L	5-7	26-6
at Arizona	W	17-1	27-6
at Arizona	L	6-7	27-7
Washington St.	W	5-4	28-7
Washington St.	W	8-1	29-7
Washington St.	W	7-6	30-7
Arizona State	W	6-5	31-7
Arizona State	L	1-3	31-8
Arizona State	W	5-1	32-8
Portland	W	6-2	33-8
at UCLA	W	3-1	34-8
at UCLA	W	10-4	35-8
at UCLA	W	16-3	36-8
at Washington	W	7-0	37-8
at Washington	W	10-4	38-8
at Washington	W	3-1	39-8
USC	W	5-4	40-8
USC	W	10-7	41-8
USC	L	2-12	41-9
Ohio State	W	4-3	42-9
St. John's (N.Y.)	W	11-1	43-9
St. John's (N.Y.)	W	19-3	44-9
USC	W	10-4	45-9
USC	L	8-9	45-10
USC	W	10-8	46-10
vs. Tulane	L	1-3	46-11
vs. Baylor	L	3-4	46-12

**2006**

<b>Head coach: Pat Casey</b>			
<b>50-16, 16-7 Pacific-10</b>			
<b>Pac-10: 1st</b>			
<b>NCAA champion</b>			
vs. Nevada	W	12-4	1-0
vs. Arizona State	W	11-0	2-0
vs. Gonzaga	L	5-6	2-1
at Pepperdine	W	7-6	3-1
at Pepperdine	L	2-6	3-2
at Pepperdine	L	1-7	3-3
vs. Brigham Young	W	12-2	4-3
at UC-Davis	L	1-2	4-4
at CSU-Sacramento	W	8-3	5-4
vs. St. Mary's (Calif.)	W	7-5	6-4
Nevada	W	13-4	7-4
Nevada	W	4-0	8-4
Nevada	W	8-1	9-4
Portland	W	3-1	10-4
at New Mexico	W	10-4	11-4
at New Mexico	L	2-13	11-5
at USC	W	4-1	12-5
at USC	L	3-11	12-6
at USC	L	1-4	12-7
Utah Valley State	W	7-5	13-7
Utah Valley State	W	9-4	14-7
Utah Valley State	W	13-6	15-7
at Pacific (Calif.)	W	6-4	16-7
vs. San Francisco	L	2-8	16-8
Texas-Pan American	W	5-4	17-8
Texas-Pan American	W	9-1	18-8
Texas-Pan American	W	14-1	19-8
Arizona	W	10-5	20-8

Arizona	W	10-2	21-8
Arizona	L	1-8	21-9
at Portland	W	14-9	22-9
Stanford	W	3-0	23-9
Stanford	W	1-0	24-9
Stanford	W	12-1	25-9
at California	W	5-2	26-9
at California	W	5-2	27-9
at California	W	9-7	28-9
Portland	L	13-20	28-10
Cal Poly	W	3-0	29-10
New Mexico	W	16-1	30-10
Cal Poly	W	8-4	31-10
New Mexico	W	8-2	32-10
Washington	L	4-6	32-11
Washington	W	5-3	33-11
Washington	W	7-1	34-11
at Arizona State	L	3-10	34-12
at Arizona State	L	3-6	34-13
at Arizona State	W	9-8	35-13
at Washington St.	W	16-1	36-13
at Washington St.	W	10-2	37-13
at Washington St.	W	13-3	38-13
UCLA	W	9-2	39-13
UCLA	L	1-3	39-14
Wright State	W	5-3	40-14
Kansas	W	11-3	41-14
Hawai'i	W	12-3	42-14
Stanford	W	4-3	43-14
Stanford	W	15-0	44-14
vs. Miami (Fla.)	L	1-11	44-15
vs. Georgia	W	5-3	45-15
vs. Miami (Fla.)	W	8-1	46-15
vs. Rice	W	5-0	47-15
vs. Rice	W	2-0	48-15
vs. North Carolina	L	3-4	48-16
vs. North Carolina	W	11-7	49-16
vs. North Carolina	W	3-2	50-16

**2007**

<b>Head coach: Pat Casey</b>			
<b>49-18, 10-14 Pacific-10</b>			
<b>Pac-10: Tied-6th</b>			
<b>NCAA champion</b>			
at Hawai'i-Hilo	W	5-0	1-0
at Hawai'i-Hilo	W	17-4	2-0
at Hawai'i-Hilo	W	9-3	3-0
at Hawai'i-Hilo	W	10-2	4-0
at Georgia	W	10-8	5-0
at Georgia	W	7-3	6-0
at Georgia	W	6-2	7-0
vs. Gonzaga	L	5-6	7-1
vs. Arizona State	W	12-4	8-1
vs. Missouri	W	9-2	9-1
at UC-Davis	W	11-2	10-1
vs. St. Mary's	L	1-4	10-2
at Sacramento State	W	18-5	11-2
at Texas A&M	L	2-5	11-3
vs. New Mexico	W	6-2	12-3
vs. St. Louis	W	2-0	13-3
at Texas A&M	W	6-5	14-3
Evansville	W	9-2	15-3
Evansville	W	6-2	16-3
Evansville	W	3-2	17-3
San Francisco	W	11-1	18-3
San Francisco	W	9-2	19-3
San Francisco	W	3-2	20-3
at Cal Poly	W	6-0	21-3
at Cal Poly	W	5-2	22-3
at Cal Poly	W	13-1	23-3
at Arizona	L	4-5	23-4
at Arizona	L	2-8	23-5
at Arizona	L	14-17	23-6
South California	W	9-5	24-6
South California	L	1-4	24-7
South California	W	9-8	25-7
Portland	W	12-4	26-7
California	W	1-0	27-7
California	L	0-4	27-8
California	W	5-3	28-8

UNLV	W	3-1	29-8
UNLV	W	10-2	30-8
UNLV	W	7-0	31-8
at Portland	W	10-1	32-8
at Stanford	W	13-7	33-8
at Stanford	L	7-9	33-9
at Stanford	W	8-6	34-9
vs. Washington	L	2-6	34-10
at Washington	L	6-9	34-11
at Washington	W	8-2	35-11
Washington St.	L	4-5	35-12
Washington St.	W	11-5	36-12
Washington St.	L	3-5	36-13
Arizona State	L	3-4	36-14
Arizona State	L	0-3	36-15
Arizona State	L	1-8	36-16
at UCLA	W	10-7	37-16
at UCLA	W	13-5	38-16
at UCLA	L	2-5	38-17
vs. Rutgers	W	5-1	39-17
at Virginia	L	4-7	39-18
vs. Rutgers	W	5-2	40-18
at Virginia	W	5-3	41-18
at Virginia	W	7-3	42-18
Michigan	W	1-0	43-18
Michigan	W	8-2	44-18
vs. Fullerton State	W	3-2	45-18
vs. Arizona State	W	12-6	46-18
vs. UC-Irvine	W	7-1	47-18
vs. North Carolina	W	11-4	48-18
vs. North Carolina	W	9-4	49-18

**2008**

<b>Head coach: Pat Casey</b>			
<b>28-24, 11-13 Pacific-10</b>			
<b>Pac-10: 7th</b>			
vs. Vanderbilt	L	1-8	0-1
vs. Miami (Ohio)	W	8-3	1-1
at Arizona State	L	0-11	1-2
vs. Georgia	W	6-4	2-2
vs. Georgia	L	5-10	2-3
vs. Georgia	W	5-4	3-3
Portland	W	16-0	4-3
vs. Loyola Marymount	L	3-13	4-4
at San Diego	L	5-10	4-5
vs. Santa Clara	W	12-10	5-5
at San Diego State	W	22-3	6-5
at Nevada	L	1-10	6-6
at Nevada	W	17-10	7-6
Pepperdine	W	10-3	8-6
Pepperdine	W	9-7	9-6
Pepperdine	L	5-8	9-7
at BYU	W	15-7	10-7
at BYU	W	17-11	11-7
Washington	W	8-1	12-7
Washington	W	2-1	13-7
Washington	L	4-6	13-8
Portland	W	5-4	14-8
at California	L	2-5	14-9
at California	L	3-9	14-10
at California	W	9-2	15-10
Stanford	W	10-9	16-10
Stanford	L	4-6	16-11
Stanford	L	2-4	16-12
at Arizona State	W	6-4	17-12
at Arizona State	W	12-3	18-12
at Arizona State	L	12-15	18-13
Arizona	L	0-7	18-14
Arizona	W	4-3	19-14
Arizona	W	3-2	20-14
at Gonzaga	L	6-11	20-15
at Gonzaga	L	2-4	20-16
at Washington St.	L	3-10	20-17
at Washington St.	L	4-11	20-18
at Washington St.	W	19-9	21-18
vs. Portland	W	4-1	22-18
UCLA	W	10-1	23-18
UCLA	L	4-11	23-19
UCLA	W	8-7	24-19
Utah Valley	L	6-11	24-20

Utah Valley	W	8-4	25-20
at USC	L	3-5	25-21
at USC	L	2-5	25-22
at USC	L	5-6	25-23
at Long Beach State	L	0-10	25-24
Pacific	W	15-2	26-24
Pacific	W	8-6	27-24
Pacific	W	2-0	28-24

**2009**

<b>Head coach: Pat Casey</b>			
<b>37-19, 15-12 Pacific-10</b>			
<b>Pac-10: 3rd</b>			
<b>Rec.</b>			
at Tennessee	L	4-5	0-1
at Tennessee	W	14-4	1-1
vs. Northern Illinois	W	23-7	2-1
vs. Missouri	W	12-8	3-1
at Arizona State	L	3-6	3-2
vs. Northern Illinois	W	2-1	4-2
vs. San Francisco	W	11-9	5-2
vs. Oklahoma State	L	5-7	5-3
vs. UC Riverside	W	5-1	6-3
vs. Texas Tech	W	9-6	7-3
vs. Missouri State	W	8-7	8-3
vs. Missouri State	L	3-5	8-4
vs. Missouri State	L	2-4	8-5
Utah Valley	W	7-0	9-5
Utah Valley	W	17-2	10-5
Saint Mary's	W	12-3	11-5
Saint Mary's	W	9-3	12-5
Hawai'i	W	8-4	13-5
at Oregon	W	7-1	14-5
vs. Oregon	L	2-3	14-6
vs. Oregon	W	8-1	15-6
California	W	8-4	16-6
California	W	6-2	17-6
California	W	5-4	18-6
at Arizona	W	9-5	19-6
at Arizona	L	5-6	19-7
at Arizona	W	8-3	20-7
BYU	W	7-6	21-7
BYU	W	8-4	22-7
USC	L	3-4	22-8
USC	L	2-5	22-9
USC	W	5-4	23-9
at UCLA	L	5-7	23-10
at UCLA	W	5-3	24-10
at UCLA	L	2-5	24-11
Oregon	W	10-2	25-11
Arizona State	L	2-4	25-12
Arizona State	W	4-3	26-12
Arizona State	W	10-5	27-12
at Portland	W	5-1	28-12
vs. Washington	W	6-4	29-12
at Washington	L	6-15	29-13
at Washington	L	3-4	29-14
Gonzaga	W	8-1	30-14
Washington St.	L	6-7	30-15
Washington St.	W	8-2	31-15
Washington St.	L	6-7	31-16
Oregon	W	2-0	32-16
vs. Oregon	W	14-4	33-16
at Stanford	W	5-0	34-16
at Stanford	L	6-7	34-17
at Stanford	W	5-2	35-17
vs. Texas A&M	W	9-8	36-17
at TCU	L	1-13	36-18
vs. Texas A&M	W	13-5	37-18
at TCU	L	4-5	37-19

**2010**

<b>Head coach: Pat Casey</b>			
<b>32-24, 12-15 Pacific-10</b>			
<b>Pac-10: Tied-7th</b>			
<b>Rec.</b>			
at Hawaii	W	10-6	1-0
at Hawaii	W	7-3	2-0
at Hawaii	L	4-5	2-1
at Hawaii	W	5-0	3-1
Tennessee	W	17-1	4-1

Tennessee	L	2-9	4-2
Tennessee	W	2-1	5-2
vs. UC Riverside	W	10-3	6-2
vs. Arizona State	L	4-6	6-3
vs. Utah Valley	W	9-0	7-3
Utah	W	5-4	8-3
Portland	W	6-5	9-3
Portland	W	9-2	10-3
Maine	W	18-3	11-3
Maine	W	7-5	12-3
Maine	W	12-2	13-3
Maine	W	2-1	14-3
Southern Utah	W	11-1	15-3
Long Beach State	W	16-4	16-3
Long Beach State	L	1-7	16-4
Long Beach State	L	4-8	16-5
at USC	W	4-1	17-5
at USC	L	2-8	17-6
at USC	W	4-3	18-6
Portland	W	9-2	19-6
UCLA	W	4-1	20-6
UCLA	L	1-3	20-7
UCLA	L	2-8	20-8
Stanford	L	6-14	20-9
Stanford	L	3-5	20-10
Stanford	L	7-10	20-11
at Washington St.	L	1-5	20-12
at Washington St.	L	4-12	20-13
at Washington St.	W	3-2	21-13
at Oregon	L	4-9	21-14
at California	L	3-11	21-15
at California	L	4-14	21-16
at California	L	3-9	21-17
Oregon	W	2-1	22-17
Oregon	W	4-3	23-17
Oregon	W	6-5	24-17
San Diego	L	1-4	24-18
Washington	W	8-6	25-18
Washington	W	7-3	26-18
Washington	L	2-3	26-19
Seattle	W	12-2	27-19
at Arizona State	L	4-10	27-20
at Arizona State	L	5-6	27-21
at Arizona State	W	9-8	28-21
vs. Oregon	W	2-1	29-21
Arizona	W	6-3	30-21
Arizona	W	5-0	31-21
Arizona	L	1-3	31-22
vs. Florida Atlantic	W	6-4	32-22
at Florida	L	2-10	32-23
vs. Florida Atlantic	L	7-11	32-24

**2011**

<b>Head coach: Pat Casey</b>			
<b>41-19, 17-10 Pacific-10</b>			
<b>Pac-10: Tied-2nd</b>			
		<b>Rec.</b>	
vs. Gonzaga	W	4-3	1-0
vs. Gonzaga	W	4-2	2-0
at Fresno State	L	1-2	2-1
at Fresno State	L	4-5	2-2
vs. Connecticut	W	2-0	3-2
vs. Texas A&M-CC	L	7-8	3-3
vs. Indiana	W	7-5	4-3
vs. UT-San Antonio	W	10-7	5-3
Hartford	W	14-3	6-3
Hartford	W	16-1	7-3
Hartford	W	9-1	8-3
Hartford	W	13-2	9-3
Oregon	W	4-1	10-3
New Mexico State	W	7-0	11-3
VMI	W	13-3	12-3
VMI	W	5-1	13-3
at Long Beach State	W	4-0	14-3
at Long Beach State	W	9-6	15-3
at Long Beach State	L	1-2	15-4
Seattle	L	4-5	15-5
Seattle	W	4-2	16-5
UC Santa Barbara	W	6-3	17-5
UC Santa Barbara	W	11-5	18-5
UC Santa Barbara	L	3-8	18-6

at Arizona	L	0-18	18-7
at Arizona	W	10-4	19-7
at Arizona	W	8-4	20-7
at Portland	W	11-1	21-7
Arizona State	W	5-3	22-7
Arizona State	W	7-6	23-7
Arizona State	W	9-6	24-7
at Stanford	W	1-0	25-7
at Stanford	W	8-1	26-7
at Stanford	W	6-4	27-7
Washington St.	W	4-2	28-7
Washington St.	W	7-6	29-7
Washington St.	L	0-2	29-8
at Portland	W	6-1	30-8
at UCLA	W	7-5	31-8
at UCLA	W	2-0	32-8
at UCLA	L	2-5	32-9
Oregon	L	2-7	32-10
California	W	3-0	33-10
California	L	2-6	33-11
California	W	4-2	34-11
Portland	W	13-3	35-11
vs. Washington	W	6-4	36-11
at Washington	W	9-3	37-11
at Washington	L	6-7	37-12
USC	W	7-2	38-12
USC	L	3-8	38-13
USC	L	3-4	38-14
at Oregon	L	1-4	38-15
at Oregon	L	1-4	38-16
at Oregon	L	0-6	38-17
UALR	W	7-4	39-17
Creighton	W	5-1	40-17
Georgia	W	6-4	41-17
at Vanderbilt	L	1-11	41-18
at Vanderbilt	L	3-9	41-19

**2012**

<b>Head coach: Pat Casey</b>			
<b>40-20, 18-12 Pac-12</b>			
<b>Pac-12: Tied-4th</b>			
		<b>Rec.</b>	
at UC Santa Barbara	W	7-3	1-0
at UC Santa Barbara	W	3-2	2-0
at UC Santa Barbara	L	12-13	2-1
at UC Santa Barbara	W	8-6	3-1
vs. Pacific	W	10-7	4-1
at San Diego State	L	2-18	4-2
at San Diego	L	2-13	4-3
vs. Kansas State	W	13-5	5-3
vs. St. Mary's	L	4-5	5-4
vs. Winthrop	W	9-4	6-4
vs. Saint Louis	W	6-5	7-4
vs. Northern Illinois	W	11-3	8-4
West Virginia	W	11-0	9-4
Illinois	W	8-2	10-4
Connecticut	L	3-6	10-5
Oklahoma	W	11-7	11-5
at California	W	9-2	12-5
at California	W	4-1	13-5
at California	W	13-5	14-5
Arizona	W	6-5	15-5
Arizona	L	4-5	15-6
Arizona	L	5-7	15-7
Washington	L	2-3	15-8
Washington	W	9-0	16-8
Washington	W	5-3	17-8
Portland	W	8-2	18-8
at Arizona State	L	2-8	18-9
at Arizona State	L	2-3	18-10
at Arizona State	L	1-5	18-11
at Nevada	W	6-5	19-11
at Nevada	W	10-7	20-11
Arkansas-Pine Bluff	W	5-3	21-11
Arkansas-Pine Bluff	W	12-2	22-11
Arkansas-Pine Bluff	W	16-1	23-11
at Portland	W	5-0	24-11
UCLA	L	0-4	24-12
UCLA	W	3-0	25-12
UCLA	W	7-6	26-12
at Oregon	W	7-1	27-12

at USC	W	5-3	28-12
at USC	L	2-3	28-13
at USC	L	2-6	28-14
Stanford	L	2-8	28-15
Stanford	W	4-2	29-15
Stanford	W	5-4	30-15
at Oregon	L	2-3	30-16
at Utah	W	11-10	31-16
at Utah	L	3-4	31-17
at Utah	W	5-4	32-17
Portland	W	12-4	33-17
at Washington St.	W	10-2	34-17
at Washington St.	L	5-9	34-18
at Washington St.	W	7-5	35-18
Oregon	W	7-3	36-18
Oregon	W	3-2	37-18
Oregon	W	5-0	38-18
vs. Belmont	W	2-1	39-18
at LSU	L	1-7	39-19
vs. La.-Monroe	W	11-2	40-19
at LSU	L	5-6	40-20

**2013**

<b>Head coach: Pat Casey</b>			
<b>52-13, 24-6 Pac-12</b>			
<b>Pac-12: 1st</b>			
		<b>Rec.</b>	
vs. Utah Valley	W	5-2	1-0
vs. Gonzaga	W	9-2	2-0
vs. UC Riverside	W	14-3	3-0
vs. UC Riverside	W	5-4	4-0
at San Diego State	W	8-1	5-0
at San Diego State	W	2-0	6-0
at San Diego State	W	5-0	7-0
at San Diego State	W	7-1	8-0
Bryant	W	2-1	9-0
Bryant	W	7-2	10-0
Bryant	W	3-1	11-0
Bryant	W	14-0	12-0
Texas State	W	16-4	13-0
Texas State	W	6-3	14-0
Texas State	W	6-4	15-0
San Francisco	L	1-5	15-1
San Francisco	W	6-5	16-1
at Arizona	W	6-2	17-1
at Arizona	W	4-3	18-1
at Arizona	W	8-4	19-1
Arizona State	W	5-0	20-1
Arizona State	L	0-4	20-2
Arizona State	W	4-3	21-2
at San Diego	L	4-7	21-3
at San Diego	W	14-5	22-3
at San Diego	L	3-13	22-4
Portland	W	7-5	23-4
at UCLA	L	2-3	23-5
at UCLA	W	5-0	24-5
at UCLA	W	5-2	25-5
Oregon	L	3-6	25-6
Utah	W	1-0	26-6
Utah	W	8-3	27-6
Utah	W	4-1	28-6
at Portland	W	5-1	29-6
at Washington	L	1-5	29-7
at Washington	L	3-10	29-8
at Washington	W	8-0	30-8
at Seattle	W	4-3	31-8
USC	W	10-4	32-8
USC	W	3-0	33-8
USC	W	6-1	34-8
California	W	6-1	35-8
California	W	5-0	36-8
California	W	6-4	37-8
vs. Portland	W	4-3	38-8
at Stanford	W	7-3	39-8
at Stanford	W	10-4	40-8
at Stanford	W	5-4	41-8
at Oregon	L	0-3	42-9
at Oregon	W	9-0	43-9
at Oregon	W	12-2	44-9
Washington St.	L	9-10	44-10
Washington St.	W	4-0	45-10

Washington St.	W	7-6	45-10
UTSA	W	5-4	46-10
UC Santa Barbara	W	3-2	47-10
Texas A&M	W	6-1	48-10
Kansas State	L	2-6	48-11
Kansas State	W	12-4	49-11
Kansas State	W	4-3	50-11
vs. Mississippi St.	L	4-5	50-12
vs. Louisville	W	11-4	51-12
vs. Indiana	W	1-0	52-12
vs. Mississippi St.	L	1-4	52-13

**2014**

<b>Head coach: Pat Casey</b>			
<b>45-14, 23-7 Pac-12</b>			
<b>Pac-12: 1st</b>			
		<b>Rec.</b>	
vs. Gonzaga	W	4-3	1-0
vs. Nebraska	W	15-7	2-0
vs. Pacific	W	14-6	3-0
vs. Pacific	W	7-0	4-0
vs. Nebraska	L	2-9	4-1
vs. Michigan State	L	7-8	4-2
vs. Indiana	W	8-1	5-2
vs. Washington	W	3-2	6-2
Wright State	W	7-0	7-2
Wright State	W	6-4	8-2
Wright State	L	2-7	8-3
Wright State	W	13-2	9-3
Portland	W	5-0	10-3
Northern Illinois	W	6-0	11-3
Northern Illinois	W	2-0	12-3
Northern Illinois	W	12-2	13-3
Northern Illinois	W	10-0	14-3
Ohio State	W	4-3	15-3
at Utah	W	6-1	16-3
at Utah	W	5-1	17-3
at Utah	W	8-0	18-3
Arizona State	W	4-0	19-3
Arizona State	L	2-3	19-4
Arizona State	L	3-7	19-5
at Arizona	W	11-2	20-5
at Arizona	L	2-11	20-6
at Arizona	W	11-0	21-6
at Portland	W	9-6	22-6
Stanford	W	4-1	23-6
Stanford	W	1-0	24-6
Stanford	W	2-1	25-6
at Washington St.	L	1-4	25-7
at Washington St.	W	12-5	26-7
at Washington St.	W	8-1	27-7
at Sacramento St.	L	6-7	27-8
at Sacramento St.	W	8-1	28-8
Oregon	W	3-1	29-8
Oregon	W	4-2	30-8
Oregon	W	7-1	31-8
at California	W	10-4	32-8
at California	W	9-3	33-8
at California	W	5-0	34-8
at Oregon	W	4-3	35-8
UCLA	W	4-2	36-8
UCLA	W	9-3	37-8
UCLA	W	11-2	38-8
vs. Portland	W	8-4	39-8
Washington	L	2-4	39-9
Washington	W	1-0	40-9
Washington	W	3-0	41-9
at Oregon	L	2-6	41-10
at USC	L	2-4	41-11
at USC	W	2-0	42-11
at USC	L	1-3	42-12
North Dakota State	W	2-1	43-12
UC Irvine	L	2-14	43-13
UNLV	W	6-1	44-13
UC Irvine	W	4-0	45-13
UC Irvine	L	2-4	45-14



**2015**

**Head coach: Pat Casey**  
**39-18-1, 19-10-1 Pac-12**

<b>Pac-12: 2nd</b>		<b>Rec.</b>
vs. Northwestern	W 2-1	1-0
vs. Michigan State	W 4-3	2-0
vs. New Mexico	L 4-7	2-1
vs. New Mexico	L 2-5	2-2
vs. Oklahoma State	W 5-3	3-2
vs. Kansas State	W 10-9	4-2
vs. Oklahoma	L 6-9	4-3
vs. Kansas	W 15-5	5-3
Grambling State	W 10-7	6-3
Grambling State	W 25-3	7-3
Grambling State	W 9-2	8-3
at Portland	W 14-2	9-3
Fresno State	W 2-1	10-3
Fresno State	W 5-2	11-3
Fresno State	W 12-2	12-3
Fresno State	W 2-1	13-3
Portland	W 12-3	14-3
at Arizona State	W 1-0	15-3
at Arizona State	L 3-4	15-4
at Arizona State	L 4-7	15-5
Washington State	W 5-2	16-5
Washington State	W 3-0	17-5
Washington State	W 2-1	18-5
San Jose State	W 6-1	19-5
San Jose State	W 8-2	20-5
Cal Poly	L 1-8	20-6
Cal Poly	L 2-7	20-7
Cal Poly	W 4-2	21-7
at UCLA	W 3-2	22-7
at UCLA	L 1-4	22-8
at UCLA	L 5-10	22-9
at Oregon	L 2-3	22-10
at Oregon	W 4-2	23-10
at Oregon	L 9-10	23-11
Arizona	W 3-1	24-11
Arizona	L 1-3	24-12
Arizona	W 5-3	25-12
USC	L 3-11	25-13
USC	W 3-2	26-13
USC	W 9-6	27-13
at Washington	W 4-2	28-13
at Washington	L 6-8	28-14
at Washington	W 4-1	29-14
Oregon	W 10-2	30-14
Utah	W 3-0	31-14
Utah	W 2-0	32-14
Utah	T 2-2	32-14
vs. Portland	W 20-0	33-14
at Stanford	W 5-2	34-14
at Stanford	W 7-5	35-14
at Stanford	W 12-3	36-14
Oregon	L 2-3	36-15
California	W 4-0	37-15
California	W 9-0	38-15
California	L 3-7	38-16
vs. Texas	W 5-4	39-16
vs. VCU	L 1-5	39-17
at Dallas Baptist	L 1-7	39-18

**2016**

**Head coach: Pat Casey**  
**35-19, 16-14 Pac-12**

<b>Pac-12: Tied-3rd</b>		<b>Rec.</b>
vs. Ball State	W 7-6	1-0
vs. Utah Valley	L 9-12	1-1
vs. Minnesota	W 8-7	2-1
vs. Utah	W 10-2	3-1
vs. Kansas State	W 7-5	4-1
vs. Kansas State	W 14-0	5-1
vs. Kansas	W 9-3	6-1
vs. Kansas	W 3-1	7-1
at San Diego	W 7-2	8-1
vs. William & Mary	W 12-3	9-1
at San Diego	W 5-2	10-1
San Francisco	W 8-5	11-1

San Francisco	W 4-0	12-1
San Francisco	L 0-5	12-2
Arizona State	W 3-2	13-2
Arizona State	W 12-2	14-2
Arizona State	W 7-3	15-2
at Portland	W 13-6	16-2
at California	L 2-6	16-3
at California	L 0-5	16-4
at California	L 3-5	16-5
San Diego State	L 5-6	16-6
San Diego State	W 9-6	17-6
Washington	W 10-1	18-6
Washington	W 5-4	19-6
Washington	L 2-3	19-7
Central Arkansas	W 6-2	20-7
vs. Central Arkansas	W 6-2	21-7
Central Arkansas	W 7-1	22-7
at Washington St.	W 12-3	23-7
at Washington St.	L 5-7	23-8
at Washington St.	L 3-8	23-9
at Oregon	W 11-10	24-9
at Utah	W 10-4	25-9
at Utah	W 7-2	26-9
at Utah	L 6-7	26-10
at Oregon	L 6-7	26-11
Stanford	W 3-2	27-11
Stanford	L 0-6	27-12
Stanford	W 11-4	28-12
Seattle	W 5-4	29-12
at Arizona	L 1-6	29-13
at Arizona	L 1-4	29-14
at Arizona	L 5-6	29-15
vs. Portland	L 5-7	29-16
Oregon	L 4-7	29-17
Oregon	W 6-3	30-17
Oregon	L 3-6	30-18
at USC	W 3-1	31-18
at USC	L 1-10	31-19
at USC	W 4-1	32-19
UCLA	W 1-0	33-19
UCLA	W 3-0	34-19
UCLA	W 6-0	35-19

**2017**

**Head coach: Pat Casey**  
**56-6, 27-3 Pac-12**

<b>Pac-12: 1st</b>		<b>Rec.</b>
vs. Indiana	W 1-0	1-0
vs. Duke	W 6-3	1-0
vs. Duke	W 11-2	3-0
vs. Indiana	W 4-1	4-0
vs. Nebraska	W 10-1	5-0
vs. Ohio State	L 1-6	5-1
vs. Nebraska	W 5-2	6-1
vs. Ohio State	W 5-1	7-1
UC Davis	W 4-0	8-1
UC Davis	W 14-2	9-1
UC Davis	W 4-1	10-1
Ball State	W 2-0	11-1
Ball State	W 5-0	12-1
Ball State	W 5-1	13-1
Ball State	W 8-4	14-1
at Arizona State	W 2-0	15-1
at Arizona State	W 10-1	16-1
at Arizona State	W 4-0	17-1
Arizona	W 4-3	18-1
Arizona	W 5-4	19-1
Arizona	W 11-7	20-1
at Saint Mary's	W 4-3	21-1
at Stanford	W 3-1	22-1
at Stanford	W 15-7	23-1
at Stanford	W 7-0	24-1
at Portland	W 4-3	25-1
Utah	W 5-4	26-1
Utah	W 5-4	27-1
Utah	W 5-1	28-1
at Washington	L 2-3	28-2
at Washington	W 5-2	29-2
at Washington	W 3-0	30-2
at UCLA	W 4-2	31-2

at UCLA	L 1-7	31-3
at UCLA	W 2-1	32-3
USC	W 3-1	33-3
USC	L 5-7	33-4
USC	W 10-1	34-4
Oregon	W 4-1	35-4
California	W 8-0	36-4
California	W 11-10	37-4
California	W 10-2	38-4
at Oregon	W 6-1	39-4
at Oregon	W 5-4	40-4
at Oregon	W 1-0	41-4
vs. Portland	W 7-1	42-4
Washington State	W 4-3	43-4
Washington State	W 5-0	44-4
Washington State	W 14-3	45-4
Abilene Christian	W 9-0	46-4
Abilene Christian	W 5-4	47-4
Abilene Christian	W 11-0	48-4
Abilene Christian	W 4-2	49-4
Holy Cross	W 8-2	50-4
Yale	W 11-0	51-4
Yale	W 8-1	52-4
Vanderbilt	W 8-4	53-4
Vanderbilt	W 9-2	54-4
vs. CSU Fullerton	W 6-5	55-4
vs. LSU	W 13-1	56-4
vs. LSU	L 1-3	56-5
vs. LSU	L 1-6	56-6

**Game-By-Game Records**

**Best record by game number**

Gm. #	W	L	Pct.	Times	Years (Last)
1	1 - 0	0	1.000	78	2017
2	2 - 0	0	1.000	59	2017
3	3 - 0	0	1.000	36	2017
4	4 - 0	0	1.000	27	2017
5	5 - 0	0	1.000	20	2017
6	6 - 0	0	1.000	16	2013
7	7 - 0	0	1.000	12	2013
8	8 - 0	0	1.000	8	2013
9	9 - 0	0	1.000	6	2013
10	10 - 0	0	1.000	5	1951, 1959, 1960, 1962, 2013
11	11 - 0	0	1.000	4	1951, 1959, 1962, 2013
12	12 - 0	0	1.000	4	1951, 1959, 1962, 2013
13	13 - 0	0	1.000	4	1951, 1959, 1962, 2013
14	14 - 0	0	1.000	4	1951, 1959, 1962, 2013
15	15 - 0	0	1.000	4	1951, 1959, 1962, 2013
16	16 - 0	0	1.000	2	1951, 1962
17	17 - 0	0	1.000	2	1951, 1962
18	18 - 0	0	1.000	2	1951, 1962
19	18 - 1	1	.947	4	1951, 1962, 2013, 2017
20	19 - 1	1	.950	3	1962, 2013, 2017
21	20 - 1	1	.952	3	1962, 2013, 2017
22	21 - 1	1	.954	2	1962, 2017
23	22 - 1	1	.956	2	1962, 2017
24	23 - 1	1	.958	2	1962, 2017
25	24 - 1	1	.960	1	2017
26	25 - 1	1	.962	1	2017
27	26 - 1	1	.963	1	2017
28	27 - 1	1	.964	1	2017
29	28 - 1	1	.966	1	2017
30	28 - 2	2	.934	1	2017
31	29 - 2	2	.935	1	2017
32	30 - 2	2	.938	1	2017
33	31 - 2	2	.939	1	2017
34	31 - 3	3	.912	1	2017

Gm. #	W	L	Pct.	Times	Years (Last)
35	32 - 3	3	.914	1	2017
36	33 - 3	3	.917	1	2017
37	33 - 4	4	.891	1	2017
38	34 - 4	4	.895	1	2017
39	35 - 4	4	.897	1	2017
40	36 - 4	4	.900	1	2017
41	37 - 4	4	.902	1	2017
42	38 - 4	4	.905	1	2017
43	39 - 4	4	.907	1	2017
44	40 - 4	4	.909	1	2017
45	41 - 4	4	.911	1	2017
46	42 - 4	4	.913	1	2017
47	43 - 4	4	.915	1	2017
48	44 - 4	4	.917	1	2017
49	45 - 4	4	.918	1	2017
50	46 - 4	4	.920	1	2017
51	47 - 4	4	.922	1	2017
52	48 - 4	4	.923	1	2017
53	49 - 4	4	.925	1	2017
54	50 - 4	4	.926	1	2017
55	51 - 4	4	.927	1	2017
56	52 - 4	4	.929	1	2017
57	53 - 4	4	.930	1	2017
58	54 - 4	4	.931	1	2017
59	55 - 4	4	.932	1	2017
60	56 - 4	4	.933	1	2017
61	56 - 5	5	.918	1	2017
62	56 - 6	6	.904	1	2017
63	51 - 12	12	.810	1	2013
64	52 - 12	12	.813	1	2013
65	52 - 13	13	.800	1	2013
66	50 - 16	16	.758	1	2006
67	49 - 18	18	.731	1	2007



*TD Ameritrade Park Omaha, the home of the College World Series*

# 2018 OREGON STATE BASEBALL

## ALL-TIME VERSUS OPPONENTS

Twitter.com/BeaverBaseball  
Instagram.com/BeaverBaseball  
Facebook.com/OregonStateBaseball

Opponent	First	Last	W	L	T
Abilene Christian	2017		4	0	0
Air Force	1970	1985	4	0	0
Albany	1927		1	0	0
Albertson	1916		2	0	0
Albuquerque	1967		0	2	0
Arizona	1963	2017	35	36	0
Arizona State	1963	2017	35	47	0
Arkansas	1986	1995	1	2	0
Arkansas-Pine Bluff	2012		3	0	0
Baylor	2005		0	1	0
Baker City	1914	1916	3	0	0
Ball State	2016	2017	5	0	0
Belmont	2012		1	0	0
Boise State	1975		1	0	0
Bryant	2013		4	0	0
BYU	1971	2009	15	6	0
California	1916	2017	42	43	0
UC-Davis	1955	2017	6	2	0
UC-Irvine	1972	2014	2	3	0
UC-Riverside	1970	2013	14	9	0
UC-Santa Barbara	1968	2013	16	10	1
Cal Poly	1968	2015	8	3	1
Central Arkansas	2016		3	0	0
Chico State	1920	1990	18	10	1
Cal State-Fullerton	1972	2017	2	4	0
Cal State-Hayward	1974	1978	3	1	0
Cal State-Los Angeles	1976	1978	1	3	0
Cal State-Northridge	1999	2005	10	9	0
Cal State-Sacramento	1961	2014	24	14	0
Cal State-Sonoma	1988		2	1	0
Cal State-Stanislaus	1975	1979	1	1	0
Camp Adair	1943		1	1	0
Camp Lewis	1921		1	0	0
Canada Baseball Inst.	1994	1997	2	1	0
Central Florida	1992	1998	2	1	0
Central Michigan	2000		1	1	0
CETYS (Mexico)	1998		1	0	0
Chapman	1968	1972	2	1	0
Chemawa	1907	1922	12	1	0
Chicago State	2004		1	0	0
Citadel	2004		1	1	0
Clemson	1988	2001	2	3	0
Colorado	1972		1	0	0
Concordia (Ore.)	1980	2003	11	0	0
Connecticut	2011	2012	1	1	0
Cornell	1986		2	0	0
Corvallis	1914		1	0	0
Creighton	1996	2011	3	0	0
Dallas Baptist	2005	2015	2	2	0
Delaware	1976		1	0	0
Duke	1952	2017	2	1	0
Eastern Michigan	1976		0	1	0
Eastern Oregon	1968	1995	4	0	0
Eastern Washington	1981	1990	32	10	0
Eugene Emeralds	1957	1959	0	2	0
Evansville	1992	2007	4	1	0
Florida	2010		0	1	0
Florida Atlantic	1998	2010	2	1	0
Fresno State	1952	2015	13	28	0
George Fox	1980	2003	13	1	0
George Washington	1988		1	0	0
Georgia	2006	2011	7	1	0
Gonzaga	1919	2014	64	33	0
Grambling State	1968	2015	4	0	0
Grand Canyon	1966	1994	3	2	0
Grant Tech	1953		1	0	0
Hartford	2011		4	0	0
Harvard	1985	1989	1	1	0
Hawai'i	1961	2010	9	16	0
Hawai'i-Hilo	1996	2007	9	0	1

Opponent	First	Last	W	L	T
Hawai'i Marines	1961		1	0	0
Helena	1914		1	2	0
Hickam Field Air Force	1961		1	0	0
Holy Cross	2017		1	0	0
Howard	1997		1	0	0
Humboldt State	1974		0	1	0
Idaho	1910	1964	103	41	1
Illinois	2012		1	0	0
Illinois-Chicago	1992		2	0	0
Indiana	2011	2017	5	0	0
Kansas	2006	2016	4	0	0
Kansas State	1971	2016	8	4	0
Keio (Japan)	1961		0	1	0
Kelso	1924	1926	2	1	0
Lafayette	1991		1	0	0
LaVerne	1975		1	0	0
Lewis & Clark	1947	1994	38	3	0
Lewis-Clark State	1975	1997	9	6	0
Linfield	1927	1997	74	15	0
Long Beach State	1980	2011	4	9	0
Louisiana-Monroe	2012		1	0	0
Louisville	2013		1	0	0
Loyola Marymount	1972	2008	1	2	0
LSU	2012	2017	1	4	0
Maine	1978	2010	7	0	0
McChord Air Force Base	1955		1	0	0
McMinnville Tigers	1915		0	2	0
McNeese State	1991		0	1	0
Meiji (Japan)	1924	1929	1	1	0
Miami (Fla.)	2006		1	1	0
Miami (Ohio)	2008		1	0	0
Michigan	2007		4	0	0
Michigan State	1995	2015	2	2	0
Minnesota	1990	2016	5	3	0
Mississippi State	2013		0	2	0
Missouri	1985	2009	3	0	0
Missouri State	1993	2009	2	2	0
Montana	1947	1960	5	0	0
Mt. Angel	1912	1924	7	0	0
Multnomah Athletic Cl.	1908	1928	7	7	0
Naval Air	1961		0	1	0
Nebraska	1999	2017	4	1	0
Nevada	1962	2012	13	3	0
New Mexico	1991	2015	8	4	0
New Mexico State	1995	2011	7	2	0
New York Colored Sox	1921		0	1	0
Nittaidi (Japan)	1996		2	0	0
North Carolina	2006	2007	4	1	0
North Dakota State	2014		1	0	0
Northern Arizona	1966	1977	3	3	0
North Pacific Dental	1921	1933	5	0	0
Northern Illinois	2009	2014	7	0	0
Northwestern	1992	2015	1	2	0
Notre Dame	1986		1	0	0
Ohio State	1990	2017	5	2	0
Oklahoma	1971	2015	3	6	0
Oklahoma State	1991	2015	3	3	0
Oral Roberts	1978	2002	4	3	0
Oregon	1907	2017	178	162	0
Oregon Tech	1974	1990	17	1	0
Pacific (Calif.)	1977	2014	14	7	0
Pacific (Ore.)	1912	1996	56	3	1
Pearl Harbor	1961		1	0	0
Pendleton	1915		2	0	0
Pepperdine	1977	2008	5	8	0
Portland	1909	2017	167	61	0
Portland Beavers	1981		1	0	0
Portland Colts	1913		0	1	0
Portland Roadsters	1911		0	1	0
Portland State	1950	1998	106	48	0

Opponent	First	Last	W	L	T
Puget Sound	1970	1980	10	3	0
Regina	1913		1	4	0
Rice	2006		2	0	0
Richmond	1986		1	0	0
Rutgers	2007		2	0	0
Sacramento Senators	1920		0	2	0
St. John's Bears	1926		1	0	0
St. John's (N.Y.)	1970	2005	3	0	0
St. Martin's	1998		3	0	0
St. Mary's (Calif.)	1971	2017	5	3	1
Salem High	1907	1909	2	1	0
Salem Senators	1924	1955	6	10	0
San Diego	1973	2016	7	10	0
San Diego State	1973	2016	12	7	1
San Francisco	1974	2016	10	5	0
San Jose State	1953	2015	11	11	1
Santa Clara	1920	2008	4	14	1
Seattle	1952	2016	9	4	1
Seton Hall	1984		1	0	0
South Florida	1998		1	0	0
Southern California	1951	2017	32	53	0
Southern Oregon	1964	1982	8	1	0
Southern Utah	1992	2010	4	0	0
Southwestern La.	1984	1991	1	1	0
Spokane Indians	1916		0	2	0
Stanford	1920	2017	44	44	0
Saint Louis	2007	2012	2	0	0
SubPac	1961		1	0	0
Tennessee	2009	2010	3	2	0
Texas	1952	2015	1	1	0
Texas A&M	1988	2013	5	4	0
Texas A&M-Corpus Chr.	2011		0	1	0
Texas-Arlington	1993	2004	1	1	0
Texas Christian	1993	2009	1	3	0
Texas-Pan American	2006		3	0	0
Texas-San Antonio	2011	2013	2	0	0
Texas State	2013		3	0	0
Texas Tech	1999	2009	2	1	0
Tulane	1986	2005	0	3	0
Tulsa	1970	1976	2	0	0
UALR	2004	2011	2	0	0
UCLA	1967	2017	36	37	0
United States Int.	1987		1	0	0
UNLV	1975	2014	6	4	0
Utah	1973	2017	22	3	1
Utah Valley	2006	2016	10	3	0
Valdosta State	1978		1	0	0
Vanderbilt	2008	2017	2	3	0
VCU	2015		0	1	0
Virginia	2007		2	1	0
VMI	2011		2	0	0
Washington	1911	2017	238	193	2
Washington State	1910	2017	205	230	2
Western Kentucky	2002		1	0	0
Western Oregon	1908	1995	69	9	0
Western Washington	1975		1	0	0
Westmont	1968	1969	2	0	0
West Virginia	2000	2012	2	0	0
Whitman	1908	1960	15	6	0
Willamette	1907	1997	84	23	0
William & Mary	2016		1	0	0
Winthrop	2005	2012	2	0	0
Wisconsin	1986		0	1	0
Woodburn	1908		0	1	0
Wright State	1996	2014	5	1	0
Wyoming	1979		1	0	0

## Oregon State's Final Rankings

Year	BA	CB	USA	NCBWA	Rivals/PG	D1
1962	-	15	-	-	-	-
1963	-	10	-	-	-	-
1964	-	22	-	-	-	-
1985	-	29	-	-	-	-
1986	21	23	-	21	-	-
2005	7	7	7	7	7	-
2006	1	1	1	1	1	-
2007	1	1	1	1	1	-

Year	BA	CB	USA	NCBWA	Rivals/PG	D1
2009	-	24	-	24	25	-
2011	10	10	11	12	10	-
2012	24	25	22	22	23	-
2013	4	4	4	4	4	-
2014	13	17	12	14	10	-
2015	-	18	25	27	18	23
2017	3	3	3	3	3	3

### Key:

BA-Baseball America; CB-Collegiate Baseball;  
USA-USA Today Coaches Poll; NCBWA-National Collegiate Baseball Writers Association; Rivals/PG-Rivals.com/Perfect Game; D1-D1Baseball.com



America East	First	Last	W	L	T
Bryant	2013		4	0	
Hartford	2011		4	0	
Maine	1978	2010	7	0	

Atlantic Coast	First	Last	W	L	T
Clemson	1988	2001	2	3	
Duke	1952	2017	2	1	
Miami (Fla.)	2006		1	1	
North Carolina	2006	2007	4	1	
Virginia	2007		2	1	

Atlantic 10	First	Last	W	L	T
Richmond	1986		1	0	
St. Louis	2007	2012	2	0	
VCU	2015		0	1	

Big East	First	Last	W	L	T
Connecticut	2011	2012	1	1	
Louisville	2013		1	0	
Notre Dame	1986		1	0	
Rutgers	2007		2	0	
St. John's (N.Y.)	1970	2005	3	0	
Seton Hall	1984		1	0	
South Florida	1998		1	0	

Big South	First	Last	W	L	T
Florida Atlantic	1998	2010	2	1	
UALR	2004	2011	2	0	
VMI	2011		2	0	
Winthrop	2005	2012	2	0	

Big Ten	First	Last	W	L	T
Illinois	2012		1	0	
Indiana	2011	2014	3	0	
Michigan	2007		4	0	
Michigan State	1995	2014	1	2	
Minnesota	1990	2016	5	3	
Nebraska	1999	2017	4	1	
Northwestern	1992		0	2	
Ohio State	1990	2017	5	2	

Big 12	First	Last	W	L	T
Baylor	2005		0	1	
Kansas	2006	2016	4	0	
Kansas State	1971	2016	8	4	
Oklahoma	1971	2015	3	6	
Oklahoma State	1991	2015	3	3	
Texas	1952	2015	1	1	
Texas Christian	1993	2009	1	3	
Texas Tech	1999	2009	2	1	
West Virginia	2000	2012	2	0	

Big West	First	Last	W	L	T
UC-Davis	1955	2017	6	2	
UC-Irvine	1972	2014	2	3	
UC-Riverside	1970	2013	14	9	
UC-Santa Barbara	1968	2013	16	10	1
Cal Poly	1968	2015	8	3	1
Cal State-Fullerton	1972	2017	2	4	
Cal State-Northridge	1999	2005	10	9	
Hawai'i	1961	2010	9	16	
Long Beach State	1980	2011	4	9	
Pacific (Calif.)	1977	2014	14	7	

Colonial	First	Last	W	L	T
Delaware	1976		1	0	
William & Mary	2016		1	0	

Conference USA	First	Last	W	L	T
Central Florida	1992	1998	2	1	
Rice	2006		2	0	
Tulane	1986	2005	0	3	

Great West	First	Last	W	L	T
Chicago State	2004		1	0	
Texas-Pan American	2006		3	0	
Utah Valley	2006	2016	10	3	

Horizon	First	Last	W	L	T
Illinois-Chicago	1992		2	0	
Wright State	1996	2014	5	1	

Ivy	First	Last	W	L	T
Cornell	1986		2	0	
Harvard	1985	1989	1	1	
Yale	2017		2	0	

Mid-American	First	Last	W	L	T
Ball State	2016	2017	5	0	
Central Michigan	2000		1	1	
Eastern Michigan	1976		0	1	
Miami (Ohio)	2008		1	0	

Missouri Valley	First	Last	W	L	T
Creighton	1996	2011	3	0	
Evansville	1992	2007	4	1	
Missouri State	1993	2009	2	2	
Northern Illinois	2009	2014	7	0	

Mountain West	First	Last	W	L	T
Air Force	1970	1985	4	0	
Fresno State	1952	2015	13	28	
Nevada	1962	2012	13	3	
New Mexico	1991	2015	8	4	
San Diego State	1973	2016	12	7	1
San Jose State	1953	2015	11	11	1
UNLV	1975	2014	6	4	

Ohio Valley	First	Last	W	L	T
Belmont	2012		1	0	

Pac-12	First	Last	W	L	T
Arizona	1963	2017	35	36	
Arizona State	1963	2017	35	47	
California	1916	2017	42	43	
Oregon	1907	2017	178	162	
Southern California	1951	2017	32	53	
Stanford	1920	2017	44	44	
UCLA	1967	2017	36	37	
Utah	1973	2017	22	3	1
Washington	1911	2017	238	193	2
Washington St.	1910	2017	205	230	2

Patriot	First	Last	W	L	T
Holy Cross	2017		1	0	
Lafayette	1991		1	0	

Southern	First	Last	W	L	T
The Citadel	2004		1	1	

Southeastern	First	Last	W	L	T
Arkansas	1986	1995	1	2	
Florida	2010		0	1	
Georgia	2006	2011	7	1	
LSU	2012	2017	1	4	
Mississippi State	2013		0	2	
Missouri	1985	2009	3	0	
Tennessee	2009	2010	3	2	
Texas A&M	1988	2013	5	4	
Vanderbilt	2008	2017	2	3	

Southland	First	Last	W	L	T
Abilene Christian	2017		4	0	
McNeese State	1991		0	1	
Texas A&M-Corpus Chr.	2011		0	1	
Texas-Arlington	1993	2004	1	1	
Texas-San Antonio	2011	2013	2	0	

Southwestern Ath.	First	Last	W	L	T
Arkansas-Pine Bluff	2012		3	0	
Grambling	1968	2015	4	0	

Summit	First	Last	W	L	T
North Dakota State	2014		1	0	
Oral Roberts	1978	2002	4	3	
Southern Utah	1992	2010	4	0	

Sun Belt	First	Last	W	L	T
Louisiana-Monroe	2012		1	0	
Texas State	2013		3	0	
Western Kentucky	2002		1	0	

West Coast	First	Last	W	L	T
BYU	1971	2009	15	6	
Gonzaga	1919	2014	63	33	
Loyola Marymount	1972	2008	1	2	
Pepperdine	1977	2008	5	8	
Portland	1909	2017	167	61	
St. Mary's (Calif.)	1971	2017	5	3	1
San Diego	1973	2016	7	10	
San Francisco	1974	2016	10	5	
Santa Clara	1920	2008	4	14	1
Seattle	1952	2016	9	4	1

Western Athletic	First	Last	W	L	T
Cal State-Sacramento	1961	2014	24	14	
Dallas Baptist	2005		2	1	
New Mexico State	1995	2011	7	2	



**Oregon State  
 Season Openers**

Total.....	108
Home .....	48
Road .....	36
Neutral .....	24
Overall.....	78-30
Home .....	39-9
Road.....	21-15
Neutral .....	18-6

Most runs.....23, 1960  
 vs. Whitman

Fewest runs.....0, twice  
 last: 1937 vs. Willamette

**Season Openers  
 Under Pat Casey**

Total.....	23
Home .....	1
Road .....	9
Neutral .....	13
Overall.....	17-6
Home .....	1-0
Road.....	5-4
Neutral .....	11-2

Most runs.....19, 2005  
 vs. New Mexico State

Fewest runs.....1, 2008  
 vs. Vanderbilt

**1988**

Oregon State 10  
 Sonoma state 3  
*Sonoma, Calif.*

1. John Sipple	LF
2. Tim Lambert	DH
3. Aaron Anderson	RF
4. Randy Duke	1B
5. Lance Rice	C
6. Ben Johnson	SS
7. Jeff Brauning	2B
8. Scott Sanders	CF
9. Troy Haugen	3B
Rod Scheckla	P

**1989**

Oregon State 4  
 Chico State 3  
*Chico, Calif.*

1. Troy Haugen	2B
2. Dennis Kluss	CF
3. Jeff Otis	1B
4. Jeff Brauning	SS
5. Paul Pinion	DH
6. Scott Sanders	LF
7. Ben Johnson	C
8. Erik Ostmo	RF
9. R. A. Neitzel	3B
Ken Neilson	P

**1990**

Oregon State 3  
 Chico State 4  
*Chico, Calif.*

1. R.A. Neitzel	2B
2. Aaron Anderson	RF
3. Ben Johnson	SS
4. Scott Sanders	LF
5. Larry Vadic	DH
6. Chris Kaleikilo	1B
7. Dave Schoppe	3B
8. Paul Sanders	C
9. Dave Williams	CF
Ken Neilson	P

**1991**

George Fox 3  
 Oregon State 15  
*Corvallis, Ore.*

*No lineup available*

**1992**

Concordia 2  
 Oregon State 17  
*Corvallis, Ore.*

1. Dave Williams	CF
2. Kevin Hooker	1B
3. Aaron Anderson	RF
4. David Anderson	LF
5. Chad Busik	DH
6. Jon Yonemitsu	2B
7. Jamie Burke	3B
8. Allen Snelling	SS
9. Randy Hunter	C
Jeff Post	P

**1993**

Oregon State 1  
 California 10  
*Sacramento, Calif.*

1. AJ Marquardt	CF
2. Jim Champion	1B
3. Jason Akina	DH
4. Jamie Burke	3B
5. Randy Hunter	C
6. Jon Yonemitsu	2B
7. Brent Watts	RF
8. Allen Snelling	SS
9. Tim Kissiner	LF
Scott Christman	P

**1994**

Western Oregon 1  
 Oregon State 2  
*Corvallis, Ore.*

1. Brent Watts	CF
2. Kevin Hooker	2B
3. John Dixon	DH
4. Jim Champion	1B
5. Pat Meiwes	3B
6. Tim Kissner	LF
7. Tim Efraimson	RF
8. David Schmidt	C
9. Allen Snelling	SS
Mike Thurman	P

**1995**

Western Oregon 3  
 Oregon State 4  
*Corvallis, Ore.*

1. Scott Hardin	3B
2. Kevin Hooker	2B
3. Chris Wakeland	LF
4. Marc Mallowy	RF
5. John Dixon	DH
6. David Schmidt	C
7. Pat Meiwes	1B
8. Allen Snelling	SS
9. Darren Bland	CF
Jeremy Beard	P

**1996**

Oregon State 5  
 Pacific 4  
*Stockton, Calif.*

1. Abino Vazquez	CF
2. Ryan McDonald	2B
3. Chris Wakeland	LF
4. Matt Bailie	1B
5. Mitch Gregg	DH
6. David Schmidt	C
7. Mike Leone	3B
8. Jason Stanberg	RF
9. Brandon Hageman	SS
Andrew Checketts	P

**1997**

Oregon State 14  
 Hawai'i 4  
*Honolulu, Hawai'i*

1. Ryan Hiltz	LF
2. Ryan Lipe	3B
3. Ryan McDonald	2B
4. Matt Bailie	1B
5. Ben Bertrand	C
6. Mike Leone	DH
7. Jason Stanberg	RF
8. Troy Schader	SS
9. Tyson Vermillion	CF
Andrew Checketts	P

**1998**

South Florida 6  
 Oregon State 7  
*Melbourne, Fla.*

1. Jason Stanberg	RF
2. Corrie Willkie	2B
3. Ben Bertrand	C
4. Greg Conley	DH
5. Ryan Lipe	3B
6. Matt Bailie	1B
7. Troy Schader	SS
8. Drew Hedges	LF
9. Casey Macomb	CF
Mark Newell	P

**1999**

Oregon State 13  
 Kansas State 6  
*Peoria, Ariz.*

1. Bryan Ingram	C
2. Drew Hedges	LF
3. Troy Schader	SS
4. Curtis Davis	DH
5. Tim Dryden	1B
6. Josh Carter	3B
7. Rob Colley	RF
8. Corrie Willkie	2B
9. Eric Stark	CF
B.R. Cook	P

**2000**

Kansas State 7  
 Oregon State 6  
*Albuquerque, N.M.*

1. Eric Stark	CF
2. Bryan Ingram	C
3. Joe Gerber	1B
4. Josh Carter	LF
5. Drew Hedges	DH
6. Rod Gott	RF
7. Zach Gordon	2B
8. Brian Barden	3B
9. Will Hudson	SS
Thad Johnson	P

**2001**

Oregon State 7  
 Cal-State Northridge 17  
*Northridge, Calif.*

1. Eric Stark	CF
2. Bryan Ingram	C
3. Josh Carter	RF
4. Brian Barden	3B
5. Andy Jarvis	1B
6. Jason McBride	DH
7. Chris Biles	LF
8. Zach Gordon	2B
9. Will Hudson	SS
Thad Johnson	P

2002	2006	2010	2014
Oregon State 5 Arizona State 13 <i>Mesa, Ariz.</i>	Nevada 4 Oregon State 12 <i>Surprise, Ariz.</i>	Oregon State 10 Hawaii 6 <i>Honolulu, Hawaii</i>	Gonzaga 3 Oregon State 4 <i>Tempe, Ariz.</i>
1. Tom Creighton DH 2. Kerisi Reynolds 2B 3. Brian Barden 3B 4. Chris Biles RF 5. Seth Pietsch LF 6. Andy Jarvis 1B 7. Will Hudson SS 8. Paul Richie C 9. Woodward CF Josh Garcia P	1. Cole Gillespie LF 2. Scott Santschi RF 3. Darwin Barney SS 4. Geoff Wagner DH 5. Shea McFeely 3B 6. Mitch Canham C 7. Bill Rowe 1B 8. Koa Kahalehoe CF 9. Chris Kunda 2B Dallas Buck P	1. Rob Folsom LF 2. Michael Miller RF 3. Adalberto Santos CF 4. Jared Norris 1B 5. Stefen Romero 3B 6. Carter Bell SS 7. Brandon Hayes DH 8. Andrew Susac C 9. John Tommasini 2B Tyler Waldron P	1. Jeff Hendrix CF 2. Andy Peterson 2B 3. Michael Conforto LF 4. Dylan Davis RF 5. Michael Howard DH 6. Kavin Keyes 3B 7. Jerad Casper 1B 8. Logan Ice C 9. Trever Morrison SS Andrew Moore P
2003	2007	2011	2015
Oregon State 6 UC-Riverside 9 <i>Riverside, Calif.</i>	Oregon State 5 Hawai'i-Hilo 0 <i>Hilo, Hawai'i</i>	Oregon State 4 Gonzaga 3 <i>Fresno, Calif.</i>	Northwestern 1 Oregon State 2 <i>Surprise, Ariz.</i>
1. Seth Pietsch LF 2. Chris Kunda 2B 3. Chris Biles RF 4. Andy Jarvis 1B 5. Aaron Mathews CF 6. Jacoby Ellsbury DH 7. Tony Calderon 3B 8. Paul Richie C 9. Rob Recuenco SS Jake Postlewait P	1. Darwin Barney SS 2. Joey Wong 2B 3. Jason Ogata DH 4. Mitch Canham C 5. Mike Lissman LF 6. Jordan Lennerton 1B 7. Braden Wells CF 8. John Wallace RF 9. Lonnie Lechelt 3B Mike Stutes P	1. Garrett Nash CF 2. Brian Stamps LF 3. Andrew Susac C 4. Parker Berberet DH 5. Carter Bell 3B 6. Tyler Smith 2B 7. Jared Norris 1B 8. Kavin Keyes SS 9. Jordan Poyer RF Sam Gaviglio P	1. Jeff Hendrix CF 2. Trever Morrison SS 3. KJ Harrison 1B 4. Michael Howard DH 5. Elliott Cary RF 6. Caleb Hamilton 3B 7. Logan Ice C 8. Joey Jansen LF 9. Christian Donahue 2B Andrew Moore P
2004	2008	2012	2016
Oregon State 8 Utah 6 <i>Surprise, Ariz.</i>	Vanderbilt 8 Oregon State 1 <i>Surprise, Ariz.</i>	Oregon State 7 UC Santa Barbara 3 <i>Santa Barbara, Calif.</i>	Ball State 6 Oregon State 7 <i>Surprise, Ariz.</i>
1. Aaron Mathews CF 2. Tyler Graham DH 3. Jacoby Ellsbury RF 4. Tony Calderon SS 5. Shea McFeely 3B 6. Andy Jenkins 1B 7. Mike Lissman LF 8. Paul Richie C 9. Chad Schroeder 2B Jake Postlewait P	1. Braden Wells LF 2. Joey Wong SS 3. Jason Ogata 2B 4. Daniel Robertson RF 5. Drew George 1B 6. Garrett Nash DH 7. Lonnie Lechelt 3B 8. Erik Ammon C 9. Chris Hopkins CF Mike Stutes P	1. Ryan Barnes LF 2. Kavin Keyes 3B 3. Ryan Dunn SS 4. Jake Rodriguez C 5. Sam Montgomery RF 6. Dylan Davis DH 7. Danny Hayes 1B 8. Joey Matthews CF 9. John Tommasini 2B Ben Wetzler P	1. Christian Donahue DH 2. Nick Madrigal 2B 3. Trever Morrison SS 4. KJ Harrison 1B 5. Logan Ice C 6. Kyle Nobach LF 7. Jack Anderson RF 8. Cadyn Grenier 3B 9. Steven Kwan CF Drew Rasmussen P
2005	2009	2013	2017
New Mexico State 0 Oregon State 19 <i>Tempe, Ariz.</i>	Oregon State 4 Tennessee 5 <i>Knoxville, Tenn.</i>	Utah Valley 2 Oregon State 5 <i>Palm Springs, Calif.</i>	Indiana 0 Oregon State 1 <i>Surprise, Ariz.</i>
1. Darwin Barney SS 2. Mitch Canham 1B 3. Jacoby Ellsbury CF 4. Mike Lissman LF 5. Joey Ledesma DH 6. Shea McFeely 3B 7. Chris Campos RF 8. Billy Munich C 9. Todd Shelton 2B Dallas Buck P	1. Joey Wong SS 2. Adalberto Santos CF 3. Ryan Ortiz C 4. Logan Lotti RF 5. Blake Gibbs DH 6. Rob Folsom LF 7. Stefen Romero 1B 8. Carter Bell 3B 9. John Tommasini 2B Tanner Robles P	1. Max Gordon CF 2. Tyler Smith SS 3. Michael Conforto LF 4. Danny Hayes 1B 5. Jerad Casper 3B 6. Jake Rodriguez C 7. Kavin Keyes DH 8. Joey Matthews RF 9. Andy Peterson 2B Dan Child P	1. Steven Kwan RF 2. Nick Madrigal SS 3. Christian Donahue LF 4. Adley Rutschman C 5. KJ Harrison 1B 6. Trevor Larnach DH 7. Elliott Cary CF 8. Cadyn Grenier 2B 9. Michael Gretler 3B Luke Heimlich P





## 2017 CWS Participants OSU Visits CWS For 6th Time

The Oregon State baseball team returned to Omaha in 2017 for the first time since 2013 and sixth time overall. The champions of the Pac-12 Conference - for the third time since the league added Utah and emerged from the Pac-10 - posted a 49-4 record in the regular season and finished the year 56-6 after going 2-2 at TD Ameritrade Park.

The Beavers set the conference record with a 27-3 mark in Pac-12 play, and saw three major award winners. Nick Madrigal was named the Pac-12's Player and Defensive Player of the Year, becoming just the second player to accomplish that feat in the past 20 seasons. Luke Heimlich ended the season with a school-record 0.76 earned run average, leading the nation, and was named the conference's Pitcher of the Year. And Pat Casey, after guiding the team to the 49 wins in league play, was named the Pac-12's Coach of the Year.

- The 56 wins surpassed the 2013 team's record (52) for wins at OSU. The 2017 team's .903 winning percentage tied for the fourth-best single-season mark in NCAA Division I history.

- Oregon State swept through its first five games of the postseason, defeating Yale and Holy Cross at the Corvallis Regional before defeating Vanderbilt twice at the Corvallis Super Regional. The Beavers trailed for just half an inning in those five games, and outscored opponents, 44-9, entering the College World Series.

- Oregon State hit .299 as a team in the postseason, and the pitching staff finished with a 2.47 ERA. Steven Kwan, who was named the Most Outstanding Player at the Corvallis Regional, batted .424, while Nick Madrigal hit .394. Jake Thompson and Bryce Fehmel each earned two postseason victories.

- Offensively, the Beavers walked 49 times in nine postseason games, and were struck out only 60 times. By comparison, OSU pitchers struck out 73, walked 26 and limited opponents to 53 hits in 80 innings for an average of .186.

- Oregon State posted two 23-game win streaks, tying for the longest in school history. The first broke the then-school record of 18 games set in 1951 and 1962. The Beavers lost consecutive games just once.

- OSU outscored opponents, 136-49, during the first 23-game win streak. During the second, the Beavers scored 158 runs, holding opponents to 41.

- The club posted a school-record 31 wins at home, doing so in just 32 games. The team's lone loss came at the hands of USC, 7-5, in 10 innings.

- The Beavers averaged 3,261 fans per home date at Goss Stadium at Coleman Field, a single-season school record that ranked 19th overall in 2017, and second in the Pac-12. Oregon State surpassed the 100,000 mark for the first time in school history, totaling 101,090.

- The Oregon State pitching staff set a new school record for lowest ERA, at 1.93. That led the nation and by almost three-fourths of a run. Oregon State also led the nation with a 0.98 WHIP, and was the only school to post a mark shy of 1.00.

- Jake Thompson was named a unanimous First-Team All-American after leading the nation with 14 wins, which tied for the Oregon State single-season record. He also placed in the top 20 nationally with a 1.96 ERA.

- Nick Madrigal was a unanimous All-American as well, earning first, second and third-team honors. Heimlich and freshman Jake Mulholland each picked up at least one All-American recognition. Mulholland and Brandon Eisert were also named Freshman All-Americans.

- Oregon State was ranked first by Collegiate Baseball for 12 consecutive weeks entering the postseason, setting a record for the publication that started in 1959.

- The Beavers saw five players selected in the MLB First-Year Player Draft: Drew Rasmussen, KJ Harrison, Jake Thompson, Michael Gretler and Max Engelbrekt.

## 2017 Roster

No.	Pitchers	Yr.	B-T	Ht.	Wt.	Hometown
31	Jordan Britton	So.	L-L	6-3	204	Caldwell, Idaho
18	Scotland Church	Sr.	R-R	5-9	190	Lubbock, Texas
19	Dakota Donovan	Fr.	R-R	6-6	219	Washington, Utah
37	Brandon Eisert	Fr.	L-L	6-0	180	Beaverton, Ore.
34	Max Engelbrekt	Sr.	L-L	6-3	204	Seattle, Wash.
26	Bryce Fehmel	So.	R-R	6-1	195	Aguora Hills, Calif.
22	Grant Gambrell	Fr.	R-R	6-4	220	Clovis, Calif.
15	Luke Heimlich	Jr.	L-L	6-1	197	Puyallup, Wash.
23	Mitch Hickey	So.	R-R	6-0	184	Morgan Hill, Calif.
20	Christian Martinek	So.	L-L	6-4	234	Beaverton, Ore.
38	Jake Mulholland	Fr.	L-L	6-2	190	Snohomish, Wash.
40	Tommy Paul	So.	R-R	6-6	206	Sherwood, Ore.
25	Drew Rasmussen	So.	R-R	6-2	225	Spokane, Wash.
44	Jake Thompson	Jr.	R-R	6-2	201	Florence, Ore.
12	Sam Tweedt	So.	R-R	6-3	216	Salem, Ore.
32	Mitchell Verburg	Fr.	R-R	6-2	186	Lake Oswego, Ore.
No.	Catchers	Yr.	B-T	Ht.	Wt.	Hometown
35	Adley Rutschman	Fr.	S-R	6-2	208	Sherwood, Ore.
16	Zak Taylor	So.	R-R	6-2	204	Sherwood, Ore.
28	Zack Zalesky	Jr.	L-R	5-9	189	Corvallis, Ore.
No.	Infielders	Yr.	B-T	Ht.	Wt.	Hometown
30	Andy Armstrong	Fr.	R-R	5-9	168	Salem, Ore.
17	Andy Atwood	So.	R-R	6-1	170	Everett, Wash.
1	Christian Donahue	Jr.	S-R	5-7	167	Mililani, Hawai'i
2	Cadyn Grenier	So.	R-R	5-10	185	Henderson, Nev.
10	Michael Gretler	Jr.	R-R	6-2	175	Bonney Lake, Wash.
24	KJ Harrison	Jr.	R-R	6-0	209	Kailua, Hawai'i
3	Nick Madrigal	So.	R-R	5-7	161	Elk Grove, Calif.
7	Tyler Malone	Fr.	L-R	5-10	183	Roseville, Calif.
13	George Mendazona	Fr.	L-R	5-11	176	Redmond, Ore.
No.	Outfielders	Yr.	B-T	Ht.	Wt.	Hometown
29	Jack Anderson	Jr.	L-R	6-2	208	Lake Oswego, Ore.
9	Elliott Cary	So.	L-L	6-2	188	Niceville, Fla.
6	Joe Casey	Fr.	L-L	6-0	167	Corvallis, Ore.
33	Preston Jones	Fr.	R-R	5-11	185	Vancouver, Wash.
4	Steven Kwan	So.	L-L	5-8	169	Fremont, Calif.
11	Trevor Larnach	So.	L-R	6-4	213	Pleasant Hill, Calif.
14	Elliot Willy	Jr.	R-R	6-3	187	Bend, Ore.

**Head Coach:** Pat Casey

**Assistant Coach:** Pat Bailey

**Assistant Coach:** Andy Jenkins

**Assistant Coach:** Nate Yeskie

**Undergraduate Assistant Coaches:** Kavin Keyes, Ryan Ortiz, Andy Peterson

**Director of Operations:** Ron Northcutt

**Director of Player Development:** Tyler Graham

**Assistant Coordinator of Camps:** Jake Rodriguez

**Athletic Trainer:** Jeremy Ainsworth

**Strength & Conditioning Coach:** Chris Anderson

**Administrative Assistant:** Morgan Pearson

**Managers:** Max Anderson, Robbie Backus, Eric Benedetti, Jared Carr, Randy Le, Eric McLaughlin, Zach Padilla, Mitch Rose

**Athletic Communications:** Hank Hager

**Radio Broadcaster:** Mike Parker

**Video:** Kasey Byars



**Corvallis Regional**

**June 2 • Corvallis, Ore.**

**Holy Cross 2**  
**Oregon State 8**

Holy Cross 0 0 0 0 1 0 0 0 1 - 2 6 1  
 Oregon State 0 0 2 0 0 3 2 1 X - 8 13 2  
 WP-Thompson, Jake (13-0)  
 LP-King, Brendan (5-7)  
 T-3:08 A-3508  
 HR OSU-Gretler, Michael (3)

**June 3 • Corvallis, Ore.**

**Oregon State 11**  
**Yale 0**

Oregon State 2 0 2 1 0 6 0 0 0 - 11 16 1  
 Yale 0 0 0 0 0 0 0 0 0 - 0 2 1  
 WP-Heimlich, Luke (11-1)  
 LP-Brodkowitz, Eric (6-3)  
 T-2:49 A-3474

**June 4 • Corvallis, Ore.**

**Yale 1**  
**Oregon State 8**

Yale 1 0 0 0 0 0 0 0 0 - 1 10 2  
 Oregon State 1 0 5 0 2 0 0 0 X - 8 12 1  
 WP-Eisert, Brandon (5-0)  
 LP-Espig, Thomas (1-1)  
 T-3:19 A-3456  
 HR OSU-Gretler, Michael (4)

**Corvallis Super Regional**

**June 9 • Corvallis, Ore.**

**Vanderbilt 4**  
**Oregon State 8**

Vanderbilt 0 3 0 0 0 0 1 0 0 - 4 8 1  
 Oregon State 3 2 0 0 1 0 0 2 X - 8 10 0  
 WP-Thompson, Jake (14-0)  
 LP-Raby, Patrick (10-4)  
 T-3:09 A-3737  
 HR VU-Toffey, Will (12)  
 HR OSU-Harrison, KJ (7)

**June 10 • Corvallis, Ore.**

**Oregon State 9**  
**Vanderbilt 2**

Oregon State 0 0 4 0 0 0 3 2 0 - 9 12 1  
 Vanderbilt 0 0 0 0 0 2 0 0 0 - 2 5 1  
 WP-Fehmel, Bryce (5-2)  
 LP-Wright, Kyle (5-6)  
 T-3:00 A-3734  
 HR OSU-Harrison, KJ (8)

**2017 Postseason Statistics**

Player	AVG	G/GS	AB	R	H	RBI	2B	3B	HR	BB	SO	SB-ATT	SLG	OBA
Jones, Preston	.000	4/0	3	1	2	1	1	0	0	0	0	0-0	1.000	.667
Kwan, Steven	.424	9/9	33	12	14	5	1	0	0	8	3	2-3	.455	.524
Madrigal, Nick	.394	9/9	33	6	13	9	2	0	0	7	3	1-3	.455	.476
Larnach, Trevor	.343	9/9	35	6	12	12	2	0	0	7	9	1-1	.400	.452
Donahue, Christian	.333	3/3	9	2	3	0	0	0	0	1	1	0-0	.333	.400
Cary, Elliott	.300	6/3	10	1	3	0	1	0	0	2	3	0-0	.400	.417
Harrison, KJ	.297	9/9	37	7	11	14	1	0	4	4	9	0-0	.649	.357
Gretler, Michael	.286	9/9	35	10	10	6	3	0	3	3	7	0-0	.629	.359
Grenier, Cadyn	.286	9/9	28	6	8	7	1	1	0	4	7	1-2	.393	.371
Rutschman, Adley	.206	9/9	34	9	7	4	1	0	0	3	6	1-1	.235	.289
Malone, Tyler	.200	5/3	10	2	2	0	1	0	0	4	5	1-1	.300	.429
Anderson, Jack	.152	9/9	33	3	5	3	0	0	1	6	6	0-0	.242	.333
Mendazonga, George	.000	1/0	1	0	0	0	0	0	0	0	1	0-0	.000	.000
Armstrong, Andy	.000	1/0	0	0	0	0	0	0	0	0	0	0-0	.000	.000
Taylor, Zak	.000	4/0	0	0	0	0	0	0	0	0	0	0-0	.000	.000
<b>Totals</b>	<b>.299</b>	<b>9/9</b>	<b>301</b>	<b>65</b>	<b>90</b>	<b>61</b>	<b>14</b>	<b>1</b>	<b>8</b>	<b>49</b>	<b>60</b>	<b>7-11</b>	<b>.432</b>	<b>.401</b>

Pitcher	ERA	W-L	SV	G/GS	CG	SH	IP	H	R	ER	BB	SO	AVG	HR
Mulholland, Jake	0.00	1-0	0	4/0	0	0	7.0	4	1	0	2	7	.160	0
Heimlich, Luke	0.00	1-0	0	1/1	0	0	7.0	2	0	0	1	8	.091	0
Tweedt, Sam	0.00	0-0	0	3/0	0	0	4.0	2	0	0	1	4	.154	0
Engelbrekt, Max	0.00	0-0	0	2/0	0	0	2.2	1	0	0	4	3	.125	0
Eisert, Brandon	1.80	1-0	0	2/0	0	0	5.0	5	1	1	3	5	.238	1
Rasmussen, Drew	1.93	0-0	1	3/1	0	0	9.1	8	2	2	1	9	.222	1
Fehmel, Bryce	2.79	2-1	0	3/3	1	0	19.1	11	7	6	5	14	.164	2
Thompson, Jake	4.56	2-1	0	4/4	0	0	25.2	20	13	13	9	23	.215	3
<b>Totals</b>	<b>2.47</b>	<b>7-2</b>	<b>1</b>	<b>9/9</b>	<b>1</b>	<b>1</b>	<b>80.0</b>	<b>53</b>	<b>24</b>	<b>22</b>	<b>26</b>	<b>73</b>	<b>.186</b>	<b>7</b>

**College World Series**

**June 17 • Omaha, Neb.**

**Cal State Fullerton 5**  
**Oregon State 6**

CSF 3 0 0 2 0 0 0 0 0 - 5 3 2  
 Oregon State 0 1 0 0 0 4 0 1 X - 6 11 0  
 WP-Mulholland, Jake (7-1)  
 SV-Rasmussen, Drew (2)  
 LP-Workman, Blake (6-3)  
 T-3:28 A-22656  
 HR CSF-Richards, Timmy (5)

**June 19 • Omaha, Neb.**

**Oregon State 13**  
**LSU 1**

Oregon State 1 0 0 0 2 5 3 2 0 - 13 11 1  
 LSU 0 0 0 0 0 1 0 0 - 1 4 2  
 WP-Fehmel, Bryce (6-2)  
 LP-Walker, Eric (8-2)  
 T-3:42 A-24874  
 HR OSU-Harrison, KJ (9)  
 HR LSU-Watson, Zach (9)

**June 23 • Omaha, Neb.**


**LSU 3**  
**Oregon State 1**

LSU 0 2 0 0 0 0 1 0 0 - 3 7 0  
 Oregon State 0 0 1 0 0 0 0 0 0 - 1 2 0  
 WP-Lange, Alex (10-5)  
 SV-Hess, Zack (4)  
 LP-Thompson, Jake (14-1)  
 T-3:09 A-21257  
 HR LSU-Smith, Josh (5)

**June 24 • Omaha, Neb.**

**Oregon State 1**  
**LSU 6**

Oregon State 0 0 0 0 0 0 1 0 - 1 3 0  
 LSU 0 3 1 1 0 1 0 0 X - 6 8 0  
 WP-Gilbert, Caleb (7-1)  
 LP-Fehmel, Bryce (6-3)  
 T-2:40 A-15618  
 HR OSU-Gretler, Michael (5)  
 HR LSU-Jordan, Beau (4); Papierski, Michael 2 (11)







## 2013 CWS Participants Beavers Return To Omaha

The Oregon State baseball team returned to Omaha in 2013 after a five-year hiatus from the College World Series. The Beavers made the trip on the strength of an incredibly strong pitching staff and a balanced offense.

Much like past seasons, the Beavers relied heavily on a Northwest flavor with its roster. Twenty players on the team's 35-man roster hailed from either Washington or Oregon, including all three of the team's weekend starters, Matt Boyd, Ben Wetzler and Andrew Moore.

The Beavers broke the school record for victories with 52, won the Pac-12 Conference with a 24-6 record and advanced to the World Series after hosting both the Corvallis Regional and Corvallis Super Regional.

- Oregon State played its first ever games at TD Ameritrade Park Omaha, going 2-2. The two victories gave the Beavers 13 all-time wins in Omaha, with each belonging to head coach Pat Casey.
- Oregon State batted .290 during the postseason and finished with a 3.00 earned run average. Kavin Keyes paced OSU with a .357 batting average and Michael Conforto set the OSU single postseason record with six doubles. Ben Wetzler was stellar for the Beavers on the mound, posting a 3-0 record and 2.74 ERA. He, Matt Boyd and Andrew Moore combined to pitch in 76 of the team's 90 postseason innings (84.4 percent) and tallied a 6-2 record.
- Matt Boyd recorded the Beavers' first-ever complete-game effort at the College World Series in his last collegiate appearance when he shut out Indiana in a 1-0 win over June 19. It was just the 18th all-time 1-0 game at the College World Series, and the first since 1985.
- Oregon State's 52 victories surpassed the 2006 club's school-record 50-win season. The Beavers' 2013 winning percentage of .800 was the best mark in modern OSU history and led the Pac-12 Conference. The 52 wins is also the most by a Pac-12 school since Arizona State won 52 in 2010.
- The Beavers stretched their program record postseason appearances to five and in eight of the last nine seasons. Oregon State has made four NCAA College World Series appearances during that stretch.
- Oregon State won its third league title under head coach Pat Casey and did so with a 24-6 record. The 24 wins is the most by a league team since the then-Pac-10 unified prior to the 1999 season. The 24 wins is the most since USC won the Pac-10 South in 1996.
- Michael Conforto was named the Pac-12's Player of the Year and Andrew Moore earned Freshman of the Year honors. Both were also named All-Americans, as was Matt Boyd, giving the Beavers three in a year for just the second time in school history (the first coming in 2006).
- Moore was named a first-team All-American, becoming the first true freshman in OSU history to pick up the honor. Conforto, meanwhile, became just the fifth player in school history to record back-to-back All-American seasons.
- The Beavers lost consecutive games just once, in a doubleheader against Washington on April 20. Oregon State opened the year with 15 consecutive wins, and later had a 12-game win streak that began the day after the doubleheader loss. Oregon State headed into the postseason with 16 wins in its last 18 games.
- OSU finished with the nation's second-lowest ERA at 2.28, which also led the Pac-12 and set a new school record for best ERA. The Beavers also led the Pac-12 with a .217 batting average against and were second in fewest hits allowed at 454 and fifth in fewest walks allowed at 173, just 15 behind the Pac-12's leader.
- Oregon State found itself in the top 10 every weekend according to Baseball America. The Beavers were outside the top 10 just twice according to the other four major polls.

### 2013 Roster

No.	Pitchers	Yr.	B-T	Ht.	Wt.	Hometown
29	Clay Bauer	Jr.	R-R	6-6	211	Livermore, Calif.
31	Matt Boyd	Sr.	L-L	6-3	217	Mercer Island, WA
22	Cole Brocker	Sr.	R-R	6-2	219	Appleton, Wis.
36	Tony Bryant	Sr.	R-R	6-7	221	Kennewick, Wash.
41	Dan Child	Jr.	R-R	6-5	225	Rocklin, Calif.
19	Max Engelbrekt	Fr.	L-L	6-3	197	Seattle, Wash.
11	Jace Fry	So.	L-L	6-0	194	Beaverton, Ore.
18	Brandon Jackson	Jr.	R-R	6-0	185	Roseburg, Ore.
23	Andrew Moore	Fr.	R-R	5-11	180	Eugene, Ore.
25	Tyler Painton	Jr.	L-L	6-4	201	Bakersfield, Calif.
44	Zack Reser	So.	L-L	6-1	201	Beaverton, Ore.
37	Carlos Rodriguez	So.	L-L	6-1	205	Kapolei, Hawaii
24	Scott Schultz	Jr.	R-R	6-3	211	Gig Harbor, Wash.
26	Taylor Starr	Sr.	R-R	6-2	210	Longview, Wash.
28	Ben Wetzler	Jr.	L-L	6-1	209	Clackamas, Ore.
No.	Catchers	Yr.	B-T	Ht.	Wt.	Hometown
50	Beau Day	Jr.	R-R	6-0	230	Gresham, Ore.
6	Nate Esposito	So.	R-R	5-10	190	Granite Bay, Calif.
13	Jake Rodriguez	Jr.	R-R	5-9	200	Elk Grove, Calif.
No.	Infielders	Yr.	B-T	Ht.	Wt.	Hometown
15	Jerad Casper	Jr.	R-R	6-0	204	Maple Valley, WA
16	Gabe Clark	Fr.	R-R	6-0	210	Riverside, Calif.
9	Danny Hayes	Sr.	L-R	6-4	209	Rancho Murieta, CA
3	Kavin Keyes	Jr.	S-R	5-11	200	Sandy, Utah
7	Paul Martinez	Fr.	L-R	5-10	170	Riverside, Calif.
14	Andy Peterson	Jr.	R-R	5-10	170	La Palma, Calif.
1	Tyler Smith	Sr.	R-R	6-0	194	Thousand Oaks, CA
No.	Outfielders	Yr.	B-T	Ht.	Wt.	Hometown
33	Ryan Barnes	Sr.	R-R	5-11	205	West Linn, Ore.
8	Michael Conforto	So.	L-R	6-2	215	Woodinville, Wash.
10	Dylan Davis	So.	R-R	6-0	210	Redmond, Wash.
4	Max Gordon	Sr.	L-L	5-8	170	Ashland, Ore.
40	Jeff Hendrix	Fr.	L-R	5-11	181	Corvallis, Ore.
30	Ryan Howell	So.	R-R	5-10	200	Brentwood, Calif.
17	Joey Jansen	So.	L-L	5-11	175	Kennewick, Wash.
35	Joey Matthews	Sr.	R-R	5-10	193	Vacaville, Calif.
12	Nick Rulli	Jr.	R-R	6-1	185	Lake Oswego, Ore.
20	Zane Yanzick	So.	R-R	6-3	198	Beaverton, Ore.

**Head Coach:** Pat Casey  
**Assistant Coach:** Pat Bailey  
**Assistant Coach:** Andy Jenkins  
**Assistant Coach:** Nate Yeskie  
**Undergraduate Assistant Coaches:** Dallas Buck, Dylan Jones  
**Director of Operations:** Ron Northcutt  
**Assistant Director of Operations:** Patrick McLaughlin  
**Athletic Trainer:** David Stricklin  
**Managers:** Ryley Croghan, Peyton Gastellum, Brian Richardson  
**Athletic Communications:** Hank Hager  
**Radio Broadcaster:** Mike Parker  
**Video:** Jeff Taylor





**Corvallis Regional**

**May 31 • Corvallis, Ore.**

**UTSA 4**  
**Oregon State 5**

UTSA 1 0 0 0 0 1 1 1 0 - 4 6 1  
 Oregon State 0 0 0 1 0 2 0 0 2 - 5 9 2  
 WP-Engelbrekt, Max (5-1)  
 LP-Sims, Matt (6-3)  
 T-3:37 A-3222

**June 1 • Corvallis, Ore.**

**Oregon State 3**  
**UC Santa Barbara 2**

Oregon State 0 1 0 0 0 1 0 0 1 - 3 10 0  
 UCSB 0 1 1 0 0 0 0 0 0 - 2 5 2  
 WP-Moore, Andrew (13-1)  
 SV-Engelbrekt, Max (5)  
 LP-Mahle, Greg (7-5)  
 T-3:23 A-3535  
 HR OSU - Barnes, Ryan

**June 2 • Corvallis, Ore.**

**Oregon State 6**  
**Texas A&M 1**

Oregon State 0 0 0 0 1 0 2 0 3 - 6 14 0  
 Texas A&M 1 0 0 0 0 0 0 0 0 - 1 4 2  
 WP-Wetzler, Ben (8-1)  
 LP-Jester, Jason (3-4)  
 T-3:02 A-3362

**Corvallis Super Regional**

**June 8 • Corvallis, Ore.**

**Kansas State 6**  
**Oregon State 2**

*10 Innings*

Kansas State 0 0 0 0 0 1 0 0 1 4 - 6 13 1  
 Oregon State 0 0 0 2 0 0 0 0 0 0 - 2 7 2  
 WP-Matthys, Jake (9-1)  
 LP-Fry, Jace (0-1)  
 T-3:48 A-3574

**June 9 • Corvallis, Ore.**

**Oregon State 12**  
**Kansas State 4**

Oregon State 5 2 2 0 1 0 1 0 1 - 12 21 1  
 Kansas State 0 1 0 2 0 0 0 0 1 - 4 6 1  
 WP-Moore, Andrew (14-1)  
 LP-McFadden, Blake (6-3)  
 T-3:28 A-3602  
 HR OSU-Conforto, Michael (11); Davis, Dylan (5)  
 HR KSU-King, Jared (7)

**June 10 • Corvallis, Ore.**

**Oregon State 4**  
**Kansas State 3**

Oregon State 0 2 0 1 1 0 0 0 0 - 4 6 0  
 Kansas State 0 0 0 0 1 0 0 2 - 3 11 2  
 WP-Wetzler, Ben (9-1)  
 SV-Boyd, Matt (1)  
 LP-Matthys, Jake (9-2)  
 T-3:25 A-3564  
 HR OSU-Hayes, Danny (6)

**2013 Postseason Statistics**

Player	AVG	G/GS	AB	R	H	RBI	2B	3B	HR	BB	SO	SB-ATT	SLG	OBA
Matthews, Joey	.500	2/0	2	1	1	0	1	0	0	0	0	0-0	1.000	.000
Keyes, Kevin	.357	10/10	42	6	15	4	1	1	0	1	6	1-1	.429	.364
Smith, Tyler	.318	10/10	44	6	14	5	3	0	0	5	4	0-0	.386	.388
Barnes, Ryan	.317	10/10	41	6	13	4	1	0	1	2	4	1-1	.415	.364
Conforto, Michael	.310	10/10	42	6	13	5	6	0	2	4	10	0-1	.595	.396
Peterson, Andy	.293	10/10	41	8	12	2	0	0	0	0	4	3-3	.293	.310
Davis, Dylan	.286	10/10	42	7	12	8	2	0	1	3	7	1-2	.405	.362
Hayes, Danny	.263	10/10	38	5	10	8	3	0	1	6	8	0-0	.421	.378
Hendrix, Jeff	.250	4/1	4	0	1	0	0	0	0	0	0	0-0	.250	.250
Rodriguez, Jake	.235	10/10	34	1	8	4	2	0	0	6	10	0-1	.294	.357
Gordon, Max	.167	9/9	24	3	4	3	0	0	0	3	3	1-1	.167	.286
Jansen, Joey	.000	1/0	1	0	0	0	0	0	0	0	1	0-0	.000	.000
<b>Totals</b>	<b>.290</b>	<b>10/10</b>	<b>355</b>	<b>49</b>	<b>103</b>	<b>43</b>	<b>19</b>	<b>1</b>	<b>5</b>	<b>30</b>	<b>57</b>	<b>7-10</b>	<b>.392</b>	<b>.359</b>

Pitcher	ERA	W-L	SV	G/GS	CG	SH	IP	H	R	ER	BB	SO	AVG	HR
Engelbrekt, Max	0.00	1-0	1	3/0	0	0	3.0	0	0	0	2	3	.000	0
Starr, Taylor	0.00	0-0	0	1/0	0	0	0.2	1	0	0	1	0	.500	0
Schultz, Scott	1.69	0-0	0	5/0	0	0	5.1	2	1	0	0	3	.292	0
Boyd, Matt	1.80	1-1	1	5/3	1	1	25.0	17	5	5	9	24	.202	0
Wetzler, Ben	2.74	3-0	0	3/3	1	0	23.0	21	7	7	11	21	.256	0
Moore, Andrew	3.86	2-1	0	4/4	0	0	28.0	26	14	12	7	17	.255	2
Fry, Jace	5.40	0-1	0	2/0	0	0	5.0	6	3	3	0	1	.316	0
Child, Dan	99.00	0-0	0	1/0	0	0	0.0	2	2	2	1	0	1.000	0
<b>Totals</b>	<b>3.00</b>	<b>7-3</b>	<b>2</b>	<b>10/10</b>	<b>2</b>	<b>1</b>	<b>90.0</b>	<b>80</b>	<b>33</b>	<b>30</b>	<b>31</b>	<b>69</b>	<b>.246</b>	<b>2</b>

**College World Series**

**June 15 • Omaha, Neb.**

**Mississippi State 5**  
**Oregon State 4**

Miss. State 0 3 0 0 0 0 0 2 0 - 5 8 2  
 Oregon State 2 0 0 1 1 0 0 0 0 - 4 10 1  
 WP-Mitchell, Ross (13-0)  
 SV-Holder, Jonathan (19)  
 LP-Boyd, Matt (10-4)  
 T-3:10 A-24473

**June 17 • Omaha, Neb.**

**Louisville 4**  
**Oregon State 11**

Louisville 0 0 0 0 1 0 3 0 0 - 4 12 4  
 Oregon State 0 0 3 7 0 0 1 0 X - 11 11 1  
 WP-Wetzler, Ben (10-1)  
 LP-Thompson, Jeff (11-2)  
 T-3:30 A-18980

**June 19 • Omaha, Neb.**


**Oregon State 1**  
**Indiana 0**

Oregon State 0 0 0 1 0 0 0 0 0 - 1 7 0  
 Indiana 2 0 0 0 0 0 0 0 0 - 0 4 0  
 WP-Boyd, Matt (11-4)  
 LP-Slegers, Aaron (9-2)  
 T-2:45 A-26035

**June 21 • Omaha, Neb.**

**Oregon State 1**  
**Mississippi State 4**

Oregon State 0 0 0 0 0 1 0 0 0 - 1 8 1  
 Miss. State 0 0 0 1 3 0 0 0 0 - 4 11 0  
 WP-Graveman, Kendall (8-5)  
 SV-Holder, Jonathan (21)  
 LP-Moore, Andrew (14-2)  
 T-2:32 A-18868  
 HR MSU-Renfro, Hunter





## 2007 National Champions Beavers Go Back-To-Back

The 2007 season was a special year for the Oregon State baseball team. The Beavers became just the fifth NCAA team to win back-to-back titles, and did so on the heels of their third consecutive trip to the College World Series in Omaha.

Oregon State was led by two of the most recognizable players in school history in Mitch Canham and Darwin Barney. OSU was buoyed on the mound by Mike Stutes, who ended the season with 12 victories - three came in the postseason, including two in the College World Series. The Beavers were blessed with a cast of players that included Joe Paterson, Daniel Turpen, Eddie Kunz, Jordan Lennerton, John Wallace, Joey Wong and others, who truly embraced the team concept and helped deliver spectacular performances throughout the College World Series and the postseason.

The Beavers swept through the postseason, going 11-1 en route to their second straight national championship.

- Oregon State trailed for just one inning during the College World Series, which consisted of a little less than 45 full innings for the Beavers. North Carolina held a 1-0 lead after one inning in the final game, but the Beavers answered back with three runs in the second to help boost them to the 9-3 win.

- Oregon State became the first team ever to win four straight CWS games by at least six runs. The Beavers' closest victory came in their first game, a 3-2 victory over Cal State Fullerton.

- Oregon State became just the sixth NCAA team to sweep its way through the College World Series. And OSU was the back-to-back title holder since the NCAA went to a best-of-three championship series.

- Jorge Reyes was named the College World Series Most Outstanding Player. Reyes went 2-0 at the World Series, defeating Cal State Fullerton and North Carolina.

- Oregon State opened the postseason as the No. 3 seed at the Charlottesville Regional on the campus of the University of Virginia. By winning the College World Series, Oregon State became the first No. 3 seed to do so.

- The Beavers opened postseason play by defeating Rutgers, 5-1. They lost their next game in 13 innings to Virginia, 7-4, but then went on win their next 10 games, the final one coming in Omaha.

- Oregon State came from a 3-0 deficit in the final game of the Charlottesville Regional to advance to a Super Regional against Michigan. Against UVA, OSU scored four runs in the final two innings and held on through a Joe Paterson victory to advance.

- The Beavers one-hit Michigan in the first game of the Super Regional at Goss Stadium, and scored a run in the ninth for the win. OSU dominated the second game, 8-2, to advance to the College World Series.

- Oregon State pitchers posted an incredible 2.57 earned run average through the post-season. Opponents hit just .210 against them and collected only 83 hits in 112 innings.

- Oregon State returned to Parker Plaza on the OSU campus after returning from Omaha and celebrated the second title in front of an estimated crowd of 6,000.

- Fifteen players on the championship squad would end up being drafted by Major League clubs at some point during their tenure at Oregon State. Two more ended up signing contracts as undrafted free agents.

- OSU finished the season with 49 victories, one off tying the school record.

### 2007 Roster

No.	Pitchers	Yr.	B-T	Ht.	Wt.	Hometown
32	Reed Brown	Jr.	R-R	6-4	210	Edmonds, Wash.
24	Brian Budrow	So.	R-R	6-3	220	Glendale, Ariz.
36	Bryn Card	Fr.	L-L	6-3	195	Klamath Falls, Ore.
30	Kyle Foster	Jr.	L-L	6-2	190	Castle Rock, Wash.
18	Mark Grbavac	So.	R-R	6-0	180	Portland, Ore.
	Chad Hegdahl	So.	L-L	6-2	180	Ashland, Ore.
4	Greg Keim	Sr.	R-R	5-11	175	Ontario, Ore.
2	Blake Keitzman	Fr.	L-L	5-11	170	Roseburg, Ore.
38	Josh Keller	So.	R-R	6-4	240	Portland, Ore.
44	Eddie Kunz	Jr.	R-R	6-6	250	Portland, Ore.
17	Anton Maxwell	Sr.	L-L	5-9	185	Anchorage, AK
19	Jake McCormick Sr.	R-R	6-3	220	Marysville, Calif.	
	Chad Nading	Fr.	R-R	6-5	210	Anchorage, AK
26	Joe Paterson	Jr.	L-L	6-1	205	McMinnville, Ore.
	Tyrell Poggemeyer	Fr.	R-R	6-1	180	Lowell, Ore.
23	Jorge Reyes	Fr.	R-R	6-2	175	Warden, Wash.
	Kraig Sitton	Fr.	L-L	6-5	170	McMinnville, Ore.
31	Alex Sogard	Fr.	L-L	6-3	210	Phoenix, Ariz.
33	Mike Stutes	Jr.	R-R	6-1	185	Lake Oswego, Ore.
28	Daniel Turpen	Jr.	R-R	6-4	215	McMinnville, Ore.
No.	Catchers	Yr.	B-T	Ht.	Wt.	Hometown
12	Erik Ammon	Jr.	R-R	5-11	195	Salem, Ore.
11	Mitch Canham	Jr.	L-R	6-2	212	Lake Stevens, Wash.
27	Ryan Ortiz	Fr.	R-R	6-3	185	San Diego, Calif.
39	Dale Solomon	Fr.	R-R	5-11	220	Moreno Valley, CA
No.	Infielders	Yr.	B-T	Ht.	Wt.	Hometown
6	Darwin Barney	Jr.	R-R	5-10	173	Beaverton, Ore.
	Hunter Beaty	Fr.	S-R	6-0	155	Mercer Island, WA
14	Brett Casey	Fr.	S-R	6-1	180	Corvallis, Ore.
16	Jackson Evans	Fr.	R-L	6-1	170	Vancouver, Wash.
29	Drew George	Jr.	S-R	6-2	181	Lebanon, Ore.
34	Joey Lakowske	Fr.	L-R	6-2	195	Corvallis, Ore.
15	Lonnie Lechelt	Jr.	R-R	6-0	195	Kennewick, Wash.
37	Jordan Lennerton	Jr.	L-L	6-2	230	Langley, B.C.
8	Jason Ogata	So.	R-R	6-0	190	Portland, Ore.
	Joe Pratt	Fr.	R-R	6-0	190	Monmouth, Ore.
1	Joey Wong	Fr.	L-R	5-10	160	Salem, Ore.
No.	Outfielders	Yr.	B-T	Ht.	Wt.	Hometown
	Scott Berke	Fr.	R-R	5-11	180	Las Vegas, Nev.
20	Chris Hopkins	Jr.	R-R	5-11	170	Oakland, Calif.
22	Koa Kahalehoe	So.	L-L	5-9	185	Las Vegas, Nev.
3	Mike Lissman	Sr.	R-L	6-0	215	Ontario, Ore.
21	Scott Santschi	Sr.	L-R	6-0	190	Vancouver, Wash.
35	John Wallace	So.	L-R	6-0	205	Reno, Nev.
9	Braden Wells	Jr.	R-R	6-0	205	Glendale, Ariz.

**Head Coach:** Pat Casey  
**Associate Head Coach:** Dan Spencer  
**Assistant Coach:** Marty Lees  
**Assistant Coach:** David Wong  
**Undergraduate Assistant Coach:** Kurt Steele  
**Athletic Trainer:** David Stricklin  
**Assistant Athletic Trainer:** Keita Shimada  
**Managers:** Peter Hughes, Brian Pecor  
**Administrative Assistants:** Stephanie Kondos, Lexi Crawford  
**Head Groundskeeper:** Al Kirk  
**Sports Information:** Kip Carlson  
**Radio Broadcaster:** Mike Parker



**Charlottesville Regional**

**June 1 • Charlottesville, Va.**

**Oregon State 5**  
**Rutgers 1**

Oregon State 0 1 1 0 3 0 0 0 0 - 5 11 1  
 Rutgers 1 0 0 0 0 0 0 0 0 - 1 7 1  
 WP-Paterson, Joe (8-6)  
 SV-Turpen, Daniel (1)  
 LP-Healing, Steve (10-4)  
 T-2:23 A-2097

**June 2 • Charlottesville, Va.**

**Virginia 7**  
**Oregon State 4**

13 Innings  
 Virginia 1 0 0 0 1 0 1 0 0 3 - 7 11 0  
 Oregon State 2 0 0 0 1 0 0 0 1 0 0 - 4 10 2  
 WP-Lambert, Casey (3-2)  
 LP-Kunz, Eddie (2-1)  
 T-4:53 A-3212  
 HR OSU - Barney, Darwin

**June 4 • Charlottesville, Va.**

**Rutgers 2**  
**Oregon State 5**

Rutgers 0 0 0 0 1 1 0 0 0 - 2 7 3  
 Oregon State 1 0 0 2 0 1 1 0 X - 5 11 4  
 WP-Reyes, Jorge (5-3)  
 SV-Turpen, Daniel (2)  
 LP-Giannini, Matt (5-5)  
 T-2:55 A-1984  
 HR OSU - Lechelt, Lonnie  
 HR RUT - Meade, Frank

**June 4 • Charlottesville, Va.**

**Oregon State 5**  
**Virginia 3**

Oregon State 0 0 0 0 0 1 0 3 1 - 5 11 1  
 Virginia 0 0 0 0 3 0 0 0 0 - 3 5 4  
 WP-Paterson, Joe (9-6)  
 LP-Schwimer, Michael (3-1)  
 T-3:08 A-3212  
 HR OSU - Hopkins, Chris; Lennerton, Jordan

**June 5 • Charlottesville, Va.**

**Virginia 3**  
**Oregon State 7**

Virginia 0 3 0 0 0 0 0 0 0 - 3 7 1  
 Oregon State 2 3 0 0 0 2 0 0 X - 7 12 1  
 WP-Kunz, Eddie (3-1)  
 SV-Paterson, Joe (1)  
 LP-Lambert, Casey (3-3)  
 T-3:04 A-2389  
 HR OSU - Lechelt, Lonnie

**Corvallis Super Regional**

**June 10 • Corvallis, Ore.**

**Oregon State 1**  
**Michigan 0**

Oregon State 0 0 0 0 0 0 0 0 1 - 1 1 0  
 Michigan 0 0 0 0 0 0 0 0 0 - 0 4 0  
 WP-Paterson, Joe (10-6)  
 SV-Kunz, Eddie (11)  
 LP-Putnam, Zach (8-5)  
 T-2:32 A-3284

**2007 Postseason Statistics**

Player	AVG	G/GS	AB	R	H	RBI	2B	3B	HR	BB	SO	SB-ATT	SLG	OBA
Santschi, Scott	.417	9/8	24	4	10	7	2	0	1	7	2	0-0	.625	.548
Wallace, John	.364	9/6	22	6	8	6	1	2	0	3	8	2-2	.591	.423
Barney, Darwin	.347	12/12	49	10	17	11	2	0	2	7	4	3-3	.510	.431
Wong, Joey	.340	12/12	47	8	16	7	2	0	0	4	11	0-0	.383	.415
Ogata, Jason	.308	9/6	26	0	8	7	0	0	0	2	7	1-1	.308	.345
Hopkins, Chris	.294	12/12	51	14	15	4	3	0	1	6	6	4-5	.412	.390
Lissman, Mike	.279	12/12	43	9	12	8	1	0	2	10	7	2-2	.442	.426
Wells, Braden	.263	12/4	19	4	5	0	0	0	0	1	7	2-3	.263	.333
Lechelt, Lonnie	.256	12/12	43	7	11	3	4	1	2	2	17	3-3	.535	.304
Canham, Mitch	.250	12/11	48	4	12	6	0	0	1	4	12	1-1	.313	.339
Lennerton, Jordan	.244	12/12	45	11	11	6	1	0	4	6	14	0-0	.533	.333
Ammon, Erik	.000	2/1	1	0	0	0	0	0	0	1	0	0-0	.000	.500
Kahalehoe, Koa	.000	5/0	1	0	0	0	0	0	0	0	0	0-0	.000	.000
Ortiz, Ryan	.000	1/0	0	0	0	0	0	0	0	0	0	0-0	.000	1.000
<b>Totals</b>	<b>.298</b>	<b>12/12</b>	<b>419</b>	<b>77</b>	<b>125</b>	<b>65</b>	<b>16</b>	<b>3</b>	<b>13</b>	<b>53</b>	<b>95</b>	<b>18-20</b>	<b>.444</b>	<b>.389</b>

Pitcher	ERA	W-L	SV	G/GS	CG	SH	IP	H	R	ER	BB	SO	AVG	HR
Grbavac, Mark	0.00	0-0	0	4/0	0	0	3.1	3	0	0	3	4	.250	0
Maxwell, Anton	0.00	0-0	0	2/0	0	0	0.2	0	0	0	1	0	.000	0
Keim, Greg	0.00	0-0	0	1/0	0	0	0.2	1	0	0	0	1	.333	0
Paterson, Joe	1.11	3-0	2	9/1	0	0	24.1	16	4	3	2	20	.190	1
Turpen, Daniel	1.96	1-0	2	4/2	0	0	18.1	12	4	6	6	14	.188	0
Reyes, Jorge	2.13	3-0	0	4/4	0	0	25.1	20	6	6	7	11	.220	2
Kunz, Eddie	3.24	1-1	2	5/0	0	0	8.1	7	4	3	3	3	.241	0
Stutes, Mike	4.50	3-0	0	5/5	0	0	30.0	22	15	15	17	28	.202	3
Keitzman, Blake	9.00	0-0	0	2/0	0	0	1.0	3	1	1	0	0	1.500	0
<b>Totals</b>	<b>2.57</b>	<b>11-1</b>	<b>6</b>	<b>12/12</b>	<b>0</b>	<b>1</b>	<b>112.0</b>	<b>83</b>	<b>34</b>	<b>32</b>	<b>39</b>	<b>82</b>	<b>.210</b>	<b>6</b>

**June 11 • Corvallis, Ore.**

**Michigan 2**  
**Oregon State 8**

Michigan 0 0 0 0 0 1 0 0 1 - 2 4 0  
 Oregon State 0 4 0 0 3 0 0 1 X - 8 8 0  
 WP-Stutes, Mike (10-4)  
 LP-Wilson, Mike (7-1)  
 T-3:00 A-3178  
 HR MICH - Rose, Eric 2

**College World Series**

**June 16 • Omaha, Neb.**

**Oregon State 3**  
**Cal-State Fullerton 2**

Oregon State 1 1 0 0 0 0 1 0 0 - 3 7 1  
 CSF Fullerton 0 1 0 0 0 0 1 0 - 2 6 1  
 WP-Reyes, Jorge (6-3)  
 SV-Kunz, Eddie (12)  
 LP-Roemer, Wes (11-7)  
 T-2:59 A-26559  
 HR OSU - Lissman, Mike; Santschi, Scott  
 HR CSUF - Mahin, Nick

**June 18 • Omaha, Neb.**

**Arizona State 6**  
**Oregon State 12**

Arizona State 0 1 0 0 0 0 4 0 1 - 6 7 2  
 Oregon State 2 4 1 1 3 0 0 X - 12 18 1  
 WP-Stutes, Mike (11-4)  
 LP-Flores, Brian (11-2)  
 T-3:34 A-21692  
 HR OSU - Lissman, Mike; Lennerton, Jordan

**June 20 • Omaha, Neb.**

**UC-Irvine 1**  
**Oregon State 7**

UC-Irvine 0 0 0 1 0 0 0 0 0 - 1 5 1  
 Oregon State 0 0 4 0 1 0 1 1 X - 7 11 0  
 WP-Turpen, Daniel (10-1)  
 LP-Bergman, Christian (0-4)  
 T-2:59 A-29921  
 HR OSU - Canham, Mitch

**June 23 • Omaha, Neb.**

**North Carolina 4**  
**Oregon State 11**

North Carolina 0 0 0 2 0 1 1 0 - 4 12 2  
 Oregon State 0 2 1 0 1 2 4 1 X - 11 12 2  
 WP-Reyes, Jorge (7-3)  
 SV-Paterson, Joe (2)  
 LP-White, Alex (6-7)  
 T-3:17 A-26887  
 HR OSU - Lennerton, Jordan  
 HR UNC - Johnson, Benji

**June 24 • Omaha, Neb.**

**Oregon State 9**  
**North Carolina 3**

Oregon State 0 3 1 0 1 0 2 0 2 - 9 13 0  
 North Carolina 0 1 0 1 0 0 0 0 - 3 9 2  
 WP-Stutes, Mike (12-4)  
 LP-Putkonen, Luke (8-2)  
 T-3:29 A-25012  
 HR OSU - Barney, Darwin; Lennerton, Jordan  
 HR UNC - Ackley, Dustin





## 2006 National Champions OSU Wins Its First Title

Oregon State went to the 2006 College World Series in Omaha as veterans after the Beavers made their second all-time appearance at the CWS in 2005.

The Beavers returned a number of players who made the 2005 appearance, and who were bounced after two games. That left them hungry, knowing they wanted more. And in 2006, they did not disappoint as Oregon State went 6-2 over eight games in Omaha to claim its first national championship.

The Beavers dispatched of North Carolina in the national title series. Oregon State lost to the Tar Heels, 4-3, in the first game, and saw itself behind UNC, 5-0, after three-and-a-half innings, but the Beavers scored seven in the bottom of the fourth and forced a third game after an 11-7 victory. A North Carolina error in the eighth gave the Beavers a run, breaking a 2-2 tie in the deciding game, and ultimately, the victory.

That national championship victory made the Beavers the first NCAA title holder from the Pacific-10 Conference since USC in 1998.

- Oregon State became the first team from the Pacific Northwest to win the national title, and the first from the northern part of the country to win it in 40 years.

- The Beavers were the first team to ever face six elimination games at the College World Series. And OSU became the first national championship club to win despite losing two games in Omaha.

- Oregon State opened its trip in Omaha by losing to Miami, 11-1. By virtue of that loss, the Beavers became just the second team in the last 25 years to win the title after losing their first game.

- Right-handed starter Jonah Nickerson was named the Most Outstanding Player of the College World Series. He made three CWS appearances, throwing 21 2/3 innings, allowing just four runs (two earned), 12 hits and four walks. Nickerson struck out 19.

- Nickerson ended the postseason with a 4-0 record, winning at least one game in the NCAA Regional, NCAA Super Regional and College World Series. He threw 36 2/3 innings over five games and allowed just 20 hits to go along with 34 strikeouts and a 1.23 ERA.

- Nickerson paced the Oregon State pitching staff, which saw eight pitchers contribute in the postseason run. Only one pitcher had an ERA above 5.00, and the team combined to limit opponents to a .219 batting average.

- Offensively, the Beavers finished with a .302 average as a team through 13 postseason games. Tyler Graham paced the way for the Beavers with a .426 batting average while Bill Rowe was close behind with a .419 mark. His 18 runs batted in led the team.

- Oregon State opened the postseason by hosting an NCAA Regional and the Beavers outscored their opponents - Wright State, Kansas and Hawaii - by a combined 28-9 mark. Oregon State never trailed during regional play.

- The Beavers defeated Stanford, 4-3, to open Super Regional play at Goss in the next round, then shut out the Cardinal, 15-0, in the second game to advance to Omaha. The 15-run win marked the second-biggest in the school's postseason history and was just the second shutout ever thrown, at the time, by OSU pitchers in NCAA play.

- Oregon State advanced to the postseason by winning the Pac-10 title and was named a No. 1 seed at its own regional.

- The Beavers ended the 2006 season with 50 victories, a school-record. It eclipsed the previous record of 46 set in 2005.

### 2006 Roster

No.	Pitchers	Yr.	B-T	Ht.	Wt.	Hometown
42	Bret Bochsler	Fr.	L-L	6-1	170	Redmond, Wash.
32	Reed Brown	So.	R-R	6-4	210	Edmonds, Wash.
2	Dallas Buck	Jr.	R-R	6-3	210	Newberg, Ore.
24	Brian Budrow	Fr.	R-R	6-4	215	Glendale, Ariz.
46	Bryn Card	Fr.	L-L	6-3	175	Klamath Falls, Ore.
18	Mark Grbavac	Fr.	R-R	6-0	180	Portland, Ore.
6	Kevin Gunderson Jr.	R-L	5-10	165		Portland, Ore.
4	Greg Keim	Jr.	R-R	5-11	175	Ontario, Ore.
36	Jon Koller	Sr.	R-R	6-6	230	Carlsbad, Calif.
44	Eddie Kunz	So.	R-R	6-5	250	Portland, Ore.
17	Anton Maxwell Jr.	L-L	5-9	180		Anchorage, Alas.
34	Jonah Nickerson Jr.	R-R	6-1	195		Oregon City, Ore.
26	Joe Paterson	So.	L-L	6-1	195	McMinnville, Ore.
31	Alex Sogard	Fr.	L-L	6-3	200	Phoenix, Ariz.
33	Mike Stutes	So.	R-R	6-1	185	Lake Oswego, Ore.
27	Rob Summers	Fr.	R-R	6-0	188	Beaverton, Ore.
28	Daniel Turpen	So.	R-R	6-4	215	McMinnville, Ore.
No.	Catchers	Yr.	B-T	Ht.	Wt.	Hometown
12	Erik Ammon	So.	R-R	5-11	195	Salem, Ore.
11	Mitch Canham	So.	L-R	6-2	212	Lake Stevens, Wash.
1	Casey Priseman	So.	R-R	6-1	195	Woodinville, Wash.
39	Dale Solomon	Fr.	R-R	5-11	205	Moreno Valley, Calif.
No.	Infielders	Yr.	B-T	Ht.	Wt.	Hometown
10	Darwin Barney	So.	R-R	5-10	175	Beaverton, Ore.
30	Brett Casey	Fr.	S-R	6-0	170	Corvallis, Ore.
16	Cory Ellis	Fr.	R-R	5-7	160	Portland, Ore.
14	Ryan Gipson	Sr.	R-R	5-11	182	Central Point, Ore.
3	Chris Kunda	Sr.	R-R	6-0	175	Philomath, Ore.
15	Lonnie Lechelt	So.	R-R	6-0	193	Kennewick, Wash.
29	Shea McFeely	Sr.	R-R	6-1	210	Federal Way, Wash.
41	Sean Rockey	Fr.	R-R	6-0	180	Sammamish, Wash.
38	Bill Rowe	Sr.	L-L	6-3	230	Ashland, Ore.
No.	Outfielders	Yr.	B-T	Ht.	Wt.	Hometown
40	Derek Engelke	So.	L-L	5-10	175	Newberg, Ore.
9	Cole Gillespie	Jr.	R-R	6-1	200	West Linn, Ore.
21	Tyler Graham	Jr.	R-R	6-1	185	Great Falls, Mont.
22	Koa Kahalehoe	Fr.	L-L	5-10	195	Las Vegas, Nev.
45	Joey Lakowske	Fr.	L-R	6-2	195	Corvallis, Ore.
20	Greg Laybourn	Fr.	R-R	5-10	190	Portland, Ore.
8	Mike Lissman	Jr.	R-R	6-0	200	Ontario, Ore.
19	Jake McCormick Jr.	R-R	6-3	225		Marysville, Calif.
23	Scott Santschi Jr.	L-R	6-0	190		Vancouver, Wash.
37	Geoff Wagner	Sr.	L-L	6-2	215	Redmond, Ore.
35	John Wallace	Fr.	L-R	6-0	200	Reno, Nev.

**Head Coach:** Pat Casey  
**Associate Head Coach:** Dan Spencer  
**Assistant Coach:** Marty Lees  
**Volunteer Assistant Coach:** David Wong  
**Director of Operations:** Ron Northcutt  
**Athletic Trainers:** David Stricklin, Travis Tims  
**Managers:** Peter Hughes, Brian Pecor  
**Administrative Assistant:** Stephanie Kondos  
**Academics:** Ardell Bailey  
**Equipment:** Tom Williams  
**Head Groundskeeper:** Al Kirk  
**Sports Information:** Kip Carlson  
**Video:** Jeff Taylor  
**Radio Broadcaster:** Mike Parker



**Corvallis Regional**

**June 2 • Corvallis, Ore.**

<b>Wright State</b>	<b>3</b>
<b>Oregon State</b>	<b>5</b>

Wright State 0 0 0 0 2 1 0 0 0 - 3 7 1  
 Oregon State 1 0 0 2 0 0 0 2 X - 5 9 2  
 WP-Kunz, Eddie (2-0)  
 SV-Gunderson, Kevin (16)  
 LP-Smith, Joe (3-1)  
 T-2:39 A-2587  
 HR OSU - Gillespie, Cole

**June 3 • Corvallis, Ore.**

<b>Kansas</b>	<b>3</b>
<b>Oregon State</b>	<b>11</b>

Kansas 0 0 0 0 1 0 0 2 0 - 3 4 1  
 Oregon State 0 7 0 2 0 0 0 2 X - 11 11 1  
 WP-Nickerson, Jonah (10-4)  
 LP-Land, S. (5-7)  
 T-2:34 A-2967  
 HR OSU - Kunda, Chris 2  
 HR KU - Simpson; Price, Ry.

**June 4 • Corvallis, Ore.**

<b>Oregon State</b>	<b>12</b>
<b>Hawaii</b>	<b>3</b>

Oregon State 1 0 3 0 1 0 3 4 0 - 12 13 1  
 Hawaii 0 0 0 2 0 1 0 0 0 - 3 9 2  
 WP-Stutes, Mike (7-2)  
 LP-Daly, Matt (6-2)  
 T-3:23 A-2783

**Corvallis Super Regional**

**June 10 • Corvallis, Ore.**

<b>Stanford</b>	<b>3</b>
<b>Oregon State</b>	<b>4</b>

Stanford 0 0 2 0 1 0 0 0 0 - 3 8 3  
 Oregon State 1 0 2 0 0 0 1 0 X - 4 7 0  
 WP-Buck, Dallas (12-2)  
 SV-Gunderson, Kevin (17)  
 LP-Reynolds, Greg (7-6)  
 T-2:46 A-3173  
 HR STAN - Rapaport, Jim

**June 11 • Corvallis, Ore.**

<b>Oregon State</b>	<b>15</b>
<b>Stanford</b>	<b>0</b>

Oregon State 4 0 0 6 0 2 0 2 1 - 15 19 0  
 Stanford 0 0 0 0 0 0 0 0 0 - 0 5 1  
 WP-Nickerson, Jonah (11-4)  
 LP-Gallagher, Nolan (5-5)  
 T-2:58 A-3194  
 HR OSU - Santschi, Scott

**College World Series**

**June 17 • Omaha, Neb.**

<b>Miami</b>	<b>11</b>
<b>Oregon State</b>	<b>1</b>

Miami 2 3 0 0 2 0 0 4 0 - 11 11 0  
 Oregon State 0 0 0 0 0 0 0 1 0 - 1 6 1  
 WP-Maine, Scott (12-3)  
 LP-Buck, Dallas (12-3)

**2006 Postseason Statistics**

Player	AVG	G/GS	AB	R	H	RBI	2B	3B	HR	BB	SO	SB-ATT	SLG	OBA
Graham, Tyler	.426	13/13	47	13	20	9	2	1	0	3	7	6-7	.511	.500
Rowe, Bill	.419	13/13	43	15	18	18	4	1	1	7	6	0-0	.628	.509
Gillespie, Cole	.388	13/13	49	14	19	7	5	2	2	7	10	1-1	.694	.500
Lissman, Mike	.313	6/5	16	2	5	2	1	0	0	1	2	2-2	.375	.389
Wallace, John	.293	11/11	41	7	12	4	0	0	0	3	13	2-2	.293	.356
Canham, Mitch	.289	13/13	45	3	13	11	4	0	0	3	10	3-3	.378	.340
Barney, Darwin	.259	13/13	54	7	14	7	0	0	0	6	6	2-4	.259	.328
McFeely, Shea	.250	13/13	48	5	12	8	2	0	2	3	8	0-0	.417	.321
Kunda, Chris	.229	13/13	48	13	11	11	3	0	2	8	4	0-0	.417	.328
Gipson, Ryan	.200	3/2	5	2	1	1	1	0	0	2	1	0-0	.400	.429
Santschi, Scott	.154	10/8	26	4	4	2	1	0	1	7	8	0-0	.308	.333
Wagner, Geoff	.000	3/0	3	0	0	0	0	0	0	0	2	0-0	.000	.000
Ammon, Erik	.000	3/0	1	0	0	0	0	0	0	0	1	0-0	.000	.000
Kahalehoe, Koa	.000	3/0	1	0	0	0	0	0	0	0	0	0-0	.000	.000
<b>Totals</b>	<b>.302</b>	<b>13/13</b>	<b>427</b>	<b>85</b>	<b>129</b>	<b>80</b>	<b>23</b>	<b>4</b>	<b>8</b>	<b>50</b>	<b>78</b>	<b>16-19</b>	<b>.431</b>	<b>.391</b>

Pitcher	ERA	W-L	SV	G/GS	CG	SH	IP	H	R	ER	BB	SO	AVG	HR
Grbavac, Mark	0.00	0-0	0	1/0	0	0	0.1	1	0	0	0	0	.500	0
Turpen, Daniel	0.87	1-0	0	4/1	0	0	10.1	7	1	1	3	6	.206	0
Nickerson, Jonah	1.23	4-0	0	5/5	0	0	36.2	20	7	5	11	34	.155	3
Paterson, Joe	1.69	0-1	0	5/0	0	0	5.1	2	1	1	3	1	.111	0
Gunderson, Kevin	1.88	1-0	5	8/0	0	0	14.1	8	3	3	2	6	.160	1
Stutes, Mike	4.80	2-0	0	3/3	0	0	15.0	19	8	8	4	10	.306	1
Kunz, Eddie	4.91	1-0	0	7/0	0	0	7.1	6	4	4	3	3	.222	0
Buck, Dallas	5.40	2-1	0	5/4	0	0	26.2	31	16	16	11	22	.290	2
<b>Totals</b>	<b>2.95</b>	<b>11-2</b>	<b>5</b>	<b>13/13</b>	<b>0</b>	<b>0</b>	<b>116.0</b>	<b>94</b>	<b>40</b>	<b>38</b>	<b>37</b>	<b>82</b>	<b>.219</b>	<b>7</b>

T-2:42 A-25417  
 HR UM - Raben, Dennis

**June 19 • Omaha, Neb.**

<b>Oregon State</b>	<b>5</b>
<b>Georgia</b>	<b>3</b>

Oregon State 0 1 1 2 0 0 0 1 0 - 5 12 2  
 Georgia 0 0 1 0 1 0 0 1 0 - 3 7 1  
 WP-Nickerson, Jonah (12-4)  
 SV-Gunderson, Kevin (18)  
 LP-Westphal, Mickey (7-3)  
 T-2:45 A-17135  
 HR UG - Wyatt, Jonathan

**June 20 • Omaha, Neb.**

<b>Oregon State</b>	<b>8</b>
<b>Miami</b>	<b>1</b>

Oregon State 1 0 4 1 1 0 0 0 1 - 8 13 0  
 Miami 0 0 0 0 0 0 1 0 0 - 1 5 1  
 WP-Stutes, Mike (8-2)  
 LP-Gutierrez, Carlos (9-7)  
 T-3:03 A-26241  
 HR OSU - McFeely, Shea  
 HR UM - Raben, Dennis

**June 21 • Omaha, Neb.**

<b>Rice</b>	<b>0</b>
<b>Oregon State</b>	<b>5</b>

Rice 0 0 0 0 0 0 0 0 0 - 0 5 0  
 Oregon State 0 0 3 0 0 1 1 0 X - 5 7 0  
 WP-Turpen, Daniel (3-0)  
 LP-Crow, Craig (8-3)  
 T-2:54 A-30335  
 HR OSU - McFeely, Shea

**June 22 • Omaha, Neb.**

<b>Oregon State</b>	<b>2</b>
<b>Rice</b>	<b>0</b>

Oregon State 0 1 0 0 1 0 0 0 0 - 2 3 0  
 Rice 0 0 0 0 0 0 0 0 0 - 0 2 0  
 WP-Nickerson, Jonah (13-4)  
 SV-Gunderson, Kevin (19)  
 LP-Degerman, Eddie (13-2)  
 T-2:29 A-19161

**June 24 • Omaha, Neb.**

<b>Oregon State</b>	<b>3</b>
<b>North Carolina</b>	<b>4</b>

Oregon State 0 0 1 0 0 2 0 0 0 - 3 9 0  
 North Carolina 2 0 0 0 0 1 0 1 X - 4 10 1  
 WP-Hovis, Jonathan (8-2)  
 SV-Carnigan, Andrew (15)  
 LP-Paterson, Joe (1-1)  
 T-2:50 A-26808

**June 25 • Omaha, Neb.**

<b>North Carolina</b>	<b>7</b>
<b>Oregon State</b>	<b>11</b>

North Carolina 0 1 3 1 0 0 2 0 0 - 7 13 0  
 Oregon State 0 0 0 7 0 4 0 0 X - 11 14 0  
 WP-Gunderson, Kevin (3-2)  
 LP-Danford, Matt (7-2)  
 T-3:07 A-25046  
 HR OSU - Rowe, Bill  
 HR UNC - Federowicz, Tim

**June 26 • Omaha, Neb.**

<b>North Carolina</b>	<b>2</b>
<b>Oregon State</b>	<b>3</b>

North Carolina 0 0 0 2 0 0 0 0 - 2 8 4  
 Oregon State 0 0 0 2 0 0 0 1 X - 3 6 1  
 WP-Buck, Dallas (13-3)  
 SV-Gunderson, Kevin (20)  
 LP-Bard, Daniel (9-4)  
 T-3:09 A-18565





## 2005 CWS Participants Beavers Begin 3-Year Run

Oregon State began its magical three-year run to Omaha in 2005, a year that saw the club make many firsts. The Beavers went to the College World Series for the first time in more than 50 years, win the Pacific-10 Conference for the first time and advance to an NCAA Super Regional for the first time.

They did so with a cast of players with an overwhelming Pacific Northwest flavor, including Oregon born Dallas Buck, Kevin Gunderson, Jonah Nickerson, Jacoby Ellsbury and Darwin Barney, among others. Of the 29 players on the roster born in either Oregon or Washington, 13 ended their tenure at Oregon State being drafted by Major League clubs at least once.

The Beavers played their last game in Omaha on June 20, which, at the time, was the latest on the calendar an Oregon State season had ever extended.

- Oregon State went 0-2 in Omaha, but the World Series capped off a magnificent season for the Beavers. Oregon State won its first Pac-10 title by going 19-5 during the regular season. The 19 wins mark a conference record for the Beavers, who won seven of their eight Pac-10 series.

- The Beavers won 46 games, a new single-season school record. It surpassed the previous record of 39 set in 1986.

- The Beavers lost consecutive games only twice; once during the regular season, to Stanford and Arizona, and then in Omaha to Tulane and Baylor.

- Oregon State won five of its six games leading up to the College World Series. The Beavers outscored St. John's and Ohio State, 34-7, in three games at the Corvallis Regional.

- The Beavers advanced to a Super Regional at Goss Stadium, and took 2-of-3 from USC, whom OSU had ended the Pac-10 regular season with. The Beavers advanced to the NCAA College World Series after scoring two runs in the seventh in the third game of the Super Regional.

- Oregon State lost both of its games in Omaha, but the team's pitching staff was stellar. The Beavers allowed just seven runs over two games at Rosenblatt Stadium.

- The Beavers batted .321 as a team through the eight postseason games, and were led by Andy Jenkins' .459 batting average, which stands as the single-best postseason for any Oregon State player.

- The team's pitching staff was anchored by Jonah Nickerson, who went 1-1 with a 2.11 earned run average. Nickerson ended his career with five postseason victories, four a year later, which ties Mike Stutes for most in an OSU career.

- The trip to the postseason was the first in 19 years for Oregon State, which had last appeared in an NCAA Regional in Stillwater, Okla., in 1986. At the time, the eight postseason games played in 2005 was a single-year record for the Beavers.

- Head coach Pat Casey won his first career postseason game on June 3 as the Beavers scored a run in both the eighth and ninth innings for a 4-3 come-from-behind victory over Ohio State.

- Oregon State defeated St. John's, 19-3, in the final game of the Corvallis Regional. The 16-run win still stands as the team's single-largest postseason victory.

- Jacoby Ellsbury, who in 2007 became the first former OSU player to win a MLB World Series, played in all eight games in the 2005 postseason and batted .351 with two doubles, a triple and five stolen bases.

- Thirteen players who played in the 2005 postseason won a title in 2006 with OSU.

### 2005 Roster

No.	Pitchers	Yr.	B-T	Ht.	Wt.	Hometown
32	Reed Brown	Fr.	R-R	6-4	195	Edmonds, Wash.
2	Dallas Buck	So.	R-R	6-2	190	Newberg, Ore.
38	A.J. Davidson	Jr.	S-L	6-3	200	Florence, Ore.
18	Nate Fogle	Jr.	R-R	6-3	220	Gresham, Ore.
6	Kevin Gunderson	So.	R-L	5-10	160	Portland, Ore.
16	Kevin Joslyn	Sr.	L-L	6-1	185	Spokane, Wash.
	Josh Keller	Fr.	R-R	6-4	230	Portland, Ore.
36	Jon Koller	Jr.	R-R	6-6	235	Carlsbad, Calif.
44	Eddie Kunz	Fr.	R-R	6-4	250	Portland, Ore.
17	Anton Maxwell	So.	L-L	5-9	175	Anchorage, Alas.
19	Jake McCormick	So.	R-R	6-2	220	Marysville, Calif.
34	Jonah Nickerson	So.	R-R	6-1	190	Oregon City, Ore.
4	Kurt Steele	Jr.	R-R	6-2	180	Corvallis, Ore.
27	Rob Summers	Fr.	R-R	6-0	185	Beaverton, Ore.
28	Daniel Turpen	Fr.	R-R	6-4	195	McMinnville, Ore.
No.	Catchers	Yr.	B-T	Ht.	Wt.	Hometown
11	Mitch Canham	So.	L-R	6-2	200	Lake Stevens, Wash.
35	Billy Munich	Jr.	S-R	6-1	225	El Macero, Calif.
20	Casey Priseman	Fr.	R-R	6-1	180	Woodinville, Wash.
No.	Infielders	Yr.	B-T	Ht.	Wt.	Hometown
10	Darwin Barney	Fr.	R-R	5-10	170	Beaverton, Ore.
30	Travis Carver	Fr.	L-R	6-3	235	McMinnville, Ore.
	Cory Ellis	Fr.	R-R	5-7	160	Portland, Ore.
14	Ryan Gipson	Jr.	R-R	5-11	180	Central Point, Ore.
8	Andy Jenkins	Sr.	R-R	6-0	200	Salem, Ore.
3	Chris Kunda	Jr.	R-R	6-0	175	Philomath, Ore.
15	Lonnie Lechelt	Fr.	R-R	6-0	190	Kennewick, Wash.
25	Joey Ledesma	Jr.	L-R	6-0	190	Tucson, Ariz.
29	Shea McFeely	Jr.	R-R	6-2	215	Federal Way, Wash.
31	Scott Nelson	Jr.	R-R	6-3	215	Eugene, Ore.
1	Todd Shelton	Jr.	R-R	5-10	185	Bakersfield, Calif.
No.	Outfielders	Yr.	B-T	Ht.	Wt.	Hometown
22	Danny Anderson	Sr.	R-R	6-4	200	Modesto, Calif.
24	Chris Campos	Sr.	L-L	6-1	208	Modesto, Calif.
	Nic Chapin	Jr.	L-L	5-11	185	Oregon City, Ore.
23	Jacoby Ellsbury	Jr.	L-L	6-1	190	Madras, Ore.
40	Joel Evans	Sr.	R-R	6-5	230	Redmond, Wash.
12	Rob Folsom	Fr.	R-R	5-9	180	Medford, Ore.
9	Cole Gillespie	So.	R-R	6-1	200	West Linn, Ore.
21	Tyler Graham	Jr.	R-R	6-0	180	Great Falls, Mont.
26	Mike Lissman	So.	R-L	6-0	195	Ontario, Ore.
37	Geoff Wagner	Jr.	L-L	6-2	215	Redmond, Ore.

**Head Coach:** Pat Casey

**Associate Head Coach:** Dan Spencer

**Assistant Coach:** Marty Lees

**Volunteer Assistant Coach:** Troy Schader

**Athletic Trainer:** Matt Toth

**Assistant Athletic Trainers:** Nathan Dufault, J.R. Tatum

**Manager:** Peter Hughes

**Administrative Assistant:** Jenny Siewell

**Head Groundskeeper:** Al Kirk

**Sports Information:** Kip Carlson

**Radio Broadcaster:** Mike Parker





**Corvallis Regional**

**June 3 • Corvallis, Ore.**

**Ohio State 3**  
**Oregon State 4**

Ohio State 0 0 0 1 0 1 1 0 0 - 3 4 0  
 Oregon State 2 0 0 0 0 0 1 1 - 4 9 2  
 WP-Gunderson, Kevin (6-2)  
 LP-Meister, Rory (8-2)  
 T-2:23 A-2612  
 HR OSU - Canham, Mitch; McFeely, Shea

**June 4 • Corvallis, Ore.**

**Oregon State 11**  
**St. John's 1**

Oregon State 0 1 0 0 4 1 0 5 0 - 11 14 0  
 St. John's 0 0 0 0 0 0 0 0 1 - 1 7 4  
 WP-Nickerson, Jonah (9-1)  
 LP-Wladkya, Jim (7-3)  
 T-2:54 A-2609

**June 5 • Corvallis, Ore.**

**St. John's 3**  
**Oregon State 19**

St. John's 0 0 0 0 0 1 2 0 0 - 3 11 0  
 Oregon State 0(13) 0 4 2 0 0 0 X -19 22 4  
 WP-Maxwell, Anton (11-1)  
 LP-Smith, Anthony (1-2)  
 T-3:14 A-2532  
 HR OSU - Anderson, Danny 2

**Corvallis Super Regional**

**June 11 • Corvallis, Ore.**

**USC 4**  
**Oregon State 10**

USC 2 0 2 0 0 0 0 0 0 - 4 9 8  
 Oregon State 1 0 0 2 0 2 0 5 X -10 7 0  
 WP-Buck, Dallas (12-1)  
 SV-Gunderson, Kevin (14)  
 LP-Kennedy, Ian (12-3)  
 T-3:44 A-3059  
 HR OSU - Jenkins, Andy

**June 12 • Corvallis, Ore.**

**Oregon State 8**  
**USC 9**

**10 Innings**  
 Oregon State 0 0 0 2 1 2 3 0 0 0 - 8 10 4  
 USC 0 0 0 2 1 0 2 3 1 - 9 16 1  
 WP-Koss, Paul (4-1)  
 LP-Gunderson, Kevin (6-3)  
 T-4:14 A-3068  
 HR OSU - Anderson, Danny; Canham, Mitch; Gipson, Ryan  
 HR USC - Clement, Jeff

**2005 Postseason Statistics**

Player	AVG	G/GS	AB	R	H	RBI	2B	3B	HR	BB	SO	SB-ATT	SLG	OBA
Jenkins, Andy	.459	8/8	37	9	17	13	2	2	2	0	0	0-0	.784	.475
Canham, Mitch	.353	8/8	34	10	12	9	3	0	2	3	6	1-1	.618	.421
Ellsbury, Jacoby	.351	8/8	37	11	13	6	2	1	0	6	7	5-5	.459	.442
Gipson, Ryan	.333	8/8	24	4	8	7	2	0	1	2	4	2-2	.542	.393
Campos, Chris	.333	5/1	6	1	2	0	0	0	0	2	0	0-0	.333	.500
Kunda, Chris	.333	7/0	3	0	1	2	0	0	0	1	0	0-0	.333	.500
Gillespie, Cole	.321	8/8	28	5	9	4	1	0	0	4	3	1-1	.357	.429
Lissman, Mike	.300	6/2	10	0	3	0	0	0	0	2	1	0-1	.300	.462
McFeely, Shea	.290	8/8	31	8	9	8	3	0	1	4	9	1-1	.484	.378
Anderson, Danny	.286	6/3	14	5	4	6	0	0	3	2	4	0-0	.929	.375
Barney, Darwin	.281	8/8	32	6	9	4	1	0	0	6	5	1-2	.313	.410
Graham, Tyler	.206	8/8	34	5	7	4	0	0	0	3	8	2-3	.206	.270
Wagner, Geoff	.000	3/1	3	1	0	0	0	0	0	1	1	0-0	.000	.250
Lechelt, Lonnie	.000	2/0	0	1	0	0	0	0	0	0	0	0-0	.000	.000
Priseman, Casey	.000	1/0	0	0	0	0	0	0	0	0	0	0-0	.000	.000
<b>Totals</b>	<b>.321</b>	<b>8/8</b>	<b>293</b>	<b>66</b>	<b>94</b>	<b>62</b>	<b>14</b>	<b>3</b>	<b>9</b>	<b>36</b>	<b>48</b>	<b>13-16</b>	<b>.481</b>	<b>.406</b>

Pitcher	ERA	W-L	SV	G/GS	CG	SH	IP	H	R	ER	BB	SO	AVG	HR
Joslyn, Kevin	0.00	0-0	0	1/0	0	0	1.0	1	0	0	0	2	.250	0
Nickerson, Jonah	2.11	1-1	0	3/3	1	0	21.1	21	6	5	2	18	.250	0
Gunderson, Kevin	2.61	1-2	1	5/0	0	0	10.1	10	5	3	2	11	.270	1
Buck, Dallas	2.86	1-0	1	4/3	0	0	22.0	18	10	7	13	9	.231	0
Maxwell, Anton	4.09	1-0	0	2/2	0	0	11.0	11	6	5	7	3	.244	1
Kunz, Eddie	4.50	1-0	0	4/0	0	0	4.0	4	2	2	3	6	.250	1
Fogle, Nate	16.88	0-0	0	3/0	0	0	2.2	6	6	5	1	2	.462	0
<b>Totals</b>	<b>3.36</b>	<b>5-3</b>	<b>2</b>	<b>8/8</b>	<b>1</b>	<b>0</b>	<b>72.1</b>	<b>71</b>	<b>35</b>	<b>27</b>	<b>28</b>	<b>51</b>	<b>.256</b>	<b>3</b>

**June 13 • Corvallis, Ore.**

**USC 8**  
**Oregon State 10**

USC 0 0 3 0 0 4 0 1 0 - 8 6 1  
 Oregon State 2 1 2 0 2 1 2 0 X -10 17 0  
 WP-Kunz, Eddie (2-0)  
 SV-Buck, Dallas (1)  
 LP-Schlack, Ryan (0-2)  
 T-4:00 A-2750  
 HR OSU - Jenkins, Andy  
 HR USC - Clement, Jeff

**College World Series**

**June 18 • Omaha, Neb.**


**Oregon State 1**  
**Tulane 3**

Oregon State 1 0 0 0 0 0 0 0 0 - 1 6 0  
 Tulane 0 0 0 0 0 0 2 1 X - 3 8 0  
 WP-Owings, Micah (12-4)  
 SV-Latham, Daniel (13)  
 LP-Nickerson, Jonah (9-2)  
 T-2:43 A-20345  
 HR TUL - Southard, Nathan

**June 20 • Omaha, Neb.**

**Baylor 4**  
**Oregon State 3**

**10 Innings**  
 Baylor 0 0 0 2 1 0 0 0 0 1 - 4 10 1  
 Oregon State 0 2 0 0 1 0 0 0 0 0 - 3 9 2  
 WP-Mandel, Jeff (4-0)  
 LP-Gunderson, Kevin (6-4)  
 T-3:50 A-13000





## 1952 CWS Participants **OSU Makes First CWS Trip**

Oregon State made its first foray into an NCAA postseason in 1952, and the Beavers also advanced to the College World Series for the first time. Oregon State lost in two games in their inaugural trip to Omaha, but came away with a positive first experience at Omaha Stadium.

The Beavers opened the year by winning the Pacific Coast Conference title and then swept Fresno State in the Western Regional in Corvallis.

“The team of ‘52 was an exceptional collection of raw talent as I look back today,” pitcher Alex Goedhard said years later. “I say raw talent because we had no specialty training. There were no coaches specializing in hitting, fielding, outfield or pitching. There were no physical training regimens for players targeting playing positions outside of daily routine practice. There was no or very little scouting of opposing teams and players.”

- At the Western Regional, on June 7, the Beavers hosted Fresno State in front of a crowd of 4,600, the largest attendance figure to date at what is now Goss Stadium at Coleman Field.

- Oregon State began the season on a high note, winning its first seven games and nine of 10.

- The Beavers had just three losing streaks of two games, with the final one coming in Omaha. Oregon State did not lose consecutive games at home the entire season.

- The 27 victories posted by the Beavers in 1952 set a school single-season record. That record was not surpassed until the 1975 team won 28 games.

- Ralph Coleman was in the midst of his third stint with the team and had another 14 years before ending his illustrious career. Coleman’s two victories in the postseason do not count toward his overall career record, but merely add to 561 victories, then a school record.

- Oregon State’s appearance in Omaha was significant as it was only the sixth-ever College World Series held. The Beavers opened against Duke in just the second-ever meeting between the schools in any sport; the first was in the 1942 Rose Bowl.

- Oregon State used what is now an unusual mode of transportation to arrive in Omaha. The team traveled to Omaha by train on the Union Pacific streamliner City of Portland. The Beavers arrived just after 3 a.m. on a Wednesday.

- Oregon State was the fourth team of what is now known as the Pac-10 to advance to the College World Series. California, USC and Washington St. all advanced to Omaha before the Beavers’ first trip in 1952.

- The games were played at what was then known as Omaha Stadium; it is now known as Rosenblatt Stadium. This marked the third year the CWS was held at Rosenblatt.

- Twenty-seven of the 34 players (79.4 percent) listed on the roster hailed from the state of Oregon.

- Oregon State won its first-ever Pacific Coast Conference Championship in 1952. The Beavers defeated USC in two games; winning game one, 12-10, and taking game two, 5-4, with both contests being played in Corvallis.

- Dwane Helbig became Oregon State’s first All-American in 1952 when the American Baseball Coaches Association named him to the second team. He batted .418 with three home runs and 10 RBI in PCC Northern Division games.

- Bailey Brem and Jay Dean, who were both on the 1952 team, earned All-American honors in 1953 and 1954, respectively. Dean was an All-American in 1955 as well. He was OSU’s first two-time All-American.

### 1952 Roster

No.	Pitchers	Yr.	B-T	Ht.	Wt.	Hometown
14	Bud Berg	Sr.	R-R	6-2	190	Portland, Ore.
	Ralph Coleman Jr.	Jr.	L-L	6-0	155	Corvallis, Ore.
13	Bailey Brem	Jr.	R-R	6-3	185	Portland, Ore.
16	Alex Goedhard	Sr.	R-R	6-2	175	Pasadena, Calif.
2	Don Hopp	Fr.	R-R	6-2	175	Oregon City
	Jim Nierman	So.	R-L	6-0	175	Hillsboro, Ore.
20	Norb Wellman	So.	R-R	6-4	205	Mt. Angel, Ore.
9	Don White	Sr.	R-L	6-1	160	Portland, Ore.
No.	CATCHERS	Yr.	B-T	Ht.	Wt.	Hometown
	Jack Smith	So.	R-R	5-10	180	Ontario, Ore.
11	Jack Stephenson	Fr.	R-R	5-11	172	Tigard, Ore.
19	John Thomas	Sr.	R-R	6-3	215	Newark, N.J.
	Bill Turner	Jr.	R-R	5-9	175	Portland, Ore.
No.	Infielders	Yr.	B-T	Ht.	Wt.	Hometown
	Jack Bowen	Fr.	R-R	5-10	172	Nyssa, Ore.
3	Bobby Buob	Fr.	R-R	5-8	158	Union, N.J.
17	Jay Dean	Fr.	R-L	6-5	210	Nampa, Ida.
	Mel Ediger	So.	R-R	6-0	175	Dallas, Ore.
5	Chuck Fisk	Fr.	R-R	6-0	170	Portland, Ore.
	Connie Holzgang	So.	R-R	5-11	160	Medford, Ore.
10	Cub Houck	Sr.	R-R	6-0	185	Salem, Ore.
4	Danny Johnston	Jr.	R-R	5-11	175	Whittier, Calif.
	Johnny Rearden	Sr.	R-R	5-11	160	Corvallis, Ore.
15	Jim Ruggles	Fr.	L-R	6-0	170	Portland, Ore.
	Doug Wray	Fr.	R-R	5-9	150	The Dalles, Ore.
	Jim Walker	So.	L-L	5-10	155	L-Beach, Calif.
No.	Outfielders	Yr.	B-T	Ht.	Wt.	Hometown
8	Pete Goodbrod	Sr.	L-R	5-10	160	Salem, Ore.
7	Dwane Helbig	So.	R-R	6-0	195	Portland, Ore.
	Jim Jenks	Jr.	R-R	6-0	168	Albany, Ore.
	Ralph Krafve	Sr.	L-R	6-2	185	Portland, Ore.
12	Ed Nelson	Sr.	R-R	5-10	165	Corvallis, Ore.
	Jack Pinion	So.	R-R	5-10	195	Reedsport, Ore.
18	Bud Shirlcliff	Jr.	R-R	6-3	200	M-Creek, Ore.
	Dick Wilson	Fr.	L-L	5-11	165	Nyssa, Ore.
	Jim Withrow	Fr.	R-R	5-10	160	Van Nuys, Calif.
	Bob Thoman	Jr.	R-R	6-4	175	Corvallis, Ore.

**Head Coach:** Ralph Coleman  
**Assistant Coach:** Paul Valenti  
**Manager:** Ken Boshears

# COLLEGE WORLD SERIES

•

**8 TOP  
 COLLEGE  
 TEAMS**

•

**The ROSE BOWL of COLLEGE BASEBALL**

## OMAHA STADIUM

### June 12-13-14-15-16

Get Tickets Now at **RUSSELL SPORTS**, 1816 Farnam Street, Omaha



### 2018 NCAA Postseason • OSU Championship History

The 2018 NCAA Postseason will feature, as always, the nation's top 64 teams. Sixteen four-team regionals will be held June 1-4, followed by eight Super Regionals, featuring the top 16 teams remaining who advanced past the regionals. The 2018 College World Series will be played June 16-27 at TD Ameritrade Park Omaha.

The Pac-12 Conference holds the record with 27 World Series titles, followed by the Big 12 Conference at 10 and the Big Ten at six. A Pac-12 team has finished as national champions or runner-up in eight of the last 15 years. At least one Pac-12 player has been named to the All-College World Series team in all but one year since 1997.

In 2006 and 2007, the then-Pac-10 had 11 players named to the All-CWS Team, and each one was an Oregon State Beaver. In 2006, Jonah Nickerson was named the Most Outstanding Player after the Beavers captured their first national title. In 2007, Jorge Reyes claimed the honor as OSU won its second straight title.

Oregon State is one of just six schools nationally to win back-to-back national titles, and one of three from the Pac-12. USC won five straight titles from 1970-74. Stanford won two straight from 1987-88, followed nearly 20 years later by the Beavers. Texas won consecutive titles from 1949-1950 and LSU became the fourth club to accomplish the feat, doing so in 1996 and 1997. South Carolina is the most recent, winning championships in 2010 and 2011.

### 2017 NCAA Postseason Schedule

June 1-4: NCAA Regionals (campus sites)

June 8-11: NCAA Super Regionals (campus sites)

June 16-27: NCAA College World series (TD Ameritrade Park Omaha)

*Note: Campus sites for the NCAA Regionals will be announced the day prior to the NCAA selection process. Super Regional sites will be announced the day after the regionals' completion.*



### Oregon State In The Postseason

**All-Time Record:** 58-35 (.624)

**NCAA Regional Record:** 33-21 (.611)

**NCAA Super Regional Record:** 10-4 (.714)

**NCAA CWS Record:** 15-10 (.600)

**NCAA Appearances (17):** 1952, 1962, 1963, 1983, 1985, 1986, 2005, 2006, 2007, 2009, 2010, 2011, 2012, 2013, 2014, 2015, 2017

**Super Regional Appearances (6):** 2005, 2006, 2007, 2011, 2013, 2017

**College World Series Appearances (6):** 1952, 2005, 2006, 2007, 2013, 2017

### Head Coaches And The Postseason

Coach	Overall	Reg.	Super	CWS
Ralph Coleman	3-6	3-4	0-0	0-2
Jack Riley	2-6	2-6	0-0	0-0
Pat Casey	53-23	28-11	10-4	15-8

### Postseason Superlatives

**Most Runs:** 19, vs. St. John's (6/5/05)

**Most Runs Allowed:** 17, vs. Stanford (5/24/85)

**Fewest Runs:** 0, vs. Stanford (5/27/83)

**Fewest Runs Allowed:** 0, 7 times

**Win Streak:** 10 games (6/4-6/24/07)

**Most Wins (Pitcher):** 5; Stutes, Nickerson

**Largest Attendance (Reg.):** 11,535 (6/2/12)

**Largest Attendance (Super):** 3,737 (6/9/17)

**Largest Attendance (CWS):** 30,335 (6/21/06)

### All-Time Versus Opponents

Opponent	Overall	Reg.	Super	CWS
Arizona State	1-0	0-0	0-0	1-0
Arkansas	1-1	1-1	0-0	0-0
Baylor	0-1	0-0	0-0	0-1
Belmont	1-0	1-0	0-0	0-0
Cal-State Fullerton	2-0	0-0	0-0	2-0
Creighton	1-0	1-0	0-0	0-0
Dallas Baptist	0-1	0-1	0-0	0-0
Duke	0-1	0-0	0-0	0-1
Florida	0-1	0-1	0-0	0-0
Florida Atlantic	1-1	1-1	0-0	0-0
Fresno State	2-0	2-0	0-0	0-0
Georgia	2-0	1-0	0-0	1-0
Hawaii	1-0	1-0	0-0	0-0
Holy Cross	1-0	1-0	0-0	0-0
Indiana	1-0	0-0	0-0	1-0
Kansas	1-0	1-0	0-0	0-0
Kansas State	2-1	0-0	2-1	0-0
Louisiana-Monroe	1-0	1-0	0-0	0-0
Louisville	1-0	0-0	0-0	1-0
LSU	1-4	0-2	0-0	1-2
Miami (Fla.)	1-1	0-0	0-0	1-1
Michigan	2-0	0-0	2-0	0-0
Mississippi State	0-2	0-0	0-0	0-2
North Carolina	4-1	0-0	0-0	4-1
North Dakota State	1-0	1-0	0-0	0-0
Ohio State	1-0	1-0	0-0	0-0
Pepperdine	0-1	0-1	0-0	0-0
Rice	2-0	0-0	0-0	2-0
Richmond	1-0	1-0	0-0	0-0
Rutgers	2-0	2-0	0-0	0-0
Santa Clara	0-2	0-2	0-0	0-0
Stanford	2-3	0-3	2-0	0-0
St. John's	2-0	2-0	0-0	0-0
TCU	0-2	0-2	0-0	0-0
Texas	1-1	1-0	0-0	0-1
Texas A&M	3-0	3-0	0-0	0-0
Tulane	0-1	0-0	0-0	0-1
UALR	1-0	1-0	0-0	0-0

Opponent	Overall	Reg.	Super	CWS
UC-Irvine	2-2	1-2	0-0	1-0
UC Santa Barbara	1-1	1-1	0-0	0-0
UNLV	1-0	1-0	0-0	0-0
USC	3-3	1-2	2-1	0-0
UTSA	1-0	1-0	0-0	0-0
Vanderbilt	2-2	0-0	2-2	0-0
VCU	0-1	0-1	0-0	0-0
Virginia	2-1	2-1	0-0	0-0
Yale	2-0	2-0	0-0	0-0
Wright State	1-0	1-0	0-0	0-0





**2018 OREGON STATE BASEBALL**  
**POSTSEASON GAME-BY-GAME**

Twitter.com/BeaverBaseball  
 Instagram.com/BeaverBaseball  
 Facebook.com/OregonStateBaseball

**1952**

**Western Regional • Corvallis, Ore.**

Date	Result	Opponent	WP	LP	Att.
6/6/52	W, 2-1	Fresno State	White	Bolger	3,200
6/7/52	W, 8-4	Fresno State	Wellman	Bishop	4,600

**College World Series • Omaha, Neb.**

Date	Result	Opponent	WP	LP	Att.
6/12/52	L, 7-18	Duke	Lewis	Goedhard	
6/13/52	L, 1-10	Texas	Robertson	Wellman	

**1962**

**Western Regional • Santa Clara, Calif.**

Date	Result	Opponent	WP	LP	Att.
	L, 1-8	Santa Clara			
	L, 5-7	Santa Clara			

**1963**

**Western Regional • Corvallis, Ore.**

Date	Result	Opponent	WP	LP	Att.
	L, 5-6	USC			
	W, 8-6	USC			
	L, 5-7	USC			

**1983**

**Western Regional • Stanford, Calif.**

Date	Result	Opponent	WP	LP	Att.
5/27/83	L, 0-14	Stanford	Myers	Reece	2,350
5/28/83	L, 3-7	UC-Santa Barbara	Fulmer	Anderson	450

**1985**

**Western Regional • Stanford, Calif.**

Date	Result	Opponent	WP	LP	Att.
5/24/85	L, 3-17	Stanford	Ballard	Sipple	2,600
5/25/85	L, 1-6	Pepperdine	Dubar	Brundage	300

**1986**

**Midwest Regional • Stillwater, Okla.**

Date	Result	Opponent	WP	LP	Att.
5/22/86	L, 3-4	Arkansas	Peters	Brundage	1,400
5/23/86	W, 7-1	Richmond	Sipple	Richardson	1,332
5/24/86	W, 1-0	Arkansas	Hulstrom	Parker	1,307
5/24/86	L, 7-10	Stanford	Wassenaar	Lambert	1,516

*All-Regional Team: David Brundage, OF*

**2005**

**Corvallis Regional • Corvallis, Ore.**

Date	Result	Opponent	WP	LP	Att.
6/3/05	W, 4-3	Ohio State	Gunderson	Meister	2,612
6/4/05	W, 11-1	St. John's	Nickerson	Wladyka	2,609
6/5/05	W, 19-3	St. John's	Maxwell	Smith	2,532

*All-Regional Team: Mitch Canham (Most Outstanding Player), C; Jonah Nickerson, RHP; Andy Jenkins, 1B; Shea McFeely, 3B; Tyler Graham, OF; Jacoby Ellsbury, OF; Cole Gillespie, OF*

**Corvallis Super Regional • Corvallis, Ore.**

Date	Result	Opponent	WP	LP	Att.
6/11/05	W, 10-4	USC	Buck	Kennedy	3,059
6/12/05	L, 8-9	USC	Koss	Gunderson	3,068
6/13/05	W, 10-8	USC	Kunz	Schlack	2,752

**College World Series • Omaha, Neb.**

Date	Result	Opponent	WP	LP	Att.
6/18/05	L, 1-3	Tulane	Owings	Nickerson	20,345
6/20/05	L, 3-4	Baylor	Mandel	Gunderson	13,000

**2006**

**Corvallis Regional • Corvallis, Ore.**

Date	Result	Opponent	WP	LP	Att.
6/2/06	W, 5-3	Wright State	Kunz	Smith	2,587
6/3/06	W, 11-3	Kansas	Nickerson	Land	2,957
6/4/06	W, 12-3	Hawaii	Stutes	Daly	2,783

*All-Regional Team: Chris Kunda (Most Outstanding Player), 2B; Jonah Nickerson, RHP; Darwin Barney, SS; Cole Gillespie, OF; Tyler Graham, OF*

**Corvallis Super Regional • Corvallis, Ore.**

Date	Result	Opponent	WP	LP	Att.
6/10/06	W, 4-3	Stanford	Buck	Reynolds	3,173
6/11/06	W, 15-0	Stanford	Nickerson	Gallagher	3,194

**College World Series • Omaha, Neb.**

Date	Result	Opponent	WP	LP	Att.
6/17/06	L, 1-11	Miami	Maine	Buck	25,417
6/19/06	W, 5-3	Georgia	Nickerson	Westphal	17,135
6/20/06	W, 8-1	Miami	Stutes	Gutierrez	26,241
6/21/06	W, 5-0	Rice	Turpen	Crow	30,335
6/22/06	W, 2-0	Rice	Nickerson	Degerman	19,161
6/24/06	L, 3-4	North Carolina	Hovis	Paterson	26,808
6/25/06	W, 11-7	North Carolina	Gunderson	Danford	25,046
6/26/06	W, 3-2	North Carolina	Buck	Bard	18,565

*All-CWS Team: Jonah Nickerson (Most Outstanding Player), RHP; Bill Rowe, 1B; Shea McFeely, 3B; Cole Gillespie, OF; Kevin Gunderson, LHP*

**2007**

**Charlottesville Regional • Charlottesville, Va.**

Date	Result	Opponent	WP	LP	Att.
6/1/07	W, 5-1	Rutgers	Paterson	Healing	2,097
6/2/07	L, 4-7	Virginia	Lambert	Kunz	3,212
6/4/07	W, 5-2	Rutgers	Reyes	Giannini	1,984
6/4/07	W, 5-3	Virginia	Paterson	Schwimer	3,212
6/5/07	W, 7-3	Virginia	Kunz	Lambert	2,389

*All-Regional Team: Joe Paterson (Most Outstanding Player), LHP; Jordan Lennerton, 1B; Joey Wong, 2B; Darwin Barney, SS; Lonnie Lechelt, 3B; Chris Hopkins, OF*

**Corvallis Super Regional • Corvallis, Ore.**

Date	Result	Opponent	WP	LP	Att.
6/10/07	W, 1-0	Michigan	Paterson	Putnam	3,284
6/11/07	W, 8-2	Michigan	Stutes	Wilson	3,178

**College World Series • Omaha, Neb.**

Date	Result	Opponent	WP	LP	Att.
6/16/07	W, 3-2	CS-Fullerton	Reyes	Roemer	26,559
6/18/07	W, 12-6	Arizona State	Stutes	Flores	21,692
6/20/07	W, 7-1	UC-Irvine	Turpen	Bergman	29,921
6/23/07	W, 11-4	North Carolina	Reyes	White	26,887
6/24/07	W, 9-3	North Carolina	Stutes	Putkonen	25,012

*All-CWS Team: Jorge Reyes (Most Outstanding Player), RHP; Darwin Barney, SS; Mitch Canham, C; Mike Lissman, DH; Scott Santschi, OF; Joey Wong, 2B*

**2009**

**Fort Worth Regional • Fort Worth, Texas**

Date	Result	Opponent	WP	LP	Att.
5/29/09	W, 9-8	Texas A&M	Gaviglio	Raley	2,822
5/30/09	L, 1-13	TCU	Winkler	Waldron	3,269
5/31/09	W, 13-5	Texas A&M	Reyes	Ehlert	2,496
5/31/09	L, 4-5	TCU	Marshall	Rhoderick	3,191

*All-Regional Team: Koa Kahalehoe, OF; Ryan Ortiz, C; Jorge Reyes, RHP; John Tommasini, 2B*

**2010**

**Gainesville Regional • Gainesville, Fla.**

Date	Result	Opponent	WP	LP	Att.
6/4/10	W, 6-4	Florida Atlantic	Peavey	Gipson	1,117
6/5/10	L, 2-10	Florida	Panteliodis	Gaviglio	2,991
6/6/10	L, 7-11	Florida Atlantic	Adams	Waldron	1,340

**All-Regional Team:** Adalberto Santos, OF

**2011**

**Corvallis Regional • Corvallis, Ore.**

Date	Result	Opponent	WP	LP	Att.
6/3/11	W, 7-4	UALR	Schultz	Graziano	2,858
6/4/11	W, 5-1	Creighton	Gaviglio	Blach	3,103
6/5/11	W, 6-4	Georgia	Duke	Swegman	3,032

**All-Regional Team:** Sam Gaviglio (Most Outstanding Player), RHP;  
 Andrew Susac, C; Parker Berberet, 1B; Carter Bell, 3B; Ryan Barnes, OF;  
 Brian Stamps, OF; Garrett Nash, OF

**Nashville Super Regional • Nashville, Tenn.**

Date	Result	Opponent	WP	LP	Att.
6/10/11	L, 1-11	Vanderbilt	Gray	Gaviglio	3,349
6/11/11	L, 3-9	Vanderbilt	Clinard	Schultz	3,387

**2012**

**Baton Rouge Regional • Baton Rouge, La.**

Date	Result	Opponent	WP	LP	Att.
6/1/12	W, 2-1	Belmont	Bryant	Brookshire	10,041
6/2/12	L, 1-7	LSU	Gausman	Child	11,535
6/3/12	W, 11-2	La.-Monroe	Wetzler	Aulds	10,369
6/3/12	L, 5-6	LSU	Cotton	Davis	11,036

**All-Regional Team:** John Tommasini, 2B; Michael Conforto, OF; Ryan Barnes, OF; Joey Matthews, OF; Danny Hayes, DH

**2013**

**Corvallis Regional • Corvallis, Ore.**

Date	Result	Opponent	WP	LP	Att.
5/31/13	W, 5-4	UTSA	Engelbrekt	Sims	3,222
6/1/13	W, 3-2	UC Santa Barbara	Moore	Mahle	3,535
6/2/13	W, 6-1	Texas A&M	Wetzler	Jester	3,362

**All-Regional Team:** Dylan Davis (Most Outstanding Player), OF; Jake Rodriguez, C; Andy Peterson, 2B; Ryan Barnes, DH; Andrew Moore, RHP;  
 Ben Wetzler, LHP

**Corvallis Super Regional • Corvallis, Ore.**

Date	Result	Opponent	WP	LP	Att.
6/8/13	L, 2-6	Kansas State	Matthys	Fry	3,574
6/9/13	W, 12-4	Kansas State	Moore	McFadden	3,602
6/10/13	W, 4-3	Kansas State	Wetzler	Matthys	3,564

**College World Series • Omaha, Neb.**

Date	Result	Opponent	WP	LP	Att.
6/15/13	L, 4-5	Mississippi St.	Mitchell	Boyd	24,473
6/17/13	W, 11-4	Louisville	Wetzler	Thompson	18,980
6/19/13	W, 1-0	Indiana	Boyd	Slegers	26,035
6/21/13	L, 1-4	Mississippi St.	Graveman	Moore	18,868

**All-CWS Team:** Michael Conforto, OF

**2014**

**Corvallis Regional • Corvallis, Ore.**

Date	Result	Opponent	WP	LP	Att.
5/30/14	W, 2-1	N. Dakota St.	Moore	Ernst	3,408
5/31/14	L, 2-14	UC Irvine	Surrey	Fry	3,422
6/1/14	W, 6-1	UNLV	Wetzler	Oakley	3,372
6/1/14	W, 4-0	UC Irvine	Schultz	Brock	3,386
6/2/14	L, 2-4	UC Irvine	Manarino	Thompson	3,435

**All-Regional Team:** Logan Ice, C; Jeff Hendrix, OF; Kavin Keyes, 1B; Scott Schultz, RHP

**2015**

**Dallas Regional • Dallas, Texas**

Date	Result	Opponent	WP	LP	Att.
5/29/15	W, 5-4	Texas	Church	Bellows	2,643
5/31/15	L, 1-5	VCU	Dwyer	Rasmussen	1,779
5/31/15	L, 1-7	Dallas Baptist	Stutzman	Eckert	2,297

**All-Regional Team:** Kyle Nobach, OF

**2017**

**Corvallis Regional • Corvallis, Ore.**

Date	Result	Opponent	WP	LP	Att.
6/2/17	W, 8-2	Holy Cross	Thompson	King	3,508
6/3/17	W, 11-0	Yale	Heimlich	Brodkowski	3,474
6/4/17	W, 8-1	Yale	Eisert	Espig	3,456

**All-Regional Team:** Steven Kwan (Most Outstanding Player) OF; Cadyn Grenier, SS; Michael Gretler, 3B; KJ Harrison, 1B; Luke Heimlich, LHP;  
 Trevor Larnach, DH; Adley Rutschman, C

**Corvallis Super Regional • Corvallis, Ore.**

Date	Result	Opponent	WP	LP	Att.
6/9/17	W, 8-4	Vanderbilt	Thompson	Raby	3,737
6/10/17	W, 9-2	Vanderbilt	Fehmel	Wright	3,734

**College World Series • Omaha, Neb.**

Date	Result	Opponent	WP	LP	Att.
6/17/17	W, 6-5	CSU Fullerton	Mulholland	Workman	22,656
6/19/17	W, 13-1	LSU	Fehmel	Walker	24,874
6/23/17	L, 1-3	LSU	Lange	Thompson	21,257
6/24/17	L, 1-6	LSU	Gilbert	Fehmel	15,618

**All-CWS Team:** Nick Madrigal, 2B

**2018 OREGON STATE BASEBALL**  
**POSTSEASON HONORS**

Twitter.com/BeaverBaseball  
 Instagram.com/BeaverBaseball  
 Facebook.com/OregonStateBaseball

**All-Time Oregon State Postseason Honors**

**All-Regional Team (49)**

Year	Player	Pos.	Location
1986	Dave Brundage	OF	Stillwater, Okla.
2005	Mitch Canham	C	Corvallis
2005	Jacoby Ellsbury	OF	Corvallis
2005	Cole Gillespie	OF	Corvallis
2005	Tyler Graham	OF	Corvallis
2005	Andy Jenkins	1B	Corvallis
2005	Shea McFeely	3B	Corvallis
2005	Jonah Nickerson	RHP	Corvallis
2006	Darwin Barney	SS	Corvallis
2006	Cole Gillespie	OF	Corvallis
2006	Tyler Graham	OF	Corvallis
2006	Chis Kunda	2B	Corvallis
2006	Jonah Nickerson	RHP	Corvallis
2007	Darwin Barney	SS	Charlottesville, Va.
2007	Chris Hopkins	OF	Charlottesville, Va.
2007	Lonnie Lechelt	3B	Charlottesville, Va.
2007	Jordan Lennerton	1B	Charlottesville, Va.
2007	Joe Paterson	LHP	Charlottesville, Va.
2007	Joey Wong	2B	Charlottesville, Va.
2009	Koa Kahalehoe	OF	Fort Worth, Texas
2009	Ryan Ortiz	C	Fort Worth, Texas
2009	Jorge Reyes	RHP	Fort Worth, Texas
2009	John Tommasini	2B	Fort Worth, Texas
2010	Adalberto Santos	OF	Gainesville, Fla.
2011	Ryan Barnes	OF	Corvallis
2011	Carter Bell	3B	Corvallis
2011	Parker Berberet	1B	Corvallis
2011	Sam Gaviglio	RHP	Corvallis
2011	Garrett Nash	OF	Corvallis
2011	Brian Stamps	OF	Corvallis
2011	Andrew Susac	C	Corvallis
2012	John Tommasini	2B	Baton Rouge
2012	Michael Conforto	OF	Baton Rouge
2012	Ryan Barnes	OF	Baton Rouge
2012	Joey Matthews	OF	Baton Rouge
2012	Danny Hayes	DH	Baton Rouge
2013	Jake Rodriguez	C	Corvallis
2013	Andy Peterson	2B	Corvallis
2013	Dylan Davis	OF	Corvallis
2013	Ryan Barnes	DH	Corvallis
2013	Andrew Moore	RHP	Corvallis
2013	Ben Wetzler	LHP	Corvallis
2014	Logan Ice	C	Corvallis
2014	Kavin Keyes	1B	Corvallis
2014	Jeff Hendrix	OF	Corvallis
2014	Scott Schultz	RHP	Corvallis
2015	Kyle Nobach	OF	Dallas
2017	Cadyn Grenier	SS	Corvallis
2017	Michael Gretler	3B	Corvallis
2017	KJ Harrison	1B	Corvallis
2017	Luke Heimlich	LHP	Corvallis
2017	Steven Kwan	OF	Corvallis
2017	Trevor Larnach	DH	Corvallis
2017	Adley Rutschman	C	Corvallis

**All-College World Series Team (13)**

Year	Player	Pos.	Location (Omaha)
2006	Cole Gillespie	OF	Rosenblatt
2006	Kevin Gunderson	LHP	Rosenblatt
2006	Shea McFeely	3B	Rosenblatt
2006	Jonah Nickerson	RHP	Rosenblatt
2006	Bill Rowe	1B	Rosenblatt
2007	Darwin Barney	SS	Rosenblatt
2007	Mitch Canham	C	Rosenblatt
2007	Mike Lissman	OF	Rosenblatt
2007	Jorge Reyes	RHP	Rosenblatt
2007	Scott Santschi	OF	Rosenblatt
2007	Joey Wong	2B	Rosenblatt
2013	Michael Conforto	OF	TD Ameritrade Park
2017	Nick Madrigal	2B	TD Ameritrade Park

**Most Outstanding Players (8)**

Year	Player	Pos.	Location
2005	Mitch Canham	C	Corvallis Regional
2006	Chris Kunda	2B	Corvallis Regional
2006	Jonah Nickerson	RHP	Omaha CWS
2007	Joe Paterson	LHP	Charlottesville Regional
2007	Jorge Reyes	RHP	Omaha CWS
2011	Sam Gaviglio	RHP	Corvallis Regional
2013	Dylan Davis	OF	Corvallis Regional
2017	Steven Kwan	OF	Corvallis Regional



**Career Leaders**

*Minimum 25 at bats, 10 Innings Pitched*

**Offense**

Batting Average	.459, Andy Jenkins (2005)
Games Played	33, Darwin Barney (2005-07)
Games Started	33, Mitch Canham (2005-07)
At Bats	135, Darwin Barney (2005-07)
Runs Scored	33, Darwin Barney (2005-07)
Hits	40, Darwin Barney (2005-07)
Runs Batted In	26, Mitch Canham (2005-07)
Doubles	9, Michael Conforto (2012-14)
Triples	2, Andy Jenkins (2005)
	2, John Wallace (2005-06)
	2, Cole Gillespie (2005-06)
Home Runs	4, Jordan Lennerton (2007) & KJ Harrison (2015-17)
Walks	19, Darwin Barney (2005-07)
Strikeouts	28, Mitch Canham (2005-07)
Stolen Bases	8, Tyler Graham (2005-06)

**Pitching**

Earned Run Average	1.21, Joe Paterson (2006-07)
Wins	5, Jonah Nickerson (2005-06)
	5, Mike Stutes (2006-07)
	5, Ben Wetzler (2011-14)
Winning Percentage	1.000, Mike Stutes (2006-07)
	1.000, Ben Wetzler (2011-14)
Saves	6, Kevin Gunderson (2005-06)
Games Pitched	16, Eddie Kunz (2006-07)
Games Started	8, Jonah Nickerson (2005-06)
	8, Mike Stutes (2006-07)
Innings Pitched	58.0, Jonah Nickerson (2005-06)
Hits Allowed	49, Dallas Buck (2005-06)
Runs Allowed	26, Dallas Buck (2005-06)
Earned Runs Allowed	23, Dallas Buck (2005-06)
	23, Mike Stutes (2006-07)
Walks Allowed	24, Dallas Buck (2005-06)
Strikeouts	52, Jonah Nickerson (2005-06)

**Individual Postseason Leaders**

*Minimum 15 at bats, 5 Innings Pitched*

**Offense**

Batting Average	.529 (9-17), Koa Kahalehoe (2009)
	.529 (9-17), Kavin Keyes (2014)
Games Played	13, seven players (2006)
Games Started	13, seven players (2006)
At Bats	54, Darwin Barney (2006)
Runs Scored	15, Bill Rowe (2006)
Hits	20, Tyler Graham (2006)
Runs Batted In	18, Bill Rowe (2006)
Doubles	6, Michael Conforto (2013)
Triples	2, three times (2005, 2006, 2007)
Home Runs	4-2x, Jordan Lennerton (2007) & KJ Harrison (2017)
Walks	10, Mike Lissman (2007)
Strikeouts	17, Lonnie Lechelt (2007)
Stolen Bases	6, Tyler Graham (2006)

**Pitching**

Earned Run Average	0.00, 6 times
Wins	4, Jonah Nickerson (2006)
Saves	5, Kevin Gunderson (2006)
Games Pitched	9, Joe Paterson (2007)
Games Started	5, Mike Stutes (2007), Jonah Nickerson (2006)
Innings Pitched	36.2, Jonah Nickerson (2006)
Hits Allowed	31, Dallas Buck (2006)
Runs Allowed	16, Dallas Buck (2006)
Earned Runs Allowed	16, Dallas Buck (2006)
Walks Allowed	17, Mike Stutes (2007)
Strikeouts	34, Jonah Nickerson (2006)

**Team Game Superlatives**

**Offense**

At Bats	46, vs. Virginia (6/2/07)
Runs Scored	19, vs. St. John's (6/5/05)
Hits	22, vs. St. John's (6/5/05)
Runs Batted In	19, vs. St. John's (6/5/05)
Doubles	5, vs. Kansas (6/3/06)
Triples	2, vs. Miami (6/17/06)
Home Runs	3, vs. USC (6/12/05)
Total Bases	33, vs. St. John's (6/5/05)
Walks	10, vs. Michigan (6/11/07)
Strikeouts	14, vs. LSU (6/3/12)
Stolen Bases	4, two times, last vs. Michigan (6/11/07)

**Pitching**

Innings Pitched	13.0, vs. Virginia (6/2/07)
Runs Allowed	17, vs. Stanford (5/24/85)
Earned Runs Allowed	17, vs. Stanford (5/24/85)
Walks Allowed	9, two times, last vs. Miami (6/17/06)
Strikeouts	15, vs. North Dakota State (5/30/14)
Hits Allowed	18, vs. Stanford (5/24/85)

**Fielding**

Putouts	39, vs. Virginia (6/2/07)
Assists	19, two times, last vs. TCU (5/30/09)
Errors	4, six times, last vs. LSU (6/3/12)
Passed Balls	2, four times, last vs. Virginia (6/2/07)
Double Plays Turned	3, vs. TCU (5/30/09)

**Individual Game Superlatives**

**Offense**

At Bats	6, 13 times, last by Ryan Ortiz vs. Texas A&M (5/31/09)
Runs Scored	4, Bill Rowe vs. Stanford (6/11/06)
Hits	5, three times, last vs. Koa Kahalehoe vs. Texas A&M (5/31/09)
Runs Batted In	6, Bill Rowe vs. Hawai'i (6/4/06)
Doubles	3, two times, last by Cole Gillespie vs. Kansas (6/3/06)
Triples	1, 18 times
Home Runs	2, three times, last by Chris Kunda vs. Kansas (6/3/06)
Total Bases	11, Andy Jenkins vs. USC (6/13/05)
Walks	2, 42 times
Strikeouts	3, 11 times
Stolen Bases	2, 2 times, last by A. Santos vs. Texas A&M (5/29/09)

**Pitching**

Innings Pitched	9.0, 11 times
	last by Scott Schultz vs. UC Irvine (6/1/14)
Runs Allowed	10, Sam Gaviglio vs. Vanderbilt (6/10/11)
Earned Runs Allowed	10, Sam Gaviglio vs. Vanderbilt (6/10/11)
Walks Allowed	7, two times
	last by Dave Brundage vs. Arkansas (5/22/86)
Strikeouts	14, Andrew Moore vs. North Dakota State (5/30/14)
Hits Allowed	10, two times,
	last by Jorge Reyes vs. Texas A&M (5/31/09)

**Complete Games By Oregon State Pitchers**

6/10/17	Bryce Fehmel vs. Vanderbilt (win)
6/1/14	Scott Schultz vs. UC Irvine (win)
6/1/14	Ben Wetzler vs. UNLV (win)
6/19/13	Matt Boyd vs. Indiana (win)
6/2/13	Ben Wetzler vs. Texas A&M (win)
6/4/11	Sam Gaviglio vs. Creighton (win)
5/31/09	Jorge Reyes vs. Texas A&M (win)
6/4/05	Jonah Nickerson vs. St. John's (win)
5/24/86	Bryce Hulstrom vs. Arkansas (win)
5/22/86	Dave Brundage vs. Arkansas (loss)
5/25/85	Dave Brundage vs. Pepperdine (loss)
5/28/83	Scott Anderson vs. UC Santa Barbara (loss)


\* Statistical records date back to 1983 postseason

**2018 OREGON STATE BASEBALL**  
**ALL-AMERICANS**


Twitter.com/BeaverBaseball  
 Instagram.com/BeaverBaseball  
 Facebook.com/OregonStateBaseball



**Dwane Helbig**  
 1952  
 ABCA 2nd  
 .418, 3 HR, 10 RBI  
 North only




**Bailey Brem**  
 1953  
 ABCA 3rd  
 4-1, 2.00 ERA  
 North only




**Jay Dean**  
 1954 (ABCA 1st)  
 .456, 26 RBI  
 1955 (ABCA 1st)  
 .465, 1 HR, 28 RBI




**Larry Petersen**  
 1960  
 ABCA 1st  
 .419, 19 RBI



**Cecil Ira**  
 1962 (ABCA 3rd)  
 11-4, 1.23 ERA  
 1963 (ABCA 3rd)  
 10-2, 1.82 ERA




**Jim Wilson**  
 1982  
 ABCA 3rd, BA 3rd  
 .336, 21 HR, 62 RBI




**Dave Brundage**  
 1986  
 ABCA 2nd  
 .366, 8 HR, 44 RBI  
 8-4, 3.19 ERA



**Ken Bowen**  
 1987  
 BA 2nd  
 .404, 9 HR, 51 RBI



**Scott Christman**  
 1993  
 ABCA, BA 2nd,  
 CB 1st  
 14-1, 2.20 ERA





**Mason Smith**  
 1994  
 BA 3rd, CB 3rd  
 11-3, 2.39 ERA



**Mark Newell**  
 1997  
 NCBWA 3rd  
 8-0, 2.12 ERA























**Andrew Checketts**  
 1998  
 CB 3rd, NCBWA  
 2nd  
 11-1, 3.77 ERA



Abbreviations: ABCA (American Baseball Coaches Association), BA (Baseball America), CB (Collegiate Baseball), NCBWA (National Collegiate Baseball Writers), PG (Perfect Game USA), USAT/SW (USA Today/Sports Weekly)



 <p><b>Scott Nicholson</b>                  2001                  CB 3rd                    11-2, 3.58 ERA</p>	 <p><b>Dallas Buck</b>                  2005 (ABCA 1st, BA 1st, CB 1st, NCBWA 2nd, USAT/SW 1st)                  12-1, 2.09 ERA                  2006 (ABCA 2nd, CB 2nd, NCBWA 2nd)                  13-3, 3.44 ERA</p>	 <p><b>Jacoby Ellsbury</b>                  2005                  ABCA 1st, BA 1st, CB 2nd, NCBWA 1st, USAT/SW 2nd                    .406, 6 HR, 48 RBI</p>	 <p><b>Jonah Nickerson</b>                  2005                  USAT/SW 2nd                  9-2, 2.13 ERA                  2006                  BA 2nd                  13-4, 2.24 ERA</p>	 <p><b>Cole Gillespie</b>                  2006                  ABCA 1st, BA 1st, CB 1st, NCBWA 3rd                    .374, 13 HR, 57 RBI</p>	 <p><b>Kevin Gunderson</b>                  2006                  NCBWA 2nd                    3-2, 2.36 ERA, 20 SV</p>
 <p><b>Pat Casey</b>                  2006 (COY: ABCA, BA, CB, NCBWA)                  2007 (COY CB, ABCA)                  2017 (COY NCBWA)</p>	 <p><b>Mitch Canham</b>                  2007                  CB 3rd                    .326, 10 HR, 59 RBI</p>	 <p><b>Sam Gaviglio</b>                  2011                  BA 2nd, CB 2nd, NCBWA 3rd                    12-3, 2.54 ERA</p>	 <p><b>Michael Conforto</b>                  2012 (BA 2nd, NCBWA 2nd, ABCA 2nd)                  2013 (PG 1st, ABCA 1st)                  2014 (1st - BA, NCBWA, CB, ABCA, PG)</p>	 <p><b>Matt Boyd</b>                  2013                  BA 3rd, CB 3rd, PG 3rd                    11-4, 2.04 ERA, 1 SV</p>	 <p><b>Andrew Moore</b>                  2013                  BA 1st, ABCA 1st, CB 2nd                    2015                  CB 2nd, ABCA 2nd, D1 3rd, BA 3rd</p>
 <p><b>Jace Fry</b>                  2014                  ABCA 1st, NCBWA 1st, CB 1st, BA 2nd, PG 2nd                    11-2, 1.80 ERA</p>	 <p><b>Ben Wetzler</b>                  2014                  NCBWA 1st, CB 1st, BA 2nd, PG 2nd, ABCA 2nd                    12-1, 0.78 ERA</p>	 <p><b>Jerr Henarix</b>                  2015                  ABCA 3rd                    .339, 6 HR, 34 RBI</p>	 <p><b>Bryce Fehmel</b>                  2016                  CB 2nd                    10-1, 2.31 ERA</p>	 <p><b>Luke Heimlich</b>                  2017                  CB 1st                    11-1, 0.76 ERA</p>	 <p><b>Nick Madrigal</b>                  2017                  BA 1st, D1 1st, ABCA 1st, PG 2nd, NCBWA 3rd, CB 3rd                    .380, 4 HR, 40 RBI</p>
 <p><b>Jake Mulholland</b>                  2017                  NCBWA 2nd                    7-1, 1.20 ERA</p>	 <p><b>Jake Thompson</b>                  2014                  BA 1st, D1 1st, ABCA 1st, PG 1st, NCBWA 1st, CB 1st                    14-1, 1.96 ERA</p>				



# 2018 OREGON STATE BASEBALL

## ALL-REGION/FRESHMAN ALL-AMERICANS

Twitter.com/BeaverBaseball  
 Instagram.com/BeaverBaseball  
 Facebook.com/OregonStateBaseball

### All-Region Honors

As selected by the American Baseball Coaches Association

#### All-District VIII

1949	Frank Roelandt, C	*.508, 20 RBI
1950	Gene Tanselli, SS	*.380, 7 RBI
1951	John Thomas, C	*.280, 10 RBI
1952	Bailey Brem, P	*3-2, 2.41 ERA
	Dwane Helbig, OF	*.418, 3 HR, 10 RBI
1953	Bailey Brem, P	*4-1, 2.00 ERA
	John Thomas, C	*.316, 1 HR, 9 RBI
	Bud Shirtcliff, OF	*.292, 2 HR, 10 RBI
1954	Jay Dean, 1B	.456, 26 RBI, 0 HR
1955	Jay Dean, 1B	.465, 28 RBIs, 1 HR
1957	Twink Pedersen, 3B	.400, 21 RBI
1959	Jerry Droscher, OF	.321, 19 RBI
1960	Larry Petersen, OF	.419, 19 RBI
1962	Cecil Ira, P	11-4, 1.23 ERA
1963	Cecil Ira, P	10-2, 1.83 ERA
	Al Lehrer, OF	.374, 19 RBI

#### All-Region IX

1976	Pete Rowe, C	.338, 4 HR, 30 RBI
1977	Jeff Doyle, 1B (2nd)	.350, 5 HR, 30 RBI
1978	Bob McNair, 1B (2nd)	.316, 10 HR 46 RBI
1982	Jim Wilson, 1B	.336, 21 HR, 62 RBI
	Mike Gorman, P (2nd)	9-2, 2.93 ERA
	Mickey Riley, 2B (2nd)	.374, 23 RBI
1984	Scott Anderson, P (2nd)	8-6, 1.66 ERA
1985	Dave Brundage, 1B	.370, 4 HR, 40 RBI; 7-3, 4.63 ERA
	Ken Bowen, SS (2nd)	.332, 4 HR, 44 RBI

	John Sipple, P (2nd)	10-2, 4.53 ERA
1986	Dave Brundage, OF	.366, 8 HR 44 RBI; 8-4, 3.19 ERA
	Ken Bowen, SS (2nd)	.293, 6 HR, 28 RBI
	Bryce Hulstrom, P (2nd)	7-2, 2.51 ERA
1987	Ken Bowen, SS	.404, 9 HR, 51 RBI
	Jeff Otis, P (2nd)	9-4, 2.88 ERA
1988	Ben Johnson, SS (2nd)	.276, 1 HR 26 RBI
	Lance Rice, C (2nd)	.323, 5 HR, 47 RBI
	John Sipple, P (2nd)	6-3, 1.82 ERA
1989	Jeff Brauning, 2B (2nd)	.340, 1 HR 38 RBI
1990	R.A. Nietzel, UTIL	.355, 3 HR, 20 RBI
1993	Scott Christman, P	14-1, 2.20 ERA
	Kevin Hooker, 2B	.351, 0 HR, 31 RBI
	A.J. Marquardt, OF	.376, 6 HR, 40 RBI

#### All-West Region

Includes Oregon, Washington, California, Arizona

1998	Andrew Checketts, P (2nd)	11-1 3.77 ERA
2001	Chris Biles, OF	.395, 9 HR, 48 RBI
	Scott Nicholson, P	11-2, 3.58 ERA
2005	Dallas Buck, P	12-1, 2.09 ERA, 1 Sv
	Jacoby Ellsbury, OF	.406, 6 HR, 48 RBI
	Pat Casey	Coach of the Year
2006	Dallas Buck, P	13-3, 3.44 ERA
	Cole Gillespie, OF	.374, 13 HR, 57 RBI
	Kevin Gunderson, P	3-2, 2.36 ERA 20 Sv
	Pat Casey	Coach of the Year
2007	Mitch Canham, C	.326, 10 HR, 57 RBI

2011	Sam Gaviglio, P	12-3, 2.54 ERA
2012	Michael Conforto, OF	.349, 13 HR, 76 RBI
	Tyler Smith (2nd)	.343, 1 HR, 39 RBI
2013	Michael Conforto, OF	.328, 11 HR, 47 RBI
	Andrew Moore, P	14-2, 1.79 ERA
2014	Michael Conforto, OF	.345, 7 HR, 56 RBI
	Jace Fry, LHP	11-2, 1.80 ERA
	Ben Wetzler, LHP	12-1, 0.78 ERA
	Dylan Davis, OF (2nd)	.283, 7 HR, 64 RBI
2015	Jeff Hendrix, OF	.339, 6 HR, 34 RBI
	Andrew Moore, RHP	7-2, 1.91 ERA
	Drew Rasmussen, RHP (2nd)	7-4, 2.80 ERA
	KJ Harrison, IF/C (2nd)	.309, 10 HR, 60 RBI
2016	KJ Harrison, INF (2nd)	.265, 10 HR, 47 RBI
	Logan Ice, C (2nd)	.310, 7 HR, 39 RBI
2017	Luke Heimlich, LHP	11-1, 0.76 ERA
	Nick Madrigal, 2B	.380, 4 HR, 40 RBI
	Jake Thompson, RHP	14-1, 1.96 ERA

\*-denotes that only Northern Division statistics are available for that season

### Freshman All-Americans

Year	Name	Pos.	Org.	Team
1993	A.J. Marquadt	OF	Baseball America	Second
1996	Chris Pine	RHP	Baseball America	Second
	Chris Pine	RHP	Collegiate Baseball	HM
2000	Brian Barden	3B	Collegiate Baseball	First
2002	Aaron Mathews	OF	Collegiate Baseball	HM
2003	Jacoby Ellsbury	OF	Baseball America	Second
	Jacoby Ellsbury	OF	Collegiate Baseball	First
2004	Kevin Gunderson	LHP	Collegiate Baseball	First
2005	Darwin Barney	SS	Baseball America	Second
2005	Darwin Barney	SS	Collegiate Baseball	First
2007	Jorge Reyes	RHP	Baseball America	Second
2008	Kevin Rhoderick	RHP	Baseball America	Second
	Kevin Rhoderick	RHP	NCBWA	First
2008	Kevin Rhoderick	RHP	Collegiate Baseball	First
2009	Sam Gaviglio	RHP	Baseball America	Second
	Sam Gaviglio	RHP	NCBWA	First
	Sam Gaviglio	RHP	Collegiate Baseball	First
2010	Matt Boyd	UT	NCBWA	First
	Matt Boyd	UT	Collegiate Baseball	First
2011	Kavin Keyes	DH	Collegiate Baseball	First
2012	Michael Conforto	OF	Collegiate Baseball *	First
	Michael Conforto	OF	NCBWA *	First
	Michael Conforto	OF	Baseball America	First
	Michael Conforto	OF	Perfect Game	First
	Jace Fry	LHP	Collegiate Baseball	First
	Jace Fry	LHP	Baseball America	Second
	Jace Fry	LHP	Perfect Game	Second
2013	Andrew Moore	RHP	Collegiate Baseball	First

Year	Name	Pos.	Org.	Team
2013	Andrew Moore	RHP	NCBWA	First
	Andrew Moore	RHP	Baseball America	First
	Andrew Moore	RHP	Perfect Game	First
2015	KJ Harrison	IF/C	NCBWA	First
	KJ Harrison	IF/C	Baseball America	First
	KJ Harrison	IF/C	D1Baseball.com	First
	KJ Harrison	IF/C	Collegiate Baseball	First
	Mitch Hickey	RHP	Collegiate Baseball	First
	Mitch Hickey	RHP	NCBWA	Second
	Drew Rasmussen	RHP	NCBWA	First
	Drew Rasmussen	RHP	D1Baseball.com	First
	Drew Rasmussen	RHP	Collegiate Baseball	First
	Drew Rasmussen	RHP	Baseball America	Second
2016	Bryce Fehmel	RHP	NCBWA	First
	Bryce Fehmel	RHP	Perfect Game	First
	Bryce Fehmel	RHP	Collegiate Baseball	First
	Nick Madrigal	IF	Baseball America	First
	Nick Madrigal	IF	Collegiate Baseball	First
	Nick Madrigal	IF	D1Baseball.com	First
	Nick Madrigal	IF	Perfect Game	First
2017	Brandon Eisert	LHP	Collegiate Baseball	First
	Jake Mulholland	LHP	Collegiate Baseball	First
	Jake Mulholland	LHP	NCBWA	First
	Jake Mulholland	LHP	D1Baseball.com	First
	Jake Mulholland	LHP	Baseball America	Second
	Jake Mulholland	LHP	Perfect Game	Second

\* Denotes Freshman Hitter of the Year



**Oregon State And International Baseball**

*Oregon State players who have played baseball Internationally*

**Brian Barden (2008 USA Baseball Olympic Team)**

.265, 9 GP, 8 GS, 3 2B, 1 HR, 5 RBI, 4 BB, 1 SB

**Brian Barden (2010 USA Baseball Pan Am Qualifying Team)**

.320, 7 GP, 7 GS, 2 2B, 1 HR, 6 RBI, 2 BB, 0 SB

**Darwin Barney (2006 USA Baseball CNT)**

.276, 30 GP, 28 GS, 7 2B, 1 HR, 8 RBI, 17 BB, 6 SB

**Carter Bell (2010 Team Canada Collegiate National Team)**

.300, 6 GP, 0 2B, 1 3B, 1 HR, 5 RBI, 2 BB, 1 SB

**Matt Boyd (2011 USA Baseball CNT)**

1-0, 1.42 ERA, 5 APP, 0 GS, 6.1 IP, 4 R, 1 ER, 8 SO

**Dan Child (2012 USA Baseball CNT)**

0-0, 2.45 ERA, 2 SV, 7 APP, 0 GS, 11.0 IP, 4 R, 3 ER, 9 SO

**Michael Conforto (2012 USA Baseball CNT)**

.208, 16 GP, 16 GS, 2 2B, 2 HR, 12 RBI, 7 BB, 0 SB

**Michael Conforto (2013 USA Baseball CNT)**

.302, 18 GP, 18 GS, 5 2B, 3 HR, 10 RBI, 7 BB, 1 SB

**Cadyn Grenier (2017 USA Baseball CNT)**

.158, 14 GP, 13 GS, 2 2B, 1 HR, 2 RBI, 7 BB, 2 SB

**Kevin Gunderson (2005 USA Baseball CNT)**

1-0, 0.45 ERA, 11 APP, 1 GS, 20.0 IP, 2 R, 1 ER, 17 SO

**KJ Harrison (2015 USA Baseball CNT)**

.182, 17 GP, 15 GS, 2 2B, 6 RBI, 2 BB, 1 SB

**KJ Harrison (2016 USA Baseball CNT)**

.103, 13 GP, 9 GS, 3 RBI

**Jordan Lennerton (2012 Team Canada World Cup Qualifying Team)**

1.000, 1 GP, 0 GS, 0 2B, 1 HR, 2 RBI, 0 BB, 0 SB

**Nick Madrigal (2017 USA Baseball CNT)**

.258, 15 GP, 14 GS, 1 2B, 1 HR, 4 RBI, 3 BB, 8 SB

**Andrew Moore (2014 USA Baseball CNT)**

2-0, 2.12 ERA, 1 SV, 7 APP, 1 GS, 17.0 IP, 4 R, 4 ER, 19 SO

**Jonah Nickerson (2005 USA Baseball CNT)**

1-1, 2.00 ERA, 6 APP, 1 GS, 18.0 IP, 6 R, 4 ER, 23 SO

**Drew Rasmussen (2015 USA Baseball CNT)**

0-1, 4.26 ERA, 3 APP, 1 GS, 6.1 IP, 3 R, 3 ER, 7 SO

**Kevin Rhoderick (2008 USA Baseball CNT)**

0-0, 0.00 ERA, 1 APP, 0 GS, 1.0 IP, 0 R, 0 ER, 0 SO



*(MVP)-denotes league Most Valuable Player or Player of the Year; (FOY)-denotes league Freshman of the Year; (DPOY)-denotes Defensive Player of the Year*

**All-Northern Division**

1948	Chuck Sauvain, P
1949	Frank Roelandt, C
1950	Gene Tanselli, SS Don White, P
1951	Pete Goodbrod, OF Gene Tanselli, SS Don White, P
1952	Bailey Brem, P Dwane Helbig, OF Chuck Fisk, SS (2nd) Pete Goodbrod, OF (2nd) Danny Johnston, 2B (2nd)
1953	Bailey Brem, P Jay Dean, 1B Bud Shirtcliff, OF Norb Wellman, P
1954	Jay Dean, 1B Chuck Fisk, 2B Jack Pinion, OF
1955	Jay Dean, 1B Jerry Exley, OF Jerry Bettendorf, IF (2nd) Bobby Buob, IF (2nd) Bill Epperle, P (2nd) Chuck Fisk, IF (2nd) John Fredericks, OF (2nd) Al Guidotti, P (2nd) Phil Jantze, OF (2nd) Dan Lovejoy, C (2nd)
1956	Jerry Exley, OF
1957	Tom Hunt, OF Twink Pedersen, 3B Syl Johnson, P (2nd) Dan Luby, 2B (2nd)
1958	Gene Bates, 1B Tom Bowen, 3B Gary Moore, P Bob Berreman, OF (HM) Ray Lunde, P (HM)
1959	Kim Bradshaw, OF Jerry Droscher, OF Bill Wagner, 3B Grimm Mason, OF (2nd) Gary Moore, P (2nd)
1960	Larry Petersen, OF Bill Wagner, 3B
1961	Grimm Mason, OF Bill Wagner, 3B
1962	Cecil Ira, P Al Lehrer, 3B
1963	Cecil Ira, P Al Lehrer, 3B Dave Long, 2B Frank Peters, OF Doug Stahl, SS
1964	Steve Clark, P
1965	Morrell Cray, C Ron Lucas, SS
1966	Jack Humphrey, P

**All-Pacific-8**

1967	Jack Humphrey, P (2nd)
1987	Tom Jones, 1B (2nd) Bob Kaiser, OF (2nd)

1968	Ken Forsch, P (2nd) Tom Jones, 1B (2nd)
1969	Lute Barnes, SS (2nd)
1970	Bob Beall, 1B Dave Wiggins, UTIL (2nd)
1971	Dan Cunningham, UTIL (2)

**All-Northern Division**

1972	Dan Cunningham, UTIL
1974	Rob Drahn, DH Greg Jurgenson, P Pete Rowe, OF
1975	Ramon Gonzalez, OF Gail Meier, P Pete Rowe, C
1976	Jeff Doyle, UTIL Ken Noble, P Pete Rowe, C
1977	Rich Dodge, OF Jeff Doyle, 2B Pete Rowe, C
1978	Rich Harper, C Bob McNair, 1B Jerry Miller, OF Jerry Yung, UTIL
1979	Dave Backen, UTIL
1980	Al Hunsinger, 3B Bob McNair, 1B
1981	Dave Backen, UTIL Al Hunsinger, 1B (MVP) Todd Thomas, OF
1982	Mike Gorman, P Jim Grove, OF Mickey Riley, 2B Jim Wilson, 1B (MVP)
1983	Jeff Reece, P (MVP) Steve Smith, OF Dain Syverson, 3B Todd Thomas, UTIL
1984	Scott Anderson, P Dain Syverson, 3B
1985	Ken Bowen, SS Dave Brundage, 1B Mel Malinak, 2B John Sipple, P Quinn Williams, 3B
1986	Ken Bowen, SS Dave Brundage, P, OF (MVP) Bryce Hulstrom, P Quinn Williams, 3B
1987	Ken Bowen, SS (MVP) Randy Duke, UTIL Jeff Otis, P Rod Scheckla, P
1988	Ben Johnson, SS Lance Rice, C John Sipple, P
1989	Jeff Brauning, 2B Ben Johnson, SS Jeff Otis, P
1990	Jeff Post, P Aaron Anderson, 1B (2nd) Ben Johnson, SS (2nd) R.A. Neitzel, 3B (2nd) Paul Sanders, C (2nd) Dave Schoppe, UTIL (2nd)
1991	Kevin Hooker, 2B Jeff Post, P (2nd) Paul Sanders, C (2nd) Dave Schoppe, UTIL (2nd)

1992	Jamie Burke, 3B (2nd) Scott Christman, P (2nd)
1993	Jamie Burke, 3B Scott Christman, P (MVP) Kevin Hooker, 2B Randy Hunter, C A.J. Marquardt, OF
1994	Mason Smith, P (MVP) A.J. Marquardt, OF Mike Thurman, P
1995	Kevin Hooker, UTIL Pat Meiwes, 3B Kevin Hooker, 2B (2nd) David Schmidt, C (2nd)
1996	Brandon Hageman, SS Ryan Lipe, 3B Eric Lovinger, P Ryan McDonald, 2B Chris Pine, P David Schmidt, C Chris Wakeland, OF
1997	Ben Bertrand, C Mike Boire, P Andrew Checketts, P Mike Leone, DH Ryan Lipe, 3B Ryan McDonald, 2B Mark Newell, P Jason Stranberg, OF
1998	A. Checketts, P (MVP) Ben Bertrand, C Rob Colley, OF Joe Gerber, DH

**All-Pacific-10**

1999	Joe Gerber, 1B Corrie Willkie, 2B (HM) B.R. Cook, P (HM)
2000	Joe Gerber, 1B Drew Hedges, OF Brian Barden, 3B (HM) Andy Jarvis, DH (HM) Thad Johnson, P (HM) Scott Nicholson, P (HM)
2001	Brian Barden, 3B Chris Biles, OF Bryan Ingram, C Scott Nicholson, P Josh Carter, OF (HM) Curtis Davis, DH (HM) Thad Johnson, P (HM)
2002	Brian Barden, 3B Will Hudson, SS (HM) Andy Jarvis, 1B (HM) Ty Kline, P (HM) Aaron Mathews, OF (HM) Seth Pietsch, OF (HM) Jared Sanders, P (HM)
2003	Jake Postlewait, P Chris Biles, OF/DH (HM) Tony Calderon, IF (HM) Jacoby Ellsbury, OF (HM) Andy Jarvis, 1B (HM) Aaron Mathews, OF (HM) Seth Pietsch, OF (HM)
2004	Jacoby Ellsbury, OF Aaron Mathews, OF Jake Postlewait, P Kevin Gunderson, P (HM) Paul Richie, C (HM)

2005	Jacoby Ellsbury, OF (co-MVP) Darwin Barney, SS (FOY) Dallas Buck, P Kevin Gunderson, P Andy Jenkins, 1B Jonah Nickerson, P Nate Fogle, P (HM) Ryan Gipson, 2B (HM) Tyler Graham, OF (HM) Anton Maxwell, P (HM) Shea McFeely, 3B (HM)
2006	Cole Gillespie, OF (MVP) Darwin Barney, SS Dallas Buck, P Jonah Nickerson, P Kevin Gunderson, P Mitch Canham, C (HM) Shea McFeely, 3B (HM) Chris Kunda, 2B (DPOY)
2007	Mitch Canham, C Darwin Barney, SS (HM) Eddie Kunz, P (HM) Jordan Lennerton, 1B (HM)
2008	Ryan Ortiz, C Kevin Rhoderick, P (HM) Daniel Robertson, OF (HM) John Wallace, OF (HM)
2009	Ryan Ortiz, C Sam Gaviglio, P (HM) Jared Norris, 1B (HM) Kevin Rhoderick, P (HM) Adalberto Santos, UT (HM) Tyler Waldron, P (HM)
2010	Stefen Romero, 3B Adalberto Santos, OF Matt Boyd, P (HM) Rob Folsom, OF (HM) Greg Peavey, P (HM) Kevin Rhoderick, P (HM)
2011	Tony Bryant, P Sam Gaviglio, P Kavin Keyes, P Carter Bell, 3B (HM) Matt Boyd, P (HM) Ryan Dunn, SS (HM) Josh Osich, P (HM) Tyler Smith, 2B (HM) Andrew Susac, C (HM)
2012	Michael Conforto, OF (Freshman of the Year) Tyler Smith, SS Jace Fry, LHP (HM) Dan Child, RHP (HM) Ryan Dunn, 3B (HM) Jake Rodriguez, C (HM)
2013	Michael Conforto, OF (Player of the Year) Andrew Moore, RHP (Pitcher of the Year) Tyler Smith, SS Dylan Davis, OF Jake Rodriguez, C Matt Boyd, LHP Ben Wetzler, LHP Andy Peterson, 2B (HM) Scott Schultz, RHP (HM)
2014	Michael Conforto, OF (Player of the Year) Jace Fry, LHP (Pitcher of the Year)



**All-Conference, Continued**

2014	Dylan Davis, OF Jeff Hendrix, OF Ben Wetzler, LHP Scott Schultz, RHP (HM) Logan Ice, C (HM)
2015	KJ Harrison, IF (Freshman of the Year) Jeff Hendrix, OF Andrew Moore, RHP Drew Rasmussen, RHP Kyle Nobach, OF (HM)
2016	Logan Ice, C (Defensive Player of the Year) Nick Madrigal, IF (Freshman of the Year) KJ Harrison, IF Christian Donahue, OF Bryce Fehmel, RHP (HM)
2017	Nick Madrigal, IF (Player & Def. Player of the Year) Luke Heimlich, LHP (Pitcher of the Year) Jack Anderson, OF Cadyn Grenier, IF KJ Harrison, IF Jake Thompson, RHP Brandon Eisert, LHP (HM) Michael Gretler, IF (HM) Steven Kwan, OF (HM) Trevor Larnach, OF (HM) Jake Mulholland, LHP (HM) Adley Rutschman, C (HM)

**Coach of the Year**

**Northern Division**

1982	Jack Riley
1983	Jack Riley
1986	Jack Riley
1993	Jack Riley
1994	Jack Riley
1997	Pat Casey

**Pacific-10**

2005	Pat Casey
2006	Pat Casey
2011	Pat Casey

**Pac-12**

2013	Pat Casey
2017	Pat Casey

**Pac-12 Players Of The Week**

Year	Date	Name	Position
2017	March 21	Cadyn Grenier	2B
	March 28	KJ Harrison	1B
	April 3	Nick Madrigal	SS
2016	Feb. 23	Nick Madrigal	2B
	March 8	Logan Ice	C
2015	Feb. 23	KJ Harrison	1B
2014	Feb. 18	Michael Conforto	OF
	May 12	Jeff Hendrix	OF
2013	March 5	Michael Conforto	OF
	March 12	Tyler Smith	SS
2012	March 19	Michael Conforto	OF
	May 21	Danny Hayes	DH


**Pac-10 Players Of The Week**

Year	Date	Name	Position
2011	March 8	Andrew Susac	C
	April 11	Ryan Dunn	SS
	April 18	Kavin Keyes	DH
2010	May 31	Adalberto Santos	OF
2009	April 6	Ryan Ortiz	C
2008	March 25	Ryan Ortiz	C
	April 22	Lonnie Lechelt	3B
2006	May 23	Mitch Canham	C
	May 29	Cole Gillespie	OF
2005	April 12	Jacoby Ellsbury	OF
	April 26	Andy Jenkins	1B
2003	April 14	Aaron Mathews	OF
2002	May 6	Andy Jarvis	1B
2001	March 13	Andy Jarvis	1B
	March 27	Bryan Ingram	C
	April 23	Brian Barden	3B

**Pac-10 Players Of The Week (North)**

Year	Date	Name	Position
1998	February 17	Corrie Wilkie	2B
	March 3	Ryan Lipe	3B
	March 31	Rob Colley	OF
	April 6	Ben Bertrand	C
	April 20	Joe Gerber	1B
	May 11	Troy Schader	SS
1997	March 18	Matt Bailie	1B
	April 15	Ryan Lipe	3B
1996	March 5	David Schmidt	C
	March 19	Mark Leone	IF
	April 15	Chris Wakeland	OF
1995	March 7	Kevin Hooker	2B
1994	March 15	Brent Watts	3B
	April 5	Todd Black	OF
1993	May 16	A.J. Marquadt	OF
	May 23	A.J. Marquadt	OF
1993	March 9	Jim Champion	1B
1992	March 3	Randy Hunter	C
1991	March 26	Aaron Anderson	1B
1990	May 7	R.A. Neitzel	3B
	May 1	Scott Sanders	OF
	May 8	Brent Hahn	C
1988	May 15	Ben Johnson	SS
	May 9	Troy Haugen	3B
1987	March 23	Ken Bowen	SS
	April 6	Lance Rice	C
	May 3	Ken Bowen	SS
1986	April 14	Quinn Williams	SS
	April 21	Tim Lambert	3B
1985	March 3	Ken Bowen	SS

1985	April 1	Quinn Williams	SS
	April 8	Dave Brundage	1B
	May 6	Dave Brundage	1B
1984	March 26	Gary Hamilton	OF
	April 16	Scott Anderson	RHP
1983	May 2	Todd Thomas	SS
	May 16	Jeff Reece	RHP
	May 23	Jeff Reece	RHP
1982	April 19	Jim Wilson	1B
	April 26	Mike Gorman	RHP
	May 10	Jim Wilson	1B
1981	April 13	Todd Thomas	OF



# 2018 OREGON STATE BASEBALL

## PITCHERS OF THE WEEK

Twitter.com/BeaverBaseball  
Instagram.com/BeaverBaseball  
Facebook.com/OregonStateBaseball

### Pac-12 Pitchers Of The Week

Year	Date	Name	Position
2017	Feb. 21	Luke Heimlich	LHP
	March 21	Jake Thompson	RHP
	March 28	Bryce Fehmel	RHP
	April 10	Jake Mulholland	LHP
	April 24	Luke Heimlich	LHP
2016	May 8	Luke Heimlich	LHP
	May 22	Jake Thompson	RHP
	March 14	Drew Rasmussen	RHP
	April 4	Travis Eckert	RHP
	May 23	Travis Eckert	RHP
2015	May 30	Luke Heimlich	LHP
	March 9	Andrew Moore	RHP
	March 23	Drew Rasmussen	RHP
	April 20	Andrew Moore	RHP
	May 25	Andrew Moore	RHP
2014	March 11	Jace Fry	LHP
	March 31	Jace Fry	LHP
	May 5	Jace Fry	LHP
	May 19	Ben Wetzler	LHP
	2013	Feb. 25	Matt Boyd
2013	March 19	Matt Boyd	LHP
	May 20	Andrew Moore	RHP
2012	April 23	Jace Fry	LHP

### Pac-10 Pitchers Of The Week

Year	Date	Name	Position
2011	March 1	Sam Gaviglio	RHP
	March 21	Sam Gaviglio	RHP
	May 2	Josh Osich	LHP
2010	March 1	Greg Peavey	RHP
	March 22	Tanner Robles	LHP
	April 12	Greg Peavey	RHP
	May 31	Sam Gaviglio	RHP
2006	May 23	Dallas Buck	RHP
2005	February 22	Anton Maxwell	LHP
	May 17	Dallas Buck	RHP
	May 24	Dallas Buck	RHP
2004	March 23	Andy Baldwin	RHP
	April 27	Kevin Gunderson	LHP
2002	April 29	Ben Rowe	RHP
2001	April 2	Scott Nicholson	LHP
	May 21	Scott Nicholson	LHP
2000	May 28	Scott Nicholson	LHP
	1999	February 23	B.R. Cook
1999	April 26	B.R. Cook	RHP

### Pac-10 Pitchers Of The Week (North)

Year	Date	Name	Position	
1998	February 17	Andrew Checketts	RHP	
	February 24	Chris Pine	RHP	
	March 3	Andrew Checketts	RHP	
	March 10	Brody Percell	LHP	
	March 24	Andrew Checketts	RHP	
	March 31	Andrew Checketts	RHP	
	April 13	Chris Pine	RHP	
	April 20	Brody Percell	LHP	
	May 4	Andrew Checketts	RHP	
	1997	March 18	Mark Newell	RHP
		April 1	Mark Newell	RHP
May 6		Andrew Checketts	RHP	
1996	May 13	James Bronson	RHP	
	March 5	Eric Lovinger	RHP	
	March 19	Chris Pine	RHP	
1996	April 8	Andrew Checketts	RHP	

1996	April 22	Andrew Checketts	RHP
	April 29	Chris Pine	RHP
	May 6	Chris Pine	RHP
1995	May 13	Eric Lovinger	RHP
	March 14	Kevin Hooker	RHP
	1994	March 22	Mason Smith
1994	April 5	Mike Thurman	RHP
	April 11	Eric Lovinger	RHP
	May 16	Mason Smith	RHP
1993	March 23	Mike Thurman	RHP
	April 12	Scott Christman	LHP
	April 19	Scott Christman	LHP
1992	May 17	Scott Christman	LHP
	May 24	Scott Christman	LHP
	March 17	Scott Christman	LHP
1992	March 30	Jeff Post	RHP
	April 27	Scott Christman	LHP
	1991	March 26	Jeff Smith
1991	April 16	Jeff Post	RHP
	May 14	Jeff Smith	RHP
	1990	May 7	Jeff Post
1988	May 2	John Sipple	LHP
	May 9	John Sipple	LHP
1987	March 23	Chris Payne	RHP
	April 27	Rod Scheckla	RHP
1987	May 10	Jeff Otis	RHP
	1986	March 31	Bryce Hulstrom
1986	April 14	Bryce Hulstrom	LHP
	April 28	Dave Brundage	LHP
1986	May 5	Dave Brundage	LHP



### Pac-10/12 Superlatives

#### Players Of The Week

OSU Total: 71

North Division: 43

#### Selections By School

Arizona State	107
Stanford	78
<b>Oregon State</b>	<b>71</b>
Arizona	68
Washington State	67
Washington	63
USC	62
UCLA	61
California	51
Oregon	14
Utah	5

#### Multi OSU Selections

Ken Bowen	3
Michael Conforto	3
Nick Madrigal	2
Ryan Ortiz	2
Andy Jarvis	2
Ryan Lipe	2
Todd Thomas	2
Jeff Reece	2
A.J. Marquadt	2
Quinn Williams	2
Dave Brundage	2
Jim Wilson	2

#### Pitchers Of The Week

OSU Total: 88

North Division: 46







#### Selections By School

<b>Oregon State</b>	<b>88</b>
Stanford	84
UCLA	74
Arizona State	68
USC	65
Arizona	54
Washington	45
Washington State	38
California	33
Oregon	12
Utah	2

#### Multi OSU Selections

Andrew Checketts	8
Scott Christman	6
Chris Pine	5
Luke Heimlich	4
Jace Fry	4
Andrew Moore	4
Sam Gaviglio	3
Dallas Buck	3
Scott Nicholson	3
Eric Lovinger	3
Jeff Post	3
Jake Thompson	2
Drew Rasmussen	2
Travis Eckert	2
Matt Boyd	2
Greg Peavey	2
Mike Thurman	2
Brody Percell	2
Mark Newell	2
Mason Smith	2
Jeff Smith	2
John Sipple	2
Bryce Hulstrom	2
Dave Brundage	2

**Academic All-Americans**

 <b>Ken Bowen</b> 1986 & 1987  Marketing  3.60 GPA	 <b>Bryan Ganter</b> 1986 & 1987  Pre-Medicine  3.65 GPA	 <b>Mason Smith</b> 1994  Business  3.83 GPA	 <b>Ben Bertrand</b> 1998  Science  3.46 GPA	 <b>Mitch Canham</b> 2007  Business Administration  3.53 GPA	 <b>Jake Thompson</b> 2017  Economics  3.60 GPA
---	---	---	--	---	--

**Pac-10/12 Conference All-Academic**

(MVP)-denotes player was on first team; (2nd) - denotes player was named to second team; (HM) - denotes honorable mention.

Year	Player	Year	Team
1991	David Anderson	Jr.	1st
	Mason Smith	Fr.	1st
	Paul Sanders	Sr.	2nd
	Kevin Hooker	Fr.	HM
	Jon Yonemitsu	So.	HM
1992	David Anderson	Sr.	1st
	Mason Smith	So.	1st
1993	Mason Smith	Jr.	1st
1994	Mason Smith	Sr.	1st
1996	Ryan Lipe	So.	1st
	Mitch Gregg	So.	HM
1997	Ben Bertrand	Jr.	1st
	Ryan Lipe	Jr.	1st
1998	Ben Bertrand	Sr.	1st
	Ryan Lipe	Sr.	1st
	B.R. Cook	So.	HM
	Curtis Davis	RFr.	HM
1999	B.R. Cook	Jr.	1st
	Jeff Sakamoto	Sr.	1st
	Paul Hansen	So.	HM
2000	Paul Hansen	Jr.	HM
2000	Tim Dryden	Sr.	HM
2001	Stephen Copeland	So.	1st
	Thad Johnson	Sr.	1st
	Zach Gordon	Sr.	2nd
2001	Mark McLemore	So.	HM
	Pat Stevens	Jr.	HM
2002	Stephen Copeland	Jr.	1st
	Tom Creighton	Sr.	HM
2002	Mark McLemore	Jr.	HM
	Ben Rowe	So.	HM
2003	Stephen Copeland	Sr.	1st
	Kane TenPas	Jr.	1st
	Ben Rowe	Jr.	HM
	Mike Ekstrom	So.	HM
2004	Jacoby Ellsbury	So.	HM
	Billy Munich	So.	HM
	Ben Rowe	Sr.	HM
2005	Mitch Canham	RFr.	2nd
	Jacoby Ellsbury	Jr.	HM
	Jake McCormick	So.	HM
	Billy Munich	Jr.	HM

Year	Player	Year	Team
2005	Kurt Steele	Jr.	HM
2006	Mitch Canham	So.	1st
	Jake McCormick	Jr.	HM
2007	Mitch Canham	Jr.	1st
	Joey Lakowske	Sr.	1st
	Joe Paterson	Jr.	2nd
	Jake McCormick	Sr.	HM
	Scott Santschi	Sr.	HM
	John Wallace	So.	HM
2008	Braden Wells	Sr.	2nd
	Jason Ogata	Jr.	HM
	Ryan Ortiz	So.	HM
	John Wallace	Jr.	HM
2009	John Wallace	Sr.	2nd
	Rob Folsom	Jr.	HM
	Ryan Ortiz	Jr.	HM
	Kraig Sitton	So.	HM
2010	Rob Folsom	Sr.	2nd
	Kraig Sitton	Jr.	HM
2011	Ryan Barnes	So.	HM
	Parker Berberet	Sr.	HM
	Garrett Nash	So.	HM
2012	Zack Reser	RFr.	2nd
	Ryan Barnes	Jr.	HM
	Jake Rodriguez	So.	HM
	Taylor Starr	Sr.	HM
	John Tommasini	Sr.	HM
	Ben Wetzler	So.	HM
2013	Ryan Barnes	Sr.	HM
	Cole Bocker	Sr.	HM
	Dan Child	Jr.	HM
	Jake Rodriguez	Jr.	HM
	Ben Wetzler	Jr.	HM
2014	Brandon Jackson	Sr.	HM
	Andrew Moore	So.	HM
	Zack Reser	Jr.	HM
	Ben Wetzler	Sr.	HM
2015	Andrew Moore	Jr.	2nd
	Caleb Hamilton	So.	HM
	Logan Ice	So.	HM
	Billy King	So.	HM
2016	Jack Anderson	RSo.	1st
	Jake Thompson	Jr.	1st
	Max Engelbrekt	RJr.	2nd
	Scotland Church	Jr.	HM
	Christian Donahue	So.	HM

Year	Player	Year	Team
2016	KJ Harrison	So.	HM
	Luke Heimlich	So.	HM
	Logan Ice	Jr.	HM
	Billy King	Jr.	HM
	Kyle Nobach	Jr.	HM
	Drew Rasmussen	So.	HM
2017	Jack Anderson	RJr.	1st
	Max Engelbrekt	RSr.	1st
	Jake Thompson	RJr.	1st
	Andy Atwood	So.	2nd
	Cadyn Grenier	So.	2nd
	Michael Gretler	Jr.	2nd
	Christian Donahue	Jr.	HM
	Bryce Fehmel	So.	HM
	KJ Harrison	Jr.	HM
	Luke Heimlich	Jr.	HM
	Steven Kwan	So.	HM
	Trevor Larnach	So.	HM
	Nick Madrigal	So.	HM
	Drew Rasmussen	RSo.	HM
	Zak Taylor	So.	HM
	Sam Tweedt	RSo.	HM

**Pac-12 Scholar-Athlete Of The Year**

2017	Max Engelbrekt	RSr.
------	----------------	------





**SCOTT ANDERSON** (1981-1984)

Year	Club	W	L	G	GS	CG	SHO	SV	IP	H	R	ER	BB	SO	ERA
1987	Texas (AL)	0	1	8	0	0	0	0	11.1	17	12	12	8	6	9.53
1990	Montreal (NL)	0	1	4	3	0	0	0	18.0	12	6	6	5	16	3.00
1995	Kansas City (AL)	1	0	6	4	0	0	0	25.1	29	15	15	8	6	5.33
<b>MLB Totals (3 seasons)</b>		<b>1</b>	<b>2</b>	<b>18</b>	<b>7</b>	<b>0</b>	<b>0</b>	<b>0</b>	<b>54.2</b>	<b>58</b>	<b>33</b>	<b>33</b>	<b>21</b>	<b>28</b>	<b>5.43</b>
<b>OSU Career (4 seasons)</b>		<b>25</b>	<b>17</b>	<b>67</b>	<b>40</b>	<b>19</b>	<b>1</b>	<b>5</b>	<b>325.2</b>	<b>291</b>	<b>171</b>	<b>126</b>	<b>147</b>	<b>258</b>	<b>3.48</b>



**BRIAN BARDEN** (2000-2002)

Year	Club	AVG	GP	AB	R	H	2B	3B	HR	RBI	SLG	BB	SO	OBA	SB
2007	Arizona (NL)	.083	8	12	0	1	0	0	0	0	.083	0	3	.083	0
2007	St. Louis (NL)	.217	15	23	6	5	1	0	0	0	.261	2	4	.280	0
2008	St. Louis (NL)	.222	9	9	0	2	0	0	0	1	.222	0	4	.222	0
2009	St. Louis (NL)	.233	52	103	13	24	3	0	4	10	.379	6	21	.286	0
2010	Florida (NL)	.179	35	28	2	5	0	0	0	3	.179	3	12	.281	0
<b>MLB Totals (4 seasons)</b>		<b>.211</b>	<b>119</b>	<b>175</b>	<b>21</b>	<b>37</b>	<b>4</b>	<b>0</b>	<b>4</b>	<b>14</b>	<b>.302</b>	<b>11</b>	<b>44</b>	<b>.258</b>	<b>0</b>
<b>OSU Career (3 seasons)</b>		<b>.362</b>	<b>156</b>	<b>150</b>	<b>148</b>	<b>231</b>	<b>39</b>	<b>5</b>	<b>25</b>	<b>154</b>	<b>.556</b>	<b>51</b>	<b>86</b>	<b>.417</b>	<b>9</b>




**LUTE BARNES** (1967-1969)

Year	Club	AVG	GP	AB	R	H	2B	3B	HR	RBI	SLG	BB	SO	OBA	SB
1972	New York (NL)	.236	24	72	5	17	2	2	0	6	.319	6	4	.291	0
1973	New York (NL)	.500	3	2	2	1	0	0	0	1	.500	0	1	.500	0
<b>MLB Totals (2 seasons)</b>		<b>.243</b>	<b>27</b>	<b>74</b>	<b>7</b>	<b>18</b>	<b>2</b>	<b>2</b>	<b>0</b>	<b>7</b>	<b>.324</b>	<b>6</b>	<b>5</b>	<b>.296</b>	<b>0</b>
<b>OSU Career (3 seasons)</b>		<b>.287</b>	<b>-</b>	<b>429</b>	<b>-</b>	<b>123</b>	<b>15</b>	<b>7</b>	<b>2</b>	<b>39</b>	<b>.368</b>	<b>-</b>	<b>-</b>	<b>-</b>	<b>25</b>




**DARWIN BARNEY** (2005-2007)

Year	Club	AVG	GP	AB	R	H	2B	3B	HR	RBI	SLG	BB	SO	OBA	SB
2010	Chicago (NL)	.241	30	79	12	19	4	0	0	2	.291	6	12	.294	0
2011	Chicago (NL)	.276	143	529	66	146	23	6	2	43	.313	22	67	.353	9
2012	Chicago (NL)	.254	156	548	73	139	26	4	7	44	.354	33	58	.299	6
2013	Chicago (NL)	.208	141	501	49	104	25	1	7	41	.303	35	64	.266	4
2014	Chicago (NL)	.230	72	204	18	47	10	2	2	16	.328	9	31	.265	1
2014	Los Angeles (NL)	.303	22	33	6	10	1	0	1	7	.424	8	3	.467	0
2015	Los Angeles (NL)	.000	2	4	0	0	0	0	0	0	.000	0	0	.000	0
2015	Toronto (AL)	.304	15	23	4	7	1	0	2	4	.609	1	2	.333	0
2016	Toronto (AL)	.269	104	279	35	75	13	2	4	19	.373	22	48	.322	2
2017	Toronto (AL)	.232	129	336	34	78	14	0	6	25	.327	18	64	.275	7
<b>MLB Totals (8 seasons)</b>		<b>.246</b>	<b>814</b>	<b>2536</b>	<b>297</b>	<b>625</b>	<b>117</b>	<b>15</b>	<b>31</b>	<b>201</b>	<b>.341</b>	<b>155</b>	<b>349</b>	<b>.294</b>	<b>29</b>
<b>OSU Career (3 seasons)</b>		<b>.311</b>	<b>191</b>	<b>765</b>	<b>152</b>	<b>238</b>	<b>40</b>	<b>6</b>	<b>7</b>	<b>136</b>	<b>.407</b>	<b>99</b>	<b>73</b>	<b>.396</b>	<b>36</b>



**BOB BEALL** (1968-1970)

Year	Club	AVG	GP	AB	R	H	2B	3B	HR	RBI	SLG	BB	SO	OBA	SB
1975	Atlanta (NL)	.226	20	31	2	7	2	0	0	1	.290	6	9	.351	0
1978	Atlanta (NL)	.243	108	185	29	45	8	0	1	16	.303	36	27	.368	4
1979	Atlanta (NL)	.133	17	15	1	2	2	0	0	1	.267	3	4	.263	0
1980	Pittsburgh (NL)	.000	3	3	0	0	0	0	0	0	.000	0	1	.000	0
<b>MLB Totals (4 seasons)</b>		<b>.231</b>	<b>148</b>	<b>234</b>	<b>32</b>	<b>54</b>	<b>12</b>	<b>0</b>	<b>1</b>	<b>18</b>	<b>.295</b>	<b>45</b>	<b>41</b>	<b>.355</b>	<b>4</b>
<b>OSU Career (3 seasons)</b>		<b>.269</b>	<b>-</b>	<b>357</b>	<b>-</b>	<b>96</b>	<b>16</b>	<b>8</b>	<b>7</b>	<b>58</b>	<b>.417</b>	<b>-</b>	<b>-</b>	<b>-</b>	<b>22</b>




**MATT BOYD** (2010-2013)

Year	Club	W	L	G	GS	CG	SHO	SV	IP	H	R	ER	BB	SO	ERA
2015	Toronto (AL)	0	2	2	2	0	0	0	6.2	15	11	11	1	7	14.85
2015	Detroit (AL)	1	4	11	10	0	0	0	50.2	56	39	37	19	36	6.57
2016	Detroit (AL)	6	5	20	18	0	0	0	97.1	97	51	49	29	82	4.53
2017	Detroit (AL)	6	11	26	25	1	1	0	135.0	157	84	79	53	110	5.27
<b>MLB Totals (3 seasons)</b>		<b>13</b>	<b>22</b>	<b>59</b>	<b>55</b>	<b>1</b>	<b>1</b>	<b>0</b>	<b>289.2</b>	<b>325</b>	<b>185</b>	<b>176</b>	<b>102</b>	<b>235</b>	<b>5.47</b>
<b>OSU Career (4 seasons)</b>		<b>22</b>	<b>5</b>	<b>101</b>	<b>20</b>	<b>4</b>	<b>3</b>	<b>8</b>	<b>258.1</b>	<b>198</b>	<b>74</b>	<b>61</b>	<b>71</b>	<b>216</b>	<b>2.13</b>



**JAMIE BURKE** (1992-1993)

Year	Club	AVG	GP	AB	R	H	2B	3B	HR	RBI	SLG	BB	SO	OBA	SB
2001	Anaheim (AL)	.200	9	5	1	1	0	0	0	0	.200	0	2	.200	0
2003	Chicago (AL)	.375	6	8	0	3	0	0	0	2	.375	0	0	.375	0
2004	Chicago (AL)	.333	57	120	22	40	9	0	0	15	.408	10	13	.386	0
2005	Chicago (AL)	.000	1	0	0	0	0	0	0	0	.000	0	0	.000	0
2007	Seattle (AL)	.301	50	113	19	34	8	0	1	12	.398	7	17	.363	0
2008	Seattle (AL)	.261	48	92	10	24	3	0	1	8	.326	5	7	.303	0
2009	Seattle (AL)	.122	13	41	1	5	0	0	1	1	.195	2	13	.163	0
2009	Washington (NL)	.100	6	10	0	1	0	0	0	1	.100	1	5	.167	0
2010	Washington (NL)	.000	1	0	0	0	0	0	0	0	.000	0	0	.000	0
<b>MLB Totals (8 seasons)</b>		<b>.277</b>	<b>191</b>	<b>390</b>	<b>53</b>	<b>108</b>	<b>20</b>	<b>0</b>	<b>3</b>	<b>39</b>	<b>.351</b>	<b>25</b>	<b>57</b>	<b>.328</b>	<b>0</b>
<b>OSU Career (2 seasons)</b>		<b>.341</b>	<b>89</b>	<b>317</b>	<b>66</b>	<b>108</b>	<b>18</b>	<b>4</b>	<b>2</b>	<b>67</b>	<b>.441</b>	<b>52</b>	<b>38</b>	<b>.434</b>	<b>-</b>



**ED COLEMAN (1924)**

Year	Club	AVG	GP	AB	R	H	2B	3B	HR	RBI	SLG	BB	SO	OBA	SB
1932	Philadelphia (AL)	.342	26	73	13	25	7	1	1	13	.507	1	6	.351	1
1933	Philadelphia (AL)	.281	102	388	48	109	26	3	6	68	.410	19	51	.318	0
1934	Philadelphia (AL)	.280	101	329	53	92	14	6	14	60	.486	29	34	.342	0
1935	Philadelphia (AL)	.077	10	13	0	1	0	0	0	0	.077	0	3	.077	0
1935	St. Louis (AL)	.287	108	397	66	114	15	9	17	71	.499	53	41	.373	0
1936	St. Louis (AL)	.292	92	137	13	40	5	4	2	34	.431	15	17	.366	0
<b>MLB Totals (5 seasons)</b>		<b>.285</b>	<b>439</b>	<b>1337</b>	<b>193</b>	<b>381</b>	<b>67</b>	<b>23</b>	<b>40</b>	<b>246</b>	<b>.459</b>	<b>117</b>	<b>152</b>	<b>.345</b>	<b>1</b>




**MICHAEL CONFORTO (2012-2014)**

Year	Club	AVG	GP	AB	R	H	2B	3B	HR	RBI	SLG	BB	SO	OBA	SB
2015	New York (NL)	.270	56	174	30	47	14	0	9	26	.506	17	39	.335	0
2016	New York (NL)	.220	109	304	38	67	21	1	12	42	.414	36	89	.310	2
2017	New York (NL)	.279	109	373	72	104	20	1	27	68	.555	57	113	.384	2
<b>MLB Totals (3 seasons)</b>		<b>.256</b>	<b>274</b>	<b>982</b>	<b>140</b>	<b>218</b>	<b>55</b>	<b>2</b>	<b>48</b>	<b>136</b>	<b>.495</b>	<b>110</b>	<b>241</b>	<b>.348</b>	<b>4</b>
<b>OSU Career (3 seasons)</b>		<b>.340</b>	<b>182</b>	<b>668</b>	<b>145</b>	<b>227</b>	<b>44</b>	<b>4</b>	<b>31</b>	<b>179</b>	<b>.557</b>	<b>120</b>	<b>122</b>	<b>.463</b>	<b>11</b>




**JEFF DOYLE (1975-1977)**

Year	Club	AVG	GP	AB	R	H	2B	3B	HR	RBI	SLG	BB	SO	OBA	SB
1983	St. Louis (NL)	.297	13	37	4	11	1	2	0	2	.432	1	3	.316	0
<b>MLB Totals (1 season)</b>		<b>.297</b>	<b>13</b>	<b>37</b>	<b>4</b>	<b>11</b>	<b>1</b>	<b>2</b>	<b>0</b>	<b>2</b>	<b>.432</b>	<b>1</b>	<b>3</b>	<b>.316</b>	<b>0</b>
<b>OSU Career (3 seasons)</b>		<b>.317</b>	<b>-</b>	<b>407</b>	<b>109</b>	<b>129</b>	<b>22</b>	<b>9</b>	<b>7</b>	<b>64</b>	<b>.469</b>	<b>-</b>	<b>-</b>	<b>-</b>	<b>54</b>



**MIKE EKSTROM (2002-03)**

Year	Club	W	L	G	GS	CG	SHO	SV	IP	H	R	ER	BB	SO	ERA
2008	San Diego (NL)	0	2	8	0	0	0	0	9.2	14	8	8	7	6	7.45
2009	San Diego (NL)	0	0	12	0	0	0	0	18.1	21	14	13	8	19	6.38
2010	Tampa Bay (AL)	0	1	15	0	0	0	0	16.1	12	6	6	9	10	3.31
2011	Tampa Bay (AL)	0	0	1	0	0	0	0	1.0	1	0	0	0	1	0.00
2012	Colorado (NL)	0	0	15	0	0	0	0	15.2	21	11	11	2	9	6.32
<b>MLB Totals (5 seasons)</b>		<b>0</b>	<b>3</b>	<b>51</b>	<b>0</b>	<b>0</b>	<b>0</b>	<b>0</b>	<b>61.0</b>	<b>69</b>	<b>39</b>	<b>38</b>	<b>26</b>	<b>45</b>	<b>5.61</b>
<b>OSU Career (2 seasons)</b>		<b>3</b>	<b>2</b>	<b>41</b>	<b>1</b>	<b>0</b>	<b>0</b>	<b>3</b>	<b>64.2</b>	<b>86</b>	<b>49</b>	<b>41</b>	<b>36</b>	<b>29</b>	<b>5.71</b>




**GLENN ELLIOTT (1940-1942)**

Year	Club	W	L	G	GS	CG	SHO	SV	IP	H	R	ER	BB	SO	ERA
1947	Boston (NL)	0	1	11	0	0	0	1	19.0	18	10	10	11	8	4.74
1948	Boston (NL)	1	0	1	1	0	0	0	3.0	5	1	1	1	2	3.00
1949	Boston (NL)	3	4	22	6	1	0	0	68.1	70	35	30	27	15	3.95
<b>MLB Totals (3 seasons)</b>		<b>4</b>	<b>5</b>	<b>34</b>	<b>7</b>	<b>1</b>	<b>0</b>	<b>1</b>	<b>90.1</b>	<b>93</b>	<b>46</b>	<b>41</b>	<b>39</b>	<b>25</b>	<b>4.08</b>



**JACOBY ELLSBURY (2003-2005)**

Year	Club	AVG	GP	AB	R	H	2B	3B	HR	RBI	SLG	BB	SO	OBA	SB
2007	Boston (AL)	.353	33	116	20	41	7	1	3	18	.509	8	15	.394	9
2008	Boston (AL)	.280	145	554	98	155	22	7	9	47	.394	41	80	.336	50
2009	Boston (AL)	.301	153	624	94	182	27	10	8	60	.415	49	74	.355	70
2010	Boston (AL)	.192	16	78	10	15	4	0	0	5	.244	4	9	.241	7
2011	Boston (AL)	.321	158	660	119	212	46	5	32	105	.552	52	98	.376	39
2012	Boston (AL)	.271	74	303	43	82	18	0	4	26	.370	19	43	.313	14
2013	Boston (AL)	.298	134	577	92	172	31	8	9	53	.426	47	92	.355	52
2014	New York (AL)	.271	149	575	71	156	27	5	16	70	.419	49	93	.328	39
2015	New York (AL)	.257	111	452	66	116	15	2	7	33	.345	35	86	.318	21
2016	New York (AL)	.263	148	551	71	145	24	5	9	56	.374	54	84	.330	20
2017	New York (AL)	.264	112	356	65	94	20	4	7	39	.402	41	63	.348	22
<b>MLB Totals (11 seasons)</b>		<b>.284</b>	<b>1235</b>	<b>4846</b>	<b>749</b>	<b>1376</b>	<b>241</b>	<b>47</b>	<b>104</b>	<b>512</b>	<b>.417</b>	<b>399</b>	<b>737</b>	<b>.342</b>	<b>343</b>
<b>OSU Career (3 seasons)</b>		<b>.365</b>	<b>160</b>	<b>646</b>	<b>168</b>	<b>236</b>	<b>37</b>	<b>8</b>	<b>16</b>	<b>101</b>	<b>.522</b>	<b>92</b>	<b>71</b>	<b>.464</b>	<b>60</b>



**KEN FORSCH (1967-1968)**

Year	Club	W	L	G	GS	CG	SHO	SV	IP	H	R	ER	BB	SO	ERA
1970	Houston (NL)	1	2	4	4	1	0	0	24.0	28	15	15	5	13	5.63
1971	Houston (NL)	8	8	33	23	7	2	0	188.1	162	60	53	53	131	2.53
1972	Houston (NL)	6	8	30	24	1	0	0	156.1	163	75	68	62	113	3.91
1973	Houston (NL)	9	12	46	26	5	0	4	201.1	197	101	94	74	149	4.20
1974	Houston (NL)	8	7	70	0	0	0	10	103.1	98	38	32	37	48	2.79
1975	Houston (NL)	4	8	34	9	2	0	2	109.0	114	42	39	30	54	3.22
1976	Houston (NL)	4	3	52	0	0	0	19	92.0	76	23	22	26	49	2.15
1977	Houston (NL)	5	8	42	5	0	0	8	86.0	80	32	26	28	45	2.72
1978	Houston (NL)	10	6	52	6	4	2	7	133.1	136	44	40	37	71	2.70
1979	Houston (NL)	11	6	26	24	10	2	0	177.2	155	67	60	35	58	3.04
1980	Houston (NL)	12	13	32	32	6	3	0	222.1	230	90	79	41	84	3.20
1981	California (AL)	11	7	20	20	10	4	0	153.0	143	54	49	27	55	2.88
1982	California (AL)	13	11	37	35	12	4	0	228.0	225	108	98	57	73	3.87
1983	California (AL)	11	12	31	31	11	1	0	219.1	226	107	99	61	81	4.06
1984	California (AL)	1	1	2	2	1	0	0	16.1	14	4	4	3	10	2.20
1986	California (AL)	0	1	10	0	0	0	1	17.0	24	21	18	10	13	9.53
<b>MLB Totals (16 seasons)</b>		<b>114</b>	<b>113</b>	<b>521</b>	<b>241</b>	<b>70</b>	<b>18</b>	<b>51</b>	<b>2127.1</b>	<b>2071</b>	<b>881</b>	<b>796</b>	<b>586</b>	<b>1047</b>	<b>3.37</b>
<b>OSU Career (2 seasons)</b>		<b>13</b>	<b>6</b>	<b>-</b>	<b>-</b>	<b>-</b>	<b>-</b>	<b>-</b>	<b>157.1</b>	<b>117</b>	<b>-</b>	<b>37</b>	<b>56</b>	<b>184</b>	<b>2.12</b>



**JACE FRY (2012-14)**

Year	Club	W	L	G	GS	CG	SHO	SV	IP	H	R	ER	BB	SO	ERA
2017	Chicago (AL)	0	0	11	0	0	0	0	6.2	12	8	8	5	3	10.80
<b>MLB Totals (1 season)</b>		<b>0</b>	<b>0</b>	<b>11</b>	<b>0</b>	<b>0</b>	<b>0</b>	<b>0</b>	<b>6.2</b>	<b>12</b>	<b>8</b>	<b>8</b>	<b>5</b>	<b>3</b>	<b>10.80</b>
<b>OSU Career (3 seasons)</b>		<b>16</b>	<b>6</b>	<b>35</b>	<b>29</b>	<b>7</b>	<b>5</b>	<b>0</b>	<b>216.1</b>	<b>157</b>	<b>68</b>	<b>52</b>	<b>67</b>	<b>153</b>	<b>2.16</b>



**SAM GAVIGLIO (2009-2011)**

Year	Club	W	L	G	GS	CG	SHO	SV	IP	H	R	ER	BB	SO	ERA
2017	Seattle (AL)	3	5	12	11	0	0	0	62.1	63	37	32	21	40	4.62
2017	Kansas City (AL)	1	0	4	2	0	0	0	12.0	13	4	4	5	9	3.00
<b>MLB Totals (1 season)</b>		<b>4</b>	<b>5</b>	<b>16</b>	<b>13</b>	<b>0</b>	<b>0</b>	<b>0</b>	<b>74.1</b>	<b>76</b>	<b>41</b>	<b>36</b>	<b>26</b>	<b>49</b>	<b>4.36</b>
<b>OSU Career (3 seasons)</b>		<b>25</b>	<b>7</b>	<b>49</b>	<b>32</b>	<b>5</b>	<b>3</b>	<b>3</b>	<b>240.2</b>	<b>195</b>	<b>101</b>	<b>82</b>	<b>59</b>	<b>213</b>	<b>3.06</b>



**COLE GILLESPIE (2004-2006)**

Year	Club	AVG	GP	AB	R	H	2B	3B	HR	RBI	SLG	BB	SO	OBA	SB
2010	Arizona (NL)	.231	45	104	11	24	8	0	2	12	.365	7	29	.283	1
2011	Arizona (NL)	.333	5	6	2	2	0	0	1	4	.833	1	1	.429	0
2013	San. Fran (NL)	.000	3	9	0	0	0	0	0	0	.000	1	0	.100	0
2013	Chicago (NL)	.240	25	50	6	12	2	0	0	4	.280	6	13	.328	0
2014	Seattle (AL)	.254	34	71	9	18	2	0	1	5	.324	6	13	.312	2
2014	Toronto (AL)	.000	1	3	0	0	0	0	0	0	.000	0	0	.000	0
2015	Miami (NL)	.290	67	145	17	42	10	2	2	16	.428	10	27	.333	4
2016	Miami (NL)	.235	41	51	7	12	3	2	0	5	.373	3	14	.273	0
<b>MLB Totals (6 seasons)</b>		<b>.251</b>	<b>221</b>	<b>439</b>	<b>52</b>	<b>110</b>	<b>25</b>	<b>4</b>	<b>6</b>	<b>46</b>	<b>.367</b>	<b>34</b>	<b>97</b>	<b>.305</b>	<b>7</b>
<b>OSU Career (3 seasons)</b>		<b>.348</b>	<b>132</b>	<b>394</b>	<b>117</b>	<b>137</b>	<b>33</b>	<b>8</b>	<b>14</b>	<b>79</b>	<b>.579</b>	<b>77</b>	<b>64</b>	<b>.467</b>	<b>19</b>



**TYLER GRAHAM (2003-06)**

Year	Club	AVG	GP	AB	R	H	2B	3B	HR	RBI	SLG	BB	SO	OBA	SB
2012	Arizona (NL)	.000	10	2	1	0	0	0	0	0	.000	0	2	.000	0
<b>MLB Totals (1 season)</b>		<b>.000</b>	<b>10</b>	<b>2</b>	<b>1</b>	<b>0</b>	<b>0</b>	<b>0</b>	<b>0</b>	<b>0</b>	<b>.000</b>	<b>0</b>	<b>2</b>	<b>.000</b>	<b>0</b>
<b>OSU Career (4 seasons)</b>		<b>.317</b>	<b>151</b>	<b>458</b>	<b>92</b>	<b>145</b>	<b>10</b>	<b>2</b>	<b>1</b>	<b>51</b>	<b>.354</b>	<b>49</b>	<b>79</b>	<b>.393</b>	<b>39</b>



**DON JOHNSON (1932)**

Year	Club	AVG	GP	AB	R	H	2B	3B	HR	RBI	SLG	BB	SO	OBA	SB
1943	Chicago (NL)	.190	10	42	5	8	2	0	0	1	.238	2	4	.227	0
1944	Chicago (NL)	.278	154	608	50	169	37	1	2	71	.352	28	48	.311	8
1945	Chicago (NL)	.302	138	557	94	168	23	2	2	58	.361	32	34	.343	9
1946	Chicago (NL)	.242	83	314	37	76	10	1	1	19	.290	26	39	.306	6
1947	Chicago (NL)	.259	120	402	33	104	17	2	3	26	.333	24	45	.302	2
1948	Chicago (NL)	.250	6	12	0	3	0	0	0	0	.250	0	1	.250	1
<b>MLB Totals (6 seasons)</b>		<b>.273</b>	<b>511</b>	<b>1935</b>	<b>219</b>	<b>528</b>	<b>89</b>	<b>6</b>	<b>8</b>	<b>175</b>	<b>.337</b>	<b>112</b>	<b>171</b>	<b>.315</b>	<b>26</b>



**EDDIE KUNZ (2005-2007)**


Year	Club	W	L	G	GS	CG	SHO	SV	IP	H	R	ER	BB	SO	ERA
2008	New York (NL)	0	0	4	0	0	0	0	2.2	5	4	4	1	1	13.50
<b>MLB Totals (1 season)</b>		<b>0</b>	<b>0</b>	<b>4</b>	<b>0</b>	<b>0</b>	<b>0</b>	<b>0</b>	<b>2.2</b>	<b>5</b>	<b>4</b>	<b>4</b>	<b>1</b>	<b>1</b>	<b>13.50</b>
<b>OSU Career (3 seasons)</b>		<b>10</b>	<b>2</b>	<b>73</b>	<b>0</b>	<b>0</b>	<b>0</b>	<b>12</b>	<b>100.1</b>	<b>77</b>	<b>45</b>	<b>34</b>	<b>46</b>	<b>81</b>	<b>3.05</b>





**JOHN LEOVICH** (1940)

Year	Club	AVG	GP	AB	R	H	2B	3B	HR	RBI	SLG	BB	SO	OBA	SB
1941	Philadelphia (AL)	.500	1	2	0	1	1	0	0	0	1.000	0	0	.500	0
<b>MLB Totals (1 season)</b>		<b>.500</b>	<b>1</b>	<b>2</b>	<b>0</b>	<b>1</b>	<b>1</b>	<b>0</b>	<b>0</b>	<b>0</b>	<b>1.000</b>	<b>0</b>	<b>0</b>	<b>.500</b>	<b>0</b>



**STEVE LYONS** (1979-1981)

Year	Club	AVG	GP	AB	R	H	2B	3B	HR	RBI	SLG	BB	SO	OBA	SB
1985	Boston (AL)	.264	133	371	52	98	14	3	5	30	.358	32	64	.322	12
1986	Boston (AL)	.250	59	124	20	31	7	2	1	14	.363	12	23	.312	2
1986	Chicago (AL)	.203	42	123	10	25	2	1	0	6	.236	7	24	.248	2
1987	Chicago (AL)	.280	76	193	26	54	11	1	1	19	.363	12	37	.320	3
1988	Chicago (AL)	.269	146	472	59	127	28	3	5	45	.373	32	59	.313	1
1989	Chicago (AL)	.264	140	443	51	117	21	3	2	50	.339	35	68	.317	9
1990	Chicago (AL)	.192	94	146	22	28	6	1	1	11	.267	10	41	.245	1
1991	Boston (AL)	.241	87	212	15	51	10	1	4	17	.354	11	35	.277	10
1992	Atlanta (NL)	.071	11	14	0	1	0	1	0	1	.214	0	4	.071	0
1992	Montreal (NL)	.231	16	13	2	3	0	0	0	1	.231	1	3	.286	1
1992	Boston (AL)	.250	21	28	3	7	0	1	0	2	.321	2	1	.300	0
1993	Boston (AL)	.130	28	23	4	3	1	0	0	0	.174	2	5	.200	1
<b>MLB Totals (9 seasons)</b>		<b>.252</b>	<b>853</b>	<b>2162</b>	<b>264</b>	<b>545</b>	<b>100</b>	<b>17</b>	<b>19</b>	<b>196</b>	<b>.340</b>	<b>156</b>	<b>364</b>	<b>.301</b>	<b>42</b>
<b>OSU Career (3 seasons)</b>		<b>.237</b>	<b>132</b>	<b>476</b>	<b>96</b>	<b>113</b>	<b>16</b>	<b>6</b>	<b>12</b>	<b>88</b>	<b>.372</b>	<b>99</b>	<b>48</b>	<b>.467</b>	<b>43</b>



**HOWARD MAPLE** (1927-1929)

Year	Club	AVG	GP	AB	R	H	2B	3B	HR	RBI	SLG	BB	SO	OBA	SB
1932	Washington (AL)	.244	44	41	6	10	0	1	0	7	.293	7	7	.367	0
<b>MLB Totals (1 season)</b>		<b>.244</b>	<b>44</b>	<b>41</b>	<b>6</b>	<b>10</b>	<b>0</b>	<b>1</b>	<b>0</b>	<b>7</b>	<b>.293</b>	<b>7</b>	<b>7</b>	<b>.367</b>	<b>0</b>




**MARK McLEMORE** (2000-2002)

Year	Club	W	L	G	GS	CG	SHO	SV	IP	H	R	ER	BB	SO	ERA
2007	Houston (NL)	3	0	29	0	0	0	0	35.0	38	17	15	18	35	3.86
<b>MLB Totals (1 season)</b>		<b>3</b>	<b>0</b>	<b>29</b>	<b>0</b>	<b>0</b>	<b>0</b>	<b>0</b>	<b>35.0</b>	<b>38</b>	<b>17</b>	<b>15</b>	<b>18</b>	<b>35</b>	<b>3.86</b>
<b>OSU Career (3 seasons)</b>		<b>3</b>	<b>9</b>	<b>40</b>	<b>22</b>	<b>0</b>	<b>0</b>	<b>0</b>	<b>103.2</b>	<b>125</b>	<b>90</b>	<b>78</b>	<b>59</b>	<b>78</b>	<b>6.77</b>



**ANDREW MOORE** (2013-2015)

Year	Club	W	L	G	GS	CG	SHO	SV	IP	H	R	ER	BB	SO	ERA
2017	Seattle (AL)	1	5	11	9	0	0	0	59.0	60	36	35	8	31	5.34
<b>MLB Totals (1 season)</b>		<b>1</b>	<b>5</b>	<b>11</b>	<b>9</b>	<b>0</b>	<b>0</b>	<b>0</b>	<b>59.0</b>	<b>60</b>	<b>36</b>	<b>35</b>	<b>8</b>	<b>31</b>	<b>5.34</b>
<b>OSU Career (3 seasons)</b>		<b>27</b>	<b>9</b>	<b>51</b>	<b>48</b>	<b>6</b>	<b>5</b>	<b>1</b>	<b>347.2</b>	<b>276</b>	<b>101</b>	<b>81</b>	<b>75</b>	<b>251</b>	<b>2.09</b>



**JOSH OSICH** (2008-2011)

Year	Club	W	L	G	GS	CG	SHO	SV	IP	H	R	ER	BB	SO	ERA
2015	San Francisco (NL)	2	0	35	0	0	0	0	28.2	24	12	7	8	27	2.20
2016	San Francisco (NL)	1	3	59	0	0	0	0	36.1	31	20	19	19	25	4.71
2017	San Francisco (NL)	3	2	54	0	0	0	0	43.1	48	32	30	27	43	6.23
<b>MLB Totals (3 seasons)</b>		<b>6</b>	<b>5</b>	<b>148</b>	<b>0</b>	<b>0</b>	<b>0</b>	<b>0</b>	<b>108.1</b>	<b>103</b>	<b>64</b>	<b>56</b>	<b>54</b>	<b>95</b>	<b>4.65</b>
<b>OSU Career (3 seasons)</b>		<b>6</b>	<b>6</b>	<b>45</b>	<b>21</b>	<b>1</b>	<b>1</b>	<b>1</b>	<b>128.0</b>	<b>110</b>	<b>69</b>	<b>58</b>	<b>77</b>	<b>132</b>	<b>4.08</b>



**JOE PATERSON** (2006-2007)

Year	Club	W	L	G	GS	CG	SHO	SV	IP	H	R	ER	BB	SO	ERA
2011	Arizona (NL)	0	1	62	0	0	0	1	34.0	28	11	11	15	28	2.91
2012	Arizona (NL)	0	0	6	0	0	0	0	2.2	15	11	11	3	0	37.12
2013	Arizona (NL)	0	0	2	0	0	0	0	2.1	2	1	1	0	2	3.86
2014	Arizona (NL)	0	0	3	0	0	0	0	1.1	4	5	5	1	0	33.75
<b>MLB Totals (4 seasons)</b>		<b>0</b>	<b>1</b>	<b>73</b>	<b>0</b>	<b>0</b>	<b>0</b>	<b>1</b>	<b>40.1</b>	<b>49</b>	<b>28</b>	<b>28</b>	<b>19</b>	<b>30</b>	<b>6.25</b>
<b>OSU Career (2 seasons)</b>		<b>11</b>	<b>7</b>	<b>52</b>	<b>18</b>	<b>0</b>	<b>0</b>	<b>3</b>	<b>160.1</b>	<b>152</b>	<b>71</b>	<b>66</b>	<b>40</b>	<b>106</b>	<b>3.70</b>




**DANIEL ROBERTSON** (2008)

Year	Club	AVG	GP	AB	R	H	2B	3B	HR	RBI	SLG	BB	SO	OBA	SB
2014	Texas (AL)	.271	70	177	23	48	9	1	0	21	.333	17	28	.333	6
2015	Los Angeles (AL)	.280	37	80	10	21	2	0	0	7	.307	2	7	.299	0
2016	Seattle (AL)	.263	9	19	1	5	1	0	0	1	.316	1	3	.300	0
2017	Cleveland (AL)	.225	32	80	9	18	4	1	1	7	.338	7	3	.287	0
<b>MLB Totals (4 seasons)</b>		<b>.262</b>	<b>148</b>	<b>386</b>	<b>43</b>	<b>92</b>	<b>16</b>	<b>2</b>	<b>1</b>	<b>36</b>	<b>.328</b>	<b>27</b>	<b>41</b>	<b>.314</b>	<b>6</b>
<b>OSU Career (1 season)</b>		<b>.327</b>	<b>52</b>	<b>196</b>	<b>44</b>	<b>64</b>	<b>12</b>	<b>1</b>	<b>2</b>	<b>27</b>	<b>.429</b>	<b>23</b>	<b>21</b>	<b>.419</b>	<b>8</b>



**STEFEN ROMERO (2009-2010)**

Year	Club	AVG	GP	AB	R	H	2B	3B	HR	RBI	SLG	BB	SO	OBA	SB
2014	Seattle (AL)	.192	72	177	19	34	6	2	3	11	.299	4	48	.234	0
2015	Seattle (AL)	.190	13	21	6	4	1	0	1	3	.381	3	6	.292	0
2016	Seattle (AL)	.235	9	17	1	4	1	0	0	3	.294	1	4	.263	0
<b>MLB Totals (3 seasons)</b>		<b>.195</b>	<b>94</b>	<b>215</b>	<b>26</b>	<b>42</b>	<b>8</b>	<b>2</b>	<b>4</b>	<b>17</b>	<b>.307</b>	<b>8</b>	<b>58</b>	<b>.242</b>	<b>0</b>
<b>OSU Career (2 seasons)</b>		<b>.307</b>	<b>103</b>	<b>407</b>	<b>83</b>	<b>125</b>	<b>28</b>	<b>4</b>	<b>18</b>	<b>92</b>	<b>.528</b>	<b>38</b>	<b>65</b>	<b>.392</b>	<b>6</b>



**WES SCHULMERICH (1925-1927)**

Year	Club	AVG	GP	AB	R	H	2B	3B	HR	RBI	SLG	BB	SO	OBA	SB
1931	Boston (NL)	.309	95	327	36	101	17	7	2	43	.422	28	30	.363	0
1932	Boston (NL)	.260	119	404	47	105	22	5	11	57	.421	27	61	.260	5
1933	Boston (NL)	.247	29	85	10	21	6	1	1	13	.376	5	10	.289	0
1933	Philadelphia (NL)	.334	97	365	53	122	19	4	8	59	.474	32	45	.394	1
1934	Philadelphia (NL)	.250	15	52	2	13	1	0	0	1	.269	4	8	.316	0
1934	Cincinnati (NL)	.263	74	209	21	55	7	3	5	19	.402	22	43	.333	1
<b>MLB Totals (4 seasons)</b>		<b>.289</b>	<b>429</b>	<b>1442</b>	<b>169</b>	<b>417</b>	<b>73</b>	<b>20</b>	<b>27</b>	<b>192</b>	<b>.424</b>	<b>118</b>	<b>197</b>	<b>.347</b>	<b>7</b>



**TYLER SMITH (2010-2013)**

Year	Club	AVG	GP	AB	R	H	2B	3B	HR	RBI	SLG	BB	SO	OBA	SB
2017	Seattle (AL)	.188	10	16	2	3	1	0	0	1	.250	1	8	.263	0
<b>MLB Totals (1 season)</b>		<b>.188</b>	<b>10</b>	<b>16</b>	<b>2</b>	<b>3</b>	<b>1</b>	<b>0</b>	<b>0</b>	<b>1</b>	<b>.250</b>	<b>1</b>	<b>8</b>	<b>.263</b>	<b>0</b>
<b>OSU Career (4 seasons)</b>		<b>.292</b>	<b>219</b>	<b>696</b>	<b>136</b>	<b>203</b>	<b>35</b>	<b>4</b>	<b>5</b>	<b>98</b>	<b>.375</b>	<b>96</b>	<b>124</b>	<b>.390</b>	<b>24</b>



**MIKE STUTES (2006-2008)**

Year	Club	W	L	G	GS	CG	SHO	SV	IP	H	R	ER	BB	SO	ERA
2011	Philadelphia (NL)	6	2	57	0	0	0	0	62.0	49	25	25	28	58	3.63
2012	Philadelphia (NL)	0	0	6	0	0	0	0	5.2	7	6	4	4	5	6.35
2013	Philadelphia (NL)	3	1	16	0	0	0	0	17.2	14	11	9	8	9	4.58
<b>MLB Totals (3 seasons)</b>		<b>9</b>	<b>4</b>	<b>79</b>	<b>0</b>	<b>0</b>	<b>0</b>	<b>0</b>	<b>85.1</b>	<b>70</b>	<b>42</b>	<b>38</b>	<b>40</b>	<b>72</b>	<b>4.01</b>
<b>OSU Career (3 seasons)</b>		<b>24</b>	<b>11</b>	<b>53</b>	<b>50</b>	<b>1</b>	<b>0</b>	<b>0</b>	<b>302.0</b>	<b>277</b>	<b>159</b>	<b>140</b>	<b>139</b>	<b>287</b>	<b>4.17</b>



**ANDREW SUSAC (2010-11)**

Year	Club	AVG	GP	AB	R	H	2B	3B	HR	RBI	SLG	BB	SO	OBA	SB
2014	San Fran. (NL)	.273	35	88	13	24	8	0	3	19	.466	7	28	.326	0
2015	San Fran. (NL)	.218	52	148	14	29	7	2	3	14	.368	14	43	.297	0
2016	Milwaukee (NL)	.235	9	17	3	4	1	0	1	2	.471	2	5	.316	0
2017	Milwaukee (NL)	.083	8	12	0	1	0	0	0	0	.083	0	6	.083	0
<b>MLB Totals (3 seasons)</b>		<b>.232</b>	<b>104</b>	<b>250</b>	<b>30</b>	<b>58</b>	<b>16</b>	<b>2</b>	<b>7</b>	<b>35</b>	<b>.396</b>	<b>23</b>	<b>82</b>	<b>.299</b>	<b>0</b>
<b>OSU Career (2 seasons)</b>		<b>.283</b>	<b>82</b>	<b>237</b>	<b>46</b>	<b>67</b>	<b>13</b>	<b>4</b>	<b>7</b>	<b>45</b>	<b>.460</b>	<b>43</b>	<b>59</b>	<b>.414</b>	<b>0</b>



**MIKE THURMAN (1992-1994)**

Year	Club	W	L	G	GS	CG	SHO	SV	IP	H	R	ER	BB	SO	ERA
1997	Montreal (NL)	1	0	5	2	0	0	0	11.2	8	9	7	4	8	5.40
1998	Montreal (NL)	4	5	14	13	0	0	0	67.0	60	38	35	26	32	4.70
1999	Montreal (NL)	7	11	29	27	0	0	0	146.2	140	84	66	52	85	4.05
2000	Montreal (NL)	4	9	17	17	0	0	0	88.1	112	69	63	46	52	6.42
2001	Montreal (NL)	9	11	28	26	0	0	0	147.0	172	90	87	50	96	5.33
2002	New York (AL)	1	0	12	2	0	0	0	33.0	45	21	19	12	23	5.18
<b>MLB Totals (6 seasons)</b>		<b>26</b>	<b>36</b>	<b>105</b>	<b>87</b>	<b>0</b>	<b>0</b>	<b>0</b>	<b>493.2</b>	<b>537</b>	<b>311</b>	<b>277</b>	<b>190</b>	<b>296</b>	<b>5.05</b>
<b>OSU Career (3 seasons)</b>		<b>17</b>	<b>5</b>	<b>43</b>	<b>26</b>	<b>13</b>	<b>3</b>	<b>1</b>	<b>213.0</b>	<b>215</b>	<b>99</b>	<b>86</b>	<b>72</b>	<b>176</b>	<b>3.63</b>



**CHRIS WAKELAND (1995-1996)**

Year	Club	AVG	GP	AB	R	H	2B	3B	HR	RBI	SLG	BB	SO	OBA	SB
2001	Detroit (AL)	.250	10	36	5	9	2	0	2	6	.472	0	13	.250	0
<b>MLB Totals (1 season)</b>		<b>.250</b>	<b>10</b>	<b>36</b>	<b>5</b>	<b>9</b>	<b>2</b>	<b>0</b>	<b>2</b>	<b>6</b>	<b>.472</b>	<b>0</b>	<b>13</b>	<b>.250</b>	<b>0</b>
<b>OSU Career (2 seasons)</b>		<b>.341</b>	<b>95</b>	<b>346</b>	<b>82</b>	<b>118</b>	<b>25</b>	<b>6</b>	<b>15</b>	<b>82</b>	<b>.535</b>	<b>35</b>	<b>87</b>	<b>.402</b>	<b>9</b>



**JIM WILSON (1980-1982)**

Year	Club	AVG	GP	AB	R	H	2B	3B	HR	RBI	SLG	BB	SO	OBA	SB
1985	Cleveland (AL)	.357	4	14	2	5	0	0	0	4	.357	1	3	.400	0
1989	Seattle (AL)	.000	5	8	0	0	0	0	0	0	.000	0	3	.000	0
<b>MLB Totals (2 seasons)</b>		<b>.227</b>	<b>9</b>	<b>22</b>	<b>2</b>	<b>5</b>	<b>0</b>	<b>0</b>	<b>0</b>	<b>4</b>	<b>.227</b>	<b>1</b>	<b>6</b>	<b>.261</b>	<b>0</b>
<b>OSU Career (3 seasons)</b>		<b>.316</b>	<b>107</b>	<b>342</b>	<b>89</b>	<b>108</b>	<b>28</b>	<b>1</b>	<b>27</b>	<b>105</b>	<b>.640</b>	<b>61</b>	<b>65</b>	<b>.419</b>	<b>1</b>

*Where OSU players were drafted by Major League Baseball teams at the conclusion of their college careers (June regular draft, unless otherwise noted).*

Year	Player	Pos.	Round	Team
1968	Ken Forsch	RHP	18	Houston
1969	Lute Barnes	2B	21	New York Mets
1970	Bob Beall %	1B-OF	28	Philadelphia
	Jerry Johnson	LHP	2	New York Yankees
1971	Curt Daniels %	SS	8	Baltimore
1974	Greg Jurgenson	LHP	10	Houston
1975	Andrew Mason %	3B	3	Texas
	Steve Wilkins %	OF	3	Pittsburgh
1977	Tom Costello %	RHP	4	Minnesota
	Scott Anderson	RHP	4	Montreal
	Jeff Doyle	SS	6	St. Louis
	Pete Rowe	C	11	Toronto
	Tom Chamberlain	RHP	11	St. Louis
1980	Bob McNair	1B	4	Toronto
1981	Steve Lyons	SS-OF	1	Boston
	Al Hunsinger	1B	16	St. Louis
1982	Jim Wilson	1B	2	Cleveland
	Mike Gorman	RHP	21	Oakland
1983	Rob Holbrook %	RHP	2	Toronto
	Jeff Reece	LHP	3	Milwaukee
	Steve Smith	OF	11	Cleveland
	Todd Thomas	OF	31	San Francisco
1984	Scott Anderson	RHP	7	Texas
	Dain Syverson	SS-C	20	Cleveland
	Lindsey Johnson	C	21	Pittsburgh
1986	Dave Brundage	OF-LHP	4	Philadelphia
	Bryce Hulstrom	LHP	9	Chicago White Sox
	Keith Krafve	3B	31	San Francisco
1987	Ken Bowen	SS	6	Kansas City
	Rich Duke	C	24	Atlanta
	Bryan Ganter	OF	27	Cincinnati
1988	Lance Rice	C	15	Los Angeles
	John Sipple	LHP	16	Texas
	Rod Scheckla	RHP	26	Houston
1989	Jeff Brauning	IF	26	San Francisco
1990	Ben Johnson	SS	29	Pittsburgh
1991	Paul Sanders	C	32	Kansas City
	Jeff Smith	RHP	44	Kansas City
1993	Scott Christman	LHP	1	Chicago White Sox
	Jamie Burke	3B	9	California
1994	Mike Thurman &	RHP	1	Montreal
	Mason Smith	RHP	18	Toronto
	Jim Champion	1B	32	Minnesota
1995	Kevin Hooker	RHP-2B	31	Philadelphia
1996	David Schmidt	C	8	St. Louis
	Chris Wakeland	OF	15	Detroit
	Eric Lovinger	RHP	41	Los Angeles
1997	Joe Messman	RHP	7	Houston
	Tyler Swinburnson	RHP	16	Cleveland
1998	Chris Pine	RHP	5	Milwaukee
	Brody Percell	LHP	7	Cleveland
	Andrew Checketts	RHP	21	Boston
	Matt Bailie	1B-RHP	22	Philadelphia
1999	B.R. Cook	RHP	3	St. Louis
	Troy Schader	SS	21	San Diego
2000	Joe Gerber	1B	24	Detroit
2001	Scott Nicholson	LHP	8	Colorado
	Bryan Ingram	C	12	Colorado
	Josh Carter	OF	14	San Diego
2002	Mark McLemore	LHP	4	Houston
	Brian Barden	3B	6	Arizona

Year	Player	Pos.	Round	Team
2002	Will Hudson	SS	20	New York Mets
2003	Seth Pietsch	OF	8	New York Mets
	Levi Webber	1B	25	St. Louis
	Bill Rowe ^	RHP	24	Texas
2004	Andy Baldwin	RHP	5	Philadelphia
	Jake Postlewait	LHP	7	Colorado
	Kyle Aseilton	LHP	11	Minnesota
	Jared Sanders	RHP	14	Cincinnati
	Aaron Mathews	OF	19	Toronto
	Nathan Pendley	LHP	19	San Francisco
2005	Jacoby Ellsbury	OF	1	Boston
	Andy Jenkins	1B	11	Florida
	Nate Fogle	RHP	11	Texas
	Tyler Graham ^	OF	14	Chicago Cubs
2006	Dallas Buck	RHP	3	Arizona
	Cole Gillespie	OF	3	Milwaukee
	Kevin Gunderson	LHP	5	Atlanta
	Jonah Nickerson	RHP	7	Detroit
	Tyler Graham	OF	19	San Francisco
	Chris Kunda	2B	19	New York Yankees
	Shea McFeely	3B	28	Arizona
	Mitch Canham ^	C	41	St. Louis
	Jon Koller	RHP	48	New York Mets
2007	Eddie Kunz	RHP	1	New York Mets
	Mitch Canham &	C	1	San Diego
	Darwin Barney	SS	4	Chicago Cubs
	Daniel Turpen	RHP	8	San Francisco
	Mike Stutes ^	RHP	9	St. Louis
	Joe Paterson	LHP	10	San Francisco
	Anton Maxwell	LHP	31	Texas
	Chris Hopkins ^	OF	44	Kansas City
2008	Mike Stutes	RHP	11	Philadelphia
	Lonnie Lechelt	IF	21	Florida
	Chris Hopkins	OF	24	Toronto
	Mark Grbavac ^	RHP	32	New York Mets
	Jordan Lennerton	1B	33	Detroit
	Daniel Robertson	OF	33	San Diego
	Jason Ogata	UT	38	Texas
2009	Ryan Ortiz	C	6	Oakland
	Jorge Reyes	RHP	17	San Diego
	Kraig Sitton ^	LHP	17	Boston
	Joey Wong	SS	24	Colorado
	Greg Peavey ^	RHP	32	Houston
	Adalberto Santos ^	UT	35	San Diego
2010	Tyler Waldron	RHP	5	Pittsburgh
	Greg Peavey	RHP	6	New York Mets
	Kraig Sitton	LHP	7	Colorado
	Josh Osich ^	LHP	7	Los Angeles Angels
	Tanner Robles	LHP	9	Cincinnati
	Kevin Rhoderick	RHP	9	Chicago Cubs
	Stefen Romero	3B	12	Seattle
	Adalberto Santos	OF	22	Pittsburgh
2011	Andrew Susac	C	2	San Francisco
	Sam Gaviglio	RHP	5	St. Louis
	Josh Osich	LHP	6	San Francisco
	Jonathan Stamps	OF	24	Atlanta
	Parker Berberet	C	25	Milwaukee
	Carter Bell	3B	29	Arizona
	James Nygren	RHP	33	Florida
	Taylor Starr ^	RHP	37	Cleveland
2012	Matt Boyd ^	LHP	13	Cincinnati
	Ryan Dunn	3B	17	Tampa Bay
	Ryan Gorton	C	31	Oakland
2013	Ben Wetzler ^	LHP	5	Philadelphia
	Matt Boyd	LHP	6	Toronto

**2006 & 2007 NATIONAL CHAMPIONS • 2013, 2014, 2017 PAC-12 CHAMPIONS**

**6 College World Series Appearances:** 1952, 2005, 2006, 2007, 2013, 2017 | **6 NCAA Super Regional Appearances:** 2005, 2006, 2007, 2011, 2013, 2017

**17 NCAA Regional Appearances:** 1952, 1962, 1963, 1983, 1985, 1986, 2005, 2006, 2007, 2009, 2010, 2011, 2012, 2013, 2014, 2015, 2017



# 2018 OREGON STATE BASEBALL

## BEAVERS IN THE MLB DRAFT

Twitter.com/BeaverBaseball  
 Instagram.com/BeaverBaseball  
 Facebook.com/OregonStateBaseball

Year	Player	Pos.	Round	Team
2013	Tyler Smith	SS	8	Seattle
	Danny Hayes	1B	13	Chicago White Sox
	Scott Schultz ^	RHP	17	Miami
	Dan Child	RHP	18	Philadelphia
2014	Jake Rodriguez	C	19	Houston
	Michael Conforto	OF	1	New York Mets
	Jace Fry	LHP	3	Chicago White Sox
	Dylan Davis	OF	3	San Francisco
	Ben Wetzler	LHP	9	Miami
	Scott Schultz	RHP	10	Arizona
	Andy Peterson	2B	27	Seattle
2015	Kavin Keyes	INF	39	Seattle
	Jeff Hendrix ^	OF	39	Kansas City
	Andrew Moore	RHP	2	Seattle
	Jeff Hendrix	OF	4	New York Yankees
2016	Travis Eckert ^	RHP	20	San Francisco
	Gabe Clark	IF	26	Toronto
	Logan Ice	C	2	Cleveland
	Travis Eckert	RHP	7	Kansas City
	Trever Morrison	SS	12	Milwaukee
	John Pomeroy	RHP	13	Pittsburgh
2017	Caleb Hamilton	IF	23	Minnesota
	Drew Rasmussen	RHP	1st	Tampa Bay
	KJ Harrison	1B	3rd	Milwaukee
	Jake Thompson	RHP	4th	Boston
	Michael Gretler	3B	39th	Pittsburgh
Max Engelbrekt	LHP	40th	Washington	



**Key**  
 & - First round supplemental; % - January draft; ^ - Returned to school


### By Organization

Team	Player	Pos.	Round	Year
Arizona (5)	Brian Barden	3B	6	2002
	Dallas Buck	RHP	3	2006
	Shea McFeely	3B	28	2006
	Carter Bell	3B	29	2011
	Scott Schultz	RHP	10	2014
Atlanta (3)	Rich Duke	C	24	1987
	Kevin Gunderson	LHP	5	2006
	Brian Stamps	OF	24	2011
Baltimore (1)	Curt Daniels	SS	8	1971
Boston (5)	Steve Lyons	SS-OF	1	1981
	Andrew Checketts	RHP	21	1998
	Jacoby Ellsbury	OF	1	2005
	Kraig Sitton	LHP	17	2009
	Jake Thompson	RHP	4	2017
Chicago Cubs (3)	Tyler Graham	OF	14	2005
	Darwin Barney	SS	4	2007
	Kevin Rhoderick	RHP	9	2010
Chicago White Sox (4)	Bryce Hulstrom	LHP	9	1986
	Scott Christman	LHP	1	1993
	Danny Hayes	1B	13	2013
	Jace Fry	LHP	3	2014
Cincinnati (4)	Bryan Ganter	OF	27	1987
	Jared Sanders	RHP	14	2004
	Tanner Robles	LHP	9	2010
	Matt Boyd	LHP	13	2012
Cleveland (7)	Jim Wilson	1B	2	1982
	Steve Smith	OF	11	1983
	Dain Syverson	SS-C	20	1984
	Tyler Swinburnson	RHP	16	1997
	Brody Percell	LHP	7	1998

Team	Player	Pos.	Round	Year
Cleveland (7)	Taylor Starr	RHP	37	2011
	Logan Ice	C	2	2016
Colorado (5)	Scott Nicholson	LHP	8	2001
	Bryan Ingram	C	12	2001
	Jake Postlewait	LHP	7	2004
	Joey Wong	SS	24	2009
	Kraig Sitton	LHP	7	2010
Detroit (4)	Chris Wakeland	OF	15	1996
	Joe Gerber	1B	24	2000
	Jonah Nickerson	RHP	7	2006
	Jordan Lennerton	1B	33	2008
Florida/Miami (4)	Andy Jenkins	1B	11	2005
	Lonnie Lechelt	IF	21	2008
	James Nygren	RHP	33	2011
	Scott Schultz	RHP	17	2013
	Ben Wetzler	LHP	9	2014
Houston (7)	Ken Forsch	RHP	18	1968
	Greg Jurgenson	LHP	10	1974
	Rod Sheckla	RHP	26	1988
	Tyler Messman	RHP	7	1997
	Mark McLemore	LHP	4	2002
	Greg Peavey	RHP	32	2009
LA Angels/California (2)	Jake Rodriguez	C	19	2013
	Jamie Burke	3B	9	1993
Los Angeles (2)	Josh Osich	LHP	7	2010
	Lance Rice	C	15	1988
Kansas City (6)	Eric Lovinger	RHP	41	1996
	Ken Bowen	SS	6	1987
	Paul Sanders	C	32	1991
	Jeff Smith	RHP	44	1991
	Chris Hopkins	OF	44	2007
	Jeff Hendrix	OF	39	2014

Team	Player	Pos.	Round	Year
Kansas City (6)	Travis Eckert	RHP	7	2016
Milwaukee (6)	Jeff Reece	LHP	3	1983
	Chris Pine	RHP	5	1998
	Cole Gillespie	OF	3	2006
	Parker Berberet	C	25	2011
	Trever Morrison	SS	12	2016
	KJ Harrison	1B	3	2017
Minnesota (4)	Tom Costello	RHP	4	1977
	Jim Champion	1B	32	1994
	Kyle Aselton	LHP	11	2004
	Caleb Hamilton	IF	23	2016
New York Mets (8)	Lute Barnes	2B	21	1969
	Will Hudson	SS	20	2002
	Seth Pietsch	OF	8	2003
	Jon Koller	RHP	48	2006
	Eddie Kunz	RHP	1	2007
	Mark Grbavac	RHP	32	2008
	Greg Peavey	RHP	6	2010
	Michael Conforto	OF	1	2014
New York Yankees (3)	Jerry Johnson	LHP	2	1970
	Chris Kunda	2B	19	2006
	Jeff Hendrix	OF	4	2015
Oakland (3)	Mike Gorman	RHP	21	1982
	Ryan Ortiz	C	6	2009
	Ryan Gorton	C	31	2012
Philadelphia (8)	Bob Beall	1B-OF	28	1970
	Dave Brundage	OF-LHP	4	1986
	Kevin Hooker	RHP-2B	31	1995
	Matt Bailie	1B-RHP	22	1998
	Andy Baldwin	RHP	5	2004
	Mike Stutes	RHP	11	2008
	Ben Wetzler	LHP	5	2013
	Dan Child	RHP	18	2013
Pittsburgh (7)	Steve Wilkins	OF	3	1975
	Lindsey Johnson	C	21	1984
	Ben Johnson	SS	29	1990
	Tyler Waldron	RHP	5	2010
	Adalberto Santos	OF	22	2010
	John Pomeroy	RHP	13	2016
	Michael Gretler	3B	39	2017
St. Louis (9)	Jeff Doyle	SS	6	1977
	Tom Chamberlain	RHP	11	1977
	Mike Gorman	RHP	21	1981
	David Schmidt	C	8	1996
	B.R. Cook	RHP	3	1999
	Levi Webber	1B	25	2003
	Mitch Canham	C	41	2006
	Mike Stutes	RHP	9	2007
	Sam Gaviglio	RHP	5	2011
San Diego (6)	Troy Schader	SS	21	1999
	Josh Carter	OF	14	2001
	Mitch Canham	C	1	2007
	Daniel Robertson	OF	33	2008
	Jorge Reyes	RHP	17	2009
	Adalberto Santos	UT	35	2009
San Francisco (11)	Todd Thomas	OF	31	1983
	Keith Krafve	3B	31	1986
	Jeff Brauning	IF	26	1989
	Nathan Pendley	LHP	19	2004
	Tyler Graham	OF	19	2006
	Daniel Turpen	RHP	8	2007
	Joe Paterson	LHP	10	2007
	Andrew Susac	C	2	2011
	Josh Osich	LHP	6	2011
	Dylan Davis	OF	3	2014

San Francisco (11)	Travis Eckert	RHP	20	2015
Seattle (3)	Stefen Romero	3B	12	2010
	Tyler Smith	SS	8	2013
	Andrew Moore	RHP	2	2015
Tampa Bay (2)	Ryan Dunn	3B	17	2012
	Drew Rasmussen	RHP	1	2017
Texas (7)	Andrew Mason	3B	3	1975
	Scott Anderson	RHP	7	1984
	John Sipple	LHP	16	1988
	Bill Rowe	RHP	24	2003
	Nate Fogle	RHP	11	2005
	Anton Maxwell	LHP	31	2007
	Jason Ogata	UT	38	2008
Toronto (8)	Pete Rowe	C	11	1977
	Bob McNair	1B	4	1980
	Rece Holbrook	RHP	2	1983
	Mason Smith	RHP	18	1994
	Aaron Mathews	OF	19	2004
	Chris Hopkins	OF	24	2008
	Matt Boyd	LHP	6	2013
	Gabe Clark	IF	26	2015
Washington/Montreal (3)	Scott Anderson	RHP	4	1977
	Mike Thurman	RHP	1	1994
	Max Engelbrekt	LHP	40	2017





**Victor Brown Trophy**

*Awarded to Oregon State's Most Valuable Player. The trophy is given by the Sigma Alpha Epsilon fraternity in honor of the late Beaver outfielder, who was killed in World War II.*

- 1947 Don Bower, 2B
- 1948 Harry Richards, 2B
- 1949 Frank Roelandt, C
- 1950 Gene Tanselli, SS
- 1951 Don Taylor, 1B
- 1952 Don White, P
- 1953 Bud Shirtcliff, OF
- 1954 Jay Dean, 1B
- 1955 Jay Dean, 1B
- 1956 Dan Lovejoy, C
- 1957 Syl Johnson, P
- 1958 Tom Bowen, 3B
- 1959 Kim Bradshaw, OF
- 1960 Jerry Droscher, OF
- 1961 Grimm Mason, OF
- 1962 Larry Petersen, OF
- 1963 Al Lehrer, OF
- 1964 Steve Clark, P
- 1965 Morrell Crary, C
- 1966 Ron Lucas, C
- 1967 Bill Bonser, C
- 1968 Tom Tracey, OF
- 1969 Tim Gleason, C
- 1970 Bob Beall, INF
- 1971 Doug Miller, OF
- 1972 Doug Miller, OF
- 1973 Dan Cunningham, OF
- 1974 Tom Drahn, IF
- 1975 Tom Simas, 2B
- 1976 Pete Rowe, C
- 1977 Jeff Doyle, 2B
- 1978 Bob McNair, 1B
- 1979 Bob Flynn, P
- 1980 Bob McNair, 1B
- 1981 Al Hunsinger, 1B
- 1982 Jim Wilson, 1B
- 1983 Jeff Reece, P
- 1984 Scott Anderson, P
- 1985 Dave Brundage, 1B-P
- 1986 Dave Brundage, OF-P
- 1987 Ken Bowen, INF
- 1988 Lance Rice, C
- 1989 Jeff Brauning, 2B
- 1990 Paul Sanders, OF
- 1991 R.A. Neitzel, INF
- 1992 Paul Sanders, C
- 1993 Jamie Burke, 3B
- 1994 Scott Christman, P
- 1995 Mason Smith, P
- 1996 Kevin Hooker, P-INF
- 1997 David Schmidt, C
- 1998 Ryan McDonald, 2B
- 1999 Andrew Checketts, P
- 2000 Joe Gerber, 1B
- 2001 Brian Barden, 3B
- 2002 Scott Nicholson, P
- 2003 Tom Creighton, UT
- 2004 Seth Pietsch, OF
- 2005 Jake Postlewait, P
- 2006 Jacoby Ellsbury, OF
- 2007 Andy Jenkins, 1B
- 2008 Kevin Gunderson, P
- 2009 Darwin Barney, SS
- 2010 Mitch Canham, C
- 2011 Ryan Ortiz, C
- 2012 Ryan Ortiz, C
- 2013 Adalberto Santos, OF
- 2014 Michael Conforto, OF

**Bill Cloyes Award**

*Awarded to Oregon State's Most Valuable Pitcher. The trophy is named for the former Beaver pitcher.*

- 1955 Lowell Pearce
- 1956 Dan Lovejoy
- 1957 Syl Johnson
- 1958 Ray Lunde
- 1959 Gary Moore
- 1960 Bill Oerding
- 1961 Leon Criner
- 1962 Cecil Ira
- 1963 Cecil Ira
- 1964 Steve Clark
- 1965 Wayne Swango
- 1966 Jack Humphrey
- 1967 Jack Humphrey
- 1968 Ken Forsch
- 1969 Jim Powell
- 1970 Jerry Johnson
- 1971 Greg Lebeck
- 1972 Greg Jurgenson
- 1973 Gail Meier
- 1974 Greg Jurgenson
- 1975 Gail Meier
- 1976 Ken Noble
- 1977 Scott Anderson
- 1978 Eric Sallee
- 1979 Bob Flynn
- 1980 Kyle Dunning
- 1981 John Collins
- 1982 Mike Gorman
- 1983 Jeff Reece
- 1984 Scott Anderson
- 1985 John Sipple
- 1986 John Sipple
- 1987 Dave Brundage
- 1988 Bryce Hulstrom
- 1989 Jeff Otis
- 1990 John Sipple
- 1991 Jeff Otis
- 1992 Jeff Post
- 1993 Jeff Post
- 1994 Scott Christman
- 1995 Mason Smith
- 1996 Kevin Hooker
- 1997 Eric Lovinger
- 1998 Mark Newell
- 1999 Andrew Checketts
- 2000 B.R. Cook
- 2001 Scott Nicholson
- 2002 Scott Nicholson
- 2003 Ty Kline
- 2004 Jared Sanders
- 2005 Jake Postlewait
- 2006 Jake Postlewait
- 2007 Dallas Buck
- 2008 Kevin Gunderson
- 2009 Jonah Nickerson
- 2010 Dallas Buck
- 2011 Jonah Nickerson
- 2012 Joe Paterson
- 2013 Kevin Rhoderick
- 2014 Sam Gaviglio
- 2015 Greg Peavey
- 2016 Sam Gaviglio
- 2017 Jace Fry
- 2018 Matt Boyd
- 2019 Ben Wetzler

**Bill Bonser Award**

*Awarded to Oregon State's Most Improved Player. The trophy is named for the former Beaver catcher.*

- 1973 Tom Apa, C
- 1974 Gary Beck, 3B
- 1975 Tom Simas, 3B
- 1976 Jeff Doyle, 2B
- 1977 Jerry Miller, OF
- 1978 Jerry Yung, 3B
- 1979 Dave Backen, OF



- 1980 Mark Niles, P
- 1981 Bob McNair, 1B
- 1982 John Collins, P
- 1983 Bill Gassaway, P
- 1984 Chris Newman, 1B
- 1985 Scott Anderson, P
- 1986 Ken Bowen, SS
- 1987 Bryan Ganter, OF
- 1988 Tim Lambert, DH
- 1989 Keith Krafve, 3B
- 1990 Randy Duke, 1B-DH
- 1991 Troy Haugen, 3B
- 1992 Lance Donaly, P
- 1993 R.A. Neitzel, IF
- 1994 Kevin Hooker, IF
- 1995 Mason Smith, P
- 1996 Pat Barry
- 1997 Randy Hunter, C
- 1998 Kevin Hooker, 2B-P
- 1999 Mike Thurman, P
- 2000 A.J. Marquardt, OF
- 2001 Jeremy Beard, P
- 2002 David Schmidt, C
- 2003 Chris Wakeland, OF
- 2004 Mark Newell, P
- 2005 Ben Bertrand, C
- 2006 Bryan Ingram, C
- 2007 Eric Stark, OF
- 2008 Chris Biles, OF
- 2009 Tom Creighton, UT
- 2010 Seth Pietsch, OF
- 2011 Paul Richie, C
- 2012 Cole Gillespie, OF
- 2013 Chris Kunda, 2B
- 2014 Scott Santschi, OF
- 2015 Ryan Ortiz, C
- 2016 Jared Norris, 1B
- 2017 Andrew Susac, C
- 2018 Jake Rodriguez, 2B
- 2019 Tyler Smith, SS
- 2020 Dylan Davis, OF
- 2021 Gabe Clark, IF

**Gold Glove Award**

*Awarded to Oregon State's Most Outstanding Fielder.*

- 1973 Ty Gorton, 2B
- 1974 Ramon Gonzalez, OF
- 1975 Ramon Gonzalez, OF
- 1976 Jeff Doyle, 2B
- 1977 Jeff Doyle, 2B
- 1978 Jerry Yung, 3B
- 1979 Steve Lyons, OF
- 1980 Steve Lyons, 3B
- 1981 Al Hunsinger, 1B
- 1982 Mickey Riley, 2B
- 1983 Mickey Riley, 2B
- 1984 Ken Bowen, 2B
- 1985 Ken Bowen, SS
- 1986 Ken Bowen, SS
- 1987 Lance Rice, C
- 1988 Ben Johnson, SS
- 1989 Jeff Brauning, 2B
- 1990 Troy Haugen, 3B
- 1991 Paul Sanders, OF
- 1992 Aaron Anderson, OF
- 1993 Paul Sanders, C
- 1994 Dave Schoppe, UTIL
- 1995 Allen Snelling, SS
- 1996 Aaron Anderson, OF
- 1997 A.J. Marquardt, OF
- 1998 Allen Snelling, SS
- 1999 Brent Watts, UTIL
- 2000 David Schmidt, C
- 2001 Matt Bailie, 1B
- 2002 Abino Vazquez, OF
- 2003 Matt Bailie, 1B
- 2004 Corrie Willkie, 2B
- 2005 Bryan Ingram, C
- 2006 Bryan Ingram, C
- 2007 Aaron Mathews, OF
- 2008 Aaron Mathews, OF
- 2009 Jacoby Ellsbury, OF
- 2010 Chris Kunda, 2B
- 2011 Joey Wong, 2B
- 2012 Joey Wong, SS
- 2013 Keith Jennette, SS
- 2014 Brian Stamps, OF
- 2015 John Tommasini, 2B
- 2016 Tyler Smith, SS
- 2017 Trever Morrison, SS
- 2018 Cory Kerwood
- 2019 Gail Meier
- 2020 Dave Gassaway
- 2021 Jerry Miller
- 2022 Robert Webster
- 2023 Steve Lyons
- 2024 Mark Allen
- 2025 Jeff Reece
- 2026 Rich Duke
- 2027 Scott Klug
- 2028 Keith Krafve
- 2029 Paul Sanders
- 2030 Mason Smith
- 2031 Jeff Post
- 2032 Mason Smith
- 2033 Kevin Hooker
- 2034 Kevin Hooker
- 2035 Ryan McDonald
- 2036 Rob Colley
- 2037 Rob Colley
- 2038 Jake Quiring
- 2039 Jake Quiring
- 2040 Jake Quiring
- 2041 Jake Quiring
- 2042 Jake Quiring
- 2043 Jacoby Ellsbury
- 2044 Ryan Gipson
- 2045 Jason Ogata
- 2046 Jason Ogata
- 2047 Mike Chiarelli
- 2048 Andrew Susac
- 2049 Tyler Smith
- 2050 Michael Conforto
- 2051 Michael Conforto
- 2052 Andrew Moore
- 2053 Christian Donahue
- 2054 Cadyn Grenier

**Bert Babb Sr.**

**Scholarship**

*Periodically awarded to a deserving Oregon State player. The scholarship is given in honor of the late Bert Babb Sr., a former Oregon State pitcher.*

- 1972-73 Cory Kerwood
- 1973-74 Gail Meier
- 1974-75 Dave Gassaway
- 1975-76 Jerry Miller
- 1978-79 Robert Webster
- 1979-80 Steve Lyons
- 1981-82 Mark Allen
- 1982-83 Jeff Reece
- 1983-84 Rich Duke
- 1984-85 Scott Klug
- 1986-87 Keith Krafve
- 1990-91 Paul Sanders
- 1991-92 Mason Smith
- 1992-93 Jeff Post
- 1993-94 Mason Smith
- 1994-95 Kevin Hooker
- 1995-96 Kevin Hooker
- 1996-97 Ryan McDonald
- 1997-98 Rob Colley
- 1998-99 Rob Colley
- 1999-00 Jake Quiring
- 2000-01 Jake Quiring
- 2001-02 Jake Quiring
- 2002-03 Jake Quiring
- 2003-04 Jake Quiring
- 2004-05 Jacoby Ellsbury
- 2005-06 Ryan Gipson
- 2006-07 Jason Ogata
- 2007-08 Jason Ogata
- 2008-09 Mike Chiarelli
- 2009-10 Andrew Susac
- 2010-11 Tyler Smith
- 2011-12 Michael Conforto
- 2012-13 Michael Conforto
- 2013-14 Andrew Moore
- 2014-15 Christian Donahue
- 2015-16 Cadyn Grenier



**A**

Acosta, Luke.....	2011
Adams, Verdell.....	1972
Akers, Leon.....	1950
Akina, Jason.....	1992-93
Allen, Mark.....	1982-83
Amacher, Harry.....	1942
Ammon, Erik.....	2006-08
Anderson, Aaron.....	1988, 90-92
Anderson, Al.....	1948
Anderson, Bret.....	1989-92
Anderson, Danny.....	2005
Anderson, David.....	1990-92
Anderson, Jack.....	2015-17
Anderson, Kenny.....	2002-03
Anderson, Scott.....	1976-77
Anderson, Scott.....	1981-84
Anderson, Travis.....	2010
Anhorn, Bill.....	1962
Antone, Doug.....	1973
Apa, Tom.....	1972-74
Armstrong, Andy.....	2017
Aselton, Kyle.....	2004
Atwood, Andy.....	2016-17
Atwood, Derek.....	1987-88
Atwood, James.....	2000
Ayers, Stacey.....	1991
Ayo, Keke.....	1983-84

**B**

Babb, Bert.....	1920-22
Backen, David.....	1978-81
Backman, Mike.....	1975
Baechtel, Richard.....	1932
Bagley, Orlo.....	1928
Bailey, Brian.....	1960-62
Bailey, Kenneth.....	1973-74
Bailey, King.....	1931
Bailie, Matt.....	1995-98
Baker, Gary.....	1959-61
Baker, Loris.....	1924-26
Baldwin, Andy.....	2003-04
Baldwin, J.D.....	1915-16,18
Ball, Wayne.....	1987-88
Ballard, Rod.....	1929-30
Baltus, Tim.....	1978
Banholzer, John.....	1988-89
Barden, Brian.....	2000-02
Barnes, Lute.....	1967-69
Barnes, Ryan.....	2010-13
Barnett, Jeff.....	1991
Barney, Darwin.....	2005-07
Barry, Pat.....	1975-78
Bates, Garrett.....	1998-99
Bauer, Clay.....	2013, 15
Bauer, Wayne.....	1931
Baylis, Cole.....	2011-12
Beall, Bob.....	1968-70
Beall, Jim.....	1970-72
Beard, Jeremy.....	1994-95
Beatty, Mel.....	1934-35
Beaty, Jesse.....	1907-08
Beck, Gary.....	1972-75
Bedford, Don.....	1948
Belding, Philip.....	2014
Bell, Carter.....	2009-11
Bell, Thurman.....	1964-66
Belleville, Bergan.....	1927-29
Benson, Cleve.....	1967, 69
Berberet, Parker.....	2010-11
Berg, Bud.....	1950, 52
Bergstrom, Bob.....	1934-36
Berke, Scotty.....	2007
Berremann, Bob.....	1958-59
Bertrand, Ben.....	1997-98
Besaw, Alex.....	2008
Bettendorf, Jerome.....	1955-56
Beverley, Kyle.....	2009
Biancone, John.....	1931-33
Biles, Chris.....	2000-03
Bilyeu, H.....	1907-08
Bishop, Bob.....	1979-82
Black, Todd.....	1994

**C**

Blackburn, Stan.....	1976
Bland, Darren.....	1995
Boire, Mike.....	1996-99
Boley, Ron.....	1966
Bonney, Bob.....	1938-40
Bonser, Bill.....	1965-67
Boone, Art.....	1923
Booser, Cam.....	2011
Booth, Claude.....	1921-22,26
Booth, Willard.....	1936
Boultinghouse, Harvey.....	1928-30
Bouton, Red.....	1927
Bowen, Jack.....	1956-57
Bowen, Ken.....	1984-87
Bowen, Tom.....	1956-58
Bower, Don.....	1943, 46-47
Bowman, James.....	1997
Boyd, Jeffrey.....	1978
Boyd, Logan.....	2008-09
Boyd, Matt.....	2010-13
Bradley, Ken.....	1940
Bradshaw, Kim.....	1957-59
Bratt, Jason.....	1989-91
Brauning, Jeff.....	1988-89
Brem, Bailey.....	1951-53
Britton, Jordan.....	2016-17
Brockner, Cole.....	2012-13
Bronson, Jason.....	1997-98
Brown, Al.....	1930-31
Brown, Reed.....	2005, 07-08
Brown, Vic.....	1942-43
Brundage, Dave.....	1984-86
Brundage, Jim.....	1986-87
Bryant, Tony.....	2010-13
Buck, Dallas.....	2004-06
Budrow, Brian.....	2006-07
Buehler, Knute.....	1983-85
Buehler, Larry.....	1973
Buob, Bobby.....	1952-55
Burke, Jamie.....	1992-93
Burns, Wayne.....	1971-73
Burton, Ed.....	1946
Busik, Chad.....	1990, 92

Calderon, Tony.....	2003-04
Callan, Bill.....	1933-34
Calvin, Todd.....	1983-84
Campbell, Will.....	2008
Campos, Chris.....	2004-05
Canham, Mitch.....	2004-07
Capka, Ted.....	1942
Card, Bryn.....	2007
Carpenter, Ken.....	1949
Carroll, Emil.....	1909-10
Carroll, Jason.....	1990-92
Carter, Josh.....	1999-2001
Cary, Elliott.....	2015, 17
Casey, Brett.....	2007-09
Casper, Jerad.....	2013-14
Cate, Jack.....	1931
Cave, Jim.....	1972-73
Ceasar, Lestee.....	1984-87
Cecil, Don.....	1943, 46
Cecil, Dorwood.....	1946
Chamberlain, Tom.....	1975-77
Champion, Jim.....	1992-94
Chapman, Kirk.....	1962, 64
Charbonneau, Joe.....	1973-75
Chatterton, Lloyd.....	1937
Checketts, Andrew.....	1996-98
Church, Scotland.....	2015-16
Chiarelli, Mike.....	2009
Child, Dan.....	2011-13
Christianson, Bob.....	1948-50
Christman, Scott.....	1991-93
Churchill, Robert.....	1943, 47
Clardy, Caylen.....	2014
Clark, Gabe.....	2013-15
Clark, Noel.....	2003
Clark, Steve.....	1962-64
Clarke, Jim.....	1932-34
Cleveland, Andy.....	1964-65
Cloud, Marty.....	1983
Clow, Craig.....	1987

Cloyes, Bill.....	1927-29
Coleman, Ed.....	1924
Coleman, Jackson.....	2000
Coleman, Ralph Sr.....	1918
Coleman, Ralph Jr.....	1954
Colley, Rob.....	1998-99
Collins, John.....	1980-81
Conforto, Michael.....	2012-14
Conkling, Earl.....	1935-37
Conley, Greg.....	1998
Conrad, Brian.....	1982-83
Conyers, Kit.....	1916
Cook, B.R.....	1997-99
Cooper, Harry.....	1910-12
Cooper, Roy.....	1908
Copeland, Stephen.....	2000-03
Cowan, Justin.....	1997
Cramer, Bob.....	1978
Cramer, Fred.....	1936
Crary, Morrill.....	1963-65
Craske, Don.....	1980
Creider, Ed.....	1935-37
Creighton, Tom.....	2002
Crews, Wren.....	1907-10
Criner, Leon.....	1959, 61
Critser, Roy.....	1959-60
Cronin, Joe.....	1932
Crow, Steve.....	1967-69
Crownover, Tim.....	1978
Cuckovich, Mel.....	1971-73
Culver, Benjamin.....	1912-14
Cunningham, Dan.....	1971-73

**D**

Daniels, Curt.....	1970
Daniels, Tom.....	1984-86
Darnell.....	1912
Daron, Pat.....	1974
Daulton, Ron.....	1984-86
Davis, Curtis.....	1998-2001
Davis, Dylan.....	2012-14
Davis, Wilbur.....	1909
Day, Beau.....	2013
Day, Bruce.....	1960-61
Dazey, Eric.....	1986, 88
Dean, Jay.....	1952-55
Demorest, Harry.....	1961-63
Derryberry, Jeff.....	1994-95
Dettman, Ryan.....	2012
Dixon, John.....	1993-95
Dockery, Bud.....	1934-36
Dodge, Rich.....	1974-77
Donahue, Christian.....	2015-17
Donaly, Lance.....	1986-89
Dooley, Ed.....	1937
Doolittle, Harold.....	1915-16
Doupe, Paul.....	1969-70
Doyle, Jeff.....	1975-77
Drahn, Rob.....	1974-76
Droscher, Jerry.....	1958-60
Dryden, Tim.....	1999-2000
Duarte, Pedro.....	1912
Duerr, Brian.....	1998-99
Duffy, Mike.....	1921-23
Duford, Dave.....	1987-88
Duke, Adam.....	2011
Duke, Randy.....	1986-88
Duke, Rich.....	1984-87
Dunatov, Jordan.....	2012
Dunn, Ryan.....	2011-12
Dunning, Kyle.....	1980-81
Durdan, Don.....	1941-42
Duren, Russ.....	1987
Durrie, Harry.....	1972-75
Dwyer, Anthony.....	1925-26
Dyer, Ron.....	1979-81

**E**

Eckert, Travis.....	2015-16
Eden, Chandler.....	2014
Edwards, Kevin.....	1986
Efrainson, Tim.....	1994-95

Ehinger, Yoshi.....	1997
Eisert, Brandon.....	1997
Ekstrom, Mike.....	2002-03
Elliott, Glenn.....	1940-42
Ellsbury, Jacoby.....	2003-05
Emigh, Elmer.....	1931
Endicott, Steve.....	1970
Engelbrekt, Max.....	2013-14, 2016-17
Erickson, Gil.....	1932
Erickson, Rick.....	1949-50
Escallier, Arthur.....	1924-26
Esposito, Nate.....	2012-14
Evans, Jackson.....	2008
Exley, Jerry.....	1954-56

**F**

Fajer, Cameron.....	1988
Falk, Jim.....	1962
Farra, Duke.....	1925
Faurie, Pete.....	1924-26
Fawcett, Don.....	1950
Fehmel, Bryce.....	2016-17
Fenger, Arnold.....	1937-39
Fielding, Matt.....	2012
Finch, Howard.....	1985-86
Fishback, Mason.....	2014
Fisk, Chuck.....	1952-55
Flemer, Kevin.....	2014-15
Flynn, Rob.....	1978-79
Fogle, Nate.....	2005
Folsom, Rob.....	2005, 2008-10
Fonnesbeck, Gary.....	1986
Ford, Richard.....	1926-27
Fors, Felix.....	1924-26
Forsch, Ken.....	1967-68
Fortier, Bud.....	1947
Foster, Kyle.....	2008-09
Fox, Mak.....	2014-15
Frahler, Andy.....	1943
Francis, Robert.....	1908
Frazer, Bill.....	1943
Frederick, Johnny.....	1955
Freeman, Clay.....	1909
French, Bruce.....	1983-84
Fry, Jace.....	2012-14
Fryer, Carl.....	1913-15
Funk, Arnold.....	1916

**G**

Gallagher, Fred.....	1947
Gallagher, Shane.....	1982-83
Galloway, DeWaine.....	1943
Gamblee, Dave.....	1957
Gambrell, Grant.....	2017
Ganter, Bryan.....	1984-87
Garber, Richard.....	1922-23, 25
Garcia, Josh.....	2002
Garner, Ron.....	1971-74
Gassaway, Bill.....	1979-82
Gassaway, Dave.....	1977
Gaviglio, Sam.....	2009-11
Gee, Dennis.....	1972
Gentz, Keith.....	1970-71
George, Drew.....	2007-08
Gerber, Joe.....	1997-2000
Gianotti, Mike.....	1977-78
Gibbs, Blake.....	2009-10
Gill, Levi.....	2001
Gill, Whitney.....	1919-21
Gillespie, Cole.....	2004-06
Gillette, Joe.....	2015-16
Gipson, Ryan.....	2005-06
Gits, Mike.....	1999
Glaistry, Harold.....	1913
Gleason, Tim.....	1968-69
Goble, Roy.....	1913-16
Goedhard, Alex.....	1952
Gonzalez, Ramon.....	1974-75
Gonzalez, Rick.....	1977-78
Goodbrod, Pete.....	1950-52
Goodell, Ryan.....	1969-70
Gordon, Max.....	2011-13
Gordon, Zach.....	2000-01
Gorman, Mike.....	1979-82

Gorton, Ryan	2009-12
Gott, Rod	1999-2000
Graham, Tyler	2003-06
Gray, Joe	1936, 38
Grayson, Buck	1929-31
Grbavac, Mark	2006-09
Gregg, Mitch	1995-96
Grenier, Cadyn	2016-17
Gressler, Todd	1987-88
Gretler, Michael	2015-17
Groce, Jack	1912-13
Grove, Jim	1979-82
Guidotti, Al	1954-56
Gunderson, Kevin	2004-06
Gunderson, Matt	1996
Gurley, Wayne	1918-19
Gustafson, Carl	1947-49

**H**

Hafenfeld, Bernard	1926-27, 29
Hahn, Brent	1989
Hamilton, Caleb	2014-16
Hamilton, Gary	1983-86
Hammer, Kenneth	1928, 31
Hansen, Gene	1947
Hansen, Paul	1998-2000
Hardie, Tim	1993
Hardin, Scott	1994-95
Harle, Warren	1957
Harper, Rich	1975-78
Harper, Bill	1948-50
Harrison, KJ	2015-17
Hartman, Tex	1919-21
Hartley, Eugene	1925-26
Hass, Mike	2004
Haugen, Troy	1987-89
Hayes, Brandon	2008-10
Hayes, Danny	2010-13
Hayes, Kevin	1978
Hays, Craig	1999-2002
Hays, Stan	1953
Hayward, Dave	1961-63
Hearing, Mike	1979
Hedges, Drew	1997-2000
Heimlich, Luke	2015-17
Heinrich, Ryan	1993-94
Helbig, Dwane	1952
Hellar, Derek	1985
Hendrix, Jeff	2013-15
Heniges, David	1966
Henkle, Lynn	1911
Henzel, Dick	1929-31
Hernandez, Matt	2004
Heyden, Derek	1987-89
Hibbard, George	1933-35
Hickey, Mitch	2015-17
Hilliard, Gene	1961-63
Hilts, Ryan	1996
Hobbs, Tom	1964-66
Hodgens, Blain	1927
Holbrook, Rob	1979-82
Hollenbeck, Bob	1934
Holmquist, Dewey	1922-23
Hooker, Kevin	1991-93, 95
Hopkins, Chris	2007-08
Hopkins, Jeff	1989-90
Hopp, Don	1952
Horton, Mervin	1909-10
Houck, Cub	1951-52
Houdek, Otto	1937-38
Housely, Scott	1977
Howard, Josh	2001
Howard, Kelly	1978
Howard, Michael	2014-15
Howell, Ryan	2012-13
Hubbard, Clyde	1918-21
Hudson, Will	2000-02
Hughes, Emmet	1920-21
Hughes, Harley	1924
Hughes, Henry	1932
Hulstrom, Bryce	1984-86
Humphrey, Jack	1966-67
Hunsinger, Al	1980-81
Hunt, Tom	1955-57
Hunter, Randy	1991-93

Hutt, Lester	1912-15
Hurley, Kim	1975-76

**I**

Ice, Logan	2014-16
Ingram, Bryan	1999-2001
Ira, Cecil	1961-63

**J**

Jackson, Brandon	2013-14
Jackson, Bruce	1972-74
Jackson, Mark	2003
Jackson, Stephen	1995-96
James, Dan	2014
Jansen, Joey	2013, 15
Jarmon, Hunter	2014
Jarvis, Andy	2000-03
Jarvis, Jim	1964-65
Jenkins, Andy	2004-05
Jenks, James	1926-27
Jenks, James	1953
Jennette, Keith	2010
Jensen, Karl	1931-33
Johnson, Art	1924-25
Johnson, Ben	1989-89
Johnson, Chris	1968-69
Johnson, Don	1932
Johnson, Jerry	1968-70
Johnson, Ken	1943
Johnson, Lindsey	1981-84
Johnson, Syl	1955, 57
Johnson, Thad	2000-01
Johnston, Danny	1951-53
Johnston, Dean	1936
Johnston, Paul	1941
Jones, Dylan	2010-11
Jones, James	1976-77
Jones, Johnny	1976-77
Jones, Preston	2017
Jones, Tom	1966-68
Joslyn, Kevin	2004-05
Jurgenson, Greg	1972-74

**K**

Kahalehoe, Koa	2006-09
Kaiser, Bob	1965-67
Kaleikilo, Chris	1990
Kalibak, William	1936-37
Kappel, Rudy	1937
Kasberger, Joe	1920-22
Keck, Mike	1970
Keck, Walter	1909-11
Keema, Bud	1931-33
Keene, Lawrence	1909-11
Keene, Spec	1919-21
Keema, Bud	1931-33
Keim, Greg	2006-07
Keitzman, Blake	2007-08
Keller, Josh	2007-08
Kelly, Austin	2016
Keudell, Ron	1982
Keyes, Kavin	2011-14
Kidd, Brad	2008-09
King, Billy	2014-16
Kirchem, Herb	1979
Kirchner, Walt	1943, 47-48
Kissner, Tim	1993-94
Kline, Ty	2002-03
Klug, Scott	1985-86
Kluss, Dennis	1986
Knight, Brooke	1992-94
Knotts, Aaron	1995
Kohler, Dick	1946-48
Kolkowski, Bruno	1934-35
Koller, Jon	2003, 05-06
Krafve, Keith	1983-86
Krafve, Ralph	1950-51
Kramien, Lionel	1922
Krueger, Dutch	1918
Kruger, Pete	1947
Kunda, Chris	2003-06
Kunz, Eddie	2005-07
Kwan, Steven	2016-17

**L**

Lake, Rob	1997
Lakowske, Joey	2007
Lambert, Tim	1985-88
Landrum, Ken	1974-75
Lankow, Geof	1966
Larnach, Trevor	2016-17
Larson, Barry	1993-94
Laybourn, Greg	2006
Lebeck, Greg	1969-71
Leberge, Kevin	1975-76
Lechelt, Lonnie	2005-08
Ledbetter, Todd	1988-89
Ledesma, Joey	2005
Lee, Terry	1968-70
Lehrer, Al	1962-63
Lennerton, Jordan	2007-08
Leone, Mike	1996-97
Leovich, John	1940
Lewis, Fred	1938-39
Lipe, Ryan	1995-98
Lissman, Mike	2004-07
Lodell, Carl	1918-20
Loffer, Jesse	1940
Logan, John	1926, 28
Long, Dave	1962-63
Looff, Hans	1913-16
Looney, H.B.	1908
Lotti, Logan	2009
Lovejoy, Dan	1955-57
Lovinger, Eric	1992, 94-96
Luby, Dan	1957-59
Lucas, Ron	1965-67
Lund, Dane	2015
Lundberg, Roy	1932
Lunde, Ray	1958-60
Luster, Corey	1990-92
Lyons, Steve	1979-81

**M**

MacRae, Elwin	1941-42
Mack, Joe	1930-32
Mack, John	1943, 47-49
Maddux, Walt	1983-84
Madrigal, Nick	2016-17
Mallinak, Mel	1985-86
Malloy, Marc	1991, 94-95
Malone, Tyler	2017
Maple, Howard	1927-29
Marrett, Charles	1928
Markham, Terry	1964-65
Marquardt, A.J.	1993-94
Marsden, Wallace	1933
Martin, Bob	1970
Martinek, Christian	2016
Martinez, Bill	1974-77
Martinez, Paul	2013
Masewicz, Brian	1995-96
Mason, Don	1969
Mason, Ellis	1937-38
Mason, Grimm	1958-59, 61
Mathews, Aaron	2002-04
Mathews, Joey	2012-13
Maxwell, Anton	2005-07
McBride, Jason	2001-02
McCarthy, Craig	1990-91
McCluskey, Bill	1942-43
McCormick, Jake	2004-07
McCowan, Joel	1972-74
McDonald, Ryan	1996-97
McEwan, Jim	1935
McFadden, Dave	1957
McFeely, Shea	2004-06
McGrew, Ben	2002
McKenna, Hugh	1921-23
McKennon, Russell	1928, 30-31
McKinney, Earl	1938-39
McLemore, Mark	2000-02
McMullen, Ian	2002-03
McNair, Bob	1978-80
McMillan, Anthony	1913
Meier, Gail	1973-76
Meiwes, Pat	1991-92, 94-95

**M**

Mellinger, Brad	2003
Mencas, Val	1995, 97-98
Mendazona, George	2017
Mendenhall, Frank	1922
Merrill, Zadoc	1974-76
Merryman, Art	1936-37
Messman, Joe	1997
Mets, Ryan	2015
Meyer, Bill	1937-39
Mildenberg, Tyler	2014-15
Miller, Cecil	1919-21
Miller, Doug	1970-72
Miller, Jerry	1976-78
Miller, Michael	2008-11
Mitchell, Jed	1999, 2001
Mitola, Dan	1933-35
Mohler, Lynn	1955
Montgomery, Sam	2012
Mooney, Bryce	2008
Moore, Andrew	2013-15
Moore, C.L.	1907
Moore, Gary	1958-60
Moore, Harry	1908
Moore, Jeff	1987-88
Moore, Otto	1908-11
Moreland, Julius	1913-14
Morgan, Walter	1914-16
Morrison, Scott	1992-95
Morrison, Trevor	2014-16
Mouw, Rob	1987-88
Moye, Rene	1959
Muench, Gregg	1982-83
Mulholland, Jake	2017
Munich, Billy	2003-05
Murray, C.S.	1907
Myers, Jason	1993-94
Myers, Jeffrey	1982-84
Myhre, Joe	1974-75

**N**

Nash, Garrett	2008, 2011
Naylor, Mike	1970
Neal, Travis	1983-84
Negri, Frank	1957
Neitzel, R.A.	1988-90
Nelson, Ed	1950-52
Nelson, Scott	2003-05
Newell, Mark	1996-97, 99-2000
Newman, Chris	1980, 83
Nicholson, Scott	2000-01
Nickerson, Jonah	2004-06
Nielson, Ken	1989
Nightengale, Fred	1929-30
Niles, Mark	1979
Nobach, Kyle	2015-16
Noble, Ken	1975-78
Noel, John	1971-74
Noonan, Val	1921-23
Norris, Jared	2009-11
Nygren, James	2008-11

**O**

O'Neill, Dan	1982-84
Oberst, Ray	1943, 47-48
Oerding, Bill	1959-61
Opata, Jason	2007-08
Ogilphant, Jeff	1981
Olsen, E.C.	1918
Olson, Steve	1963
Orell, Bernard	1937-38
Ortiz, Ryan	2007-09
Osich, Josh	2008-09, 2011
Ostmo, Erik	1989-90
Otis, Jeff	1986-89

**P**

Pacziesniak, Mark	1971
Paine, Fred	1957
Painton, Tyler	2013-14
Palfrey, Ernest	1919-20, 22
Parisotto, John	1966

Parkinson, Robert	1923
Parnow, Eric	2016
Paterson, Joe	2006-07
Patterson, Leonard	1938-39
Paul, Mike	1974, 76-77
Paul, Tommy	2016-17
Paust, Ashley	1928
Payne, Chris	1985-88
Pearce, Lowell	1955-56, 58
Pearson, Dan	1978-79
Pearson, John	1971
Peavey, Greg	2008-10
Pederson, Doug	1941-42
Pederson, Twink	1956-58
Pegnam, John	1993
Pendergrass, F.R.	1907
Pendley, Nathan	2003-04
Pennell, Lee	1929-31
Percell, Brody	1995-98
Perry, Glen	1922-24
Perry, Tony	1969-70
Peters, Frank	1963-64
Peters, Norm	1940-42
Petersen, Larry	1960-62
Peterson, Andy	2013-14
Peterson, Robert	1932
Petrella, Albert	1938
Petroni, Carlo	1959-61
Phillips, Jim	1956, 58
Phillips, Lige	1909, 12
Piesker, Jarak	1979-80
Pietsch, Seth	2001-03
Pine, Chris	1996-98
Pinion, Jack	1954
Pinion, Paul	1989
Plante, Rich	1974
Plato, Bruce	1977-78
Poff, Ray	1908-11
Pomeranke, Gary	1972-73
Pomeroy, John	2014-16
Post, Jeff	1989-92
Postlewait, Jake	2001-04
Powell, James	1967-69
Poyer, Jordan	2011
Preston, Edward	1918
Preston, Robin	1972
Priseman, Casey	2005-06

**Q**

Quayle, Billy	1927-29
Quesinberry, Bob	1949
Quinn, Robert	1924-25
Quiring, Andy	2010
Quiring, Jake	2002-03

**R**

Rainwater, Travis	1999
Ranstad, Hal	1998-99
Rasmussen, Boyd	1933-35
Rasmussen, Drew	2015-17
Reardon	1919
Recuenco, Rob	2003
Reece, Jeff	1981-83
Reed, Clifford	1910-11
Reinking, Ed	1960
Remmell, Art	1928
Renault, Nick	2000
Renne, Steve	1967-70
Reser, Zack	2012-15
Reyes, Jorge	2007-09
Reynolds, Kerisi	2001-03
Rhoderick, Kevin	2008-10
Rice, Lance	1985-88
Rich, Larry	1968-70
Richards, Harry	1946-49
Richie, Paul	2001-04
Richter, Gary	1977-79
Rickson, Carl	1918-20
Ridenour, Ryan	1988
Ridings, Red	1923-25
Rieben, George	1909-12
Riley, Mickey	1980-83
Rippey, Tom	1922-24

Rittenhouse, James	1933
Robbins, Orlie	1926
Robertson, Daniel	2008
Robles, Tanner	2008-10
Rodriguez, Carlos	2012
Rodriguez, Jake	2011-13
Roelandt, Frank	1943, 47-49
Romero, Stefan	2009-10
Rooper, John	1907-08
Rothstrom, Ray	1953-54
Rowe, Ben	2001-04
Rowe, Bill	2006
Rowe, Mike	1978
Rowe, Pete	1974-77
Rowe, Rob	1972
Rudolph, Steve	1976-79
Rudzik, Bill	1959-60
Ruggles, Jim	1952-55
Rullij, Nick	2012-14
Perry, Glen	1999
Runyon, J.R.	2002
Rushing, John	1984-85
Rutschman, Adley	2017

**S**

Sallee, Eric	1978
Sakamoto, Jeff	1999
Sanders, Jared	2002-04
Sanders, Paul	1990-91
Sanders, Scott	1988-90
Sanners, Tanner	2016
Santos, Adalberto	2009-10
Santschi, Scott	2006-07
Sauvain, Chuck	1946-49
Schader, Troy	1997-99
Scheckla, Rod	1987-88
Schimmel, Jack	1946
Schlottman, Charlie	1975-77
Schmidt, David	1994-96
Schneider, Bob	1932
Schofield, Travis	1990
Schoppe, David	1989-91
Schroeder, Chad	2004
Schulmerich, Wes	1925-27
Schultz, John	1992-94
Schultz, Scott	2011-14
Schulze, Harry	1946-47
Schwab, Arland	1938-40
Scott, Monte	1977
Seeley, Blossom	1915-16
Seibert, Emil	1919-20
Selberg, Eric	1966-67
Shade, Jack	1922
Shaffer, Mark	1987-88
Shaw, Clayton	1939-41
Shaw, James	1912-14
Shaw, Pat	1980-82
Shelton, Todd	2005
Shelton, Trent	2014-15
Shields, Ian	1990, 92
Shirtcliff, Bud	1951-53
Shoup, Tom	1968-70
Shupe, Max	2009
Siebert, Emil	1918
Sieberts, Ade	1914-16
Simons, Holly	1911
Sigrist, John	1924-26
Simas, Tom	1974-75
Simas, Warren	1942, 47
Simmons, David	1977-78
Sims, Rod	1938-40
Sinclair, Free	1914
Sipple, John	1984-86, 88
Sitton, Kraig	2008-10
Skeen, Scott	1997
Skoog, Jim	1965-67
Skriver, Larry	1971-74
Smith, Mason	1991-94
Smith, Simeon	1913-15
Smith, Steve	1981-83
Smith, Tyler	2010-13
Snelling, Allen	1992-95
Snyder, Ray	1949-50
Sogard, Alex	2007

Soller, Fred	1937-39
Solomon, Dale	2007-08
Soto, Jackson	2015
South, Veeder	1963-65
Specht, Lyle	1940-41
Sprick, Jack	1946
Stahl, Doug	1962-64
Stamps, Brian	2011
Stark, Eric	1998-2001
Starr, Taylor	2008-09, 12-13
Steele, Kurt	2003-05
Stephenson, Jack	1952, 54-55
Stevens, Pat	2001-02
Stevens, Ron	1963
Stiltner, Nick	2009-10
Stolz, Bob	1950
Stone, Bryan	2004
Stranberg, Jason	1996-98
Straub, Dennis	1962-64
Street, Andy	1923
Strode, Brett	1999
Strode, Don	1942
Strutton, Mike	1983-84
Sturgeon, Chris	1994-96
Stutes, Mike	2006-08
Stykel, Don	1998-2000
Sullivan, John	1923-25
Summerfield, Darryl	1966-68
Summers, Chris	1991
Summers, Stan	1920-21
Supple, Joe	1914, 16
Susac, Andrew	2010-11
Swango, Wayne	1964-66
Swann, Claude	1907-08
Swedberg, Steve	1971-73
Swinburnson, Tyler	1995, 97
Syerson, Dain	1982-84

**T**

Taggart, Lawrence	1922
Takami, Ralph	1937-39
Talcott, Chris	1986-88
Tanselli, Gene	1949-51
Tanselli, Lou	1979-81
Taroli, Ray	1971-74
Tasto, Dutch	1921-23
Taylor, Donald	1951
Taylor, Zak	2016-17
Tebb, Fred	1924-25
Tema, Bryan	1986-87
TenPas, Kane	2001-03
Terrell, James	1983-85
Thomas, Todd	1980-83
Thomas, John	1951-53
Thompson, Jake	2014-17
Thurman, Mike	1992-94
Tommasini, John	2008-10, 12
Torson, Jim	1928-30
Tower, Denny	1966-68
Tracey, Tom	1967-68
Trask, Rod	1964-65
Tuck, Jeff	1995-96
Turk, Joe	1911
Turpen, Daniel	2005-07
Tweedt, Sam	2015, 17

**U**

Umemoto, Robert	1972-73
Underriner, Dave	1979

**V**

Vanderbundt, Skip	1967
Vazquez, Abino	1996-97
Verburg, Mitchell	2017
Vermillion, Tyson	1996-97
Versluis, Pat	1999
Vladic, Larry	1987-88, 90-91

**W**

Wagner, Bill	1959-61
Wagner, Fred	1930

Wagner, Geoff	2005-06
Wagner, Heinie	1924
Wakeland, Chris	1995-96
Waldron, Tyler	2009-10
Walker, Larry	1958
Wallace, John	2006-09
Walters, Red	1912
Ward, Dallas	1925, 27
Ward, Thomas	1933, 35
Warren, Brent	2009-10
Watts, Brent	1993-94
Webber, Levi	2001-03
Weber, Tass	1933-34
Webster, Bob	1979-80
Wegner, Lou	1946-47, 49
Weide, Karl	1966, 69
Weimer, Elmer	1943
Weller, Theodore	1913-16
Wellman, Norb	1952-54
Wells, Braden	2007-08
West, Ken	1980-81, 83
Wetzler, Ben	2011-14
Wheeler, Todd	1981-82
Wheeling, Mark	1995
White, Don	1950-52
Whitelaw, John	1959-60
Wiggins, Dave	1970-71
Wilkinson, Riley	2012
Wilkins, Chris	2000-01
Wilkins, Steve	1975-76
Williams, William	1914-16
Williams, David	1989-92
Williams, Gene	1940, 42
Williams, Kevin	1977
Williams, Paul	2001
Williams, Quinn	1983-86
Williams, Steven	1977
Willkie, Corrie	1998-99
Wilson, Dick	1954-56
Wilson, Jim	1980-82
Wilson, Lloyd	1969-71
Wintermute, Ira	1936
Winters, Glen	1926-27
Wirth, Tim	1987
Withrow, Jim	1954
Woerner, Jack	1934-36
Wolff, Carl	1907, 11
Wong, Joey	2007-09
Wood, Carlton	1928-30
Woodard, Jack	1933
Woodard, Walter	1931-32
Woodward, Austin	2015
Woodward, Woody	1923, 25
Worthley, Norman	1935-36
Wray, Corky	2000-01
Wray, Doug	1955
Wright, Oran	1939
Wright, Willard	1938
Wynne, Richard	1924-25

**Y**

Yanzick, Zane	2013
Yonemitsu, Jon	1990-93
Younce, Earl	1937-38
Younce, Len	1940-41
Young, Richard	1923-25
Yunker, Jason	1987-88

**Z**

Zarbinsky, Ron	1957
----------------	------

**Honorary**

Halbrook, Scott	1982
-----------------	------