



OREGON STATE BASEBALL



2011 SEASON IN REVIEW

41-19 Overall

17-10 Pac-10

Table Of Contents

Oregon State Baseball 2011 Season In Review

Page	Topic
1	Oregon State Season In Review Notes
2	Oregon State Season In Review Notes
3	Oregon State Roster

The Team

Page	Topic
4	Radio/TV Roster
6	Head Coach Pat Casey
8	Associated Head Coach Marty Lees
8	Assistant Coach Pat Bailey
9	Assistant Coach Nate Yeskie
9	Support Staff
10	Career Statistics
13	Player Bios

2011 In Review

Page	Topic
26	Pac-10 In Review
27	2011 Honors
27	2011 MLB Draft Selections
28	Oregon State Game-By-Game Results
29	Oregon State Overall Statistics
30	Oregon State Pac-10 Statistics
31	Oregon State Non-Conference Statistics
32	At A Glance
33	Record By Order/Position
33	Batter Breakdown
33	Inning-By-Inning
34	Pitching Appearances
36	Lineups By Order
37	Lineups By Position
38	Team/Individual Superlatives
38	The Last Time
39	Oregon State Home Statistics
40	Oregon State Road Statistics
41	Oregon State Neutral Statistics
42	Oregon State February Statistics
43	Oregon State March Statistics
44	Oregon State April Statistics
45	Oregon State May Statistics
46	Oregon State June/Postseason Statistics
47	Oregon State Linescores
50	Updated Oregon Career Lists
51	Updated Oregon Single-Season Lists

Oregon State Postseason History

Page	Topic
52	Postseason Review
53	All-Time OSU Postseason Results
54	Oregon State Postseason Superlatives

2011 Season In Review Notes

Beavers Overall

Oregon State finished the season 41-19 overall and 17-10 in Pacific-10 Conference play. The 41 wins were the fourth-most in school history, and the 17 wins league play marked the second-most for the club since the league unified in 1999, and trailed only the 2005 club, which won 19.

Postseason Trip

Oregon State advanced to the postseason for the sixth time in the last seven years, and played in an NCAA Super Regional for the first time since 2007. OSU swept through its NCAA Regional, winning all three games for the third time in the six trips.

Postseason Wins Note

Oregon State tallied three wins in the postseason in 2011, and thanks to research by North Carolina, it is known that the team's 28 postseason wins since 2006 is tied for second-most in the nation with South Carolina, trailing only the Tar Heels. The Beavers have 33 wins in the postseason dating back to 2005, all under head coach Pat Casey.

Pac-10 Honors

Oregon State saw three players selected to the league's first team - Sam Gaviglio, Tony Bryant and Kavin Keyes. The three first-round selections are the most in a single season since the Beavers had five first teamers in 2006. Overall, OSU also had six honorable mention selections, and the nine players honored by the league is the most since OSU had 11 in 20005.

Casey Named Pac-10 Coach Of The Year

Oregon State head coach Pat Casey guided the club to a second-place finish in the Pac-10 despite the fact the Beavers were voted to finish eighth in the preseason. For that, Casey was named the Pac-10 Coach of the Year for the third time. He was also named the league's top coach in 2005 and 2006.

Gaviglio An All-American

Junior right-hander Sam Gaviglio became the program's 20th all-time All-American when he was selected to the Louisville Slugger (Collegiate Baseball) All-America second-team. He went 12-3 in 2011, tying for the fourth-most wins in a single-season at Oregon State. OSU's last All-American prior to Gaviglio was Mitch Canham in 2007. Pat Casey has now coached 10 All-Americans while at Oregon State.

Six Players Of The Week Honors

Five different Beavers were honored by the Pac-10 a total of six times throughout the regular season, the most for OSU in a season since 1998, a year before the league unified. Sam Gaviglio was named Pac-10 Pitcher of the Week twice, giving him three for his career, which ties him for fourth-most in program history. Josh Osich was also named Pac-10 Pitcher of the Week, while Andrew Susac, Kavin Keyes and Ryan Dunn were named Pac-10 Players of the Week.

Two Big Win Streaks

The Beavers posted two win streaks of 10 or more games in the same season for the first time in program history. OSU won 12 straight from Feb. 27 through March 19, tying the longest such streak under head coach Pat Casey. They also went on an 11-gamer from April 2 to April 22. The second streak came after losing an 18-0 contest at Arizona to start Pac-10 play.

NCAA Regional Guide Credits

The 2011 Oregon State University Season In Review was designed, written, and produced by Hank Hager of the Oregon State Athletic Communications Office. The cover photograph was taken by Hank Hager in the Oregon State Athletic Communications Office.

Oregon State Facts

Location	Corvallis, Oregon
Enrollment	23,761
Founded	1868
President	Dr. Edward Ray
Athletic director	Bob De Carolis
Colors	Orange and black
Nickname	Beavers
Affiliation	NCAA Division I
Conference	Pacific-10
University website	www.oregonstate.edu
Athletics website	www.osubeavers.com

Baseball

Head coach	Pat Casey (17th year)
Record at OSU	578-356-4 (17 years)
Career record	749-469-5 (24 years)
Associate Head Coach	Marty Lees (10th year)
Assistant Coaches	Pat Bailey (4th year) Nate Yeskie (3rd year)
Director of operations	Ron Northcutt
Athletic Trainer	Josh Therrien
Strength & Conditioning Coach	Tim Rabas

2010 Season

2010 overall record	32-24
Home record	21-11
Road record	7-11
Neutral record	4-2
2010 Pacific-10 record	12-15 (T-7th place)
Lettermen returning/lost	14/16
Position players	8/10
Pitchers	6/6
Starters returning/lost	6/3
All-conference returning/lost	0/2
All-Americans returning/lost	0/0
First varsity season	1907
All-time record	2,051-1,345-15

Goss Stadium At Coleman Field

Ballpark	Goss Stadium at Coleman Field
Opened (capacity)	1907 (3,248)

Athletic Communications

Baseball contact	Hank Hager
Hager office phone	(541) 737-7472
Hager cell phone	(541) 230-0611
Hager e-mail	hank.hager@oregonstate.edu
Athletic communications director	Steve Fenk
Assistant Directors	Jason Amberg, Shawn Schoeffler, Melody Stockwell
Assistant	Ryan McCall
Office switchboard	(541) 737-3720
Office fax	(541) 737-3072

Radio

Radio	Beaver Sports Network
Flagship Stations	KEJO 1240-AM (Corvallis) KPAM 860 (Portland)
	Beaver Nation Online (osubeavers.com)
Primary Play-By-Play	Mike Parker

2011 Oregon State Season In Review Notes

Against The Postseason Field

Oregon State went 16-8 against teams in the 2011 NCAA postseason field, and 13-6 in the regular season. OSU was 10-2 against Pac-10 foes that made it to the field of 64.

Pac-10 Note

The Beavers' 17 victories in Pac-10 play was the second-most by an OSU squad since the league unified in 1999, trailing only the 2005 team which had 19 wins. The Beavers finished in second place in league play, and held the top spot in the Pac-10 for 19 of 27 possible Pac-10 dates.

Attendance Note

OSU finished 29th nationally with an average attendance of 2,285, which is second only to No. 20 Arizona State and third amongst teams west of Texas (Hawaii was 17th). The Beavers set single-season school records for average attendance and most fans total at Goss Stadium (68,558).

Playing At Goss Stadium

The Beavers went 23-7 at Goss Stadium during the 2011 season, and the 23 victories is the third-most in a single-season at home for OSU, trailing only 2005 (26) and 2007 (27). The 23 wins is the fourth time OSU has reached the 20-win plateau, and the 30 games overall marked the fourth-most played at home.

Kavin Keyes, Freshman All-America

Kavin Keyes became the fourth Beaver with a Freshman All-America honor in as many years when he was named by Louisville Slugger. He led the Beavers with four hit streaks of more than five games, including a 14-gamer from March 23 through April 17 that tied Andrew Susac for the longest on the team.

Draft Notes

Oregon State had eight players selected in the 2011 MLB First-Year Player Draft, tying the 2007 and 2010 clubs for the most in a year. OSU had three players taken in the first nine 10 rounds - Andrew Susac, Sam Gaviglio and Josh Osich - giving the Beavers nine such selections over the past two years. OSU has had at least one player selected in the draft every year since 1993, a span of 19 years.

Some Key Feats For The Beavers In 2011

Oregon State had some great successes in 2011, with three standing out significantly. Josh Osich threw the program's first complete-game no-hitter since 1947 when he no-hit UCLA in Los Angeles on April 30. Ryan Dunn hit for the cycle against Portland on May 10, which was the second in the team history. To top it off, Sam Gaviglio held opponents scoreless for 41 2/3 innings through the first month-and-a-half of the season, coming up less than six innings shy of tying the NCAA single-season record.

An ERA Drop

The Beavers posted their lowest team ERA since 2005 (3.06) when finishing at 3.14 this season. The 3.14 ERA is the second-lowest since the 1979 club finished at 2.96. Tony Bryant (fifth, 1.52) and Matt Boyd (seventh, 1.57) both finished in the top in individual ERA for a season at OSU.

An Obscure Pitching Note

Not only did the Beavers' staff ERA go down, so did the pitcher's number of errors. The team's pitchers committed two errors in 2011, down from 12 in 2010. The team's staff had a fielder's percentage of .986 in 2011 (two errors in 147 chances), compared to .903 in 2010 (12 errors in 124 chances).

Gaviglio In The Top 10

Sam Gaviglio had an outstanding 2011 season, finishing with 12 wins, which ties him for fourth-most in a season at OSU. He also had 116 strikeouts (sixth), 120 2/3 innings (tied for eighth) and two shutouts (tied for ninth). Tony Bryant joined Gaviglio in the top 10 lists in the aforementioned ERA and 12 saves (tied for third).

Walks And Saves

The Beavers are set to lead the Pac-10 in walks for the first time since 2007 as OSU tallied 258 during the regular season, with UCLA (221) No. 2. The Beavers will also end the year with the league lead in saves at 19, marking the fourth time in seven seasons OSU will lead that stat.

Catching Note

OSU had 35 steal attempts against, the least by any Pac-10 team. OSU's catchers threw out 18 of the steal attempts, for a 51.4 percentage. OSU was the only Pac-10 team to throw out better than 50 percent.

2011 Oregon State Roster

Coaches And Support Staff

5	Pat Casey	Head Coach (17th year)
7	Marty Lees	Associate Head Coach (10th year)
27	Pat Bailey	Assistant Coach (4th year)
21	Nate Yeskie	Assistant Coach (3rd year)
34	Ryan Gipson	Undergraduate Assistant Coach

Ron Northcutt	Director of Operations
Josh Therrien	Athletic Trainer
Tim Rabas	Strength & Conditioning Coach
Peyton Gastellum	Manager
Kurt Lupinski	Manager
Brian Richardson	Manager

No.	Pitchers (16)	Pos.	B/T	Yr.	Ht.	Wt.	Hometown	Previous School
20	Baylis, Cole	RHP	R/R	Fr.	6'7"	205	Los Altos, Calif.	St. Francis
11	Booser, Cam	LHP	L/L	Fr.	6'3"	215	Milton, Wash.	Fife
31	Boyd, Matt	LHP-IF	L/L	So.	6'3"	215	Mercer Island, Wash.	Eastside Catholic
36	Bryant, Tony	RHP	R/R	So.	6'7"	210	Kennewick, Wash.	Kennewick
41	Child, Dan	RHP	R/R	Fr.	6'4"	225	Rocklin, Calif.	Jesuit
23	Duke, Adam	RHP	R/R	Fr.	6'1"	185	Spanish Fork, Utah	Spanish Fork
32	Gaviglio, Sam	RHP	R/R	Jr.	6'1"	195	Ashland, Ore.	Ashland
16	Gorton, Ryan	RHP	R/R	Jr.	6'2"	205	Tigard, Ore.	Tigard
35	Jones, Dylan	LHP-IF	L/L	Sr.	6'2"	210	Aloha, Ore.	Aloha/Mount Hood CC
15	Nygren, James	RHP	R/R	Sr.	6'1"	195	Klamath Falls, Ore.	Henley
22	Osich, Josh	LHP	L/L	RJr.	6'3"	225	Boise, Idaho	Bishop Kelly
24	Schultz, Scott	RHP	R/R	Fr.	6'2"	200	Gig Harbor, Wash.	Gig Harbor
30	Sidhu, Harmen	RHP	R/R	Jr.	5'11"	185	Pleasant Hill, Calif.	College Park/Diablo Valley College
26	Starr, Taylor	RHP	R/R	RJr.	6'2"	210	Longview, Wash.	Kelso
28	Wetzler, Ben	LHP	L/L	Fr.	6'1"	195	Clackamas, Ore.	Clackamas
25	Zarosinski, Tom	RHP	R/R	Fr.	6'0"	210	Lake Oswego, Ore.	Lake Oswego

No.	Catchers (2)	Pos.	B/T	Yr.	Ht.	Wt.	Hometown	Previous School
8	Berberet, Parker	C	R/R	Sr.	6'3"	205	Yorba Linda, Calif.	Esperanza/Cypress College
10	Susac, Andrew	C	R/R	So.	6'1"	205	Roseville, Calif.	Jesuit

No.	Infielders (8)	Pos.	B/T	Yr.	Ht.	Wt.	Hometown	Previous School
18	Acosta, Luke	IF	R/R	Jr.	5'9"	180	Lafayette, La.	Lafayette/Hutchinson CC
2	Bell, Carter	IF	R/R	Jr.	6'0"	200	Courtenay, B.C.	Vanier Secondary School
19	Defazio, Brandon	IF-OF	R/R	Fr.	6'0"	185	Pleasanton, Calif.	Foothill
38	Dunn, Ryan	IF	R/R	Jr.	5'10"	175	Bend, Ore.	Esperanza/Orange Coast College
9	Hayes, Danny	IF	L/R	So.	6'4"	205	Rancho Murieta, Calif.	Jesuit
3	Keyes, Kavin	IF	S/R	Fr.	6'0"	190	Sandy, Utah	Alta
13	Rodriguez, Jake	IF-C	R/R	Fr.	5'8"	190	Elk Grove, Calif.	Elk Grove
1	Smith, Tyler	IF	R/R	So.	6'0"	185	Thousand Oaks, Calif.	Thousand Oaks

No.	Outfielders (9)	Pos.	B/T	Yr.	Ht.	Wt.	Hometown	Previous School
33	Barnes, Ryan	OF	R/R	So.	5'11"	195	West Linn, Ore.	West Linn
40	Gordon, Max	OF	L/L	So.	5'6"	175	Ashland, Ore.	Ashland/Sierra College
29	Johnson, Jeff	OF-IF	R/R	Sr.	5'10"	195	San Ramon, Calif.	California HS/Ohlone College
6	Miller, Michael	OF	L/L	Sr.	6'2"	175	Cashmere, Wash.	Cashmere
12	Nash, Garrett	OF	S/R	So.	5'10"	180	Draper, Utah	Jordan
17	Norris, Jared	OF-IF	L/L	Sr.	6'1"	205	Urbandale, Iowa	Urbandale/Yavapai College
4	Stamps, Brian	OF-IF	S/R	Jr.	5'11"	170	Fair Oaks, Calif.	Del Campo/Sacramento CC
37	Viegas, Chris	OF	R/R	RJr.	5'10"	180	Atherton, Calif.	St. Francis/Canada College

2011 Numerical Roster

No.	Name	Pos.	No.	Name	Pos.
1	Tyler Smith	IF	15	James Nygren	RHP
2	Carter Bell	IF	16	Ryan Gorton	OF
3	Kavin Keyes	IF	17	Jared Norris	OF
4	Brian Stamps	OF	18	Luke Acosta	IF
5	Pat Casey	HC	19	Brandon Defazio	OF
6	Michael Miller	OF	20	Cole Baylis	RHP
7	Marty Lees	AHC	21	Nate Yeskie	Asst.
8	Parker Berberet	C	22	Josh Osich	LHP
9	Danny Hayes	IF	23	Adam Duke	RHP
10	Andrew Susac	C	24	Scott Schultz	RHP
11	Cam Booser	LHP	25	Tom Zarosinski	RHP
12	Garrett Nash	OF	26	Taylor Starr	RHP
13	Jake Rodriguez	IF	27	Pat Bailey	Asst.
			28	Ben Wetzler	LHP
			29	Jeff Johnson	OF
			30	Harmen Sidhu	RHP
			31	Matt Boyd	LHP
			32	Sam Gaviglio	RHP
			33	Ryan Barnes	OF
			35	Dylan Jones	LHP
			36	Tony Bryant	RHP
			37	Chris Viegas	OF
			38	Ryan Dunn	IF
			40	Max Gordon	OF
			41	Dan Child	RHP


2011 Oregon State Baseball Season In Review



18
Luke Acosta
 Jr. • IF
 R/R • 5'9" • 180
 Lafayette, La.



33
Ryan Barnes
 So. • OF
 R/R • 5'11" • 195
 West Linn, Ore.



20
Cole Baylis
 Fr. • RHP/UT
 R/R • 6'7" • 205
 Los Altos, Calif.




2
Carter Bell
 Jr. • IF
 R/R • 6'0" • 200
 Courtenay, B.C., Canada



8
Parker Berberet
 Sr. • C
 R/R • 6'3" • 205
 Yorba Linda, Calif.



11
Cam Booser
 Fr. • LHP/UT
 L/L • 6'3" • 215
 Milton, Wash.



31
Matt Boyd
 So. • LHP/IF
 L/L • 6'3" • 215
 Mercer Island, Wash.



36
Tony Bryant
 So. • RHP
 R/R • 6'7" • 210
 Kennewick, Wash.




41
Dan Child
 Fr. • RHP
 R/R • 6'4" • 225
 Rocklin, Calif.



19
Brandon Defazio
 Fr. • IF/OF
 R/R • 6'0" • 185
 Pleasanton, Calif.




23
Adam Duke
 Fr. • RHP
 R/R • 6'1" • 185
 Spanish Fork, Utah




38
Ryan Dunn
 Jr. • IF
 R/R • 5'10" • 175
 Bend, Ore.




32
Sam Gaviglio
 Jr. • RHP
 R/R • 6'1" • 195
 Ashland, Ore.




40
Max Gordon
 So. • OF
 L/L • 5'6" • 175
 Ashland, Ore.



16
Ryan Gorton
 Jr. • RHP
 R/R • 6'2" • 205
 Tigard, Ore.




9
Danny Hayes
 So. • IF
 L/R • 6'4" • 205
 Rancho Murieta, Calif.



35
Dylan Jones
 Sr. • LHP/IF
 L/L • 6'2" • 210
 Aloha, Ore.



3
Kavin Keyes
 Fr. • IF
 R/R • 6'0" • 190
 Sandy, Utah



6
Michael Miller
 Sr. • OF
 L/L • 6'2" • 175
 Cashmere, Wash.




12
Garrett Nash
 So. • OF
 S/R • 5'10" • 180
 Draper, Utah



17
Jared Norris
 Sr. • OF/IF
 L/L • 6'1" • 205
 Urbandale, Iowa



15
James Nygren
 Sr. • RHP
 R/R • 6'1" • 195
 Klamath Falls, Ore.



22
Josh Osich
 R.Jr. • LHP
 L/L • 6'3" • 225
 Boise, Idaho




13
Jake Rodriguez
 Fr. • IF/C
 R/R • 5'8" • 190
 Elk Grove, Calif.

2011 Oregon State Baseball Season In Review



24
Scott Schultz
 Fr. • RHP
 R/R • 6'2" • 200
 Gig Harbor, Wash.



30
Harmen Sidhu
 Jr. • RHP
 R/R • 5'11" • 185
 Pleasant Hill, Calif.



1
Tyler Smith
 So. • IF
 R/R • 6'0" • 185
 Thousand Oaks, Calif.



4
Brian Stamps
 Jr. • OF/IF
 S/R • 5'11" • 170
 Fair Oaks, Calif.



26
Taylor Starr
 R.Jr. • RHP
 R/R • 6'2" • 210
 Longview, Wash.



10
Andrew Susac
 So. • C
 R/R • 6'1" • 205
 Roseville, Calif.



28
Ben Wetzler
 Fr. • LHP
 L/L • 6'1" • 195
 Clackamas, Ore.



25
Tom Zarosinski
 Fr. • RHP/UT
 R/R • 6'0" • 210
 Lake Oswego, Ore.




5
Pat Casey
 Head Coach
 17th Year



7
Marty Lees
 Associate Head Coach
 10th Year



27
Pat Bailey
 Assistant Coach
 4th Year



21
Nate Yeskie
 Assistant Coach
 3rd Year




34
Ryan Gipson
 Undergraduate
 Assistant Coach

Pronunciation Guide

Parker **Berberet**BUR-BUR-ET
 Cam **Booser**BOO-sir

Sam **Gaviglio**Guh-VEE-leo
 Marty **Lees**LEEZ
 Kavin **Keyes**Kize
 James **Nygren**Nye-gren

Josh **Osich**O-sitch
 Harmen **Sidhu**SID-WHO
 Andrew **Susac**SUU-SACK



PAT CASEY

Head Coach • 17th Year
 578-356-4 (Oregon State)
 749-469-5 (24 years overall)
 #5
 George Fox, '90

Oregon State head coach Pat Casey guided the Beavers to 41 wins during the season in 2011, reaching the 30-win plateau for the 11th time in his 17 seasons in Corvallis.

In doing so, Casey guided the Beavers to their third regional host nomination since 2005, and Oregon State advanced to the postseason for the sixth time in the past seven seasons, the best stretch in the history of the program.

He was named the 2011 Pacific-10 Conference Coach of the Year for the third time, previously reaching the accomplishment in 2005 and 2006.

Casey is the second-winningest coach in school history, and has guided Oregon State to two national championships and two Pac-10 titles. He has won an outstanding 33 games in the postseason, which accounts for better than 85 percent of the program's all-time NCAA wins.

Arguably one of the most successful active Division-I head coaches in the country, Casey has established a level of winning unrivaled in the program's history.

Prior to the start of the 2010 season, he was named as the top collegiate coach of the last decade by Baseball America in a vote by his peers. The Beavers, meanwhile, were named as the No. 2 program of the decade, trailing only Texas. The Beavers and Casey earned the special recognition after winning back-to-back national championships in 2006 and 2007 and winning Pacific-10 Conference titles in 2005 and 2006.

Perhaps an even more special honor was bestowed upon Casey just prior. He and his wife, Susan, were recipients of the Nell and John Wooden Coaching Achievement Award. The honor goes to a head coach and his spouse for their dedication to success on the field and in making an impact on the lives of their players.

Truly, Pat Casey has been the right person to led Oregon State baseball over the last decade and a half.

In the past seven seasons alone, Casey has guided the Beavers to 315 victories, which is second in the Pac-10. During that same stretch, Casey's clubs have won 97 conference games, which is second-most among division clubs.

In that seven-year stretch, seven players have earned All-America honors while 19 players have been recognized as All-Pac-10 performers. That includes two league Most Valuable Player awards and two Defensive Player of the Year selections.

The Beavers reached the postseason for the fifth time in six seasons in 2010, advancing to the Gainesville Regional. The Beavers bowed out in three games, but just days after, the Beavers had eight players selected in the MLB Draft, seven of whom would eventually sign their first professional contracts.

Casey and the Beavers advanced to the championship game of the Fort Worth Regional in 2009. Oregon State finished the 2009 campaign with a 37-19 record and 15-12 mark in Pac-10 play, tying the club for third.

On May 19, 2009, Casey became just the third head coach in school history to record 500 victories with the Beavers when OSU defeated Oregon. His 537 wins at the start of 2011 sits in third place in school history.

In 2008, Casey and the Beavers went 28-24 and missed out on the postseason. But the Beavers played perhaps their most ambitious schedule in school history and took series from five schools that earned either No. 1 or No. 2 seeds in NCAA Regionals. Oregon State posted a 5-5 record against College World Series teams, taking 2-of-3 in separate series against

Arizona State and Georgia.

In 2008, Casey made marks on the program, literally. He spearheaded a fundraising campaign to expand Goss Stadium, adding nearly 1,000 permanent seats, a stadium suite, new player's lounge, academic room and Hall of Fame room. The additions transformed Goss Stadium from one of the best in the West into one of the nation's finest collegiate stadiums.

In 2007, Casey, his staff and the team's players worked hard to build team chemistry, coming together at the right time for a second-straight national championship. Oregon State went an incredible 39-4 in non-conference games, including an 11-1 mark in the postseason. After losing their second game at the Charlottesville Regional, the Beavers went on a dynamic run, winning their last 10 games -- including five in Omaha -- to claim the national title.

That title thrust Oregon State into NCAA baseball lore. The Beavers became just the fifth program to win back-to-back national titles, joining Texas (1949-50), USC (1970-74), Stanford (1987-88) and LSU (1996-97).

For his ability to mold the Beavers into the nation's finest, Casey was again recognized as a national coach of the year, this time by Collegiate Baseball and the American Baseball Coaches Association. The honors comes a year after Casey was the consensus national coach of the year in leading Oregon State to its first title.

That 2006 title was just as special, as the Beavers became the first program from the Pacific Northwest to the NCAA Division I College World Series.

The 2006 Beavers had a storybook season, capped by a run through the CWS that saw them win six elimination games in Omaha to win the national championship. After being beaten by Miami (Fla.) in its opening game, OSU won four straight - including back-to-back shutouts of top-ranked Rice - to reach the championship series. In the best-of-three finals against North Carolina, OSU lost the opening game and trailed by five runs in the second game before rallying for wins of 11-7 and 3-2 for the title.

Oregon State's 50-16 season set a school record for wins for the second straight season, and the Beavers refuse-to-lose style of play captured the hearts of not only those watching in Omaha, but college baseball fans across the nation.

After the 2006 season, Oregon State signed Casey to a new 10-year contract to guarantee his future in Corvallis. Casey had become an attractive candidate for coaching vacancies at a number of high-profile schools given the Beavers' amazing success.

In retaining Casey, Oregon State instantly kept its most successful coach in Corvallis. It also allowed the Beavers to have the knowledge they have one of the most recognized coaches in the nation. In 2006, after winning the team's first title, Casey was recognized as the National Coach of the Year by Collegiate Baseball, Baseball America and American Baseball Coaches Association (ABCA).

In 2005, he was named the Pac-10's Coach of the Year after guiding the Beavers to their first of two straight conference titles. He earned the honor again in 2006 with the second title. In both years, he was recognized as the ABCA's West Region Coach of the Year.

With back-to-back titles comes increased exposure. For the second time under Casey's tenure, Oregon State has expanded the Beavers' home field, and both times, Casey has been a driving force behind the renovations.

In 1999, Oregon State expanded what is now known as Goss Stadium at Coleman Field, adding increased seating, improved locker rooms and a full press box.

And Casey and the Beavers have rewarded the fans with increased chances to watch the team play. In each of their three College World Series years, the Beavers played a super regional at venerable Goss, and it has paid off. Oregon State has gone 6-1 at super regionals in Corvallis, defeating USC, Stanford and Michigan.

In 2005 and 2006, Casey earned both the Pacific-10 Conference and NCAA West Region Coach of the Year honors for guiding the Beavers to back-to-back Pac-10 championships and berths in the CWS.

Since Casey became Oregon State's head coach prior to the 1995 season, the Beavers have moved into a prominent position on the national scene.

OSU has had players earn spots on the USA Baseball Collegiate National Team four times, earn All-America honors 12 times, and had players taken in the top 10 rounds of the Major League Baseball draft 32 times - including first-rounders Jacoby Ellsbury in 2005 and Kunz and Canham in 2007. Ellsbury became Oregon State's first former player to win a Major League World Series when he and the Boston Red Sox won their second title in four seasons in 2007.

In 2005, OSU had been picked to finish sixth in the Pacific-10 in the annual coaches poll; Casey guided the Beavers to the Pac-10 championship and the College World Series. OSU's 46-12 record was a school record for wins in a season, the Beavers' No. 7 finish in the the final polls was Oregon State's highest ever, and OSU's No. 2 ranking during the season was the highest it had ever climbed in the national rankings.

Casey was also named Co-Coach of the Year in the Pacific-10 Northern Division for the 1997 season, and the Beavers have set numerous school records during Casey's time at OSU.

Casey was instrumental in the drive to build Goss Stadium at Coleman Field, the 1999 renovation to Oregon State's longtime ballpark. The OSU head coach was heavily-involved in fundraising for the \$2.3 million project; when the go-ahead was given for construction, he had a hand in the ballpark's design to assure that it would be one of the most user-friendly facilities in college baseball. In 2002, the ballpark also received its first set of lights for night play.

For the 2007 season, a new scoreboard with video replay capabilities and a new FieldTurf infield were installed at Goss Stadium at Coleman Field. In all, Casey has been a guiding force in each step of renovation at Goss, and those improvements have made the picturesque ballpark one of the finest in the nation and in the Pac-10.

Oregon State hired Casey in the summer of 1994, asking him to follow in the large footsteps of Jack Riley, who retired after 22 seasons as head coach.

Most of the key players from OSU's 1994 Northern Division pennant-winning team had graduated, but Casey's first season saw the Beavers battle to a winning record of 25-24-1 in 1995. That set the stage for one of the finest three-year runs in the long history of baseball at Oregon State.

In 1996, the Beavers posted a 32-16-1 record and went into the final weekend of the season with a chance to win the Pac-10 Northern Division pennant. In 1997, Oregon State set a school record for wins in the regular season with a record of 38-12-1 and took postseason hopes into the final weekend.

In 1998, Oregon State broke into the national rankings for the first time in four years and went 35-14-1. The season included series sweeps of Arizona, which was ranked in the top 10 at the time, and UCLA.

In 2001, Oregon State again made a strong bid for the postseason, finishing with a 31-24 record. OSU had five wins over teams ranked in the final Baseball Weekly/USA Today coaches poll of the regular season and had a 10-9 record against schools selected for the NCAA Regionals.

In 2004, OSU's 7-0 start was the school's best in 42 years. That team had a then-school-record six players selected in the MLB draft and another signed as a free agent, and it set the stage for the magic of 2005 and 2006.

Casey came to OSU after seven seasons at George Fox College, a NAIA school in his hometown of Newberg, Ore. Under Casey, the Bruins went 171-113-1 (.602) overall and were 155-54-1 against NAIA competition; they won three District 2 titles, five Metro Valley Conference titles and two Cascade Conference titles.

During his time at George Fox, Casey was named Coach of the Year three times in District 2, four times in the Metro Valley Conference and twice in the Cascade Conference.

Casey earned his bachelor's degree in Interdisciplinary Studies from George Fox in 1990. He played for the University of Portland from 1978-80 and was a first-team All-NorPac Conference outfielder his final two seasons. He was a second-team All-Region selection in 1980. He also lettered in basketball one season.

After being drafted in the 10th round by the San Diego Padres in 1980, Casey played seven professional seasons. He reached Class AAA with the Calgary Cannons in 1985-86 and the Portland Beavers in 1987.

After concluding his professional playing career, Casey took over George Fox's baseball program; while coaching the baseball team, he also played basketball for the Bruins while completing his degree.

Casey, 51, was born in McMinnville, Ore. He graduated in 1977 from Newberg High, where he starred in football, basketball and baseball.

Casey enjoys fishing, camping and spending time with his family. He and his wife, Susan, have four children - Jonathan (23), Brett (22), Ellie (18) and Joseph (11).

The File On Pat Casey

George Fox College

YEAR	POSITION	W-L-T	PCT.
1988	Head coach	15-14-0	.517
1989	Head coach	22-14-0	.611
1990	Head coach	24-17-0	.585
1991	Head coach	24-21-0	.530
1992	Head coach	29-18-0	.617
1993	Head coach	26-16-1	.616
1994	Head coach	31-13-0	.721
Totals	7 Seasons	171-113-1	.602

Oregon State University

YEAR	POSITION	W-L-T	PCT.
1995	Head coach	25-24-1	.510
1996	Head coach	32-16-1	.663
1997	Head coach	38-12-1	.755
1998	Head coach	35-14-1	.710
1999	Head coach	19-35-0	.352
2000	Head coach	28-27-0	.509
2001	Head coach	31-24-0	.564
2002	Head coach	31-23-0	.574
2003	Head coach	25-28-0	.472
2004	Head coach	31-22-0	.585
2005	Head coach	46-12-0	.793
	Pac-10 Champions, College World Series		
2006	Head coach	50-16-0	.758
	Pac-10 Champions, National Champions		
2007	Head coach	49-18-0	.731
	National Champions		
2008	Head Coach	28-24-0	.538
2009	Head Coach	37-19-0	.661
2010	Head Coach	32-23-0	.581
2011	Head Coach	41-19-0	.691
Totals	17 Seasons	578-356-4	.618
Career	24 Seasons	749-469-5	.615

2011 Pacific-10 Conference Coach of the Year: Voted by Pacific-10 coaches

2007 National Coach of the Year: Collegiate Baseball Newspaper, American Baseball Coaches Association

2006 National Coach of the Year: American Baseball Coaches Association, Baseball America magazine, Collegiate Baseball Newspaper

2005 National Co-Coach of the Year: College Baseball Foundation

2006 West Region Coach of the Year: American Baseball Coaches Association

2005 West Region Coach of the Year: American Baseball Coaches Association

2006 Pacific-10 Conference Coach of the Year: Voted by Pacific-10 coaches

2005 Pacific-10 Conference Coach of the Year: Voted by Pacific-10 coaches

1997 Pacific-10 Conference Northern Division Coach of the Year: Voted by Pacific-10 coaches

2005 Slat's Gill Sportsperson of the Year: State of Oregon Sports Awards

College Education

Alma Mater: George Fox, 1990
Degree: Interdisciplinary Studies

Playing Career

Collegiate: University of Portland (1978-80)
 First-Team All-Nor-Pac (1979, 80)
 Second-Team All-Region (1980)

Professional: Drafted in 10th round of 1980 MLB Draft by San Diego

Personal

Hometown: McMinnville, Ore.
High School: Newberg High
Wife: Susan
Children: Jonathan (24), Brett (23), Ellie (19), Joseph (12).



MARTY LEES

Assoc. Head Coach ▪ 10th Year
 Defense ▪ Infielders ▪ Catchers
 Third Base Coach
 #7
 Western Oregon, '94

Marty Lees just completed his 10th season in Corvallis, and prior to the 2010 season, was promoted to the position of associate head coach for Oregon State after spending the previous eight seasons as an assistant coach.

Lees has made a steady impact on the Beavers in each of his areas, turning the Beavers into a top defensive squad season after season and helping deliver top recruiting classes in just two years as the team's coordinator.

The Beavers are one of the nation's top defensive teams on a yearly basis, and owe a large portion of that success to Lees' tutelage of infielders and catchers. In 2009, for the third straight season, the Beavers ranked in the top 20 nationally in fielding percentage, posting a .977 mark, which tied a school record and placed the Beavers in a tie for sixth nationally and first in the Pacific-10 Conference.

The Beavers finished the 2010 season with a .973 fielding percentage, placing the team 28th nationally. OSU finished the 2011 regular season with a .971 fielding percentage.

As recruiting coordinator, Lees has established a level of excellence in just three full seasons with the title. Lees has an eye for talent and it has shown in his national recruiting rankings, in which the Beavers have placed in the top 25 every season under him. His recruiting class for the 2008 season, when it was announced in November, 2007, was rated third nationally by both Baseball America and Collegiate Baseball. His 2009 class was ranked 12th by Collegiate Baseball.

Oregon State's 2010 class, which will play for the Beavers in 2011, was ranked 14th by Baseball America and 12th by Collegiate Baseball.

During Oregon State's two national title runs and three straight visits to the College World Series from 2005-2007, pitching and defense were at the forefront.

In 2007, en route to its second straight national title, Lees' defense made school history for the third straight year. The Beavers posted a .977 fielding percentage -- second in the Pac-10 and second nationally -- just a year after posting a then-school record mark of .975. In 2005, Oregon State finished the season with a .969 fielding percentage, then a program best.

During that time, the Beavers also increased their ability at turing two. In 2005, Oregon State turned 52 double plays. In 2006, that number jumped up to 62, while in 2007, the Beavers turned 69. In 2007, the team ranked 22nd nationally with 1.03 double plays turned per game

From 2005 through 2010, nine starting OSU infielders who were eligible to turn professional were either selected in the Major League Baseball draft or signed free agent contracts with MLB teams. Most recently, Stefen Romero signed a professional contract with Seattle after a fine OSU career. Darwin Barney, a former OSU shortstop, became the 23rd former Beaver to reach the Major Leagues when he made his debut for the Chicago Cubs in 2010.


The Pac-10 began its Defensive Player of the Year award in 2006, and the initial recipient was Kunda. The shortstop in 2005 and 2006, Barney, was named the Pac-10 Freshman of the Year in 2005 and was selected to Team USA, the United States national team that plays an international summer schedule, in 2006.

Lees became a full-time assistant coach in 2004, having spent the 2002 and 2003 seasons as OSU's volunteer assistant coach. In addition to overseeing OSU's team defense, Lees supervises the Beavers' baserunning and coaches third base.

Lees earned his bachelor's degree in physical education from Western Oregon in 1994.

Lees also attended Lane Community College, playing baseball and basketball. He graduated from Lakeview High.

Lees and his wife, Kristy, have three sons, Brandon (11), Brady (9) and Jacob (5).



PAT BAILEY

Assistant Coach ▪ 3rd Year
 Hitters ▪ Outfielders
 #27
 Idaho, '78

Pat Bailey just completed his fourth season with the Beavers.

Bailey's center fielder in 2010, Adalberto Santos, was the team's most dangerous player last season, leading the team in triples and was among the team's leaders in batting average and home runs. Santos was later selected in the 22nd round of the MLB Draft by Pittsburgh and was named one of the New York-Penn League's top prospects.

In 2009, his second year with OSU, the team's hitting and outfield coach inherited a host of position players who were new to the program or who had seen little playing time in previous seasons. Bailey helped mold players such as Adalberto Santos, Stefen Romero and Michael Miller into everyday contributors who played key roles in the team's lineup. Santos was named to the All-Pac-10 Honorable Mention team in the process while Romero led OSU with five home runs.

Bailey came to Oregon State prior to the 2008 season. In his first year, he oversaw Daniel Robertson's senior season, guiding the outfielder to All-Conference honorable mention honors. Robertson hit .327 and was drafted in the 33rd round of the Major League Baseball First-Year Player Draft by San Diego; he was named the Most Valuable Player of the Northwest League in his first professional season.

Bailey came to Oregon State prior to the 2008 season after spending 12 seasons at George Fox, winning a Division III national title with the Bruins in 2004.

Bailey, 53, compiled a 353-158 record and earned National Coach of the Year honors after that 2004 national title. He was also named the Northwest Conference Coach of the Year eight times.

During Bailey's tenure, the Bruins won or shared eight Northwest Conference titles. George Fox advanced to the NCAA tournament six times and to the NAIA playoffs twice before moving to the NCAA.

George Fox did not have a losing season during Bailey's time at the school, and he is the winningest baseball coach in the school's history. The Northwest Conference shifted from the NAIA to the NCAA in 2000, and since then the Bruins rank among the nation's top 20 schools at that level in wins with a 215-94 record.

In 2004, Bailey's team became the first George Fox squad in any sport to win an NCAA national championship. The Bruins went 40-10 overall, setting a new single-season record for wins and tying the record for best winning percentage at .800.

After tying for the 2004 NWC title, George Fox earned an at-large bid to the NCAA tournament. The Bruins swept through four games at the NCAA West Regional in Orange, Calif., and then posted a 5-1 record at the Division III World Series in Appleton, Wis., beating Eastern Connecticut State 6-3 in the championship game. All nine of George Fox's postseason wins came against nationally ranked teams, and four of its five wins in the World Series were against pitchers who were first- or second-team All-Americans.


Seven of Bailey's George Fox players signed professional contracts, including five members of the national championship team. His players earned 10 All-America honors and four Academic All-America honors.

At George Fox, he was also associate director of athletics, director of the Bruin Athletic Association for athletic support, chair of the school's Sports Hall of Fame committee, and a teacher in the Department of Business and Economics.

Bailey earned his business education degree from the University of Idaho in 1978 and his master of education degree in educational administration from the University of Oregon in 1983. Bailey earned two letters in baseball at Idaho and was the team captain.

Bailey graduated in 1974 from Moscow (Idaho) High School, where he played football, basketball and baseball, being named the baseball team's Most Valuable Player.

Bailey and his wife, Susan, have two children: son Alex, who played baseball for George Fox in 2003; and daughter Ann.



NATE YESKIE

Assistant Coach • 2nd Year
Pitchers
#21
UNLV, '03

Former professional pitcher Nate Yeskie just completed his third season as Oregon State's pitching staff.

The Oregon State staff finished the season with a team ERA of 3.14, which is the lowest since 2005 and the second-lowest since 1979.

Yeskie's staff included Sam Gaviglio, who won 12 games, and Tony Bryant, who saved 12 games. Josh Osich threw the program's first complete-game no-hitter since 1947 when the Beavers defeated UCLA, 2-0, on April 30.

In 2010, his second year at OSU, Yeskie oversaw a staff that helped guide the club to the Gainesville Regional and at the end of the year, had six pitchers selected in the first nine rounds of the Major League Baseball First-Year Player Draft, the most ever in Beavers' history.

The team ranked in the top 50 nationally in earned run average, hits allowed per nine innings, strikeouts per nine innings and least number of walks per nine innings.

In 2009, his first year at OSU, the Beavers' staff played a big part in the team advancing to the Fort Worth Regional. The club sported an ERA of 3.93, good for eighth in the nation while the team was sixth in hits per nine innings.

A number of individual pitchers had fine seasons, including Sam Gaviglio, who set a team freshman record with 10 victories.

Yeskie has impacted the Oregon State staff by bringing an organized and professional approach to the game, utilizing tools and techniques from stops in Minor League baseball and the collegiate game.

Yeskie last served as the pitching coach at his alma mater, UNLV, from 2005 to 2007. During his tenure with the Runnin' Rebels, Yeskie mentored eight players who earned either an All-Conference or All-Tournament Team selection. In 2005, Yeskie's staff helped enable UNLV to win the Mountain West Conference regular season, the MWC Tournament and earn a berth to the Tempe Regional.

Seven UNLV pitchers who were tutored by Yeskie in his three seasons have been selected by Major League Baseball clubs, while another signed as an undrafted free agent.

Prior to returning to UNLV as a coach, Yeskie spent five seasons in the Minnesota Twins Minor League system, reaching as high as Double-A New Britain. He finished with a 27-24 record and 4.91 earned run average over the five seasons. Yeskie went 11-7 with Fort Wayne of the Midwest League in 1997, recording 111 strikeouts in 165 1/3 innings of work. In 2000, his last season, the La Crosse, Wis., native went 4-1 in 21 appearances.

In the 1999 offseason, Yeskie played for the Grand Canyon Rafter of the Arizona Fall League, a league often reserved for the top professional prospects.


During his time in professional baseball, Yeskie worked with current Detroit Tigers pitching coach Rick Knapp as well as MLB veterans Bert Blyleven, Mel Stottlemyre, Jr., the current Arizona Diamondbacks pitching coach, and former pitching coach Billy Connors, who once held the position of Director of Player Personnel with the New York Yankees.

Yeskie came to the Twins organization after being drafted in the ninth round of the 1996 Major League Baseball First-Year Player Draft. Minnesota selected the right-hander after he finished his UNLV career with a 22-12 mark, including 16 complete games.

In 1994, 1995 and 1996, Yeskie made five Team USA Olympic Trial appearances. He was also rated as the sixth-best MLB Draft prospect entering his junior year at UNLV.

A three-year letterwinner, his 147 strikeouts in 1995 still stand as UNLV's single-season record. The mark was also fifth-best nationally that season, and coupled with his nine complete games – which led the Big West Conference – earned him First-Team All-Big West and First-Team All-Region honors.

Yeskie was drafted in the sixth round of the 1993 draft by the Los Angeles Dodgers after a stellar high school career at Carson High, one that saw him set a number of school records. En route to earning first-team All-America honors in 1993, he finished with a 12-0 record and a school record for strikeouts in a season (158) and strikeouts in a game (20).



RON NORTHCUTT

Director of Operations
5th Year

Ron Northcutt is in his sixth season as Director of Baseball Operations and 10th overall with the Oregon State baseball program. Prior to his tenure as Director of Baseball Operations, Northcutt served as a pitching coach for four seasons.


As Director of Operations, Northcutt plays a large role in the team's travel, camp operations and any day-to-day needs of the Oregon State baseball team.

Northcutt came to Oregon State in 1994 and served as the team's pitching coach through the 1998 season. While overseeing the staff, his pitchers led the Pac-10 North Division in Earned Run Average in 1996 and 1997. While with OSU, Northcutt tutored Mark Newell, who was a third-team All-American selection by Baseball America in 1997, as well as Andrew Checketts, who earned NCBWA All-America second team honors in 1998. From 1995, Northcutt's first season with the Beavers, through 1998, the Beavers saw six pitchers earned All-Pac-10 Northern Division honors.

Additionally, eight pitchers were selected by Major League clubs in the First-Year Player Draft during Northcutt's tenure.

Prior to coming to Corvallis, Northcutt served as an assistant coach under Pat Casey at George Fox. He began his coaching career as a freshman coach and varsity assistant at his alma mater, Newberg High, in Newberg, Ore.

After playing at Newberg, Northcutt went on to play for Clackamas Community College, where he earned all-league honors, and the University of Portland. A native of Los Gatos, Calif., Northcutt and his wife, Lina, have two sons, Ben, 19, and Jack, 16.



RYAN GIPSON

Undergraduate Assistant Coach
First Base Coach

Former Oregon State infielder Ryan Gipson returned to serve as an undergraduate assistant coach for the Beavers during the 2011 season.

Gipson lettered for the Beavers during the 2005 and 2006 seasons, going to Omaha each season and helping the club win a national title in 2006. He played in 79 career games for OSU, with 66 starts, and batted .270 with 10 doubles, a home run and 36 RBI.

Gipson batted .330 with six doubles, a home run, 22 RBI and nine stolen bases in 2005, his junior season, and earned all-Pacific-10 Conference honorable mention honors.

He appeared in a total of 11 games in the postseason during his career, including 10 starts, and rapped out nine hits in 29 at bats (.310). He was fourth on the team with seven RBI during the 2005 postseason.

Gipson, a native of Central Point, Ore., transferred to Oregon State prior to the 2005 season from Shasta Junior College. He batted .358 as a sophomore and was named to the all-league team. In his first collegiate season, at Shasta, he batted .344 with 22 stolen bases.

Gipson majored in sociology while a student-athlete with the Beavers.

2011 Oregon State Baseball Season In Review

Career Statistics

Acosta, Luke • OF/DH

Year	AVG	GP	GS	AB	R	H	2B	3B	HR	RBI	TB	SLG%	BB	HBP	SO	GDP	OB%	SF	SH	SB	ATT	PO	A	E	FLD%
2011	.306	19	8	36	5	11	4	0	0	8	15	.417	4	2	5	3	.405	0	1	0	0	0	0	0	.000

Barnes, Ryan • OF

Year	AVG	GP	GS	AB	R	H	2B	3B	HR	RBI	TB	SLG%	BB	HBP	SO	GDP	OB%	SF	SH	SB	ATT	PO	A	E	FLD%
2010	.000	6	0	4	1	0	0	0	0	0	0	.000	0	0	3	1	.000	0	0	0	0	0	0	0	.000
2011	.248	51	44	165	26	41	9	2	1	25	57	.345	21	6	18	8	.352	1	9	8	10	62	2	3	.955
TOTAL	.243	57	44	169	27	41	9	2	1	25	57	.337	21	6	21	9	.345	1	9	8	10	62	2	3	.955

Baylis, Cole • RHP

Year	ERA	W	L	APP	GS	CG	SHO	CBO	SV	IP	H	R	ER	BB	SO	2B	3B	HR	AB	B/Avg	WP	HBP	BK	SFA	SHA
2011	2.25	1	0	14	0	0	0	0	0	12.0	11	4	3	7	12	1	0	0	57	.224	0	1	1	0	0

Bell, Carter • 3B

Year	AVG	GP	GS	AB	R	H	2B	3B	HR	RBI	TB	SLG%	BB	HBP	SO	GDP	OB%	SF	SH	SB	ATT	PO	A	E	FLD%
2009	.294	31	14	51	13	15	3	0	1	10	21	.412	7	2	14	0	.393	1	3	2	3	12	35	8	.855
2010	.254	56	55	185	32	47	12	1	2	15	67	.362	19	7	53	1	.346	0	5	2	4	60	177	12	.952
2011	.299	52	48	174	24	52	12	1	2	23	72	.414	15	4	31	5	.368	0	5	4	5	27	109	10	.932
TOTAL	.278	139	117	410	69	114	27	2	5	48	160	.390	41	13	98	6	.361	1	13	8	12	99	321	30	.933

Berberet, Parker • C/1B

Year	AVG	GP	GS	AB	R	H	2B	3B	HR	RBI	TB	SLG%	BB	HBP	SO	GDP	OB%	SF	SH	SB	ATT	PO	A	E	FLD%
2010	.281	48	34	153	18	43	11	0	2	34	60	.392	8	2	32	6	.321	2	4	1	1	268	34	2	.993
2011	.259	49	47	166	25	43	12	2	5	39	74	.446	22	4	38	2	.352	4	4	2	4	414	43	4	.991
TOTAL	.270	97	81	319	43	86	23	2	7	73	134	.420	30	6	70	8	.338	6	8	3	5	682	77	6	.992

Booser, Cam • LHP

Year	ERA	W	L	APP	GS	CG	SHO	CBO	SV	IP	H	R	ER	BB	SO	2B	3B	HR	AB	B/Avg	WP	HBP	BK	SFA	SHA
2011	6.97	0	1	6	2	0	0	0	0	10.1	13	9	8	7	6	1	0	2	48	.333	0	1	2	1	0

Boyd, Matt • LHP

Year	AVG	GP	GS	AB	R	H	2B	3B	HR	RBI	TB	SLG%	BB	HBP	SO	GDP	OB%	SF	SH	SB	ATT	PO	A	E	FLD%
2010	.264	29	16	72	13	19	6	0	3	19	34	.472	8	2	23	0	.341	3	0	0	0	5	13	2	.900
2011	.000	2	0	1	1	0	0	0	0	0	0	.000	1	0	1	0	.500	0	0	0	0	4	11	0	1.000
TOTAL	.260	31	16	73	14	19	6	0	3	19	34	.466	9	2	24	0	.345	3	0	0	0	9	24	2	.943

Year	ERA	W	L	APP	GS	CG	SHO	CBO	SV	IP	H	R	ER	BB	SO	2B	3B	HR	AB	B/Avg	WP	HBP	BK	SFA	SHA
2010	1.90	7	1	20	2	0	0	1	0	42.2	31	11	9	14	28	9	1	4	179	.200	0	7	0	0	3
2011	1.57	0	0	30	0	0	0	2	4	46.0	42	12	8	11	35	6	0	2	186	.253	2	3	0	0	5
TOTAL	1.73	7	1	50	2	0	0	3	4	88.2	73	23	17	25	63	15	1	6	365	.227	2	10	0	0	8

Bryant, Tony • RHP

Year	ERA	W	L	APP	GS	CG	SHO	CBO	SV	IP	H	R	ER	BB	SO	2B	3B	HR	AB	B/Avg	WP	HBP	BK	SFA	SHA
2010	4.64	0	0	14	1	0	0	0	0	21.1	19	12	11	5	19	4	1	3	86	.250	1	3	0	1	1
2011	1.52	3	2	28	0	0	0	2	12	47.1	39	9	8	11	40	10	0	0	192	.224	3	2	0	1	4
TOTAL	2.49	3	2	42	1	0	0	2	12	68.2	58	21	19	16	59	14	1	3	278	.232	4	5	0	2	5

Child, Dan • RHP

Year	ERA	W	L	APP	GS	CG	SHO	CBO	SV	IP	H	R	ER	BB	SO	2B	3B	HR	AB	B/Avg	WP	HBP	BK	SFA	SHA
2011	9.00	0	1	4	0	0	0	0	0	5.0	7	6	5	2	2	1	0	0	26	.333	0	2	0	0	1

Duke, Adam • RHP

Year	ERA	W	L	APP	GS	CG	SHO	CBO	SV	IP	H	R	ER	BB	SO	2B	3B	HR	AB	B/Avg	WP	HBP	BK	SFA	SHA
2011	4.76	1	0	6	0	0	0	0	0	5.2	3	3	3	5	3	0	0	1	25	.158	0	1	0	0	0

Dunn, Ryan • SS

Year	AVG	GP	GS	AB	R	H	2B	3B	HR	RBI	TB	SLG%	BB	HBP	SO	GDP	OB%	SF	SH	SB	ATT	PO	A	E	FLD%
2011	.280	53	46	168	30	47	8	1	4	26	69	.411	15	7	29	2	.358	3	8	1	3	60	141	15	.931

2011 Oregon State Baseball Season In Review

Career Statistics

Gaviglio, Sam - RHP

Year	ERA	W	L	APP	GS	CG	SHO	CBO	SV	IP	H	R	ER	BB	SO	2B	3B	HR	AB	B/Avg	WP	HBP	BK	SFA	SHA
2009	2.73	10	1	18	6	1	1	0	1	62.2	45	20	19	9	55	14	1	5	243	.200	0	4	1	1	4
2010	5.60	3	4	15	10	0	0	1	2	62.2	68	43	39	23	45	7	4	4	281	.278	5	8	0	1	4
2011	2.54	12	3	17	17	4	2	3	0	120.2	91	48	34	33	116	11	2	4	492	.210	2	8	2	5	12
TOTAL	3.37	25	8	50	33	5	3	4	3	246.0	204	111	92	65	216	32	7	13	1016	.226	7	20	3	7	20

Gordon, Max - OF

Year	AVG	GP	GS	AB	R	H	2B	3B	HR	RBI	TB	SLG%	BB	HBP	SO	GDP	OB%	SF	SH	SB	ATT	PO	A	E	FLD%
2011	.130	30	12	46	11	6	1	0	0	2	7	.152	8	4	13	0	.300	2	4	3	3	24	0	1	.960

Gorton, Ryan - C/RHP

Year	AVG	GP	GS	AB	R	H	2B	3B	HR	RBI	TB	SLG%	BB	HBP	SO	GDP	OB%	SF	SH	SB	ATT	PO	A	E	FLD%
2009	.000	2	0	2	1	0	0	0	0	0	0	.000	1	0	1	0	.333	0	0	0	0	5	3	0	1.000
2010	.231	11	3	13	0	3	1	0	0	6	4	.308	2	0	4	0	.333	0	0	0	0	2	5	0	1.000
2011	.000	4	1	5	0	0	0	0	0	0	0	.000	0	0	1	2	.000	0	0	0	0	4	3	1	.875
TOTAL	.150	17	4	20	1	3	1	0	0	6	4	.200	3	0	6	2	.261	0	0	0	0	11	11	1	.957

Year	ERA	W	L	APP	GS	CG	SHO	CBO	SV	IP	H	R	ER	BB	SO	2B	3B	HR	AB	B/Avg	WP	HBP	BK	SFA	SHA
2009	1.97	2	0	12	1	0	0	0	0	32.0	33	8	7	16	20	5	0	2	137	.280	2	1	0	0	2
2010	5.30	3	2	17	5	0	0	0	0	37.1	51	25	22	17	26	9	2	4	172	.342	3	1	2	1	4
2011	9.00	0	0	8	0	0	0	0	0	9.0	16	9	9	5	9	6	0	0	47	.400	0	0	0	0	2
TOTAL	4.37	5	2	37	6	0	0	0	0	78.1	100	42	38	38	55	20	2	6	356	.326	5	2	2	1	8

Hayes, Danny - 1B/DH

Year	AVG	GP	GS	AB	R	H	2B	3B	HR	RBI	TB	SLG%	BB	HBP	SO	GDP	OB%	SF	SH	SB	ATT	PO	A	E	FLD%
2010	.284	43	32	116	13	33	11	0	1	20	47	.405	20	0	24	2	.387	1	1	0	2	139	3	6	.959
2011	.279	51	39	140	30	39	10	0	4	32	61	.436	31	2	35	0	.414	1	4	2	2	147	11	2	.988
TOTAL	.281	94	71	256	43	72	21	0	5	52	108	.422	51	2	59	2	.402	2	5	2	4	286	14	8	.974

Jones, Dylan - 1B/LHP

Year	AVG	GP	GS	AB	R	H	2B	3B	HR	RBI	TB	SLG%	BB	HBP	SO	GDP	OB%	SF	SH	SB	ATT	PO	A	E	FLD%
2010	.329	31	22	76	14	25	7	0	0	7	32	.421	9	2	18	3	.409	1	4	0	0	119	6	2	.984
2011	.105	10	5	19	1	2	0	0	0	5	2	.105	3	0	3	1	.208	2	0	0	0	52	1	1	.981
TOTAL	.284	41	27	95	15	27	7	0	0	12	34	.358	12	2	21	4	.366	3	4	0	0	171	7	3	.983

Year	ERA	W	L	APP	GS	CG	SHO	CBO	SV	IP	H	R	ER	BB	SO	2B	3B	HR	AB	B/Avg	WP	HBP	BK	SFA	SHA
2010	2.37	1	0	16	0	0	0	0	0	19.0	12	5	5	10	10	1	0	1	78	.182	1	2	0	0	0
2011	0.00	0	0	3	0	0	0	0	0	3.1	1	0	0	4	3	0	0	0	15	.091	0	0	0	0	0
TOTAL	2.01	1	0	19	0	0	0	0	0	22.1	13	5	5	14	13	1	0	1	93	.169	1	2	0	0	0

Keyes, Kevin - DH/2B

Year	AVG	GP	GS	AB	R	H	2B	3B	HR	RBI	TB	SLG%	BB	HBP	SO	GDP	OB%	SF	SH	SB	ATT	PO	A	E	FLD%
2011	.302	55	50	182	28	55	10	0	1	30	68	.374	17	2	36	0	.359	5	3	3	5	35	63	9	.916

Miller, Michael - OF

Year	AVG	GP	GS	AB	R	H	2B	3B	HR	RBI	TB	SLG%	BB	HBP	SO	GDP	OB%	SF	SH	SB	ATT	PO	A	E	FLD%
2008	.000	3	0	2	0	0	0	0	0	0	0	.000	0	0	1	0	.000	0	0	0	0	0	0	0	.000
2009	.297	48	36	128	23	38	4	2	1	18	49	.383	12	8	23	1	.389	1	4	8	9	55	2	3	.950
2010	.188	47	18	96	20	18	3	0	1	9	24	.250	15	5	29	2	.328	0	3	2	4	49	1	0	1.000
2011	.252	53	27	107	22	27	3	0	1	6	33	.308	6	4	27	0	.314	1	3	2	2	52	0	1	.981
TOTAL	.249	151	81	333	65	83	10	2	3	33	106	.318	33	17	80	3	.345	2	10	12	15	156	3	4	.975

Nash, Garrett - OF

Year	AVG	GP	GS	AB	R	H	2B	3B	HR	RBI	TB	SLG%	BB	HBP	SO	GDP	OB%	SF	SH	SB	ATT	PO	A	E	FLD%
2008	.277	34	27	94	23	26	8	1	1	15	39	.415	21	3	36	1	.420	1	1	5	6	27	28	4	.932
2011	.208	48	28	106	27	22	5	0	3	14	36	.340	12	6	35	0	.317	2	2	8	11	42	0	1	.977
TOTAL	.240	82	55	200	50	48	13	1	4	29	75	.375	33	9	71	1	.367	3	3	13	17	69	28	5	.951

2011 Oregon State Baseball Season In Review

Career Statistics

Norris, Jared • 1B/OF

Year	AVG	GP	GS	AB	R	H	2B	3B	HR	RBI	TB	SLG%	BB	HBP	SO	GDP	OB%	SF	SH	SB	ATT	PO	A	E	FLD%
2009	.331	50	39	130	32	43	4	0	3	36	56	.431	31	3	21	3	.461	3	3	0	1	355	32	4	.990
2010	.235	49	29	115	19	27	2	0	3	12	38	.330	21	1	26	3	.355	1	1	4	4	167	9	3	.983
2011	.282	57	42	149	19	42	10	1	2	24	60	.403	29	3	35	4	.404	2	4	3	4	236	14	5	.980
TOTAL	.284	156	110	394	70	112	16	1	8	72	154	.391	81	7	82	10	.410	6	8	7	9	758	55	12	.985

Nygren, James • RHP

Year	ERA	W	L	APP	GS	CG	SHO	CBO	SV	IP	H	R	ER	BB	SO	2B	3B	HR	AB	B/Avg	WP	HBP	BK	SFA	SHA
2008	5.55	1	1	15	6	0	0	1	0	35.2	32	23	22	14	23	9	4	3	152	.246	7	6	0	0	2
2009	4.45	2	0	18	0	0	0	0	1	30.1	27	16	15	14	17	3	1	1	131	.239	1	3	0	0	1
2010	7.53	0	0	14	1	0	0	1	0	14.1	19	13	12	12	11	4	0	1	73	.333	4	1	0	1	2
2011	3.44	8	3	17	10	1	0	0	0	73.1	71	32	28	15	56	12	1	2	299	.267	2	7	1	2	9
TOTAL	4.51	11	4	64	17	1	0	2	1	153.2	149	84	77	55	107	28	6	7	655	.263	14	17	1	3	14

Osich, Josh • LHP

Year	ERA	W	L	APP	GS	CG	SHO	CBO	SV	IP	H	R	ER	BB	SO	2B	3B	HR	AB	B/Avg	WP	HBP	BK	SFA	SHA
2008	7.56	0	2	12	4	0	0	1	0	25.0	33	29	21	26	19	8	1	4	137	.314	4	3	0	0	3
2009	2.05	0	0	17	1	0	0	0	1	26.1	15	6	6	17	34	1	0	2	109	.170	2	1	0	1	2
2011	3.64	6	4	16	16	1	1	0	0	76.2	62	34	31	34	79	17	0	4	324	.221	10	2	0	0	8
TOTAL	4.08	6	6	45	21	1	1	1	1	128.0	110	69	58	77	132	26	1	10	570	.233	16	6	0	1	13

Rodriguez, Jake • 2B/3B

Year	AVG	GP	GS	AB	R	H	2B	3B	HR	RBI	TB	SLG%	BB	HBP	SO	GDP	OB%	SF	SH	SB	ATT	PO	A	E	FLD%
2011	.320	33	26	75	9	24	5	1	1	7	34	.453	5	4	8	0	.388	1	2	3	4	33	53	1	.989

Schultz, Scott • RHP

Year	ERA	W	L	APP	GS	CG	SHO	CBO	SV	IP	H	R	ER	BB	SO	2B	3B	HR	AB	B/Avg	WP	HBP	BK	SFA	SHA
2011	3.61	4	1	21	3	0	0	0	1	52.1	46	24	21	14	28	12	0	2	221	.250	2	8	0	0	15

Smith, Tyler • 2B

Year	AVG	GP	GS	AB	R	H	2B	3B	HR	RBI	TB	SLG%	BB	HBP	SO	GDP	OB%	SF	SH	SB	ATT	PO	A	E	FLD%
2010	.247	51	43	146	24	36	10	0	2	20	52	.356	15	4	35	3	.331	1	0	2	5	55	129	3	.984
2011	.221	55	34	113	18	25	4	0	0	11	29	.257	27	2	23	3	.378	1	3	4	4	56	109	5	.971
TOTAL	.236	106	77	259	42	61	14	0	2	31	81	.313	42	6	58	6	.353	2	3	6	9	111	238	8	.978

Stamps, Brian • OF

Year	AVG	GP	GS	AB	R	H	2B	3B	HR	RBI	TB	SLG%	BB	HBP	SO	GDP	OB%	SF	SH	SB	ATT	PO	A	E	FLD%
2011	.271	59	38	155	29	42	11	2	2	23	63	.406	12	6	46	1	.347	0	7	7	10	98	3	1	.990

Starr, Taylor • RHP

Year	ERA	W	L	APP	GS	CG	SHO	CBO	SV	IP	H	R	ER	BB	SO	2B	3B	HR	AB	B/Avg	WP	HBP	BK	SFA	SHA
2008	1.61	3	1	16	0	0	0	0	1	22.1	17	7	4	13	16	3	0	0	101	.205	2	5	0	0	0
2009	0.00	0	0	1	0	0	0	0	0	1.0	0	0	0	0	2	0	0	0	3	.000	0	0	0	0	0
2011	0.00	0	0	1	0	0	0	0	0	0.0	0	0	0	0	0	0	0	0	0	.000	0	0	0	0	0
TOTAL	1.54	3	1	18	0	0	0	0	1	23.1	17	7	4	13	18	3	0	0	104	.198	2	5	0	0	0

Susac, Andrew • C

Year	AVG	GP	GS	AB	R	H	2B	3B	HR	RBI	TB	SLG%	BB	HBP	SO	GDP	OB%	SF	SH	SB	ATT	PO	A	E	FLD%
2010	.260	42	33	96	15	25	4	0	2	13	35	.365	15	6	23	6	.390	1	2	0	1	208	28	4	.983
2011	.298	40	39	141	31	42	9	4	5	32	74	.525	28	6	36	3	.429	2	1	0	1	217	27	3	.988
TOTAL	.283	82	72	237	46	67	13	4	7	45	109	.460	43	12	59	9	.414	3	3	0	2	425	55	7	.986

Wetzler, Ben • LHP

Year	ERA	W	L	APP	GS	CG	SHO	CBO	SV	IP	H	R	ER	BB	SO	2B	3B	HR	AB	B/Avg	WP	HBP	BK	SFA	SHA
2011	4.66	6	3	17	12	0	0	0	1	67.2	74	41	35	18	50	17	2	5	296	.275	7	5	0	1	3

LUKE ACOSTA



Junior • 5'9" • 180 • TR
Bats/Throws: R/R
Lafayette, La.
Lafayette/Hutchinson CC

Infield | #18

2011 (Junior)

Played in 19 games, starting eight ... Batted .306 with four doubles and eight RBI ... Doubled and scored the game-winning run in the series opener against Washington State (4/21) ... Posted a 2-for-5 effort with a run and RBI against Hartford (3/6) ... Went 2-for-2 with two doubles and four RBI in the second game of a doubleheader against Hartford (3/5) ... Drove in one of two team RBI against UConn and went 1-for-3 (2/25) ... Made his OSU debut and went 1-for-2 with two walks and an RBI against Gonzaga (2/20).

Personal

Majoring in business ... Born January 10, 1990 ... Son of Wilson and Cindy Acosta ... Has one brother, Cole, and one sister, Zoe ... Enjoys hunting and fishing ... Biggest athletic thrill to date is playing in the JUCO World Series in 2010 ... Favorite athlete is baseball's Mike Fontenot ... Favorite movie is Bull Durham ... Chose Oregon State because it has a history of being a top program.

Acosta's Single-Game Highs

Hits: 2-3x, last: Hartford, Mar 06, 2011
 Doubles: 2, Hartford, Mar 05, 2011
 Total bases: 4, Hartford, Mar 05, 2011
 RBI: 4, Hartford, Mar 05, 2011
 Runs scored: 2, at Fresno State, Feb 21, 2011
 Walks: 2, vs Gonzaga, Feb 20, 2011
 Struck out: 1, 5 times
 At bats: 5, Hartford, Mar 06, 2011

RYAN BARNES



Sophomore • 5'11" • 195 • 1L
Bats/Throws: R/R
West Linn, Ore.
West Linn

Outfield | #33

2011 (Sophomore)

Corvallis Regional All-Tournament Team ... Played in 51 games, starting 44 ... Batted .248 with nine doubles, a triple and a home run ... Walked 21 times to just 18 strikeouts ... Extended his hit streak to four games by going 1-for-4 against Creighton (6/4) ... Went 3-for-5 with a double, triple and two RBI against UALR in his postseason debut (6/3) ... Set a career-high with four hits, doubled twice, tripled home two and scored three runs in the series opener versus Washington (5/13) ... Set a career-high with three hits and extended his hit streak to six games in the finale at UCLA (5/1) ... Extended his hit streak with a 2-for-5 effort in the series finale against Arizona State (4/10) ... Drove in a run in Oregon State's four-run seventh and went 1-for-4 in the series opener against Arizona State (4/8)

... Tallied a 2-for-4 effort with a run and two RBI against Arizona (4/3) ... Hit his first home run, a three-run shot, against Arizona in a 1-for-4 effort (4/2) ... Tallied a 2-for-3 effort, driving in two runs in the second game of the series against UC Santa Barbara (3/26) ... Posted a 2-for-3 effort with two RBI and two doubles against Seattle (3/23) ... Extended his hit streak to three games by going 2-for-6 with two runs against Texas A&M-CC (2/26) ... Posted a 2-for-3 effort in his first career start in left against Fresno State (2/21).

Personal

Majoring in business ... Born November 1, 1990 in Portland, Ore. ... Son of Diane and Gary Barnes ... Has one brother, Bradley ... Both father, Gary, and mother, Diane, attended Oregon State ... Favorite athlete is Chad Ochocinco ... Favorite TV show is Prison Break ... Biggest athletic thrill to date is playing in two Cal Ripken World Series events ... Chose Oregon State "to succeed."

Barnes' Single-Game Highs

Hits: 4, vs Washington, May 13, 2011
 Doubles: 2-2x, last: vs Washington, May 13, 2011
 Triples: 1-2x, last vs UALR, June 3, 2011
 Home runs: 1, at Arizona, Apr 02, 2011
 Total bases: 8, vs Washington, May 13, 2011
 RBI: 3, at Arizona, Apr 02, 2011
 Runs scored: 3, vs Washington, May 13, 2011
 Walks: 2-2x, last: Arizona State, Apr 09, 2011
 Hit by pitch: 1, 5 times
 Struck out: 2-2x, last: at Oregon, May 27, 2011
 At bats: 6, vs Texas A&M-CC, Feb 26, 2011
 Stolen bases: 2, USC, May 20, 2011

COLE BAYLIS



Freshman • 6'7" • 205 • HS
Bats/Throws: R/R
Los Altos, Calif.
Saint Francis

Pitcher | #20

2011 (Freshman)

Threw in 14 games, all in relief ... Went 1-0 with a 2.25 ERA in 12 innings ... Struck out 12 and allowed opponents a .224 batting average ... Allowed one hit and an unearned run while striking out two in 2 2/3 innings against Oregon (5/3) ... Threw 1/3 of an inning against Washington State for his second career Pac-10 action (4/22) ... Picked up the win after going 1 2/3 innings in relief against Indiana (2/27) ... Made his OSU debut and struck out three in 1 2/3 innings against Fresno State (2/20).

Personal

Majoring in fisheries and wildlife ... Born December 12, 1991 in Palo Alto, Calif. ... Son of Lloyd and Cherie Baylis ... Has one brother, Tyler ... Enjoys fishing and hunting ... Favorite athlete is Rob Nen ... Favorite TV show is Entourage ... Biggest athletic thrill to date is seeing OSU win both of its national championships ... Chose Oregon State because "I've wanted to go here my entire life."

Baylis' Single-Game Highs

Innings pitched: 2.2, Oregon, May 03, 2011
 Walks allowed: 1, 7 times
 Strikeouts: 3, at Fresno State, Feb 20, 2011
 Batters faced: 11, Oregon, May 03, 2011

CARTER BELL



Junior • 6'0" • 200 • 2L
Bats/Throws: R/R
Courtenay, B.C., Canada
Vanier Secondary School

Infield | #2

MLB First-Year Player Draft

Bell was a 22nd-round selection by the San Francisco Giants in the 2008 MLB First-Year Player Draft but did not sign ... Selected in 29th round of 2011 MLB Draft by Arizona.

2011 (Junior)

All-Pac-10 Honorable Mention ... Corvallis Regional All-Tournament Team ... Played in 52 games, starting 48 ... Batted .299 with 12 doubles, a triple and two home runs ... Drove in 23 and was 4-of-5 in stolen-base attempts ... Homered and went 2-for-4 in the finale of the Super Regional at Vanderbilt ... Tallied a 2-for-4 effort with a run and RBI against Creighton (6/4) ... Doubled and ended up 2-for-4 with a run scored against UALR (6/3) ... Went 3-for-3 with a run, RBI and double in the second game of a doubleheader at Washington (5/14) ... Hit his first home run of the season and extended his hit streak to five games going 1-for-3 against California in the second game of a doubleheader (5/7) ... Tripled home three and went 2-for-5 in the series opener at UCLA (4/29) ... Tied a season-high with three hits in four at bats in the series finale against Arizona State (4/10) ... Posted a 2-for-4 effort against Arizona State (4/9) ... Concluded the series with Arizona by going 3-for-4 with two runs scored (4/3) ... Tallied a 2-for-4 effort, scoring two runs with a double in the series opener against UC Santa Barbara (3/25) ... Pushed his hit streak to three games by going 2-for-4 with an RBI against VMI (3/13) ... Tallied three hits in five at bats with two runs, two doubles, two RBI and two stolen bases against VMI (3/12) ... Cleared the bases with a double to center in the 10th for the game-winning runs against UT-San Antonio (2/28) ... Posted his first multi-hit game of 2011 by going 2-for-3 with an RBI against Gonzaga (2/20) ... Singled and drove in a run in the season opener against Gonzaga (2/19).


Personal

Major is communications ... Born June 12, 1990 in Victoria, B.C., Canada ... Son of Angie and Darin Bell ... Has one sister, Alyssa ... Enjoys swimming and mountain biking ... Biggest athletic thrill to date is playing in the World Championships with Team Canada ... Favorite TV show is Seinfeld and favorite athlete is Tiger Woods ... Chose Oregon State because of the competitive program and learning opportunities.

Bell's Single-Game Highs

Hits: 3, 10 times
 Doubles: 2-2x, last: VMI, Mar 12, 2011
 Triples: 1-2x, last: at UCLA, Apr 29, 2011
 Home runs: 1, 5 times
 Total bases: 6, Oregon, May 09, 2010
 RBI: 3, 4 times
 Runs scored: 2, 14 times
 Walks: 2, 7 times
 Hit by pitch: 2, Oregon, May 07, 2010
 Struck out: 3-3x, last: Oregon, May 08, 2010
 At bats: 5, 12 times
 Stolen bases: 2, VMI, Mar 12, 2011

PARKER BERBERET



Senior • 6'3" • 205 • 1L
Bats/Throws: R/R
Yorba Linda, Calif.
Esperanza/Cypress College

Catcher | #8

MLB First-Year Player Draft

Berberet was selected in the 25th round of the 2011 MLB Draft by Milwaukee.

2011 (Senior)

Corvallis Regional All-Tournament Team ... Played in 49 games, starting 47 ... Batted .259 with 12 doubles, two triples and five home runs ... Drove in a team-leading 39 and walked 22 times ... Hit a home run and drove in two by going 2-for-2 with a walk in the regional final against Georgia (6/5) ... Went 2-for-4 and drove in a run while scoring two against Portland (5/10) ... Drove in four on the strength of a home run and a walk and finished 1-for-4 with two runs scored against Portland (4/5) ... Homered and went 2-for-4 with two RBI against UC Santa Barbara (3/26) ... Tallied his seventh multi-RBI game with two in a 2-for-4 effort in the midweek opener against Seattle (3/22) ... Extended his hit streak to five games by going 1-for-4 with a double against Oregon (3/8) ... Combined to go 5-for-10 with three runs, six RBI, two doubles and a triple in a doubleheader against Hartford (3/5) ... Homered for the second straight game and went 2-for-4 against Indiana (2/27) ... Posted a 3-for-4 effort and drove in three, including OSU's first home run of the season, against Texas A&M-CC (2/26) ... Went 1-for-4, doubling home two in the seventh against Fresno State (2/21) ... Doubled and scored a run against Fresno State (2/20).

Personal

Majoring in sociology ... Born October 20, 1989 in Long Beach, Calif., and considers Yorba Linda, Calif., his hometown ... Son of Anna and Glen Berberet ... Has one brother, Dylan, and one sister, Nicole ... Enjoys surfing, fishing and playing ping pong in his spare time ... Favorite athlete is Kobe Bryant ... Favorite TV show is The Office ... Chose Oregon State because "I wanted to win a championship."

Berberet's Single-Game Highs

Hits: 3-3x, last: vs Texas A&M-CC, Feb 26, 2011
 Doubles: 2-2x, last: Seattle, May 18, 2010
 Triples: 1-2x, last: at Stanford, Apr 16, 2011
 Home runs: 1, 7 times
 Total bases: 6-2x, last: Hartford, Mar 05, 2011
 RBI: 4-3x, last: at Portland, Apr 05, 2011
 Runs scored: 3, vs UT-San Antonio, Feb 28, 2011
 Walks: 4, vs UT-San Antonio, Feb 28, 2011
 Hit by pitch: 1, 6 times
 Struck out: 2, 14 times
 At bats: 6-2x, last: Hartford, Mar 05, 2011
 Stolen bases: 1-3x, last: vs UT-San Antonio, Feb 28, 2011

CAM BOOSER



Freshman • 6'3" • 215 • HS
Bats/Throws: L/L
Milton, Wash.
Fife

Pitcher | #11

2011 (Freshman)

Appeared in six games, making two starts ... Went 0-1 with a 6.97 ERA in 10 1/3 innings ... Struck out six with seven walks ... Opponents batted .333 against him.

Fife High School

Rated as the No. 4 high school player in the state of Washington by Baseball Northwest ... First-team all-state, all-area and all-league as a senior ... Batted .475 with six doubles, two triples, five home runs and 40 RBI his senior year ... As a junior, batted .481 with 24 RBI, six home runs, seven doubles and three triples ... Stole eight bases and was named first-team all-league ... As a pitcher, was 5-1 with a 1.73 ERA in eight appearances ... Struck out 54 in 28 innings ... Was the 2009 league MVP ... Named to the 2009 Tacoma News Tribune All-Area Team ... 2009 2A First-Team All-State and 2009 Area Code Team ... Batted .417 as a sophomore, collecting three home runs and seven doubles to go along with 14 RBI ... On the hill, was 5-1 with a 1.25 ERA in eight appearances ... Struck out 57 in 28 innings ... After sophomore year, was named to first-team all-league ... Has also lettered two years in football.

Personal

Major is undecided ... Born May 4, 1992 in Tacoma, Wash., and considers Milton his hometown ... Son of Tim and Debbie Booser ... Has two sisters, Kelsey and Carly ... Enjoys fishing and snowboarding in his spare time ... Favorite professional athlete is Josh Hamilton ... Favorite movies are Anchorman, Step Brothers, The Hangover and The Punisher ... Biggest athletic thrill to date is getting his scholarship from Oregon State ... Chose Oregon State because of the "amazing baseball program, and the great college town."

Booser's Single-Game Highs

Innings pitched: 4.2, at Fresno State, Feb 20, 2011
 Walks allowed: 3, at Fresno State, Feb 20, 2011
 Strikeouts: 4, at Fresno State, Feb 20, 2011
 Batters faced: 20, at Fresno State, Feb 20, 2011

striking out 35 to just 11 walks ... Opponents batted .253 against him ... Threw two innings of scoreless relief against UALR, striking out two (6/3) ... Worked 1 2/3 innings of scoreless relief in the opener against USC (5/20) ... Tied a season-high with four strikeouts in 2 1/3 scoreless innings against Portland (5/10) ... Inherited two runners, stranding both, and worked two full innings in the first game of a doubleheader against California (5/7) ... Worked two scoreless innings in relief in the series opener at UCLA (4/29) ... Threw a scoreless inning against Washington State (4/22) ... Saved his fourth game of the season after allowing four hits and no runs in three innings against Stanford (4/16) ... Picked up his third save after holding Arizona State scoreless in 1 1/3 innings in the series finale (4/10) ... Threw two innings in relief against Arizona, allowing three hits and a run (4/3) ... Worked a season-long three innings, allowing just two hits and an unearned run to UC Santa Barbara (3/27) ... Picked up his second save after holding Seattle to no hits and no runs with four strikeouts in two innings (3/23) ... Struck out a season-best four in 2 1/3 innings of relief against Seattle (3/22) ... Picked up his first career save after shutting out Oregon in 2 2/3 innings of relief while striking out three (3/8) ... Threw 1 2/3 innings against Fresno State, scattering a hit and striking out three (2/20) ... Worked consecutive 2/3 of an inning against Gonzaga (2/19 and 2/20).

Personal

Majoring in business ... Born February 2, 1991 in Bellevue, Wash., and considers Mercer Island, Wash., his hometown ... Son of Lisa and Kurt Boyd ... Has one sister, Jessica ... Enjoys playing Guitar Hero, participating in a youth group and reading in his spare time ... Favorite athlete is Ken Griffey, Jr. ... Favorite TV show is Family Guy and favorite movies are The Sandlot and Bull Durham ... Would be playing hockey if he wasn't a baseball player ... Chose Oregon State because of the quality of the coaches, the chance to play in a Pac-10 school, a chance to play for a school with a winning tradition and because OSU has his desired major.

Boyd's Single-Game Highs

Hits: 2, 4 times
 Doubles: 1, 6 times
 Home runs: 1-3x, last: at Arizona State, May 21, 2010
 Total bases: 6, Maine, Mar 19, 2010
 RBI: 3-3x, last: at Arizona State, May 21, 2010
 Runs scored: 2-3x, last: Long Beach State, Mar 26, 2010
 Walks: 2, vs Arizona State, Mar 05, 2010
 Hit by pitch: 1-2x, last: Stanford, Apr 17, 2010
 Struck out: 3-2x, last: Southern Utah, Mar 24, 2010
 At bats: 5, 4 times

Innings pitched: 6.2, vs UC Riverside, Mar 04, 2010
 Walks allowed: 2, 6 times
 Strikeouts: 7, vs UC Riverside, Mar 04, 2010
 Batters faced: 25, vs UC Riverside, Mar 04, 2010

MATT BOYD



Sophomore • 6'3" • 215 • 1L
Bats/Throws: L/L
Mercer Island, Wash.
Eastside Catholic

Pitcher | #31

2011 (Sophomore)

All-Pac-10 Honorable Mention ... Appeared in 30 games, all in relief ... Went 0-0 with a 1.57 ERA ... Saved four games ... Threw in 46 innings,

TONY BRYANT



Sophomore • 6'7" • 210 • 1L
Bats/Throws: R/R
Kennewick, Wash.
Kennewick

Pitcher | #36

MLB First-Year Player Draft

Bryant was a 25th-round selection by the Minnesota Twins in the 2009 MLB First-Year Player Draft but did not sign.

2011 (Sophomore)

All-Pac-10 First Team ... Appeared in 28 games, all in relief ... Went 3-2 with a 1.52 ERA in 47 1/3 innings ... Posted 12 saves ... Struck out 40 with 11 walks and opponents batted .224 against him ... Earned his 12th save by throwing a scoreless ninth in the regional final against Georgia (6/5) ... Got his 11th save after a scoreless ninth against UALR (6/3) ... Picked up save No. 9 after holding Cal to a hit in 1 2/3 innings in the series finale (5/8) ... Saved his seventh game after a perfect ninth against UCLA (4/29) ... Won his third game of the season after throwing a scoreless ninth against Washington State (4/22) ... Recorded his sixth save of the season after going one full inning in the opener against Washington State (4/21) ... Saved game No. 5 after getting the final out in the series finale at Stanford (4/17) ... Struck out three in the ninth to earn his fourth save of the season in the series opener against Stanford (4/15) ... Limited Arizona State to three hits and a run in 3 1/3 innings of relief in the series finale (4/10) ... Picked up save No. 3 after limiting Arizona to four hits and a run in two innings (4/2) ... Earned his second save of the season after limiting Long Beach State to a hit with two strikeouts in an inning (3/19) ... Threw four scoreless innings against VMI, allowing just one hit (3/13) ... Picked up win No. 2 after allowing just two hits over two innings while striking out four against Oregon (3/8) ... Threw 2 2/3 innings in relief against Hartford, allowing one hit with four strikeouts (3/6) ... Worked four innings against Fresno State and tallied a career-best six strikeouts (2/21) ... Picked up the win after throwing three scoreless innings in the season opener against Gonzaga (2/19).


Personal

Majoring in business ... Born April 18, 1991 in Richland, Wash., and considers Kennewick his hometown ... Son of Joann and Gary Bryant ... Has one sister, Kelsie ... Enjoys ping pong, video games and basketball in his spare time ... Favorite athlete is Randy Johnson and favorite TV show is SportsCenter ... Favorite movie is Happy Gilmore ... Biggest athletic thrill to date is playing in the 2010 Gainesville Regional ... Chose Oregon State because he "liked the coaches and the great baseball program."

Bryant's Single-Game Highs

Innings pitched: 4.0-2x, last: VMI, Mar 13, 2011
Walks allowed: 3, at Washington, May 14, 2011
Strikeouts: 6, at Fresno State, Feb 21, 2011
Batters faced: 16, at Long Beach State, Mar 19, 2011

DAN CHILD



Freshman • 6'4" • 225 • HS
Bats/Throws: R/R
Rocklin, Calif.
Jesuit

Pitcher | #41

2011 (Freshman)

Appeared in four games, going 0-1 with a 9.00 ERA ... Worked five innings, striking out two and walking two.


Personal

Major is undecided ... Born July 24, 1992 in Fresno, Calif. ... Son of Dan and Lori Child ... Has two brothers, Christopher and Andrew, and two sisters, Emily and Allison ... Enjoys tennis, basketball, biking and playing Xbox video games ... Favorite TV show is The Office and favorite movie is Gladiator ... Biggest athletic thrill to date is winning a Gold medal with Team USA 18U in Mexico in 2009 ... Chose Oregon State because of the great program and is in a great college town.

Child's Single-Game Highs

Innings pitched: 2.0, at Fresno State, Feb 21, 2011
Walks allowed: 1-2x, last: Hartford, Mar 05, 2011
Strikeouts: 1-2x, last: Hartford, Mar 05, 2011
Batters faced: 9, at Fresno State, Feb 21, 2011

BRANDON DEFAZIO



Freshman • 6'0" • 185 • HS
Bats/Throws: R/R
Pleasanton, Calif.
Foothill

Infield/Outfield | #19


2011 (Freshman)

Did not play during the season.

Personal

Majoring in business ... Born April 12, 1992 in Walnut Creek, Calif. ... Son of Mike and Sue Defazio ... Has one brother, Grant, and one sister, Allison ... Enjoys wakeboarding, snowboarding and cars ... Favorite athlete is Buster Posey ... favorite TV show is Family Guy and favorite movie is Superbad ... Chose Oregon State because "the coaching staff is extremely knowledgeable and I like their philosophies."

ADAM DUKE



Freshman • 6'1" • 185 • HS
Bats/Throws: R/R
Salem, Utah
Spanish Fork

Pitcher | #23

MLB First-Year Player Draft

Duke was a 16th-round selection in the 2010 MLB First-Year Player Draft by the Boston Red Sox.

2011 (Freshman)

Pitched in six games, all in relief ... Went 1-0 with a 4.76 ERA in 5 2/3 innings ... Struck out three ... Opponents batted .158 against him ... Earned his first career win after allowing just a walk in a 1 1/3 innings in the regional final against Georgia (6/5) ... Threw a scoreless eighth against Oregon (5/28) ... Worked first inning in Pac-10 play, allowing two walks with a strikeout against USC (5/21) ... Made his collegiate debut against Portland (5/10) and allowed a hit and two runs while striking out one and walking one in one inning of work.

Personal

Major is undecided ... Born May 6, 1992 in Payson, Utah ... Son of Dev and Alese Duke ... Has two brothers, Brock and Mike ... Enjoys four-wheeling, snowmobiling, hiking and sports of all kinds ... Favorite athlete is Kobe Bryant and favorite TV channel is ESPN ... Favorite movie is The Guardian ... Biggest athletic thrill to date is winning two consecutive state championships ... Chose Oregon State because of the coaches and the environment.

Duke's Single-Game Highs

Innings pitched: 1.1, Georgia, June 05, 2011
 Walks allowed: 2, USC, May 21, 2011
 Strikeouts: 1-2x, last: USC, May 21, 2011
 Batters faced: 5-3x, last: Georgia, June 05, 2011

RYAN DUNN



Junior • 5'10" • 175 • TR
Bats/Throws: R/R
Bend, Ore.
Esperanza/Orange Coast College

Infield | #38

2011 (Junior)

All-Pac-10 Honorable Mention ... Named Pac-10 Player of the Week 11 ... Appeared in 53 games, starting 46 ... Batted .280 with eight doubles, a triple and four home runs ... Drove in 26 and walked 15 times ... Pushed his hit streak to five games with a 2-for-5 effort in the opener against USC (5/20) ... Became the second player in OSU history to hit for the cycle and went 4-for-4 with four RBI against Portland (5/10) ... Drove in the game-tying run and went 2-for-5 against UCLA (4/29) ... Drove in two on sacrifice flies in the win over Washington State (4/22) ... Extended his hit streak three games by going 2-for-4 with two runs, a home run, double and three RBI in the series finale against Arizona State (4/10) ... Posted his second consecutive multi-hit game, going 2-for-4 with a run and an RBI against Arizona State (4/9) ... Drove in two in OSU's four-run seventh and finished 2-for-3 with two runs, two RBI and two doubles in the series opener against Arizona State (4/8) ... Hit a three-run home run in the sixth for the game winner and finished 3-for-4 with three RBI against Arizona (4/2) ... Drove in two on a 1-for-3 effort against Oregon (3/8) ... Tallied a 1-for-3 effort with two runs and an RBI against Indiana (2/27) ... Was 1-for-2 with a walk and scored the game-winning run against UConn (2/25) ... Went 1-for-3 and scored a run in his positional debut against Fresno State (2/21).

Personal

Majoring in communications ... Born October 28, 1988 in Portland, Ore. ... Son of Jim and Diane Dunn ... Has two sisters, Jamie and Sarah ... Enjoys surfing, snowboarding, basketball and golf ... Favorite athlete is Wes Welker and favorite TV show is Family Guy ... Favorite movie is Wedding Crashers ... Biggest athletic thrill to date is winning a junior college championship ... Chose Oregon State because it's a college town, and the atmosphere, baseball and academics.

Dunn's Single-Game Highs

Hits: 4, Portland, May 10, 2011
 Doubles: 2, Arizona State, Apr 08, 2011
 Triples: 1, Portland, May 10, 2011
 Home runs: 1, 4 times
 Total bases: 10, Portland, May 10, 2011
 RBI: 4, Portland, May 10, 2011
 Runs scored: 2, 6 times
 Walks: 2, Washington State, Apr 21, 2011
 Hit by pitch: 2, at Long Beach State, Mar 19, 2011
 Struck out: 2, 6 times
 At bats: 5, 6 times
 Stolen bases: 1, vs Washington, May 13, 2011

SAM GAVIGLIO



Junior • 6'1" • 195 • 2L
Bats/Throws: R/R
Ashland, Ore.
Ashland

Pitcher | #32

MLB First-Year Player Draft

Gaviglio was a 40th round selection in the 2008 MLB First-Year Player Draft by Tampa Bay ... Selected in the fifth round of the 2011 MLB Draft by St. Louis.

2011 (Junior)

Baseball America All-America Second-Team ... Louisville Slugger All-America Second-Team ... NCBWA All-America Third-Team ... All-Pac-10 First Team ... Golden Spikes Award Semifinalist ... Corvallis Regional Most Outstanding Player ... Corvallis Regional All-Tournament Team ... College Baseball Hall of Fame National Pitcher of the Year Semifinalist ... Named the Pac-10 Pitcher of the Week March 1 ... Pac-10 Pitcher of the Week March 21 ... Golden Spikes Spotlight Player of the Week (March 21) ... Collegiate Baseball/Louisville Slugger National Player of the Week (March 21) ... Posted a 41 2/3 inning scoreless streak that was ended March 25 against UC Santa Barbara ... Scoreless streak was longest at OSU in metal bat era and just 1 1/3 innings away from tying Pac-10 record ... Finished the season 12-3 with a 2.54 ERA in 17 games, all starts ... Threw in 120 2/3 innings, allowing 91 hits with 33 walks ... Opponents batted .210 ... Posted four complete games and two shutouts ... Allowed nine hits and 10 runs in a super regional appearance at Vanderbilt (6/10) ... Threw an OSU postseason record 11 strikeouts en route to a complete-game effort to win his 12th game of the season in a 5-1 victory over Creighton (6/4) ... Took the loss after allowing four hits and four runs in 6 2/3 innings at Oregon (5/27) ... Picked up win No. 11 after scattering four hits and two runs over 6 2/3 innings in the series opener against USC (5/20) ... Allowed 10 hits and three runs - all unearned - in 5 2/3 innings against Washington for his 10th win of the season (5/14) ... Threw 6 1/3 innings against California, tallying 10 strikes while allowing just five hits and no runs for the win (5/7) ... Picked up win No. 8 after allowing six hits and five runs over six innings at UCLA (4/29) ... Did not get the decision after allowing seven hits and six runs, while striking out eight, in 6 2/3 innings against Washington State (4/22) ... Took home win No. 7 after holding Stanford scoreless over eight innings, allowing just for hits and striking out eight in the series opener (4/15) ... Went nine innings against Arizona State for his third complete game of the season, allowing nine hits and three runs while striking out three for the win (4/8) ... Suffered his first loss of the season after allowing 10 runs - four earned - and eight hits in five innings at Arizona (4/1) ... Picked up the win against UC Santa Barbara after going 7 2/3 innings, striking out 11 and allowing two runs and six hits (3/25) ... Took a perfect game into the eighth inning, allowed just one hit and struck out a career-best in a complete-game shutout of Long Beach State on March 18 ... Earned win No. 3 after striking out five, walking three and scattering just three hits in eight innings against New Mexico State (3/11) ... Picked up win No. 2 after holding Hartford scoreless over six innings, striking out six while allowing two hits (3/8) ... Named the Pac-10 Pitcher of the Week (March 1) after holding then-No. 14 UConn to two hits while striking out 10 ... Started opening day for OSU, striking out five and limiting Gonzaga to two unearned runs and six hits in 6 2/3 innings but did not get the decision (2/19).

Personal

Major is forestry ... Born May 22, 1990 ... Son of Nancy and Jack Gaviglio ... Has one brother, Gus ... Enjoys hunting, fishing and water skiing ... Favorite

athlete is Ryan Ortiz and favorite movie is Joe Dirt ... Biggest athletic thrill to date is winning the high school state championships at Ashland ... Chose Oregon State because it's close to home and his family has a history of attending OSU.

Gaviglio's Single-Game Highs

Innings pitched: 9.0, 4 times
 Walks allowed: 7, at UCLA, Apr 29, 2011
 Strikeouts: 14, at Long Beach State, Mar 18, 2011
 Batters faced: 37-2x, last: Arizona State, Apr 08, 2011

MAX GORDON



Sophomore • 5'6" • 175 • TR
Bats/Throws: L/L
Ashland, Ore.
Ashland/Sierra College

Outfield | #40

2011 (Sophomore)

Played in 30 games, starting 12 ... Batted .130 with a double and two RBI ... Picked up his first career hit in the first game of a doubleheader against Hartford and finished 1-for-3, then duplicated that effort in the second game (3/6).

Personal

Majoring in exercise and sports science ... Born August 8, 1990 in Sacramento, Calif. ... Son of Stan and Michelle Gordon ... Has one brother, Nicholas ... Enjoys hunting and fishing ... Favorite athlete is Ken Griffey, Jr., and favorite TV show is SportsCenter ... Favorite movie is Anchorman ... Biggest athletic thrill to date is winning a high school state championship.

Gordon's Single-Game Highs

Hits: 1, 5 times
 Doubles: 1, USC, May 21, 2011
 Total bases: 2, USC, May 21, 2011
 RBI: 1, Hartford, Mar 05, 2011
 Runs scored: 2, VMI, Mar 13, 2011
 Walks: 2, VMI, Mar 13, 2011
 Hit by pitch: 1, 4 times
 Struck out: 2, 3 times
 At bats: 4, 4 times
 Stolen bases: 1, 3 times

RYAN GORTON



Junior • 6'2" • 205 • 2L
Bats/Throws: R/R
Tigard, Ore.
Tigard

Pitcher/Catcher | #16

2011 (Junior)

Played in four games, starting once ... Had five at bats ... Pitched in eight games, all out of the bullpen, and went 0-0 with a 9.00 ERA ... Struck out

nine and walked five and opponents batted .400 against him.

Personal


Majoring in sociology ... Born February 27, 1990 in Portland, Ore. ... Son of Cindy and Ty Gorton ... Has one sister, Sarah ... Enjoys video games, basketball, football, guitar and playing cards in his spare time ... Favorite athlete is Michael Jordan ... Biggest athletic thrill to date is winning the 2008 Babe Ruth World Series ... Favorite TV show is Forensic Files and favorite movie is Dumb and Dumber ... Chose Oregon State because of the program.

Gorton's Single-Game Highs

Hits: 1-3x, last: Portland, Mar 14, 2010
 Doubles: 1, Portland, Mar 14, 2010
 Total bases: 2, Portland, Mar 14, 2010
 RBI: 2-2x, last: Long Beach State, Mar 26, 2010
 Runs scored: 1, vs Missouri State, Mar 14, 2009
 Walks: 1-3x, last: at USC, Apr 02, 2010
 Struck out: 2, UCLA, Apr 10, 2010
 At bats: 3-2x, last: UCLA, Apr 10, 2010

Innings pitched: 7.0, Portland, Apr 06, 2010
 Walks allowed: 4-2x, last: UCLA, Apr 10, 2010
 Strikeouts: 4, 5 times
 Batters faced: 28, Portland, Apr 06, 2010

DANNY HAYES



Sophomore • 6'4" • 205 • 1L
Bats/Throws: L/R
Rancho Murieta, Calif.
Jesuit

Infield | #9

2011 (Sophomore)

Played in 51 games, starting in 39 ... Batted .279 with 10 doubles, four home runs and 32 RBI ... Walked 31 times to 32 strikeouts ... Hit a solo home run and went 2-for-2 with a walk against UALR (6/3) ... Homered and went 2-for-4 with two runs and two RBI against Washington (5/14) ... Talled a 2-for-5 effort in the finale at UCLA (5/1) ... Drove in the game-winning run in the ninth and finished 3-for-5 with two RBI against Washington State (4/22) ... Pushed his hit streak to five games by going 2-for-4 with a run and a double against Seattle (3/23) ... Extended his hit streak to four games with a 1-for-3 effort against Seattle (3/22) ... Talled a 2-for-4 effort with a double and three RBI in the first game of a doubleheader against Long Beach State (3/19) ... Was 3-for-4 with a double, home run, three RBI and two walks against Long Beach State (3/18) ... Combined to go 4-for-10 with two runs, four RBI and a double in a doubleheader against Hartford (3/6) ... Hit a three-run home run in the ninth to give OSU a 6-5 lead against UT-San Antonio (2/28) ... Drove in two with a pinch-hit double in the eighth for the game winners against Indiana (2/27) ... Went 2-for-3 to finish with his first hits of the season, against Texas A&M-CC (2/26).

Personal

Major is undeclared ... Born September 21, 1990 in Sacramento but considers Rancho Murieta his hometown ... Is the son of Dan and Jeanne Hayes ... Has one sister, Hailey ... Favorite athlete is Dustin Pedroia and favorite movie is Top Gun ... Biggest athletic thrill to date is hitting his first collegiate home run, April 18, 2010 against Stanford ... Chose Oregon State because of the coaching staff.

Hayes' Single-Game Highs

Hits: 3, 4 times
 Doubles: 2, UCLA, Apr 10, 2010
 Home runs: 1, 5 times
 Total bases: 7, at Long Beach State, Mar 18, 2011
 RBI: 3, 8 times
 Runs scored: 3-3x, last: at Portland, Apr 05, 2011
 Walks: 3, Hartford, Mar 05, 2011
 Hit by pitch: 1-2x, last: at Washington, May 14, 2011
 Struck out: 3-3x, last: Arizona State, Apr 08, 2011
 At bats: 5, 8 times
 Stolen bases: 1-2x, last: at Washington, May 14, 2011

DYLAN JONES



Senior • 6'2" • 210 • 1L
Bats/Throws: L/L
Aloha, Ore.
Aloha/Mount Hood CC

Utility | #35

2011 (Senior)

Played in nine games, starting five ... Batted .111 with five RBI ... Drove in a run and went 1-for-3 against Washington State (4/22) ... Tallied a 1-for-2 effort with an RBI in just his second game of the season, coming 3/13 vs. VMI ... Threw in three games ... Went 0-0 with a 0.00 ERA in 3 1/3 innings ... Worked 2/3 of an inning in relief against Oregon, striking out one (5/27) ... Threw 2 1/3 scoreless innings against Arizona (4/1).

Personal

Majoring in communications ... Born August 18, 1989 in Portland, Ore., but considers Aloha his hometown ... Is the son of Deral and Joan Jones ... Has one sister, Danielle ... Enjoys basketball and watching movies in his spare time ... Favorite athlete is Ken Griffey, Jr. ... Favorite TV show is ESPN's SportsCenter and favorite movie is For Love of the Game ... Biggest athletic thrills to date are playing for Oregon State and hitting three home runs in the Oregon vs. Washington All-Star game ... Chose Oregon State because it's a winning program and because of the coaching staff.

Jones' Single-Game Highs

Hits: 3, Oregon, May 09, 2010
 Doubles: 2, at USC, Apr 03, 2010
 Total bases: 4-2x, last: Oregon, May 09, 2010
 RBI: 1, 12 times
 Runs scored: 3, Arizona, May 28, 2010
 Walks: 1, 12 times
 Hit by pitch: 1-2x, last: at USC, Apr 03, 2010
 Struck out: 3, San Diego, May 10, 2010
 At bats: 5, vs Florida Atlantic, Jun 04, 2010
 Innings pitched: 5.2, Florida, Jun 05, 2010
 Walks allowed: 2, 4 times
 Strikeouts: 3-2x, last: Florida, Jun 05, 2010
 Batters faced: 24, Florida, Jun 05, 2010

KAVIN KEYES



Freshman • 6'0" • 190 • HS
Bats/Throws: S/R
Sandy, Utah
Alta

Infield | #3

2011 (Freshman)

All-Pac-10 First Team ... Named Pac-10 Player of the Week April 18 ... Played in 55 games, starting 50 ... Batted .302 with 10 doubles, a home run and 30 RBI ... Walked 17 times ... Doubled and went 2-for-5 with an RBI in the regional final against Georgia (6/5) ... Went 2-for-5 with two runs, a double, home run and three RBI in the first game of a doubleheader at Washington (5/14) ... Tied a season-high with three RBI after going 2-for-4 with two doubles against Washington (5/13) ... Drove in two and went 1-for-3 with a run scored against Portland (5/10) ... Went 2-for-4 with two RBI in the series finale against California (5/8) ... Moved his hit streak to four games with a 2-for-5 effort in the finale at UCLA (5/1) ... Drove in the game's only runs with a two-run double in the sixth in the second game at UCLA (4/30) ... Drove in the game's lone run and extended his hit streak to 12 games with a 1-for-4 effort against Stanford (4/15) ... Pushed his hit streak to 10 games by going 2-for-4 in the second game of the series against Arizona State (4/9) ... Extended his hit streak to nine games by going 2-for-4 with a run in the series opener against Arizona State (4/8) ... Posted a 2-for-4 effort with a season-best two runs against UC Santa Barbara (3/26) ... Pushed his hit streak to six games by going 1-for-3 with a run, RBI and walk against New Mexico State (3/11) ... Extended his hit streak with a 1-for-3 effort in the second game of a doubleheader against Hartford after going 2-for-3 in game one (3/6) ... Drove in his first two career runs with a single in the second game of a doubleheader against Hartford (3/5) ... Posted an infield hit in his first career at bat in the season opener against Gonzaga (2/19).


Personal

Major is undecided ... Born April 25, 1992 ... Son of Bob Keyes and Shaina Robinson ... Has one brother, Kyle, and one sister, Savanna ... Was a member of the Honor Roll throughout his high school tenure ... Favorite TV show is Cheers and favorite movie is The Lion King.

Keyes' Single-Game Highs

Hits: 3, at Stanford, Apr 16, 2011
 Doubles: 2, vs Washington, May 13, 2011
 Home runs: 1, at Washington, May 14, 2011
 Total bases: 6, at Washington, May 14, 2011
 RBI: 3-3x, last: at Washington, May 14, 2011
 Runs scored: 2-2x, last: at Washington, May 14, 2011
 Walks: 2-3x, last: UALR, June 3, 2011
 Hit by pitch: 1-2x, last: California, May 07, 2011
 Struck out: 2, 12 times
 At bats: 5, 4 times
 Stolen bases: 1-3x, last: Portland, May 10, 2011

MICHAEL MILLER



Senior • 6'2" • 175 • 3L

Bats/Throws: L/L

Cashmere, Wash.

Cashmere

Outfield | #6

2011 (Senior)

Appeared in 53 games, starting 27 ... Batted .252 with three doubles, a home run and six RBI ... Hit his first home run of the season in his only at bat against Portland (5/10) ... Tallied a season-best three hits and scored the game's lone run in the series opener at Stanford (4/15) ... Moved his hit streak to five games with a 2-for-4 effort against Arizona State (4/9) ... Went 2-for-4 with a run and a walk in the series finale against Arizona (4/3) ... Posted two RBI after going 2-for-4 in the first game of a doubleheader against Long Beach State (3/19) ... Picked up his first RBI of the season with a single to right in the eighth against New Mexico State (3/11).

Personal

Major is construction engineering management ... Born July 5, 1988 in Wenatchee, Wash. ... Son of Jennifer and Marc Miller ... Has two brothers: Marcus and Matthew ... Enjoys playing the guitar, fishing, barbecuing, carpentry and playing cribbage ... Favorite TV show is Survivor Man and favorite movie is Forrest Gump ... Would most like to see the Kentucky Derby ... Chose Oregon State for the chance to win a national championship, academics and that it was close to home.

Miller's Single-Game Highs

Hits: 3-2x, last: at Stanford, Apr 15, 2011
 Doubles: 1, 10 times
 Triples: 1-2x, last: at Stanford, May 22, 2009
 Home runs: 1-3x, last: Portland, May 10, 2011
 Total bases: 5-2x, last: at USC, Apr 03, 2010
 RBI: 3, BYU, Apr 14, 2009
 Runs scored: 3, Long Beach State, Mar 26, 2010
 Walks: 3, USC, Apr 17, 2009
 Hit by pitch: 2-2x, last: Tennessee, Feb 26, 2010
 Struck out: 4-2x, last: UCLA, Apr 10, 2010
 At bats: 7, UCLA, Apr 10, 2010
 Stolen bases: 2, Washington State, May 16, 2009

GARRETT NASH



Sophomore • 5'10" • 180 • 1L

Bats/Throws: S/R

Draper, Utah

Jordan

Outfield | #12

MLB First-Year Player Draft

Nash has been selected by Major League Baseball clubs twice ... He was selected in the fourth round of the 2007 draft by the Texas Rangers ... He was selected again in 2010, in the 39th round by the Arizona Diamondbacks.

2011 (Sophomore)

Corvallis Regional All-Tournament Team ... Played in 48 games, starting 28 ... Batted .208 with five doubles, three home runs and 14 RBI ... Homered for the second consecutive game and went 2-for-4 against Creighton (6/4) ... Hit a two-run home run in the win versus UALR (6/3) ... Went 2-for-3 and drove in two with a home run in the ninth against Oregon (5/3) ... Posted a 2-for-4 effort with two runs in the first game of a doubleheader against Long Beach State (3/19) ... Went 2-for-4 with two runs, three RBI and a walk against VMI (3/12) ... Doubled and went 2-for-5 against New Mexico State (3/11) ... Went a combined 4-for-7 with four runs, three RBI, two walks and a double in a doubleheader against Hartford (3/5).

Personal

Major is business ... Born August 24, 1988 in Sandy, Utah ... son of Tammy and Glen Nash ... has one sister, Whitney, and one brother, Colton ... Enjoys fishing, hunting, golf and playing ping pong when not at the ballpark ... Favorite professional athlete is Cal Ripken, Jr. ... Favorite movie is Bourne Ultimatum ... Chose Oregon State because of the great baseball tradition, the coaches, playing in the Pac-10 and the small-town college atmosphere.

Nash's Single-Game Highs

Hits: 3-2x, last: Pepperdine, Mar 22, 2008
 Doubles: 2, at San Diego State, Mar 10, 2008
 Triples: 1, at BYU, Mar 24, 2008
 Home runs: 1-4x, last: Creighton, June 04, 2011
 Total bases: 6, Oregon, May 03, 2011
 RBI: 4-2x, last: Portland, Mar 31, 2008
 Runs scored: 4, at BYU, Mar 24, 2008
 Walks: 3-2x, last: at Washington State, May 05, 2008
 Hit by pitch: 2, Hartford, Mar 06, 2011
 Struck out: 3, 6 times
 At bats: 6, at Nevada, Mar 15, 2008
 Stolen bases: 2-2x, last: at Long Beach State, Mar 19, 2011

JARED NORRIS



Senior • 6'1" • 205 • 2L

Bats/Throws: L/L

Urbandale, Iowa

Urbandale/Yavapai College

Infield/Outfield | #17

2011 (Senior)

Played in 57 games, starting 42 ... Batted .282 with 10 doubles, a triple and two home runs with 24 RBI ... Walked 29 times ... Was a double short of the cycle in the opener against USC, going 3-for-3 with two RBI and a walk (5/20) ... Hit his first home run of the season, a two-run shot, and went 1-for-3 with two runs and a walk against Portland (5/10) ... Pushed his hit streak to four games by going 3-for-5 with an RBI in the finale at UCLA (5/1) ... Went 2-for-2 with two runs, an RBI, two walks and a double in a midweek game at Portland (4/26) ... Doubled and scored the game-winning run in the ninth against Washington State (4/22) ... Drove in two and finished 2-for-5 against Arizona State (4/9) ... Extended his hit streak to four games by going 2-for-3 with two RBI at Portland (4/5) ... Posted a two-hit effort for the second straight game and drove in two against UC Santa Barbara (3/25) ... Tallied his first multi-RBI game of 2011, going 2-for-3 with a run and RBI against Seattle (3/23) ... Drove in a run on a single in the fourth and went 1-for-4 against UT-San Antonio (2/28) ... Went 1-for-4 in the season opener against Gonzaga (2/19).

Personal


Majoring in sociology ... Born August 12, 1988 in Rochester, Minn., but

claims Ubandale, Iowa, as his hometown ... Is the son of Karen and Tom Norris ... Was named Academic All-Conference all four years of high school ... Enjoys golf and ping pong ... Favorite athlete is Tiger Woods and biggest athletic thrill is winning the state championship as a senior ... Favorite TV show is Entourage and favorite movie is Dead Solid Perfect ... Chose Oregon State because it's a great university with a friendly atmosphere.

Norris' Single-Game Highs

Hits: 3-3x, last: USC, May 20, 2011
 Doubles: 1, 16 times
 Triples: 1, USC, May 20, 2011
 Home runs: 1, 8 times
 Total bases: 8, USC, May 20, 2011
 RBI: 3, 4 times
 Runs scored: 2, 11 times
 Walks: 3, at Stanford, May 22, 2009
 Hit by pitch: 1, 6 times
 Struck out: 3-2x, last: at UCLA, Apr 29, 2011
 At bats: 5, 6 times
 Stolen bases: 1, 7 times

JAMES NYGREN



Senior • 6'1" • 195 • 3L
Bats/Throws: R/R
Klamath Falls, Ore.
Henley

Pitcher | #15

MLB First-Year Player Draft

Nygren was selected in the 33rd round of the 2011 MLB Draft by Florida.

2011 (Senior)

Appeared in 17 games, 10 of which were starts ... Went 8-3 with a 3.44 ERA in 73 1/3 innings ... Struck out 56 and limited opponents to a .267 batting average ... Threw one complete game ... Started and went 4 2/3 innings against UALR, allowing five hits and four runs but did not get the decision (6/3) ... Worked 7 2/3 innings in relief against USC, allowing nine hits and a run (5/21) ... Picked up his eighth win after holding Portland to three hits and a run in 5 2/3 innings (5/10) ... Took the loss after allowing four hits and five runs in 2 1/3 innings against Oregon (5/3) ... Struck out eight for the second straight game and allowed just three hits in 5 1/3 innings in the win at Portland (4/26) ... Won game No. 6 after holding Washington State to two runs - one earned - and seven hits over eight innings in the series opener (4/21) ... Earned his fifth win after throwing four innings of relief against Arizona State, striking out six and allowing six hits and four runs (4/10) ... Earned win No. 4 after allowing five hits and a run in 7 2/3 innings in a start at Portland (4/5) ... Took the loss after going just 1/3 of an inning in a start against UC Santa Barbara, allowing three hits and two runs (3/27) ... Started and threw a quality start, allowing two earned runs with four strikeouts in six innings against Seattle but did not get the decision (3/22) ... Picked up win No. 3 after going three innings against Long Beach State, allowing four hits and three runs (3/19) ... Started his first game of the season and threw his first career complete game, holding Hartford to six hits and a run (3/6) ... Picked up the win after limiting UT-San Antonio to two hits and a run in 1 2/3 innings (2/28) ... Worked five innings of relief and allowed five hits and a run while striking out five against Texas A&M-CC (2/26).

Personal

Majoring in communications ... Born March 8, 1989 in Klamath Falls, Ore. ... Son of Dorothy and Dan Nygren ... Has one sister, Nicole ... Favorite professional athlete is St. Louis Cardinals' first baseman Albert Pujols ... Biggest athletic thrill to date is playing for Oregon State ... Favorite movie is Gladiator ... Chose Oregon State because of the coaches, university, community and Beaver Nation.

Nygren's Single-Game Highs

Innings pitched: 9.0, Hartford, Mar 06, 2011
 Walks allowed: 3, 4 times
 Strikeouts: 8-2x, last: at Portland, Apr 26, 2011
 Batters faced: 33, Hartford, Mar 06, 2011

JOSH OSICH



Redshirt Junior • 6'3" • 225 • 2L
Bats/Throws: L/L
Boise, Idaho
Bishop Kelly

Pitcher | #22

MLB First-Year Player Draft

Osich was selected in the sixth round of the 2011 MLB Draft by San Francisco.

2011 (Redshirt Junior)

All-Pac-10 Honorable Mention ... Named NCBWA National Pitcher of the Week, Pac-10 Pitcher of the Week and a Louisville Slugger National Player of the Week May 2 and May 3 after throwing his no-hitter against UCLA (4/30) ... Pitched in 16 games, all starts ... Went 6-4 with a 3.64 ERA in 76 2/3 innings ... Struck out 79 and opponents batted .221 against him ... Started but lasted just one inning in the regional final against Georgia (6/5) ... Lost game No. 4 after allowing four hits and three runs in five innings at Oregon (5/28) ... Took the loss after allowing six hits and three runs - two earned - over 5 2/3 innings in the series finale against USC (5/22) ... Did not get the decision after going 3 2/3 innings at Safeco Field against Washington, allowing six hits and four runs (5/13) ... Lost after allowing six hits and four runs in six innings against California (5/7) ... Became second OSU pitcher to ever throw complete game no-hitter while striking out a career-best 13 at UCLA (4/30) ... Picked up his fifth win of the season after limiting Stanford to two hits and a run over six innings (4/16) ... Worked four innings against Arizona State, but did not get the decision after allowing four hits and four runs (4/9) ... Racked up his first career quality start, throwing seven innngs and allowing seven hits and three runs in a win at Arizona (4/2) ... Spun five strikeouts in five innings, allowing three hits and two runs against UC Santa Barbara (3/26) ... Threw 5 2/3 innings against Long Beach State, allowing two hits and a run while striking out eight but did not get the decision (3/25) ... Tallied his second consecutive win after limiting VMI to seven hits and a run over five innings (3/13) ... Picked up his first career win after striking out seven and allowing no runs in 3 1/3 innings against Hartford (3/6) ... Worked 2 1/3 innings against UT-San Antonio, scattering two hits and two runs with four strikeouts but did not get the decision (2/28) ... Threw 1 2/3 innings against Fresno State, allowing two hits and three runs but did not get the decision (2/27).


Personal

Majoring in sociology ... Born September 3, 1988 ... Son of Shawna and Mike Osich ... Has one sister, Morgan ... Enjoys fishing and cars when not playing baseball ... Favorite professional athlete is Pedro Martinez ... Favorite

TV show is SportsCenter ... First memory of Oregon State is the Beavers' first national title.

Osich's Single-Game Highs

Innings pitched: 9.0, at UCLA, Apr 30, 2011
 Walks allowed: 5-2x, last: at Stanford, Apr 16, 2011
 Strikeouts: 13, at UCLA, Apr 30, 2011
 Batters faced: 30, at Arizona, Apr 02, 2011



JAKE RODRIGUEZ
 Freshman • 5'8" • 190 • HS
 Bats/Throws: R/R
 Elk Grove, Calif.
 Elk Grove
Infield | #13

MLB First-Year Player Draft

Rodriguez was an 11th-round selection by the Los Angeles Angels of Anaheim in the 2010 MLB First-Year Player Draft but did not sign.

2011 (Freshman)


Played in 33 games, starting 26 ... Batted .320 with five doubles, a triple and one home run with seven RBI ... Was 3-for-4 in stolen-base attempts ... Singled three times and drove in the Beavers' lone run in the super regional opener at Vanderbilt (6/10) ... Went 3-for-3 and drove in a run in the regional final against Georgia (6/5) ... Hit a three-run home run for his first multi-RBI game of the season in the first game of a doubleheader at Washington (5/14) ... Combined to go 6-for-8 with four runs, an RBI and two doubles in a doubleheader against Hartford (3/5) ... Posted his first multi-hit game, going 2-for-4 with two doubles against Texas A&M-Corpus Christi (2/26) ... Made his first career start and went 1-for-4 with a double and run scored against Gonzaga (2/20).

Personal

Major is undecided ... Born January 24, 1992 in Chicago, Ill. ... Son of Marco and Nancy Rodriguez ... Has one brother, Joe, and three sisters, Kaitie, Meagan and Paige ... Enjoys golf and fishing ... Biggest athletic thrill to date is winning a gold medal with the USA Baseball 16U National Team ... Favorite athlete is Derek Jeter and favorite TV show is ESPN's Baseball Tonight ... Chose Oregon State because of the coaching staff and everything "made me feel at home."

Rodriguez's Single-Game Highs

Hits: 3-3x, last: at Vanderbilt, June 10, 2011
 Doubles: 2-2x, last: Hartford, Mar 05, 2011
 Triples: 1, Hartford, Mar 06, 2011
 Home runs: 1, at Washington, May 14, 2011
 Total bases: 5, Hartford, Mar 05, 2011
 RBI: 3, at Washington, May 14, 2011
 Runs scored: 2, Hartford, Mar 05, 2011
 Walks: 1, 5 times
 Hit by pitch: 1, 4 times
 Struck out: 1, 7 times
 At bats: 5-2x, last: Hartford, Mar 06, 2011
 Stolen bases: 2, Hartford, Mar 05, 2011



SCOTT SCHULTZ
 Freshman • 6'2" • 200 • HS
 Bats/Throws: R/R
 Gig Harbor, Wash.
 Gig Harbor
Pitcher | #24

2011 (Freshman)


Pitched in 21 games, starting three ... Went 4-1 with a 3.61 ERA in 52 1/3 innings ... Allowed 46 hits while striking out 28 ... Opponents batted .250 against him ... Took the loss after allowing three hits and four runs in 1 1/3 innings in the super regional finale at Vanderbilt (6/11) ... Did not get the decision after allowing four hits and three runs with six strikeouts in five innings of relief in the regional final against Georgia (6/5) ... Picked up his first save after going 3 1/3 innings against Washington (5/14) ... Won game No. 3 after allowing just one hit with two strikeouts in 2 2/3 innings against Washington (5/13) ... Worked four innings in relief and limited Oregon to four hits and an unearned run while striking out three (5/3) ... Started but did not get the decision after allowing four hits and two runs in 4 2/3 innings in the series finale at Stanford (4/17) ... Picked up win No. 2 after allowing just two hits and two runs with three strikeouts in five innings against Arizona State (4/9) ... Threw a scoreless ninth to close out the game at Portland (4/5) ... Worked two scoreless innings in relief against UC Santa Barbara (3/26) ... Threw 3 1/3 innings against Indiana, scattering seven hits and two runs (2/27) ... Made his OSU debut and went 3 2/3 against Gonzaga, allowing two hits and a run to get the win (2/20).

Personal

Major is undecided ... Born December 15, 1991 in Tacoma, Wash. ... Son of Steve and Jenifer Schultz ... Has one brother, Robby ... Biggest athletic thrill to date is winning his league senior year ... Favorite athlete is Tim Lincecum and favorite TV channel is ESPN ... Chose Oregon State "to play baseball and have a chance to win."

Schultz's Single-Game Highs

Innings pitched: 5.0-2x, last: Georgia, June 05, 2011
 Walks allowed: 3, at Vanderbilt, June 11, 2011
 Strikeouts: 3-3x, last: Oregon, May 03, 2011
 Batters faced: 20, Georgia, June 05, 2011



HARMEN SIDHU
 Junior • 5'11" • 185 • TR
 Bats/Throws: R/R
 Martinez, Calif.
 College Park/Diablo Valley College
Pitcher | #30

2011 (Junior)

Did not see action during the season.

Personal

Majoring in communications ... Born August 11, 1990 in Fresno, Calif. ...

Has one sister, Sunny ... Favorite athlete is Tim Lincecum and favorite TV show is Entourage ... Chose Oregon State because of the program, the coaches and a chance at a great education.

TYLER SMITH



Sophomore • 6'0" • 185 • 1L
Bats/Throws: R/R
Thousand Oaks, Calif.
Thousand Oaks

Infield | #1

2011 (Sophomore)

All-Pac-10 Honorable Mention ... Appeared in 55 games, starting 34 ... Batted .221 with four doubles and 11 RBI ... Finished with a 3-for-4 effort and drove in one and scored one run against Washington State (4/22) ... Drove in one and went 3-for-4 in the second game at Stanford (4/16) ... Closed out the Arizona State series by going 2-for-3 with two runs and an RBI (4/10) ... Posted an RBI and went 2-for-3 against Arizona State (4/9) ... Went 2-for-3 with a run and two RBI against Arizona State (4/8) ... Posted first multi-hit game of the 2011 season by going 2-for-4 against Seattle (3/22) ... Combined to go 2-for-7 with four runs, an RBI, two walks and a double in a doubleheader against Hartford (3/5) ... Singled to right in the 11th for the game-winning RBI in the season opener against Gonzaga (2/19).

Personal

Majoring in business ... Born July 1, 1991 in Long Beach, Calif., but considers Thousand Oaks his hometown ... Is the son of Lori and Ron Smith ... Has one sister, Karly ... Enjoys ping pong and video games in his spare time ... Favorite athlete is LeBron James ... Favorite TV show is Entourage and favorite movie is 300 ... Biggest athletic thrill to date is playing at Dodger Stadium for the Los Angeles Dodgers Elite Team ... Chose Oregon State because it's a great opportunity, and a great program with great coaches.

Smith's Single-Game Highs

Hits: 3, 4 times
 Doubles: 2, at California, May 01, 2010
 Home runs: 1-2x, last: vs Florida Atlantic, Jun 04, 2010
 Total bases: 5-2x, last: vs Florida Atlantic, Jun 04, 2010
 RBI: 3-2x, last: vs Florida Atlantic, Jun 04, 2010
 Runs scored: 3, Tennessee, Feb 26, 2010
 Walks: 2, 7 times
 Hit by pitch: 1, 6 times
 Struck out: 3-2x, last: VMI, Mar 13, 2011
 At bats: 6, Tennessee, Feb 26, 2010
 Stolen bases: 1, 5 times

BRIAN STAMPS



Junior • 5'11" • 170 • TR
Bats/Throws: S/R
Pittsburg, Calif.
Del Campo/Sacramento CC

Infield/Outfield | #4

MLB First-Year Player Draft

Stamps was a 24th-round selection in the 2011 MLB Draft by Atlanta.

2011 (Junior)

Corvallis Regional All-Tournament Team ... Played in 59 games, starting 38 ... Batted .271 with 11 doubles, two triples and two home runs ... Drove in 23 ... Was 7-for-10 in stolen-base attempts ... Went 2-for-4 in the super regional finale at Vanderbilt (6/11) ... Homered and went 2-for-4 in the regional final against Georgia (6/5) ... Posted a 2-for-4 effort against Creighton (6/4) ... Hit his first home run of the season and went 1-for-3 with a walk in the opener against USC (5/20) ... Doubled and went 2-for-4 to extend his hit streak in a non-conference game against Portland (5/10) ... Went 2-for-2 with three runs, a double, a walk and two stolen bases in the series finale against Portland (5/8) ... Doubled, went 2-for-4 and scored a run in the series opener against Washington State (4/21) ... Doubled home two in a 1-for-2 effort against Arizona (4/2) ... Tallied three hits in four at bats against Long Beach State (3/18) ... Drove in two with a double, going 1-for-4 with two runs against VMI (3/12) ... Went 1-for-5 and drove in OSU's first two runs of the game against UT-San Antonio (2/28) ... Tallied his second three-hit game in four games, going 3-for-4 with a run and a walk against Fresno State (2/21) ... Posted three hits, including an 11th-inning triple, and later scored the game-winning run in the season opener against Gonzaga (2/19).

Personal

Majoring in communications ... Born December 10, 1988 in Antioch, Calif. ... Son of M.C. Stamos and Valori Abercrombie ... Has two brothers, Norman and M.C., and two sisters, Brandi and Michaela ... Enjoys music, basketball and football ... Earned honor roll all four years at Del Campo High School ... Favorite athlete is Jimmy Rollins and favorite TV show is ESPN's SportsCenter ... Biggest athletic thrill to date is winning section championship his senior year of high school ... Chose Oregon State because it's a "great program with a winning tradition where I could maximize my talent."

Stamps' Single-Game Highs

Hits: 3-3x, last: at Long Beach State, Mar 18, 2011
 Doubles: 1, 10 times
 Triples: 1-2x, last: at Oregon, May 28, 2011
 Home runs: 1-2x, last: Georgia, June 05, 2011
 Total bases: 5, vs Gonzaga, Feb 19, 2011
 RBI: 3, USC, May 20, 2011
 Runs scored: 3-2x, last: California, May 08, 2011
 Walks: 2, USC, May 22, 2011
 Hit by pitch: 1, 6 times
 Struck out: 3-2x, last: vs UT-San Antonio, Feb 28, 2011
 At bats: 6, vs Gonzaga, Feb 19, 2011
 Stolen bases: 2-2x, last: California, May 08, 2011

TAYLOR STARR



Redshirt Junior • 6'2" • 210 • 2L

Bats/Throws: R/R

Longview, Wash.

Kelso

Pitcher | #26

MLB First-Year Player Draft

Starr was a 37th-round selection in the 2011 MLB Draft by Cleveland.

2011 (Redshirt Junior)

Did not throw a pitch during the season.

Personal

Majoring in sociology with an option in criminology ... Born May 31, 1989 in Longview, Wash. ... Son of Tami and Boyd Starr ... Has one brother, Spencer ... Enjoys snowboarding, cars, school, camping and fishing in his spare time ... Favorite athlete is Pedro Martinez ... Favorite TV show is CSI and favorite movie is Dumb and Dumber ... Biggest athletic thrill to date is making his first appearance at PGE Park ... Chose Oregon State because of the great baseball program and the coaches.

Starr's Single-Game Highs

Innings pitched: 4.1, at Long Beach State, May 19, 2008
Walks allowed: 4, at Arizona State, Apr 20, 2008
Strikeouts: 5-2x, last: at Long Beach State, May 19, 2008
Batters faced: 20, at Long Beach State, May 19, 2008

ANDREW SUSAC



Sophomore • 6'1" • 205 • 1L

Bats/Throws: R/R

Roseville, Calif.

Jesuit

Catcher | #10

MLB First-Year Player Draft

Selected in the 16th-round of the 2009 MLB First-Year Player Draft by Philadelphia but did not sign ... He was taken in the second round of the 2011 MLB Draft by San Francisco.

2011 (Sophomore)

All-Pac-10 Honorable Mention ... Named Pac-10 Player of the Week March 8 ... Corvallis Regional All-Tournament Team ... Played in 40 games, starting 39 ... Batted .298 with nine doubles, four triples, five home runs and 32 RBI ... Walked 28 times ... Homered, went 1-for-2 and walked three times in the first game of a doubleheader at Washington (5/14) ... Played for the first time since April 3 and went 1-for-4 with two RBI to extend his hit streak to five games (5/10) ... Extended his hit streak to four games by going 2-for-5 with an RBI against Arizona (4/3) ... Homered and went 2-for-4 with two runs scored against Long Beach State (3/18) ... Pushed his win streak to 12 games by going 1-for-3 with a two-run double against VMI (3/13) ... Tallied a season-best three hits in four at bats against VMI (3/12) ... Went 2-for-4 against Oregon to extend his hit streak to nine games (3/8) ... Extended his hit streak to eight games by

going a combined 3-for-6 with four runs, six RBI, a double and a home run in a doubleheader against Hartford (3/6) ... Combined to go 4-for-7 with five runs, two RBI, a double and a home run in a doubleheader against Hartford (3/5) ... Hit his first home run and went 2-for-3 with an RBI and a walk against Indiana (2/27) ... Doubled, drove in three and went 2-for-2 against Texas A&M-CC (2/26) ... Posted a 2-for-3 effort with a double and an RBI in the season opener against Gonzaga (2/19).

Personal

Major is undeclared ... Born March 22, 1990 ... Is the son of Shawna and Nick Susac ... Has two brothers: Matt and Daniel ... Enjoys ping pong, going to a lake, whiffle ball and fishing in his spare time ... Earned Honor Roll honors each of his four years of high school ... Favorite athlete is Joe Mauer ... Favorite TV show is Entourage and favorite movie is American History X ... Biggest athletic thrill to date is playing in the Aflac All-American Game ... Chose Oregon State because of the coaches, the environment and amazing teammates.

Susac's Single-Game Highs

Hits: 3-3x, last: USC, May 21, 2011
Doubles: 2, at Arizona State, May 23, 2010
Triples: 1-3x, last: at Oregon, May 27, 2011
Home runs: 1, 7 times
Total bases: 6, Hartford, Mar 05, 2011
RBI: 4, Hartford, Mar 06, 2011
Runs scored: 3-2x, last: Hartford, Mar 06, 2011
Walks: 3-3x, last: at Washington, May 14, 2011
Hit by pitch: 1, 11 times
Struck out: 3-4x, last: at Vanderbilt, June 11, 2011
At bats: 5, 6 times

BEN WETZLER



Freshman • 6'1" • 195 • HS

Bats/Throws: L/L

Clackamas, Ore.

Clackamas

Pitcher | #28

MLB First-Year Player Draft

Selected in the 15th round of the 2010 MLB First-Year Player Draft by the Cleveland Indians.

2011 (Freshman)

Pitched in 17 games, starting 12 ... Went 6-3 with a 4.66 ERA in 67 2/3 innings ... Saved one game ... Posted 50 strikeouts to 18 walks ... Opponents batted .275 against him ... Threw four innings in a start at Vanderbilt, and did not get the decision after allowing five hits and two runs with five strikeouts (6/11) ... Did not figure in the decision after allowing nine hits and four runs in a start at Washington (5/14) ... Won his sixth game of the season after holding Cal to four hits and a home run with seven strikeouts in seven innings (5/8) ... Took the loss after allowing five hits and three runs over 5 1/3 innings at UCLA (5/1) ... Picked up his first career save after allowing just two hits and an unearned run with five strikeouts in 3 2/3 innings at Portland (4/26) ... Won his fifth game of the season, scattering three hits and two runs in four innings in the series finale at Stanford (4/17) ... Picked up his fourth straight win after limiting Arizona to three runs and seven hits over six innings (4/3) ... Threw 1 2/3 innings of relief against UC Santa Barbara (3/27) ... Made his first career relief appearance, and picked up the win against Seattle after allowing three hits in 3 2/3 innings (3/23) ... Lasted three innings at Long Beach State, but did not get the decision after giving up three hits and two runs (3/19) ... Earned his second win of

the season by holding VMI to four hits and two runs over six innings (3/12) ... Posted first win and first quality start after holding Hartford to two hits and one run in seven innings (3/5) ... Took the loss after allowing eight hits and six earned runs in three innings against Texas A&M-Corpus Christi (2/26) ... Threw 4 1/3 innings in his OSU debut against Gonzaga (2/20), striking out eight, but did not get the decision.

Personal

Major is undecided ... Born September 12, 1991 in Portland, Ore. ... Son of Wynn and Kathy Mayfield ... Has two brothers, Jason and Zach, and one sister, Katelyn ... Enjoys camping and social events ... Member of the Honor Society at Clackamas ... Favorite athlete is LeBron James and favorite TV show is Entourage ... Biggest athletic thrill to date is winning two high school state titles ... Chose Oregon State because of the hometown feeling and the program's history.

Wetzler's Single-Game Highs

Innings pitched: 7.0-2x, last: California, May 08, 2011
Walks allowed: 4, at Long Beach State, Mar 19, 2011
Strikeouts: 9, Hartford, Mar 05, 2011
Batters faced: 26, at UCLA, May 01, 2011

TOM ZAROSINSKI



Freshman • 6'0" • 210 • HS
Bats/Throws: R/R
Lake Oswego, Ore.
Lake Oswego

Pitcher | #25

2011 (Freshman)

Did not see action during the season.

Personal

Major is sports medicine/physical therapy ... Born March 17, 1992 in Portland, Ore. ... Son of Don and Sandy Zarosinski ... Has one brother, Sam ... Cousin Mark Grbavac pitched at Oregon State from 2006-09 ... Enjoys Church, fishing and snowboarding ... Favorite athlete is Albert Pujols and favorite TV show is ESPN's SportsCenter ... Biggest athletic thrill to date is beating North Medford High School in the state semifinals ... Chose Oregon State because of family history and the baseball program.

2011 Pac-10 Standings & Review (as of June 12)

	CONFERENCE			OVERALL			VS OSU
	W	L	PCT	W	L	PCT	W-L
UCLA % ^	18	9	.667	35	24	.593	1-2
Arizona State ^ \$	17	10	.630	43	18	.705	0-3
Oregon State ^ \$	17	10	.630	41	19	.683	-
Arizona ^	15	12	.556	39	21	.650	1-2
Stanford ^ \$	14	12	.538	35	21	.625	0-3
California ^ \$ *	13	13	.500	37	21	.638	1-2
USC	13	14	.481	25	31	.446	2-1
Oregon	11	16	.407	33	26	.558	4-1
Washington State	10	17	.370	26	28	.481	1-2
Washington	6	21	.222	17	37	.315	1-2

% - Pac-10 Champion

^ - NCAA Regional selection; \$ - NCAA Super Regional selection; * - NCAA College World Series participant

2011 All-Pac-10 Team

Name	Pos.	Yr.	School
Beau Amaral	OF	Jr.	UCLA
Tyler Anderson (2)	LHP	Jr.	Oregon
Taylor Ard	1B	R-So.	Washington State
Austin Barnes	C	Jr.	Arizona State
Trevor Bauer (3)	RHP	Jr.	UCLA
Tony Bryant	RHP	So.	Oregon State
Joey DeMichele	DH	So.	Arizona State
Cole Frenzel	1B	So.	Arizona
Sam Gaviglio	RHP	Jr.	Oregon State
Kurt Heyer (2)	RHP	So.	Arizona
Erik Johnson	RHP	Jr.	California
Kavin Keyes	DH	Fr.	Oregon State
Chadd Krist (2)	C	Jr.	California
Deven Marrero	SS	So.	Arizona State
Alex Mejia	SS	So.	Arizona
Ricky Oropesa (2)	1B	Jr.	USC
Stephen Piscotty	3B	So.	Stanford
Adam Plutko	RHP	Fr.	UCLA
Danny Pulfer	2B	Jr.	Oregon
Robert Refsnyder	OF	So.	Arizona
Tony Renda (2)	2B	So.	California
Joey Rickard	OF	So.	Arizona
Johnny Ruetigger	OF	Jr.	Arizona State
Kyle Simon	RHP	Jr.	Arizona
Riccio Torrez (2)	3B	Jr.	Arizona State

(2) - Two-time All-Conference selection

Honorable Mention: Mitchell Beacom (UCLA, Jr., LHP); **Carter Bell (OSU, Jr., 3B)**; Alex Blackford (ASU, So., RHP); **Matt Boyd (OSU, So., LHP)**; Vince Bruno (CAL, So., OF); Matt Chaffee (ARIZ, Jr., LHP); Kramer Champlin (ASU, Jr., RHP); Gerit Cole (UCLA, Jr., RHP); Joe De Pinto (USC, Sr., 2B); Kenny Diekroeger (STAN, So., SS); **Ryan Dunn (OSU, Jr., SS)**; Matt Flemer (CAL, Jr., RHP); Tyler Gaffney (STAN, So., OF); Derek Jones (WSU, Jr., OF); Justin Jones (CAL, So., LHP); Cody Keefer (UCLA, So., OF); Jacob Lamb (WASH, So., 3B); Mitchell Lambson (ASU, Jr., LHP); Zack MacPhee (ASU, Jr., 2B); Joe Meggs (WASH, So., OF); Kellen Moen (ORE, Sr., RHP); Matt Newman (ASU, Sr., OF); Bryce Ortega (ARIZ, Sr., 2B); **Josh Osich (OSU, Jr., LHP)**; Brian Ragira (STAN, Fr., 1B); Chris Reed (STAN, Jr., LHP); Brady Rodgers (ASU, So., RHP); Steve Rodriguez (UCLA, Jr., C); Kevin Roundtree (USC, Jr., C); Alex Sherrod (USC, Jr., OF); **Tyler Smith (OSU, So., 2B)**; Jake Stewart (STAN, So., OF); **Andrew Susac (OSU, So., C)**; Nick Vander Tuig (UCLA, Fr., RHP); Ryan Wiggins (WASH, Fr., DH); Trevor Williams (ASU, Fr., RHP); Austin Wilson (STAN, Fr., OF); Zach Wilson (ASU, Jr., 1B).

2011 Pac-10 Weekly Honors

Pac-10 Players Of The Week

Feb. 22 - Riccio Torrez, Jr., 3B, Arizona State
 March 1 - Chad Bunting, Jr., OF, California
March 8 - Andrew Susac, So., C, Oregon State
 March 14 - Matt Newman, Sr., OF, Arizona State
 March 21 - Aaron Jones, Fr., OF, Oregon
 March 28 - Ricky Oropesa, Jr., 1B, USC
 April 4 - Lonnie Kauppila, Fr., 2B, Stanford
April 11 - Ryan Dunn, Jr., INF, Oregon State
April 18 - Kavin Keyes, Fr., INF, Oregon State
 April 25 - Riccio Torrez, Jr., 3B, Arizona State
 May 2 - Joey DeMichele, So., DH, Arizona State
 May 9 - Brian Ragira, Fr., 1B, Stanford
 May 16 - Danny Pulfer, Jr., 2B, Oregon
 May 23 - Taylor Ard, RSo., 1B, Washington State
 May 30 - Bobby Rinard, Sr., OF, Arizona

Pac-10 Pitchers Of The Week

Feb. 22 - Madison Boer, Jr., RHP, Oregon
March 1 - Sam Gaviglio, Jr., RHP, Oregon State
 March 8 - Trevor Bauer, Jr., RHP, UCLA
 March 14 - Logan Odum, Sr., RHP, USC
March 21 - Sam Gaviglio, Jr., RHP, Oregon State
 March 28 - Trevor Bauer, Jr., RHP, UCLA
 April 4 - Kurt Heyer, So., RHP, Arizona
 April 11 - Trevor Bauer, Jr., RHP, UCLA
 April 18 - Trevor Bauer, Jr., RHP, UCLA
 April 25 - Trevor Bauer, Jr., RHP, UCLA
May 2 - Josh Osich, Jr., LHP, Oregon State
 May 9 - Adam Plutko, Fr., RHP, UCLA
 May 16 - Kyle Simon, Jr., RHP, Arizona
 May 23 - Brady Rodgers, So., RHP, Arizona State
 May 30 - Trevor Bauer, Jr., RHP, UCLA

2011 Honors/Draft Selections

Ryan Barnes

- Pac-10 All-Academic Honorable Mention
- Corvallis Regional All-Tournament Team

Carter Bell

- All-Pac-10 Honorable Mention
- Corvallis Regional All-Tournament Team

Parker Berberet

- Pac-10 All-Academic Honorable Mention
- Corvallis Regional All-Tournament Team
- Kleberg Bank Classic Most Outstanding Player
- Kleberg Bank Classic All-Tournament Team

Matt Boyd

- All-Pac-10 Honorable Mention

Tony Bryant

- All-Pac-10 First Team
- NCBWA Stopper of the Year Watch List

Pat Casey

- Pac-10 Coach Of The Year

Ryan Dunn

- All-Pac-10 Honorable Mention
- Pac-10 Player of the Week (April 11)
- College Baseball 360 National Player of the Week (April 12)

Sam Gaviglio

- Baseball America All-America Second-Team
- Louisville Slugger All-America Second-Team
- NCBWA All-America Third-Team
- College Baseball Hall Of Fame National Pitcher Of The Year Semifinalist (June 10)
- All-Pac-10 First Team
- Corvallis Regional All-Tournament Team
- Golden Spikes Award Semifinalist
- Pac-10 Pitcher of the Week (March 1)
- Pac-10 Pitcher of the Week (March 21)
- Golden Spikes Spotlight Player of the Week (March 21)
- Louisville Slugger National Player of the Week (March 21)
- Golden Spikes Award Midseason Watch List (May 3)
- College Baseball Hall of Fame Pitcher of Year Watch List (May 6)
- Kleberg Bank Classic All-Tournament Team

Kavin Keyes

- All-Pac-10 First Team
- Pac-10 Player of the Week (April 18)

Garrett Nash

- Pac-10 All-Academic Honorable Mention
- Corvallis Regional All-Tournament Team

Josh Osich

- All-Pac-10 Honorable Mention
- Pac-10 Pitcher of the Week (May 2)
- NCBWA National Pitcher of the Week (May 3)
- Louisville Slugger National Player of the Week (May 2)

Tyler Smith

- All-Pac-10 Honorable Mention

Brian Stamps

- Corvallis Regional All-Tournament Team

Andrew Susac

- All-Pac-10 Honorable Mention
- Corvallis Regional All-Tournament Team
- Pac-10 Player of the Week (March 8)
- Johnny Bench Award Watch List
- Baseball America Preseason All-America Second-Team
- Kleberg Bank Classic All-Tournament Team

OSU MLB Draft Selections – June 6-8 2011

C Andrew Susac – 2nd round, 86th overall, San Francisco
RHP Sam Gaviglio – 5th round, 170th overall, St. Louis
LHP Josh Osich – 6th round, 207th overall, San Francisco
OF Brian Stamps – 24th round, 746th overall, Atlanta
C/1B Parker Berberet – 25th round, 761st overall, Milwaukee
3B Carter Bell – 29th round, 874th overall, Arizona
RHP James Nygren – 33rd round, 1,003rd overall, Florida
RHP Taylor Starr – 37th round, 1,118th overall, Cleveland

OSU Signee MLB Draft Selections – June 6-8, 2011

IF Brandon Martin – 1st round supplemental, 38th round, Tampa Bay
LHP/OF Jace Fry – 9th round, 286th overall, Oakland
OF Jordan Dunatov – 14th round, 422nd overall, Pittsburgh
LHP Carlos Rodriguez – 20th round, 626th overall, Atlanta
IF/C Nate Esposito – 46th round, 1,396 overall, Oakland

2011 Oregon State Baseball Season In Review

2011 Game-By-Game Results

Date	Opponent	Score/Time	OSU R-H-E	Opp. R-H-E	Win/Loss/Save	Rec.	Pac-10	Pos.	GB	Att.	Time
2/19	(1) vs. Gonzaga	W, 4-3 (11)	4-10-2	3-7-1	Bryant (1-0)/Phillips (0-1)	1-0				250	3:45
2/20	(1) vs. Gonzaga	W, 4-2	4-6-1	2-6-1	Schultz (1-0)/Olson (0-1)/Dunn (1)	2-0				309	3:03
2/20	(1) at Fresno State	L, 1-2	1-2-1	2-6-0	Gonzalez (1-0)/Booser (0-1)/Robertson (1)	2-1				2,150	2:35
2/21	(1) at Fresno State	L, 4-5	4-10-1	5-8-5	Kendall (1-0)/Child (0-1)	2-2				2,020	2:55
2/25	(2) vs. #14 UConn	W, 2-0	2-4-0	0-2-1	Gaviglio (1-0)/Glynn (0-2)	3-2				251	2:04
2/26	(2) at Texas A&M-CC	L, 7-8	7-13-1	8-13-1	Carnline (1-0)/Wetzler (0-1)/Boyle (3)	3-3				3,023	3:00
2/27	(2) vs. Indiana	W, 7-5	7-8-2	5-11-1	Baylis (1-0)/Dearden (0-1)	4-3				2,651	3:02
2/28	at UT-San Antonio	W, 10-7 (10)	10-7-2	7-12-1	Nygren (1-0)/Denman (0-1)	5-3				133	3:39
3/5	Hartford	W, 14-3 (7)	14-12-1	3-5-1	Gaviglio (2-0)/Mannuccia (0-1)	6-3				1,875	2:14
3/5	Hartford	W, 16-1	16-15-0	1-2-2	Wetzler (1-1)/Thatcher (0-1)	7-3				1,992	2:25
3/6	Hartford	W, 9-1	9-10-0	1-6-2	Nygren (2-0)/Veilleux (0-1)	8-3				1,863	2:16
3/6	Hartford	W, 13-2	13-10-0	2-7-1	Osich (1-0)/Corsi (0-1)	9-3				1,028	2:47
3/8	Oregon	W, 4-1	4-8-0	1-7-0	Bryant (2-0)/Keudell (1-2)/Boyd (1)	10-3				2,216	2:58
3/11	New Mexico State	W, 7-0	7-8-0	0-3-4	Gaviglio (3-0)/Beck (2-2)	11-3				2,054	2:02
3/12	VMI	W, 13-3	13-13-0	3-7-1	Wetzler (2-1)/Farley (0-4)	12-3				1,783	2:43
3/13	VMI	W, 5-1	5-8-2	1-8-0	Osich (2-0)/Roberts (1-2)	13-3				1,533	2:26
3/13	New Mexico State	4:05 p.m.			<i>Cancelled-Rain</i>						
3/18	at Long Beach State	W, 4-0	4-9-0	0-1-0	Gaviglio (4-0)/Gagnon (2-3)	14-3				1,087	2:41
3/19	at Long Beach State	W, 9-6	9-10-1	6-12-4	Nygren (3-0)/Friedrichs (2-2)/Bryant (2)	15-3					3:36
3/19	at Long Beach State	L, 1-2 (11)	1-6-1	2-8-2	Underwood (1-0)/Bryant (2-1)	15-4				1,451	3:26
3/22	Seattle	L, 4-5	4-7-4	5-8-0	Kizer (4-1)/Dunn (0-1)/Jones (4)	15-5				1,707	2:39
3/23	Seattle	W, 4-2	4-8-0	2-5-1	Wetzler (3-1)/Whieldon (0-3)/Boyd (2)	16-5				1,531	2:25
3/25	UC Santa Barbara	W, 6-3	6-9-0	3-8-0	Gaviglio (5-0)/Meaux (2-2)	17-5				1,786	2:41
3/26	UC Santa Barbara	W, 11-5	11-11-0	5-9-2	Osich (3-0)/Vedo (3-3)	18-5				1,608	2:49
3/27	UC Santa Barbara	L, 3-8	3-9-1	8-15-2	Davis (3-0)/Nygren (3-1)	18-6				1,536	3:04
4/1	at #18 Arizona *	L, 0-18	0-5-5	18-18-0	Heyer (5-1)/Gaviglio (5-1)	18-7	0-1	T7	-1.5	1,963	2:41
4/2	at #18 Arizona *	W, 10-4	10-12-3	4-11-2	Osich (4-0)/Simon (5-2)/Bryant (3)	19-7	1-1	T4	-1.5	1,022	2:53
4/3	at #18 Arizona *	W, 8-4	8-14-0	4-10-1	Wetzler (4-1)/Hale (3-2)	20-7	2-1	T4	-1.5	1,305	2:54
4/5	at Portland	W, 11-1	11-7-2	1-5-2	Nygren (4-1)/Miller (3-2)	21-7				625	2:48
4/8	#5 Arizona State *	W, 5-3	5-10-0	3-9-0	Gaviglio (6-1)/Rodgers (4-2)	22-7	3-1	T4	-1.5	2,547	2:33
4/9	#5 Arizona State *	W, 7-6	7-14-1	6-6-0	Schultz (2-0)/Lambson (3-3)	23-7	4-1	2	-1.5	2,729	2:46
4/10	#5 Arizona State *	W, 9-6	9-11-2	6-11-1	Nygren (5-1)/Barrett (3-3)/Boyd (3)	24-7	5-1	2	-0.5	2,475	2:53
4/15	at #17 Stanford *	W, 1-0	1-7-1	0-4-1	Gaviglio (7-1)/Appel (2-4)/Bryant (4)	25-7	6-1	1	+0.5	1,684	2:40
4/16	at #17 Stanford *	W, 8-1	8-12-1	1-6-1	Osich (5-0)/Pries (4-3)/Boyd (4)	26-7	7-1	1	+0.5	2,031	2:47
4/17	at #17 Stanford *	W, 6-4	6-9-1	4-9-1	Wetzler (5-1)/McArdle (4-2)/Bryant (5)	27-7	8-1	1	+0.5	2,373	2:35
4/21	Washington State *	W, 4-2	4-6-1	2-7-1	Nygren (6-1)/Conley (4-5)/Bryant (6)	28-7	9-1	1	+1.5	2,467	2:22
4/22	Washington State *	W, 7-6	7-11-2	6-9-0	Bryant (3-1)/Shewey (1-1)	29-7	10-1	1	+1.5	2,843	2:50
4/23	Washington State *	L, 0-2	0-4-0	2-9-0	Wise (4-4)/Osich (5-1)/Shewey (7)	29-8	10-2	1	+0.5	3,041	2:36
4/26	at Portland	W, 6-1	6-8-1	1-5-0	Nygren (7-1)/Jones (3-5)/Wetzler (1)	30-8				607	2:08
4/29	at #24 UCLA *	W, 7-5	7-11-1	5-8-1	Gaviglio (8-1)/Cole (4-5)/Bryant (7)	31-8	11-2	1	+0.5	876	3:15
4/30	at #24 UCLA *	W, 2-0	2-4-0	0-0-1	Osich (6-1)/Bauer (8-2)	32-8	12-2	1	+1.5	1,221	2:08
5/1	at #24 UCLA *	L, 2-5	2-14-1	5-7-0	Plutko (3-3)/Wetzler (5-2)/Vander Tuig (5)	32-9	12-3	1	+0.5	1,107	3:04
5/3	Oregon	L, 2-7	2-6-3	7-9-1	Jones (4-2)/Nygren (7-2)	32-10				2,774	2:34
5/7	#21 California *	W, 3-0	3-2-0	0-9-1	Gaviglio (9-1)/Johnson (5-2)/Bryant (8)	33-10	13-3	1	+1.0	2,511	2:41
5/7	#21 California *	L, 2-6	2-6-3	6-11-0	Jones (6-4)/Osich (6-2)	33-11	13-4	1	+0.5	2,358	2:29
5/8	#21 California *	W, 4-2	4-7-1	2-7-2	Wetzler (6-2)/Miller (5-4)/Bryant (9)	34-11	14-4	1	+1.0	2,297	2:51
5/10	Portland	W, 13-3	13-14-1	3-4-0	Nygren (8-1)/McCallister (0-4)	35-11				2,110	2:30
5/13	at Washington *	W, 6-4	6-10-0	4-8-0	Schultz (3-0)/Clem (3-5)/Bryant (10)	36-11	15-4	1	+2.0	2,823	3:27
5/14	at Washington *	W, 9-3	9-9-2	3-12-1	Gaviglio (10-1)/Brigham (3-1)/Schultz (1)	37-11	16-4	1	+2.0		2:52
5/14	at Washington *	L, 6-7	6-11-1	7-14-0	Cimber (3-4)/Bryant (3-2)	37-12	16-5	1	+2.0	1,441	2:56
5/20	USC *	W, 7-2	7-9-0	2-5-0	Gaviglio (11-1)/Triggs (4-4)	38-12	17-5	1	+2.0	2,974	3:04
5/21	USC *	L, 3-8	3-11-2	8-15-0	Wood (5-6)/Wetzler (6-3)	38-13	17-6	1	+1.0	3,013	2:32
5/22	USC *	L, 3-4	3-6-2	4-9-1	Odom (5-5)/Osich (6-3)/Mount (3)	38-14	17-7	1	+1.0	2,914	3:10
5/27	at Oregon *	L, 1-4	1-5-2	4-5-0	Anderson (8-3)/Gaviglio (11-2)/Boer (3)	38-15	17-8	T1	+0.0	3,052	2:52
5/28	at Oregon *	L, 1-4	1-5-1	4-7-0	Jones (7-2)/Osich (6-4)/McGough (5)	38-16	17-9	2	-1.0	3,629	2:35
5/29	at Oregon *	L, 0-6	0-3-2	6-12-0	Keudell (7-3)/Nygren (8-3)	38-17	17-10	T2	-1.0	3,445	2:51
6/3	(3) UALR	W, 7-4	7-12-1	4-6-0	Schultz (4-0)/Graziano (6-10)/Bryant (11)	39-17				2,858	2:36
6/4	(3) Creighton	W, 5-1	5-11-0	1-5-1	Gaviglio (12-2)/Blach (10-3)	40-17				3,103	2:40
6/5	(3) Georgia	W, 6-4	6-11-1	4-8-0	Duke (1-0)/Swegman (1-2)/Bryant (12)	41-17				3,032	3:09
6/10	(4) at #4 Vanderbilt	L, 1-11	1-4-0	11-11-1	Gray (12-3)/Gaviglio (12-3)	41-18				3,349	2:40
6/11	(4) at #4 Vanderbilt	L, 3-9	3-8-2	9-12-2	Clinard (2-2)/Schultz (4-1)	41-19				3,387	3:28

- (1) - Fresno State Tournament; Fresno, Calif.
- (2) - Klebeg Bank Classic; Corpus Christi, Texas
- (3) - NCAA Regional; Corvallis, Ore.
- (4) - NCAA Super Regional; Nashville, Tenn.

2011 Oregon State Baseball Season In Review

2011 Overall Statistics

Overall: 41-19 • Home: 23-7 • Road: 12-11 • Neutral: 6-1 • Pac-10: 17-10

Offense

Player	AVG	GP	GS	AB	R	H	2B	3B	HR	RBI	TB	SLG%	BB	HBP	SO	GDP	OB%	SF	SH	SB	ATT	PO	A	E	FLD%
13 Rodriguez, Jake	.320	33	26	75	9	24	5	1	1	7	34	.453	5	4	8	0	.388	1	2	3	4	33	53	1	.989
18 Acosta, Luke	.306	19	8	36	5	11	4	0	0	8	15	.417	4	2	5	3	.405	0	1	0	0	0	0	0	.000
3 Keyes, Kavin	.302	55	50	182	28	55	10	0	1	30	68	.374	17	2	36	0	.359	5	3	3	5	35	63	9	.916
2 Bell, Carter	.299	52	48	174	24	52	12	1	2	23	72	.414	15	4	31	5	.368	0	5	4	5	27	109	10	.932
10 Susac, Andrew	.298	40	39	141	31	42	9	4	5	32	74	.525	28	6	36	3	.429	2	1	0	1	217	27	3	.988
17 Norris, Jared	.282	57	42	149	19	42	10	1	2	24	60	.403	29	3	35	4	.404	2	4	3	4	236	14	5	.980
38 Dunn, Ryan	.280	53	46	168	30	47	8	1	4	26	69	.411	15	7	29	2	.358	3	8	1	3	60	141	15	.931
9 Hayes, Danny	.279	51	39	140	30	39	10	0	4	32	61	.436	31	2	35	0	.414	1	4	2	2	147	11	2	.988
4 Stamps, Brian	.271	59	38	155	29	42	11	2	2	23	63	.406	12	6	46	1	.347	0	7	7	10	98	3	1	.990
8 Berberet, Parker	.259	49	47	166	25	43	12	2	5	39	74	.446	22	4	38	2	.352	4	4	2	4	414	43	4	.991
6 Miller, Michael	.252	53	27	107	22	27	3	0	1	6	33	.308	6	4	27	0	.314	1	3	2	2	52	0	1	.981
14 Poyer, Jordan	.250	7	5	12	1	3	1	0	0	0	4	.333	2	0	3	0	.357	0	0	1	1	5	0	1	.833
33 Barnes, Ryan	.248	51	44	165	26	41	9	2	1	25	57	.345	21	6	18	8	.352	1	9	8	10	62	2	3	.955
1 Smith, Tyler	.221	55	34	113	18	25	4	0	0	11	29	.257	27	2	23	3	.378	1	3	4	4	56	109	5	.971
12 Nash, Garrett	.208	48	28	106	27	22	5	0	3	14	36	.340	12	6	35	0	.317	2	2	8	11	42	0	1	.977
40 Gordon, Max	.130	30	12	46	11	6	1	0	0	2	7	.152	8	4	13	0	.300	2	4	3	3	24	0	1	.960
35 Jones, Dylan	.105	10	5	19	1	2	0	0	0	5	2	.105	3	0	3	1	.208	2	0	0	0	52	1	1	.981
16 Gorton, Ryan	.000	4	1	5	0	0	0	0	0	0	0	.000	0	0	1	2	.000	0	0	0	0	4	3	1	.875
31 Boyd, Matt	.000	2	0	1	1	0	0	0	0	0	0	.000	1	0	1	0	.500	0	0	0	0	4	11	0	1.000
22 Osich, Josh	.000	1	1	0	0	0	0	0	0	0	0	.000	0	0	0	0	.000	0	0	0	0	5	13	0	1.000
Totals	.267	60	60	1960	337	523	114	14	31	307	758	.387	258	62	423	34	.365	27	60	51	69	1598	685	66	.972
Opponents	.244	60	60	1965	232	479	94	5	22	215	649	.330	167	40	443	42	.314	10	60	17	36	1563	596	55	.975

LOB - Team (467), Opp (413). DPs turned - Team (50), Opp (39). CI - Team (1), Susac, A. 1. IBB - Team (7), Berberet, P. 2, Bell, C. 1, Susac, A. 1, Gordon, M. 1, Acosta, L. 1, Norris, J. 1, Opp (16). Picked off - Stamps, B. 4, Norris, J. 1, Nash, G. 1, Poyer, J. 1, Susac, A. 1, Keyes, K. 1, Smith, T. 1, Bell, C. 1.

Pitching

Player	ERA	W	L	APP	GS	CG	SHO	CBO	SV	IP	H	R	ER	BB	SO	2B	3B	HR	AB	B/Avg	WP	HBP	BK	SFA	SHA
35 Jones, Dylan	0.00	0	0	3	0	0	0	0	0	3.1	1	0	0	4	3	0	0	0	11	.091	0	0	0	0	0
26 Starr, Taylor	0.00	0	0	1	0	0	0	0	0	0.0	0	0	0	0	0	0	0	0	0	.000	0	0	0	0	0
36 Bryant, Tony	1.52	3	2	28	0	0	0	2	12	47.1	39	9	8	11	40	10	0	0	174	.224	3	2	0	1	4
31 Boyd, Matt	1.57	0	0	30	0	0	0	2	4	46.0	42	12	8	11	35	6	0	2	166	.253	2	3	0	0	5
20 Baylis, Cole	2.25	1	0	14	0	0	0	0	0	12.0	11	4	3	7	12	1	0	0	49	.224	0	1	1	0	0
32 Gaviglio, Sam	2.54	12	3	17	17	4	2	3	0	120.2	91	48	34	33	116	11	2	4	434	.210	2	8	2	5	12
38 Dunn, Ryan	2.70	0	1	4	0	0	0	0	1	3.1	3	1	1	1	4	0	0	0	13	.231	0	0	0	0	1
15 Nygren, James	3.44	8	3	17	10	1	0	0	0	73.1	71	32	28	15	56	12	1	2	266	.267	2	7	1	2	9
24 Schultz, Scott	3.61	4	1	21	3	0	0	0	1	52.1	46	24	21	14	28	12	0	2	184	.250	2	8	0	0	15
22 Osich, Josh	3.64	6	4	16	16	1	1	0	0	76.2	62	34	31	34	79	17	0	4	280	.221	10	2	0	0	8
28 Wetzler, Ben	4.66	6	3	17	12	0	0	0	1	67.2	74	41	35	18	50	17	2	5	269	.275	7	5	0	1	3
23 Duke, Adam	4.76	1	0	6	0	0	0	0	0	5.2	3	3	3	5	3	0	0	1	19	.158	0	1	0	0	0
11 Booser, Cam	6.97	0	1	6	2	0	0	0	0	10.1	13	9	8	7	6	1	0	2	39	.333	0	1	2	1	0
16 Gorton, Ryan	9.00	0	0	8	0	0	0	0	0	9.0	16	9	9	5	9	6	0	0	40	.400	0	0	0	0	2
41 Child, Dan	9.00	0	1	4	0	0	0	0	0	5.0	7	6	5	2	2	1	0	0	21	.333	0	2	0	0	1
Totals	3.14	41	19	60	60	6	6	3	19	532.2	479	232	186	167	443	94	5	22	1965	.244	28	40	6	10	60
Opponents	5.18	19	41	60	60	3	3	2	8	521.0	523	337	300	258	423	114	14	31	1960	.267	39	62	10	27	60

PB - Team (13), Susac, A. 9, Berberet, P. 4, Opp (14). Pickoffs - Team (8), Susac, A. 3, Boyd, M. 2, Booser, C. 1, Wetzler, B. 1, Berberet, P. 1, Opp (11). SBA/ATT - Berberet, P. (7-19), Susac, A. (9-14), Nygren, J. (3-9), Wetzler, B. (2-7), Gaviglio, S. (1-4), Schultz, S. (2-4), Baylis, C. (2-3), Osich, J. (2-3), Duke, A. (1-2), Booser, C. (2-2), Boyd, M. (1-1), Bryant, T. (1-1), Gorton, R. (1-1).

2011 Oregon State Baseball Season In Review

2011 Pac-10 Statistics

Overall: 17-10 ▪ Home: 8-4 ▪ Road: 8-5 ▪ Neutral: 1-0

Offense

Player	AVG	GP	GS	AB	R	H	2B	3B	HR	RBI	TB	SLG%	BB	HBP	SO	GDP	OB%	SF	SH	SB	ATT	PO	A	E	FLD%
1 Smith, Tyler	.353	24	17	51	9	18	3	0	0	6	21	.412	12	0	13	1	.469	1	2	1	1	28	50	1	.987
3 Keyes, Kevin	.330	27	27	100	15	33	7	0	1	20	43	.430	9	1	20	0	.381	3	0	1	3	16	19	4	.897
2 Bell, Carter	.325	23	22	77	13	25	4	1	1	9	34	.442	7	2	14	2	.395	0	2	1	1	10	43	7	.883
17 Norris, Jared	.314	26	24	86	12	27	6	1	1	9	38	.442	16	0	22	3	.422	0	2	2	2	129	7	3	.978
4 Stamps, Brian	.302	27	13	53	9	16	7	1	1	11	28	.528	5	3	16	0	.393	0	2	4	4	42	0	0	1.000
38 Dunn, Ryan	.299	27	27	97	15	29	6	0	3	16	44	.454	5	1	17	1	.333	2	5	1	3	35	79	10	.919
18 Acosta, Luke	.286	5	1	7	1	2	1	0	0	0	3	.429	0	0	1	1	.286	0	0	0	0	0	0	0	.000
10 Susac, Andrew	.268	11	11	41	6	11	1	3	1	7	21	.512	6	1	14	1	.375	0	0	0	0	46	8	0	1.000
33 Barnes, Ryan	.245	26	25	94	15	23	6	1	1	14	34	.362	11	1	10	4	.327	1	7	3	5	45	2	2	.959
6 Miller, Michael	.222	24	18	72	10	16	2	0	0	1	18	.250	3	2	17	0	.273	0	1	0	0	33	0	1	.971
9 Hayes, Danny	.206	23	19	63	8	13	3	0	1	7	19	.302	15	2	20	0	.375	0	0	2	2	76	4	0	1.000
13 Rodriguez, Jake	.167	9	5	12	1	2	0	0	1	3	5	.417	2	1	2	0	.333	0	0	0	0	14	12	1	.963
8 Berberet, Parker	.151	22	22	73	5	11	5	1	0	7	18	.247	9	2	22	1	.256	2	2	0	1	174	20	2	.990
35 Jones, Dylan	.100	5	3	10	0	1	0	0	0	2	1	.100	1	0	2	0	.167	1	0	0	0	27	1	1	.966
40 Gordon, Max	.091	6	2	11	1	1	1	0	0	0	2	.182	1	0	3	0	.167	0	1	0	0	5	0	0	1.000
12 Nash, Garrett	.000	19	6	26	1	0	0	0	0	0	0	.000	1	1	11	0	.071	0	0	0	0	14	0	1	.933
16 Gorton, Ryan	.000	2	1	2	0	0	0	0	0	0	0	.000	0	0	1	1	.000	0	0	0	0	4	0	1	.800
Totals	.261	27	27	875	121	228	52	8	11	112	329	.376	103	17	205	15	.346	10	24	15	22	711	290	35	.966
Opponents	.266	27	27	896	116	238	43	4	12	106	325	.363	76	18	182	20	.333	6	30	7	18	706	258	15	.985

LOB - Team (202), Opp (199). DPs turned - Team (25), Opp (18). IBB - Team (3), Norris, J. 1, Bell, C. 1, Berberet, P. 1, Opp (10). Picked off - Norris, J. 1, Keyes, K. 1, Stamps, B. 1, Smith, T. 1.

Pitching

Player	ERA	W	L	APP	GS	CG	SHO	CBO	SV	IP	H	R	ER	BB	SO	2B	3B	HR	AB	B/Avg	WP	HBP	BK	SFA	SHA
20 Baylis, Cole	0.00	0	0	6	0	0	0	0	0	3.1	5	0	0	2	2	0	0	0	15	.333	0	0	0	0	0
35 Jones, Dylan	0.00	0	0	2	0	0	0	0	0	3.0	1	0	0	3	3	0	0	0	10	.100	0	0	0	0	0
26 Starr, Taylor	0.00	0	0	1	0	0	0	0	0	0.0	0	0	0	0	0	0	0	0	0	.000	0	0	0	0	0
36 Bryant, Tony	1.77	1	1	16	0	0	0	2	8	20.1	18	4	4	6	17	5	0	0	76	.237	1	0	0	1	2
31 Boyd, Matt	2.41	0	0	14	0	0	0	1	2	18.2	25	5	5	5	12	3	0	0	76	.329	0	2	0	0	1
15 Nygren, James	2.86	2	1	5	2	0	0	0	0	22.0	25	9	7	7	19	5	0	2	82	.305	2	1	0	0	3
32 Gaviglio, Sam	3.15	6	2	9	9	1	0	2	0	60.0	57	33	21	19	51	8	2	2	222	.257	1	7	1	4	10
24 Schultz, Scott	3.22	2	0	10	1	0	0	0	1	22.1	17	9	8	3	10	5	0	1	75	.227	0	4	0	0	7
23 Duke, Adam	3.86	0	0	3	0	0	0	0	0	2.1	1	1	1	2	1	0	0	7	.143	0	0	0	0	0	
22 Osich, Josh	3.93	3	4	9	9	1	1	0	0	52.2	43	24	23	22	51	10	0	4	194	.222	6	1	0	0	6
28 Wetzler, Ben	5.74	3	2	8	6	0	0	0	0	31.1	38	22	20	6	15	6	2	3	129	.295	2	2	0	0	1
11 Booser, Cam	54.00	0	0	3	0	0	0	0	0	0.2	3	4	4	1	0	0	0	4	.750	0	1	0	1	0	
16 Gorton, Ryan	99.00	0	0	1	0	0	0	0	0	0.1	5	5	5	0	1	1	0	6	.833	0	0	0	0	0	
Totals	3.42	17	10	27	27	2	3	2	11	237.0	238	116	90	76	182	43	4	12	896	.266	12	18	1	6	30
Opponents	4.47	10	17	27	27	3	3	2	5	235.1	228	121	117	103	205	52	8	11	875	.261	15	17	4	10	24

PB - Team (5), Susac, A. 4, Berberet, P. 1, Opp (3). Pickoffs - Team (1), Berberet, P. 1, Opp (4). SBA/ATT - Berberet, P. (5-12), Wetzler, B. (1-4), Nygren, J. (0-4), Gaviglio, S. (1-3), Susac, A. (1-3), Baylis, C. (2-2), Duke, A. (1-2), Osich, J. (2-2), Gorton, R. (1-1), Schultz, S. (0-1).

Hit Streaks Of Five Or More Games

Ryan Barnes

6 Games (4/22-5/1): .313, 5x16, 3 R, 2 RBI, 3 BB, 2B

Carter Bell

7 Games (3/25-4/3): .454, 10x22, 7 R, 2B, 2 BB

6 Games (4/16-5/8): .350, 7x20, 4 R, 5 RBI, BB, 2B, 3B, HR

5 Games (5/13-5/22): .400, 8x20, 2 R, 3 RBI, 2 BB, 3 2B

Parker Berberet

6 Games (3/5-3/11): .333, 9x27, 4 R, 10 RBI, BB, 4 2B, 3B

Ryan Dunn

9 Games (5/10-5/28): .421, 16x38, 6 R, 7 RBI, 3 2B, 3B, 2 HR

Danny Hayes

8 Games (3/18-3/27): .413, 12x29, 6 R, 11 RBI, 3 BB, 4 2B, HR

Kavin Keyes

14 Games (3/23-4/17): .438, 21x48, 9 R, 7 RBI, 5 BB, 2 2B

8 Games (5/7-5/21): .433, 13x30, 7 R, 11 RBI, BB, 4 2B, HR

6 Games (5/27-6/5): .292, 7x24, R, RBI, 3 BB, 2B

6 Games (2/28-3/11): .467, 7x15, 4 R, 5 RBI, 4 BB, 2B

Michael Miller

5 Games (4/2-4/9): .368, 7x19, 4 R, RBI, BB

Garrett Nash

5 Games (3/12-3/19): .400, 8x20, 8 R, 3 RBI, 3 BB, 2 2B

Jared Norris

6 Games (4/1-4/9): .454, 10x22, 2 R, 5 RBI, 2B, BB

5 Games (5/13-pres.): .368, 7x19, 4 R, 2 RBI, BB, 2B, 3B, HR

Brian Stamps

7 Games (4/29-5/10): .473, 9x19, 6 R, 2 RBI, BB, 3 2B

Andrew Susac

14 Games (2/25-3/19): .469, 23x49, 19 R, 18 RBI, 9 BB, 6 2B, 4 HR

7 Games (3/27-5/14): .375, 9x24, 5 R, 10 RBI, 6 BB, 2 2B, 2 3B, HR

2011 Oregon State Baseball Season In Review

2011 Non-Conference Statistics

Overall: 24-9 • Home: 15-3 • Road: 4-5 • Neutral: 5-1

Offense

Player	AVG	GP	GS	AB	R	H	2B	3B	HR	RBI	TB	SLG%	BB	HBP	SO	GDP	OB%	SF	SH	SB	ATT	PO	A	E	FLD%
13 Rodriguez, Jake	.349	24	21	63	8	22	5	1	0	4	29	.460	3	3	6	0	.400	1	2	3	4	19	41	0	1.000
8 Berberet, Parker	.344	27	25	93	20	32	7	1	5	32	56	.602	13	2	16	1	.427	2	2	2	3	240	23	2	.992
9 Hayes, Danny	.338	28	20	77	22	26	7	0	3	25	42	.545	16	0	15	0	.447	1	4	0	0	71	7	2	.975
6 Miller, Michael	.314	29	9	35	12	11	1	0	1	5	15	.429	3	2	10	0	.390	1	2	2	2	19	0	0	1.000
18 Acosta, Luke	.310	14	7	29	4	9	3	0	0	8	12	.414	4	2	4	2	.429	0	1	0	0	0	0	0	.000
10 Susac, Andrew	.310	29	28	100	25	31	8	1	4	25	53	.530	22	5	22	2	.450	2	1	0	1	171	19	3	.984
2 Bell, Carter	.278	29	26	97	11	27	8	0	1	14	38	.392	8	2	17	3	.346	0	3	3	4	17	66	3	.965
12 Nash, Garrett	.275	29	22	80	26	22	5	0	3	14	36	.450	11	5	24	0	.388	2	2	8	11	28	0	0	1.000
3 Keyes, Kavin	.268	28	23	82	13	22	3	0	0	10	25	.305	8	1	16	0	.333	2	3	2	2	19	44	5	.926
4 Stamps, Brian	.255	32	25	102	20	26	4	1	1	12	35	.343	7	3	30	1	.321	0	5	3	6	56	3	1	.983
38 Dunn, Ryan	.254	26	19	71	15	18	2	1	1	10	25	.352	10	6	12	1	.386	1	3	0	0	25	62	5	.946
33 Barnes, Ryan	.254	25	19	71	11	18	3	1	0	11	23	.324	10	5	8	4	.384	0	2	5	5	17	0	1	.944
14 Poyer, Jordan	.250	7	5	12	1	3	1	0	0	0	4	.333	2	0	3	0	.357	0	0	1	1	5	0	1	.833
17 Norris, Jared	.238	31	18	63	7	15	4	0	1	15	22	.349	13	3	13	1	.383	2	2	1	2	107	7	2	.983
40 Gordon, Max	.143	24	10	35	10	5	0	0	0	2	5	.143	7	4	10	0	.333	2	3	3	3	19	0	1	.950
1 Smith, Tyler	.113	31	17	62	9	7	1	0	0	5	8	.129	15	2	10	2	.304	0	1	3	3	28	59	4	.956
35 Jones, Dylan	.111	5	2	9	1	1	0	0	0	3	1	.111	2	0	1	1	.250	1	0	0	0	25	0	0	1.000
16 Gorton, Ryan	.000	2	0	3	0	0	0	0	0	0	0	.000	0	0	0	1	.000	0	0	0	0	0	3	0	1.000
31 Boyd, Matt	.000	2	0	1	1	0	0	0	0	0	0	.000	1	0	1	0	.500	0	0	0	0	3	10	0	1.000
22 Osich, Josh	.000	1	1	0	0	0	0	0	0	0	0	.000	0	0	0	0	.000	0	0	0	0	2	3	0	1.000
Totals	.272	33	33	1085	216	295	62	6	20	195	429	.395	155	45	218	19	.380	17	36	36	47	887	395	31	.976
Opponents	.225	33	33	1069	116	241	51	1	10	109	324	.303	91	22	261	22	.298	4	30	10	18	857	338	40	.968

LOB - Team (265), Opp (214). DPs turned - Team (25), Opp (21). CI - Team (1), Susac, A. 1. IBB - Team (4), Susac, A. 1, Gordon, M. 1, Berberet, P. 1, Acosta, L. 1, Opp (6). Picked off - Stamps, B. 3, Poyer, J. 1, Bell, C. 1, Nash, G. 1, Susac, A. 1.

Pitching

Player	ERA	W	L	APP	GS	CG	SHO	CBO	SV	IP	H	R	ER	BB	SO	2B	3B	HR	AB	B/Avg	WP	HBP	BK	SFA	SHA
35 Jones, Dylan	0.00	0	0	1	0	0	0	0	0	0.1	0	0	0	1	0	0	0	0	1	.000	0	0	0	0	0
31 Boyd, Matt	0.99	0	0	16	0	0	0	1	2	27.1	17	7	3	6	23	3	0	2	90	.189	2	1	0	0	4
36 Bryant, Tony	1.33	2	1	12	0	0	0	0	4	27.0	21	5	4	5	23	5	0	0	98	.214	2	2	0	0	2
32 Gaviglio, Sam	1.93	6	1	8	8	3	2	1	0	60.2	34	15	13	14	65	3	0	2	212	.160	1	1	1	1	2
38 Dunn, Ryan	2.70	0	1	4	0	0	0	0	1	3.1	3	1	1	1	4	0	0	0	13	.231	0	0	0	0	1
22 Osich, Josh	3.00	3	0	7	7	0	0	0	0	24.0	19	10	8	12	28	7	0	0	86	.221	4	1	0	0	2
20 Baylis, Cole	3.12	1	0	8	0	0	0	0	0	8.2	6	4	3	5	10	1	0	0	34	.176	0	1	1	0	0
15 Nygren, James	3.68	6	2	12	8	1	0	0	0	51.1	46	23	21	8	37	7	1	0	184	.250	0	6	1	2	6
28 Wetzler, Ben	3.72	3	1	9	6	0	0	0	1	36.1	36	19	15	12	35	11	0	2	140	.257	5	3	0	1	2
11 Booser, Cam	3.72	0	1	3	2	0	0	0	0	9.2	10	5	4	6	6	1	0	2	35	.286	0	0	2	0	0
24 Schultz, Scott	3.90	2	1	11	2	0	0	0	0	30.0	29	15	13	11	18	7	0	1	109	.266	2	4	0	0	8
16 Gorton, Ryan	4.15	0	0	7	0	0	0	0	0	8.2	11	4	4	5	8	5	0	0	34	.324	0	0	0	0	2
23 Duke, Adam	5.40	1	0	3	0	0	0	0	0	3.1	2	2	2	3	2	0	0	1	12	.167	0	1	0	0	0
41 Child, Dan	9.00	0	1	4	0	0	0	0	0	5.0	7	6	5	2	2	1	0	0	21	.333	0	2	0	0	1
Totals	2.92	24	9	33	33	4	3	1	8	295.2	241	116	96	91	261	51	1	10	1069	.225	16	22	5	4	30
Opponents	5.77	9	24	33	33	0	0	0	3	285.2	295	216	183	155	218	62	6	20	1085	.272	24	45	6	17	36

PB - Team (8), Susac, A. 5, Berberet, P. 3, Opp (11). Pickoffs - Team (7), Susac, A. 3, Boyd, M. 2, Wetzler, B. 1, Booser, C. 1, Opp (7). SBA/ATT - Susac, A. (8-11), Berberet, P. (2-7), Nygren, J. (3-5), Wetzler, B. (1-3), Schultz, S. (2-3), Booser, C. (2-2), Boyd, M. (1-1), Gaviglio, S. (0-1), Bryant, T. (1-1), Baylis, C. (0-1), Osich, J. (0-1).

2011 Oregon State Baseball Season In Review

At A Glance

Category	Home	Road	Neutral	Overall
Record	23-7	12-11	6-1	41-19
Pac-10 record	8-4	8-6	1-0	17-10
Non-Conference record	15-3	4-5	5-1	24-9
Versus Top 25	5-1	7-4	1-0	13-5
Versus Top 10	3-0	0-2	0-0	3-2
February	0-0	0-2	5-1	5-3
March	11-2	2-1	0-0	13-3
April	5-1	9-1	0-0	14-2
May	4-4	1-5	1-0	6-9
June	3-0	0-2	0-0	3-2
Sunday	6-1	2-3	2-0	10-4
Monday	0-0	0-1	1-0	1-1
Tuesday	2-2	2-0	0-0	4-2
Wednesday	1-0	0-0	0-0	1-0
Thursday	1-0	0-0	0-0	1-0
Friday	6-0	3-3	2-0	11-3
Saturday	7-4	5-4	1-1	13-9
Creme uniforms	8-4	0-1	0-0	8-5
Gray uniforms	1-0	6-5	4-1	11-6
Orange uniforms	5-3	6-5	0-0	11-8
White uniforms	9-0	0-0	2-0	11-0
Day	12-5	9-5	5-0	26-10
Night	11-2	3-6	1-1	15-9
vs. Left	6-2	0-4	4-0	10-6
vs. Right	17-5	12-7	2-1	31-13
Scoring first	12-2	8-3	3-1	23-6
0-2 runs	0-3	2-7	1-0	3-10
3-5 runs	8-4	1-2	2-0	11-6
6-9 runs	9-0	7-1	2-1	18-2
10+ runs	6-0	2-0	1-0	9-0
Opponent scores first	11-4	4-8	3-0	18-12
0-2 runs	12-1	6-2	2-0	20-3
3-5 runs	8-2	5-4	2-0	16-6
6-9 runs	4-3	1-3	1-1	6-7
10+ runs	0-0	0-2	0-0	0-2
1-run games	2-2	1-4	1-1	4-7
2-run games	5-1	3-0	4-0	12-1
5+ runs	9-3	5-4	0-0	14-7
Leading after 6	19-1	12-1	4-0	34-2
Leading after 7	19-0	12-0	4-0	35-0
Leading after 8	20-0	12-0	4-0	36-0
Trailing after 6	2-6	0-10	2-1	4-17
Trailing after 7	2-7	0-9	2-1	4-17
Trailing after 8	0-7	0-9	1-1	1-17
Extra-inning games	0-0	0-1	2-0	2-1
Shutouts	2-1	3-2	1-0	6-3
Following a win	18-4	9-4	3-1	30-9
Following a loss	5-3	3-6	2-0	10-9
Out-hit opponent	18-0	9-2	3-0	30-2
Opponent out-hit	2-7	2-8	2-0	6-15
Hits are equal	3-0	1-1	1-0	5-2
OSU Quality Start	12-2	7-0	2-0	21-2
Opp. Quality Start	1-5	2-7	0-0	3-12
Make 0 errors	13-1	3-1	2-0	18-2
Make 1 error	7-1	6-6	1-1	14-8
Make 2+ errors	3-5	3-4	3-0	9-9
Opp. makes 0 errors	10-5	2-7	1-0	13-12
Opp. makes 1 error	7-2	7-1	4-1	18-4
Opp. makes 2+ errors	5-1	3-3	1-0	9-4

Home Run Breakdown

No.	Player	Date	Opponent/Pitcher	On	Inn.	Out	Count
1	Berberet (1)	02/26	Texas A&M-CC/Jack (L)	0	7	0	2-0
2	Berberet (2)	02/27	Indiana/DeNato (L)	0	4	0	2-2
3	Susac (1)	02/27	Indiana/Carr (R)	1	5	2	0-0
4	Hayes (1)	02/28	UTSA/Calhoun (R)	2	9	0	0-0
5	Susac (2)	03/05	Hartford/Englehart (R)	0	6	2	3-0
6	Susac (3)	03/06	Hartford/Corsi (R)	0	4	2	1-0
7	Susac (4)	03/18	LBSU/Gagnon (R)	0	1	2	0-0
8	Hayes (2)	03/18	LBSU/Gagnon (R)	0	1	2	2-1
9	Berberet (3)	03/26	UCSB/Wheeler (R)	0	6	1	3-2
10	Barnes (1)	04/02	Arizona/Simon (R)	2	5	2	3-1
11	Dunn (1)	04/02	Arizona/Bandilla (L)	2	6	2	1-2
12	Berberet (4)	04/05	Portland/Kjemhus (R)	2	2	2	3-2
13	Dunn (2)	04/10	Arizona State/Barrett (R)	0	2	0	0-0
14	Nash (1)	05/03	Oregon/Jones (L)	1	9	0	3-2
15	Bell (1)	05/07	California/Jones (L)	0	7	2	1-0
16	Dunn (3)	05/10	Portland/McCallister (R)	0	5	1	2-1
17	Miller (1)	05/10	Portland/Miller (R)	0	8	0	0-1
18	Norris (1)	05/10	Portland/Thompson (R)	1	8	1	1-0
19	Susac (5)	05/14	Washington/Brigham (R)	1	1	2	1-0
20	Dunn (4)	05/14	Washington/Brigham (R)	0	1	2	1-0
21	Rodriguez (1)	05/14	Washington/Brigham (R)	2	6	2	2-2
22	Keyes (1)	05/14	Washington/West (R)	1	7	1	0-1
23	Hayes (3)	05/14	Washington/Voth (R)	1	1	1	1-2
24	Norris (2)	05/20	USC/Triggs (R)	0	2	0	3-2
25	Stamps (1)	05/20	USC/Mezger (R)	2	7	1	0-2
26	Hayes (4)	06/03	UALR/Henke (R)	0	6	1	3-2
27	Nash (2)	06/03	UALR/Graziano (R)	1	8	1	2-0
28	Nash (3)	06/04	Creighton/VanLeur (R)	0	9	0	3-1
29	Berberet (5)	06/05	Georgia/Deiterich (L)	0	2	1	1-0
30	Stamps (2)	06/05	Georgia/Deiterich (L)	0	7	1	2-0
31	Bell (2)	06/11	Vanderbilt/Clinard (R)	0	8	1	0-0

Total: 31 Home: 16 Road: 11 Neutral: 4
Solo: 18 2-Run: 7 3-Run: 6 Grand Slam: 0
vs. Left: 7 vs. Right: 24
Pac-10: 11 Non-Conference: 20
Ahead: 19 Behind: 5 Equal: 2 First Pitch: 5

* Indicates Inside-The-Park; ^ Indicates Leadoff Home Run

2011 Oregon State Baseball Season In Review

Record By Player Starts

C	Susac (24-9); Berberet (17-9); Gorton (0-1)
1B	Berberet (13-7); Hayes (15-4); Norris (9-7); Jones (4-1)
2B	Smith (16-7); Keyes (12-7); Rodriguez (12-5); Dunn (1-0)
3B	Bell (30-14); Rodriguez (7-2); Keyes (4-3)
SS	Dunn (29-15); Smith (8-3); Bell (3-1); Keyes (1-0)
LF	Barnes (19-7); Nash (11-7); Gordon (6-2); Stamps (3-1); Miller (1-2); Norris (1-0)
CF	Stamps (18-15); Miller (15-2); Nash (8-2)
RF	Norris (20-5); Barnes (7-9); Miller (4-3); Poyer (4-1); Gordon (4-0); Stamps (0-1); Dunn (1-0); Acosta (1-0)
DH	Keyes (16-7); Hayes (14-6); Acosta (5-2); Susac (2-4); Barnes (2-0); Berberet (1-0); Osich (1-0)

Record By Batting Order Starts

1	Miller (17-4); Nash (8-3); Stamps (5-5); Gordon (7-1); Barnes (4-4); Smith (0-1); Dunn (0-1)
2	Barnes (20-8); Stamps (8-6); Nash (5-0); Dunn (3-2); Norris (2-1); Gordon (2-0); Acosta (1-1); Norris (2-1); Gordon (2-0); Miller (0-1)
3	Susac (13-7); Hayes (15-2); Norris (6-4); Keyes (4-2); Barnes (3-2); Berberet (1-1); Dunn (0-1)
4	Keyes (7-7); Susac (10-3); Hayes (7-4); Berberet (7-4); Norris (6-1); Keyes (6-2); Keyes (3-0) Bell (1-0); Barnes (1-0); Osich (1-0)
5	Norris (8-3); Berberet (5-5); Bell (5-4); Keyes (7-2); Dunn (5-1); Hayes (3-3); Susac (2-1); Acosta (2-0); Smith (1-0); Rodriguez (1-0); Jones (1-0); Susac (2-1)
6	Bell (10-3); Berberet (8-3); Dunn (3-4); Keyes (4-2); Hayes (4-1); Acosta (3-1); Susac (1-2); Rodriguez (2-0); Smith (2-0); Barnes (0-2); Jones (2-0); Norris (1-1); Gordon (1-0)
7	Bell (13-8); Berberet (9-1); Rodriguez (6-1); Norris (5-2); Keyes (4-1); Smith (2-2); Dunn (1-3); Jones (1-1)
8	Rodriguez (8-6);Dunn (12-1); Smith (6-4); Keyes (6-3); Bell (3-0); Berberet (1-2); Norris (2-0); Nash (1-1); Poyer (1-0); Miller (1-0); Nash (1-1); Stamps (0-1); Gorton (0-1)
9	Smith (13-3); Stamps (8-5); Nash (5-5); Dunn (7-2); Poyer (3-1); Miller (2-2); Rodriguez (2-0); Bell (1-0); Gordon (0-1)

Batter Breakdown

Player	Multiple-Hit Games					Multiple-RBI Games					Home Runs				Tot.	Last
	2	3	4	5+	Tot.	2	3	4	5+	Tot.	Solo	2-Run	3-Run	GS		
Luke Acosta	3	-	-	-	3	-	-	1	-	1	-	-	-	-	-	-
Ryan Barnes	6	2	1	-	9	5	1	-	-	6	-	-	1	-	1	4/2 vs. ARIZ
Carter Bell	11	3	-	-	14	1	3	-	-	4	2	-	-	-	2	6/11 vs. VU
Parker Berberet	8	2	-	-	10	7	3	1	-	11	4	-	1	-	5	6/5 vs. UGA
Ryan Dunn	8	1	1	-	10	3	2	1	-	6	3	-	1	-	4	5/14 vs. WASH
Danny Hayes	8	2	-	-	10	4	5	-	-	9	2	1	1	-	4	6/3 vs. UALR
Kavin Keyes	13	1	-	-	14	7	3	-	-	10	1	-	-	-	1	5/14 vs. WASH
Michael Miller	4	1	-	-	5	1	-	-	-	1	1	-	-	-	1	5/10 vs. PORT
Garrett Nash	7	-	-	-	7	3	1	-	-	4	1	2	-	-	3	6/4 vs. CU
Jared Norris	8	2	-	-	10	6	-	-	-	6	1	1	-	-	2	5/20 vs. USC
Jordan Poyer	1	-	-	-	1	-	-	-	-	-	-	-	-	-	-	-
Jake Rodriguez	2	4	-	-	6	-	1	-	-	1	-	-	1	-	1	5/14 vs. WASH
Tyler Smith	5	2	-	-	7	1	-	-	-	1	-	-	-	-	-	-
Brian Stamps	8	3	-	-	11	5	1	-	-	6	1	-	1	-	2	6/5 vs. UGA
Andrew Susac	11	2	-	-	13	5	1	1	-	7	2	2	1	-	5	5/14 vs. WASH
Totals	103	25	2	0	130	47	21	4	0	72	18	6	7	0	31	

Inning-By-Inning

	1	2	3	4	5	6	7	8	9	EX	Total
Oregon State	45	36	35	37	41	34	48	33	24	4	337
Opponents	41	19	28	24	25	36	26	15	17	1	232

Oregon State In The Polls

Week	BA	CB	USA	NCBWA	PG
Pre	NR	NR	NR	NR	NR
02/21	NR	RV	NR	RV	NR
02/28	NR	RV	RV	RV	NR
03/07	NR	RV	RV	RV	NR
03/14	NR	23	RV	30	NR
03/21	23	26	22	26	24
03/28	23	29	20	27	NR
04/04	19	20	19	27	18
04/11	9	10	15	17	10
04/18	3	7	8	15	9
04/25	3	6	9	12	7
05/02	3	4	7	8	6
05/09	2	3	T7	10	5
05/16	2	2	7	10	4
05/23	6	6	10	13	7
05/30	15	13	16	18	7

2011 Pitching Appearances

#20 Cole Baylis

Date	Opponent	W-L-S	IP	H	R	ER	BB	SO	NP
02/20	Fresno State	-	1.2	0	0	0	1	3	33
02/27	Indiana	W	1.2	0	0	0	1	2	32
02/28	UT-San Antonio	-	0.1	0	0	0	0	1	6
03/06	Hartford	-	1.0	1	0	0	0	2	16
03/19	Long Beach State	-	0.1	0	0	0	1	0	8
03/26	UC Santa Barbara	-	0.2	4	3	3	1	0	20
04/01	Arizona	-	0.0	3	0	0	0	0	9
04/05	Portland	-	0.1	0	0	0	0	0	1
04/22	Washington State	-	0.1	1	0	0	0	0	9
05/01	UCLA	-	0.1	0	0	0	1	1	8
05/03	Oregon	-	2.2	1	1	0	1	2	44
05/07	California	-	0.2	1	0	0	1	0	18
05/27	Oregon	-	0.2	0	0	0	0	0	5
05/29	Oregon	-	1.1	0	0	0	0	1	17

04/16	Stanford	S	3.0	4	0	0	1	1	63
04/22	Washington State	-	1.0	0	0	0	0	0	15
04/23	Washington State	-	0.1	0	0	0	0	1	5
04/29	UCLA	-	2.0	2	0	0	0	2	25
05/01	UCLA	-	2.0	1	0	0	1	2	26
05/07	California	-	2.0	4	0	0	1	2	35
05/08	California	-	0.1	2	1	1	0	0	9
05/10	Portland	-	2.1	0	0	0	0	4	30
05/13	Washington	-	1.2	0	0	0	0	0	23
05/14	Washington	-	0.0	2	2	2	0	0	11
05/20	USC	-	1.2	1	0	0	0	1	9
05/22	USC	-	0.2	2	0	0	0	0	16
05/29	Oregon	-	0.2	3	1	1	0	1	20
06/03	UALR	-	2.0	1	0	0	0	2	16
06/05	Georgia	-	0.2	2	0	0	0	0	14
06/11	Vanderbilt	-	2.2	3	3	1	0	0	39

#11 Cam Booser

Date	Opponent	W-L-S	IP	H	R	ER	BB	SO	NP
02/20	Fresno State *	L	4.2	5	2	2	3	4	79
02/27	Indiana *	-	3.0	4	2	1	1	1	35
04/01	Arizona	-	0.1	2	3	3	0	0	11
05/01	UCLA	-	0.0	0	0	0	1	0	6
05/07	California	-	0.1	1	1	1	0	0	8
06/10	Vanderbilt	-	2.0	1	1	1	2	1	32

#36 Tony Bryant

Date	Opponent	W-L-S	IP	H	R	ER	BB	SO	NP
02/19	Gonzaga	W	3.0	0	0	0	0	1	28
02/21	Fresno State	-	4.0	3	1	1	0	6	59
02/28	UT-San Antonio	-	2.1	5	2	1	0	1	36
03/06	Hartford	-	2.2	1	0	0	0	4	40
03/08	Oregon	W	2.0	2	0	0	2	4	57
03/13	VMI	S	4.0	1	0	0	0	0	43
03/19	Long Beach State	S	1.0	1	0	0	0	2	22
03/19	Long Beach State	L	3.1	4	1	1	2	3	48
03/25	UC Santa Barbara	-	1.1	2	1	1	0	0	24
03/26	UC Santa Barbara	-	1.1	1	0	0	0	1	15
04/02	Arizona	S	2.0	4	1	1	0	1	32
04/03	Arizona	-	1.0	0	0	0	0	0	6
04/10	Arizona State	-	3.1	3	1	1	1	3	57
04/15	Stanford	S	1.0	0	0	0	0	0	14
04/17	Stanford	S	0.1	2	0	0	0	1	16
04/21	Washington State	S	1.0	0	0	0	0	1	10
04/22	Washington State	W	1.0	1	0	0	0	0	12
04/23	Washington State	-	2.0	1	0	0	2	2	28
04/29	UCLA	S	1.0	0	0	0	0	0	12
05/01	UCLA	-	0.1	0	0	0	0	0	2
05/07	California	S	0.2	0	0	0	0	1	9
05/08	California	S	1.2	1	0	0	0	1	30
05/13	Washington	S	1.0	0	0	0	0	1	7
05/14	Washington	L	2.0	3	1	1	3	3	38

#31 Matt Boyd

Date	Opponent	W-L-S	IP	H	R	ER	BB	SO	NP
02/19	Gonzaga	-	0.2	1	1	0	1	0	16
02/20	Gonzaga	-	0.1	0	0	0	0	0	2
02/20	Fresno State	-	1.2	1	0	0	1	3	33
02/27	Indiana	-	1.0	0	0	0	0	0	6
02/28	UT-San Antonio	-	1.2	1	1	1	2	0	22
03/06	Hartford	-	1.0	0	0	0	0	1	16
03/08	Oregon	S	2.2	1	0	0	0	3	37
03/11	New Mexico State	-	1.0	0	0	0	0	0	12
03/19	Long Beach State	-	2.0	4	1	1	0	0	36
03/22	Seattle	-	2.1	1	0	0	2	4	40
03/23	Seattle	S	2.0	0	0	0	0	4	23
03/27	UC Santa Barbara	-	3.0	2	1	0	0	2	39
04/03	Arizona	-	2.0	3	1	1	2	2	52
04/10	Arizona State	S	1.1	1	0	0	0	0	19

Oregon State Bullpen

Inherited Runners/Scored: 148/51 (.344)
 First Batter Faced/Reached: 119/34 (.285)

Pitcher	IR-S	Pct.	1st Batter		Saves-Att.
			RB-BF	Avg.	
Cole Baylis	14-2	.142	5-14	.357	0-0
Cam Booser	6-3	.500	2-4	.500	0-0
Matt Boyd	35-11	.314	5-30	.167	4-5
Tony Bryant	27-4	.148	7-28	.250	12-12
Dan Child	1-0	.000	1-4	.250	0-0
Adam Duke	4-1	.200	2-6	.333	0-0
Ryan Dunn	4-4	1.000	1-4	.250	1-2
Ryan Gorton	12-7	.583	6-8	.750	0-0
Dylan Jones	5-0	.000	0-3	.000	0-0
James Nygren	10-4	.400	4-7	.571	0-0
Scott Schultz	24-9	.375	5-18	.277	1-1
Ben Wetzler	6-4	.667	1-4	.250	0-0

Oregon State Bullpen By Month

Month	W-L	ERA	SV-OPP	IP	H	ER	SO
February	4-1	2.32	1-1	38.2	32	10	30
March	4-2	3.29	4-5	54.2	56	20	47
April	4-0	2.67	7-7	40.1	43	12	30
May	1-1	2.63	4-5	54.2	56	16	34
June	2-1	4.05	2-2	20.0	17	9	16

Oregon State Bullpen By Location

Month	W-L	ERA	SV-OPP	IP	H	ER	SO
Home	7-1	2.63	9-10	106.0	95	31	84
Road	3-4	3.72	7-8	79.2	97	33	57
Neutral	5-0	2.11	2-2	34.0	27	8	20

	W-L	ERA	IP	H	R	ER	BB	SO	AVG
Starters	27-14	3.36	321.0	273	147	120	99	281	.232
Relievers	14-5	2.76	211.2	206	85	65	68	162	.259

Oregon State Starters (Starts Only)

Pitcher	Starts	QS	Pct.	#P/Start	IP/Start	SB-ATT	Pct.	PCK	DP	Runs For	R/Start	Team Rec.
Cam Booser	2	0	.000	57	3.2	2-3	.667	0	1	8	4.0	1-1
Sam Gaviglio	17	11	.647	109	7.1	1-3	.333	0	10	83	4.9	14-3
James Nygren	10	4	.400	70	5.2	2-4	.500	0	10	59	5.9	6-4
Josh Osich	16	4	.250	81	4.2	2-3	.667	0	7	89	5.6	10-6
Scott Schultz	3	0	.000	54	4.0	0-0	.000	0	1	14	4.7	3-0
Ben Wetzler	12	4	.333	67	4.2	2-6	.333	0	3	84	7.0	7-5

2011 Oregon State Baseball Season In Review

2011 Pitching Appearances

05/22	USC	-	1.0	0	0	0	0	0	4
05/29	Oregon	-	1.0	3	1	1	0	0	28
06/03	UALR	S	1.0	0	0	0	0	1	14
06/05	Georgia	S	1.0	1	0	0	1	0	22

#41 Dan Child

Date	Opponent	W-L-S	IP	H	R	ER	BB	SO	NP
02/21	Fresno State	L	2.0	1	1	1	1	1	25
02/28	UT-San Antonio	-	1.0	1	1	1	0	0	12
03/05	Hartford	-	1.0	3	3	3	1	1	21
03/12	VMI	-	1.0	2	1	0	0	0	17

#23 Adam Duke

Date	Opponent	W-L-S	IP	H	R	ER	BB	SO	NP
05/10	Portland	-	1.0	1	2	2	1	1	29
05/21	USC	-	1.0	0	0	0	2	1	17
05/28	Oregon	-	1.0	0	0	0	0	0	7
05/29	Oregon	-	0.1	1	1	1	0	0	6
06/05	Georgia	W	1.1	0	0	0	1	0	18
06/11	Vanderbilt	-	1.0	1	1	0	1	1	26

#38 Ryan Dunn

Date	Opponent	W-L-S	IP	H	R	ER	BB	SO	NP
02/19	Gonzaga	S	0.1	0	0	0	0	0	3
02/21	Fresno State	-	0.1	1	0	0	1	0	9
03/05	Hartford	-	2.0	0	0	0	0	4	21
03/22	Seattle	L	0.2	2	1	1	0	0	20

#32 Sam Gaviglio

Date	Opponent	W-L-S	IP	H	R	ER	BB	SO	NP
02/19	Gonzaga * ^	-	6.2	6	2	0	0	5	92
02/25	Connecticut * ^	W	9.0	2	0	0	1	10	115
03/05	Hartford * ^	W	6.0	2	0	0	0	6	70
03/11	New Mexico State * ^	W	8.0	3	0	0	3	5	106
03/18	Long Beach State * ^	W	9.0	1	0	0	0	14	101
03/25	UC Santa Barbara * ^	W	7.2	6	2	2	2	11	108
04/01	Arizona *	L	5.0	8	10	4	3	3	107
04/08	Arizona State * ^	W	9.0	9	3	3	1	6	136
04/15	Stanford * ^	W	8.0	4	0	0	2	8	119
04/22	Washington State *	-	6.2	7	6	5	0	8	100
04/29	UCLA *	W	6.0	6	5	4	7	0	110
05/07	California * ^	W	6.1	5	0	0	1	10	104
05/14	Washington *	W	5.2	10	3	0	1	4	113
05/20	USC * ^	W	6.2	4	2	1	2	6	118
05/27	Oregon *	L	6.2	4	4	4	2	6	110
06/04	Creighton * ^	W	9.0	5	1	1	2	11	136
06/10	Vanderbilt *	L	5.1	9	10	10	6	3	99

#16 Ryan Gorton

Date	Opponent	W-L-S	IP	H	R	ER	BB	SO	NP
02/19	Gonzaga	-	0.2	0	0	0	1	2	19
02/21	Fresno State	-	0.1	1	0	0	2	0	14
02/28	UT-San Antonio	-	0.2	1	0	0	0	0	5
03/06	Hartford	-	1.0	3	2	2	0	1	21
03/12	VMI	-	2.0	1	0	0	0	3	25
03/19	Long Beach State	-	0.0	0	0	0	1	0	6
03/27	UC Santa Barbara	-	4.0	5	2	2	1	2	54
04/01	Arizona	-	0.1	5	5	5	0	1	24

#35 Dylan Jones

Date	Opponent	W-L-S	IP	H	R	ER	BB	SO	NP
03/19	Long Beach State	-	0.1	0	0	0	1	0	8
04/01	Arizona	-	2.1	0	0	0	2	2	44
05/27	Oregon	-	0.2	1	0	0	0	1	16

#15 James Nygren

Date	Opponent	W-L-S	IP	H	R	ER	BB	SO	NP
02/26	Texas A&M-CC	-	5.0	5	1	1	1	5	50
02/28	UT-San Antonio	W	1.2	2	1	1	0	2	13
03/06	Hartford * ^	W	9.0	6	1	1	2	5	106
03/19	Long Beach State	W	3.0	4	3	3	0	2	46
03/22	Seattle * ^	-	6.0	5	4	2	0	4	84
03/27	UC Santa Barbara *	L	0.1	3	2	2	0	0	19
04/05	Portland * ^	W	7.2	5	1	1	1	3	97

04/10	Arizona State	W	4.0	6	4	4	2	6	69
04/21	Washington State * ^	W	8.0	7	2	1	3	8	106
04/26	Portland *	W	5.1	3	0	0	0	8	65
05/03	Oregon *	L	2.1	4	5	5	2	0	54
05/10	Portland *	W	5.2	3	1	1	2	4	75
05/13	Washington	-	0.0	1	0	0	2	0	9
05/21	USC	-	7.2	9	1	1	0	2	83
05/29	Oregon *	L	2.1	2	2	1	0	3	38
06/03	UALR *	-	4.2	5	4	4	0	3	62
06/10	Vanderbilt	-	0.2	1	0	0	0	1	11

#22 Josh Osich

Date	Opponent	W-L-S	IP	H	R	ER	BB	SO	NP
02/21	Fresno State *	-	1.2	2	3	2	3	2	51
02/28	UT-San Antonio *	-	2.1	2	2	1	1	4	46
03/06	Hartford *	W	3.1	2	0	0	1	7	58
03/13	VMI *	W	5.0	7	1	1	1	2	66
03/19	Long Beach State *	-	5.2	2	1	1	1	8	83
03/26	UC Santa Barbara *	W	5.0	3	2	2	3	5	86
04/02	Arizona * ^	W	7.0	7	3	3	2	1	99
04/09	Arizona State *	-	4.0	4	4	4	3	2	81
04/16	Stanford * ^	W	6.0	2	1	1	5	6	101
04/23	Washington State * ^	L	6.1	8	2	2	1	8	116
04/30	UCLA * ^	W	9.0	0	0	0	1	13	121
05/07	California *	L	6.0	6	4	4	2	4	93
05/13	Washington	-	3.2	6	4	4	2	7	86
05/22	USC *	L	5.2	6	3	2	4	5	99
05/28	Oregon *	L	5.0	4	3	3	2	5	77
06/05	Georgia *	-	1.0	1	1	1	2	0	27

#24 Scott Schultz

Date	Opponent	W-L-S	IP	H	R	ER	BB	SO	NP
02/20	Gonzaga	W	3.2	2	1	1	1	3	56
02/27	Indiana	-	3.1	7	3	2	0	0	50
03/08	Oregon *	-	4.1	4	1	1	0	0	59
03/19	Long Beach State	-	0.2	2	0	0	0	0	8
03/23	Seattle *	-	3.1	2	2	2	2	1	46
03/26	UC Santa Barbara	-	2.0	1	0	0	1	1	33
04/05	Portland	-	1.0	0	0	0	0	0	15
04/09	Arizona State	W	5.0	2	2	2	0	3	56
04/17	Stanford *	-	4.2	4	2	2	1	1	54
04/23	Washington State	-	0.1	0	0	0	0	1	3
05/01	UCLA	-	0.0	1	2	2	1	0	9
05/03	Oregon	-	4.0	4	1	0	1	3	53
05/07	California	-	2.0	3	1	0	0	1	16
05/13	Washington	W	2.2	1	0	0	0	2	24
05/14	Washington	S	3.1	2	0	0	1	1	38
05/20	USC	-	0.2	0	0	0	0	0	9
05/22	USC	-	1.2	1	1	1	0	1	13
05/28	Oregon	-	2.0	3	1	1	0	0	27
06/03	UALR	W	1.1	0	0	0	2	3	25
06/05	Georgia	-	5.0	4	3	3	1	6	77
06/11	Vanderbilt	L	1.1	3	4	4	3	1	34

#28 Ben Wetzler

Date	Opponent	W-L-S	IP	H	R	ER	BB	SO	NP
02/20	Gonzaga *	-	4.1	4	1	0	2	8	81
02/26	Texas A&M-CC *	L	3.0	8	7	6	1	1	53
03/05	Hartford * ^	W	7.0	2	1	1	2	9	84
03/12	VMI * ^	W	6.0	4	2	2	1	4	77
03/19	Long Beach State *	-	3.0	3	2	1	4	0	57
03/23	Seattle	W	3.2	3	0	0	1	0	55
03/27	UC Santa Barbara	-	1.2	5	3	3	0	3	46
04/03	Arizona * ^	W	6.0	7	3	3	0	1	75
04/10	Arizona State *	-	0.1	1	1	1	1	1	17
04/17	Stanford	W	4.0	3	2	2	1	0	51
04/26	Portland	S	3.2	2	1	0	0	5	54
05/01	UCLA *	L	5.1	5	3	3	3	2	91
05/08	California * ^	W	7.0	4	1	1	0	7	93
05/14	Washington *	-	6.0	9	4	4	0	2	80
05/21	USC *	L	0.1	6	7	5	0	1	29
05/29	Oregon	-	2.1	3	1	1	1	1	41
06/11	Vanderbilt *	-	4.0	5	2	2	1	5	68

^ Indicates Quality Start

Oregon State Starting Lineups By Order

Date	Opponent	1	2	3	4	5	6	7	8	9
02/19	Gonzaga	Nash	Stamps	Susac	Berberet	Bell	Smith	Norris	Keyes	Poyer
02/20	Gonzaga	Nash	Stamps	Susac	Bell	Smith	Acosta	Norris	Rodriguez	Poyer
02/20	Fresno State	Gordon	Stamps	Berberet	Norris	Bell	Hayes	Smith	Keyes	Nash
02/21	Fresno State	Stamps	Acosta	Susac	Berberet	Bell	Barnes	Smith	Rodriguez	Poyer
02/25	Connecticut	Stamps	Acosta	Barnes	Berberet	Bell	Susac	Smith	Dunn	Nash
02/26	Texas A&M-CC	Stamps	Barnes	Norris	Hayes	Berberet	Bell	Keyes	Smith	Nash
02/27	Indiana	Stamps	Dunn	Berberet	Susac	Acosta	Bell	Rodriguez	Smith	Nash
02/28	UT-San Antonio	Gordon	Norris	Hayes	Susac	Berberet	Keyes	Rodriguez	Smith	Stamps
03/05	Hartford	Gordon	Nash	Susac	Hayes	Berberet	Norris	Bell	Rodriguez	Smith
03/05	Hartford	Stamps	Barnes	Susac	Berberet	Rodriguez	Smith	Bell	Poyer	Nash
03/05	Hartford	Gordon	Nash	Susac	Berberet	Hayes	Acosta	Rodriguez	Keyes	Smith
03/06	Hartford	Gordon	Nash	Susac	Hayes	Berberet	Keyes	Rodriguez	Smith	Stamps
03/08	Oregon	Nash	Gordon	Susac	Hayes	Berberet	Dunn	Rodriguez	Bell	Stamps
03/11	New Mexico State	Nash	Dunn	Barnes	Susac	Acosta	Berberet	Keyes	Rodriguez	Stamps
03/12	VMI	Nash	Stamps	Susac	Barnes	Dunn	Hayes	Keyes	Bell	Poyer
03/13	VMI	Nash	Gordon	Susac	Norris	Bell	Hayes	Rodriguez	Smith	Miller
03/18	Long Beach State	Gordon	Nash	Susac	Osich	Keyes	Bell	Norris	Dunn	Stamps
03/19	Long Beach State	Nash	Stamps	Susac	Hayes	Jones	Rodriguez	Bell	Miller	Dunn
03/19	Long Beach State	Nash	Stamps	Susac	Hayes	Berberet	Keyes	Dunn	Rodriguez	Miller
03/22	Seattle	Nash	Stamps	Susac	Hayes	Berberet	Barnes	Bell	Rodriguez	Smith
03/23	Seattle	Miller	Barnes	Susac	Berberet	Hayes	Rodriguez	Norris	Keyes	Bell
03/25	UC Santa Barbara	Miller	Barnes	Hayes	Susac	Norris	Jones	Bell	Keyes	Dunn
03/26	UC Santa Barbara	Miller	Barnes	Hayes	Susac	Norris	Berberet	Bell	Keyes	Rodriguez
03/27	UC Santa Barbara	Miller	Barnes	Hayes	Susac	Norris	Berberet	Bell	Keyes	Dunn
04/01	Arizona	Miller	Barnes	Susac	Berberet	Hayes	Bell	Norris	Keyes	Dunn
04/02	Arizona	Miller	Barnes	Hayes	Susac	Norris	Jones	Bell	Keyes	Dunn
04/03	Arizona	Miller	Barnes	Hayes	Susac	Norris	Berberet	Keyes	Bell	Dunn
04/05	Portland	Miller	Barnes	Hayes	Berberet	Norris	Bell	Keyes	Smith	Dunn
04/08	Arizona State	Miller	Barnes	Hayes	Berberet	Norris	Keyes	Bell	Dunn	Smith
04/09	Arizona State	Miller	Barnes	Hayes	Norris	Berberet	Keyes	Bell	Dunn	Smith
04/10	Arizona State	Miller	Barnes	Hayes	Norris	Keyes	Bell	Berberet	Dunn	Smith
04/15	Stanford	Miller	Barnes	Hayes	Norris	Keyes	Bell	Berberet	Dunn	Smith
04/16	Stanford	Miller	Barnes	Hayes	Norris	Keyes	Bell	Berberet	Dunn	Smith
04/17	Stanford	Miller	Barnes	Norris	Keyes	Hayes	Bell	Berberet	Dunn	Smith
04/21	Washington State	Stamps	Nash	Barnes	Keyes	Dunn	Acosta	Berberet	Norris	Smith
04/22	Washington State	Miller	Barnes	Norris	Hayes	Keyes	Berberet	Jones	Dunn	Smith
04/23	Washington State	Miller	Barnes	Norris	Hayes	Keyes	Berberet	Dunn	Smith	Stamps
04/26	Portland	Miller	Barnes	Norris	Hayes	Keyes	Berberet	Smith	Dunn	Stamps
04/29	UCLA	Nash	Barnes	Hayes	Keyes	Norris	Bell	Berberet	Dunn	Smith
04/30	UCLA	Miller	Barnes	Hayes	Norris	Keyes	Berberet	Dunn	Nash	Smith
05/01	UCLA	Miller	Barnes	Norris	Keyes	Hayes	Dunn	Berberet	Smith	Stamps
05/03	Oregon	Smith	Dunn	Barnes	Keyes	Berberet	Acosta	Norris	Stamps	Nash
05/07	California	Miller	Barnes	Hayes	Keyes	Norris	Bell	Berberet	Dunn	Smith
05/07	California	Nash	Stamps	Barnes	Berberet	Bell	Keyes	Dunn	Gorton	Smith
05/08	California	Gordon	Stamps	Norris	Keyes	Bell	Hayes	Berberet	Rodriguez	Dunn
05/10	Portland	Gordon	Stamps	Norris	Keyes	Susac	Hayes	Bell	Berberet	Dunn
05/13	Washington	Stamps	Barnes	Norris	Keyes	Bell	Dunn	Berberet	Smith	Miller
05/14	Washington	Miller	Barnes	Hayes	Keyes	Susac	Dunn	Bell	Norris	Rodriguez
05/14	Washington	Dunn	Barnes	Hayes	Keyes	Susac	Norris	Bell	Berberet	Stamps
05/20	USC	Barnes	Dunn	Keyes	Susac	Hayes	Bell	Norris	Rodriguez	Stamps
05/21	USC	Stamps	Dunn	Norris	Keyes	Bell	Susac	Jones	Berberet	Gordon
05/22	USC	Stamps	Barnes	Keyes	Susac	Norris	Bell	Dunn	Smith	Miller
05/27	Oregon	Stamps	Barnes	Susac	Keyes	Dunn	Berberet	Bell	Nash	Smith
05/28	Oregon	Barnes	Stamps	Susac	Berberet	Keyes	Dunn	Bell	Rodriguez	Nash
05/29	Oregon	Barnes	Miller	Susac	Keyes	Norris	Dunn	Bell	Rodriguez	Stamps
06/03	UALR	Barnes	Norris	Keyes	Susac	Dunn	Gordon	Bell	Rodriguez	Stamps
06/04	Creighton	Barnes	Stamps	Keyes	Susac	Dunn	Berberet	Bell	Rodriguez	Nash
06/05	Georgia	Barnes	Stamps	Keyes	Susac	Dunn	Berberet	Bell	Rodriguez	Nash
06/10	Vanderbilt	Barnes	Norris	Keyes	Susac	Hayes	Dunn	Bell	Rodriguez	Stamps
06/11	Vanderbilt	Barnes	Stamps	Dunn	Keyes	Berberet	Susac	Bell	Rodriguez	Nash

2011 Oregon State Baseball Season In Review

Oregon State Starting Lineups By Position

Date	Opponent	P	C	1B	2B	3B	SS	LF	CF	RF	DH
02/19	Gonzaga	Gaviglio	Susac	Norris	Smith	Bell	Keyes	Stamps	Nash	Poyer	Berberet
02/20	Gonzaga	Wetzler	Susac	Norris	Smith	Rodriguez	Bell	Stamps	Nash	Poyer	Acosta
02/20	Fresno State	Booser	Berberet	Norris	Keyes	Bell	Smith	Gordon	Nash	Stamps	Hayes
02/21	Fresno State	Osich	Susac	Berberet	Smith	Rodriguez	Bell	Barnes	Stamps	Poyer	Acosta
02/25	Connecticut	Gaviglio	Susac	Berberet	Dunn	Bell	Smith	Stamps	Nash	Barnes	Acosta
02/26	Texas A&M-CC	Wetzler	Berberet	Norris	Keyes	Bell	Smith	Stamps	Nash	Barnes	Hayes
02/27	Indiana	Booser	Susac	Berberet	Rodriguez	Bell	Smith	Nash	Stamps	Dunn	Acosta
02/28	UT-San Antonio	Osich	Susac	Berberet	Keyes	Rodriguez	Smith	Norris	Stamps	Gordon	Hayes
03/05	Hartford	Gaviglio	Susac	Berberet	Rodriguez	Bell	Smith	Gordon	Nash	Norris	Hayes
03/05	Hartford	Wetzler	Susac	Berberet	Rodriguez	Bell	Smith	Nash	Stamps	Poyer	Barnes
03/05	Hartford	Nygren	Susac	Berberet	Keyes	Rodriguez	Smith	Gordon	Nash	Acosta	Hayes
03/06	Hartford	Osich	Berberet	Hayes	Keyes	Rodriguez	Smith	Nash	Stamps	Gordon	Susac
03/08	Oregon	Schultz	Susac	Berberet	Rodriguez	Bell	Dunn	Nash	Stamps	Gordon	Hayes
03/11	New Mexico State	Gaviglio	Susac	Berberet	Keyes	Rodriguez	Dunn	Nash	Stamps	Barnes	Acosta
03/12	VMI	Wetzler	Susac	Hayes	Keyes	Bell	Dunn	Nash	Stamps	Poyer	Barnes
03/13	VMI	Osich	Susac	Norris	Rodriguez	Bell	Smith	Gordon	Nash	Miller	Hayes
03/18	Long Beach State	Gaviglio	Susac	Norris	Keyes	Bell	Dunn	Nash	Stamps	Gordon	Osich
03/19	Long Beach State	Wetzler	Susac	Jones	Rodriguez	Bell	Dunn	Nash	Stamps	Miller	Hayes
03/19	Long Beach State	Osich	Berberet	Hayes	Keyes	Rodriguez	Dunn	Nash	Stamps	Miller	Susac
03/22	Seattle	Nygren	Susac	Berberet	Rodriguez	Bell	Smith	Nash	Stamps	Barnes	Hayes
03/23	Seattle	Schultz	Susac	Berberet	Keyes	Rodriguez	Bell	Barnes	Miller	Norris	Hayes
03/25	UC Santa Barbara	Gaviglio	Susac	Jones	Keyes	Bell	Dunn	Barnes	Miller	Norris	Hayes
03/26	UC Santa Barbara	Osich	Susac	Berberet	Keyes	Rodriguez	Bell	Barnes	Miller	Norris	Hayes
03/27	UC Santa Barbara	Nygren	Berberet	Hayes	Keyes	Bell	Dunn	Barnes	Miller	Norris	Susac
04/01	Arizona	Gaviglio	Susac	Berberet	Keyes	Bell	Dunn	Barnes	Miller	Norris	Hayes
04/02	Arizona	Osich	Susac	Jones	Keyes	Bell	Dunn	Barnes	Miller	Norris	Hayes
04/03	Arizona	Wetzler	Susac	Berberet	Keyes	Bell	Dunn	Barnes	Miller	Norris	Hayes
04/05	Portland	Nygren	Berberet	Hayes	Smith	Bell	Dunn	Barnes	Miller	Norris	Keyes
04/08	Arizona State	Gaviglio	Berberet	Hayes	Smith	Bell	Dunn	Barnes	Miller	Norris	Keyes
04/09	Arizona State	Osich	Berberet	Hayes	Smith	Bell	Dunn	Barnes	Miller	Norris	Keyes
04/10	Arizona State	Wetzler	Berberet	Hayes	Smith	Bell	Dunn	Barnes	Miller	Norris	Keyes
04/15	Stanford	Gaviglio	Berberet	Hayes	Smith	Bell	Dunn	Barnes	Miller	Norris	Keyes
04/16	Stanford	Osich	Berberet	Hayes	Smith	Bell	Dunn	Barnes	Miller	Norris	Keyes
04/17	Stanford	Schultz	Berberet	Hayes	Smith	Bell	Dunn	Barnes	Miller	Norris	Keyes
04/21	Washington State	Nygren	Berberet	Norris	Smith	Keyes	Dunn	Nash	Stamps	Barnes	Acosta
04/22	Washington State	Gaviglio	Berberet	Jones	Smith	Keyes	Dunn	Barnes	Miller	Norris	Hayes
04/23	Washington State	Osich	Berberet	Norris	Smith	Keyes	Dunn	Barnes	Stamps	Miller	Hayes
04/26	Portland	Nygren	Berberet	Norris	Smith	Keyes	Dunn	Miller	Stamps	Barnes	Hayes
04/29	UCLA	Gaviglio	Berberet	Norris	Smith	Bell	Dunn	Barnes	Nash	Norris	Keyes
04/30	UCLA	Osich	Berberet	Norris	Smith	Keyes	Dunn	Barnes	Nash	Miller	Hayes
05/01	UCLA	Wetzler	Berberet	Norris	Smith	Keyes	Dunn	Barnes	Stamps	Miller	Hayes
05/03	Oregon	Nygren	Berberet	Norris	Smith	Keyes	Dunn	Nash	Stamps	Barnes	Acosta
05/07	California	Gaviglio	Berberet	Hayes	Smith	Bell	Dunn	Barnes	Miller	Norris	Keyes
05/07	California	Osich	Gorton	Berberet	Smith	Bell	Dunn	Nash	Stamps	Barnes	Keyes
05/08	California	Wetzler	Berberet	Hayes	Rodriguez	Bell	Dunn	Gordon	Stamps	Norris	Keyes
05/10	Portland	Nygren	Berberet	Hayes	Keyes	Bell	Dunn	Gordon	Stamps	Norris	Susac
05/13	Washington	Osich	Berberet	Norris	Smith	Bell	Dunn	Barnes	Stamps	Miller	Keyes
05/14	Washington	Gaviglio	Susac	Hayes	Rodriguez	Bell	Dunn	Barnes	Miller	Norris	Keyes
05/14	Washington	Wetzler	Berberet	Hayes	Keyes	Bell	Dunn	Barnes	Stamps	Norris	Susac
05/20	USC	Gaviglio	Susac	Hayes	Rodriguez	Bell	Dunn	Barnes	Stamps	Norris	Keyes
05/21	USC	Wetzler	Berberet	Jones	Keyes	Bell	Dunn	Gordon	Stamps	Norris	Susac
05/22	USC	Osich	Susac	Norris	Smith	Bell	Dunn	Miller	Stamps	Barnes	Keyes
05/27	Oregon	Gaviglio	Susac	Berberet	Smith	Bell	Dunn	Nash	Stamps	Barnes	Keyes
05/28	Oregon	Osich	Susac	Berberet	Rodriguez	Bell	Dunn	Nash	Stamps	Barnes	Keyes
05/29	Oregon	Nygren	Susac	Norris	Rodriguez	Bell	Dunn	Miller	Stamps	Barnes	Keyes
06/03	UALR	Nygren	Susac	Norris	Rodriguez	Bell	Dunn	Gordon	Stamps	Barnes	Keyes
06/04	Creighton	Gaviglio	Susac	Berberet	Rodriguez	Bell	Dunn	Nash	Stamps	Barnes	Keyes
06/05	Georgia	Osich	Susac	Berberet	Rodriguez	Bell	Dunn	Nash	Stamps	Barnes	Keyes
06/10	Vanderbilt	Gaviglio	Susac	Hayes	Rodriguez	Bell	Dunn	Barnes	Stamps	Norris	Keyes
06/11	Vanderbilt	Wetzler	Susac	Berberet	Rodriguez	Bell	Dunn	Nash	Stamps	Barnes	Keyes

Team Superlatives

Offense

Most At Bats	39-3x, last vs. Arizona (4/2)
Most Runs Scored	16, vs. Hartford (3/5)
Most Hits	15, vs. Hartford (3/5)
Most RBI	16, vs. Hartford (3/5)
Most Doubles	8, vs. Hartford (3/5)
Most Triples	1-12x, last vs. Georgia (6/5)
Most Home Runs	4, vs. Washington (5/14)
Most Walks	12, vs. UT-San Antonio (2/28)
Most Strikeouts	16, vs. Long Beach State (3/19)
Most Stolen Bases	8, vs. Hartford (3/6)
Most Hit By Pitch	6, vs. Hartford (3/6)
Most Runners LOB	15-2x, last vs. Texas A&M-CC (2/26)

Fielding

Most Putouts	33, vs. Gonzaga (2/19)
Most Assists	18, vs. Long Beach State (3/19)
Most Errors	5, vs. Arizona (4/1)
Most DPs Turned	3, vs. Washington State (4/21)

Pitching

Most Innings Pitched	11.0, vs. Gonzaga (2/19)
Most Runs Allowed	18, vs. Arizona (4/1)
Most Earned Runs Allowed	7-3x, last vs. UCLA (5/1)
Most Walks Allowed	7-4x, last vs. UCLA (4/29)
Most Strikeouts	15, vs. Hartford (3/6)
Most Hits Allowed	18, vs. Arizona (4/1)

Miscellaneous

Longest Winning Streak	12 (2/27-3/19)
Longest Losing Streak	5 (5/21-5/29)
Longest Game, Innings	11-2x, last vs. Long Beach State (3/19)
Longest Game, Time (9 Innings)	3:36, vs. Long Beach State (3/19)
Longest Game, Time (Extra Innings)	3:45, vs. Gonzaga (2/20)
Fastest Game, Time	2:02, vs. New Mexico State (3/11)
Largest Home Attendance	3,103, vs. Creighton (6/5)
Largest Road Attendance	3,629, vs. Oregon (5/28)
Largest Neutral Attendance	3,023, vs. Texas A&M-CC (2/26)

Individual Superlatives

Offense

Most At Bats	6-3x, last-Parker Berberet vs. Hartford (3/5)
Most Runs Scored	3, seven times
Most Hits	4-2x, last-Ryan Barnes vs. Washington (5/13)
Most RBI	4-4x, last-Ryan Dunn vs. Portland (5/10)
Most Doubles	2, eight times
Most Triples	1, 12 times
Most Home Runs	1, 31 times
Most Walks	4, Parker Berberet vs. UT-San Antonio (2/28)
Most Strikeouts	3, eight times
Most Stolen Bases	2, seven times

Fielding

Most Putouts	17, Parker Berberet vs. Hartford (3/6)
Most Assists	8, Carter Bell vs. Long Beach State (3/19)
Most Errors	2, six times

Pitching

Most Innings Pitched	9.0-6x, last-Sam Gaviglio vs. Creighton (6/4)
Most Runs Allowed	10, Sam Gaviglio vs. Arizona (4/1)
Most Earned Runs Allowed	10, Sam Gaviglio vs. Vanderbilt (6/10)
Most Walks Allowed	7, Sam Gaviglio vs. UCLA (4/29)
Most Strikeouts	14, Sam Gaviglio vs. LBSU (3/18)
Most Hits Allowed	10, Sam Gaviglio vs. Washington (5/14)

The Last Time

Offense

Hit two home runs	5/28/10, Adalberto Santos vs. Arizona
Hit three home runs	3/11/01, Andy Jarvis vs. Washington State
Hit grand slam	4/28/09, John Wallace vs. Oregon
Hit inside-the-park home run	4/3/10, Michael Miller vs. USC
Leadoff home run	5/18/10, Adalberto Santos vs. Seattle
Walkoff home run	4/7/07, Jordan Lennerton vs. USC
Pinch-hit home run	5/22/10, Andy Quiring vs. Arizona State
Home run in 3 straight games	4/20-22/07, Mitch Canham vs. UNLV
Home run in 2 straight games	6/3-6/4/11, Garrett Nash vs. UALR/Creighton
Back-to-back home runs	5/14/11 Andrew Susac, Ryan Dunn vs. Washington
Back-to-back-to-back home runs	4/11/00 Brian Barden, Curtis Davis, Joe Gerber vs. Portland
Two triples in a game	4/6/10, Adalberto Santos vs. Portland
Three doubles in a game	6/3/06, Cole Gillespie vs. Kansas
Hit for the cycle	5/10/11, Ryan Dunn vs. Portland
Five hits in a game	5/31/09, Koa Kahalehoe vs. Texas A&M
Four hits in a game	5/13/11, Ryan Barnes vs. Washington
Drove in nine runs	3/2/85, Ken Bowen vs. Chico State
Drove in eight runs	3/31/04, Shea McFeely vs. Portland
Drove in seven runs	2/26/09, Rob Folsom vs. Northern Illinois
Drove in six runs	3/10/08, Drew George vs. San Diego State
Drove in five runs	5/23/08, Logan Boyd vs. Pacific
Scored six runs	3/2/85, Ken Bowen vs. Chico State
Scored five runs	3/5/00, Brian Barden vs. Washington
Scored four runs	2/26/09, Stefen Romero vs. Northern Illinois

Pitching

Threw a no-hitter	4/30/11, Josh Osich vs. UCLA
Threw a one-hitter	3/18/11, Sam Gaviglio vs. Long Beach State
Threw a shutout	4/30/11, Josh Osich vs. UCLA
Threw a complete game	6/4/11, Sam Gaviglio vs. Creighton
Threw back-to-back complete games	5/19-20/06 Dallas Buck, Jonah Nickerson vs. Washington State
Had 14 strikeouts	3/18/11, Sam Gaviglio vs. Long Beach State
Had 13 strikeouts	4/30/11, Josh Osich vs. UCLA
Had 12 strikeouts	3/20/10, Tanner Robles vs. Maine
Had 11 strikeouts	6/4/11, Sam Gaviglio vs. Creighton
Had 10 strikeouts	2/25/11, Sam Gaviglio vs. UConn

Team

Won 10 straight games	2011 (11)
Won 15 straight games	1986 (16)
Extra-Innings victory	2/28/11, OSU 10, UT-San Antonio 7 (10)
Extra-Innings loss	3/19/11, Long Beach State 2, OSU 1 (11)
Was shut out	4/23/11, Washington State 2, OSU 0
Was no-hit	3/27/94, Lewis & Clark State 1, OSU 0

2011 Oregon State Baseball Season In Review

2011 Home Statistics

Overall: 23-7 • Pac-10: 8-4

Offense

Player	AVG	GP	GS	AB	R	H	2B	3B	HR	RBI	TB	SLG%	BB	HBP	SO	GDP	OB%	SF	SH	SB	ATT	PO	A	E	FLD%
4 Stamps, Brian	.338	29	18	68	20	23	10	0	2	16	39	.574	8	4	17	0	.438	0	4	7	10	41	0	1	.976
10 Susac, Andrew	.338	20	20	68	17	23	5	1	2	17	36	.529	15	6	11	1	.494	0	0	0	0	97	17	2	.983
2 Bell, Carter	.333	25	23	81	16	27	6	0	1	10	36	.444	4	2	12	2	.379	0	3	4	4	13	51	3	.955
38 Dunn, Ryan	.329	26	22	79	14	26	6	1	2	18	40	.506	9	3	10	2	.404	3	3	0	2	34	80	4	.966
18 Acosta, Luke	.316	9	4	19	3	6	3	0	0	6	9	.474	0	0	2	3	.316	0	1	0	0	0	0	0	.000
3 Keyes, Kevin	.308	29	25	91	16	28	4	0	0	14	32	.352	9	2	15	0	.371	3	1	1	1	13	36	2	.961
13 Rodriguez, Jake	.302	17	15	43	5	13	2	1	0	2	17	.395	3	3	5	0	.380	1	1	3	4	18	30	0	1.000
12 Nash, Garrett	.296	21	14	54	19	16	4	0	3	12	29	.537	4	3	16	0	.371	1	0	5	5	16	0	1	.941
8 Berberet, Parker	.295	25	24	88	15	26	9	1	2	22	43	.489	7	2	20	1	.357	1	2	1	2	239	21	1	.996
6 Miller, Michael	.292	27	12	48	13	14	0	0	1	4	17	.354	3	2	12	0	.352	1	2	1	1	26	0	0	1.000
1 Smith, Tyler	.288	28	16	52	13	15	2	0	0	7	17	.327	12	1	10	2	.424	1	1	3	3	22	52	4	.949
9 Hayes, Danny	.261	26	20	69	14	18	3	0	1	13	24	.348	15	1	16	0	.395	1	4	0	0	75	3	1	.987
17 Norris, Jared	.254	27	20	71	11	18	4	1	2	16	30	.423	11	0	15	3	.349	1	3	1	2	115	6	5	.960
33 Barnes, Ryan	.231	24	22	78	7	18	5	1	0	14	25	.321	11	5	7	3	.362	0	4	6	6	28	0	1	.966
40 Gordon, Max	.214	15	9	28	11	6	1	0	0	2	7	.250	5	2	4	0	.351	2	4	2	2	15	0	0	1.000
35 Jones, Dylan	.200	6	3	10	0	2	0	0	0	4	2	.200	3	0	1	1	.357	1	0	0	0	33	1	1	.971
16 Gorton, Ryan	.000	2	1	3	0	0	0	0	0	0	0	.000	0	0	1	2	.000	0	0	0	0	4	2	1	.857
14 Poyer, Jordan	.000	3	2	3	1	0	0	0	0	0	0	.000	2	0	0	0	.400	0	0	1	1	1	0	0	1.000
31 Boyd, Matt	.000	1	0	0	1	0	0	0	0	0	0	.000	1	0	0	0	1.000	0	0	0	0	3	8	0	1.000
Totals	.293	30	30	953	196	279	64	6	16	177	403	.423	122	36	174	20	.388	16	33	35	43	804	356	28	.976
Opponents	.235	30	30	974	101	229	46	1	11	96	310	.318	69	21	232	25	.298	6	30	7	14	742	298	24	.977

LOB - Team (222), Opp (195). DPs turned - Team (28), Opp (22). IBB - Team (1), Berberet, P. 1, Opp (5). Picked off - Stamps, B. 2, Poyer, J. 1, Susac, A. 1, Bell, C. 1.

Pitching

Player	ERA	W	L	APP	GS	CG	SHO	CBO	SV	IP	H	R	ER	BB	SO	2B	3B	HR	AB	B/Avg	WP	HBP	BK	SFA	SHA
26 Starr, Taylor	0.00	0	0	1	0	0	0	0	0	0.0	0	0	0	0	0	0	0	0	0	.000	0	0	0	0	0
31 Boyd, Matt	0.37	0	0	16	0	0	0	2	3	24.1	17	2	1	3	24	3	0	0	81	.210	1	1	0	0	5
36 Bryant, Tony	0.75	2	0	14	0	0	0	1	6	24.0	14	2	2	6	18	7	0	0	83	.169	1	2	0	1	0
32 Gaviglio, Sam	1.82	7	0	8	8	2	0	2	0	59.1	41	14	12	11	63	6	1	2	206	.199	2	3	2	3	8
24 Schultz, Scott	2.73	2	0	11	2	0	0	0	0	29.2	21	11	9	7	20	6	0	1	103	.204	1	5	0	0	7
38 Dunn, Ryan	3.38	0	1	2	0	0	0	0	0	2.2	2	1	1	0	4	0	0	0	10	.200	0	0	0	0	1
22 Osich, Josh	3.96	3	3	8	8	0	0	0	0	36.1	37	17	16	17	33	6	0	3	139	.266	8	2	0	0	4
15 Nygren, James	3.97	4	2	9	7	1	0	0	0	47.2	48	24	21	11	32	6	0	2	173	.277	2	5	0	2	4
28 Wetzler, Ben	4.50	4	1	7	5	0	0	0	0	26.0	25	15	13	5	25	5	0	2	102	.245	3	2	0	0	0
20 Baylis, Cole	5.06	0	0	5	0	0	0	0	0	5.1	8	4	3	3	4	1	0	0	25	.320	0	0	0	0	0
16 Gorton, Ryan	5.14	0	0	3	0	0	0	0	0	7.0	9	4	4	1	6	5	0	0	28	.321	0	0	0	0	1
23 Duke, Adam	5.40	1	0	3	0	0	0	0	0	3.1	1	2	2	4	2	0	0	1	11	.091	0	0	0	0	0
41 Child, Dan	13.50	0	0	2	0	0	0	0	0	2.0	5	4	3	1	1	1	0	0	11	.455	0	1	0	0	0
11 Booser, Cam	27.00	0	0	1	0	0	0	0	0	0.1	1	1	1	0	0	0	0	0	2	.500	0	0	0	0	0
Totals	2.92	23	7	30	30	3	2	2	9	268.0	229	101	87	69	232	46	1	11	974	.235	18	21	2	6	30
Opponents	6.33	7	23	30	30	1	1	1	3	247.1	279	196	174	122	174	64	6	16	953	.293	18	36	6	16	33

PB - Team (4), Susac, A. 3, Berberet, P. 1, Opp (10). Pickoffs - Team (3), Susac, A. 2, Boyd, M. 1, Opp (5). SBA/ATT - Berberet, P. (3-8), Nygren, J. (2-7), Susac, A. (3-5), Wetzler, B. (1-2), Gaviglio, S. (1-2), Osich, J. (1-1), Gorton, R. (1-1), Baylis, C. (1-1), Duke, A. (1-1).

Oregon State Home Statistics

Since 1999

Year	W-L	PCT	AVG	AB	R	H	2B	3B	HR	RBI	TB	SLG	BB	SB	ERA	SV	SO	IP	CG	SHO
1999	6-9	.400	.299	535	115	160	33	4	21	105	264	.493	74	2	7.73	2	104	135.0	1	0
2000	13-10	.565	.313	772	181	242	45	5	26	169	375	.486	128	18	5.66	1	151	205.0	6	0
2001	18-7	.720	.321	869	182	279	51	5	28	168	424	.488	81	21	3.60	2	153	225.0	9	3
2002	18-9	.667	.297	893	186	265	50	13	30	168	431	.483	99	19	4.88	9	142	240.0	1	2
2003	9-12	.428	.299	732	130	219	42	9	22	118	345	.471	87	19	5.54	4	118	190.0	2	1
2004	9-11	.450	.288	674	139	194	30	5	23	122	303	.450	97	11	5.87	2	124	178.0	2	1
2005	26-5	.838	.317	1037	229	329	52	5	24	209	463	.446	153	54	3.32	11	244	279.1	3	0
2006	27-4	.870	.312	1045	244	326	56	11	17	221	455	.435	165	44	2.53	11	241	281.0	2	5
2007	17-7	.708	.243	758	129	184	40	5	17	115	285	.376	103	28	2.81	7	179	218.0	0	3
2008	14-7	.667	.285	699	127	199	45	3	12	116	286	.409	117	21	3.74	8	184	195.0	1	1
2009	17-5	.772	.279	714	153	199	37	5	12	140	282	.395	107	21	2.87	4	177	201.0	1	2
2010	21-11	.656	.272	1066	197	290	70	6	29	181	459	.431	147	28	3.65	6	250	298.2	2	2
2011	23-7	.740	.293	953	198	279	64	6	16	197	403	.423	122	35	2.92	9	232	268.0	3	2

2011 Oregon State Baseball Season In Review

2011 Road Statistics

Overall: 12-11 • Pac-10: 8-6

Offense

Player	AVG	GP	GS	AB	R	H	2B	3B	HR	RBI	TB	SLG%	BB	HBP	SO	GDP	OB%	SF	SH	SB	ATT	PO	A	E	FLD%
18 Acosta, Luke	.429	5	1	7	2	3	0	0	0	0	3	.429	1	1	2	0	.556	0	0	0	0	0	0	0	.000
13 Rodriguez, Jake	.364	11	8	22	1	8	0	0	1	5	11	.500	1	1	1	0	.417	0	0	0	0	11	16	1	.964
17 Norris, Jared	.344	23	17	61	8	21	6	0	0	7	27	.443	13	2	14	1	.468	1	0	2	2	86	3	0	1.000
14 Poyer, Jordan	.333	2	1	3	0	1	0	0	0	0	1	.333	0	0	1	0	.333	0	0	0	0	2	0	1	.667
9 Hayes, Danny	.279	20	17	61	14	17	6	0	2	14	29	.475	14	1	16	0	.421	0	0	2	2	72	8	1	.988
3 Keyes, Kavin	.278	22	21	79	10	22	4	0	1	13	29	.367	6	0	17	0	.326	1	1	1	3	13	20	4	.892
2 Bell, Carter	.271	20	19	70	8	19	5	1	1	8	29	.414	7	2	13	2	.354	0	0	0	0	9	41	6	.893
4 Stamps, Brian	.245	23	13	53	3	13	1	1	0	4	16	.302	3	2	19	1	.310	0	3	0	0	47	1	0	1.000
6 Miller, Michael	.222	20	14	54	8	12	2	0	0	2	14	.259	2	2	15	0	.276	0	1	0	0	24	0	1	.960
33 Barnes, Ryan	.219	23	19	73	14	16	2	0	1	9	21	.288	10	1	8	5	.318	1	4	2	4	31	2	2	.943
38 Dunn, Ryan	.218	22	21	78	12	17	2	0	2	7	25	.321	3	3	18	0	.274	0	5	0	0	21	55	10	.884
1 Smith, Tyler	.216	20	11	37	3	8	2	0	0	1	10	.270	9	0	10	0	.370	0	1	1	1	25	34	1	.983
8 Berberet, Parker	.200	18	17	60	4	12	3	1	1	11	20	.333	9	1	15	1	.306	2	1	0	1	133	16	2	.987
10 Susac, Andrew	.196	14	14	56	8	11	1	3	2	10	24	.429	5	0	22	1	.258	1	0	0	0	75	7	1	.988
12 Nash, Garrett	.132	20	9	38	5	5	1	0	0	0	6	.158	3	1	15	0	.214	0	0	3	4	17	0	0	1.000
40 Gordon, Max	.000	9	2	12	0	0	0	0	0	0	0	.000	1	0	5	0	.077	0	0	0	0	3	0	0	1.000
35 Jones, Dylan	.000	4	2	9	1	0	0	0	0	1	0	.000	0	0	2	0	.000	1	0	0	0	19	0	0	1.000
16 Gorton, Ryan	.000	2	0	2	0	0	0	0	0	0	0	.000	0	0	0	0	.000	0	0	0	0	0	0	0	.000
31 Boyd, Matt	.000	1	0	1	0	0	0	0	0	0	0	.000	0	0	1	0	.000	0	0	0	0	0	1	0	1.000
22 Osich, Josh	.000	1	1	0	0	0	0	0	0	0	0	.000	0	0	0	0	.000	0	0	0	0	1	6	0	1.000
Totals	.238	23	23	776	101	185	35	6	11	92	265	.341	87	17	194	11	.326	7	16	11	17	599	245	30	.966
Opponents	.255	23	23	750	102	191	32	3	9	93	256	.341	81	15	155	12	.338	3	25	5	15	627	215	25	.971

LOB - Team (175), Opp (174). DPs turned - Team (16), Opp (14). CI - Team (1), Susac, A. 1. IBB - Team (3), Norris, J. 1, Berberet, P. 1, Bell, C. 1, Opp (10). Picked off - Stamps, B. 2, Keyes, K. 1, Norris, J. 1, Smith, T. 1.

Pitching

Player	ERA	W	L	APP	GS	CG	SHO	CBO	SV	IP	H	R	ER	BB	SO	2B	3B	HR	AB	B/Avg	WP	HBP	BK	SFA	SHA
20 Baylis, Cole	0.00	0	0	7	0	0	0	0	0	4.2	3	0	0	3	5	0	0	0	17	.176	0	1	0	0	0
35 Jones, Dylan	0.00	0	0	3	0	0	0	0	0	3.1	1	0	0	4	3	0	0	0	11	.091	0	0	0	0	0
38 Dunn, Ryan	0.00	0	0	1	0	0	0	0	0	0.1	1	0	0	1	0	0	0	2	.500	0	0	0	0	0	0
15 Nygren, James	2.37	3	1	5	3	0	0	0	0	19.0	15	6	5	1	17	4	0	0	68	.221	0	2	1	0	5
22 Osich, Josh	2.62	3	1	6	6	1	1	0	0	34.1	17	11	10	14	35	6	0	0	114	.149	2	0	0	0	4
36 Bryant, Tony	2.65	0	2	11	0	0	0	1	5	17.0	20	5	5	5	19	2	0	0	67	.299	2	0	0	0	4
31 Boyd, Matt	3.38	0	0	9	0	0	0	0	1	16.0	23	8	6	5	11	3	0	2	69	.333	0	2	0	0	0
23 Duke, Adam	3.86	0	0	3	0	0	0	0	0	2.1	2	1	1	1	1	0	0	8	.250	0	1	0	0	0	0
28 Wetzler, Ben	4.19	2	1	8	5	0	0	0	1	34.1	37	18	16	10	16	6	2	3	136	.272	2	2	0	0	2
32 Gaviglio, Sam	4.34	4	3	7	7	1	1	1	0	45.2	42	32	22	21	38	5	1	2	172	.244	0	4	0	2	4
41 Child, Dan	4.50	0	1	1	0	0	0	0	0	2.0	1	1	1	1	1	0	0	7	.143	0	1	0	0	0	0
24 Schultz, Scott	6.23	0	1	7	1	0	0	0	1	13.0	15	9	9	6	3	5	0	0	45	.333	0	1	0	0	6
11 Booser, Cam	7.71	0	1	4	1	0	0	0	0	7.0	8	6	6	6	5	0	0	2	26	.308	0	1	1	1	0
16 Gorton, Ryan	67.50	0	0	3	0	0	0	0	0	0.2	6	5	5	3	1	1	0	0	8	.750	0	0	0	0	0
Totals	3.56	12	11	23	23	2	3	1	8	199.2	191	102	79	81	155	32	3	9	750	.255	6	15	2	3	25
Opponents	3.83	11	12	23	23	2	2	1	4	209.0	185	101	89	87	194	35	6	11	776	.238	13	17	2	7	16

PB - Team (6), Berberet, P. 3, Susac, A. 3, Opp (4). Pickoffs - Team (1), Berberet, P. 1, Opp (5). SBA/ATT - Berberet, P. (3-9), Susac, A. (2-4), Wetzler, B. (1-4), Schultz, S. (1-3), Gaviglio, S. (0-2), Baylis, C. (1-2), Osich, J. (0-1), Booser, C. (1-1), Duke, A. (0-1), Nygren, J. (1-1).

Oregon State Road Statistics

Since 1999

Year	W-L	PCT	AVG	AB	R	H	2B	3B	HR	RBI	TB	SLG	BB	SB	ERA	SV	SO	IP	CG	SHO
1999	7-19	.269	.296	908	154	269	61	1	15	141	377	.415	123	17	7.84	2	152	214.2	4	0
2000	9-12	.428	.296	753	148	223	40	6	24	134	347	.461	83	12	6.55	1	126	177.1	5	0
2001	7-14	.333	.287	767	144	220	40	5	7	128	291	.379	82	20	8.17	2	107	176.1	6	1
2002	7-14	.333	.291	774	141	225	45	6	20	131	342	.442	99	20	7.19	3	72	182.2	1	0
2003	9-10	.473	.316	683	144	216	51	3	15	129	318	.466	88	14	7.13	4	87	160.1	1	1
2004	14-9	.608	.288	834	163	240	29	4	19	137	334	.400	119	25	4.07	5	148	201.0	0	1
2005	15-4	.789	.316	692	138	219	36	5	13	132	304	.439	96	21	3.31	8	146	168.2	1	1
2006	13-8	.619	.292	758	132	221	39	12	11	116	317	.418	83	17	4.77	5	122	181.0	2	0
2007	21-8	.724	.307	1042	238	320	56	6	19	211	448	.430	167	30	4.37	7	202	257.2	0	2
2008	9-14	.391	.302	862	181	260	49	10	19	165	386	.389	110	16	6.74	3	144	193.2	0	1
2009	8-10	.444	.252	606	97	153	23	5	7	83	207	.342	86	20	4.79	3	127	154.0	1	1
2010	7-11	.388	.254	602	78	153	34	0	12	73	223	.370	63	9	5.21	4	116	153.2	0	1
2011	12-11	.521	.238	776	101	185	35	6	11	92	265	.341	87	11	3.56	8	155	199.2	2	3

2011 Oregon State Baseball Season In Review

2011 Neutral Statistics

Overall: 6-1 • Neutral: 6-1 • Pac-10: 1-0

Offense

Player	AVG	GP	GS	AB	R	H	2B	3B	HR	RBI	TB	SLG%	BB	HBP	SO	GDP	OB%	SF	SH	SB	ATT	PO	A	E	FLD%
33 Barnes, Ryan	.500	4	3	14	5	7	2	1	0	2	11	.786	0	0	3	0	.500	0	1	0	0	3	0	0	1.000
10 Susac, Andrew	.471	6	5	17	6	8	3	0	1	5	14	.824	8	0	3	1	.615	1	1	0	1	45	3	0	1.000
3 Keyes, Kavin	.417	4	4	12	2	5	2	0	0	3	7	.583	2	0	4	0	.467	1	1	1	1	9	7	3	.842
9 Hayes, Danny	.400	5	2	10	2	4	1	0	1	5	8	.800	2	0	3	0	.500	0	0	0	0	0	0	0	.000
38 Dunn, Ryan	.364	5	3	11	4	4	0	0	0	1	4	.364	3	1	1	0	.533	0	0	1	1	5	6	1	.917
14 Poyer, Jordan	.333	2	2	6	0	2	1	0	0	0	3	.500	0	0	2	0	.333	0	0	0	0	2	0	0	1.000
13 Rodriguez, Jake	.300	5	3	10	3	3	3	0	0	0	6	.600	1	0	2	0	.364	0	1	0	0	4	7	0	1.000
8 Berberet, Parker	.278	6	6	18	6	5	0	0	2	6	11	.611	6	1	3	0	.462	1	1	1	1	42	6	1	.980
2 Bell, Carter	.261	7	6	23	0	6	1	0	0	5	7	.304	4	0	6	1	.370	0	2	0	1	5	17	1	.957
18 Acosta, Luke	.200	5	3	10	0	2	1	0	0	2	3	.300	3	1	1	0	.429	0	0	0	0	0	0	0	.000
6 Miller, Michael	.200	6	1	5	1	1	1	0	0	0	2	.400	1	0	0	0	.333	0	0	1	1	2	0	0	1.000
4 Stamps, Brian	.176	7	7	34	6	6	0	1	0	3	8	.235	1	0	10	0	.200	0	0	0	0	10	2	0	1.000
17 Norris, Jared	.176	7	5	17	0	3	0	0	0	1	3	.176	5	1	6	0	.391	0	1	0	0	35	5	0	1.000
1 Smith, Tyler	.083	7	7	24	2	2	0	0	0	3	2	.083	6	1	3	1	.290	0	1	0	0	9	23	0	1.000
12 Nash, Garrett	.071	7	5	14	3	1	0	0	0	2	1	.071	5	2	4	0	.364	1	2	0	2	9	0	0	1.000
40 Gordon, Max	.000	6	1	6	0	0	0	0	0	0	0	.000	2	2	4	0	.400	0	0	1	1	6	0	1	.857
Totals	.255	7	7	231	40	59	15	2	4	38	90	.390	49	9	55	3	.399	4	11	5	9	195	84	8	.972
Opponents	.245	7	7	241	29	59	16	1	2	26	83	.344	17	4	56	5	.304	1	5	5	7	194	83	6	.979

LOB - Team (70), Opp (44). DPs turned - Team (6), Opp (3). IBB - Team (3), Susac, A. 1, Gordon, M. 1, Acosta, L. 1, Opp (1). Picked off - Nash, G. 1.

Pitching

Player	ERA	W	L	APP	GS	CG	SHO	CBO	SV	IP	H	R	ER	BB	SO	2B	3B	HR	AB	B/Avg	WP	HBP	BK	SFA	SHA
32 Gaviglio, Sam	0.00	1	0	2	2	1	1	0	0	15.2	8	2	0	1	15	0	0	0	56	.143	0	1	0	0	0
20 Baylis, Cole	0.00	1	0	2	0	0	0	0	0	2.0	0	0	0	1	3	0	0	0	7	.000	0	0	1	0	0
16 Gorton, Ryan	0.00	0	0	2	0	0	0	0	0	1.1	1	0	0	1	2	0	0	0	4	.250	0	0	0	0	1
38 Dunn, Ryan	0.00	0	0	1	0	0	0	0	1	0.1	0	0	0	0	0	0	0	0	1	.000	0	0	0	0	0
36 Bryant, Tony	1.42	1	0	3	0	0	0	0	1	6.1	5	2	1	0	3	1	0	0	24	.208	0	0	0	0	0
31 Boyd, Matt	1.59	0	0	5	0	0	0	0	0	5.2	2	2	1	3	0	0	0	0	16	.125	1	0	0	0	0
15 Nygren, James	2.70	1	0	3	0	0	0	0	0	6.2	8	2	2	3	7	2	1	0	25	.320	0	0	0	0	0
24 Schultz, Scott	2.79	2	0	3	0	0	0	0	0	9.2	10	4	3	1	5	1	0	1	36	.278	1	2	0	0	2
11 Booser, Cam	3.00	0	0	1	1	0	0	0	0	3.0	4	2	1	1	1	1	0	0	11	.364	0	0	1	0	0
28 Wetzler, Ben	7.36	0	1	2	2	0	0	0	0	7.1	12	8	6	3	9	6	0	0	31	.387	2	1	0	1	1
22 Osich, Josh	7.50	0	0	2	2	0	0	0	0	6.0	8	6	5	3	11	5	0	1	27	.296	0	0	0	0	0
41 Child, Dan	9.00	0	0	1	0	0	0	0	0	1.0	1	1	1	0	0	0	0	0	3	.333	0	0	0	0	1
Totals	2.77	6	1	7	7	1	1	0	2	65.0	59	29	20	17	56	16	1	2	241	.245	4	4	2	1	5
Opponents	5.15	1	6	7	7	0	0	0	1	64.2	59	40	37	49	55	15	2	4	231	.255	8	9	2	4	11

PB - Team (3), Susac, A. 3. Pickoffs - Team (4), Susac, A. 1, Wetzler, B. 1, Boyd, M. 1, Booser, C. 1, Opp (1). SBA/ATT - Susac, A. (4-5), Berberet, P. (1-2), Nygren, J. (0-1), Booser, C. (1-1), Osich, J. (1-1), Boyd, M. (1-1), Wetzler, B. (0-1), Schultz, S. (1-1), Bryant, T. (1-1)

Oregon State Neutral Statistics

Since 1999

Year	W-L	PCT	AVG	AB	R	H	2B	3B	HR	RBI	TB	SLG	BB	SB	ERA	SV	SO	IP	CG	SHO
1999	6-7	.461	.276	460	84	127	24	0	4	74	163	.354	68	4	6.09	3	87	115.1	1	1
2000	6-5	.545	.331	366	91	121	26	2	8	80	175	.478	53	9	5.68	1	57	90.1	2	1
2001	6-3	.667	.367	324	74	119	16	5	18	70	199	.614	30	3	7.09	2	42	78.2	2	0
2002	6-0	1.000	.364	225	55	82	14	8	4	49	124	.551	24	9	3.44	2	38	55.0	0	0
2003	7-6	.538	.298	470	108	140	30	6	8	83	206	.438	70	16	6.57	5	80	115.0	0	2
2004	8-2	.800	.314	341	72	107	23	6	6	66	160	.469	54	18	3.61	6	72	87.1	0	0
2005	5-3	.625	.312	276	55	86	21	1	2	52	115	.417	38	10	1.43	2	73	69.0	0	2
2006	10-4	.714	.297	461	87	137	30	8	8	75	207	.449	67	18	3.43	5	98	123.1	0	3
2007	11-3	.785	.312	497	89	155	29	3	10	78	220	.443	58	18	2.81	6	96	125.0	0	1
2008	5-3	.625	.281	267	44	75	9	2	6	39	106	.397	30	9	5.62	4	69	72.0	0	0
2009	12-4	.750	.305	550	132	168	28	5	4	121	218	.396	111	12	4.49	6	127	144.1	1	0
2010	4-2	.667	.278	205	38	57	11	2	3	33	81	.395	23	7	4.25	2	42	53.0	0	1
2011	6-1	.857	.255	231	40	59	15	2	4	38	90	.390	49	5	2.77	2	56	65.0	1	1

2011 Oregon State Baseball Season In Review

2011 February Statistics

Overall: 5-3 • Home: 0-0 • Road: 1-3 • Neutral: 4-0 • Pac-10: 0-0

Offense

Player	AVG	GP	GS	AB	R	H	2B	3B	HR	RBI	TB	SLG%	BB	HBP	SO	GDP	OB%	SF	SH	SB	ATT	PO	A	E	FLD%
38 Dunn, Ryan	.400	5	2	10	5	4	0	0	0	1	4	.400	3	0	2	0	.538	0	0	0	0	6	4	1	.909
33 Barnes, Ryan	.385	5	3	13	2	5	0	0	0	0	5	.385	1	0	3	0	.429	0	1	0	0	2	0	0	1.000
10 Susac, Andrew	.381	7	6	21	6	8	3	0	1	6	14	.667	8	0	5	1	.516	2	1	0	1	54	4	0	1.000
9 Hayes, Danny	.308	6	3	13	2	4	1	0	1	5	8	.615	2	0	5	0	.400	0	0	0	0	0	0	0	.000
8 Berberet, Parker	.304	7	7	23	7	7	1	0	2	8	14	.609	7	1	6	0	.469	1	0	1	1	48	8	1	.982
18 Acosta, Luke	.286	6	4	14	2	4	1	0	0	2	5	.357	4	1	2	0	.474	0	0	0	0	0	0	0	.000
3 Keyes, Kavin	.273	5	4	11	1	3	0	0	0	0	3	.273	2	0	4	0	.385	0	1	1	1	10	10	4	.833
13 Rodriguez, Jake	.273	6	4	11	3	3	3	0	0	0	6	.545	1	0	2	0	.333	0	1	0	0	4	7	0	1.000
4 Stamps, Brian	.250	8	8	36	6	9	0	1	0	3	11	.306	2	0	10	0	.289	0	0	0	0	17	2	0	1.000
14 Poyer, Jordan	.250	3	3	8	0	2	1	0	0	0	3	.375	0	0	3	0	.250	0	0	0	0	3	0	1	.750
2 Bell, Carter	.222	8	7	27	0	6	1	0	0	5	7	.259	3	0	7	2	.300	0	2	0	1	6	16	1	.957
17 Norris, Jared	.167	8	5	18	0	3	0	0	0	1	3	.167	5	1	6	0	.375	0	1	0	0	33	2	0	1.000
1 Smith, Tyler	.077	8	8	26	2	2	0	0	0	3	2	.077	7	1	3	1	.294	0	1	0	0	11	23	0	1.000
12 Nash, Garrett	.059	8	6	17	3	1	0	0	0	2	1	.059	5	2	5	0	.320	1	2	0	2	9	0	0	1.000
40 Gordon, Max	.000	8	2	10	0	0	0	0	0	0	0	.000	2	2	5	0	.286	0	0	1	1	7	0	1	.875
6 Miller, Michael	.000	7	0	2	0	0	0	0	0	0	0	.000	1	0	0	0	.333	0	0	1	1	1	0	0	1.000
Totals	.235	8	8	260	39	61	11	1	4	36	86	.331	53	8	68	4	.375	4	10	4	8	217	85	10	.968
Opponents	.243	8	8	268	32	65	14	1	2	28	87	.325	25	6	65	6	.320	1	4	5	8	221	91	11	.966

LOB - Team (75), Opp (55). DPs turned - Team (7), Opp (4). IBB - Team (4), Acosta, L. 1, Berberet, P. 1, Gordon, M. 1, Susac, A. 1. Picked off - Nash, G. 1.

Pitching

Player	ERA	W	L	APP	GS	CG	SHO	CBO	SV	IP	H	R	ER	BB	SO	2B	3B	HR	AB	B/Avg	WP	HBP	BK	SFA	SHA
32 Gaviglio, Sam	0.00	1	0	2	2	1	1	0	0	15.2	8	2	0	1	15	0	0	0	56	.143	0	1	0	0	0
20 Baylis, Cole	0.00	1	0	3	0	0	0	0	0	3.2	0	0	0	2	6	0	0	0	12	.000	0	1	1	0	0
16 Gorton, Ryan	0.00	0	0	3	0	0	0	0	0	1.2	2	0	0	3	2	0	0	0	6	.333	0	0	0	0	1
38 Dunn, Ryan	0.00	0	0	2	0	0	0	0	1	0.2	1	0	0	1	0	0	0	0	3	.333	0	0	0	0	0
31 Boyd, Matt	1.59	0	0	5	0	0	0	0	0	5.2	3	2	1	4	3	1	0	0	17	.176	1	0	0	0	0
36 Bryant, Tony	1.93	1	0	3	0	0	0	0	0	9.1	8	3	2	0	8	1	0	0	36	.222	1	0	0	0	0
15 Nygren, James	2.70	1	0	2	0	0	0	0	0	6.2	7	2	2	1	7	1	1	0	24	.292	0	0	0	0	0
11 Booser, Cam	3.52	0	1	2	2	0	0	0	0	7.2	9	4	3	4	5	1	0	1	28	.321	0	0	2	0	0
24 Schultz, Scott	3.86	1	0	2	0	0	0	0	0	7.0	9	4	3	1	3	1	0	1	28	.321	1	2	0	0	1
41 Child, Dan	6.00	0	1	2	0	0	0	0	0	3.0	2	2	2	1	1	0	0	0	10	.200	0	1	0	0	1
22 Osich, Josh	6.75	0	0	2	2	0	0	0	0	4.0	4	5	3	4	6	3	0	0	17	.235	1	0	0	0	0
28 Wetzler, Ben	7.36	0	1	2	2	0	0	0	0	7.1	12	8	6	3	9	6	0	0	31	.387	2	1	0	1	1
Totals	2.74	5	3	8	8	1	1	0	1	72.1	65	32	22	25	65	14	1	2	268	.243	6	6	3	1	4
Opponents	3.91	3	5	8	8	0	0	0	2	73.2	61	39	32	53	68	11	1	4	260	.235	6	8	1	4	10

PB - Team (5), Susac, A. 3, Berberet, P. 2. Pickoffs - Team (4), Susac, A. 1, Booser, C. 1, Wetzler, B. 1, Boyd, M. 1, Opp (1). SBA/ATT - Susac, A. (4-5), Berberet, P. (1-3), Booser, C. (2-2), Nygren, J. (0-1), Bryant, T. (1-1), Schultz, S. (1-1), Wetzler, B. (0-1), Baylis, C. (0-1), Boyd, M. (1-1).

Oregon State In One-Run Games

Overall: 4-7

Home: 2-2

Road: 1-4

Neutral: 1-1

Date	Opponent	Score	INN	WP	LP	Game-Winner (Inning)
02/19	vs. Gonzaga	W, 4-3	11	Bryant	Phillips	Tyler Smith RBI single to right, scores Brian Stamps (11)
02/20	@ Fresno State	L, 1-2	9	Gonzalez	Booser	Danny Muno RBI single to center, scores Aaron Judge (5)
02/21	@ Fresno State	L, 4-5	9	Kendall	Child	Austin Wynns RBI single to left, scores Brennan Gowens (9)
02/26	vs. Texas A&M-CC	L, 7-8	9	Carmine	Wetzler	Sean Washington RBI single to left, scores Hayden Moore (8)
03/19	@ Long Beach State	L, 1-2	11	Underwood	Bryant	Ino Patron RBI single to center, scores Juan Avila (11)
03/22	Seattle	L, 4-5	9	Kiser	Dunn	Bryndon Ecklund two-run single to center (7)
04/09	Arizona State	W, 7-6	9	Schultz	Lambson	Brian Stamps walks with bases loaded on 3-0 pitch (9)
04/15	@ Stanford	W, 1-0	9	Gaviglio	Appel	Kavin Keyes RBI single up the middle, scores Michael Miller (1)
04/22	Washington State	W, 7-6	9	Bryant	Shewey	Danny Hayes RBI single up the middle, scores Jared Norris (9)
05/14	@ Washington	L, 6-7	9	Cimber	Bryant	Troy Scott bases-loaded walk on 3-2 pitch from Tony Bryant (9)
05/22	USC	L, 3-4	9	Odom	Osich	Ricky Oropesa drives in Kevin Roundtree on a sacrifice fly (9)

2011 Oregon State Baseball Season In Review

2011 March Statistics

Overall: 13-3 • Home: 11-2 • Road: 2-1 • Neutral: 0-0 • Pac-10: 0-0

Offense

Player	AVG	GP	GS	AB	R	H	2B	3B	HR	RBI	TB	SLG%	BB	HBP	SO	GDP	OB%	SF	SH	SB	ATT	PO	A	E	FLD%
18 Acosta, Luke	.417	6	2	12	2	5	2	0	0	6	7	.583	0	1	1	0	.462	0	1	0	0	0	0	0	.000
6 Miller, Michael	.360	14	7	25	8	9	1	0	0	4	10	.400	2	1	6	0	.414	1	2	1	1	15	0	0	1.000
10 Susac, Andrew	.352	16	16	54	18	19	4	0	3	16	32	.593	13	4	12	0	.507	0	0	0	0	81	14	2	.979
13 Rodriguez, Jake	.333	13	12	36	5	12	2	1	0	2	16	.444	2	3	3	0	.415	0	1	3	3	11	22	0	1.000
9 Hayes, Danny	.320	16	13	50	13	16	5	0	1	16	24	.480	10	0	8	0	.426	1	4	0	0	41	5	1	.979
8 Berberet, Parker	.319	12	11	47	7	15	4	1	1	14	24	.511	2	0	7	1	.347	0	1	1	2	132	8	0	1.000
2 Bell, Carter	.311	14	12	45	7	14	5	0	0	6	19	.422	4	0	5	1	.367	0	1	3	3	7	35	1	.977
3 Keyes, Kavin	.306	14	10	36	8	11	2	0	0	5	13	.361	3	1	6	0	.375	0	1	0	0	7	27	0	1.000
12 Nash, Garrett	.304	13	12	46	19	14	4	0	0	7	18	.391	6	3	14	0	.411	1	0	7	7	12	0	0	1.000
33 Barnes, Ryan	.259	12	8	27	2	7	2	0	0	7	9	.333	6	3	3	1	.444	0	1	3	3	5	0	0	1.000
17 Norris, Jared	.250	14	7	28	3	7	3	0	0	7	10	.357	3	1	5	1	.344	0	0	0	1	40	4	2	.957
14 Poyer, Jordan	.250	4	2	4	1	1	0	0	0	0	1	.250	2	0	0	0	.500	0	0	1	1	2	0	0	1.000
38 Dunn, Ryan	.200	12	8	30	5	6	0	0	0	4	6	.200	4	3	6	1	.342	1	2	0	0	9	30	1	.975
1 Smith, Tyler	.200	15	6	25	7	5	1	0	0	2	6	.240	5	1	5	1	.355	0	0	3	3	9	26	3	.921
4 Stamps, Brian	.194	15	9	36	7	7	2	0	0	7	9	.250	2	2	12	0	.275	0	2	3	4	15	0	0	1.000
40 Gordon, Max	.190	12	6	21	9	4	0	0	0	2	4	.190	4	2	4	0	.345	2	2	2	2	9	0	0	1.000
35 Jones, Dylan	.125	4	2	8	1	1	0	0	0	3	1	.125	2	0	1	1	.273	1	0	0	0	25	0	0	1.000
31 Boyd, Matt	.000	2	0	1	1	0	0	0	0	0	0	.000	1	0	1	0	.500	0	0	0	0	3	6	0	1.000
22 Osich, Josh	.000	1	1	0	0	0	0	0	0	0	0	.000	0	0	0	0	.000	0	0	0	0	2	3	0	1.000
Totals	.288	16	16	531	123	153	37	2	5	108	209	.394	71	25	99	7	.393	7	18	27	30	430	203	10	.984
Opponents	.218	16	16	510	43	111	24	0	1	41	138	.271	36	9	128	11	.281	1	17	3	7	399	148	22	.961

LOB - Team (130), Opp (100). DPs turned - Team (12), Opp (8). IBB - Team (0), Opp (3). Picked off - Stamps, B. 3, Bell, C. 1, Susac, A. 1, Poyer, J. 1.

Pitching

Player	ERA	W	L	APP	GS	CG	SHO	CBO	SV	IP	H	R	ER	BB	SO	2B	3B	HR	AB	B/Avg	WP	HBP	BK	SFA	SHA
35 Jones, Dylan	0.00	0	0	1	0	0	0	0	0	0.1	0	0	0	1	0	0	0	0	1	.000	0	0	0	0	0
32 Gaviglio, Sam	0.59	4	0	4	4	1	1	1	0	30.2	12	2	2	5	36	1	0	0	100	.120	1	0	1	1	1
31 Boyd, Matt	0.64	0	0	7	0	0	0	1	2	14.0	8	2	1	2	14	2	0	0	47	.170	0	0	0	0	3
36 Bryant, Tony	1.15	1	1	7	0	0	0	0	2	15.2	12	2	2	4	14	4	0	0	55	.218	1	2	0	0	2
22 Osich, Josh	1.89	3	0	4	4	0	0	0	0	19.0	14	4	4	6	22	4	0	0	65	.215	1	1	0	0	2
24 Schultz, Scott	2.61	0	0	4	2	0	0	0	0	10.1	9	3	3	3	2	1	0	0	36	.250	1	2	0	0	2
28 Wetzler, Ben	2.95	3	0	5	3	0	0	0	0	21.1	17	8	7	8	16	4	0	1	78	.218	3	1	0	0	1
38 Dunn, Ryan	3.38	0	1	2	0	0	0	0	0	2.2	2	1	1	0	4	0	0	0	10	.200	0	0	0	0	1
15 Nygren, James	3.93	2	1	4	3	1	0	0	0	18.1	18	10	8	2	11	1	0	0	68	.265	0	2	0	0	4
16 Gorton, Ryan	5.14	0	0	4	0	0	0	0	0	7.0	9	4	4	2	6	5	0	0	28	.321	0	0	0	0	1
41 Child, Dan	13.50	0	0	2	0	0	0	0	0	2.0	5	4	3	1	1	1	0	0	11	.455	0	1	0	0	0
20 Baylis, Cole	13.50	0	0	3	0	0	0	0	0	2.0	5	3	3	2	2	1	0	0	11	.455	0	0	0	0	0
Totals	2.39	13	3	16	16	2	2	1	4	143.1	111	43	38	36	128	24	0	1	510	.218	7	9	1	1	17
Opponents	6.90	3	13	16	16	0	0	0	1	133.0	153	123	102	71	99	37	2	5	531	.288	9	25	5	7	18

PB - Team (2), Berberet, P. 1, Susac, A. 1, Opp (8). Pickoffs - Team (2), Susac, A. 2, Opp (6). SBA/ATT - Susac, A. (3-5), Wetzler, B. (1-2), Nygren, J. (2-2), Berberet, P. (0-2), Osich, J. (0-1), Schultz, S. (0-1), Gaviglio, S. (0-1).

2011 Oregon State Baseball Season In Review

2011 April Statistics

Overall: 14-2 ▪ Home: 5-1 ▪ Road: 9-1 ▪ Neutral: 0-0 ▪ Pac-10: 12-2

Offense

Player	AVG	GP	GS	AB	R	H	2B	3B	HR	RBI	TB	SLG%	BB	HBP	SO	GDP	OB%	SF	SH	SB	ATT	PO	A	E	FLD%
10 Susac, Andrew	.385	3	3	13	2	5	1	1	0	3	8	.615	0	0	6	1	.385	0	0	0	0	12	2	0	1.000
1 Smith, Tyler	.381	16	13	42	7	16	3	0	0	6	19	.452	8	0	9	1	.471	1	2	1	1	22	31	0	1.000
17 Norris, Jared	.358	16	16	53	9	19	4	0	0	8	23	.434	13	0	12	2	.478	1	1	1	1	74	3	1	.987
3 Keyes, Kavin	.328	16	16	58	9	19	3	0	0	11	22	.379	6	0	11	0	.379	2	0	0	0	7	12	3	.864
2 Bell, Carter	.326	12	11	43	9	14	1	1	0	6	17	.395	2	2	5	2	.383	0	0	1	1	7	22	5	.853
38 Dunn, Ryan	.298	16	16	57	12	17	4	0	2	14	27	.474	4	1	10	0	.344	2	2	0	1	20	45	9	.878
4 Stamps, Brian	.294	16	3	17	3	5	3	0	0	4	8	.471	2	1	8	1	.400	0	2	1	1	23	0	0	1.000
6 Miller, Michael	.259	16	14	58	9	15	1	0	0	1	16	.276	2	2	14	0	.306	0	1	0	0	26	0	1	.963
33 Barnes, Ryan	.236	16	16	55	13	13	2	0	1	12	18	.327	10	1	6	2	.358	1	4	1	2	29	1	1	.968
9 Hayes, Danny	.224	16	15	49	9	11	4	0	0	8	15	.306	13	0	13	0	.387	0	0	1	1	58	1	0	1.000
18 Acosta, Luke	.167	4	1	6	1	1	1	0	0	0	2	.333	0	0	2	0	.167	0	0	0	0	0	0	0	.000
8 Berberet, Parker	.143	15	15	56	6	8	2	1	1	8	15	.268	6	2	16	0	.250	0	0	0	1	121	11	0	1.000
35 Jones, Dylan	.125	4	2	8	0	1	0	0	0	1	1	.125	0	0	2	0	.125	0	0	0	0	14	1	0	1.000
12 Nash, Garrett	.067	11	3	15	1	1	0	0	0	0	1	.067	1	1	5	0	.176	0	0	1	1	11	0	1	.917
16 Gorton, Ryan	.000	2	0	2	0	0	0	0	0	0	0	.000	0	0	0	0	.000	0	0	0	0	0	0	0	.000
40 Gordon, Max	.000	3	0	2	1	0	0	0	0	0	0	.000	0	0	1	0	.000	0	0	0	0	1	0	0	1.000
Totals	.272	16	16	534	91	145	29	3	4	82	192	.360	67	10	120	9	.359	7	12	7	10	429	156	21	.965
Opponents	.237	16	16	535	63	127	21	3	6	58	172	.321	42	8	112	8	.301	3	15	1	7	418	151	12	.979

LOB - Team (121), Opp (111). DPs turned - Team (11), Opp (11). IBB - Team (1), Berberet, P. 1, Opp (3). Picked off - Keyes, K. 1.

Pitching

Player	ERA	W	L	APP	GS	CG	SHO	CBO	SV	IP	H	R	ER	BB	SO	2B	3B	HR	AB	B/Avg	WP	HBP	BK	SFA	SHA
35 Jones, Dylan	0.00	0	0	1	0	0	0	0	0	2.1	0	0	0	2	2	0	0	0	7	.000	0	0	0	0	0
20 Baylis, Cole	0.00	0	0	3	0	0	0	0	0	0.2	4	0	0	0	0	0	0	0	6	.667	0	0	0	0	0
26 Starr, Taylor	0.00	0	0	1	0	0	0	0	0	0.0	0	0	0	0	0	0	0	0	0	.000	0	0	0	0	0
31 Boyd, Matt	0.93	0	0	6	0	0	0	0	2	9.2	10	1	1	3	6	1	0	0	38	.263	0	0	0	0	0
36 Bryant, Tony	1.42	1	0	9	0	0	0	1	5	12.2	11	2	2	3	11	3	0	0	50	.220	1	0	0	0	0
15 Nygren, James	2.16	4	0	4	3	0	0	0	0	25.0	21	7	6	6	25	3	0	2	91	.231	2	1	1	0	1
22 Osich, Josh	2.78	3	1	5	5	1	1	0	0	32.1	21	10	10	12	30	5	0	1	114	.184	2	1	0	0	4
24 Schultz, Scott	3.27	1	0	4	1	0	0	0	0	11.0	6	4	4	1	5	2	0	1	36	.167	0	2	0	0	2
28 Wetzler, Ben	3.86	2	0	4	2	0	0	0	1	14.0	13	7	6	2	7	2	1	1	55	.236	1	1	0	0	0
32 Gaviglio, Sam	4.15	3	1	5	5	1	0	1	0	34.2	34	24	16	13	25	4	2	1	130	.262	0	2	0	2	8
11 Booser, Cam	81.00	0	0	1	0	0	0	0	0	0.1	2	3	3	0	0	0	0	0	2	1.000	0	1	0	1	0
16 Gorton, Ryan	99.00	0	0	1	0	0	0	0	0	0.1	5	5	5	0	1	1	0	0	6	.833	0	0	0	0	0
Totals	2.90	14	2	16	16	2	2	1	8	143.0	127	63	46	42	112	21	3	6	535	.237	6	8	1	3	15
Opponents	5.62	2	14	16	16	2	2	1	1	139.1	145	91	87	67	120	29	3	4	534	.272	9	10	3	7	12

PB - Team (4), Susac, A. 3, Berberet, P. 1, Opp (3). Pickoffs - Team (1), Berberet, P. 1, Opp (1). SBA/ATT - Berberet, P. (1-5), Gaviglio, S. (1-3), Nygren, J. (0-2), Schultz, S. (0-1), Wetzler, B. (0-1), Susac, A. (0-1).

2011 Oregon State Baseball Season In Review

2011 May Statistics

Overall: 6-9 ▪ Home: 4-4 ▪ Road: 1-5 ▪ Neutral: 1-0 ▪ Pac-10: 5-8

Offense

Player	AVG	GP	GS	AB	R	H	2B	3B	HR	RBI	TB	SLG%	BB	HBP	SO	GDP	OB%	SF	SH	SB	ATT	PO	A	E	FLD%
38 Dunn, Ryan	.327	15	15	55	6	18	3	1	2	7	29	.527	2	1	10	1	.362	0	3	1	2	20	48	3	.958
3 Keyes, Kavin	.316	15	15	57	9	18	4	0	1	13	25	.439	3	1	10	0	.344	3	0	2	4	11	14	2	.926
17 Norris, Jared	.295	14	12	44	7	13	3	1	2	6	24	.545	6	0	11	1	.380	0	2	2	2	80	4	2	.977
4 Stamps, Brian	.292	15	13	48	9	14	5	1	1	8	24	.500	4	3	12	0	.382	0	1	3	3	31	0	0	1.000
8 Berberet, Parker	.290	11	11	31	3	9	4	0	0	5	13	.419	5	0	7	1	.368	2	2	0	0	85	14	3	.971
2 Bell, Carter	.268	13	13	41	5	11	3	0	1	4	17	.415	6	1	9	0	.375	0	2	0	0	3	28	3	.912
18 Acosta, Luke	.250	3	1	4	0	1	0	0	0	0	1	.250	0	0	0	3	.250	0	0	0	0	0	0	0	.000
33 Barnes, Ryan	.224	13	12	49	5	11	4	1	0	3	17	.347	3	1	6	4	.283	0	3	3	4	20	1	1	.955
10 Susac, Andrew	.219	9	9	32	4	7	0	2	1	6	14	.438	6	1	8	0	.359	0	0	0	0	34	6	0	1.000
9 Hayes, Danny	.217	10	7	23	4	5	0	0	1	2	8	.348	4	2	8	0	.379	0	0	1	1	36	3	1	.975
13 Rodriguez, Jake	.167	9	5	12	1	2	0	0	1	3	5	.417	2	1	2	0	.333	0	0	0	0	14	12	1	.963
40 Gordon, Max	.154	5	3	13	1	2	1	0	0	0	3	.231	2	0	3	0	.267	0	1	0	0	5	0	0	1.000
6 Miller, Michael	.143	11	6	21	4	3	1	0	1	1	7	.333	1	1	6	0	.217	0	0	0	0	9	0	0	1.000
12 Nash, Garrett	.125	11	4	16	2	2	1	0	1	2	6	.375	0	0	6	0	.125	0	0	0	0	5	0	0	1.000
1 Smith, Tyler	.100	12	7	20	2	2	0	0	0	0	2	.100	7	0	6	0	.333	0	0	0	0	11	28	2	.951
16 Gordon, Ryan	.000	2	1	3	0	0	0	0	0	0	0	.000	0	0	1	2	.000	0	0	0	0	4	0	1	.800
35 Jones, Dylan	.000	1	1	2	0	0	0	0	0	1	0	.000	1	0	0	0	.250	1	0	0	0	13	0	1	.929
Totals	.251	15	15	471	62	118	29	6	12	61	195	.414	52	12	105	12	.336	6	14	12	16	390	185	21	.965
Opponents	.275	15	15	487	65	134	26	1	7	59	183	.376	42	12	100	16	.345	4	18	7	13	393	154	6	.989

LOB - Team (100), Opp (108). DPs turned - Team (18), Opp (14). IBB - Team (2), Bell, C. 1, Norris, J. 1, Opp (7). Picked off - Stamps, B. 1, Smith, T. 1, Norris, J. 1.

Pitching

Player	ERA	W	L	APP	GS	CG	SHO	CBO	SV	IP	H	R	ER	BB	SO	2B	3B	HR	AB	B/Avg	WP	HBP	BK	SFA	SHA
20 Baylis, Cole	0.00	0	0	5	0	0	0	0	0	5.2	2	1	0	3	4	0	0	0	20	.100	0	0	0	0	0
35 Jones, Dylan	0.00	0	0	1	0	0	0	0	0	0.2	1	0	0	1	1	0	0	0	3	.333	0	0	0	0	0
32 Gaviglio, Sam	1.78	3	1	4	4	0	0	1	0	25.1	23	9	5	6	26	4	0	1	92	.250	1	5	1	2	2
24 Schultz, Scott	2.20	1	0	8	0	0	0	0	1	16.1	15	6	4	3	8	4	0	0	57	.263	0	2	0	0	6
36 Bryant, Tony	2.35	0	1	7	0	0	0	1	3	7.2	7	2	2	3	6	2	0	0	26	.269	0	0	0	1	2
31 Boyd, Matt	3.18	0	0	9	0	0	0	1	0	11.1	15	4	4	2	10	2	0	0	45	.333	1	2	0	0	1
15 Nygren, James	4.00	1	2	5	3	0	0	0	0	18.0	19	9	8	6	9	5	0	0	63	.302	0	2	0	1	4
22 Osich, Josh	5.75	0	3	4	4	0	0	0	0	20.1	22	14	13	10	21	5	0	3	80	.275	4	0	0	0	2
28 Wetzler, Ben	6.00	1	2	5	4	0	0	0	0	21.0	27	16	14	4	13	4	1	2	88	.307	1	1	0	0	1
23 Duke, Adam	8.10	0	0	4	0	0	0	0	0	3.1	2	3	3	3	2	0	0	1	11	.182	0	0	0	0	0
11 Booser, Cam	27.00	0	0	2	0	0	0	0	0	0.1	1	1	1	1	0	0	0	0	2	.500	0	0	0	0	0
Totals	3.67	6	9	15	15	0	1	1	4	130.0	134	65	53	42	100	26	1	7	487	.275	7	12	1	4	18
Opponents	4.12	9	6	15	15	1	1	1	4	131.0	118	62	60	52	105	29	6	12	471	.251	10	12	1	6	14

PB - Team (1), Susac, A. 1. Pickoffs - Team (0), Opp (3). SBA/ATT - Berberet, P. (5-9), Nygren, J. (1-4), Wetzler, B. (1-3), Osich, J. (2-2), Duke, A. (1-2), Baylis, C. (2-2), Susac, A. (1-2), Gorton, R. (1-1).

2011 Oregon State Baseball Season In Review

2011 June/Postseason Statistics

Overall: 3-2 • Home: 3-0 • Road: 0-2

Offense

Player	AVG	GP	GS	AB	R	H	2B	3B	HR	RBI	TB	SLG%	BB	HBP	SO	GDP	OB%	SF	SH	SB	ATT	PO	A	E	FLD%
9 Hayes, Danny	.600	3	1	5	2	3	0	0	1	1	6	1.200	2	0	1	0	.714	0	0	0	0	12	2	0	1.000
8 Berberet, Parker	.444	4	3	9	2	4	1	0	1	4	8	.889	2	1	2	0	.538	1	1	0	0	28	2	0	1.000
13 Rodriguez, Jake	.438	5	5	16	0	7	0	0	0	2	7	.438	0	0	1	0	.412	1	0	0	1	4	12	0	1.000
4 Stamps, Brian	.389	5	5	18	4	7	1	0	1	1	11	.611	2	0	4	0	.450	0	2	0	2	12	1	1	.929
2 Bell, Carter	.389	5	5	18	3	7	2	0	1	2	12	.667	0	1	5	0	.421	0	0	0	0	4	8	0	1.000
12 Nash, Garrett	.333	5	3	12	2	4	0	0	2	3	10	.833	0	0	5	0	.333	0	0	0	1	5	0	0	1.000
33 Barnes, Ryan	.238	5	5	21	4	5	1	1	0	3	8	.381	1	1	0	1	.304	0	0	1	1	6	0	1	.857
3 Keyes, Kavin	.200	5	5	20	1	4	1	0	0	1	5	.250	3	0	5	0	.304	0	1	0	0	0	0	0	.000
10 Susac, Andrew	.143	5	5	21	1	3	1	1	0	1	6	.286	1	1	5	1	.217	0	0	0	0	36	1	1	.974
38 Dunn, Ryan	.125	5	5	16	2	2	1	0	0	0	3	.188	2	2	1	0	.300	0	1	0	0	5	14	1	.950
17 Norris, Jared	.000	5	2	6	0	0	0	0	0	2	0	.000	2	1	1	0	.300	1	0	0	0	9	1	0	1.000
35 Jones, Dylan	.000	1	0	1	0	0	0	0	0	0	0	.000	0	0	0	0	.000	0	0	0	0	0	0	0	.000
6 Miller, Michael	.000	5	0	1	1	0	0	0	0	0	0	.000	0	0	1	0	.000	0	0	0	0	1	0	0	1.000
1 Smith, Tyler	.000	4	0	0	0	0	0	0	0	0	0	.000	0	0	0	0	.000	0	0	0	0	3	1	0	1.000
40 Gordon, Max	.000	2	1	0	0	0	0	0	0	0	0	.000	0	0	0	0	.000	0	1	0	0	2	0	0	1.000
Totals	.280	5	5	164	22	46	8	2	6	20	76	.463	15	7	31	2	.360	3	6	1	5	132	56	4	.979
Opponents	.255	5	5	165	29	42	9	0	6	29	69	.418	22	5	38	1	.358	1	6	1	1	132	52	4	.979

LOB - Team (41), Opp (39). DPs turned - Team (2), Opp (2). CI - Team (1), Susac, A. 1. IBB - Team (0), Opp (3).

Pitching

Player	ERA	W	L	APP	GS	CG	SHO	CBO	SV	IP	H	R	ER	BB	SO	2B	3B	HR	AB	B/Avg	WP	HBP	BK	SFA	SHA
23 Duke, Adam	0.00	1	0	2	0	0	0	0	0	2.1	1	0	0	2	1	0	0	0	8	.125	0	1	0	0	0
36 Bryant, Tony	0.00	0	0	2	0	0	0	0	2	2.0	1	0	0	1	1	0	0	0	7	.143	0	0	0	0	0
31 Boyd, Matt	1.69	0	0	3	0	0	0	0	0	5.1	6	3	1	0	2	0	0	2	19	.316	0	1	0	0	1
28 Wetzler, Ben	4.50	0	0	1	1	0	0	0	0	4.0	5	2	2	1	5	1	0	1	17	.294	0	1	0	0	0
11 Booser, Cam	4.50	0	0	1	0	0	0	0	0	2.0	1	1	1	2	1	0	0	1	7	.143	0	0	0	0	0
15 Nygren, James	6.75	0	0	2	1	0	0	0	0	5.1	6	4	4	0	4	2	0	0	20	.300	0	2	0	1	0
32 Gaviglio, Sam	6.91	1	1	2	2	1	0	0	0	14.1	14	11	11	8	14	2	0	2	56	.250	0	0	0	0	1
24 Schultz, Scott	8.22	1	1	3	0	0	0	0	0	7.2	7	7	7	6	10	4	0	0	27	.259	0	0	0	0	4
22 Osich, Josh	9.00	0	0	1	1	0	0	0	0	1.0	1	1	1	2	0	0	0	0	4	.250	2	0	0	0	0
Totals	5.52	3	2	5	5	1	0	0	2	44.0	42	29	27	22	38	9	0	6	165	.255	2	5	0	1	6
Opponents	3.89	2	3	5	5	0	0	0	0	44.0	46	22	19	15	31	8	2	6	164	.280	5	7	0	3	6

PB - Team (1), Susac, A. 1, Opp (3). Pickoffs - Team (1), Boyd, M. 1. SBA/ATT - Susac, A. (1-1), Schultz, S. (1-1).

2011 Oregon State Baseball Season In Review

2011 Linescores

Game 1 • Feb 19, 2011 at Fresno, Calif.
Oregon State 4, Gonzaga 3 (11 innings)

Team	1	2	3	4	5	6	7	8	9	10	11	- R H E
Gonzaga	2	0	0	0	0	0	1	0	0	0	3	7 1 (0-1)
Oregon State	0	0	1	0	2	0	0	0	0	1	4	10 2 (1-0)
WP-Bryant, Tony (1-0) LP-PHILLIPS, Mark (0-1) T-3:45 A-250												

Game 2 • Feb 20, 2011 at Fresno, Calif.
Oregon State 4, Gonzaga 2

Team	1	2	3	4	5	6	7	8	9	- R H E
Oregon State	1	0	1	1	1	0	0	0	4	6 1 (2-0)
Gonzaga	0	1	0	0	0	0	0	1	2	6 1 (0-3)
WP-Schultz, Scott (1-0) Save-Dunn, Ryan(1) LP-OLSON, Tyler (0-1) T-3:03 A-309										

Game 3 • Feb 20, 2011 at Fresno, Calif.
Fresno State 2, Oregon State 1

Team	1	2	3	4	5	6	7	8	9	- R H E
Oregon State	0	0	0	0	0	1	0	0	1	2 1 (2-1)
Fresno State	0	0	1	1	0	0	0	X	2	6 0 (2-0)
WP-Gonzalez, Greg (1-0) Save-Robertson, Charlie(1) LP-Booser, Cam (0-1) T-2:35 A-2163 HR FS - Gowens, Brennan										

Game 4 • Feb 21, 2011 at Fresno, Calif.
Fresno State 5, Oregon State 4

Team	1	2	3	4	5	6	7	8	9	- R H E
Oregon State	1	0	0	0	0	2	0	1	4	10 1 (2-2)
Fresno State	0	3	0	0	1	0	0	1	5	8 5 (3-0)
WP-Kendall, Cody (1-0) LP-Child, Dan (0-1) T-2:55 A-2263										

Game 5 • Feb 25, 2011 at Corpus Christi, Texas
Oregon State 2, Connecticut 0

Team	1	2	3	4	5	6	7	8	9	- R H E
Oregon State	0	0	2	0	0	0	0	0	2	4 0 (3-2)
Connecticut	0	0	0	0	0	0	0	0	0	2 2 (1-3)
WP-Gaviglio, Sam (1-0) LP-GLYNN, Elliot (0-2) T-2:04 A-0										

Game 6 • Feb 26, 2011 at Corpus Christi, Texas
Texas A&M-CC 8, Oregon State 7

Team	1	2	3	4	5	6	7	8	9	- R H E
Oregon State	1	0	0	1	0	1	1	2	1	7 13 1 (3-3)
Tex. A&M-CC	2	1	2	2	0	0	0	1	X	8 13 1 (6-1)
WP-Carline, Brett (1-0) Save-Boyle, Michael(3) LP-Wetzler, Ben (0-1) T-3:00 A-3023 HR OSU - Berberet, Parker (1)										

Game 7 • Feb 27, 2011 at Corpus Christi, Texas
Oregon State 7, Indiana 5

Team	1	2	3	4	5	6	7	8	9	- R H E
Indiana	0	0	2	0	1	1	1	0	0	5 11 0 (3-3)
Oregon State	0	0	1	1	2	0	0	3	X	7 9 2 (4-3)
WP-Baylis, Cole (1-0) LP-Dearden, Matt (0-1) T-3:02 A-0 HR IND - Basil, Michael (1) HR OSU - Berberet, Parker (2), Susac, Andrew (1)										

Game 8 • Feb 28, 2011 at San Antonio, Texas
Oregon State 10, UT-San Antonio 7 (10 innings)

Team	1	2	3	4	5	6	7	8	9	10	- R H E
Oregon State	0	3	0	0	0	0	0	4	3	10 7 2 (5-3)	
UTSA	0	0	2	1	1	0	1	0	2	0 - 7 12 1 (4-5)	
WP-Nygren, James (1-0) LP-Denman, Blake (0-1) T-3:39 A-133 HR OSU - Hayes, Danny (1)											

Game 9 • March 5, 2011 at Corvallis, Ore.
DH Game 1: Oregon State 14, Hartford 3 (7 innings)

Team	1	2	3	4	5	6	7	- R H E
Hartford	0	0	0	0	0	3	3	5 1 (0-1)
Oregon State	4	0	0	2	0	8	X	14 12 1 (6-3)
WP-Gaviglio, Sam (2-0) LP-Anthony Mannuccia (0-1) T-2:14 A-1875								

Game 10 • March 5, 2011 at Corvallis, Ore.
DH Game 2: Oregon State 16, Hartford 1

Team	1	2	3	4	5	6	7	8	9	- R H E
Hartford	0	1	0	0	0	0	0	0	1	2 2 (0-2)
Oregon State	0	0	0	4	2	1	6	3	X	16 15 0 (7-3)
WP-Wetzler, Ben (1-1) LP-Mike Thatcher (0-1) T-2:25 A-1992 HR HARTFORD - Matt Walker (1) HR OSU - Susac, Andrew (2)										

Game 11 • March 6, 2011 at Corvallis, Ore.
DH Game 1: Oregon State 9, Hartford 1

Team	1	2	3	4	5	6	7	8	9	- R H E
Hartford	1	0	0	0	0	0	0	0	1	6 2 (0-3)
Oregon State	2	4	0	3	0	0	0	0	X	9 10 0 (8-3)
WP-Nygren, James (2-0) LP-Kevin Veilleux (0-1) T-2:16 A-1863										

Game 12 • March 6, 2011 at Corvallis, Ore.
DH Game 2: Oregon State 13, Hartford 2

Team	1	2	3	4	5	6	7	8	9	- R H E
Hartford	0	0	0	0	0	2	0	0	2	7 1 (0-4)
Oregon State	4	0	0	3	0	1	0	5	X	13 10 0 (9-3)
WP-Osich, Josh (1-0) LP-Tyler Corsi (0-1) T-2:47 A-1028 HR OSU - Susac, Andrew (3)										

Game 13 • March 8, 2011 at Corvallis, Ore.
Oregon State 4, Oregon 1

Team	1	2	3	4	5	6	7	8	9	- R H E
Oregon	0	0	0	0	1	0	0	0	0	1 7 0 (5-7)
Oregon State	1	0	2	0	1	0	0	0	X	4 8 0 (10-3)
WP-Bryant, Tony (2-0) Save-Boyd, Matt(1) LP-Keudell, Alex (1-2) T-2:58 A-2216										

Game 14 • March 11, 2011 at Corvallis, Ore.
Oregon State 7, New Mexico State 0

Team	1	2	3	4	5	6	7	8	9	- R H E
NMSU	0	0	0	0	0	0	0	0	0	0 3 4 (11-4)
Oregon State	0	6	0	0	0	0	1	X	7 8 0 (11-3)	
WP-Gaviglio, Sam (3-0) LP-Beck, Ryan (2-2) T-2:02 A-2054										

Game 15 • March 12, 2011 at Corvallis, Ore.
Oregon State 13, VMI 3

Team	1	2	3	4	5	6	7	8	9	- R H E
VMI	0	0	0	2	0	0	0	1	3	7 1 (9-7-1)
Oregon State	0	1	0	6	2	0	4	0	X	13 13 0 (12-3)
WP-Wetzler, Ben (2-1) LP-FARLEY, Jason (0-4) T-2:43 A-1783										

Game 16 • March 13, 2011 at Corvallis, Ore.
Oregon State 5, VMI 1

Team	1	2	3	4	5	6	7	8	9	- R H E
VMI	0	1	0	0	0	0	0	0	1	8 0 (9-8-1)
Oregon State	1	0	0	3	1	0	0	X	5 8 2 (13-3)	
WP-Osich, Josh (2-0) Save-Bryant, Tony(1) LP-ROBERTS, Sam (1-2) T-2:26 A-1533										

Game 17 • March 18, 2011 at Long Beach, Calif.
Oregon State 4, Long Beach State 0

Team	1	2	3	4	5	6	7	8	9	- R H E
Oregon State	2	0	2	0	0	0	0	0	0	4 9 0 (14-3)
LBSU	0	0	0	0	0	0	0	0	0	0 1 0 (9-8)
WP-Gaviglio, Sam (4-0) LP-Gagnon, Andrew (2-3) T-2:41 A-1087 HR OSU - Susac, Andrew (4), Hayes, Danny (2)										

Game 18 • March 19, 2011 at Long Beach, Calif.
DH Game 1: Oregon State 9, Long Beach State 6

Team	1	2	3	4	5	6	7	8	9	- R H E
Oregon State	0	0	0	0	3	0	5	1	0	9 10 1 (15-3)
LBSU	1	0	0	1	1	0	2	0	1	6 12 4 (9-9)
WP-Nygren, James (3-0) Save-Bryant, Tony(2) LP-Friedrichs, Kyle (2-2) T-3:45 A-0										

Game 19 • March 19, 2011 at Long Beach, Calif.
DH Game 2: Long Beach State 2, Oregon State 1 (11 innings)

Team	1	2	3	4	5	6	7	8	9	10	11	- R H E
Oregon State	0	0	0	0	0	1	0	0	0	0	1 6 1 (15-4)	
LBSU	0	0	0	0	1	0	0	0	0	1	2 8 2 (10-8)	
WP-Underwood, Nate (1-0) LP-Bryant, Tony (2-1) T-3:25 A-1451												

Game 20 • March 22, 2011 at Corvallis, Ore.
Seattle 5, Oregon State 4

Team	1	2	3	4	5	6	7	8	9	- R H E
Seattle	0	0	1	0	0	4	0	0	5	8 0 (9-6)
Oregon State	0	1	3	0	0	0	0	0	4	7 4 (15-5)
WP-Brandon Kizer (4-1) Save-Blaine Jones(4) LP-Dunn, Ryan (0-1) T-2:39 A-1707										

Game 21 • March 23, 2011 at Corvallis, Ore.
Oregon State 4, Seattle 2

Team	1	2	3	4	5	6	7	8	9	- R H E
Seattle	0	0	0	2	0	0	0	0	2	5 1 (9-7)
Oregon State	0	0	2	0	1	1	0	0	X	4 8 0 (16-5)
WP-Wetzler, Ben (3-1) Save-Boyd, Matt(2) LP-Max Whieldon (0-3) T-2:25 A-1531										

2011 Oregon State Baseball Season In Review

2011 Linescores

Game 22 • March 25, 2011 at Corvallis, Ore.
Oregon State 6, UC Santa Barbara 3

Team	1 2 3 4 5 6 7 8 9 - R H E	
UCSB	0 0 0 1 0 1 0 0 1 - 3 8 0	(10-7)
Oregon State	0 0 0 1 3 1 1 0 X - 6 9 0	(17-5)
WP-Gaviglio, Sam (5-0) LP-Meaux, Jesse (2-2) T-2:41 A-1786		

Game 23 • March 26, 2011 at Corvallis, Ore.
Oregon State 11, UC Santa Barbara 5

Team	1 2 3 4 5 6 7 8 9 - R H E	
UCSB	0 2 0 0 0 0 3 0 - 5 9 2	(10-8)
Oregon State	4 2 2 0 2 1 0 0 X - 11 11 0	(18-5)
WP-Osich, Josh (3-0) LP-Vedo, Matthew (3-3) T-2:49 A-1608		
HR OSU - Berberet, Parker (3)		

Game 24 • March 27, 2011 at Corvallis, Ore.
UC Santa Barbara 8, Oregon State 3

Team	1 2 3 4 5 6 7 8 9 - R H E	
UCSB	2 3 0 1 1 0 0 0 1 - 8 15 2	(11-8)
Oregon State	1 0 0 0 0 0 0 2 0 - 3 9 1	(18-6)
WP-Davis, Greg (3-0) LP-Nygren, James (3-1) T-3:04 A-1536		

Game 25 • April 1, 2011 at Tucson, Ariz.
Arizona 18, Oregon State 0

Team	1 2 3 4 5 6 7 8 9 - R H E	
Oregon State	0 0 0 0 0 0 0 0 0 - 0 5 5	(18-7)
Arizona	0 0 4 2 0 12 0 0 X - 18 18 0	(20-7)
WP-Heyer, Kurt (5-1) LP-Gaviglio, Sam (5-1) T-2:41 A-1960		

Game 26 • April 2, 2011 at Tucson, Ariz.
Oregon State 10, Arizona 4

Team	1 2 3 4 5 6 7 8 9 - R H E	
Oregon State	0 0 0 0 3 3 0 0 4 - 10 12 3	(19-7)
Arizona	1 0 2 0 0 0 0 1 0 - 4 11 2	(20-8)
WP-Osich, Josh (4-0) Save-Bryant, Tony(3) LP-Simon, Kyle (5-2) T-2:54 A-1022		
HR OSU - Barnes, Ryan (1), Dunn, Ryan (1)		

Game 27 • April 3, 2011 at Tucson, Ariz.
Oregon State 8, Arizona 4

Team	1 2 3 4 5 6 7 8 9 - R H E	
Oregon State	1 5 1 0 0 0 0 0 1 - 8 14 0	(20-7)
Arizona	1 0 0 0 2 0 0 1 - 4 10 1	(20-9)
WP-Wetzler, Ben (4-1) LP-Hale, Tyler (3-2) T-2:54 A-1305		
HR ARIZ - Refsnyder, Robert		

Game 28 • April 5, 2011 at Portland, Ore.
Oregon State 11, Portland 1

Team	1 2 3 4 5 6 7 8 9 - R H E	
Oregon State	4 3 0 0 0 3 0 0 1 - 11 7 2	(21-7)
Portland	0 0 0 0 0 1 0 0 - 1 5 2	(10-15)
WP-Nygren, James (4-1) LP-MILLER, Brent (3-2) T-2:48 A-625		
HR OSU - Berberet, Parker (4)		

Game 29 • April 8, 2011 at Corvallis, Ore.
Oregon State 5, Arizona State 3

Team	1 2 3 4 5 6 7 8 9 - R H E	
Arizona State	2 0 0 0 0 0 0 1 0 - 3 9 0	(22-7)
Oregon State	0 0 0 0 1 0 4 0 X - 5 10 0	(22-7)
WP-Gaviglio, Sam (6-1) LP-Rodgers, Brady (4-2) T-2:33 A-2547		

Game 30 • April 9, 2011 at Corvallis, Ore.
Oregon State 7, Arizona State 6

Team	1 2 3 4 5 6 7 8 9 - R H E	
Arizona State	0 0 2 0 4 0 0 0 0 - 6 6 0	(22-8)
Oregon State	0 0 2 0 0 0 3 1 1 - 7 14 1	(23-7)
WP-Schultz, Scott (2-0) LP-Lambson, Mitchell (3-3) T-2:46 A-2729		
HR ASU - Marrero, Deven (1), Workman, Andy (1)		

Game 31 • April 10, 2011 at Corvallis, Ore.
Oregon State 9, Arizona State 6

Team	1 2 3 4 5 6 7 8 9 - R H E	
Arizona State	1 3 1 0 0 0 0 1 0 - 6 11 1	(22-9)
Oregon State	2 2 3 0 0 1 1 0 X - 9 11 2	(24-7)
WP-Nygren, James (5-1) Save-Boyd, Matt(3) LP-Barrett, Jake (3-3) T-2:53 A-2475		
HR ASU - Marrero, Deven (2)		
HR OSU - Dunn, Ryan (2)		

Game 32 • April 15, 2011 at Stanford, Calif.
Oregon State 1, Stanford 0

Team	1 2 3 4 5 6 7 8 9 - R H E	
Oregon State	1 0 0 0 0 0 0 0 0 - 1 7 1	(25-7)
Stanford	0 0 0 0 0 0 0 0 0 - 0 4 1	(16-10)
WP-Gaviglio, Sam (7-1) Save-Bryant, Tony(4) LP-Appel, Mark (2-4) T-2:40 A-1684		

Game 33 • April 16, 2011 at Stanford, Calif.
Oregon State 8, Stanford 1

Team	1 2 3 4 5 6 7 8 9 - R H E	
Oregon State	2 0 1 3 0 0 0 0 2 - 8 12 1	(26-7)
Stanford	0 0 0 0 0 1 0 0 - 1 6 1	(16-11)
WP-Osich, Josh (5-0) Save-Boyd, Matt(4) LP-Pries, Jordan (4-3) T-2:47 A-2031		

Game 34 • April 17, 2011 at Stanford, Calif.
Oregon State 6, Stanford 4

Team	1 2 3 4 5 6 7 8 9 - R H E	
Oregon State	0 0 3 0 0 0 2 1 0 - 6 9 1	(27-7)
Stanford	2 0 0 0 0 0 0 0 2 - 4 9 1	(16-12)
WP-Wetzler, Ben (5-1) Save-Bryant, Tony(5) LP-McArdle, Dean (4-2) T-2:35 A-2373		

Game 35 • April 21, 2011 at Corvallis, Ore.
Oregon State 4, Washington State 2

Team	1 2 3 4 5 6 7 8 9 - R H E	
WSU	0 0 0 1 0 0 0 0 1 - 2 7 1	(14-18)
Oregon State	1 0 0 0 0 0 3 0 X - 4 6 1	(28-7)
WP-Nygren, James (6-1) Save-Bryant, Tony(6)		
LP-Conley, Adam (4-5) T-2:22 A-2467		
HR WSU-Jones, Derek (6)		

Game 36 • April 22, 2011 at Corvallis, Ore.
Oregon State 7, Washington State 6

Team	1 2 3 4 5 6 7 8 9 - R H E	
WSU	4 0 0 0 0 2 0 0 - 6 9 0	(14-19)
Oregon State	1 0 1 0 0 2 0 2 1 - 7 11 2	(29-7)
WP-Bryant, Tony (3-1) LP-Shewey, Paris (1-1) T-2:50 A-2843		
HR WSU-Monda, Jason (2)		

Game 37 • April 23, 2011 at Corvallis, Ore.
Washington State 2, Oregon State 0

Team	1 2 3 4 5 6 7 8 9 - R H E	
WSU	0 0 1 0 0 1 0 0 0 - 2 9 0	(15-19)
Oregon State	0 0 0 0 0 0 0 0 0 - 0 4 0	(29-8)
WP-Wise, James (4-4) Save-Shewey, Paris (7) LP-Osich, Josh (5-1) T-2:36 A-3041		

Game 38 • April 26, 2011 at Portland, Ore.
Oregon State 6, Portland 1

Team	1 2 3 4 5 6 7 8 9 - R H E	
Oregon State	0 0 0 4 0 0 0 2 0 - 6 8 1	(30-8)
Portland	0 0 0 0 0 0 0 0 1 - 1 5 0	(14-22)
WP-Nygren, James (7-1) Save-Wetzler, Ben (1) LP-Jones, Owen (3-5) T-2:08 A-607		

Game 39 • April 29, 2011 at Los Angeles, Calif.
Oregon State 7, UCLA 5

Team	1 2 3 4 5 6 7 8 9 - R H E	
Oregon State	0 0 1 0 6 0 0 0 0 - 7 11 1	(31-8)
UCLA	1 0 1 3 0 0 0 0 0 - 5 8 1	(22-15)
WP-Gaviglio, Sam (8-1) Save-Bryant, Tony (7) LP-Cole, Gerrit (4-5) T-3:15 A-876		

Game 40 • April 30, 2011 at Los Angeles, Calif.
Oregon State 2, UCLA 0

Team	1 2 3 4 5 6 7 8 9 - R H E	
Oregon State	0 0 0 0 0 2 0 0 0 - 2 4 0	(32-8)
UCLA	0 0 0 0 0 0 0 0 0 - 0 0 1	(22-16)
WP-Osich, Josh (6-1) LP-Bauer, Trevor (8-2) T-2:08 A-1,221		

Game 41 • May 1, 2011 at Los Angeles, Calif.
UCLA 5, Oregon State 2

Team	1 2 3 4 5 6 7 8 9 - R H E	
Oregon State	0 0 0 0 1 1 0 0 - 2 14 1	(32-9)
UCLA	0 0 0 1 4 0 0 X - 5 7 0	(23-16)
WP-Plutko, Adam (3-3) Save-Vander Tuig, Nick (5)		
LP-Wetzler, Ben (5-2) T-3:04 A-1,107		

Game 42 • May 3, 2011 at Corvallis, Ore.
Oregon 7, Oregon State 2

Team	1 2 3 4 5 6 7 8 9 - R H E	
Oregon	1 1 3 0 0 0 1 1 0 - 7 9 1	(23-20)
Oregon State	0 0 0 0 0 0 0 0 2 - 2 6 3	(32-10)
WP-Jones, Christian (4-2) LP-Nygren, James (7-2) T-2:34 A-2,774		
HR OSU-Nash, Garrett (1)		

2011 Oregon State Baseball Season In Review

2011 Linescores

Game 43 • May 7, 2011 at Corvallis, Ore.
DH Game 1: Oregon State 3, California 0

Team	1 2 3 4 5 6 7 8 9 - R H E
California	0 0 0 0 0 0 0 0 - 0 9 1 (27-15)
Oregon State	0 1 0 0 0 0 2 0 X - 3 2 0 (33-10)

WP-Gaviglio, Sam (9-1) Save-Bryant, Tony (8) LP-Johnson, Erik (5-2)
 T-2:41 A-2,511

Game 44 • May 7, 2011 at Corvallis, Ore.
DH Game 2: California 6, Oregon State 2

Team	1 2 3 4 5 6 7 8 9 - R H E
California	0 0 0 0 3 1 0 2 0 - 6 11 0 (28-16)
Oregon State	0 1 0 0 0 0 1 0 0 - 2 6 3 (33-11)

WP-Jones, Justin (6-4) LP-Osich, Josh (6-2) T-2:29 A-2,358
 HR CAL-Renda, Tony (2)
 HR OSU-Bell, Carter (1)

Game 45 • May 8, 2011 at Corvallis, Ore.
Oregon State 4, California 2

Team	1 2 3 4 5 6 7 8 9 - R H E
California	1 0 0 0 0 0 1 0 - 2 7 2 (28-16)
Oregon State	2 1 0 0 0 0 1 0 X - 4 7 1 (34-11)

WP-Wetzler, Ben (6-2) Save-Bryant, Tony (9) LP-Miller, Kevin (5-4)
 T-2:51 A-2,297
 HR CAL-Renda, Tony (3)

Game 46 • May 10, 2011 at Corvallis, Ore.
Oregon State 13, Portland 3

Team	1 2 3 4 5 6 7 8 9 - R H E
Portland	0 1 0 0 0 0 0 0 2 - 3 4 0 (17-25)
Oregon State	1 2 0 0 4 0 0 6 X - 13 14 1 (35-11)

WP-Nygren, James (8-1) LP-McCallister, Matt (0-4) T-2:30 A-2,110
 HR POR-Mardesich, Matt (6)
 HR OSU-Dunn, Ryan (3), Miller, Michael (1), Norris, Jared (1)

Game 47 • May 13, 2011 at Seattle, Wash.
Oregon State 6, Washington 4

Team	1 2 3 4 5 6 7 8 9 - R H E
Oregon State	0 0 0 2 3 0 0 0 1 - 6 10 0 (36-11)
Washington	0 0 1 3 0 0 0 0 0 - 4 8 0 (13-31)

WP-Schultz, Scott (3-0) Save-Bryant, Tony (10) LP-Clem, Jacob (3-5)
 T-3:27 A-2,823
 HR WASH-Santy, B.K. (1)

Game 48 • May 14, 2011 at Seattle, Wash.
DH Game 1: Oregon State 9, Washington 3

Team	1 2 3 4 5 6 7 8 9 - R H E
Oregon State	4 0 0 0 0 3 2 0 0 - 9 2 2 (37-11)
Washington	0 0 0 1 2 0 0 0 0 - 3 12 1 (13-32)

WP-Gaviglio, Sam (10-1) Save-Schultz, Scott (1)
 LP-Brigham, Jeff (3-1) T-2:53 A-0
 HR OSU-Keyes, Kevin (1); Susac, Andrew (5); Dunn, Ryan (4);
 Rodriguez, Jake (1)

Game 49 • May 14, 2011 at Seattle, Wash.
DH Game 2: Washington 7, Oregon State 6

Team	1 2 3 4 5 6 7 8 9 - R H E
Oregon State	2 1 3 0 0 0 0 0 0 - 6 11 1 (37-12)
Washington	0 0 0 0 0 2 4 0 1 - 7 14 0 (14-32)

WP-Cimber, Adam (3-4) LP-Bryant, Tony (3-2) T-2:56 A-1,441
 HR OSU-Hayes, Danny (3)
 HR WASH-Wiggins, Ryan (1)

Game 50 • May 20, 2011 at Corvallis, Ore.
Oregon State 7, USC 2

Team	1 2 3 4 5 6 7 8 9 - R H E
USC	0 1 1 0 0 0 0 0 0 - 2 5 0 (20-29)
Oregon State	0 1 2 1 0 0 3 0 X - 7 9 0 (38-12)

WP-Gaviglio, Sam (11-1) LP-Triggs, Andrew (4-4) T-3:04 A-2,974
 HR OSU-Norris, Jared (2); Stamps, Brian (1)

Game 51 • May 21, 2011 at Corvallis, Ore.
USC 8, Oregon State 3

Team	1 2 3 4 5 6 7 8 9 - R H E
USC	8 0 0 0 0 0 0 0 0 - 8 15 0 (21-29)
Oregon State	0 0 0 2 0 0 0 0 1 - 3 11 2 (38-13)

WP-Wood, Austin (5-6) LP-Wetzler, Ben (6-3) T-2:32 A-3,013

Game 52 • May 22, 2011 at Corvallis, Ore.
USC 4, Oregon State 3

Team	1 2 3 4 5 6 7 8 9 - R H E
USC	0 1 0 0 1 1 0 0 1 - 4 9 1 (22-29)
Oregon State	0 0 0 1 0 0 1 0 1 - 3 6 2 (38-14)

WP-Odom, Logan (5-5) Save-Mount, Ben (3) LP-Osich, Josh (6-3)
 T-3:10 A-2,914
 HR USC-Foat, Matt (1)

Game 53 • May 27, 2011 at Eugene, Ore.
Oregon 4, Oregon State 1

Team	1 2 3 4 5 6 7 8 9 - R H E
Oregon State	0 0 0 0 0 0 1 0 0 - 1 5 2 (38-15)
Oregon	1 0 1 0 0 0 2 0 X - 4 5 0 (31-26)

WP-Anderson, Tyler (8-3) Save-Boer, Madison (3)
 LP-Gaviglio, Sam (11-2) T-2:52 A-3,052
 HR ORE-Serna, KC (2)

Game 54 • May 28, 2011 at Eugene, Ore.
Oregon 4, Oregon State 1

Team	1 2 3 4 5 6 7 8 9 - R H E
Oregon State	0 0 1 0 0 0 0 0 0 - 1 5 1 (38-16)
Oregon	0 0 3 0 0 1 0 0 X - 4 7 0 (32-26)

WP-Jones, Christian (7-2) Save-McGough, Scott (5)
 LP-Osich, Josh (6-4) T-2:35 A-3,629

Game 55 • May 29, 2011 at Eugene, Ore.
Oregon 6, Oregon State 0

Team	1 2 3 4 5 6 7 8 9 - R H E
Oregon State	0 0 0 0 0 0 0 0 0 - 0 3 2 (38-17)
Oregon	1 0 1 0 1 2 0 1 X - 6 12 0 (33-26)

WP-Keudell, Alex (7-3) LP-Nygren, James (8-3) T-2:51 A-3,445

Game 56 • June 3, 2011 at Corvallis, Ore.
Oregon State 7, UALR 4

Team	1 2 3 4 5 6 7 8 9 - R H E
UALR	2 0 0 0 2 0 0 0 0 - 4 6 0 (24-33)
Oregon State	0 0 0 0 2 3 0 2 X - 7 12 1 (39-17)

WP-Schultz, Scott (4-0) Save-Bryant, Tony (11)
 LP-Graziano, Garret (6-10) T-2:36 A-2,858
 HR OSU-Hayes, Danny (4); Nash, Garrett (2)

Game 57 • June 4, 2011 at Corvallis, Ore.
Oregon State 5, Creighton 1

Team	1 2 3 4 5 6 7 8 9 - R H E
Oregon State	1 1 0 0 0 1 0 0 2 - 5 11 0 (40-17)
Creighton	0 0 0 0 1 0 0 0 0 - 1 5 1 (45-15)

WP-Gaviglio, Sam (12-2) LP-Blach, Ty (10-3) T-2:40 A-3,103
 HR OSU-Nash, Garrett (3)
 HR CU-Gerber, Mike (3)

Game 58 • June 5, 2011 at Corvallis, Ore.
Oregon State 6, Georgia 4

Team	1 2 3 4 5 6 7 8 9 - R H E
Oregon State	0 1 0 2 0 0 1 1 1 - 6 11 1 (41-17)
Georgia	1 0 1 0 0 0 2 0 0 - 4 8 0 (33-31)

WP-Duke, Adam (1-0) Save-Bryant, Tony (12) LP-Swegman, Eric (1-2)
 T-3:09 A-3,032
 HR OSU-Berberet, Parker (5)

Game 59 • June 10, 2011 at Nashville, Tenn.
Vanderbilt 11, Oregon State 1

Team	1 2 3 4 5 6 7 8 9 - R H E
Oregon State	0 0 0 0 0 0 1 0 0 - 1 4 0 (41-18)
Vanderbilt	4 0 0 4 1 2 0 0 X - 11 11 1 (51-10)

WP-Gray, Sonny (12-3) LP-Gaviglio, Sam (12-3) T-2:40 A-3,349
 HR VU-Yastrzemski, Mike (3); Esposito, Jason (9)

Game 60 • June 11, 2011 at Nashville, Tenn.
Vanderbilt 9, Oregon State 3

Team	1 2 3 4 5 6 7 8 9 - R H E
Vanderbilt	2 0 0 0 1 4 0 2 0 - 9 12 2 (52-10)
Oregon State	1 0 1 0 0 0 0 1 0 - 3 8 2 (41-19)

WP-Clinard, Will (2-2) LP-Schultz, Scott (4-1) T-3:28 A-3,387
 HR VU-Westlake, Aaron (3) (17)
 HR OSU-Bell, Carter (2)

Updated Career Leaders

Batting average

(minimum 260 at-bats)

- Jay Dean, 1952-55..... 379
- A.J. Marquardt, 1993-94..... 373
- Jacoby Ellsbury, 2003-05..... 365
- Joe Gerber, 1997-2000..... 362
- Brian Barden, 2000-02..... 362
- Ben Bertrand, 1996-98..... 358
- Dan Cunningham, 1971-73..... 354
- Chris Biles, 2000-03..... 353
- Dave Brundage, 1984-86..... 350
- Mike Leone, 1996-97..... 350

At-bats

- Darwin Barney, 2006-07..... 765
- Andy Jarvis, 2000-03..... 725
- Shea McFeely, 2004-06..... 653
- Jon Yonemitsu, 1990-93..... 648
- Jacoby Ellsbury, 2003-05..... 646
- Ken Bowen, 1984-87..... 643
- Brian Barden, 2000-02..... 639
- Mitch Canham, 2004-07..... 617
- Aaron Anderson, 1988-92..... 613
- Pete Rowe, 1974-77..... 593

Hits

- Darwin Barney, 2005-07..... 238
- Jacoby Ellsbury, 2003-05..... 236
- Andy Jarvis, 2000-03..... 232
- Brian Barden, 2000-02..... 231
- Ken Bowen, 1984-87..... 206
- Joe Gerber, 1997-2000..... 201
- Chris Biles, 2000-03..... 199
- Shea McFeely, 2004-06..... 198
- Mitch Canham, 2004-07..... 194
- Drew Hedges, 1997-2000..... 187

Runs


- Jacoby Ellsbury, 2003-05..... 168
- Darwin Barney, 2005-07..... 152
- Ken Bowen, 1984-87..... 150
- Todd Thomas, 1980-83..... 148
- Brian Barden, 2000-02..... 148
- Shea McFeely, 2004-06..... 142
- Andy Jarvis, 2000-03..... 141
- Drew Hedges, 1997-2000..... 139
- Mitch Canham, 2004-07..... 134
- Ryan Lipe, 1995-98..... 134
- Joe Gerber, 1997-2000..... 134

Doubles

- Chris Biles, 2000-03..... 49
- Joe Gerber, 1997-2000..... 44
- Josh Carter, 1999-2001..... 42
- Andy Jarvis, 2000-03..... 42
- Darwin Barney, 2005-07..... 40
- Brian Barden, 2000-02..... 39
- Seth Pietsch, 2001-03..... 38
- Chris Kunda, 2003-06..... 38
- Drew Hedges, 1997-2000..... 37
- Jacoby Ellsbury, 2003-05..... 37

Triples

- Todd Thomas, 1980-83..... 13
- Chuck Fisk, 1952-55..... 10
- Seth Pietsch, 2001-03..... 10
- Jeff Doyle, 1975-77..... 9
- Eric Stark, 1998-2001..... 9
- Aaron Mathews, 2002-04..... 9
- Dave Backen, 1978-81..... 8
- Dave Schoppe, 1988-91..... 8
- Abino Vazquez, 1996-97..... 8
- Jacoby Ellsbury, 2003-05..... 8
- Shea McFeely, 2004-06..... 8
- Cole Gillespie, 2004-06..... 8
- Darwin Barney, 2005-07..... 8



Todd Thomas

Home runs

- Joe Gerber, 1997-2000..... 34
- Andy Jarvis, 2000-03..... 34
- Al Hunsinger, 1980-81..... 28
- Bob McNair, 1978-80..... 27
- Jim Wilson, 1980-82..... 27
- Matt Bailie, 1995-98..... 25
- Brian Barden, 2000-02..... 25
- Mitch Canham, 2004-07..... 25
- Seth Pietsch, 2001-03..... 22
- Steve Smith, 1981-83..... 21
- David Schmidt, 1994-96..... 21
- Ben Bertrand, 1996-98..... 21
- Troy Schader, 1997-99..... 21

Runs batted in

- Andy Jarvis, 2000-03..... 173
- Joe Gerber, 1997-2000..... 169
- Brian Barden, 2000-02..... 154
- Mitch Canham, 2004-07..... 152
- Matt Bailie, 1995-98..... 144
- Darwin Barney, 2005-07..... 136
- Ken Bowen, 1984-87..... 131
- Bob McNair, 1978-80..... 130
- Shea McFeely, 2004-06..... 130
- Ryan Lipe, 1995-98..... 126

Walks

- Ken Bowen, 1984-87..... 120
- Mickey Riley, 1980-83..... 118
- Rich Dodge, 1974-77..... 111
- Shea McFeely, 2004-06..... 107
- Matt Bailie, 1995-98..... 106
- Dave Backen, 1978-81..... 103
- Joe Gerber, 1997-2000..... 102
- Steve Lyons, 1979-81..... 101
- Todd Thomas, 1980-83..... 101
- Bob Beall, 1968-70..... 99
- Darwin Barney, 2005-07..... 99

Total bases

- Andy Jarvis, 2000-03..... 382
- Brian Barden, 2000-02..... 355
- Joe Gerber, 1997-2000..... 347
- Jacoby Ellsbury, 2003-05..... 337
- Chris Biles, 2000-03..... 318
- Mitch Canham, 2004-07..... 316
- Darwin Barney, 2005-07..... 311
- Ken Bowen, 1984-87..... 303
- Shea McFeely, 2004-06..... 292
- Bob McNair, 1978-80..... 285

Slugging percentage

(minimum 260 at-bats)

- Jim Wilson, 1980-82..... 640
- Al Hunsinger, 1980-81..... 639
- Ben Bertrand, 1996-98..... 631
- Joe Gerber, 1997-2000..... 625
- Cole Gillespie, 2004-06..... 579
- A.J. Marquardt, 1993-94..... 578
- Chris Wakeland, 1995-96..... 569
- Chris Biles, 2000-03..... 564
- Mike Leone, 1996-97..... 555
- Brian Barden, 2000-02..... 555

Stolen bases

- Todd Thomas, 1980-83..... 62
- Jacoby Ellsbury, 2003-05..... 60
- Jeff Doyle, 1975-77..... 54
- Steve Lyons, 1979-81..... 46
- Kim Bradshaw, 1957-59..... 44
- Steve Smith, 1981-83..... 41
- Rich Dodge, 1974-77..... 40
- R.A. Neitzel, 1988-90..... 39
- Tyler Graham, 2003-06..... 39
- Bryan Ganter, 1984-87..... 36
- Darwin Barney, 2005-07..... 36

Wins

- Ken Noble, 1975-78..... 30 (30-17)
- Mike Gorman, 1979-82... 28 (28-16)
- John Sipple, 1984-86..... 28 (28-13)
- Jeff Post, 1989-92..... 28 (28-14)
- Dallas Buck, 2004-06..... 28 (28-10)
- Cecil Ira, 1961-63..... 27 (27-9)
- Jonah Nickerson, 2004-06.26 (26-9)
- Scott Anderson, 81-84... 25 (25-17)
- Sam Gavigli, 2009-11... 25 (25-8)
- Andrew Checketts, 96-98.24 (24-7)
- Mike Stutes, 2006-08..... 24 (24-13)

Winning percentage

(minimum 10 wins)

- Daniel Turpen, 2005-07... .933 (14-1)
- Leon Criner, 1959-61..... .917 (11-1)
- Andrew Checketts, 1996-98 .774 (24-7)
- Mike Thurman, '91-94... .773 (17-5)
- Jeff Reece, 1981-83..... .769 (20-6)
- Kyle Dunning, '80-81..... .769 (10-3)
- Sam Gaviglio, 2009-11... .757 (25-8)
- Cecil Ira, 1961-63..... .750 (27-9)
- Jake Postlewait, 2001-04... .750 (18-6)
- Bill Oerding, '59-61..... .750 (12-4)
- John Collins, '80-81..... .750 (12-4)

Saves

- Kevin Gunderson, 2004-06..... 37
- Kevin Rhoderick, 2008-10..... 25
- Jared Sanders, 2002-04..... 12
- Eddie Kunz, 2005-07..... 12
- Tony Bryant, 2010-11..... 12
- Mike Boire, 1996-98..... 11
- Jim Grove, 1979-82..... 9
- Dallas Buck, 2004-06..... 7
- Dave Schoppe, 1989-91..... 6
- Ron Daulton, 1984-86..... 5
- Tim Lambert, 1985-88..... 5
- Stephen Copeland, 2000-03..... 5
- Nate Fogle, 2005..... 5

Earned run average

(minimum 120 innings pitched)

- Cecil Ira, 1961-63..... 1.79
- Steve Clark, 1962-64..... 1.92
- Ken Forsch, 1967-68..... 2.12
- Scott Anderson, 1981-84..... 2.15
- Pat Barry, 1975-78..... 2.53
- Bill Oerding, 1959-61..... 2.58
- Mark Niles, 1979-80..... 2.59
- Bailey Brem, 1952-54..... 2.61
- Denny Straub, 1961-64..... 2.66
- Denny Tower, 1966-68..... 2.66

Strikeouts

- Jonah Nickerson, 2004-06..... 299
- Mike Stutes, 2006-08..... 287
- Dallas Buck, 2004-06..... 272
- Mason Smith, 1991-94..... 267
- John Sipple, 1984-88..... 263
- Scott Anderson, 1981-84..... 258
- Scott Christman, 1991-93..... 249
- Mike Gorman, 1979-82..... 237
- Cecil Ira, 1961-63..... 227
- Sam Gaviglio, 2009-11..... 216

Innings pitched


- Ken Noble, 1975-78..... 348.2
- Mike Gorman, 1979-82..... 337.2
- Mason Smith, 1991-94..... 330.2
- Dallas Buck, 2004-06..... 326.2
- Scott Anderson, 1981-84..... 325.2
- Jeff Otis, 1986-90..... 306.0
- Mike Stutes, 2006-08..... 302.0
- Jonah Nickerson, 2004-06..... 292.2
- Jeff Post, 1989-92..... 286.0
- Cecil Ira, 1961-63..... 281.0

Complete games

- Cecil Ira, 1961-63..... 28
- Mason Smith, 1991-94..... 22
- Norb Wellman, 1952-54..... 21
- Scott Anderson, 1981-84..... 19
- Ken Noble, 1975-78..... 18
- John Sipple, 1984-88..... 18
- Mike Gorman, 1979-82..... 17
- Gail Meier, 1973-76..... 16
- Scott Nicholson, 2000-01..... 15
- Jeff Otis, 1986-89..... 14
- Scott Christman, 1991-93..... 14

Shutouts

- Cecil Ira, 1961-63..... 10
- John Sipple, 1984-88..... 7
- Jeff Post, 1989-92..... 5
- Ken Noble, 1975-78..... 4
- Scott Christman, 1991-93..... 4
- Mason Smith, 1991-94..... 4
- Bill Oerding, 1959-61..... 3
- Jeff Otis, 1986-89..... 3
- Mike Thurman, 1992-94..... 3
- Scott Nicholson, 2000-01..... 3
- Sam Gaviglio, 2009-11..... 3



Scott Anderson

Updated Single-Season Leaders

Batting average
(minimum 120 at-bats)

1. Randy Duke, 1987423
2. Dwane Helbig, 1952411
3. Jacoby Ellsbury, 2005406
4. Dan Cunningham, 1971405
5. Ken Bowen, 1987404
6. Jason Stranberg, 1997397
7. Chris Biles, 2001395
8. Curtis Davis, 2001390
9. Andy Jenkins, 2005388
10. Joe Gerber, 1999387

At-bats

1. Darwin Barney, 2007278
2. Darwin Barney, 2006261
3. Shea McFeely, 2006260
4. Mike Lissman, 2007246
5. Jacoby Ellsbury, 2005244
6. Brian Barden, 2002232
7. Mitch Canham, 2007227
8. Aaron Mathews, 2004227
9. Brian Barden, 2001226
10. Darwin Barney, 2005226
11. Seth Pietsch, 2003224

Hits

1. Jacoby Ellsbury, 200599
2. Cole Gillespie, 200687
3. Darwin Barney, 200686
4. Darwin Barney, 200784
5. Brian Barden, 200183
6. Brian Barden, 200281
7. Andy Jenkins, 200581
8. Mike Lissman, 200778
9. Josh Carter, 200178
10. Seth Pietsch, 200378
11. Bill Rowe, 200678

Runs

1. Cole Gillespie, 200683
2. Jason Stranberg, 199767
3. Chris Hopkins, 200757
4. Jacoby Ellsbury, 200356
5. Jacoby Ellsbury, 200456
6. Jacoby Ellsbury, 200556
7. Ryan Ortiz, 200955
8. Dave Brundage, 198655
9. Darwin Barney, 200753
10. Darwin Barney, 200653

Doubles

1. Cole Gillespie, 200625
2. Seth Pietsch, 200224
3. Tony Calderon, 200324
4. Chris Biles, 200323
5. Bill Rowe, 200622
6. Darwin Barney, 200720
7. A.J. Marquardt, 199319
8. Joe Gerber, 200019
9. Jacoby Ellsbury, 200519
10. Stefen Romero, 200918
11. Jeff Brauning, 198918
12. Troy Schader, 199918
13. Josh Carter, 200118

Triples

1. Abino Vazquez, 19977
2. Jeff Doyle, 19776
3. Todd Thomas, 19836
4. Seth Pietsch, 20026
5. Aaron Mathews, 20046
6. Shea McFeely, 20066
7. Twink Pederson, 19565
8. Lute Barnes, 19685
9. Dave Backen, 19805
10. David Anderson, 19925
11. Mitch Canham, 20065
12. Cole Gillespie, 20065



Scott Christman

Home runs

1. Jim Wilson, 198221
2. Al Hunsinger, 198115
3. Bob McNair, 198014
4. Al Hunsinger, 198013
5. Joe Gerber, 199913
6. Cole Gillespie, 200613
7. Stefen Romero, 201013
8. Steve Smith, 198312
9. David Schmidt, 199612
10. Andy Jarvis, 200112
11. Seth Pietsch, 200312

Runs batted in

1. Joe Gerber, 200067
2. Jim Wilson, 198262
3. Rob Colley, 199862
4. Mike Lissman, 200761
5. Mitch Canham, 200759
6. Bob McNair, 198059
7. Joe Gerber, 199957
8. Cole Gillespie, 200657
9. Darwin Barney, 200756
10. Andy Jenkins, 200556
11. Bill Rowe, 200656

Walks

1. Rich Dodge, 197748
2. Ben Johnson, 198947
3. Cole Gillespie, 200646
4. Jeff Doyle, 197645
5. Darwin Barney, 200643
6. Lance Rice, 198842
7. John Wallace, 200941
8. Ben Bertrand, 199841
9. Adalberto Santos, 200940
10. Ken Bowen, 198640
11. Dave Brundage, 198640
12. Troy Haugen, 198940
13. Joe Gerber, 200040
14. Shea McFeely, 200440

Total bases

1. Cole Gillespie, 2006163
2. Jacoby Ellsbury, 2005142
3. Seth Pietsch, 2003133
4. Joe Gerber, 1999128
5. Jim Wilson, 1982126
6. Bill Rowe, 2006126
7. Adalberto Santos, 2010126
8. Brian Barden, 2002125
9. Bob McNair, 1980124
10. Darwin Barney, 2007123
11. Seth Pietsch, 2002123
12. Aaron Mathews, 2004123

Slugging percentage
(minimum 120 at-bats)

1. Jim Wilson, 1982829
2. Al Hunsinger, 1981717
3. Joe Gerber, 1998713
4. Cole Gillespie, 2006685
5. Joe Gerber, 1999670
6. Ken Bowen, 1987667
7. Bob McNair, 1980660
8. Ben Bertrand, 1997647
9. Chris Wakeland, 1996643
10. Chris Newman, 1983628

Stolen bases

1. Dave Brundage, 198629
2. Jeff Brauning, 198928
3. Kim Bradshaw, 195726
4. Jeff Doyle, 197726
5. Jacoby Ellsbury, 200526
6. Steve Lyons, 198025
7. Jeff Doyle, 197624
8. Scott Hardin, 199423
9. Todd Thomas, 198321
10. Tyler Graham, 200521

Wins

1. Scott Christman, 199314 (14-1)
2. Dallas Buck, 200613 (13-4)
3. Jonah Nickerson, 200613 (13-3)
4. Sam Gaviglio, 201112 (12-3)
5. Mike Stutes, 200712 (12-4)
6. Dallas Buck, 200512 (12-1)
7. Cecil Ira, 196211 (11-3)
8. Jeff Reece, 198311 (11-3)
9. Mason Smith, 199411 (11-3)
10. Andrew Checketts, 199811 (11-1)
11. Scott Nicholson, 200111 (11-2)
12. Jake Postlewait, 200411 (11-3)
13. Anton Maxwell, 200511 (11-1)

Winning percentage
(minimum 4 wins)

1. Mark Newell, 19971.000 (8-0)
2. Bill Oerding, 19601.000 (7-0)
3. Jerry Johnson, 19701.000 (7-0)
4. Steve Clark, 19641.000 (6-0)
5. Jason Bronson, 19971.000 (6-0)
6. Tom Hobbs, 19641.000 (5-0)
7. Many players1.000 (4-0)

Saves

1. Kevin Gunderson, 200620
2. Kevin Gunderson, 200514
3. Eddie Kunz, 200712
4. Kevin Rhoderick, 200812
5. Tony Bryant, 201112
6. Kevin Rhoderick, 20099
7. Jared Sanders, 20029
8. Mike Boire, 19978
9. Dallas Buck, 20046
10. Jim Grove, 19825
11. Stephen Copeland, 20015
12. Nate Fogle, 20055

Earned run average
(minimum 40 innings pitched)

1. Bill Oerding, 19601.07
2. Cecil Ira, 19621.23
3. Ken Noble, 19761.26
4. Steve Clark, 19641.46
5. Tony Bryant, 20111.52
6. Jack Humphrey, 19671.53
7. Matt Boyd, 20111.57
8. Scott Anderson, 19841.66
9. Lou Tanselli, 19791.75
10. John Sipple, 19881.82
11. Denny Tower, 19671.82

Strikeouts

1. Jonah Nickerson, 2006131
2. Mike Stutes, 2007129
3. Ken Forsch, 1968121
4. Scott Christman, 1993119
5. Dallas Buck, 2005118
6. Sam Gaviglio, 2011116
7. Mason Smith, 1994115
8. Jonah Nickerson, 2005114
9. Chris Pine, 1998104
10. Jeff Reece, 1983100

Innings pitched

1. Jonah Nickerson, 2006136.2
2. Mike Stutes, 2007132.2
3. Scott Nicholson, 2001130.2
4. Joe Paterson, 2007129.2
5. Dallas Buck, 2005129.0
6. Dallas Buck, 2006128.1
7. Thad Johnson, 2001122.2
8. Mason Smith, 1994120.2
9. Sam Gaviglio, 2011120.2
10. Cecil Ira, 1962116.2

Complete games

1. Cecil Ira, 196212
2. Scott Anderson, 198411
3. Cecil Ira, 196311
4. Mason Smith, 199410
5. Mike Thurman, 199410
6. Scott Nicholson, 200110
7. Scott Christman, 19939
8. Ken Noble, 19769
9. Rod Scheckla, 19889
10. Norb Wellman, 19538
11. Steve Clark, 19648

Shutouts

1. Cecil Ira, 19635
2. John Sipple, 19884
3. Scott Christman, 19934
4. Bill Oerding, 19603
5. Cecil Ira, 19623
6. Ken Noble, 19763
7. Jeff Otis, 19873
8. Scott Nicholson, 20013
9. Many players2

2011 NCAA Postseason - OSU Championship History

The 2011 NCAA Postseason will feature, as always, the nation's top 64 teams. Sixteen four-team regionals will be held June 3-6, followed by eight Super Regionals, featuring the top 16 teams remaining who advanced past the regionals. The 2010 College World Series will be played June 18-29 at TD Ameritrade Park Omaha.

The Pacific-10 Conference holds the record with 26 World Series titles, followed by the Big 12 Conference at 10 and the Big Ten at six. A Pac-10 team has finished as national champions or runner-up in six of the last 11 years. At least one Pac-10 player has been named to the All-College World Series team since 1997.

In 2006 and 2007, the Pac-10 had 11 players named to the All-CWS Team, and each one was an Oregon State Beaver. In 2006, Jonah Nickerson was named the Most Outstanding Player after the Beavers captured their first national title. In 2007, Jorge Reyes claimed the honor as OSU won its second straight title.

Oregon State is one of just five schools nationally to win back-to-back national titles, and one of three from the Pac-10. USC won five straight titles from 1970-74. Stanford won two straight from 1987-88, followed nearly 20 years later by the Beavers. Texas won consecutive titles from 1949-1950 and LSU became the fourth club to accomplish the feat, doing so in 1996 and 1997.



2011 NCAA Postseason Schedule

June 3-6: NCAA Regionals (campus sites)

June 10-13: NCAA Super Regionals (campus sites)

June 18-29: NCAA College World Series (TD Ameritrade Park Omaha)

Note: Campus sites for the NCAA Regionals will be announced the day prior to the NCAA selection process. Super Regional sites will be announced the day after the regionals' completion.

Active Oregon State Players In The Postseason

Batters

Player	AVG	G/GS	AB	R	H	RBI	2B	3B	HR	BB	SO	SB-ATT	SLG	OBA
Hayes, Danny	.454	6/3	11	3	5	3	1	0	1	3	1	0-0	.818	.571
Rodriguez, Jake	.438	5/5	16	0	7	2	0	0	0	1	0	0-1	.438	.438
Berberet, Parker	.429	6/4	14	2	6	4	2	0	1	2	3	0-0	.785	.500
Stamps, Brian	.388	5/5	18	4	7	1	1	0	1	2	2	0-2	.611	.450
Smith, Tyler	.385	7/3	13	2	5	3	0	0	1	0	3	0-0	.615	.385
Bell, Carter	.363	10/9	33	6	12	5	4	0	1	0	11	0-0	.575	.363
Jones, Dylan	.300	3/2	10	3	3	1	1	0	0	1	1	0-0	.400	.363
Nash, Garrett	.250	5/3	12	2	4	3	0	0	2	0	3	0-1	.833	.250
Barnes, Ryan	.238	5/5	21	4	5	3	1	1	0	1	0	1-1	.380	.272
Keyes, Kavin	.200	5/5	20	1	4	1	1	0	0	3	3	0-0	.250	.304
Miller, Michael	.200	11/4	20	3	4	1	1	0	0	0	5	0-0	.250	.200
Norris, Jared	.181	11/6	22	2	4	6	2	0	0	4	4	0-0	.272	.307
Susac, Andrew	.172	8/8	29	4	5	2	1	1	0	4	7	0-0	.275	.272
Dunn, Ryan	.125	5/5	16	2	2	0	1	0	0	2	1	0-0	.188	.222
Gordon, Max	.000	2/1	0	0	0	0	0	0	0	0	0	0-0	.000	.000
Boyd, Matt	.000	2/0	2	0	0	0	0	0	0	0	1	0-0	.000	.000
Totals	.280	96/68	257	38	72	35	16	2	7	22	46	1-5	.440	.337

Pitchers

Player	ERA	W-L	SV	G/GS	CG	SH	IP	H	R	ER	BB	SO	AVG	HR
Bryant, Tony	0.00	0-0	2	2/0	0	0	2.0	1	0	0	1	1	.143	0
Duke, Adam	0.00	1-0	0	2/0	0	0	2.1	1	0	0	2	1	.125	0
Boyd, Matt	1.68	0-0	0	3/0	0	0	5.1	6	3	1	0	2	.315	2
Wetzler, Ben	4.50	0-0	0	1/1	0	0	4.0	5	2	2	1	5	.294	1
Booser, Cam	4.50	0-0	0	1/0	0	0	2.0	1	1	1	2	1	.142	1
Osich, Josh	4.50	0-0	0	3/1	0	0	4.0	2	2	2	7	4	.167	0
Gaviglio, Sam	7.94	2-2	0	4/4	1	0	22.2	29	20	20	13	21	.322	4
Schultz, Scott	8.21	0-1	0	3/0	0	0	7.2	7	7	7	6	10	.259	0
Nygren, James	9.90	0-0	0	4/1	0	0	10.0	14	11	11	1	5	.341	0
Gorton, Ryan	20.25	0-0	0	3/0	0	0	2.1	8	5	5	1	0	.571	2
Totals	7.07	3-3	2	25/7	1	0	62.1	74	51	49	34	50	.306	10

Oregon State In The Postseason

All-Time Record: 38-24 (.619)

NCAA Regional Record: 21-15 (.583)

NCAA Super Regional Record: 6-3 (.667)

NCAA CWS Record: 11-6 (.647)

NCAA Appearances (11): 1952, 1962, 1963, 1983, 1985, 1986, 2005, 2006, 2007, 2009, 2010, 2011

Super Regional Appearances (3): 2005, 2006, 2007

College World Series Appearances (4): 1952, 2005, 2006, 2007

Head Coaches And The Postseason

Coach	Overall	Reg.	Super	CWS
Ralph Coleman	3-6	3-4	0-0	0-2
Jack Riley	2-6	2-6	0-0	0-0
Pat Casey	33-12	16-5	6-3	11-4

Postseason Superlatives

Most Runs: 19, vs. St. John's (6/5/05)

Most Runs Allowed: 17, vs. Stanford (5/24/85)

Fewest Runs: 0, vs. Stanford (5/27/83)

Fewest Runs Allowed: 0, 5 times

Win Streak: 10 games (6/4-6/24/07)

Most Wins (Pitcher): 5; Stutes, Nickerson

Largest Attendance (Reg.): 4,600 (6/7/52)

Largest Attendance (Super): 3,387 (6/11/11)

Largest Attendance (CWS): 30,335 (6/21/06)

All-Time Versus Opponents

Opponent	Overall	Reg.	Super	CWS
Arizona State	1-0	0-0	0-0	1-0
Arkansas	1-1	1-1	0-0	0-0
Baylor	0-1	0-0	0-0	0-1
Cal-State Fullerton	1-0	0-0	0-0	1-0
Creighton	1-0	1-0	0-0	0-0
Duke	0-1	0-0	0-0	0-1
Florida	0-1	0-1	0-0	0-0
Florida Atlantic	1-1	1-1	0-0	0-0
Fresno State	2-0	2-0	0-0	0-0
Georgia	2-0	1-0	0-0	1-0
Hawaii	1-0	1-0	0-0	0-0
Kansas	1-0	1-0	0-0	0-0
Miami (Fla.)	1-1	0-0	0-0	1-1
Michigan	2-0	0-0	2-0	0-0
North Carolina	4-1	0-0	0-0	4-1
Ohio State	1-0	1-0	0-0	0-0
Pepperdine	0-1	0-1	0-0	0-0
Rice	2-0	0-0	0-0	2-0
Richmond	1-0	1-0	0-0	0-0
Rutgers	2-0	2-0	0-0	0-0
Santa Clara	0-2	0-2	0-0	0-0
Stanford	2-3	0-3	2-0	0-0
St. John's	2-0	2-0	0-0	0-0
TCU	0-2	0-2	0-0	0-0
Texas	0-1	0-0	0-0	0-1
Texas A&M	2-0	2-0	0-0	0-0
Tulane	0-1	0-0	0-0	0-1
UALR	1-0	1-0	0-0	0-0
UC-Irvine	1-0	0-0	0-0	1-0
UC-Santa Barbara	0-1	0-1	0-0	0-0
USC	3-3	1-2	2-1	0-0
Vanderbilt	0-2	0-0	0-2	0-0
Virginia	2-1	2-1	0-0	0-0
Wright State	1-0	1-0	0-0	0-0

Oregon State In The Postseason: Game-By-Game

1952

Western Regional - Corvallis, Ore.

Date	Result	Opponent	WP	LP	Att.
6/6/52	W, 2-1	Fresno State	White	Bolger	3,200
6/7/52	W, 8-4	Fresno State	Wellman	Bishop	4,600

College World Series - Omaha, Neb.

Date	Result	Opponent	WP	LP	Att.
6/12/52	L, 7-18	Duke	Lewis	Goedhard	
6/13/52	L, 1-10	Texas	Robertson	Wellman	

1962

Western Regional - Santa Clara, Calif.

Date	Result	Opponent	WP	LP	Att.
	L, 1-8	Santa Clara			
	L, 5-7	Santa Clara			

1963

Western Regional - Corvallis, Ore.

Date	Result	Opponent	WP	LP	Att.
	L, 5-6	USC			
	W, 8-6	USC			
	L, 5-7	USC			

1983

Western Regional - Stanford, Calif.

Date	Result	Opponent	WP	LP	Att.
5/27/83	L, 0-14	Stanford	Myers	Reece	2,350
5/28/83	L, 3-7	UC-Santa Barbara	Fulmer	Anderson	450

1985

Western Regional - Stanford, Calif.

Date	Result	Opponent	WP	LP	Att.
5/24/85	L, 3-17	Stanford	Ballard	Sipple	2,600
5/25/85	L, 1-6	Pepperdine	Dubar	Brundage	300

1986

Midwest Regional - Stillwater, Okla.

Date	Result	Opponent	WP	LP	Att.
5/22/86	L, 3-4	Arkansas	Peters	Brundage	1,400
5/23/86	W, 7-1	Richmond	Sipple	Richardson	1,332
5/24/86	W, 1-0	Arkansas	Hulstrom	Parker	1,307
5/24/86	L, 7-10	Stanford	Wassenaar	Lambert	1,516

All-Regional Team: David Brundage, OF

2005

Corvallis Regional - Corvallis, Ore.

Date	Result	Opponent	WP	LP	Att.
6/3/05	W, 4-3	Ohio State	Gunderson	Meister	2,612
6/4/05	W, 11-1	St. John's	Nickerson	Wladyka	2,609
6/5/05	W, 19-3	St. John's	Maxwell	Smith	2,532

All-Regional Team: Mitch Canham (Most Outstanding Player), C; Jonah Nickerson, RHP; Andy Jenkins, 1B; Shea McFeely, 3B; Tyler Graham, OF; Jacoby Ellsbury, OF; Cole Gillespie, OF

Corvallis Super Regional - Corvallis, Ore.

Date	Result	Opponent	WP	LP	Att.
6/11/05	W, 10-4	USC	Buck	Kennedy	3,059
6/12/05	L, 8-9	USC	Koss	Gunderson	3,068
6/13/05	W, 10-8	USC	Kunz	Schlack	2,752

College World Series - Omaha, Neb.

Date	Result	Opponent	WP	LP	Att.
6/18/05	L, 1-3	Tulane	Owings	Nickerson	20,345
6/20/05	L, 3-4	Baylor	Mandel	Gunderson	13,000

2006

Corvallis Regional - Corvallis, Ore.

Date	Result	Opponent	WP	LP	Att.
6/2/06	W, 5-3	Wright State	Kunz	Smith	2,587
6/3/06	W, 11-3	Kansas	Nickerson	Land	2,957
6/4/06	W, 12-3	Hawaii	Stutes	Daly	2,783

All-Regional Team: Chris Kunda (Most Outstanding Player), 2B; Jonah Nickerson, RHP; Darwin Barney, SS; Cole Gillespie, OF; Tyler Graham, OF

Corvallis Super Regional - Corvallis, Ore.

Date	Result	Opponent	WP	LP	Att.
6/10/06	W, 4-3	Stanford	Buck	Reynolds	3,173
6/11/06	W, 15-0	Stanford	Nickerson	Gallagher	3,194

College World Series - Omaha, Neb.

Date	Result	Opponent	WP	LP	Att.
6/17/06	L, 1-11	Miami	Maine	Buck	25,417
6/19/06	W, 5-3	Georgia	Nickerson	Westphal	17,135
6/20/06	W, 8-1	Miami	Stutes	Gutierrez	26,241
6/21/06	W, 5-0	Rice	Turpen	Crow	30,335
6/22/06	W, 2-0	Rice	Nickerson	Degerman	19,161
6/24/06	L, 3-4	North Carolina	Hovis	Paterson	26,808
6/25/06	W, 11-7	North Carolina	Gunderson	Danford	25,046
6/26/06	W, 3-2	North Carolina	Buck	Bard	18,565

All-CWS Team: Jonah Nickerson (Most Outstanding Player), RHP; Bill Rowe, 1B; Shea McFeely, 3B; Cole Gillespie, OF; Kevin Gunderson, LHP

2007

Charlottesville Regional - Charlottesville, Va.

Date	Result	Opponent	WP	LP	Att.
6/1/07	W, 5-1	Rutgers	Paterson	Healing	2,097
6/2/07	L, 4-7	Virginia	Lambert	Kunz	3,212
6/4/07	W, 5-2	Rutgers	Reyes	Giannini	1,984
6/4/07	W, 5-3	Virginia	Paterson	Schwimer	3,212
6/5/07	W, 7-3	Virginia	Kunz	Lambert	2,389

All-Regional Team: Joe Paterson (Most Outstanding Player), LHP; Jordan Lennerton, 1B; Joey Wong, 2B; Darwin Barney, SS; Lonnie Lechelt, 3B; Chris Hopkins, OF

Corvallis Super Regional - Corvallis, Ore.

Date	Result	Opponent	WP	LP	Att.
6/10/07	W, 1-0	Michigan	Paterson	Putnam	3,284
6/11/07	W, 8-2	Michigan	Stutes	Wilson	3,178

College World Series - Omaha, Neb.

Date	Result	Opponent	WP	LP	Att.
6/16/07	W, 3-2	CS-Fullerton	Reyes	Roemer	26,559
6/18/07	W, 12-6	Arizona State	Stutes	Flores	21,692
6/20/07	W, 7-1	UC-Irvine	Turpen	Bergman	29,921
6/23/07	W, 11-4	North Carolina	Reyes	White	26,887
6/24/07	W, 9-3	North Carolina	Stutes	Putkonen	25,012

All-CWS Team: Jorge Reyes (Most Outstanding Player), RHP; Darwin Barney, SS; Mitch Canham, C; Mike Lissman, DH; Scott Santschi, OF; Joey Wong, 2B

2009

Fort Worth Regional - Fort Worth, Texas

Date	Result	Opponent	WP	LP	Att.
5/29/09	W, 9-8	Texas A&M	Gaviglio	Raley	2,822
5/30/09	L, 1-13	TCU	Winkler	Waldron	3,269
5/31/09	W, 13-5	Texas A&M	Reyes	Ehlert	2,496
5/31/09	L, 4-5	TCU	Marshall	Rhoderick	3,191

All-Regional Team: Koa Kahalehoe, OF; Ryan Ortiz, C; Jorge Reyes, RHP; John Tommasini, 2B

Oregon State In The Postseason: Game-By-Game

2010

Gainesville Regional • Gainesville, Fla.

Date	Result	Opponent	WP	LP	Att.
6/4/10	W, 6-4	Florida Atlantic	Peavey	Gipson	1,117
6/5/10	L, 2-10	Florida	Panteliodis	Gaviglio	2,991
6/6/10	L, 7-11	Florida Atlantic	Adams	Waldron	1,340

All-Regional Team: Adalberto Santos, OF

2011

Corvallis Regional • Corvallis, Ore.

Date	Result	Opponent	WP	LP	Att.
6/3/11	W, 7-4	UALR	Schultz	Graziano	2,858
6/4/11	W, 5-1	Creighton	Gaviglio	Blach	3,103
6/5/11	W, 6-4	Georgia	Duke	Swegman	3,032

All-Regional Team: Sam Gaviglio (Most Outstanding Player), RHP;
Andrew Susac, C; Parker Berberet, 1B; Carter Bell, 3B; Ryan Barnes, OF;
Brian Stamps, OF; Garrett Nash, OF

Nashville Super Regional • Nashville, Tenn.

Date	Result	Opponent	WP	LP	Att.
6/10/11	L, 1-11	Vanderbilt	Gray	Gaviglio	3,349
6/11/11	L, 3-9	Vanderbilt	Clinard	Schultz	3,387

Oregon State Postseason Superlatives *

Career Leaders

Minimum 25 at bats, 10 Innings Pitched

Offense

Batting Average	.459, Andy Jenkins (2005)
Games Played	33, Darwin Barney (2005-07) 33, Mitch Canham (2005-07)
Games Started	33, Darwin Barney (2005-07)
At Bats	135, Darwin Barney (2005-07)
Runs Scored	33, Darwin Barney (2005-07)
Hits	40, Darwin Barney (2005-07)
Runs Batted In	26, Mitch Canham (2005-07)
Doubles	7, Mitch Canham (2005-07)
Triples	2, Andy Jenkins (2005) 2, John Wallace (2005-06) 2, Cole Gillespie (2005-06)
Home Runs	4, Jordan Lennerton (2007)
Walks	19, Darwin Barney (2005-07)
Strikeouts	28, Mitch Canham (2005-07)
Stolen Bases	8, Tyler Graham (2005-06)

Pitching

Earned Run Average	1.21, Joe Paterson (2006-07)
Wins	5, Jonah Nickerson (2005-06) 5, Mike Stutes (2006-07)
Winning Percentage	1.000, Mike Stutes (2006-07)
Saves	6, Kevin Gunderson (2005-06)
Games Pitched	16, Eddie Kunz (2006-07)
Games Started	8, Jonah Nickerson (2005-06) 8, Mike Stutes (2006-07)
Innings Pitched	58.0, Jonah Nickerson (2005-06)
Hits Allowed	49, Dallas Buck (2005-06)
Runs Allowed	26, Dallas Buck (2005-06)
Earned Runs Allowed	23, Dallas Buck (2005-06) 23, Mike Stutes (2006-07)
Walks Allowed	24, Dallas Buck (2005-06)
Strikeouts	52, Jonah Nickerson (2005-06)

Individual Postseason Leaders

Minimum 15 at bats, 5 Innings Pitched

Offense

Batting Average	.529 (9-17), Koa Kahalehoe (2009)
Games Played	13, seven players (2006)
Games Started	13, seven players (2006)
At Bats	54, Darwin Barney (2006)
Runs Scored	15, Bill Rowe (2006)
Hits	20, Tyler Graham (2006)
Runs Batted In	18, Bill Rowe (2006)
Doubles	5, Cole Gillespie (2006)
Triples	2, three times (2005, 2006, 2007)
Home Runs	4, Jordan Lennerton (2007)
Walks	10, Mike Lissman (2007)
Strikeouts	17, Lonnie Lechelt (2007)
Stolen Bases	6, Tyler Graham (2006)

Pitching

Earned Run Average	0.87, Daniel Turpen (2006)
Wins	4, Jonah Nickerson (2006)
Saves	5, Kevin Gunderson (2006)
Games Pitched	9, Joe Paterson (2007)
Games Started	5, Mike Stutes (2007), Jonah Nickerson (2006)
Innings Pitched	36.2, Jonah Nickerson (2006)
Hits Allowed	31, Dallas Buck (2006)
Runs Allowed	16, Dallas Buck (2006)
Earned Runs Allowed	16, Dallas Buck (2006)
Walks Allowed	17, Mike Stutes (2007)
Strikeouts	34, Jonah Nickerson (2006)

Team Game Superlatives

Offense

At Bats	46, vs. Virginia (6/2/07)
Runs Scored	19, vs. St. John's (6/5/05)
Hits	22, vs. St. John's (6/5/05)
Runs Batted In	19, vs. St. John's (6/5/05)
Doubles	5, vs. Kansas (6/3/06)
Triples	2, vs. Miami (6/17/06)
Home Runs	3, vs. USC (6/12/05)
Total Bases	33, vs. St. John's (6/5/05)
Walks	10, vs. Michigan (6/11/07)
Strikeouts	12, three times, last vs. Florida (6/5/10)
Stolen Bases	4, two times, last vs. Michigan (6/11/07)

Pitching

Innings Pitched	13.0, vs. Virginia (6/2/07)
Runs Allowed	17, vs. Stanford (5/24/85)
Earned Runs Allowed	17, vs. Stanford (5/24/85)
Walks Allowed	9, two times, last vs. Miami (6/17/06)
Strikeouts	11, four times, last vs. Creighton (6/4/11)
Hits Allowed	18, vs. Stanford (5/24/85)

Fielding

Putouts	39, vs. Virginia (6/2/07)
Assists	19, two times, last vs. TCU (5/30/09)
Errors	4, five times, last vs. Rutgers (6/4/07)
Passed Balls	2, four times, last vs. Virginia (6/2/07)
Double Plays Turned	3, vs. TCU (5/30/09)

Individual Game Superlatives

Offense

At Bats	6, 13 times, last by Ryan Ortiz vs. Texas A&M (5/31/09)
Runs Scored	4, Bill Rowe vs. Stanford (6/11/06)
Hits	5, three times, last vs. Koa Kahalehoe vs. Texas A&M (5/31/09)
Runs Batted In	6, Bill Rowe vs. Hawai'i (6/4/06)
Doubles	3, two times, last by Cole Gillespie vs. Kansas (6/3/06)
Triples	1, 14 times
Home Runs	2, three times, last by Chris Kunda vs. Kansas (6/3/06)
Total Bases	11, Andy Jenkins vs. USC (6/13/05)
Walks	2, 36 times
Strikeouts	3, eight times
Stolen Bases	2, two times, last by A. Santos vs. Texas A&M (5/29/09)

Pitching

Innings Pitched	9.0, six times last by Sam Gaviglio vs. Creighton (6/4/11)
Runs Allowed	10, Sam Gaviglio vs. Vanderbilt (6/10/11)
Earned Runs Allowed	10, Sam Gaviglio vs. Vanderbilt (6/10/11)
Walks Allowed	7, two times last by Dave Brundage vs. Arkansas (5/22/86)
Strikeouts	11, Sam Gaviglio vs. Creighton (6/4/11)
Hits Allowed	10, two times, last by Jorge Reyes vs. Texas A&M (5/31/09)

Complete Games By Oregon State Pitchers

6/4/11	Sam Gaviglio vs. Creighton (win)
5/31/09	Jorge Reyes vs. Texas A&M (win)
6/4/05	Jonah Nickerson vs. St. John's (win)
5/24/86	Bryce Hulstrom vs. Arkansas (win)
5/22/86	Dave Brundage vs. Arkansas (loss)
5/25/85	Dave Brundage vs. Pepperdine (loss)
5/28/83	Scott Anderson vs. UC Santa Barbara (loss)

* Statistical records date back to 1983 postseason