

TABLE OF CONTENTS 1

MEDIA INFORMATION 2-7

 Communications Staff Info 2

 Future Schedules 2

 Media/Credential Information 3

 Television/Radio Info 4

 Beaver Sports Radio Network 5

 OSU Social Media 5

 Department Contact Info 6

 Quick Facts 7

 Pronunciation Guide 7

2019 ROSTERS 8-10

 Alphabetical Roster 8-9

 Numerical Roster 8-9

 Roster Breakdown 10

PLAYER PROFILES 11-61

THE COACHES 62-79

 Jonathan Smith 62-63

 Assistant Coaches 64-73

 Support Staff 74-79

2018 REVIEW 80-97

 Season Statistics 80-91

 Game Summaries 92-97

LETTERWINNERS LOST 98-107

RECORDS 108-136

 Yearly Leaders 108

 Individual Records 109-125

 Reser Stadium Records 126

 Team Records 127-130

 Opponent Records 131

 Bowl Records 132

 All-Time Coaching Records 135

 Attendance Records 136

YEAR-BY-YEAR RESULTS 137-150

 Composite Year-by-Year 137

SERIES RECORDS 151-156

 Composite Series Records 151

BOWL GAME HISTORY 157-172

PLAYER ACCOLADES 173-180

ALL-AMERICANS 181-188

TERRY BAKER SALUTE 189

BEAVERS IN THE PROS 190-196

LETTERWINNERS LIST 197-203

RESER STADIUM / FACILITIES 204-205

ADMINISTRATION 206-207

COMPOSITE PAC-12 SCHEDULE / STANDINGS 210

CREDITS: Content by Steve Fenk, Hank Hager and Jason Amberg.

Layout and design by Hank Hager.

Editing by Steve Fenk, Hank Hager and Jason Amberg.

Cover design by Keith Warner.

Printing by Lynx Group, Inc. in Salem, Ore.

Special thanks to Kip Carlson, Hal Cowan, Michelle Woodard, Cindy Arbelbide, Matt Derhalli, Jason Amberg, Caleb Hawley, Ryan McCall, Lauren Pullen, Nathan Sables, Derek Senger, Tucker Smith, Melody Stockwell and Melissa Sullivan.

Photo credits to Beth Buglione, Mark Hoffman, Karl Maasdam, Dave Nishitani, Scobel Wiggins, Scott Cassidy, Ethan Erickson, Rich Heins, Dennis Hubbard, Brian Kanof, Hannah O’Leary, Stoddard Reynolds, Barry Schwartz, Mike Shields, Steve Shields, Dennis Wolverton, OSU Athletics archives and many others. Special thanks to the Detroit Lions, Green Bay Packers, Los Angeles/St. Louis Rams, New Orleans Saints, Pittsburgh Steelers and Getty Images for the use of photos.



Scobel Wiggins

2019 SCHEDULE

Date	Day	Opponent	Time	Network	Location	Site	Conference
Aug. 30	Friday	Oklahoma State	7:30 p.m.	FS1	Corvallis, Ore.	Reser Stadium	Big 12
Sept. 7	Saturday	at Hawai'i	TBD	TBD	Honolulu, Hawai'i	Aloha Stadium	Mountain West
Sept. 14	Saturday	Cal Poly	1:15 p.m.	Pac-12 Networks	Corvallis, Ore.	Reser Stadium	Big Sky
Sept. 28	Saturday	Stanford	TBD	TBD	Corvallis, Ore.	Reser Stadium	Pac-12
Oct. 5	Saturday	at UCLA	TBD	TBD	Los Angeles, Calif.	Rose Bowl	Pac-12
Oct. 12	Saturday	Utah	TBD	TBD	Corvallis, Ore.	Reser Stadium	Pac-12
Oct. 19	Saturday	at California	TBD	TBD	Berkeley, Calif.	Memorial Stadium	Pac-12
Nov. 2	Saturday	at Arizona	TBD	TBD	Tucson, Ariz.	Arizona Stadium	Pac-12
Nov. 8	Friday	Washington	7:30 p.m.	FS1	Corvallis, Ore.	Reser Stadium	Pac-12
Nov. 16	Saturday	Arizona State	TBD	TBD	Corvallis, Ore.	Reser Stadium	Pac-12
Nov. 23	Saturday	at Washington State	TBD	TBD	Pullman, Wash.	Martin Stadium	Pac-12
Nov. 30	Saturday	at Oregon	TBD	TBD	Eugene, Ore.	Autzen Stadium	Pac-12

All Times Pacific
Home Games in **BOLD**



ATHLETIC COMMUNICATIONS STAFF



STEVE FENK
Associate Athletic
Director /
Communications



JASON AMBERG
Assistant Director
of Communications



TREVOR CRAMER
Assistant Director
of Communications



HANK HAGER
Assistant Director
of Communications



SHAWN SCHOEFFLER
Assistant Director
of Communications



JACK DODD
Communications
Assistant



VALERIE JOHNSON
Communications
Assistant

2019-20 STUDENT ASSISTANTS

Anna Hekker
Julia Johnson
Kalib LaChappelle
Jamie Penner
Max Pittman
Ben Rosenbaum
Kate Rourke
James Sutherland
Anthony Wusstig

ATHLETICS COMMUNICATIONS

CONTACT INFORMATION

ADDRESS Oregon State University
Athletics Communications Office
104 Gill Coliseum
Corvallis, OR 97331-4105
COMMUNICATIONS PHONE 541-737-3720
COMMUNICATIONS FAX 541-737-3072
RESER STADIUM PRESS BOX 541-737-2795
OFFICIAL WEBSITE www.osubeavers.com

ATHLETICS COMMUNICATIONS DIRECTOR

STEVE FENK, Associate Athletic Director
Football
Office: 541-737-7470
E-mail: steve.fenk@oregonstate.edu

ASSISTANT DIRECTORS

JASON AMBERG
Office: 541-737-7469
E-mail: jason.amberg@oregonstate.edu

TREVOR CRAMER
Office: 541-737-8429
E-mail: trevor.cramer@oregonstate.edu

HANK HAGER
Office: 541-737-7472
E-mail: hank.hager@oregonstate.edu

SHAWN SCHOEFFLER
Office: 541-737-8898
E-mail: shawn.schoeffler@oregonstate.edu

COMMUNICATIONS ASSISTANTS

JACK DODD
E-mail: TBA

VALERIE JOHNSON
E-mail: valerie.johnson@oregonstate.edu



collegepressbox.com is the official media website for Pac-12 football. The website is designed exclusively to serve the needs of the media that cover college football. Media can access and download weekly game notes, quotes, statistics, media guides, headshots, logos and more for the conference and each of its member schools. In addition, information and logos are available for most major football conferences and their member schools, as well as logo downloads and credential applications for each bowl game. Login information will be distributed to accredited media or you can apply for a password by sending an e-mail to password@collegepressbox.com.

OPPONENT MEDIA RELATIONS CONTACTS

GAME 1 — OKLAHOMA STATE
GAVIN LANG
(405) 744-3875
gavin.lang@okstate.edu
www.okstate.com

GAME 2 — HAWAII
DEREK INOUCHI
(808) 956-4478
inouchi@hawaii.edu
www.hawaiiathletics.com

GAME 3 — CAL POLY
ERIC BURDICK
(805) 756-6550
eburdick@calpoly.edu
www.gopoly.com

GAME 4 — STANFORD
SCOTT SWEGAN
(419) 575-9148
swegans@stanford.edu
www.gostanford.com

GAME 5 — UCLA
STEVE ROURKE
(310) 206-7870
srourke@athletics.ucla.edu
www.uclabruins.com

GAME 6 — UTAH
PAUL KIRK
(801) 581-3510
pkirk@huntsman.utah.edu
www.utahutes.com

GAME 7 — CALIFORNIA
KYLE McRAE
(510) 643-4723
mcrave@berkeley.edu
www.calbears.com

GAME 8 — ARIZONA
DANIEL BERK
(520) 621-1814
dberk@email.arizona.edu
www.arizonawildcats.com

GAME 9 — WASHINGTON
JEFF BECHTHOLD
(206) 543-2230
bechtold@u.washington.edu
www.gohuskies.com

GAME 10 — ARIZONA STATE
MARK BRAND
(480) 965-6592
mbrand@asu.edu
www.thesundevils.com

GAME 11 — WASHINGTON ST.
BILL STEVENS
(509) 335-4294
wsstevens@wsu.edu
www.wsucougars.com

GAME 12 — OREGON
PATRICK PIERSON
(541) 346-2253
ppierson@uoregon.edu
www.goducks.com

FUTURE SCHEDULES

2020
Sept. 5 @ Oklahoma State
Sept. 12 Colorado State
Sept. 19 Portland State

2021
Sept. 4 @ Purdue
Sept. 11 Hawai'i
Sept. 18 Idaho

2022
Sept. 3 Boise State
Sept. 10 @ Fresno State
Sept. 17 Montana State

2023
Sept. 2 @ Boise State
Sept. 9 OPEN
Sept. 16 San Diego State

2024
Aug. 31 Fresno State
Sept. 7 @ San Jose State
Sept. 21 Purdue

2025
Sept. 13 @ Texas Tech

2026
Sept. 12 Texas Tech
Sept. 19 @ San Diego State



MEDIA INFORMATION

The 2019 Oregon State football media guide is a source of information intended for the news media. Additional information is available upon request from the Oregon State Athletics Communications Office. News releases and photographs will be made available to accredited members of the media. The OSU Athletics Communications Office is located, adjacent to Reser Stadium and the Valley Football Center, on the second floor of Gill Coliseum in room 219.

MEDIA CREDENTIALS

Credentials to cover Oregon State home football games may be secured by contacting Steve Fenk, Associate Athletic Director/Communications at 541-737-7470 or steve.fenk@oregonstate.edu.

MEDIA PARKING

Limited media parking is available immediately behind the press box on the west side of the stadium (enter off Western Blvd.). Overflow parking is available approximately three blocks from the press box in the OSU Foundation lot.

PHOTOGRAPHY REGULATIONS

Photo passes will be issued only to accredited photographers on assignment. Photographers should proceed to the north-east corner of the stadium to obtain a vest per Pac-12 Conference rules. NCAA regulations forbid photographers from being between the 25-yard lines.

PRESS BOX

The fourth level of the Reser Stadium press box serves as the media center. Radio and television booths are located from approximately the 50-yard line to the left as you look onto the field. The remainder of the seating is for the print media. A photo deck runs nearly the length of the press box and is located off the fourth level. Lunch or dinner is served in the press box.

POSTGAME WORK AREAS

Two working areas postgame are available for use – the press box at Reser Stadium or the media room in Gill Coliseum (located near the opponents' locker room). The usual statistical packets with quotes will be delivered to both areas.

INTERNET

Wireless internet access is available at all working areas of Reser Stadium and Gill Coliseum. Please see the OSU Communications staff for the access code.

PROFESSIONAL SCOUTS

Professional scouts are generally seated in the second row of the press box, behind the print media. Some seats have partially obstructed views.

PRACTICES

Please contact a member of the Oregon State Athletics Communications office for information on practices and student-athlete and coach availability.

PAC-12 TELECONFERENCE

Please contact the Pac-12 Conference for information on its teleconference availabilities. To do so, contact the conference office at (925) 932-4411.

HISTORY OF OSU SIDS

There have been only six Sports Information Directors in Oregon State's history. Oregon State's current SID, Steve Fenk, joined the OSU staff in September of 1990 as the men's basketball SID. It was not until 2004 that he took over as the Interim Sports Information Director for the entire department. In 2006, Fenk received a permanent appointment as an Assistant Athletic Director for Communications.

A complete list of OSU Sports Information Directors follows:

Art Taafe	1924-37
Bud Forrester	1937-41
Irwin Harris	1942-51
John Eggers	1952-79
Hal Cowan	1976-2004
Steve Fenk	2004-present

OSU HISTORY & TRADITIONS

THE FIGHT SONG

*OSU our hats are off to you,
Beavers, Beavers, fighters thru and thru,
We'll cheer throughout the land,
We'll root for every plan,
That's made for old OSU.*

*Watch our team go tearing down the field;
Those of iron, their strength will never yield.
Hail! Hail! Hail! Hail!
Hail to old OSU
(OSU Fight! B-E-A-V-E-R-S)*

NICKNAME — THE BEAVERS

In the early days of the institution, Oregon State University's athletic teams were known as the Aggies. When orange uniforms replaced the drab sweatshirt gray and tan jerseys, the teams were referred to as the Orangemen.

In 1916 the school yearbook was renamed "The Beaver" and the name Beaver became associated with the school. It is believed the press also had some influence in changing the name, particularly L.H. Gregory of *The Oregonian* newspaper. The name gained instant popularity among alumni and students.

The Beaver is the state's official animal.

THE MASCOT — BENNY

Benny Beaver was adopted as Oregon State University's mascot in 1952 after the school had a reported three previous mascots. The first mascot in 1893 was a coyote named Jimmie, owned by M.M.H. Kriebel. In 1909, a second mascot appeared on the scene. Dr. John Bell, a Corvallis pastor and former regent of Corvallis when the college was taken over by the state and became Oregon Agricultural College. In the early 1900s, "Doc Bell" was considered to be the varsity football squad's "mascot" because of his steadfast attendance and advising. In 1921 there was an attempt to make a live Beaver, "Bevo", into the school mascot, but with little success.

Benny Beaver, OSU's current mascot, was introduced to the student body by the school's rally squad on September 18, 1952, in an effort to pick up sagging school spirit.

"Benny Beaver, the rally squad's candidate for handsomest man in school, has never been on campus before," according to *The Barometer* (student paper), at the time.

"The animal stands six-feet tall, wears vivid orange knickerbockers, a black jersey, and his familiar orange and black rooters lid."

Adopted as the official mascot in 1952, Benny Beaver still fires up the crowds at OSU athletic events today.

Benny Beaver, while officially accepted as the school's mascot in 1952, actually can be traced back to the 1940-41 school year. A statue of a beaver named "Benny" appears in the school's yearbook, and later a *Barometer* sports columnist used the pen name "Benny Beaver."

TEAM COLORS — ORANGE & BLACK

Oregon State was known as Corvallis College until the mid 1890s and the school color was navy blue. A faculty committee appointed by school President John Bloss voted to replace blue with orange. Not long after, black was selected by the student body as a background color. A local tailor named J.H. Harris donated black uniforms for the baseball team in this time frame, and it is believed to be where the black color scheme began in athletics, although that is debatable. An article in the local *Corvallis Gazette-Times* in 1892 describes the use of orange and black in commencement ceremonies, nearly a year prior to orange becoming the official color.

While orange was originally the official color, over the years black has become more universally accepted as one of the official colors. Today, nearly all of OSU accepts orange and black as the official colors.



TELEVISION

PAC-12 TV PARTNERS — As a member of the Pac-12 Conference, Beaver games air regionally and nationally on ABC, ESPN, ESPN2, FOX and the family of Pac-12 Networks.



PAC-12 NETWORKS — The Pac-12 Networks launched August 15, 2012 and consists of one national and six regional networks devoted solely to the Pac-12. In addition to the hundreds of live televised Pac-12 sporting events, Pac-12 Networks subscribers have access to their carrier's TV Everywhere platform, providing access to all Pac-12 Networks programming on any device through their broadband service.



RADIO

GAME DAY — Beaver Sports Properties, a division of Learfield, produces game-day radio broadcasts and special programming, syndicated on the Beaver Sports Radio Network. The 8-hour broadcasts consist of over 30 stations across Oregon and is anchored by the Portland flagship station NewsRadio 1190 KEX/Rip City Radio 620.



Mike Parker, the “voice of the Beavers”, handles the play-by-play and is joined in the booth by former Beaver lineman and OSU Hall of Famer Jim Wilson. Ron Callan handles the pregame, postgame and sideline duties during the broadcasts. Fellow Hall of Famer Steve Preece also joins the team for pregame analysis.

Beaver Sports Network programming begins two hours before kickoff with the “Countdown to Kickoff Show” and signs off approximately two hours after each game following the popular “Beaver Wrap Up Show.”

NewsRadio 1190 KEX, owned locally by iHeartRadio, is the home of the Beaver Sports Radio Network. Along with its extended football coverage, KEX or its sister station, Rip City Radio 620 AM, broadcast Beaver men's basketball and baseball games, and every Beaver Sports Talk (Tues. or Wed.) from late August through early April. Oregon State enjoys the strongest comprehensive radio package in the Pac-12 Conference by offering the most total hours of play-by-play and auxiliary programming.

There are several options to complement local radio with football and men's basketball games available on XM Satellite Radio (official partner of the Pac-12 Conference), internet audio and video live streams via osubeavers.com.

TUNEIN — In addition, Oregon State Athletics offers radio broadcasts online via the TuneIn application. TuneIn enables people to discover, follow and listen to what's most important to them — from the Beavers, to news, to music, to talk. TuneIn provides listeners access to over 100,000 real radio stations and more than four million podcasts streaming from every continent.



BEAVER SPORTS TALK — In addition, Beaver stations also carry “Beaver Sports Talk” a weekly statewide call-in show every Wednesday (Tuesdays for weekday games) night from 6-7 p.m. featuring head coach Jonathan Smith and Mike Parker. BST is live from Buffalo Wild Wings on Ninth Street in Corvallis and airs on most of the Beaver Sports Radio Network stations on www.osubeavers.com.



THE JOE BEAVER SHOW — Each weekday from noon to 2 p.m. Mike Parker and Jon Warren host an OSU sports-themed show in the Greater

Corvallis area on 1240 KEJO and is available worldwide on kejoam.com.

MIKE PARKER

Mike Parker is entering his 21st season calling Oregon State football, men's basketball and baseball action. He has been behind the microphone for some of the school's crowning achievements on the athletic fields, including three baseball national championships, multiple bowl games, and serves as the master of ceremonies for numerous events on and off the OSU campus.



The “voice of the Beavers” is a 1982 graduate of the University of Oregon with a bachelor's degree in rhetoric and communications. His broadcasting career includes play-by-play for football, basketball and baseball for high school sports in Oregon, beginning in 1977. He was the voice of the Eugene Emeralds (1983-86) minor league baseball club and the Oregon women's basketball program (1983-87). He also was the play-by-play voice of the AAA Portland Beavers from 1987-92.

Parker hosted a show on all-sports KFXR Radio from 1990-95 before moving to KEX Radio as host of Sportsline and the Fifth Quarter program following Portland Trail Blazers games. Parker has been named the Oregon Sportscaster of the Year six times. Mike and his wife Missy have two daughters, Lydia and Ellie.

RON CALLAN

Ron Callan has spent over 35 years in the broadcast media business, all in the Pacific Northwest, and is in his 10th year as a member of the Beaver broadcast team. Callan handles sideline duties as well as hosting the pre- and post-game shows. He has been named the Associated Press Sportscaster of the Year three times.



Callan spent seven seasons as the sideline reporter for the Seattle Seahawks' radio network after a 10-year stint hosting the Washington Huskies' postgame show on KIRO TV in Seattle.

The 1974 Linfield College graduate also has worked for KVDO TV in Salem, KTVB TV in Boise, KHQ TV in Spokane and Root Sports. Callan, a former opera singer, has three children - Cassie, Daniel and Lily.

JIM WILSON

Jim Wilson is in his 16th year on the OSU football radio crew, and has also worked as a color analyst on OSU baseball broadcasts.



He is one of the top two-sport student-athletes in the history of the school, participating in baseball and football.

Wilson, a member of the OSU Sports Hall of Fame, still holds the school record for home runs in one season with 21 and for single season (.829) and career (.640) slugging percentage. He was the Pac-10 Conference's Northern Division MVP and third team All-American in 1982. Wilson was drafted by the Cleveland Indians in 1982 and played Major League Baseball with the Indians and Seattle Mariners, and in Japan. Wilson lettered in football as an offensive lineman in 1980 and '81.

Jim and his wife Lisa have been married for 26 years and have twin daughters, Esti and Evan.

STEVE PREECE

Steve Preece has been a mainstay with the Beavers both on the field as a quarterback on the famed 1967 “Giant Killers” team and in the booth as a color analyst for Beaver broadcasts. The 1969 OSU graduate played nine seasons in the NFL for the New Orleans Saints, Philadelphia Eagles, Denver Broncos, Los Angeles Rams and Seattle Seahawks. He played on four conference championship teams with the Rams.



Preece adds insight on network pre-game radio. He is married to Karen Renee Hammer. Preece has two sons, Travis and Nick, and a daughter Whitney and her husband Pete. He also has one grandson, Travis.



Karl Maasdam





LEARFIELD IMG COLLEGE

Learfield IMG College, a new company formed following the merger of Learfield and IMG College on Dec. 31, 2018, is the athletics multimedia rights holder for Oregon State University. Headquartered in Plano, Texas, the company has offices across the country, and on campuses nationwide, which allow for extended resources, innovations and national brand opportunities back to its local team dedicated to the Beavers. Learfield IMG College, with its deep roots in college sports representing institutions nationwide, has long had the privilege of being an advocate for intercollegiate athletics and the student-athlete experience. Since 2008, it has served as title sponsor for the acclaimed Learfield IMG College Directors' Cup, supporting athletic departments across all divisions.

The Learfield IMG College suite of services includes licensing and multimedia sponsorship management; publishing, broadcasting, digital and social media; ticket sales and professional concessions expertise; branding; campus-wide business and sponsorship development; and venue technology systems. The company places tremendous emphasis on its people, providing utmost service to its collegiate partners, and cultivating a company which also gives back to the communities in which it serves. The company's people-first mentality and core values of "Build the Team, Grow the Company, Have Fun, and Love and Serve Others" are accentuated through a culture driven to exceed goals, serve its clients enthusiastically, work as a team, celebrate successes, and do what is right and honest in every endeavor.

BEAVER SPORTS PROPERTIES

Beaver Sports Properties (BSP) is Learfield IMG Colleges locally based team that represents the Oregon State Athletics Department. BSP is responsible for all aspects of corporate sponsorships; production of game-day television, radio and publications; securing media partnerships; and development of the official Oregon State Athletics website at www.osubeavers.com.

The BSP staff consists of Lucas Motta, General Manager, Sam Torres, Manager of Business Development, Craig Tomson, Manager of Business Development; Marshall White, Manager of Business Development; Parker Scanlon, Coordinator, Sales Operations and Derek Neff Manager of Partnership Services.

To explore opportunities for your company, call our Portland office at 503-553-3403 or our Corvallis office at 541-737-8364. GO BEAVS!

BEAVER SPORTS RADIO NETWORK

Astoria	KAST-AM	1370	Mapleton*	KCFM-FM	103.1
Baker City	BKBR-AM	1490	Medford	KTMT-AM	880
Bend	KCDE-FM	94.9	Medford*	KTMT-AM	96.1
Brookings	KURY-AM	910	Newport	KNPT-AM	1310
Coos Bay	KHSN-AM	1230	Newport	KNPT-FM	98.3
Corvallis	KEJO-AM	1240	Pendleton	KUMA-AM	1290
Depoe Bay*	KNPT-AM	98.3	Pendleton*	KUMA-AM	92.1
Enterprise	KWVR-AM	1340	Portland	KEX-AM	1190
Enterprise	KWVR-FM	92.1	Portland	KPOJ-AM	620
Eugene	KKNX-AM	840	Prineville	KRCO-AM	690
Eugene	KKNX-FM	105.1	Prineville*	KRCO-AM	96.9
Florence	KCFM-AM	1250	Roseburg	KSKR-AM	1490
Florence*	KCFM-FM	104.1	Salem	KBZY-AM	1490
Hermiston	KOHU-AM	1360	St. Helens	KOHI-AM	1600
Klamath Falls	KLAD-AM	960	The Dalles	KODL-AM	1440
Klamath Falls*	KLAD-AM	93.3	The Dalles*	KODL-AM	100.5
La Grande	KLBM-AM	1450	Tillamook	KTIL-AM	1590
Lakeview	KDRV-FM	93.5			

* indicates a transmitter or translator which broadcasts Beaver games




LUCAS MOTTA



SAM TORRES




CRAIG TOMSON



MARSHALL WHITE



PARKER SCANLON



DEREK NEFF

INTERNET

OSUBeavers.com is Oregon State's official athletic website and provides fans with the most complete and up-to-date coverage of all Beaver football. OSUBeavers.com is powered by SIDEARM Sports.



OSUBEAVERS.COM

BEAVERTICKETS.COM

SOCIAL MEDIA

Engage with the Beaver Nation community by following us on social media. From an inside look to giveaways and updates on your teams, Beaver Athletics social media is where you'll find everything you need to know.

Find us:
[Instagram.com/BeaverAthletics](https://www.instagram.com/BeaverAthletics)
[Facebook.com/BeaverAthletics](https://www.facebook.com/BeaverAthletics)
[Twitter.com/BeaverAthletics](https://twitter.com/BeaverAthletics)

[Instagram.com/BeaverFootball](https://www.instagram.com/BeaverFootball)
[Facebook.com/BeaverFootball](https://www.facebook.com/BeaverFootball)
[Twitter.com/BeaverFootball](https://twitter.com/BeaverFootball)
[Twitter.com/BeaverFBNews](https://twitter.com/BeaverFBNews)



DIRECTIONS TO RESER STADIUM

From Eugene & Airport

- HWY 99 north to Junction City.
- Turn left on HWY 99W (north end of JC) and proceed to Corvallis. Turn left on Western Blvd, immediately after crossing the Marys River bridge.
- Follow Western Blvd to stadium (Approx 2 miles).
- Total drive time from airport is 45 minutes.

From Portland Airport

- I-205 South to I-5 South.
- Stay on I-5 south to approximately five miles south of Albany.
- Take the HWY 34 exit (#228) and proceed west for 10 miles.
- Turn left on HWY 34 (see Reser Stadium signs) to 26th street - turn right.
- Left on Western Blvd.
- Total drive time from PDX airport is 1:45.



ATHLETICS DEPARTMENT DIRECTORY

ADMINISTRATION 541-737-7373

Scott Barnes, Vice President / Director of Athletics
Colleen Bee, Faculty Athletic Representative
Dan Bartholomae, Deputy AD / Capital Projects & Internal Operations
Zack Lassiter, Deputy AD / External Operations
Marianne Vydra, Deputy AD / Administration / SWA
Dr. Doug Aukerman, Senior Assoc. AD / Sports Medicine
Pat Casey, Senior Assoc. AD / Special Assistant to Vice President and Director of Athletics Scott Barnes
Alex Gary, Senior Assoc. AD / Development
Kimya Massey, Senior Assoc. AD / Student-Athlete Development
Kyle Pifer, Senior Assoc. AD / Compliance
Kyle Bjornstad, Associate Athletic Director / Chief of Staff
Jacque Bruns, Associate AD / Business Operations
Ryan Bucher, Associate AD / Facilities & Event Management
Sara Elcano, Associate AD / Fan Engagement & Revenue Generation
Steve Fenk, Associate AD / Communications
Dr. Kate Halischak, Associate AD / Student-Athlete Academic Affairs
Russell Houghtaling, Associate AD / Ideation
Jeff Macy, Associate Athletic Director / Sports Performance
Megan Lawrence, Administrative Asst., Executive Athletic Ops.

ACADEMICS FOR STUDENT-ATHLETES 541-737-9338

Dr. Kate Halischak, Associate AD / Student-Athlete Academic Affairs
Austin Crook, Learning Services Specialist
Clint Edwards, Learning Services Specialist
Ben Kramer, Academic Coordinator
Natalie Nakic, Academic Counselor (Football)
Lacey Smyth, Learning Services Specialist
Darr Tucknott, Academic Counselor
Carla Wollens, Academic Counselor

BEAVER SPORTS PROPERTIES 541-737-8364

Lucas Motta, General Manager
Craig Tomson, Manager, Business Development
Sam Torres, Manager, Business Development
Marshall White, Manager, Business Development
Parker Scanlon, Coordinator, Sales Operations
Derek Neff, Manager, Partnership Services
Mike Parker, Play-by-Play

BUSINESS OFFICE 541-737-2785

Jacque Bruns, Associate Athletic Director / Chief Financial Officer
Jihad Ali, Assistant AD / Business Operations
T.C. Duty, Insurance Coordinator
Garrett Haldeman, Travel Manager
Jamie Jackson, Program Specialist
Mary Seymour, Office Manager

COMPLIANCE 541-737-7369

Kyle Pifer, Senior Associate Athletic Director / Compliance
Lisa Miller, Assistant Athletic Director / Compliance
Diana Ulrey, Assistant Athletic Director / Compliance
Sarah Moreno, Compliance Coordinator

EQUIPMENT 541-737-2481

Steve McCoy, Assistant AD / Equipment Operations
Arnold Alcantar, Football Equipment Coordinator
Evan Bany, Equipment Coordinator

Todd Jacob, Assistant Equipment Coordinator
Ryan Lawrence, Athletic Equipment Coordinator / Olympic Sports

FACILITIES & EVENT MANAGEMENT 541-737-2328

Ryan Bucher, Associate AD / Facilities & Event Management
Tyler Greulich, Assistant AD / Facilities & Event Management
Sam Koken, Director of Facilities & Event Management
Anthony Conrath, Director of Facilities
Brian Bickford, Facility & Events Coordinator
Presley Savarino, Facility & Events Coordinator
Scott Gross, Maintenance
Eric Reisdorf, Maintenance
Matt Siewell, Maintenance

IDEATION

Russell Houghtaling, Associate AD / Ideation
Kasey Byers, Director of Video
Kylie Murphy, Director of Ideation
Keith Warner, Director of Graphic Design
Nicole Belopotosky, Assistant Director of Ideation
Eric Edison, Video Coordinator
Katie Mavis, Video Coordinator

INFORMATION TECHNOLOGY

Tim De Quillettes, Director of Information Technology
Rocco Malo-Resta, System Engineer II
Charles Siebert, Information Technology Consultant

MARKETING/PROMOTIONS 541-737-9895

Rori Carlo, Assistant AD / Marketing & Fan Engagement
Carlos Garcia, Marketing, Groups & Community Engagement
Alex Krebs, Marketing Coordinator
Olin Hannum, Director of Athletic Bands

OUR BEAVER NATION 541-737-2370

Alex Gary, Senior Assoc. AD / Development
Mat Kanan, Assistant AD / Development Comm. & Administration
Jake Kirkham, Assistant AD / Major Gifts
Jeff Pivic, Assistant AD / Annual Giving
Lacey Caligore, Receptionist / Administrative Assistant
Jenni Dingeldein, Director of Development - Portland
Skylar Erhardt, Assistant Director of Annual Giving
Nixon Hettinger, Coordinator, Annual Giving
Jennifer Mays, Director of Events
Rebecca McCaulley, Admin. Assistant / Dev. & Donor Relations
Brandon McCladdie, Director of Development
Drake Sacenti, Assistant Director of Annual Giving
Mark Siewell, Senior Accounting Technician
Barry Spiegelberg, Director of Development - Portland
Steve Sullivan, Director of Development

SPORTS MEDICINE 541-737-8544

Dr. Doug Aukerman, Senior Associate AD / Sports Medicine
Fred Tedeschi, Director of Athletic Training Services
Dr. Craig Graham, Team Physician
Dr. Nicholas Phillips, Team Physician
Dr. Donald Pennington, Orthopedic Surgeon
Dr. Luis Vela, Orthopedic Surgeon
Dr. Ron Wobig, Orthopedic Surgeon
Tom Fregoso, Associate Athletic Trainer

Stephen Gaul, Associate Athletic Trainer
Deb Graff, Associate Athletic Trainer
Jason Liewu, Associate Athletic Trainer
Jeremy Ainsworth, Assistant Athletic Trainer
Toby van Amerongen, Assistant Athletic Trainer
Conner Andrews, Assistant Athletic Trainer
Winston Davenport, Assistant Athletic Trainer
Kristi Dunn, Assistant Athletic Trainer
Heather Elkinton, Assistant Athletic Trainer
Heather Elliott, Assistant Athletic Trainer
Katie Homan, Assistant Athletic Trainer
Minda McCullough-Yray, Assistant Athletic Trainer
Haley Mills, Athletic Training Fellow

STRENGTH & CONDITIONING 541-737-8680

Jeff Macy, Associate Athletic Director / Sports Performance
Mike McDonald, Head Football Strength & Conditioning Coach
Marco Candido, Associate Head Strength & Conditioning Coach - FB
Bryan Klobucar, Associate Strength & Conditioning Coach - FB
Chris Anderson, Assistant Sports Performance Coordinator
Izzy Batayola, Assistant Sports Performance Coordinator
Michael Johnson, Assistant Sports Performance Coordinator
Kurt Komatsubara, Assistant Sports Performance Coordinator
Lindsey Nicholson, Assistant Sports Performance Coordinator
Christina Weston, Sports Dietician
Kody Dailey, Strength & Conditioning Graduate Assistant - FB
Jake Wambaugh, Strength & Conditioning Graduate Assistant - FB

STUDENT-ATHLETE DEVELOPMENT

Kimya Massey, Senior Assoc. AD / Student-Athlete Development
Lindsey Goodman, Director of Life Skills
Scott Spiegelberg, Director of Varsity OSU & Alumni Engagement
Alexis Serna, Director of Beyond Football

TICKET OFFICE 800-GO-BEAVS

Sara Elcano, Associate AD / Fan Engagement & Revenue Generation
Aaron Maisel, Director of Ticket Operations
Ashtin Crawford, Assistant Director of Ticket Operations
Bailey Philpott, Assistant Director of Ticket Operations
Luann Knapp, Customer Service Representative
Pam Sugden, Customer Service Representative

BEAVER TICKETS POWERED BY PAC-12 SALES 541-737-8638

Ashton Miller, Director
Todd Johnson, Assistant Director
Justen Oslund, Senior Account Manager
Jason Atencio-Fuentes, Account Executive
Sean Cross, Account Executive
Collene Larson, Account Executive
Nick Cutter, Account Executive

OSU HISTORY & TRADITIONS

THE FIGHT SONG

*OSU our hats are off to you,
 Beavers, Beavers, fighters thru and thru,
 We'll cheer throughout the land,
 We'll root for every plan,
 That's made for old OSU.*

*Watch our team go tearing down the field;
 Those of iron, their strength will never yield.
 Hail! Hail! Hail! Hail!
 Hail to old OSU
 (OSU Fight! B-E-A-V-E-R-S)*

NICKNAME — THE BEAVERS

In the early days of the institution, Oregon State University's athletic teams were known as the Aggies. When orange uniforms replaced the drab sweatshirt gray and tan jerseys, the teams were referred to as the Orangemen.

In 1916 the school yearbook was renamed "The Beaver" and the name Beaver became associated with the school. It is believed the press also had some influence in changing the name, particularly L.H. Gregory of *The Oregonian* newspaper. The name gained instant popularity among alumni and students.

The Beaver is the state's official animal.

THE MASCOT — BENNY

Benny Beaver was adopted as Oregon State University's mascot in 1952 after the school had a reported three previous mascots. The first mascot in 1893 was a coyote named Jimmie, owned by M.M.H. Kriebel. In 1909, a second mascot appeared on the scene. Dr. John Bell, a Corvallis pastor and former regent of Corvallis when the college was taken over by the state and became Oregon Agricultural College. In the early 1900s, "Doc Bell" was considered to be the varsity football squad's "mascot" because of his steadfast attendance and advising. In 1921 there was an attempt to make a live Beaver, "Bevo", into the school mascot, but with little success.

Benny Beaver, OSU's current mascot, was introduced to the student body by the school's rally squad on September 18, 1952, in an effort to pick up sagging school spirit.

"Benny Beaver, the rally squad's candidate for handsomest man in school, has never been on campus before," according to *The Barometer* (student paper), at the time.

"The animal stands six-feet tall, wears vivid orange knickerbockers, a black jersey, and his familiar orange and black rooters lid."

Adopted as the official mascot in 1952, Benny Beaver still fires up the crowds at OSU athletic events today.

Benny Beaver, while officially accepted as the school's mascot in 1952, actually can be traced back to the 1940-41 school year. A statue of a beaver named "Benny" appears in the school's yearbook, and later a *Barometer* sports columnist used the pen name "Benny Beaver."

TEAM COLORS — ORANGE & BLACK

Oregon State was known as Corvallis College until the mid 1890s and the school color was navy blue. A faculty committee appointed by school President John Bloss voted to replace blue with orange. Not long after, black was selected by the student body as a background color. A local tailor named J.H. Harris donated black uniforms for the baseball team in this time frame, and it is believed to be where the black color scheme began in athletics, although that is debatable. An article in the local *Corvallis Gazette-Times* in 1892 describes the use of orange and black in commencement ceremonies, nearly a year prior to orange becoming the official color.

While orange was originally the official color, over the years black has become more universally accepted as one of the official colors. Today, nearly all of OSU accepts orange and black as the official colors.



OREGON STATE UNIVERSITY

Location: Corvallis, Ore.
 Enrollment: 32,011
 Founded: 1868
 Nickname: Beavers
 School Colors: Orange & Black
 Stadium (Capacity): Reser Stadium (43,154)
 Surface: FieldTurf
 Practice Facilities (Surface): Merritt-Truax Indoor Center (FieldTurf)
 Tommy Prothro Complex (FieldTurf)
 Conference: Pac-12
 President: Dr. Edward Ray
 Vice President/Director of Athletics: Scott Barnes
 Department of Athletics Phone: 541-737-7373
 Faculty Athletic Representative Colleen Bee
 Director of Ticket Operations: Aaron Maisel
 Ticket Office Phone: 541-737-2050
 Tickets Website: www.beavertickets.com
 Athletic Department Address: 104 Gill Coliseum, Corvallis, OR 97331-4105
 Athletic Department Website: www.osubeavers.com

OREGON STATE COACHING STAFF

Head Coach Jonathan Smith (Oregon State, '01)
 School Record 2-10, .167, (2nd season)
 Career Record 2-10, .167 (2nd season)
 Football Phone (541) 737-2614
 Football Fax (541) 737-3135
 Best Time for Coach Through Communications Personnel

ASSISTANT COACHES

Blue Adams (Cincinnati, '03) — Secondary
 Trent Bray (Oregon State, '07) — Linebackers
 Jake Cookus (Oregon State, '02) — Special Teams Coordinator
 Kefense Hynson (Willamette, '03) — Wide Receivers
 Brian Lindgren (Idaho, '04) — Offensive Coordinator / Quarterbacks
 Jim Michalczik (Washington State, '88) — Run Game Coordinator / Offensive Line / Associate Head Coach
 Michael Pitre (UCLA, '07) — Running Backs
 Legi Suaiaunua (Nevada, '02) — Defensive Line
 Tim Tibesar (North Dakota, '96) — Defensive Coordinator
 Brian Wozniak (Wisconsin, '14) - Tight Ends
 Austin Brown (Dickinson State, '16) — Graduate Assistant / Offense
 Ryan Payne (Dickinson State, '14) — Graduate Assistant / Offense
 Taylor Richards (Purdue, '16) — Graduate Assistant / Defense
 Kendrick Van Ackeren (Montana, '16) — Graduate Assistant / Defense

PRONUNCIATION GUIDE

#	NAME	PRONUNCIATION
3	Tristan Gebbia	Jebb-ee-uh
6	Jake Luton	Loo-ten
8	Trevon Bradford	truh-von
9	Hamilcar Rashed Jr.	Hamica rah-SHEED
13	TraJon Cotton	Tray-Jon
21	Nahshon Wright	Nuh-Shawn
27	Rweha Munyagi Jr.	Ray-ha Mun-yaw-ghee
28	Kitan Oladapo	Ky-tan O-la-dop-o
36	Omar Speights	Sp-AY-ts
38	Luke Loecher	Low-sure
41	Shemar Smith	shih-mar
42	Doug Taumoelau	Dao-moo-lao
44	Isaiah Tufaga	Two-fong-uh
45	Ralph Taufa'asau	Tow-a-fas-a-ow
46	Jordan Choukair	shoe-care
49	Andrzej Hughes-Murray	ON-jay
55	Keli'i Montibon	Kel-ee-ee
63	Gus Lavaka	luh-vah-kah
65	Onesimus Clarke	Oh-nih-sim-us
69	Nous Keobounnam	NOOS Kay-oh-boo-num
71	Brock Wellsfry	Wells-free
81	Noah Togiai	Tong-GEE-eye

COACHES/STAFF

#	NAME	PRONUNCIATION
84	Teagan Quitariano	Kwi-tore-ee-on-o
86	Andre Bodden	BO-din
96	LaMone Williams	luh-moan
99	Elu Aydon	EI-lou A-den
COACHES/STAFF		
	Vincent Guinta	GINT-uh
	Kefense Hynson	Kuh-Fence-A Hinson
	David Lose	LOW-say
	Jim Michalczik	muh-hall-CHECK
	Michael Pitre	Petrie
	Legi Suaiaunua	Leng-ee SOO-ee-ow-noah
	Brian Wozniak	Wahz-nee-ack
	Darrick Yray	ray

OREGON STATE FOOTBALL HISTORY

First Year: 1893
 All-Time Record: 537-603-50 (.472)
 Bowl Record: 11-6 (.647)
 Last Bowl: 2013 Sheraton Hawai'i Bowl (defeated Boise State, 38-23)
 Bowl Streak: 0
 2018 Record: 2-10
 Conference Record: 1-8 (6th Pac-12 North)
 Final Ranking: N/A
 Lettermen Returning: 49 (22 O, 24 D, 3 S)
 Lettermen Lost: 15 (8 O, 6 D, 1 S)
 Starters Returning: 19 (7 O, 9 D, 3 S)
 Starters Lost: 7 (4 O, 2 D, 1 S)

OREGON STATE SUPPORT STAFF

FOOTBALL OPERATIONS

Dan Van De Riet Chief of Staff / Director of Football Operations
 Brittney Johnson Assistant Director of Football Operations
 James Rodgers Director of Player Development
 Jon Boyer Quality Control (Offense)
 David Lose Quality Control (Defense)
 Ryan Saparto Quality Control (Special Teams)
 Ali Spani Program Coordinator
 Bobby Pleasant On Campus Ambassador
 Alexis Serna Director of Beyond Football

RECRUITING

Vincent Guinta Assistant Athletic Director / Player Personnel
 Darrick Yray Director of Recruiting Operations and Pro Liaison
 Anthony Alfieri, Michael Doctor, Brian Watkins Recruiting Assistants
 Jordan Lange Graphic Designer

ACADEMIC SERVICES

Natalie Nacic Academic Counselor (Football)

EQUIPMENT OPERATIONS

Steve McCoy Assistant Athletic Director / Equipment Operations
 Arnold Alcantar Football Equipment Coordinator
 Evan Bany Equipment Coordinator

FOOTBALL COMMUNICATIONS

Steve Fenk Assistant Athletic Director / Athletic Communications
 Hank Hager Assistant Director / Athletic Communications

FOOTBALL VIDEO OPERATIONS

Ian McGillivray Director of Football Video Operations
 Eric Edison Assistant Director of Football Video

SPORTS MEDICINE

Dr. Doug Aukerman Senior Associate Athletic Director / Sports Medicine
 Dr. Craig Graham, Dr. Donald Pennington, Dr. Nicholas Phillips Team Doctors
 Dr. Luis Vela, Dr. Ron Wobig
 Fred Tedeschi Director of Athletic Training Services
 Stephen Gaul Head Football Athletic Trainer
 Conner Andrews Assistant Athletic Trainer
 Winston Davenport Assistant Athletic Trainer

STRENGTH & CONDITIONING

Jeff Macy Associate Athletic Director of Sports Performance
 Mike McDonald Head Football Strength & Conditioning Coach
 Marco Candido Associate Head Football Strength & Conditioning Coach
 Bryan Klobucar Associate Football Strength & Conditioning Coach
 Kody Dailey Strength & Conditioning Coach Graduate Assistant
 Jake Wambaugh Strength & Conditioning Coach Graduate Assistant



NUMERICAL ROSTER

NO	NAME	POS
1	Tyjon Lindsey	WR
1	John McCartan	OLB
2	Calvin Tyler Jr.	RB
2	Shawn Wilson	DB
3	Tristan Gebbia	QB
3	Jaydon Grant	DB
4	Jaden Robinson	DB
4	Aidan Willard	QB
5	Jeffrey Manning Jr.	DB
5	Kolby Taylor	WR
6	Jake Luton	QB
7	Nick Moore	QB
7	Kee Whetzel	DB
8	Trevon Bradford	WR
8	Matthew Tago	OLB
9	Jackson Chryst	QB
9	Hamilcar Rashed Jr.	OLB
10	Omar Hicks-Onu	DB
10	Isaiah Smalls	TE
12	Jack Colletto	QB
13	TraJon Cotton	DB
13	Jesiah Irish	WR
14	Kaleb Hayes	DB
14	I'Shawn Stewart	WR
15	Anthony Gould	WR
15	Addison Gumbs	OLB
16	Akili Arnold	DB
16	Champ Flemings	WR
17	Isaiah Hodgins	WR
18	Alex Austin	DB
19	Marcus Harris	DB
19	Aaron Short	WR
20	BJ Baylor	RB
20	Jackson Cloyd	ILB
21	Artavis Pierce	RB
21	Nahshon Wright	DB
22	Jermar Jefferson	RB
22	Wynston Russell	DB
23	Isaiah Dunn	DB
23	Ta'Ron Madison	RB
24	David Morris	DB
25	Moku Watson	DB
26	Jojo Forest	DB
27	Cade Brownholtz	OLB
27	Rweha Munyagi Jr.	WR
28	Kitan Oladapo	DB
29	Myles Green-Richards	DB
29	Kanoa Shannon	RB
30	Kase Rogers	RB
31	Cam Stoudamire	DB
32	Mikey Alfieri	RB
32	Michael Erhart	ILB
33	Collin Bracken	RB
33	Jalen Moore	DB
34	Avery Roberts	ILB
35	Everett Hayes	K
35	Mason Moran	DB
36	Connor Morton	RB
36	Omar Speights	ILB
37	Keegan Firth	LS
38	Luke Loecher	P

ALPHABETICAL ROSTER

NO	NAME	POS	HT	WT	YR	EXP	HOMETOWN (SCHOOLS)
32	Alfieri, Mikey	RB	6-0	195	SO*	1V	Portland, OR (Jesuit)
98	Anderson, Cody	DL	6-4	272	SO*	1V	Springfield, OR (Thurston)
16	Arnold, Akili	DB	5-11	190	FR	HS	Lake Forest, CA (Mission Viejo)
18	Austin, Alex	DB	6-1	169	FR	HS	Long Beach, CA (Long Beach Poly)
99	Aydon, Elu	DL	6-3	377	SR*	3V	Leone, American Samoa (Leone)
20	Baylor, B.J.	RB	5-11	208	SO*	1V	Wharton, TX (Wharton)
54	Beall, Andre	OL	6-3	284	FR	HS	Salem, OR (North Salem)
75	Bennett, Evan	DL	6-2	272	FR	HS	Sacramento, CA (Mater Dei)
48	Black, Dylan	LS	6-1	217	FR	HS	Reno, NV (Bishop Manogue)
86	Bodden, Andre	WR	6-0	173	SR*	3V	Carson, CA (Cathedral)
33	Bracken, Collin	RB	6-0	197	FR	HS	Lake Oswego, OR (Lake Oswego)
8	Bradford, Trevon	WR	6-0	182	SR	3V	Oregon City, OR (Oregon City)
87	Bramscher, Bryce	TE	6-5	228	SO*	1V	Medford, OR (St. Mary's)
73	Brandel, Blake	OL	6-7	307	SR*	3V	Milwaukie, OR (Central Catholic)
89	Briski, Sebastian	DL	6-3	255	FR*	RS	Pago Pago, American Samoa (Samoana)
27	Brownholtz, Cade	OLB	6-3	220	FR	HS	Sacramento, CA (Jesuit)
77	Bush, Jaelen	OL	6-7	280	SO*	1V	Lacey, WA (Timberline)
83	Carley, Rocco	TE	6-6	236	FR	HS	Mt. Angel, OR (Kennedy)
46	Choukair, Jordan	K	6-1	195	SR*	3V	Poway, CA (Poway)
9	Chryst, Jackson	QB	6-2	203	FR	HS	Palo Alto, CA (Palo Alto)
65	Clarke, Onesimus	OL	6-4	310	SO*	TM	Waianae, HI (Waianae)
20	Cloyd, Jackson	ILB	6-2	227	FR	HS	Orange, CA (Orange Lutheran)
12	Colletto, Jack	QB	6-3	224	JR	1V	Camas, WA (Camas/Arizona Western College)
56	Cordasco, Clay	OL	6-5	314	SR*	1V	Cornish, ME (Kennett/Los Angeles Valley CC/Pierce CC)
13	Cotton, TraJon	DB	6-1	188	SO*	TM	Sacramento, CA (Inderkum)
95	Dawkins, Keishon	DL	6-5	286	FR*	RS	Wilsonville, OR (West Linn)
82	Dockery, Job	WR	5-11	192	SO*	RS	Tacoma, WA (Curtis/Scottsdale CC)
23	Dunn, Isaiah	DB	6-0	191	JR	2V	Antioch, CA (Antioch)
64	Eldridge, Nathan	OL	6-3	300	RSr.*	TR	Anthem, AZ (Boulder Creek/Arizona)
32	Erhart, Michael	ILB	6-0	228	FR	HS	Westlake Village, CA (Chaminade College Prep)
74	Espinoza, Brian	OL	6-4	279	FR	HS	Dublin, CA (Clackamas)
37	Firth, Keegan	LS	6-4	218	SR*	2V	Corvallis, OR (Crescent Valley)
40	Fisher, Kyrei	ILB	6-1	240	SO*	TR	Tulsa, OK (Union/Arkansas)
16	Flemings, Champ	WR	5-5	141	SO*	1V	Pasadena, CA (Cathedral)
26	Forest, Jojo	DB	5-10	167	FR	HS	Orange, CA (Mission Viejo)
81	Franke, Ryan	OLB	6-3	216	FR	HS	Camarillo, CA (Daks Christian)
92	Garcia, Isaac	OLB	6-4	248	SO*	1V	Bellevue, WA (Bellevue)
3	Gebbia, Tristan	QB	6-2	193	SO*	TR	Calabasas, CA (Calabasas/Nebraska)
15	Gould, Anthony	WR	5-8	172	FR	HS	Leavenworth, KS (West Salem [OR])
3	Grant, Jaydon	DB	6-0	180	JR*	1V	West Linn, OR (West Linn)
67	Gray, Joshua	OL	6-4	287	FR	HS	Rancho Cucamonga, CA (Rancho Cucamonga)
29	Green-Richards, Myles	DB	5-11	170	FR*	TR	Eugene, OR (Churchill/Washington State)
15	Gumbs, Addison	OLB	6-4	242	SO*	TR	Hayward, CA (Stellar Prep/Oklahoma)
19	Harris, Marcus	DB	5-10	171	FR	HS	Portland, OR (Grant)
35	Hayes, Everett	K	6-0	187	FR	HS	Granite Bay, CA (Granite Bay)
14	Hayes, Kaleb	DB	6-0	184	SO*	1V	San Bernardino, CA (San Geronio)
67	Hennessy, Kelsen	DL	6-5	275	FR	HS	Clackamas, OR (Clackamas)
10	Hicks-Onu, Omar	DB	6-1	199	SR*	2V	Carrollton, TX (Hebron)
90	Hodgins, Isaac	DL	6-0	271	SO	1V	Oakley, CA (Berean Christian)
17	Hodgins, Isaiah	WR	6-4	209	JR	2V	Oakley, CA (Berean Christian)
89	Holum, Jack	TE	6-5	247	SO*	TM	Lake Oswego, OR (Lakeridge)
49	Hughes-Murray, Andrzej	OLB	6-2	247	SR	3V	Federal Way, WA (Federal Way)
13	Irish, Jesiah	WR	5-11	173	FR*	RS	Snoqualmie, WA (Mount Si)
22	Jefferson, Jermar	RB	5-10	214	SO	1V	Harbor City, CA (Narbonne)
69	Keobounnam, Nous	OL	6-2	285	JR*	2V	Portland, OR (Centennial)
68	Kipper, Brandon	OL	6-6	305	SO*	RS	Caldwell, ID (Columbia/Hawai'i)
63	Lavaka, Gus	OL	6-4	347	SR	3V	Kearns, UT (Kearns)
43	Leonnig, Luke	ILB	6-0	221	JR*	2V	Eagle, ID (Eagle)
70	Levorgood, Jake	OL	6-4	284	FR*	RS	Vacaville, CA (Vacaville)
1	Lindsey, Tyjon	WR	5-9	193	SO*	TR	Corona, CA (Bishop Gorman [NV])
75	Littell, Keldon	OL	6-4	300	SO*	TM	Astoria, OR (Astoria/Western Oregon)
38	Loecher, Luke	P	6-4	208	SO*	TM	Cedar Falls, Iowa (Cedar Falls/Kirkwood CC)



ALPHABETICAL ROSTER

NO	NAME	POS	HT	WT	YR	EXP	HOMETOWN (SCHOOLS)
6	Luton, Jake	QB	6-7	229	SR*	2V	Marysville, WA (Marysville-Pilchuck/Ventura CC/Idaho)
79	Mackay, Travis	OL	6-7	306	SO*	1V	Portland, OR (Central Catholic)
23	Madison, Ta'Ron	RB	6-1	218	FR	HS	Banning, CA (Banning)
5	Manning Jr., Jeffrey	DB	6-1	194	SO*	1V	Los Angeles, CA (Cathedral)
1	McCartan, John	OLB	6-5	223	SO	1V	Rancho Santa Margarita, CA (Santa Margarita Catholic)
49	McCullough, Mitchell	TE	6-3	222	FR*	RS	Portland, OR (Jesuit)
60	Merickel, Tommy	LS	6-1	219	SR*	TM	Camarillo, CA (St. Bonaventure)
61	Miller, Tanner	OL	6-1	277	FR	HS	Valencia, CA (Valencia)
55	Montibon, Keli'i	OL	6-2	291	JR*	1V	Hilo, HI (Kamehameha/Riverside CC)
33	Moore, Jalen	DB	6-0	213	SR*	3V	Denver, CO (Upland [CA])
7	Moore, Nick	QB	6-0	191	SO*	TM	Newhall, CA (Hart/Eastern Washington)
35	Moran, Mason	DB	6-3	192	JR*	2V	Gilbert, AZ (Chandler)
24	Morris, David	DB	6-3	210	SO*	1V	Sherwood, OR (Sherwood)
36	Morton, Connor	RB	5-9	174	FR*	RS	Springfield, OR (Thurston)
27	Munyagi Jr., Rweha	WR	6-2	194	FR*	RS	Seattle, WA (Archbishop Thomas J. Murphy)
88	Musgrave, Luke	TE	6-6	236	FR	HS	Bend, OR (Bend Senior)
41	Nelson, Jeffrey	P	6-2	174	FR	HS	Clackamas, OR (Clackamas)
28	Oladapo, Kitan	DB	6-2	201	FR*	RS	Happy Valley, OR (Central Catholic)
21	Pierce, Artavis	RB	5-11	208	SR	3V	Lake Alfred, FL (Auburndale)
84	Quitroniano, Teagan	TE	6-6	256	SO	1V	Salem, OR (Sprague)
9	Rashed Jr., Hamilcar	OLB	6-4	236	JR*	2V	Phoenix, AZ (Chandler)
52	Rawls, James	DL	6-3	263	SO	TR	Inglewood, CA (Mira Costa/Fullerton College)
91	Reichner, Jeromy	DL	6-2	270	SR*	1V	Philadelphia, PA (West Philadelphia Catholic/ Temple/Los Angeles Valley College)
34	Roberts, Avery	ILB	6-1	231	SO*	TR	Wilmington, DE (Concord/Nebraska)
4	Robinson, Jaden	DB	6-0	183	FR*	RS	Auburn, WA (Auburn Riverside)
39	Rodriguez, Daniel	P	5-10	206	SR*	2V	Pleasanton, CA (Foothill)
30	Rogers, Kase	RB	6-0	207	SO	1V	Houston, TX (Lamar)
22	Russell, Wynston	DB	5-9	168	FR	HS	Chicago, IL (Homewood-Flossmoor)
45	Sandberg, Simon	DL	6-3	271	JR*	TR	Karlstad, Sweden (Tingvalla/City College of San Francisco)
44	Sanders, Cam	TE	6-3	220	FR	HS	Corvallis, OR (Crescent Valley)
53	Seumalo, Noah	ILB	6-1	232	SO*	RS	Corvallis, OR (Corvallis)
29	Shannon, Kanoa	RB	5-9	177	FR*	RS	Kaneohe, HI (Kamehameha)
56	Sharp, Riley	OLB	6-5	236	FR*	RS	Salt Lake City, Utah (Skyline)
19	Short, Aaron	WR	6-1	208	SR*	1V	Fairfield, CA (Rodriguez/Sierra College)
76	Sio, Thomas	OL	6-4	344	FR	HS	Anchorage, Alaska (Bartlett)
97	Skelton, Alexander	DL	6-1	290	SO*	TM	Honolulu, HI (Punahou)
10	Smalls, Isaiah	TE	6-4	222	SO	1V	Los Angeles, CA (Dorsey)
41	Smith, Shemar	ILB	6-1	237	SR	3V	Miami, FL (Jackson)
36	Speights, Omar	ILB	6-1	233	FR	HS	Philadelphia, PA (Crescent Valley [OR])
14	Stewart, I'Shawn	WR	5-10	162	FR*	RS	Bolingbrook, IL (Bolingbrook)
31	Stoudamire, Cam	DB	6-1	176	FR	HS	Lawrenceville, GA (Roosevelt [OR])
82	Stover, Cory	DL	6-6	225	FR	HS	Coos Bay, OR (Marshfield)
72	Suing, Nick	OL	6-3	288	FR	HS	Mt. Angel, OR (Kennedy)
8	Tago, Matthew	OLB	6-2	225	SO	1V	Palmdale, CA (Quartz Hill)
45	Taufa'asau, Ralph	TE	6-4	236	SO*	TM	Pago Pago, American Samoa (Samoana)
42	Taumoelau, Doug	ILB	6-2	226	JR*	2V	Glendale, UT (Brighton)
5	Taylor, Kolby	WR	5-11	211	SO*	1V	Chandler, AZ (Chandler)
81	Togia, Noah	TE	6-4	246	SR*	3V	West Valley City, UT (Hunter)
44	Tufaga, Isaiah	ILB	6-0	224	SO	1V	Laie, HI (Saint Louis School)
2	Tyler Jr., Calvin	RB	5-8	203	SO*	1V	Beaumont, TX (Silsbee)
58	Vanderlaan, Rob	OL	6-5	267	SO	TR	Orinda, CA (Miramonte/Diablo Valley College)
55	Warick, Conner	DL	6-5	261	FR*	RS	Lacey, WA (Timberline)
25	Watson, Moku	DB	6-2	187	SO*	1V	Wahiawa, HI (Leilehua)
71	Wellsfry, Brock	OL	6-5	293	SO*	1V	Richland, WA (Hanford)
7	Whetzel, Kee	DB	6-3	209	JR*	2V	Clearwater, FL (Countyside)
50	Whittle, Jordan	DL	6-1	324	SR*	TR	Richmond, CA (Castlemont/Laney College)
4	Willard, Aidan	QB	6-2	184	SO*	TM	Napa, CA (Justin-Siena)
96	Williams, LaMone	DL	6-3	277	SR*	3V	Kahuku, HI (Kahuku)
2	Wilson, Shawn	DB	5-9	194	SR*	3V	Pomona, CA (Pomona)
21	Wright, Nahshon	DB	6-4	184	SO*	TR	East Palo Alto, CA (James Logan/Laney College)

*Utilized Redshirt Year

TM - Member of the team, but has not lettered.

NUMERICAL ROSTER

NO	NAME	POS
39	Daniel Rodriguez	P
40	Kyrei Fisher	ILB
41	Jeffrey Nelson	P
41	Shemar Smith	ILB
42	Doug Tauemoelau	ILB
43	Luke Leonnig	ILB
44	Cam Sanders	TE
44	Isaiah Tufaga	ILB
45	Simon Sandberg	DL
45	Ralph Taufu'asau	TE
46	Jordan Choukair	K
48	Dylan Black	LS
49	Andrzej Hughes-Murray	OLB
49	Mitchell McCullough	TE
50	Jordan Whittle	DL
52	James Rawls	DL
53	Noah Seumalo	ILB
54	Andre Beall	OL
55	Keli'i Montibon	OL
55	Conner Warick	DL
56	Clay Cordasco	OL
56	Riley Sharp	OLB
58	Rob Vanderlaan	OL
60	Tommy Merickel	LS
61	Tanner Miller	OL
63	Gus Lavaka	OL
64	Nathan Eldridge	OL
65	Onesimus Clarke	OL
67	Joshua Gray	OL
67	Kelsen Hennessy	DL
68	Brandon Kipper	OL
69	Nous Keobounnam	OL
70	Jake Levengood	OL
71	Brock Wellsfry	OL
72	Nick Suing	OL
73	Blake Brandel	OL
74	Brian Espinoza	OL
75	Evan Bennett	DL
75	Keldon Littell	OL
76	Thomas Sio	OL
77	Jaelen Bush	OL
79	Travis Mackay	OL
81	Ryan Franke	OLB
81	Noah Togiai	TE
82	Job Dockery	WR
82	Cory Stover	DL
83	Rocco Carley	TE
84	Teagan Quitroniano	TE
86	Andre Bodden	WR
87	Bryce Bramscher	TE
88	Luke Musgrave	TE
89	Sebastian Briski	DL
89	Jack Holum	TE
90	Isaac Hodgins	DL
91	Jeromy Reichner	DL
92	Isaac Garcia	OLB
95	Keishon Dawkins	DL
96	LaMone Williams	DL
97	Alexander Skelton	DL
98	Cody Anderson	DL
99	Elu Aydon	DL



2019 POSITIONAL BREAKDOWN

OFFENSE

OFFENSIVE LINE (20)

54	Andre Beall	Fr.	6-3	284	Salem, Ore.
73	*** Blake Brandel	Sr.*	6-7	307	Milwaukie, Ore.
77	* Jaelen Bush	So.*	6-7	280	Lacey, Wash.
65	Onesimus Clarke	So.*	6-4	310	Waianae, Hawai'i
56	* Clay Cordasco	Sr.*	6-5	314	Cornish, Maine
64	Nathan Eldridge	Sr.*	6-4	300	Anthem, Ariz.
74	Brian Espinoza	Fr.	6-4	279	Dublin, Calif.
67	Joshua Gray	Fr.	6-4	287	Rancho Cucamonga, Calif.
69	** Nous Keobounnam	Jr.*	6-2	285	Portland, Ore.
68	Brandon Kipper	So.*	6-6	305	Caldwell, Idaho
63	*** Gus Lavaka	Sr.	6-4	347	Kearns, Utah
70	Jake Levengood	Fr.*	6-4	284	Vacaville, Calif.
75	Keldon Littell	So.*	6-4	300	Astoria, Ore.
79	Travis Mackay	So.*	6-7	306	Portland, Ore.
61	Tanner Miller	Fr.	6-1	277	Valencia, Calif.
55	Keli'i Montibon	Jr.*	6-2	291	Hilo, Hawai'i
76	Thomas Sio	Fr.	6-4	344	Anchorage, Alaska
72	Nick Suing	Fr.	6-3	288	Mount Angel, Ore.
58	Rob Vanderlaan	So.	6-5	267	Berkeley, Calif.
71	Brock Wellsfry	So.*	6-5	293	Richland, Wash.

QUARTERBACK (6)

9	Jackson Chryst	Fr.	6-2	203	Palo Alto, Calif.
12	* Jack Colletto	Jr.	6-3	224	Camas, Wash.
3	Tristan Gebbia	So.*	6-2	193	Calabasas, Calif.
6	** Jake Luton	Sr.*	6-7	229	Marysville, Wash.
7	Nick Moore	So.*	6-0	191	Newhall, Calif.
4	Aidan Willard	So.*	6-2	184	Napa, Calif.

RUNNING BACK (10)

32	* Mikey Alfieri	So.*	6-0	195	Portland, Ore.
20	* B.J. Baylor	So.*	5-11	208	Wharton, Texas
33	Collin Bracken	Fr.	6-0	197	Lake Oswego, Ore.
22	* Jermar Jefferson	So.	5-10	214	Harbor City, Calif.
23	Ta'Ron Madison	Fr.	6-1	218	Banning, Calif.
36	Connor Morton	Fr.*	5-9	174	Springfield, Ore.
21	*** Artavis Pierce	Sr.	5-11	208	Lake Alfred, Fla.
30	* Kase Rogers	So.	6-0	207	Houston, Texas
29	Kanoa Shannon	Fr.*	5-9	177	Kaneohe, Hawai'i
2	* Calvin Tyler Jr.	So.*	5-8	203	Beaumont, Texas

TIGHT END (10)

87	* Bryce Bramscher	So.*	6-5	228	Medford, Ore.
83	Rocco Carley	Fr.*	6-6	236	Mount Angel, Ore.
89	Jack Holum	So.*	6-5	247	Lake Oswego, Ore.
49	Mitchell McCullough	Fr.*	6-3	222	Portland, Ore.
88	Luke Musgrave	Fr.	6-6	236	Bend, Ore.
84	* Teagan Quitariano	So.	6-6	256	Salem, Ore.
44	Cam Sanders	Fr.	6-3	220	Corvallis, Ore.
10	* Isaiah Smalls	So.	6-4	222	Los Angeles, Calif.
45	Ralph Taufa'asau	So.*	6-4	236	Pago Pago, American Samoa
81	*** Noah Togia	Sr.*	6-4	246	West Valley City, Utah

WIDE RECEIVER (12)

86	*** Andre Bodden	Sr.*	6-0	173	Carson, Calif.
8	*** Trevon Bradford	Sr.	6-0	182	Oregon City, Ore.
82	Job Dockery	So.*	5-11	192	Tacoma, Wash.
16	* Champ Flemings	So.*	5-5	141	Pasadena, Calif.
18	Anthony Gould	Fr.	5-8	172	Leavenworth, Kansas
17	** Isaiah Hodgins	Jr.	6-4	209	Oakley, Calif.
13	Jesiah Irish	Fr.*	5-11	173	Snoqualmie, Wash.
1	Tyjon Lindsey	So.*	5-9	193	Corona, Calif.
27	Rweha Munyagi Jr.	Fr.*	6-2	194	Seattle, Wash.
19	* Aaron Short	Sr.*	6-1	208	Fairfield, Calif.
14	l'Shawn Stewart	Fr.*	5-10	162	Bolingbrook, Ill.
5	* Kolby Taylor	So.*	5-11	211	Chandler, Ariz.

SPECIALISTS

PLACEKICKER (2)

46	*** Jordan Choukair	Sr.*	6-1	195	Poway, Calif.
35	Everett Hayes	Fr.	6-0	187	Granite Bay, Calif.

PUNTER (3)

41	Jeffrey Nelson	Fr.	6-2	174	Clackamas, Ore.
39	** Daniel Rodriguez	Sr.*	5-10	206	Pleasanton, Calif.
38	Luke Loecher	So.*	6-4	208	Cedar Falls, Iowa

LONG SNAPPER (3)

48	Dylan Black	Fr.	6-1	217	Reno, Nev.
37	** Keegan Firth	Sr.*	6-4	218	Corvallis, Ore.
60	Tommy Merickel	Sr.*	6-1	219	Camarillo, Calif.

DEFENSE

DEFENSIVE LINE (15)

98	* Cody Anderson	So.*	6-4	272	Springfield, Ore.
99	*** Elu Aydon	Sr.	6-3	377	Leone, American Samoa
75	Evan Bennett	Fr.	6-1	272	Sacramento, Calif.
89	Sebastian Briski	Fr.*	6-3	255	Pago Pago, American Samoa
95	Keishon Dawkins	Fr.*	6-5	286	Wilsonville, Ore.
67	Kelsen Hennessy	Fr.	6-5	275	Clackamas, Ore.
90	* Isaac Hodgins	So.	6-0	271	Oakley, Calif.
52	James Rawls	So.	6-3	263	Inglewood, Calif.
91	* Jeremy Reichner	Sr.	6-2	270	Philadelphia, Pa.
45	Simon Sandberg	Jr.*	6-3	271	Karlstad, Sweden
97	Alexander Skelton	So.*	6-1	290	Honolulu, Hawai'i
82	Cory Stover	Fr.	6-6	225	Coos Bay, Ore.
55	Conner Warick	Fr.*	6-4	261	Lacey, Wash.
50	Jordan Whittley	Sr.*	6-0	324	Richmond, Calif.
96	*** LaMone Williams	Sr.*	6-3	277	Kahuku, Hawai'i

INSIDE LINEBACKER (10)

20	Jackson Cloyd	Fr.	6-2	227	Orange, Calif.
32	Michael Erhart	Fr.	6-0	228	Westlake Village, Calif.
40	Kyrei Fisher	So.*	6-1	240	Tulsa, Okla.
43	** Luke Leonnig	Jr.*	6-0	221	Eagle, Idaho
34	Avery Roberts	So.*	6-1	231	Wilmington, Del.
53	Noah Seumalo	So.*	6-1	232	Corvallis, Ore.
41	*** Shemar Smith	Sr.	6-1	237	Miami, Fla.
36	Omar Speights	Fr.	6-1	233	Philadelphia, Pa.
42	** Doug Taumoelau	Jr.*	6-2	226	Glendale, Utah
44	* Isaiah Tufaga	So.	6-0	224	Laie, Hawai'i

OUTSIDE LINEBACKER (9)

27	Cade Brownholtz	Fr.	6-3	220	Sacramento, Calif.
81	Ryan Franke	Fr.	6-3	216	Camarillo, Calif.
92	* Isaac Garcia	So.*	6-4	248	Bellevue, Wash.
15	Addison Gumbs	So.*	6-3	242	Hayward, Calif.
49	*** Andrzej Hughes-Murray	Sr.	6-2	247	Federal Way, Wash.
1	* John McCartan	So.	6-5	223	Rancho Santa Margarita, Calif.
9	** Hamilcar Rashed Jr.	Jr.*	6-4	236	Phoenix, Ariz.
56	Riley Sharp	Fr.*	6-6	236	Salt Lake City, Utah
8	* Matthew Tago	So.	6-2	225	Palmdale, Calif.

DEFENSIVE BACK (22)

16	Akili Arnold	Fr.	5-11	190	Lake Forest, Calif.
18	Alex Austin	Fr.	6-1	169	Long Beach, Calif.
13	TraJon Cotton	So.*	6-1	188	Sacramento, Calif.
23	** Isaiah Dunn	Jr.	6-0	191	Oakland, Calif.
26	Jojo Forest	Fr.	5-10	167	Orange, Calif.
3	** Jaydon Grant	Jr.*	6-0	180	West Linn, Ore.
29	Myles Green-Richards	Fr.*	5-11	170	Eugene, Ore.
19	Marcus Harris	Fr.	5-10	171	Portland, Ore.
14	* Kaleb Hayes	So.*	6-0	184	San Bernardino, Calif.
10	** Omar Hicks-Onu	Sr.*	6-1	199	Carrollton, Texas
5	* Jeffrey Manning Jr.	So.*	6-1	194	Los Angeles, Calif.
33	*** Jalen Moore	Sr.*	6-0	213	Denver, Colo.
35	* Mason Moran	Jr.*	6-3	192	Gilbert, Ariz.
24	* David Morris	So.*	6-3	210	Sherwood, Ore.
28	Kitan Oladapo	Fr.*	6-2	201	Happy Valley, Ore.
4	Jaden Robinson	Fr.*	6-0	183	Auburn, Wash.
22	Wynston Russell	Fr.	5-9	168	Chicago, Ill.
31	Cam Stoudamire	Fr.	6-1	176	Lawrenceville, Ga.
25	* Moku Watson	So.*	6-2	187	Wahiawa, Hawai'i
7	** Kee Whetzel	Jr.*	6-3	209	Clearwater, Fla.
2	*** Shawn Wilson	Sr.*	5-9	194	Pomona, Calif.
21	Nahshon Wright	So.*	6-4	184	East Palo Alto, Calif.





**MIKEY
ALFIERI** #32
RB

R. Sophomore • 6-0 • 195 • 1L
Major: Communication
Portland, Ore.
Jesuit HS

2018 (REDSHIRT FRESHMAN)

- Played in eight games, carrying the ball four times for 22 yards against Stanford while tallying a reception for 8 yards
- Made two tackles on special teams
- Pac-12 All-Academic Honorable Mention selection

2017 (FRESHMAN)

- Redshirted after joining the team during the season

JESUIT HIGH SCHOOL

- Played running back and safety at Jesuit for head coach Ken Potter
- Helped lead Jesuit to a 2015 6A State Championship
- Also lettered in track

PERSONAL

- Majoring in pre-communication
- Son of Phil and Kelly Alfieri
- Has four brothers, Nick, Anthony, Joey and Andy, and one sister, Jamie
- Father, Phil, played football at Oregon State. His mother, Kelly, ran track at OSU. Joey played football at Stanford and Nick played at Georgetown
- Enjoys playing piano

ALFIERI'S CAREER RUSHING STATISTICS

Year	G	Att	Yds	TD	Lg	Avg/C	Avg/G
2018	8	4	22	0	7	5.5	2.8

ALFIERI'S CAREER RECEIVING STATISTICS

Year	G	Rec	Yds	TD	Lg	Rec/G	Avg/C	Avg/G
2018	8	1	8	0	8	0.1	8.0	1.0

ALFIERI'S CAREER DEFENSIVE STATISTICS

Year	G	UA	A	Total	TFL	Yds	PD	FF	FR	Blkd	QBH
2018	8	2	0	2	0.0	0	0	0	0	0	0

ALFIERI'S RUSHING GAME-BY-GAME (2018 — played in 11 games)

Opponent	No.	Yds	TD	LG
@ Stanford	4	22	0	7

ALFIERI'S RECEIVING GAME-BY-GAME (2018 - played in 8 games)

Opponent	No.	Yds	TD	LG
@ Stanford	1	8	0	8

ALFIERI'S DEFENSIVE GAME-BY-GAME STATS (2018 - played in 8 games)

Opponent	Tck	TFL	BrUp
Washington State	1	0.0-0	0
California	1	0.0-0	0



Mikey Alfieri | Photo: Karl Maasdam



**CODY
ANDERSON** #98
DL

R. Sophomore • 6-4 • 272 • 1L
Major: Kinesiology
Springfield, Ore.
Thurston HS

2018 (REDSHIRT FRESHMAN)

- Played in six games, totaling one tackle against Nevada

2017 (FRESHMAN)

- Redshirted after joining the team during the season

THURSTON HIGH SCHOOL

- Three-year letterwinner at defensive back and wide receiver for head coach Justin Starck
- Earned honorable mention all-league honors at safety
- Also lettered in basketball

PERSONAL

- Born in Great Falls, Mont.
- Majoring in kinesiology
- Son of Shane and Shanna Anderson
- Has one sister, Jodeci
- Following college wants to be in the law enforcement field
- Enjoys fishing and hunting in his spare time

ANDERSON'S CAREER DEFENSIVE STATISTICS

Year	G	UA	A	Total	TFL	Yds	PD	FF	FR	Blkd	QBH
2018	6	1	0	1	0.0	0	0	0	0	0	0

ANDERSON'S GAME-BY-GAME STATS (2018 - played in 6 games)

Opponent	Tck	TFL	Sacks
@ Nevada	1	0.0-0	0.0-0



Cody Anderson | Photo: Karl Maasdam



**AKILI
ARNOLD** #16
DB

Freshman • 5-11 • 190 • HS
Major: University Exploratory Studies
Lake Forest, Calif.
Mission Viejo HS

MISSION VIEJO HIGH SCHOOL

- Letterwinner for head coach Chad Johnson
- Rated three stars by both 247Sports and Rivals.com
- Ranked amongst the top 100 players in the state of California by 247Sports



- Played in the January 2019 Polynesian Bowl
- Named the 2018 County Defensive Player of the Year by the Orange County Register. He was also named the Offensive Most Valuable Player in the South Coast League
- Credited with 32 tackles his senior season, adding seven interceptions for 176 return yards and six pass deflections
- Offensively, caught 53 passes for 870 yards and seven touchdowns. Also credited with 236 kick return yards and 143 punt return yards
- Helped Mission Viejo to a 12-1 record as a junior in 2017
- Made 25 tackles with two interceptions and two pass deflections
- Offensively, ran the ball 157 times for 1,467 yards and 14 touchdowns. Finished with eight 100-yard games.
- Was also a standout in track and field, competing in the 100 and the 4x100

PERSONAL

- Son of Sina and Junior Arnold
- Has three brothers: Alijah, Easton, Jett
- Has two sisters: Aliese, Payton
- Chose Oregon State because "It felt like it was the best fit for me. Corvallis is a beautiful place and the people in Corvallis are very supportive and loyal to Oregon State. I also believe that the football team is building something special."



Elu Aydon | Photo: Karl Maasdam



**ALEX
AUSTIN** #18
DB

Freshman • 6-1 • 169 • HS
Major: Business Administration
Long Beach, Calif.
Long Beach Poly HS

LONG BEACH POLY HIGH SCHOOL

- 247Sports three-star recruit
- 60 tackles with 14 pass breakups over his last two seasons combined
- Also played WR, and returned kickoffs and punts
- One of 45 players to be selected to the USA Under-19 team that participated in games in Mexico City in the summer of 2017
- Also a standout sprinter in the 100 and 200 meters.
- Los Angeles Sentinel Student-Athlete of the Week in August 2018

PERSONAL

- His father Al Austin is a Long Beach City Councilman
- Studying business administration

- Totaled 16 tackles, including eight solo, with half a tackle for loss
- Recorded a season-best four tackles in the win over Portland State

2016 (REDSHIRT FRESHMAN)

- Played in all 12 games making four starts at nose tackle
- Finished the season with 21 tackles from the middle of the interior line
- Set his season-high with four tackles against Boise State and matched it at Colorado and at Washington
- Recorded the first sack of his career in the Civil War win over Oregon
- Blocked a first quarter PAT at Colorado
- Pac-12 All-Freshman Team by Athlon

2015 (FRESHMAN)

- Signed a National Letter of Intent to play football at Oregon State in February
- Did not play in a game, using his redshirt season
- Played at defensive tackle for the scout team
- Coaching staff considered adding him to the active roster 2015
- Won the "Other Side" talent show as a singer in the spring

LEONE HIGH SCHOOL

- Three-star athlete by 247Sports and Scout
- 247Sports ranked him No. 66 nationally on its defensive tackles list
- Three-year letterman, two-year varsity captain
- Attended the All-Poly Camp in Utah during the summer of 2014
- Invited to play in the Polynesian All-America Bowl
- Played in the Samoa Bowl
- Named Male Athlete of the Year at Leone



**ELU
AYDON** #99
DL

R. Senior • 6-3 • 377 • 3L
Major: Sociology
Leone, American Samoa
Leone HS

PERSONAL

- Born Emmanuel Aydon in Honolulu, Hawai'i
- Son of James and Faau Aydon
- Has one sister, Mary
- Enjoys singing and playing basketball
- Received the leadership award in high school
- Lists J.J. Watt as his favorite athlete
- A part of the Poly Notes, an acapella group, with Miki Fifita, Alexander Skelton and Gus Lavaka
- Assisted as a volunteer with kids' wrestling and football camps in Pendleton
- Wants to be the governor of Samoa someday and is pursuing an internship in Samoa
- Has graduated with a degree in sociology

PRONOUNCED EL-LOU A-DEN

CAREER

- Enters the 2019 season with 74 tackles in 33 career games, including seven starts. Has added 7 tackles for loss and 1.5 sacks

2018 (REDSHIRT JUNIOR)

- Played in 11 games, totaling 37 tackles with 4.5 for a loss and half a sack. Added a blocked kick against Colorado
- Posted a season-best eight tackles in the season finale versus Oregon
- Totaled 1.5 tackles for loss against Washington
- Finished with five tackles, including half for a loss, with the blocked kick at Colorado
- Picked up half a sack at Nevada

2017 (REDSHIRT SOPHOMORE)

- Played in 10 games, making two starts

AYDON'S CAREER DEFENSIVE STATISTICS

Year	G	UA	A	Total	TFL	Yds	PD	FF	FR	Blkd	QBH
2016	12	10	11	21	2.0	4	0	0	0	1	0
2017	10	8	8	16	0.5	0	0	0	0	0	0
2018	11	15	22	37	4.5	8	0	0	0	1	0
TOTAL	33	33	41	74	7.0	12	0	0	0	2	

AYDON'S CAREER SACKS STATISTICS

Year	G	UA	A	Total	Yds
2016	12	1	0	1.0	3
2017	10	0	0	0.0	0
2018	11	0	1	0.5	3
TOTAL	33	1	1	1.5	6



AYDON'S GAME-BY-GAME STATS (2018 - played in 11 games)

Opponent	Tck	TFL	Sacks
@ Ohio State	2	0.0-0	0.0-0
Southern Utah	2	0.0-0	0.0-0
@ Nevada	3	0.5-3	0.5-3
Arizona	3	0.0-0	0.0-0
@ Arizona State	2	1.0-1	0.0-0
Washington State	2	0.0-0	0.0-0
@ Colorado	5	0.5-0	0.0-0
USC	3	0.0-0	0.0-0
@ Stanford	4	1.0-1	0.0-0
@ Washington	3	1.5-3	0.0-0
Oregon	8	0.0-0	0.0-0

BLOCK-1 (COLO)

AYDON'S GAME-BY-GAME STATS (2017 - played in 10 games)

Opponent	Tck	TFL	Sacks
Portland State	4	0.0-0	0.0-0
Minnesota	1	0.0-0	0.0-0
@ USC	2	0.0-0	0.0-0
Colorado	3	0.0-0	0.0-0
Stanford	2	0.0-0	0.0-0
Arizona State	1	0.0-0	0.0-0
@ Oregon	3	0.5-0	0.0-0

AYDON'S GAME-BY-GAME STATS (2016 - played in all 12 games)

Opponent	Tck	TFL	Sacks
Idaho State	1	1.0-1	0.0-0
Boise State	4	0.0-0	0.0-0
@ Colorado	4	0.0-0	0.0-0
Utah	1	0.0-0	0.0-0
@ Washington	4	0.0-0	0.0-0
@ Stanford	3	0.0-0	0.0-0
Arizona	2	0.0-0	0.0-0
Oregon	2	1.0-3	1.0-3

BLOCK-1 (COLO)



B.J. #20
BAYLOR RB

R. Sophomore • 5-11 • 208 • 1L
Major: Public Health
Wharton, Texas
Wharton HS

2018 (REDSHIRT FRESHMAN)

- Played in nine games, finishing with 24 carries for 80 yards and one touchdown. Added two catches for 4 yards
- Posted a season-high 27 yards rushing on two carries against Washington State, scoring once. Ran for a season-long 23 yard carry versus the Cougars
- Carried the ball 10 times against California

2017 (FRESHMAN)

- Did not play. Utilized his redshirt season

WHARTON HIGH SCHOOL

- Rushed for 1,997 yards and 24 touchdowns as a senior plus four receiving scores
- Led Wharton to the Class 4A playoffs
- Victoria (Texas) Advocate All-Area Team member
- Offensive MVP of District 15-4A
- Two-time District 15-4A all-league
- Running back MVP at the Next Level Houston Showcase in January 2017
- Four-year starter, sharing running back duties until his senior year
- Also played linebacker, safety and kick returner during his prep career

PERSONAL

- Full name is Benjamin Baylor
- Majoring in public health
- Son of Benjamin and Linda Baylor
- Has one sister, Alexis



B.J. Baylor | Photo: Karl Maasdam

- Cousin is former OSU standout Pac-12 Men's Soccer Player of the Year Khiry Shelton
- His mother is a cousin to former OSU standouts Jacquizz and James Rodgers
- Chose Oregon State because of "the coaches, the environment and the academics."
- Aspires to be a college football coach after his playing career due to the mentoring of Oregon State running backs Coach Michael Pitre
- Member of Wharton High School's student council

BAYLOR'S CAREER RUSHING STATISTICS

Year	G	Att	Yds	TD	Lg	Avg/C	Avg/G
2018	9	24	80	1	23	3.3	8.9

BAYLOR'S CAREER RECEIVING STATISTICS

Year	G	Rec	Yds	TD	Lg	Rec/G	Avg/C	Avg/G
2018	9	2	4	0	2	0.2	2.0	0.4

BAYLOR'S RUSHING GAME-BY-GAME (2018 — played in 9 games)

Opponent	No.	Yds	TD	LG
@ Ohio State	2	7	0	5
Southern Utah	4	11	0	11
@ Arizona State	1	12	0	12
Washington State	2	27	1	23
California	10	18	0	7
@ Washington	4	4	0	2
Oregon	1	1	0	1

BAYLOR'S RECEIVING GAME-BY-GAME (2018 - played in 9 games)

Opponent	No.	Yds	TD	LG
California	1	2	0	2
@ Colorado	1	2	0	2



ANDRE #54
BEALL OL

Freshman • 6-3 • 284 • HS
Major: University Exploratory Studies
Salem, Ore.
North Salem

NORTH SALEM HIGH SCHOOL

- Two-year letterwinner for head coach Jeff Flood
- Saw action on the offensive line and at defensive end
- Named to the 2018 All Mid-Valley First-Team. Also selected First-team all-Mid-Willamette Conference

PERSONAL

- Has not declared a major but intends to focus on business and business management at Oregon State
- Son of Andrea Robles and Tokala Beall
- Has one step-sister, Savannah





EVAN BENNETT #75 DL

Freshman • 6-1 • 272 • HS
 Major: University Exploratory Studies
 Sacramento, Calif.
 Mater Dei HS

2019 (FRESHMAN)

- Joined the Oregon State program in January 2019 in time for spring practices

MATER DEI HIGH SCHOOL

- 247Sports three-star recruit
- Letterwinner for head coach Bruce Rollinson
- 97 tackles with 10.5 tackles-for-loss over last two prep seasons
- Led Mater Dei to a No. 1 national ranking in the country. Mater Dei won the CIF title in 2018
- Rated among the top 100 players in the country at his position per ESPN
- First-team all-league

PERSONAL

- Son of Katina and Shane Bennett
- Father, Shane, played offensive line at Texas State
- Has one sister, Madyson
- Interested in going into the health and medical field after his playing career
- Chose Oregon State because of “family ties. My dad grew up in Oregon and my uncle Lance is an alum. I love what Coach Smith and his staff are building at OSU. I feel honored to be a part of the OSU family.”



DYLAN BLACK #48 LS

Freshman • 6-1 • 217 • HS
 Major: Environmental Sciences
 Reno, Nev.
 Bishop Manogue HS

BISHOP MANOGUE HIGH SCHOOL

- Letterwinner for head coach Ernie Howren
- Part of a Bishop Manogue team that went 11-4 in 2018
- Also played left guard and linebacker during his high school career

PERSONAL

- Born in Bend, Ore.
- Son of Shanon and Brett Black
- Has one brother, Dustin
- Majoring in environmental sciences
- All-state for academics in high school
- Chose Oregon State because “Everything about Oregon State welcomed me in. I felt like I was already at home. The coaches and players treated me like I was already on the team.”



ANDRE BODDEN #86 WR

R. Senior • 6-0 • 173 • 3L
 Major: Accountancy
 Carson, Calif.
 Cathedral HS

PRONOUNCED BO-din

CAREER

- Has played in 31 career games, catching three passes and totaling 14 tackles
- 2018 All-Pac-12 Honorable Mention on special teams
- Member of the 2016 Pac-12 All-Academic Second Team and 2018 Honorable Mention All-Academic

2018 (REDSHIRT JUNIOR)

- Played in 10 games, totaling two catches for 37 yards and four tackles, all on special teams
- All-Pac-12 Honorable Mention on special teams. Added a blocked punt in the red zone at Washington
- Caught a 25-yard pass against Southern Utah, a season-high

2017 (SOPHOMORE)

- Appeared in 11 games, playing mostly on special teams. Lone reception came for 9 yards against California

2016 (REDSHIRT FRESHMAN)

- Played in 10 games mostly on special teams
- Registered four tackles
- Recorded a fumble recovery on a punt against Washington State
- Earned Pac-12 All-Academic Second Team honors

2015 (FRESHMAN)

- Joined the Oregon State football program in August
- Did not play in a game, using his redshirt season

CATHEDRAL HIGH SCHOOL

- Played wide receiver, cornerback and special teams for the Phantoms
- Also participated in track & field – high jump, long jump and the 400-meters

PERSONAL

- Born in Harbor City, Calif.
- Son of Earl and Dietrah Bodden
- Has a two sisters, Detriana and Dolores
- Member of National Honor Society and the California Scholarship Federation
- Honor Roll student and senior class treasurer
- Lists his favorite athlete as Kyrie Irving
- He and teammate Calvin Tyler Jr., among other student-athletes, have reinstated Kapp Alpha Si, a historically African American fraternity
- Studying accountancy



Andre Bodden | Photo: Karl Maasdam



BODDEN'S CAREER RECEIVING STATISTICS

Year	G	Rec	Yds	TD	Lg	Rec/G	Avg/C	Avg/G
2016	10	0	0	0	0	0.0	0.0	0.0
2017	11	1	9	0	9	0.1	9.0	0.8
2018	10	2	37	0	25	0.2	18.5	3.7
TOTAL	31	3	46	0	25	0.1	15.3	1.5

BODDEN'S CAREER DEFENSIVE STATISTICS

Year	G	UA	A	Total	TFL	Yds	PD	FF	FR	Blkd	QBH
2016	10	1	3	4	0.0	0	0	0	1	0	0
2017	11	6	0	6	0.0	0	0	0	1	0	0
2018	10	4	0	4	0.0	0	0	0	0	1	0
TOTAL	31	11	3	14	0.0	0	0	0	2	1	0

BODDEN'S RECEIVING GAME-BY-GAME (2018 - played in 10 games)

Opponent	No.	Yds	TD	LG
Southern Utah	1	25	0	25
@ Washington	1	12	0	12

BODDEN'S RECEIVING GAME-BY-GAME (2017 - played in 11 games)

Opponent	No.	Yds	TD	LG
@ California	1	9	0	9

BODDEN'S DEFENSIVE GAME-BY-GAME STATS (2018 - played in 10 games)

Opponent	Tck	TFL	BrUp
Washington State	2	0.0-0	0
@ Colorado	1	0.0-0	0
@ Stanford	1	0.0-0	0

BLOCK-1 (WASH)

BODDEN'S DEFENSIVE GAME-BY-GAME STATS (2017 - played in 11 games)

Opponent	Tck	TFL	BrUp
@ Colorado State	0	0.0-0	0
Portland State	0	0.0-0	0
Minnesota	0	0.0-0	0
@ Washington State	2	0.0-0	0
Washington	0	0.0-0	0
@ USC	1	0.0-0	0
Colorado	0	0.0-0	0
Stanford	1	0.0-0	0
@ California	0	0.0-0	0
@ Arizona	0	0.0-0	0
Arizona State	2	0.0-0	0

FR-1 (CSU)

BODDEN'S DEFENSIVE GAME-BY-GAME STATS (2016 - played in 10 games)

Opponent	Tck	TFL	BrUp
Washington State	1	0.0-0	0
@ Stanford	1	0.0-0	0
@ UCLA	1	0.0-0	0
Arizona	1	0.0-0	0



Trevon Bradford | Photo: Karl Maasdam

- Topped 100 yards receiving twice: had 104 in the season opener against Ohio State and 120 at Stanford
- Had a career-long 63-yard reception against the Cardinal
- Caught five or more passes in seven of his 11 games
- Posted two receiving touchdowns in the season opener at Ohio State, including one for 49 yards
- Ran for a career-long 56-yard rush against Washington State
- Tallied two carries for 35 yards against Washington

2017 (SOPHOMORE)

- Appeared in 11 games, making two starts
- Made 11 catches for 204 yards, and totaled one rush for 36 yards, against Arizona State
- Added 3 punt returns, totaling 36 yards. Season-long return of 33 yards came against USC
- Opened the season with three receptions for 34 yards at Colorado State
- Recorded a season-long 41-yard reception against Colorado
- Caught two passes for 37 yards versus California in Berkeley

2016 (FRESHMAN)


- Played in eight games as a true freshman
- Registered five catches for 60 yards and a touchdown in his freshman campaign
- Made his first major impact with three catches for 51 yards including his first career touchdown in OSU's win over Arizona
- Carried the ball on an end around once in 2016 for a four-yard gain
- Also returned one kickoff at Colorado
- Graduated high school early to enroll at Oregon State in March of 2016
- Participated in the spring practice session
- Performed well in Spring Ball earning a spot in the two-deep as an inside receiver
- Recorded three receptions for 17 yards and the winning touchdown in the Spring Game
- Signed a National Letter of Intent to play at Oregon State in February 2016

OREGON CITY HIGH SCHOOL

- Rivals, Scout, ESPN and 247Sports three-star recruit
- Considered the No. 6 recruit in the state of Oregon by Rivals, Scout, MaxPreps and 247Sports
- Scout also had him ranked as the No. 1 wide receiver in the state
- 2015 Mt. Hood Conference Offensive Player of the Year
- Earned first team all-conference on offense, defense and as a returner in 2015
- Tacoma News-Tribune Northwest Nuggets team member
- 2015 Oregon 6A all-state first team at receiver and second team as a defensive back
- 60 receptions for 1,176 yards and 19 touchdowns as a senior for the Pioneers
- Registered 980 receiving yards and 20 touchdowns in 2014
- First team all-conference on offense and defense as a sophomore
- Earned second team all-league as a freshman at defensive back
- Two-time team captain
- Also earned three letters on the OCHS track team and two letters on the basketball team
- Anchored the state champion 4x100 relay as a junior
- Finished fifth in state in the 100-meters in 2015

PERSONAL

- Born in Portland, Ore.
- Majoring in sociology
- Son of Gayle Bradford
- Has one brother, Teron, and three sisters, Tiani, Toria and Tyra
- Enjoys listening to music, wakeboarding, playing basketball, swimming and snowmobiling
- Has spent time as a volunteer youth coach and camp counselor



TREVON BRADFORD #8 WR

Senior • 6-0 • 182 • 3L
 Major: Sociology
 Oregon City, Ore.
 Oregon City HS

PRONOUNCED truh-von

CAREER

- Has played in 30 games, starting 13, and has totaled 72 catches for 913 yards and seven touchdowns. Has also carried the ball 14 times for 176 yards overall
- 2018 All-Pac-12 Honorable Mention team

2018 (JUNIOR)

- Named All-Pac-12 Honorable Mention
- Played in 11 games, totaling 56 catches for 649 yards and three touchdowns. Added 12 carries for 136 yards and five punt returns
- Finished with a career-best 10 catches against USC, finishing with 63 yards receiving



BRADFORD'S CAREER RECEIVING STATISTICS

Year	G	Rec	Yds	TD	Lg	Rec/G	Avg/C	Avg/G
2016	8	5	60	1	35	0.6	12.0	7.5
2017	11	11	204	0	41	1.0	18.5	18.5
2018	11	56	649	6	63	5.1	11.6	59.0
TOTAL	30	72	913	7	63	2.4	12.7	30.4

BRADFORD'S CAREER RUSHING STATISTICS

Year	G	Att	Yds	TD	Lg	Avg/C	Avg/G
2016	8	1	4	0	4	4.0	0.5
2017	11	1	36	0	36	36.0	3.3
2018	11	12	136	0	56	11.3	12.4
TOTAL	30	14	176	0	56	12.6	5.9

BRADFORD'S CAREER KICK RETURN STATISTICS

Year	G	No.	Yds	TD	Lg	Avg/R	Avg/G
2016	8	1	15	0	15	15.0	1.9
2017	11	0	0	0	0	0.0	0.0
2018	11	2	71	0	55	35.5	6.5
TOTAL	30	3	86	0	55	28.7	2.9

BRADFORD'S CAREER PUNT RETURN STATISTICS

Year	G	No.	Yds	TD	Lg	Avg/R	Avg/G
2016	8	0	0	0	0	0.0	0.0
2017	11	3	36	0	33	12.0	3.3
2018	11	5	47	0	47	9.4	4.3
TOTAL	30	8	83	0	47	10.4	2.8

BRADFORD'S CAREER ALL PURPOSE STATISTICS

Year	G	Rush	Rec	PR	KR	IR	Total	Avg/G
2016	8	4	60	0	15	0	79	9.9
2017	11	36	204	36	0	0	276	25.1
2018	11	136	649	47	71	0	903	82.1
TOTAL	30	176	913	83	86	0	1258	41.9

BRADFORD'S RECEIVING GAME-BY-GAME (2018 - played in 11 games)

Opponent	No.	Yds	TD	LG
@ Ohio State	6	104	2	49
Southern Utah	3	47	1	33
Arizona	5	29	1	10
@ Arizona State	2	15	0	11
Washington State	8	68	0	21
California	3	34	0	24
@ Colorado	5	36	1	10
USC	10	63	0	14
@ Stanford	5	120	1	63
@ Washington	4	62	0	31
Oregon	5	71	0	41

BRADFORD'S RECEIVING GAME-BY-GAME (2017 - played in 11 games)

Opponent	No.	Yds	TD	LG
@ Colorado State	3	34	0	34
@ Washington State	1	13	0	13
Washington	1	5	0	5
Colorado	1	41	0	41
Stanford	1	15	0	15
@ California	2	37	0	33
Arizona State	1	19	0	19
@ Oregon	1	40	0	40

BRADFORD'S RECEIVING GAME-BY-GAME (2016 - played in 8 games)

Opponent	No.	Yds	TD	LG
Washington State	1	2	0	2
Arizona	3	51	1	35
Oregon	1	7	0	7

BRADFORD'S RUSHING GAME-BY-GAME (2018 — played in 11 games)


Opponent	No.	Yds	TD	LG
@ Ohio State	3	23	0	13
Arizona	1	13	0	13
@ Arizona State	1	-1	0	0
Washington State	1	56	0	56
California	1	-4	0	0
@ Colorado	2	-1	0	1
@ Washington	2	35	0	24
Oregon	1	15	0	15

BRADFORD'S RUSHING GAME-BY-GAME (2017 — played in 11 games)

Opponent	No.	Yds	TD	LG
Arizona State	1	36	0	36

BRADFORD'S RUSHING GAME-BY-GAME (2016 — played in 8 games)

Opponent	No.	Yds	TD	LG
Boise State	1	4	0	4



**BRYCE
BRAMSCHER** **#87
TE**

R. Sophomore • 6-5 • 228 • 1L
Major: Business Administration
Medford, Ore.
St. Mary's HS

2018 (REDSHIRT FRESHMAN)

- Appeared in 11 games

2017 (FRESHMAN)

- Did not play, utilizing his redshirt season

ST. MARY'S HIGH SCHOOL

- Named St. Mary's team MVP as a senior after compiling 19 touchdowns and over 1,200 yards receiving
- Three-year letterman as a tight end, wide receiver, strong safety and outside linebacker
- Earned first team all-state
- Played in the East-West Shrine Game as a senior
- Two-time team captain
- Also a basketball standout helping Crusaders to a state title as a junior

PERSONAL

- Born in Santa Monica, Calif.
- Son of Craig and Jennifer Bramscher
- Has two brothers, Brody and Brooks, and a sister, Lauren
- Father, Craig, participated in track and field at Wichita State
- Grandfather, Robert Johnson, played basketball at Stanford
- Enjoys playing basketball and baseball, fishing, skiing and motorcycling
- Has been involved in community service working with troubled and underprivileged youth
- Studying business administration



**BLAKE
BRANDEL** **#73
OL**

Senior • 6-7 • 307 • 3L
Major: Business Administration
Milwaukie, Ore.
Central Catholic HS

PRONOUNCED Bran-dull

CAREER

- Has played in and started 36 games. His 36 consecutive starts are the longest on the team heading into the 2019 season
- Named Pac-12 All-Academic Honorable Mention three times, in 2016, 2017 and 2018

2018 (JUNIOR)

- Played in and started all 12 games
- Started every game at left tackle
- Part of an offensive line that helped Jermar Jefferson become the first OSU running back to 1,000 yards in a decade. Jefferson had seven games of 100 or more yards, including two of 200 or more.
- Brandel and the offensive line paved the way for eight 100-yard games in 2018 as Artavis Pierce eclipsed that plateau in the season opener at Ohio State
- Pac-12 All-Academic Honorable Mention





Blake Brandel | Photo: Karl Maasdam

2017 (SOPHOMORE)

- Played in and started all 12 games for the Beavers
- Started every game at the left tackle spot
- Part of an offensive line that helped running back Ryan Nall to three 100-yard games and held opponents to just 18 sacks, among the fewest in the Pac-12 Conference
- Pac-12 All-Academic Honorable Mention

2016 (REDSHIRT FRESHMAN)

- Started all 12 games, three at left tackle and nine at right tackle
- Earned the starting job at left tackle coming out of fall camp
- Started the first three games of the year at left tackle; moved over to the right side upon the return of Sean Harlow from injury
- Named to the Pac-12 All-Freshman Team by Athlon
- Pac-12 All-Academic Honorable Mention

2015 (FRESHMAN)

- Signed a National Letter of Intent to play football at Oregon State in February
- Did not play in a game using his redshirt season
- Practiced with the second string at right tackle for most of the season

CENTRAL CATHOLIC HIGH SCHOOL

- Rated the No. 3 prospect in Oregon and the No. 78 overall offensive tackle by Rivals
- Helped the Rams to back-to-back 6A state titles
- 2014 Mt. Hood Conference Co-Offensive Player of the Year
- Played in the Semper Fidelis All-America Bowl
- Two time 6A all-state first team
- Helped CCHS to average 46.9 points and 285 rushing yards per game in 2014
- Three-star recruit
- Also played basketball during his prep career

PERSONAL

- Born in Pendleton, Ore.
- Son of Scott and Tanya Brandel
- Has one sister, Haley
- Father, Scott, played football at Lewis & Clark College
- Lists Jake Long as his favorite athlete
- Has been involved with Special Olympics of Oregon
- Graduate with a degree in business administration



**SEBASTIAN
BRISKI** #89
DL

R. Freshman • 6-3 • 255 • RS
Major: Biology
Pago Pago, American Samoa
Samoana HS

2018 (FRESHMAN)

- Did not play, utilizing his redshirt season

SAMOANA HIGH SCHOOL

- Lettered for Samoana High School and head coach Cyrus Paopao
- Also played basketball

PERSONAL

- Son of Alex and Alisha Briski
- Majoring in biology



**CADE
BROWNHOLTZ** #27
OLB


Freshman • 6-3 • 220 • HS
Major: History
Sacramento, Calif.
Jesuit HS

JESUIT HIGH SCHOOL

- Letterwinner for head coach Marlon Blanton
- Two-time first-team all-league selection
- Credited with 50 tackles as a senior in 2018, adding 19.5 for loss. Talled four sacks and added one interception
- As a junior, in 2017, led Jesuit to a 10-3 mark
- Finished with 57 tackles as a junior, posting five tackles for loss. Also had four sacks and one interception

PERSONAL

- Son of Heather and Scott Brownholtz
- Has two brothers, Calvin and Cole. Calvin is a quarterback at UTEP and Cole is a QB at Incarnate Word
- Father, Scott, played on the offensive line at Georgia
- Majoring in history
- Would like to go into coaching after his playing career



**JAELEN
BUSH** #77
OL

R. Sophomore • 6-7 • 280 • 1L
Major: Civil Engineering
Lacey, Wash.
Timberline HS

2018 (REDSHIRT FRESHMAN)

- Appeared in five games, making one tackle against Arizona. Later moved to the offensive line in the spring

2017 (FRESHMAN)

- Did not play, utilizing his redshirt season

TIMBERLINE HIGH SCHOOL

- Named to first team all-area by the *Daily Olympian* and second team all-area by the *Tacoma News Tribune*
- Earned first team all-league for the South Sound Conference as a senior leading the league in tackles-for-loss (15) and added seven sacks
- Blocked eight passes in 2016 (18 in his career with the Blazers) as a defensive end
- Team captain as a senior
- Earned second team all-league in the 4A Narrows League at defensive end as a junior
- Named Narrows League Defensive Lineman of the Year as a junior
- Earned first team all-league for the South Sound Conference as a senior
- Awarded the George Stegie Award for leadership and excellence on and off the field at Timberline
- Also earned four varsity letters as a center/forward for the basketball team and three letters as the goalkeeper for the Blazers' soccer team
- Earned all-league honors for both basketball and soccer as well

PERSONAL

- Born in Bellingham, Wash.
- Son of Jason and Stephanie Bush
- Has one sister, Arianna
- Comes from an athletic family - grandfather, Jerry A. Bush, ran track and played football in college; cousin, Ron Homes played football and uncle Jerry E. Bush, played basketball in college



- Enjoys playing classical guitar
- Honor Roll student at Timberline
- Participated in a summer job shadow with Benton County Engineers
- Has volunteered with several youth athletic camp through his high school and has been involved with the Thurston County Special Olympics Basketball Program
- Chose to attend Oregon State because "I love the location, the campus is great and the people in and around Corvallis are so welcoming. In addition, the engineering programs available at OSU are exceptional and provide a great deal of opportunity."
- Studying engineering with aspirations of working for a city or state government agency

BUSH'S CAREER DEFENSIVE STATISTICS

Year	G	UA	A	Total	TFL	Yds	PD	FF	FR	Blkd	QBH
2018	5	0	1	1	0.0	0	0	0	0	0	0

BUSH'S DEFENSIVE GAME-BY-GAME STATS (2018 - played in 5 games)

Opponent	Tck	TFL	Sacks
Arizona	1	0.0-0	0.0-0



Jordan Choukair | Photo: Dave Nishitani



ROCCO CARLEY #83 TE

Freshman • 6-6 • 236 • HS
 Major: Sociology
 Mount Angel, Ore.
 Kennedy HS

KENNEDY HIGH SCHOOL

- Letterwinner for head coach Joe Panuke
- First-team all-league and all-state at wide receiver during his career at Kennedy
- Also lettered in basketball where he was an all-league selection

PERSONAL

- Born in Corvallis, Ore.
- Son of Rachel and Josh Carley
- Father, Josh, played football at Oregon State
- Has three sisters: Sophia, Meah and Ruby
- Majoring in sociology
- Chose Oregon State because of "great academics and I've been a Beaver fan my whole life."

- Long of 49 yards came on a 3-for-3 day at California
- Made 4-of-5 field goals against Colorado at Reser Stadium, including a long of 37 yards
- Averaged 62.2 yards per kickoff, with 15 touchbacks over 48 total kicks
- Pac-12 All-Academic Honorable Mention

2016 (REDSHIRT FRESHMAN)

- Finished the season, the last three games, as the Beavers' primary field goal kicker but was only called upon once
- Split the uprights on his first field goal of his career, hitting from 20 yards at UCLA

2015 (FRESHMAN)


- Signed a financial aid agreement to join the OSU football program in August
- Did not play in a game, using his redshirt season

POWAY HIGH SCHOOL

- Earned eight letters for the Titans, four in football and two each in baseball and soccer
- Named the Palomar Kicker of the Year in 2014
- Rated a five-star kicker by Chris Sailer
- Ranked as the No. 1 kicker by National Camp Series
- Played for the U.S. National Football Team in 2013

PERSONAL

- Born in Poway, Calif.
- Son of John and Marisa Choukair
- Has a sister, Alexandra
- Father, John, was a kicker in the NFL
- Enjoys wakeboarding and golfing. Has a six-handicap in golf
- Graduated in the spring with a degree in digital communication arts
- Passed his real estate license in July 2019



JORDAN CHOUKAIR #46 K

R. Senior • 6-1 • 195 • 3L
 Major: Digital Communication Arts
 Poway, Calif.
 Poway HS

CHOUKAIR'S CAREER KICKING STATISTICS

Year	FGM-FGA	PCT	1-19	20-29	30-39	40-49	50-99	LG	XP-XPA
2016	1-1	1.000	0-0	1-1	0-0	0-0	0-0	20	0-0
2017	12-19	.632	0-0	3-3	6-7	3-5	0-4	49	30-30
2018	12-20	.600	0-0	2-3	6-7	4-9	0-1	47	35-38
TOTAL	25-40	.625	0-0	6-7	12-14	7-14	0-5	40	65-68

PRONOUNCED SHOE-care

CAREER

- Has connected on 25-of-40 field goal attempts. Posted a career-long 49 yards against California in 2017
- Earned Pac-12 All-Academic Honorable Mention after his sophomore and junior seasons

2018 (REDSHIRT JUNIOR)

- Played in all 12 games, serving as the team's kicker
- Connected on 12-of-20 field goal attempts and 35-of-38 extra-points
- Kicked a season-high three field goals at Washington, including a season-long 47-yarder
- Connected on a 45-yard field goal in the season finale against Oregon
- Was 2-for-2 with a 35-yard field goal in the overtime win at Colorado
- Averaged 61.4 yards on 49 kickoffs, finishing with 27 touchbacks
- Pac-12 All-Academic Honorable Mention

2017 (REDSHIRT SOPHOMORE)

- Played in all 12 games, serving as the team's kicker on field goals and extra points, as well as on kickoffs for most of the season
- Connected on all 30 of his extra-point attempts and on 12-of-19 field goals attempted

CHOUKAIR'S GAME-BY-GAME STATS (2018 - played in all 12 games)

Opponent	FGM	FGA	LONG
@ Ohio State	1	2	23
Southern Utah	2	3	32
@ Nevada	0	2	0
@ Arizona State	1	1	36
Washington State	1	1	32
@ Colorado	2	2	35
USC	0	1	0
@ Stanford	1	2	40
@ Washington	3	4	47
Oregon	1	2	45

CHOUKAIR'S GAME-BY-GAME STATS (2017 - played in all 12 games)

Opponent	FGM	FGA	LONG
@ Colorado State	2	3	40
Portland State	0	1	0
@ USC	1	3	33
Colorado	4	5	37
Stanford	0	1	0
@ California	3	3	49
Arizona State	1	1	31
@ Oregon	1	1	24



CHOUKAIR'S GAME-BY-GAME STATS (2016 – played in 1 game)

Opponent	FGM	FGA	LONG
@ UCLA	1	1	20



JACKSON #9
CHRYST QB

Freshman • 6-2 • 203 • HS
Major: Business Administration
Palo Alto, Calif.
Palo Alto HS

PALO ALTO HIGH SCHOOL

- Letterwinner for head coach Nelson Gifford
- Led Palo Alto High School to a 10-2 record as a senior in 2018. Palo Alto had posted four losing seasons prior to 2018
- Named the San Francisco Chronicle's Player of the Year for the Peninsula/South Bay in 2018
- Completed 150-of-272 passes attempted for 2,714 yards and 34 touchdowns as a senior
- As a junior, played in nine games, throwing for 887 yards and eight touchdowns
- Saw his QB rating rise from 37.9 as a sophomore to 74.2 as a junior, then finish at 128.4 his senior season

PERSONAL

- Born in San Diego, Calif.
- Son of Shelley and Geep Chryst
- Father, Geep, has been with the Denver Broncos, San Francisco 49ers, Carolina Panthers, Arizona Cardinals, San Diego Chargers and Chicago Bears as an assistant coach
- Uncle, Paul, is a former offensive coordinator at OSU and current HC at Wisconsin
- Brother is former Stanford quarterback Kellen Chryst
- Has one sister, Gillian
- Majoring in business administration
- Chose Oregon State because "I really like Corvallis and the people with the football program."



ONESIMUS #65
CLARKE OL

R. Sophomore • 6-4 • 310 • TM
Major: Communication
Waianae, Hawai'i
Waianae, HS

PRONOUNCED Oh-nis-a-muss

2018 (REDSHIRT FRESHMAN)

- Did not play

2017 (FRESHMAN)

- Did not play. Utilized his redshirt


WAIANAЕ HIGH SCHOOL

- Highly recruited offensive lineman was rated as the No. 1 offensive tackle in Hawai'i and at No. 21 in the West
- Among the top 15 recruits in the state of Hawai'i per 247Sports
- Two-year starter on both the offensive and defensive lines
- Polynesian Bowl participant
- Attended the All-Poly Camp in the summer of 2016
- *Honolulu Star Advertiser* and *USA Today* First Team All-State
- Also played volleyball as an outside hitter

PERSONAL

- Son of Egalagi and Meri-Mine
- Has two brothers, Uriel and Adonyiah, and two sisters, Nicanora and Shekinah
- Sister, Shekinah, plays volleyball at Oregon State

- Enjoys fishing, cooking, baking and boogie boarding
- Standout academically with multiple honor roll achievements and Principal's List academic membership
- Is involved in community service through his church. Is the most active community service participant on the team
- Majoring in communication



JACKSON #20
CLOYD ILB


Freshman • 6-2 • 227 • HS
Major: Civil Engineering
Orange, Calif.
Orange Lutheran HS

ORANGE LUTHERAN HIGH SCHOOL

- Letterwinner for head coach JP Presley
- Named a National Football Foundation Scholar-Athlete Honoree in 2018
- First-Team All-League as a senior in 2018. Named Second-Team All-County
- Team captain
- Led the Trinity League in tackles as both a junior and senior
- As a senior, totaled 103 tackles, including 12 for loss. Added 6.5 sacks and 10 quarterback hurries. Also tallied one interception and credited with three pass deflections
- Earned the Orange Lutheran Scholar-Athlete Award
- As a junior, in 2017, posted 101 tackles with five sacks. Also finished with two interceptions
- Jacket of Honor football recipient
- Also lettered in baseball. Earned the "Lancer Award" for his play with baseball

PERSONAL

- Son of Emily and Kevin. Step-parents are Shelley and Dean
- Has two brothers, Aiden and Colton, and one sister, Hayley
- Has volunteered with the Big Buddy Walk and Big Buddy Program, as well as the Carington Charitable Foundation
- Voted by the school administration to lead the Orange Lutheran HS OLU Ignite Program
- Majoring in civil engineering
- Chose Oregon State because of the "relationships built with coaching staff, academics, and Oregon State's location."



JACK #12
COLLETTO QB

Junior • 6-3 • 224 • 1L
Major: Mechanical Engineering
Camas, Wash.
Camas HS / Arizona Western College

2018 (SOPHOMORE)

- Played in eight games, making one start at Colorado
- Completed 23 passes in 47 attempts for 201 yards. Also carried the ball 31 times and scored five touchdowns
- Scored two rushing touchdowns in the overtime victory at Colorado
- Was 11-of-20 passing for 104 yards at California
- Also scored rushing touchdowns against California, USC and Washington

ARIZONA WESTERN COLLEGE

- Played one year at Arizona Western College for head coach Tom Minnick
- Appeared in 10 games for Arizona Western in 2017, completing 39-of-67 passes attempted for 548 yards and four touchdowns. Team finished as the national runner-up
- Carried the ball 43 times for 185 yards, averaging 4.3 yards per carry. Scored nine touchdowns

CAMAS HIGH SCHOOL

- Lettered for head coach Jon Eagle
- As a senior, guided Camas to a state title, a 14-0 finish and No. 22 ranking nationally. Was named the Seattle Times Player of the Year, the Gatorade Player of the Year for





Jack Colletto | Photo: Scobel Wiggins

Washington and earned league player of the year honors

- Threw for 2,846 yards and 27 touchdowns as a senior. Added 1,253 yards rushing, with 21 touchdowns
- Also lettered in basketball and baseball at Camas

PERSONAL

- Born in Milwaukee, Wis.
- Majoring in mechanical engineering
- Son of Bert and Kris Colletto
- Has one brother, Nick
- Enjoys boating in his spare time

COLLETO'S CAREER PASSING STATISTICS

Year	G	Att	Cmp	Int	Yds	TD	Lg	Pct	Avg/P	Avg/G	Effic
2018	8	47	23	3	201	0	40	48.9	4.3	25.1	72.1

COLLETO'S CAREER RUSHING STATISTICS

Year	Car.	YG	YL	NYG	TD	Long
2018	8	31	16	5	14	0.5

COLLETO'S GAME-BY-GAME PASSING (2018 - played in 8 games)

Opponent	Att.	Comp.	Int.	Yds	TD	Long
@ Ohio State	1	4	0	2	0	2
Arizona	2	3	0	11	0	7
Washington State	3	5	0	49	0	40
California	11	20	1	104	0	13
@ Colorado	6	14	1	35	0	7
Oregon	0	1	1	0	0	0

COLLETO'S RUSHING GAME-BY-GAME (2018 - played in 8 games)

Opponent	No.	Yds	TD	LG
@ Ohio State	4	14	0	6
Arizona	3	-1	0	3
Washington State	2	-2	0	7
California	8	0	1	14
@ Colorado	11	-9	2	10
USC	2	11	1	6
@ Washington	1	3	1	3



CLAY CORDASCO #56 OL

R. Senior • 6-5 • 314 • 1L
 Major: Sociology
 Cornish, Maine
 Kennett HS / Los Angeles Valley JC

2018 (REDSHIRT JUNIOR)

- Played in nine games on the offense line and a handful of snaps on the defensive line in red zone situations

2017 (JUNIOR)

- Did not play, utilizing his redshirt season

LOS ANGELES VALLEY JC

- Started at offensive tackle in his lone season at L.A. Valley
- Earned second team all-conference in 2016

PIERCE CC

- Started at offensive tackle in 2015

KENNETT HIGH SCHOOL

- Four-year varsity football player, his senior year at Kennett High School in New Hampshire and the previous three at Sacopee High School in Maine
- Invited to play in the east-west New Hampshire all-star bowl following his senior year
- Honorable mention all-state as a senior
- Four-year varsity starter at tight end and tackle and also played on defense
- Played first base and outfield on the baseball diamond and earned letters playing lacrosse as a long stick defender
- Also participated in track & field as well as basketball

PERSONAL

- Born in Denville, N.J.
- Son of Craig and Jessica Cordasco
- Has a brother, Kyle, and a sister, Abigail
- Clay's uncle, Kyle Cordasco, played professional soccer in Germany
- Enjoys being outdoors, hunting, fishing, hiking and camping
- Involved in community service through his church
- Majoring in sociology with an interest in law enforcement after his career



TRAJON COTTON #13 DB

R. Sophomore • 6-1 • 188 • 1L
 Major: Public Health
 Sacramento, Calif.
 Inderkum HS

PRONOUNCED Tray-Jon

2018 (REDSHIRT FRESHMAN)

- Played in two games, making three tackles at Arizona State

2017 (FRESHMAN)

- Did not play. Utilized his redshirt season

INDERKUM HIGH SCHOOL

- Rated as the No. 3 safety in California, No. 7 in the West and No. 46 nationally by Scout
- First team All-Metro as a junior and senior
- Two-time MaxPreps honoree
- Four-time all-league
- MVP of the league as a senior
- Played quarterback and safety
- 2,834 career passing yards with 29 touchdowns, 734 rushing yards with 11 TDs
- 155 tackles with 10 interceptions

PERSONAL

- Born in Oakland, Calif.
- Son of Tracy and Audrey
- Has two brothers, Tracy Jr. and Jerrell, and three sisters, Sasha, Jag and TraChell
- Enjoys helping at charities and enjoying time with family
- Honor Roll student
- Majoring in public health
- First in his family to go to college

COTTON'S CAREER DEFENSIVE STATISTICS

Year	G	UA	A	Total	TFL	Yds	PD	FF	FR	Blkd	QBH
2018	2	2	1	3	0.0	0	0	0	0	0	0

COTTON'S DEFENSIVE GAME-BY-GAME STATS (2018 - played in 2 games)

Opponent	Tck	TFL	BrUp
@ Arizona State	3	0.0-0	0





KEISHON DAWKINS #95 DL

R. Freshman • 6-5 • 286 • RS
 Major: Business Administration
 Wilsonville, Ore.
 West Linn HS

2018 (FRESHMAN)

- Did not play, utilizing his redshirt season

WEST LINN HIGH SCHOOL

- Letterwinner for head coach Chris Miller
- Helped West Linn to a 9-3 record as a senior, and 5-2 mark in league play
- Rated as a three-star player by 247Sports
- Also saw action at tight end at West Linn. Earned all-league honors at the position
- Also played at the post in basketball, and earned all-league honors in the sport

PERSONAL

- Born in Portland, Ore.
- Son of Heidi Dawkins
- Has two sisters, Kendall and Kylin
- Majoring in business administration with the intention of owning his own company if he doesn't play in the NFL
- Enjoys playing basketball and driving cars in his spare time
- Has participated in Beavers Without Borders
- Majoring in business administration



JOB DOCKERY #82 WR

R. Sophomore • 5-11 • 192 • RS
 Major: Sociology
 Tacoma, Wash.
 Curtis HS/College of the Siskiyous

2018 (SOPHOMORE)

- Joined the program near the mid-point of the season. Did not play, utilizing his redshirt

COLLEGE OF THE SISKIYOU'S

- Played in five games as a freshman in 2017
- Totaled 10 receptions for 198 yards and one touchdown
- Finished with a season-best 63 yards against Modesto, finishing with three catches
- Scored his touchdown against San Joaquin Delta Community College

CURTIS HIGH SCHOOL

- Lettered for head coach Chris Paulson
- Also lettered in track and field

PERSONAL

- Full name is Galuega Dockery
- Son of Leata and Steve Dockery
- Has five brothers: Rahmel, Laydell, Elijah, Mataio and Kamari
- Has one sister, Mahlayshia
- Brother, Rahmel, lettered for Oregon State from 2014-16
- Enjoys playing video games in his spare time
- Has an interest in graphic design, creating logos
- Majoring in sociology



ISAIAH DUNN #23 DB

Junior • 6-0 • 191 • 2L
 Major: Human Development & Family Sciences
 Oakland, Calif.
 Antioch HS

CAREER

- Has played in 14 games, making 10 starts. Has 60 tackles with seven pass breakups
- 2018 Pac-12 All-Academic Honorable Mention

2018 (SOPHOMORE)

- Played in seven games, making five starts. Totaled 32 tackles, with one for a loss, and six pass breakups
- Finished with a season-best eight tackles against California, adding one pass breakup
- Deflected two passes apiece versus USC and at Stanford
- Finished with six tackles apiece at Washington and versus Oregon. Had a TFL and a pass breakup against the Huskies
- Pac-12 All-Academic Honorable Mention

2017 (FRESHMAN)

- Played in seven games, making five starts. Did not play in the first four games of the season
- Tallied 28 tackles, including 21 solo, with one pass breakup
- Picked up five tackles each against Washington, Colorado and California
- Posted a season-best nine tackles against Arizona State, with three solo. Added a pass breakup against the Sun Devils

ANTIOCH HIGH SCHOOL

- Rated among the top 100 cornerbacks in the country and in the top 25 at the position in the West
- Recorded 18.9 yards per reception for his career as a wide receiver
- Scored eight total touchdowns as a senior, seven as a receiver
- Standout kick returner
- Had a 96-yard kickoff return for a touchdown as a senior in a nationally broadcasted game vs. De La Salle
- Also played quarterback as a prep
- *San Francisco Chronicle* reported just three passes were completed against him all season in 2016
- Selected to the Chronicle's Second Team All-Metro Team
- *San Jose Mercury News* Second Team
- Also a sprinter on the track and field team

PERSONAL

- Born in Oakland, Calif.
- Son of Jamia Dunn
- Has two brothers, Jomarlon and Malik, and a sister, Temia
- Majoring in human development and family sciences. Would like to be a family therapist after his playing career

DUNN'S CAREER DEFENSIVE STATISTICS

Year	G	UA	A	Total	TFL	Yds	PD	FF	FR	Blkd	QBH
2017	7	21	7	28	0.0	0	1	0	0	0	0
2018	7	24	8	32	1.0	2	6	0	0	0	0
TOTAL	14	45	15	60	1.0	2	7	0	0	0	0

DUNN'S GAME-BY-GAME STATS (2018 - played in 7 games)

Opponent	Tck	TFL	BrUp
@ Nevada	1	0.0-0	0
California	8	0.0-0	1
@ Colorado	4	0.0-0	0
USC	2	0.0-0	2
@ Stanford	5	0.0-0	2
@ Washington	6	1.0-2	1
Oregon	6	0.0-0	0



DUNN'S GAME-BY-GAME STATS (2017 - played in 7 games)

Opponent	Tck	TFL	BrUp
Washington	5	0.0-0	0
Colorado	5	0.0-0	0
Stanford	2	0.0-0	0
@ California	5	0.0-0	0
Arizona State	9	0.0-0	1
@ Oregon	2	0.0-0	0



Isaiah Dunn | Photo: Karl Maasdam



**NATHAN
ELDRIDGE** #64
OL

R. Senior • 6-4 • 300 • TR
Major: College Student Services
Anthem, Ariz.
Boulder Creek HS/Arizona

ARIZONA

- Lettered in 2016 and 2017 for Arizona, playing in 25 career games. Spent both seasons playing for Oregon State run game coordinator/offensive line coach/associate head coach Jim Michalczyk, then an assistant with the Wildcats
- First freshman to start at center for Arizona in 10 years when he started in 10 games during the 2016 season
- Injured and did not play in 2018. Opened the year on the Rimington Trophy Watch List
- 2017 second team-all Pac-12 by the AP and honorable mention selection by the coaches. Arizona finished with 324.4 rushing yards per game that season, good for third in the country.

BOULDER CREEK HIGH SCHOOL

- Football and wrestling letterman for Boulder Creek High School
- Division I 5A all-state and section 4 all-region
- PrepStar All-West Region
- 2014 AZFCA Top-25 Offense

PERSONAL

- Son of Michelle Eldridge and George Scarzone
- Graduated from Arizona after the 2018-19 academic year with a degree in literacy, learning and leadership with a thematic minor



**MICHAEL
ERHART** #32
ILB

Freshman • 6-0 • 228 • HS
Major: Finance
Westlake Village, Calif.
Chaminade College Prep

PRONOUNCED Air-Hart

CHAMINADE COLLEGE PREP

- 247Sports three-star recruit
- Rated among the top 120 prospects in California
- Two-year starter at Chaminade. Named All-League as a senior
- 113 tackles over his final two prep seasons, adding five sacks, two interceptions and one forced fumble
- Also played wide receiver, making 17 receptions, 370 yards and five touchdowns in 2018
- Helped Chaminade to a 9-2 record his junior season, winning the Mission League
- Tallied 68 tackles with 2.5 sacks, one interception and one forced fumble as a junior. Returned 15 kickoffs for 522 yards
- Also lettered in baseball and track

PERSONAL

- Son of Nancy and Patrick Erhart
- Has two brothers, Matthew and Patrick, and one sister, Courtney
- Cousin of former NFL running back John Riggins
- Majoring in finance
- Chose Oregon State because of "my relationship with the coaches, especially Coach Bray, helped make my decision to attend Oregon State."



**BRIAN
ESPINOZA** #74
OL

Freshman • 6-4 • 279 • HS
Major: Civil Engineering
Dublin, Calif.
Clackamas HS

CLACKAMAS HIGH SCHOOL

- Letterwinner for head coach Joe Bushman
- Guided Clackamas to a 12-1 record as a senior
- As a junior, Clackamas finished with a 14-0 record and 6A state championship. The 2017 6A title game was held at Reser Stadium
- Competed in the 2019 Les Schwab Bowl (All-Star Game)
- Second-team all-state and first-team all-league during his career
- Team captain

PERSONAL

- Born in Walnut Creek, Calif.
- Majoring in civil engineering



**KEEGAN
FIRTH** #37
LS

R. Senior • 6-4 • 218 • 2L
Major: Business Information Systems
Corvallis, Ore.
Crescent Valley HS

CAREER

- Has played in 16 games
- Pac-12 All-Academic Honorable Mention selection in 2018





Keegan Firth | Photo: Scobel Wiggins

2018 (REDSHIRT JUNIOR)

- Appeared in all 12 games at the long snapper position
- Pac-12 All-Academic Honorable Mention selection

2017 (REDSHIRT SOPHOMORE)

- Appeared in four games, all at the long snapper position. Played against Colorado, Stanford, California and Arizona State

2016 (REDSHIRT FRESHMAN)

- Did not play in a game

2015 (FRESHMAN)

- Joined the Oregon State football program in June
- Did not play in a game, using his redshirt season
- Worked as a long snapper and also played linebacker on the scout team

CRESCENT VALLEY HIGH SCHOOL

- Earned five varsity letters for the Raiders, three in football and two in baseball
- Received All-Mid-Willamette Conference honors in baseball

PERSONAL

- Son of Alex and Linda Firth
- Has one sister, Caleigh
- Father, Alex, is an Oregon State graduate
- Lists Dominique Wilkins as his favorite athlete
- Studying business information systems. Aspires to be a federal law enforcement agent



KYREI FISHER #40 ILB

R. Sophomore • 6-1 • 240 • TR
 Major: University Exploratory Studies
 Tulsa, Okla.
 Union/Arkansas

ARKANSAS

- Played in four career games for Arkansas, two each in 2017 and 2018
- Made one tackle versus Missouri in the 2017 season finale

UNION HIGH SCHOOL

- Rated three stars at Union by ESPN, Rivals, 247Sports.com and Scout
- No. 11 player in the state of Oklahoma by Rivals and rated 14th by 247Sports. Ranked 20th in Oklahoma by ESPN
- Made 65 tackles with eight sacks as a senior in 2016. Registered four sacks, with three in the first half, in the 6A state title game to lead Union to a win
- Picked up 71 tackles and four sacks as a junior in 2015

PERSONAL

- Son of Kelly Sunday and Derrick Morris
- Son of the late Deatrick Darnell Fisher
- Wears No. 40 in honor of his late father and Derrick Morris, his father's best friend
- Has five siblings: Darrean Fisher, Derek Morris, Devin Clayton, Keyaira Clayton and Amari Tease



CHAMP FLEMINGS #16 WR

R. Sophomore • 5-5 • 141 • 1L
 Major: Digital Communication Arts
 Pasadena, Calif.
 Cathedral HS

2018 (REDSHIRT FRESHMAN)

- Played in all 12 games
- Made four catches for 68 yards, ran the ball four times and returned 29 kickoffs for 608 yards - an average of 21 yards per
- Ran for a 57-yard kickoff return against Washington State, the longest of the season. Also ran back a 54-yard kick against Oregon in the season finale
- Caught two passes for 42 yards against Washington State. Also caught two passes, for 26 yards, in the overtime win at Colorado

2017 (FRESHMAN)

- Did not play in a game, utilizing his redshirt season

CATHEDRAL HIGH SCHOOL

- No. 20 wide receiver prospect in California per Scout
- 1,936 career receiving yards on 155 receptions with 24 touchdowns
- Also a kick returner
- MaxPreps Player of the Game in a November 2016 victory over Rancho Verde where he had a Cathedral record 15 receptions - held the record with 14 in 2015 as well
- Two-time Angelus League First Team honoree
- Helped Cathedral to the league title and an 11-1 overall record as a senior

PERSONAL

- Full name is Arex Flemings but goes by Champ
- Son of Jamaica Franklin and Reggie Flemings
- Has two sisters, Ashley and Amaya
- Earned multiple academic honor roll mentions
- Majoring in digital communication arts

FLEMINGS' CAREER RECEIVING STATISTICS

Year	G	Rec	Yds	TD	Lg	Rec/G	Avg/C	Avg/G
2018	12	4	68	0	40	0.3	17.0	5.7

FLEMINGS' CAREER RUSHING STATISTICS

Year	G	Att	Yds	TD	Lg	Avg/C	Avg/G
2018	12	4	-13	0	10	-3.2	-1.1

FLEMINGS' CAREER KICK RETURN STATISTICS

Year	G	No.	Yds	TD	Lg	Avg/R	Avg/G
2018	12	29	608	0	57	21.0	50.7

FLEMINGS' CAREER ALL PURPOSE STATISTICS

Year	G	Rush	Rec	PR	KR	IR	Total	Avg/G
2018	12	-13	68	0	608	0	663	55.2

FLEMINGS' RECEIVING GAME-BY-GAME (2018 - played in all 12 games)

Opponent	No.	Yds	TD	LG
Washington State	2	42	0	40
@ Colorado	2	26	0	16

FLEMINGS' RUSHING GAME-BY-GAME (2018 - played in all 12 games)

Opponent	No.	Yds	TD	LG
@ Nevada	1	10	0	10
Arizona	1	0	0	0
California	1	3	0	3
Oregon	1	-26	0	0





Champ Flemings | Photo: Karl Maasdam



JOJO FOREST #26 DB

Freshman • 5-10 • 167 • HS
Major: Marketing
Orange, Calif.
Mission Viejo HS

MISSION VIEJO HIGH SCHOOL

- 247Sports three-star recruit
- Ranked among the top 80 recruits in California
- 2018 First-Team South Coast on Offense and also earned Defensive Back of the year honors
- Accounted for 1,346 all-purpose yards as a senior, including 1,188 yards with 12 touchdowns and 64 receptions as a wide receiver
- Made 43 tackles as a cornerback with seven interceptions as a senior
- Also attended Orange Lutheran and Mater Dei during his high school tenure

PERSONAL

- Majoring in marketing



RYAN FRANKE #81 OLB

Freshman • 6-3 • 216 • HS
Major: Business Administration
Camarillo, Calif.
Oaks Christian HS

OAKS CHRISTIAN HIGH SCHOOL

- 247Sports three-star recruit
- Ranked 70th-best prospect in California per ESPN
- Ranked among the top 100 outside linebackers in the country
- Helped Oaks Christian to a D2 CIF championship his junior year
- Started at defensive end and defensive tackle each of his last two seasons after starting at right tackle as a sophomore
- Named First-Team All-League and Co-Defensive Lineman of the Year during his career
- 17 tackles-for-loss as a senior
- 95 tackles over his final two seasons

PERSONAL

- Son of Carol and Gary Franke
- Has one brother, Jase, who was a four-year letterman defensive lineman at Colorado
- Has one sister, Lauren
- Majoring in business administration and would like to go into real estate development after his playing career
- Chose Oregon State because "I love the campus and the coaches. Corvallis is a beautiful

college town with loyal fans. I feel like I can make a big impact on the program, and I want to be a part of rebuilding the dam."



ISAAC GARCIA #92 OLB

R. Sophomore • 6-4 • 248 • 1L
Major: Sociology
Bellevue, Wash.
Bellevue HS

2018 (REDSHIRT FRESHMAN)

- Played in 10 games

2017 (FRESHMAN)

- Did not play

BELLEVUE HIGH SCHOOL

- Rivals, Scout and 247Sports three-star recruit
- Rated the No. 2 prospect in the state of Washington by Scout, No. 4 by 247Sports and No. 5 by Rivals
- Scout ranked him No. 20 on its athletes in the west
- KingCo All-League First Team
- All-USA Western Washington First Team
- Led Bellevue to an 11-2 record in 2015 and to the state title game for the second straight year
- 30 tackles, including 8.5 for loss and six quarterback sacks as a senior
- Member of Greg Biggins' West 150 roster
- 247Sports ranked him No. 21 in the nation in its 2015 preseason list of top weakside defensive ends
- Also played tight end
- Competed in 200 and 400 meters in track and field

PERSONAL

- Born in Fontana, Calif.
- Son of Veronica Sepuleveda
- Has three brothers, Romeo, Jesus and Jacob
- Enjoys playing X-Box
- Volunteers for the Boys & Girls Club
- Majoring in sociology

GARCIA'S CAREER DEFENSIVE STATISTICS

Year	G	UA	A	Total	TFL	Yds	PD	FF	FR	Blkd	QBH
2018	10	0	0	0	0.0	0	0	0	0	0	1



Isaac Garcia | Photo: Karl Maasdam





TRISTAN GEBBIA #3 QB

R. Sophomore • 6-2 • 193 • TR
 Major: Sociology
 Calabasas, Calif.
 Calabasas HS/Nebraska

2018 (REDSHIRT FRESHMAN)

- Transferred to the program from Nebraska early in the season. Did not play due to NCAA transfer regulations

NEBRASKA

- Did not play as a true freshman in 2017. Utilized his redshirt
- Three-time member of the Nebraska Scholar-Athlete Honor Roll
- Named to the Brook Berringer and Tom Osborne Citizenship teams in 2018

CALABASAS HIGH SCHOOL

- Lettered for head coach Casey Clausen
- Rated amongst the nation's top quarterbacks out of high school. Ranked as the No. 6 pro style QB by Rivals.com. 247Sports had him at No. 10 and ESPN rated him 12th
- Listed as the nation's No. 115 overall prospect by Rivals.com and among the top 25 players in the state of California
- Ended his career as the No. 2 passer in California prep history, throwing for 13,109 yards and 141 touchdowns
- Passed for 5,338 yards and 61 touchdowns as a senior, completing better than 70 percent of his passes
- Led Calabasas to a 14-1 record and the Southern Section Division 5 championship as a senior. Threw for 557 yards and seven touchdowns in the 2-AA Regional Final, a 60-53 overtime loss
- Led Calabasas to a 14-2 record as a junior, and to a Southern Section Western Division title
- Also lettered in basketball

PERSONAL

- Son of Richard and Kimberly Gebbia
- Father, Richard, played tight end at Ole Miss and caught 18 passes for 268 yards and one touchdown in 1989
- Has one brother, Dylan, and one sister, Ireland
- Majoring in sociology
- Enjoys movies and playing the guitar in his spare time
- Chose Oregon State because of "the coaching staff."



ANTHONY GOULD #15 WR

Freshman • 5-8 • 172 • HS
 Major: University Exploratory Studies
 Leavenworth, Kansas
 West Salem HS (Ore.)

2019 (FRESHMAN)

- Joined the Oregon State program in January 2019 in time for spring practices

WEST SALEM HIGH SCHOOL

- 247Sports three-star recruit
- Totaled 1,009 receiving yards and 16 receiving touchdowns as a senior
- Rushed for 612 yards and six touchdowns, and added two touchdown returns on special teams
- As a junior he had 35 receptions for 709 yards and 18 touchdowns
- Finished second in the 2018 state 6A championships in the 100 meters at 10.66
- Was part of the 6A 2018 4x100 relay team at the state championships
- ESPN ranks him the No. 4 prospect in the state
- 2017 and 2018 first team all-conference. Unanimous first-team at wide receiver and at returner
- Second-Team All-State at wide receiver
- An exceptional return specialist

- Helped West Salem to the quarterfinals of the 2018 OSAA Championships

PERSONAL

- Son of Stacy Johnson
- Chose Oregon State because "I loved the campus and the community feeling."



JAYDON GRANT #3 DB

R. Junior • 6-0 • 180 • 1L
 Major: Digital Communication Arts
 West Linn, Ore.
 West Linn HS

CAREER

- Has played in 13 games, making 19 tackles with two pass breakups

2018 (REDSHIRT SOPHOMORE)

- Played in 10 games, making 16 tackles with two pass deflections
- Tallied a season-best six tackles against Stanford
- Recorded four tackles versus Oregon
- Had pass breakups in consecutive games versus Washington State and Colorado

2017 (REDSHIRT FRESHMAN)

- Played in the first three games of the season but missed the last nine due to injury
- Made three tackles, with two coming against Minnesota

2016 (FRESHMAN)

- Showed good ball skills and future potential during fall camp
- Suffered a season-ending shoulder injury during fall camp
- Joined the Oregon State football program in June 2016

WEST LINN HIGH SCHOOL

- Played one season of football for the Lions
- Recorded 54 tackles and four interceptions as a senior
- Also played basketball at West Linn
- Earned All-Three Rivers League honors on the hardwood
- Two-time team captain in basketball

PERSONAL

- Born in Portland, Ore.
- Son of Brian and Gina Grant
- Has five brothers, Amani, Elijah, Jonavan, Brian and Maxwell, and two sisters, Maliah and Anaya
- Father, Brian, played in the NBA from 1994-2006 including several years with the Portland Trailblazers. Brian is the founder of the Brian Grant Foundation for support of people with Parkinson's
- Honor Roll student
- Enjoys sports, video games and spending time with family and friends
- Has been involved in several community service activities including feeding the homeless on a regular basis
- Majoring in digital communication arts

GRANT'S CAREER DEFENSIVE STATISTICS

Year	G	UA	A	Total	TFL	Yds	PD	FF	FR	Bkld	QBH
2017	3	3	0	3	0.0	0	0	0	0	0	0
2018	10	11	5	16	0.0	0	2	0	0	0	0
TOTAL	13	14	5	19	0.0	0	2	0	0	0	0

GRANT'S GAME-BY-GAME STATS (2018 - played in 10 games)

Opponent	Tck	TFL	BrUp
@ Ohio State	2	0.0-0	0
Southern Utah	1	0.0-0	0
Washington State	2	0.0-0	1
California	1	0.0-0	1
@ Stanford	6	0.0-0	0
Oregon	4	0.0-0	0





Jaydon Grant | Photo: Scobel Wiggins

GRANT'S GAME-BY-GAME STATS (2017 - played in 3 games)

Opponent	Tck	TFL	BrUp
Portland State	1	0.0-0	0
Minnesota	2	0.0-0	0



JOSHUA GRAY #67 OL

Freshman • 6-4 • 287 • HS
 Major: Business Administration
 Rancho Cucamonga, Calif.
 Rancho Cucamonga HS

2019 (FRESHMAN)

- Joined the program in January in time for spring practices
- Greyshirted during the 2018 season after signing with Oregon State in February 2018

RANCHO CUCAMONGA HIGH SCHOOL

- Two-year starter for head coach Nick Baiz
- Rated three stars by 247Sports
- First-Team All-League and First-Team All-CIF selection at Rancho Cucamonga High School
- Helped Rancho Cucamonga to a 10-2 record his senior season, including a No. 16 state of California ranking
- Lead the team to an 12-1 record as a junior and No. 7 mark in California

PERSONAL

- Earned Principal's Honor Roll distinction in high school
- Father, Germaine, played football at USC
- Majoring in business administration
- Chose Oregon State because "it was the perfect place where I could focus on the things that matter; football and school."



MYLES GREEN-RICHARDS #29 DB

R. Freshman • 5-11 • 170 • TR
 Major: Business Administration
 Eugene, Ore.
 Washington State/Churchill

2019 (REDSHIRT FRESHMAN)

- Joined the program midway through the 2019 spring practices

WASHINGTON STATE

- On the roster as a true freshman and redshirted the 2018 season

CHURCHILL HIGH SCHOOL

- 5A All-State Second team as a senior, adding all-league honors as a defensive back. As

a wide receiver, named second-team all-league

- As a senior, finished with 26 tackles with one forced fumble as well as three interceptions, including one that was returned for a touchdown
- Caught 34 passes for 545 yards and 11 touchdowns in 2017 as a senior
- As a junior, was named first-team all-league
- Rated three stars by 247Sports, Rivals and ESPN.com out of high school. 247Sports and ESPN.com also had him as the No. 13 player in the state of Oregon

PERSONAL

- Son of Sylvia Green-Richards and Thomas Richards
- Mother, Sylvia, ran track for OSU
- Has one brother, Mason
- Majoring in business administration
- Was a scholar-athlete all four years at Churchill High School
- Chose Oregon State because "What Oregon State offered academically and athletically was everything I was persuing after leaving WSU and it was too close to my hometown not to think this is the place for me."



ADDISON GUMBS #15 OLB

R. Sophomore • 6-3 • 242 • TR
 Major: Sociology
 Hayward, Calif.
 Oklahoma/Stellar Prep

2018 (SOPHOMORE)

- Did not play, utilizing his redshirt after transferring from Oklahoma

OKLAHOMA

- Played in four games as a true freshman for Oklahoma in 2017
- Made eight tackles, with half a tackle for loss, and one pass breakup
- Tallied a season-best four tackles against Tulane

STELLAR PREP HIGH SCHOOL

- Rated four stars by 247Sports, ESPN and Rivals.com out of Stellar Preparatory High School
- Rivals.com rated him as the No. 65 player nationally, and listed him as the No. 7 line-backer. 247Sports had him as the No. 7 linebacker and No. 11 at weak-side defensive end. ESPN rated him ninth at linebacker
- Rated at No. 10 overall in the state of California regardless of position by Rivals. Also listed at No. 19 by 247Sports and 24th by ESPN
- U.S. Army All-American
- Tallied 74 tackles with 23 sacks and two forced fumbles his senior season at Stellar Prep

PERSONAL

- Majoring in sociology

GUMBS' CAREER DEFENSIVE STATISTICS

Year	G	UA	A	Total	TFL	Yds	PD	FF	FR	Blkd	QBH
2017 (OU)	4	5	3	8	0.5	2	1	0	0	0	0

GUMBS' GAME-BY-GAME STATS (2017 - played in 4 games at Oklahoma)

Opponent	Tck	TFL	Sacks
UTEP	1	0.0-0	0.0-0
Tulane	4	0.5-2	0.0-0
@ Kansas	1	0.0-0	0.0-0
West Virginia	2	0.0-0	0.0-0





MARCUS HARRIS #19 DB

Freshman • 5-10 • 171 • HS
 Major: Kinesiology
 Portland, Ore.
 Grant HS

GRANT HIGH SCHOOL

- Letterwinner for head coach John Beck
- Returned three kickoffs and three punts for touchdowns as a senior
- Played in the Les Schwab Bowl (All-Star Game) as a senior and returned a punt 90 yards for a touchdown
- Also lettered in basketball

PERSONAL

- Majoring in kinesiology



EVERETT HAYES #35 K

Freshman • 6-0 • 187 • HS
 Major: Mechanical Engineering
 Granite Bay, Calif.
 Granite Bay HS

GRANITE BAY HIGH SCHOOL

- Two-year letterwinner for head coach Jeff Evans
- Holds the school record for longest field goal at 53 yards
- Also holds the school record for most touchbacks in a single-season and in a career
- Earned Kohl's Kicking National Special Teams Player of the Week honors
- First-team all-league as a punter
- Also lettered in lacrosse

PERSONAL

- Born in Sacramento, Calif.
- Son of Barbara and Kent Hayes
- Has two sisters, Marissa and Jessica
- Majoring in mechanical engineering
- Honor Roll all four years at Granite Bay High School and is a CSF lifetime member
- Chose Oregon State because "it is a great place for me to play college football while also pursuing a degree in mechanical engineering. Also, the special teams staff is amazing."



KALEB HAYES #14 DB

R. Sophomore • 6-0 • 184 • 1L
 Major: Speech Communication
 San Bernardino, Calif.
 San Geronio HS

2018 (REDSHIRT FRESHMAN)

- Played in all 12 games, making eight starts
- Finished with 44 tackles, two quarterback hurries and eight pass breakups
- Credited with at least two tackles in all 12 games
- Recorded a season-best five tackles at Arizona State
- Finished with two pass breakups against Stanford and Washington
- Had four tackles eight times: versus Southern Utah, Nevada, Arizona, Washington State, Colorado, USC, Stanford and Oregon

2017 (FRESHMAN)

- Did not play, utilizing his redshirt season

SAN GORGONIO HIGH SCHOOL

- Rated No. 12 in the "athlete" category in California per Scout
- Played wide receiver, running back and quarterback
- Accounted for 3,139 passing yards with 30 touchdowns during his junior and senior seasons combined and tallied 2,610 rushing yards with 34 TDs - 5,749 total yards
- Selected to play in the Inland Empire All-Star Classic
- Led San Geronio to its first state title in 2016 when he had 135 yards passing and 131 yards rushing in the championship game
- 2015 San Andreas League Offensive MVP

PERSONAL

- Born n Pasadena, Calif.
- Son of George Hayes and Verteah Brown
- Studying speech communication

HAYES' CAREER DEFENSIVE STATISTICS


Year	G	UA	A	Total	TFL	Yds	PD	FF	FR	Blkd	QBH
2018	12	30	14	44	0.0	0	8	0	0	0	2

HAYES' GAME-BY-GAME STATS (2018 - played in all 12 games)

Opponent	Tck	TFL	BrUp
@ Ohio State	3	0.0-0	0
Southern Utah	4	0.0-0	1
@ Nevada	4	0.0-0	0
Arizona	4	0.0-0	0
@ Arizona State	5	0.0-0	1
Washington State	4	0.0-0	0
California	2	0.0-0	1
@ Colorado	4	0.0-0	0
USC	4	0.0-0	0
@ Stanford	4	0.0-0	2
@ Washington	2	0.0-0	2
Oregon	4	0.0-0	1



Kaleb Hayes | Photo: Karl Maasdarn



KELSEN HENNESSY #67 DL

Freshman • 6-5 • 275 • HS
 Major: Pre-Forestry
 Clackamas, Ore.
 Clackamas HS

CLACKAMAS HIGH SCHOOL

- 247Sports three-star recruit
- Committed to OSU in November
- 128 tackles and 7 QB sacks in his three-year varsity career
- Academic interests include science and engineering
- ESPN ranked him the No. 6 prospect in the state
- Helped Clackamas to the 2017 state title and an undefeated season
- Battle Prep West 2018 6A Preseason Co-Defensive Player of the Year
- 2018 Mt. Hood Conference First Team selection
- Invited to Blue-Grey All-American Game



PERSONAL

- Son of Paula and Dean Hennessy
- Has two brothers, Caden and Christian, and one sister, Samantha
- Studying forestry and would like to go into forest firefighting after his playing career
- Chose Oregon State because "It has always been my dream to play football and get my degree from Oregon State. I received an offer and committed without any second thoughts because OSU is the place I have always wanted to go since I grew up as a child watching Beaver football games."



OMAR HICKS-ONU #10 DB

R. Senior • 6-1 • 199 • 2L
 Major: Digital Communication Arts
 Carrollton, Texas
 Hebron HS

CAREER

- Has played in 24 games over two seasons, making two starts
- Enters 2019 with 49 tackles, 2.5 for loss, along with two pass deflections, one interception and a forced fumble

2018 (REDSHIRT JUNIOR)

- Did not play due to injury

2017 (REDSHIRT SOPHOMORE)

- Played in all 12 games, starting twice, including for the first time of his career against Stanford
- Ended the season with 38 tackles, including 17 solo. Added 2.5 tackles for loss, one forced fumble, one interception and one pass breakup
- Tallied a season-best six tackles against USC, and forced a fumble while on special teams
- Posted two more six-tackle games: against Arizona State and at Oregon, Added a pass breakup against the Ducks
- Picked off a pass against Stanford - the first of his career - to go along with five tackles
- Tallied TFLs twice: 1.0 at Colorado State and 1.5 against Stanford

2016 (REDSHIRT FRESHMAN)

- Played in all 12 games mostly on special teams
- Finished the season with 11 tackles, including five on coverage units
- Registered a season-high three tackles at Colorado
- Pac-12 All-Academic Honorable Mention

2015 (FRESHMAN)

- Did not play in a game using his redshirt season
- Played at safety for the scout team

HEBRON HIGH SCHOOL

- Played in just five games as a senior due to injury
- Timed in the 40 at 4.38 and the shuttle at 4.28
- Elite Scouting Services rated him among its top 100 defensive back prospects in Texas prior to 2014 season
- Excellent sprinter and ran a leg for the Hebron 100- and 200-meter relays

PERSONAL

- Born in Scottsdale, Ariz.
- Son of Bo Onu and Lynelle Hicks
- Has three brothers, Brandon, Bo and George, and a sister, Yasmine
- Lists Deion Sanders as his favorite athlete
- Graduated after the spring term in 2019 with a degree in digital communication arts

HICKS-ONU'S CAREER DEFENSIVE STATISTICS

Year	G	UA	A	Total	TFL	Yds	PD	FF	FR	Blkd	QBH
2016	12	9	2	11	0.0	0	0	0	0	0	1
2017	12	27	11	38	2.5	3	2	1	0	0	0
TOTAL	24	36	13	49	2.5	3	2	1	0	0	1



Omar Hicks-Onu | Photo: Karl Maasdam

HICKS-ONU'S CAREER INTERCEPTION STATISTICS

Year	G	No.	Yds	TD	Lg	Avg/R	Avg/G
2016	12	0	0	0	0	0.0	0.0
2017	12	1	0	0	0	0.0	0.0
TOTAL	24	1	0	0	0	0.0	0.0

HICKS-ONU'S GAME-BY-GAME STATS (2017 - played in all 12 games)

Opponent	Tck	TFL	BrUps
@ Colorado State	2	1.0-1	0
Portland State	3	0.0-0	0
Minnesota	1	0.0-0	0
@ USC	6	0.0-0	0
Colorado	1	0.0-0	0
Stanford	5	1.5-2	0
@ California	5	0.0-0	0
@ Arizona	3	0.0-0	0
Arizona State	6	0.0-0	0
@ Oregon	6	0.0-0	1

INT-1 (STAN); FF-1 (USC)

HICKS-ONU'S GAME-BY-GAME STATS (2016 - played in all 12 games)

Opponent	Tck	TFL	BrUps
Idaho State	1	0.0-0	0
@ Colorado	3	0.0-0	0
California	1	0.0-0	0
@ Washington	2	0.0-0	0
Washington State	1	0.0-0	0
@ UCLA	1	0.0-0	0
Arizona	2	0.0-0	0



ISAAC HODGINS #90 DL

Freshman • 6-0 • 271 • HS
 Major: Communication
 Oakley, Calif.
 Berean Christian HS

2018 (FRESHMAN)

- Played in all 12 games, making 11 starts
- Registered 30 tackles, including 2.5 TFLs and 2.5 sacks, with two quarterback hurries
- Tallied sacks against Colorado and Oregon and half a sack versus USC. Added a tackle for loss at Nevada
- Posted a season-best six tackles against Southern Utah. Later finished with four against Oregon in the season finale
- Opened his collegiate career with two tackles at Ohio State
- Joined the Oregon State program in January and participated in spring workouts

BEREAN CHRISTIAN HIGH SCHOOL

- Three-year letterwinner for head coach and his father, James Hodgins
- Named first-team all-league in 2015, 2016 and 2017
- Rated three stars by both 247Sports and Rivals





Isaac Hodgins | Photo: Karl Maasdam



Isaiah Hodgins | Photo: Karl Maasdam

- Holds the Berean Christian school record for career tackles (282), tackles for loss (70) and sacks (31.5).
- Tallied 98 tackles as a senior, collecting 33.5 for loss along with seven sacks
- As a junior, finished with 133 tackles, including 22 for loss. Finished with 12 sacks and 10 quarterback hurries
- Finished with 51 tackles his sophomore season, adding 15 for loss along with 12.5 sacks

PERSONAL

- Born in St. Louis, Mo.
- Studying communication
- Son of James and Stephanie Hodgins
- Brother of current Oregon State wide receiver Isaiah Hodgins. Has one sister, Imoni
- Father, James, played collegiately at San Jose State and in the NFL for the St. Louis Rams, Arizona Cardinals and New York Jets from 1999-2006
- Earned academic Honor Roll all four years in high school
- Would like to be a chef when his playing career is over. Prefers cooking Jamaican food
- Chose Oregon State because "It's a college town, a compact campus, a chance to play early and an opportunity to get to play with my brother."

ISAAC HODGINS' CAREER DEFENSIVE STATISTICS

Year	G	UA	A	Total	TFL	Yds	PD	FF	FR	Blkd	QBH
2018	12	13	17	30	3.5	16	0	0	0	0	2

ISAAC HODGINS' CAREER SACKS STATISTICS

Year	G	UA	A	Total	Yds
2018	12	2	1	2.5	15

ISAAC HODGINS' GAME-BY-GAME STATS (2018 - played in all 12 games)

Opponent	Tck	TFL	Sacks
@ Ohio State	2	0.0-0	0.0-0
Southern Utah	6	0.0-0	0.0-0
@ Nevada	1	1.0-1	0.0-0
Arizona	3	0.0-0	0.0-0
@ Arizona State	3	0.0-0	0.0-0
Washington State	2	0.0-0	0.0-0
@ Colorado	2	1.0-3	1.0-3
USC	2	0.5-3	0.5-3
@ Stanford	3	0.0-0	0.0-0
@ Washington	2	0.0-0	0.0-0
Oregon	4	1.0-9	1.0-9



ISAIAH HODGINS **#17 WR**

Junior • 6-4 • 209 • 2L
 Major: Speech Communication
 Oakley, Calif.
 Berean Christian HS

CAREER

- Enters 2019 with 90 receptions for 1,151 yards and seven touchdowns in 22 games. Has made 15 starts

- The 1,151 receiving yards ranks 26th for a career at Oregon State
- His 14 receptions against Nevada in 2018 are tied for the most in a single game by an Oregon State player, equaling Mike Hass (2004 vs. Arizona State) and Brandin Cooks (2013 vs. San Diego State)
- 2019 Biletnikoff Award watch list
- 2019 preseason All-Pac-12 second team
- 2018 All-Pac-12 Honorable Mention
- 2018 Pac-12 All-Academic Honorable Mention
- Oregon State representative at 2019 Pac-12 Media Day

2018 (SOPHOMORE)

- Played in 11 games, making nine starts
- Led Oregon State with 59 receptions for 876 yards. Scored five touchdowns
- Tied the Oregon State single-game record with 14 receptions at Nevada. Totaled 200 yards against the Wolf Pack, the 10th-best single-game total in OSU history
- Finished with 11 receptions for 146 yards in the overtime win at Colorado. Tallied 10 receptions in the second half, which ties for the second-most ever in a half by an OSU player
- Registered four 100-yard games, adding to that mark with 129 yards versus USC and 133 against Oregon
- Picked up his first career two touchdown game against Nevada. Scored two again at Colorado
- Thirty-five of his 59 catches went for at least 10 yards, ranking eighth in the Pac-12
- Sixth in the Pac-12 with 79.6 receiving yards per game
- All-Pac-12 Honorable Mention
- Pac-12 All-Academic Honorable Mention

2017 (FRESHMAN)

- Played in 11 games, making six starts, including in the first game of his career, at Colorado State, to open the season
- Made 31 catches for 275 yards and two touchdowns
- Caught at least one pass in all 11 games he played. Totaled a season-best seven catches for 48 yards against Minnesota
- Caught the game-winning touchdown in the fourth quarter against Portland State. Also caught a touchdown pass at Arizona

BEREAN CHRISTIAN HIGH SCHOOL

- Consensus four-star recruit at wide receiver
- Ranked as a top five receiver in the west by Scout
- Considered a top 25 receiver recruit in the nation by multiple recruiting services
- Recorded 94 receptions for 1,521 yards and 21 touchdowns as a senior for the Eagles in 2016
- Registered 94 catches for 1,483 yards and 23 touchdowns in 2015 and added four punt return touchdowns as a junior
- Named Cal-Hi Sports second team all-state following his junior year
- Made 76 receptions for 1,069 yards and 17 scores in 2014
- Also played basketball earning first team defense as a sophomore

PERSONAL

- Born in San Jose, Calif.
- Majoring in speech communication
- Son of James and Stephanie Hodgins
- Has a brother, Isaac, and a sister, Imoni. Isaac is a defensive lineman with the Beavers
- Father, James Hodgins played in the NFL for the Cardinals and Jets and won a Super Bowl with the Rams
- Honor roll student
- Chose Oregon State because "I felt comfortable here. I knew some of the coaches and players personally and felt like I can make an impact early"
- Would like to be a lawyer when his playing career is complete



ISAIAH HODGINS' CAREER RECEIVING STATISTICS

Year	G	Rec	Yds	TD	Lg	Rec/G	Avg/C	Avg/G
2017	11	31	275	2	21	2.8	8.9	25.0
2018	11	59	876	5	51	5.4	14.8	79.6
TOTAL	22	90	1151	7	51	4.1	12.8	52.3

ISAIAH HODGINS' RECEIVING GAME-BY-GAME (2018 - played in 11 games)

Opponent	No.	Yds	TD	LG
@ Ohio State	2	40	0	27
Southern Utah	4	59	0	20
@ Nevada	14	200	2	51
Arizona	2	19	0	15
@ Arizona State	1	44	0	44
California	3	24	0	11
@ Colorado	11	146	2	33
USC	8	129	0	43
@ Stanford	3	37	0	16
@ Washington	3	45	1	33
Oregon	8	133	0	33

ISAIAH HODGINS' RECEIVING GAME-BY-GAME (2017 - played in 11 games)

Opponent	No.	Yds	TD	LG
@ Colorado State	1	11	0	11
Portland State	5	59	1	17
Minnesota	7	48	0	10
@ Washington State	4	38	0	13
@ USC	2	27	0	21
Colorado	1	17	0	17
Stanford	1	14	0	14
@ California	2	9	0	5
@ Arizona	4	34	1	14
Arizona State	2	8	0	7
@ Oregon	2	10	0	8



ANDRZEJ #49 HUGHES-MURRAY OLB

Senior • 6-2 • 247 • 3L
 Major: Psychology
 Federal Way, Wash.
 Federal Way HS

PRONOUNCED ON-jay

CAREER

- Has 78 tackles - 47 solo - with 9.5 for a loss in 30 games, including 19 starts
- Also has two blocks, one pass deflection and one fumble recovery
- 2019 Wuerffel Trophy preseason watch list
- 2017 and 2018 Pac-12 All-Academic Honorable Mention team member

2018 (JUNIOR)

- Played in all 12 games, making 11 starts
- Tallied 33 tackles - 18 solo - with 5.5 tackles for loss, three sacks and one quarterback hurry
- Recorded TFLs in five consecutive games to end the season: at Colorado, vs. USC, at Stanford, at Washington and vs. Oregon. Picked up sacks versus USC, Stanford and Washington
- Finished with six tackles twice - at Colorado and at Washington
- Opened the season with back-to-back four tackle games at Ohio State and versus Southern Utah
- Pac-12 All-Academic Honorable Mention

2017 (SOPHOMORE)

- Played in all 12 games, making four starts
- Recorded 21 tackles, including 14 solo, with one sack, one quarterback hurry and one pass breakup
- Totaled a season-best seven tackles in the season opener at Colorado State, adding a QB hurry and a pass breakup
- Tallied four tackles twice: against Washington and at Arizona. Picked up a 9-yard sack in the game against the Huskies
- Pac-12 All-Academic Honorable Mention

2016 (FRESHMAN)


- Played in six games, starting four, as a true freshman
- Initially made a strong impression in fall camp in Bend before an injury sidelined him for several weeks
- Called upon to make his debut at midseason at Washington due to a series of injuries at outside linebacker
- Recorded a season-best nine tackles, including a tackle-for-loss, and a fumble recovery at Stanford
- Registered eight solo tackles, including a TFL, at UCLA
- Blocked a PAT against Washington State
- Finished the season with 24 tackles, including three tackles-for-loss
- Named to the Pac-12 All-Freshman Team by Athlon
- Signed a National Letter of Intent to play football at Oregon State in February 2016

FEDERAL WAY HIGH SCHOOL

- Rivals, Scout and 247Sports three-star recruit
- Scout ranked him No. 5 on its list of top inside linebackers on the West Coast and No. 31 overall in the nation
- All-USA Western Washington First Team
- South Puget Sound League First Team
- *Tacoma News-Tribune* All-Area team and Northwest Nuggets team member
- Member of Greg Biggins' West 150 roster
- Three-year starter at linebacker and team captain as a senior
- Four-year letterman in wrestling
- Wrestled at 195-pounds as a freshman in 2013
- Moved up to 220-pounds in 2014 and finished 8th in the state
- Improved to 3rd at state in 2015
- Won the Washington 4A state title at 220-pounds as a senior with a 41-0 record
- Two-year captain of wrestling squad

PERSONAL

- Son of Jonathan Murray and Michelle Hughes
- Enjoys working out, hiking and playing video games



JACK #89 HOLUM TE

R. Sophomore • 6-5 • 247 • TM
 Major: Accountancy
 Lake Oswego, Ore.
 Lakeridge HS

2018 (REDSHIRT FRESHMAN)

- Did not play

2017 (FRESHMAN)

- Did not play, utilizing his redshirt season

LAKERIDGE HIGH SCHOOL

- Three-year starter for the Pacers
- Earned Three Rivers League honors at tight end and defensive end as a senior
- Also earned league honors on the offensive line as a junior
- Team captain as a senior
- Also played forward/center on the basketball court and was a defender in lacrosse

PERSONAL

- Born in Portland, Ore.
- Son of Jared and Julie Holum
- Has two brothers, Nick and Cole
- Enjoys art and cooking
- Honor Roll student
- Member of National Honor Society
- Has been involved in community service activities including a Down Syndrome Buddy Walk
- Studying accountancy





Andrzejj Hughes-Murray | Photo: Karl Maasdam

- Served on a mission to Ecuador building a school
- Was a math and reading tutor for elementary age children
- Is one of the team's representatives on OSU's Student-Athlete Advisory Committee
- Participated in Beavers Without Borders to Dominican Republic
- Tutored high school peers in history
- First name means warrior in Polish
- Has a degree in psychology

HUGHES-MURRAY'S CAREER DEFENSIVE STATISTICS

Year	G	UA	A	Total	TFL	Yds	PD	FF	FR	Blkd	QBH
2016	6	15	9	24	3.0	10	0	0	1	1	0
2017	12	14	7	21	1.0	9	1	0	0	1	1
2018	12	18	15	33	5.5	19	0	0	1	0	1
TOTAL	30	47	31	78	9.5	38	1	0	2	2	2

HUGHES-MURRAY'S CAREER SACKS STATISTICS

Year	G	UA	A	Total	Yds
2016	6	0	0	0.0	0
2017	12	1	0	1.0	9
2018	12	2	2	3.0	13
TOTAL	30	3	2	4.0	22

HUGHES-MURRAY'S GAME-BY-GAME STATS (2018 - played in all 12 games)

Opponent	Tck	TFL	Sacks
@ Ohio State	4	0.0-0	0.0-0
Southern Utah	4	0.0-0	0.0-0
@ Nevada	1	0.0-0	0.0-0
Arizona	2	0.0-0	0.0-0
@ Arizona State	1	0.5-1	0.0-0
Washington State	1	0.0-0	0.0-0
California	1	0.0-0	0.0-0
@ Colorado	6	1.0-3	0.0-0
USC	3	1.0-2	1.0-2
@ Stanford	2	1.0-4	1.0-4
@ Washington	6	1.0-7	1.0-7
Oregon	2	1.0-2	0.0-0

HUGHES-MURRAY'S GAME-BY-GAME STATS (2017 - played in all 12 games)

Opponent	Tck	TFL	Sacks
@ Colorado State	7	0.0-0	0.0-0
Portland State	2	0.0-0	0.0-0
Washington	4	1.0-9	1.0-9
@ USC	1	0.0-0	0.0-0
@ California	2	0.0-0	0.0-0
@ Arizona	4	0.0-0	0.0-0
@ Oregon	1	0.0-0	0.0-0

BLOCK-1 (WSU)

HUGHES-MURRAY'S GAME-BY-GAME STATS (2016 - played in 6 games)

Opponent	Tck	TFL	Sacks
@ Washington	1	0.0-0	0.0-0
Washington State	2	0.0-0	0.0-0
@ Stanford	9	1.0-5	0.0-0
@ UCLA	8	1.0-3	0.0-0
Arizona	4	1.0-2	0.0-0

FR-1 (STAN); **BLOCK-1** (WSU)



JESIAH IRISH

#13 WR

R. Freshman • 5-11 • 173 • RS
 Major: University Exploratory Studies
 Snoqualmie, Wash.
 Mount Si HS

2018 (FRESHMAN)

- Played in four games and utilized his redshirt under the NCAA rules
- Caught two passes for 23 yards at Stanford
- Returned four kickoffs at Washington, for 80 yards. Also returned two punts for 15 yards at Nevada

MOUNT SI HIGH SCHOOL

- Three-year letterwinner for head coach Charlie Kinnune
- Helped Mount Si to a 7-3 overall record in 2017, and a 6-2 mark in conference play
- Played wide receiver, cornerback, safety, kick returner and punt returner his junior and senior seasons. Saw action at quarterback prior to his last two seasons
- First-Team KingCo at wide receiver, returner and as an athlete during his high school career
- Rated three stars by 247Sports
- Hauled in 34 passes for 880 yards as a junior, adding 14 touchdowns
- Served as a team captain at Mount Si
- Also played basketball and baseball

PERSONAL

- Son of Naomi Irish and Brandon Duffy
- Has one brother, Aidan
- Would one day like to own a company - wants to be a commercial real estate agent
- Has volunteered at the Snoqualmie Food Bank and assists as a special education baseball and basketball coach
- Enjoys hanging with friends, watching movies, playing video games, hiking and spear fishing in his spare time
- Beavers Without Borders participant
- Chose Oregon State "because it was the best fit overall for me, between sports, academics and social life."

IRISH'S CAREER RECEIVING STATISTICS

Year	G	Rec	Yds	TD	Lg	Rec/G	Avg/C	Avg/G
2018	4	2	23	0	18	0.5	11.5	5.8

IRISH'S CAREER KICK RETURN STATISTICS

Year	G	No.	Yds	TD	Lg	Avg/R	Avg/G
2018	4	4	80	0	26	20.0	20.0

IRISH'S CAREER PUNT RETURN STATISTICS

Year	G	No.	Yds	TD	Lg	Avg/R	Avg/G
2018	4	2	15	0	15	7.5	3.8

IRISH'S CAREER ALL PURPOSE STATISTICS

Year	G	Rush	Rec	PR	KR	IR	Total	Avg/G
2018	4	0	23	15	80	0	118	29.5

IRISH'S RECEIVING GAME-BY-GAME (2018 - played in 4 games)

Opponent	No.	Yds	TD	LG
@ Stanford	2	23	0	18



Jesiah Irish | Photo: Karl Maasdam





**JERMAR #22
JEFFERSON RB**

Sophomore • 5-10 • 214 • 1L
Major: Sociology
Harbor City, Calif.
Narbonne HS

2019 (SOPHOMORE)

- Enters the season on the Doak Walker Award watch list
- 2019 preseason All-Pac-12 second team
- Oregon State representative at the 2019 Pac-12 Media Day

2018 (FRESHMAN)

- Played in all 12 games, making nine starts
- Named a Freshman All-American by The Athletic, ESPN, USA Today, the FWA and 247Sports
- Pac-12 Freshman Offensive Player of the Year
- All-Pac-12 Honorable Mention
- Set the Oregon State true freshman rushing record with 1,380 yards. Averaged 5.8 yards per rush on 239 carries
- Rushed for 254 yards at Arizona State, the second-best single-game total in OSU history
- Also rushed for 238 yards against Southern Utah, the fourth-best mark at OSU
- His 1,380 rushing yards ranks sixth in a season at OSU. The 1,380 yards led all freshmen nationally and was ninth overall regardless of class
- Tallied seven 100-yard games
- Scored 12 touchdowns, with four apiece versus Southern Utah and Washington State. First player in OSU history with two four-score games in the same season
- Tallied 41 carries of 10 or more yards, ranking second in the Pac-12 and seventh nationally. Finished with 15 rushes of 20 or more yards, most in the Pac-12 and tied for fifth nationally
- Added 25 receptions for 147 yards
- Scored twice and rushed for 106 yards at Nevada
- Carried the ball 25 times against Washington State, garnering 138 yards and scored four times
- Rushed for 135 yards on 30 carries against Colorado in the overtime victory. Set a season-best with 49 receiving yards against the Buffaloes, making six catches
- Gained 109 yards on 19 carries at Stanford, followed by 115 yards on 19 attempts at Washington
- Named to the Touchdown Club of Columbus 2019 Players to Watch List after the 2018 season
- Doak Walker Award watch list

NARBONNE HIGH SCHOOL

- Three-year starter at the high school level, first for Redondo Union High School, then Narbonne High School. Lettered under head coach Manuel Douglas at Narbonne
- Rated three stars by both 247Sports and Rivals
- Helped Narbonne High School to a 12-3 record as a senior and a state championship. Ran for 225 yards and four touchdowns on 26 carries in the semifinal game. Added three receptions for 55 yards and one score
- He rushed for 1,861 yards in 2017, scoring 34 touchdowns. Carried the ball 205 times for a 9.1 yard per rush average. Added 23 receptions for 372 yards - 16.2 yards per catch - with three touchdowns
- Played his junior year at Redondo Union, where he carried the ball 212 times for 1,327 yards and 16 touchdowns. Added 16 receptions for 161 yards and one touchdown
- Earned all-city honors during his career
- Also lettered in track

PERSONAL

- Majoring in sociology
- Son of Tracy Green and Herb Jefferson
- Has one brother, Jermale
- Father, Herb, played football at Sonoma State
- Named to the academic honor roll during his high school career
- Chose Oregon State "because I thought it was the best fit for me."

JEFFERSON'S CAREER RUSHING STATISTICS

Year	G	Att	Yds	TD	Lg	Avg/C	Avg/G
2018	12	239	1380	12	62	5.8	115.0



Jermar Jefferson | Photo: Karl Maasdam

JEFFERSON'S CAREER RECEIVING STATISTICS

Year	G	Rec	Yds	TD	Lg	Rec/G	Avg/C	Avg/G
2018	12	25	147	0	15	2.1	5.9	12.2

JEFFERSON'S RUSHING GAME-BY-GAME (2018 — played in all 12 games)

Opponent	No.	Yds	TD	LG
@ Ohio State	8	47	0	31
Southern Utah	22	238	4	62
@ Nevada	25	106	2	21
Arizona	19	82	0	23
@ Arizona State	31	254	2	45
Washington State	25	138	4	23
California	2	34	0	33
@ Colorado	30	135	0	36
USC	18	58	0	18
@ Stanford	19	109	0	19
@ Washington	19	115	0	23
Oregon	21	64	0	12

JEFFERSON'S RECEIVING GAME-BY-GAME (2018 - played in all 11 games)

Opponent	No.	Yds	TD	LG
@ Ohio State	1	5	0	5
Southern Utah	3	27	0	12
@ Nevada	2	13	0	13
Arizona	3	18	0	10
Washington State	1	4	0	4
California	1	-1	0	0
@ Colorado	6	49	0	15
USC	5	33	0	15
@ Washington	2	7	0	11
Oregon	1	-8	0	0



**NOOS #69
KEOBOUNNAM OL**

R. Junior • 6-2 • 285 • 2L
Major: Business Information Systems
Portland, Ore.
Centennial HS

PRONOUNCED NOOS KAY-oh-boo-num

CAREER

- Enters the 2019 season having played in 23 games
- 2017 Pac-12 All-Academic Honorable Mention selection

2018 (REDSHIRT SOPHOMORE)

- Played in 11 games, seeing action primarily on special teams

2017 (REDSHIRT FRESHMAN)

- Played in all 12 games, seeing action primarily on special teams. Was the backup at left guard on the offensive line





Nouis Keobounnam | Photo: Karl Maasdam



Brandon Kipper | Photo: Karl Maasdam

2016 (FRESHMAN)

- Did not play in a game as a true freshman using his redshirt season
- Joined the Oregon State football program in June 2016

CENTENNIAL HIGH SCHOOL

- Three-sport athlete competing in football, basketball and track & field
- Played offensive line and defensive tackle for the Eagles
- Earned Mt. Hood Conference First Team as a senior and earned honorable mention all-state
- Team captain in football
- Played center for the basketball team
- Earned first team all-league in the shot put

PERSONAL

- Son of Visa and Sonsamay Keobounnam
- Has a brother, Anouluck
- Enjoys video games and spending time with friends
- Chose to attend Oregon State because "OSU gave me the best opportunity, academically and athletically"
- Is a barber in his spare time
- Has been involved in several community service activities including Food for Families
- Studying business information systems

and Debate and the National Forensics League

- Chose Oregon State because "I love the coaching staff and the city of Corvallis."



BRANDON KIPPER #68 OL

R. Sophomore • 6-6 • 305 • RS
Major: Psychology
Caldwell, Idaho
Columbia HS / Hawai'i

2018 (SOPHOMORE)

- Played in three games as a sophomore, and was able to redshirt due to the NCAA's new rules
- Played against Colorado, Stanford and Washington

HAWAI'I

- Appeared in 11 games for Hawai'i as a freshman in 2017

COLUMBIA HIGH SCHOOL

- Four-year letterwinner for Columbia High School in Nampa, Idaho. Lettered for head coach Rich Davis
- Rated as a three-star player by Scout (now 247Sports) coming out of high school
- Two-time all-state selection who also earned all-league honors three times
- Two-way player at Columbia who finished with 38 tackles his senior season, including eight for loss. Added four sacks
- Also competed in wrestling (heavyweight class), and earned 2017 All-America honors from USA Wrestling Magazine. Was a two-time state champion and 2017 district champ
- Three-time Academic All-American in wrestling

PERSONAL

- Majoring in psychology
- Son of Sariah and Robin Coffey
- ASB Student Body President while at Columbia High School. Also participated in Speech



GUS LAVAKA #63 OL

Senior • 6-4 • 347 • 3L
Major: Digital Communication Arts
Kearns, Utah
Kearns HS

PRONOUNCED luh-vah-kah

CAREER

- Has appeared in 34 games entering the 2019 season, with 31 starts. Has started 26 consecutive games
- Named a Freshman All-American by Campus Insiders and Pro Football Focus in 2016
- Recognized as a member of the Pac-12 and national All-Freshman teams by *Athlon* in 2016
- 2019 Outland Trophy preseason watch list
- 2019 preseason All-Pac-12 second team

2018 (JUNIOR)

- Played in and started all 12 games at left guard
- Part of an offensive line that helped Jermar Jefferson become the first OSU running back to 1,000 yards in a decade. Jefferson had seven games of 100 or more yards, including two of 200 or more.
- Lavaka and the offensive line paved the way for eight 100-yard games in 2018 as Artavis Pierce eclipsed that plateau in the season opener at Ohio State

2017 (SOPHOMORE)

- Played in and started all 12 games at left guard
- Part of an offensive line that helped Ryan Nall to three 100-yard rushing efforts

2016 (FRESHMAN)

- Lined up at offensive guard steadily showing improvement and moving up the depth chart in the spring
- Played in 10 games, making seven starts
- Moved into the starting lineup at left guard when Fred Lauina went down to injury, and never gave his spot back
- Earned Pac-12 All-Conference Honorable Mention
- Named a Freshman All-American by Campus Insiders and Pro Football Focus
- Recognized as a member of the Pac-12 and national All-Freshman teams by *Athlon*
- Signed a National Letter of Intent in February 2016
- Arrived on campus in March for spring term

KEARNS HIGH SCHOOL

- Originally signed an NLI with Hawai'i in 2012
- Played on both the offensive and defensive lines at Kearns
- Named to the 5A all-state second team by the *Salt Lake Tribune* and *Deseret News*
- Selected to Region 2 First Team on offense
- Earned all-league honors in football, wrestling and basketball





Gus Lavaka | Photo: Karl Maasdam

• One of the state's top heavyweights in wrestling – runner-up at the state meet in the 285-pound division as a junior

PERSONAL

- Son of Gustaf and Lafo Lavaka
- Has two brothers, Tasini and Sherwin, and six sisters, Tina, Hazel, Mele, Veronica, Ana and Otolose
- Completed a two-year LDS Mission to the Kingdom of Tonga
- Is part of the Poly Notes, an acapella group, with Elu Aydon, Miki Fifita and Alexander Skelton
- Graduated with a degree in digital communication arts



Luke Leonnig | Photo: Karl Maasdam

PERSONAL

- Son of Jeff and Kaycee Leonnig
- Has two sisters: Paige and Natalie
- Fifth generation Beaver
- National Honor Society Member
- Honor Roll all four years at Eagle High
- Has been involved in several community service projects including MS Walk and Idaho Fish and Game volunteer
- Enjoys hunting, fishing and track & field
- Studying business administration

LEONNIG'S CAREER OREGON STATE DEFENSIVE STATISTICS

Year	G	UA	A	Total	TFL	Yds	PD	FF	FR	Blkd	QBH
2017	1	0	0	0	0.0	0	0	0	0	0	0
2018	10	2	0	2	0.0	0	0	0	0	0	0
TOTAL	11	2	0	2	0.0	0	0	0	0	0	0

LEONNIG'S GAME-BY-GAME STATS (2018 - played in 10 games)

Opponent	Tck	TFL	BrUp
@ Arizona State	1	0.0-0	0
@ Stanford	1	0.0-0	0



LUKE LEONNIG #43
ILB

R. Junior • 6-0 • 221 • 2L
Major: Business Administration
Eagle, Idaho
Eagle HS

2018 (REDSHIRT SOPHOMORE)

- Appeared in 10 games
- Tallied two tackles, one apiece against Arizona State and Stanford
- Pac-12 All-Academic Honorable Mention

2017 (REDSHIRT FRESHMAN)

- Appeared in one game, seeing action against Washington

2016 (FRESHMAN)

- Did not play in a game, using his redshirt season
- Practiced at inside linebacker for the Beavers' scout team
- Committed to join the Oregon State football program in February 2016

EAGLE HIGH SCHOOL

- Awarded "Outstanding Defensive Lineman"
- 2015 first team all-conference as a defensive lineman
- Played in 2015 Idaho East-West Shrine Game
- Captain of Varsity football team, 2015
- Three-time SIC All-Academic team member in football
- Three-time letterman in football and four-time letterman in track
- 2016 Physical Education Student of the Year at Eagle High
- One of the state's top athletes in discus and shot put winning the state title in discus as a senior
- Finished first in discus at the 2016 Oregon Relays in Eugene in discus and set new meet record
- Named "Track Athlete of the Year" at Eagle High as a senior
- Two time "Track Field Athlete of the Year" at Eagle High
- "Freshman Track Athlete of the Year" at Eagle High
- Four-time SIC All-Academic team member for track and field
- Owns school records in shot put (60' 6") and discus (187')
- Won the discus at the 2012 National Outdoor Junior Olympics earning the gold medal



JAKE LEVENGOOD #70
OL

R. Freshman • 6-4 • 284 • RS
Major: Kinesiology
Vacaville, Calif.
Vacaville HS

2018 (FRESHMAN)

- Saw action in two games, versus Stanford and Washington

VACAVILLE HIGH SCHOOL

- Three-year starter for head coach Mike Papadopoulos
- Helped lead Vacaville to a 7-4 record in 2017, including a 4-0 mark in league play
- All-league after his senior season
- Three-star student-athlete according to both 247Sports and Rivals
- Also played defensive end at Vacaville HS
- Ended his career with 118 tackles, including seven for loss, with five sacks, one interception and three fumble recoveries
- Also competed in wrestling. He placed fifth at the 2016 CIF State Championships at the 220-pound class, then a year later, finished eighth at the 285-pound class
- In wrestling, ranked second in the state at the 285-pound weight class

PERSONAL

- Son of Melanie and Andy Levensgood
- Has one brother, Luke
- Studying kinesiology at Oregon State and would like to be an occupational therapist after his playing career
- Enjoys fishing and playing video games in his spare time
- Majoring in kinesiology
- Chose Oregon State because "I really love the town and I love the school."





**TYJON
LINDSEY** #1
WR

R. Sophomore • 5-9 • 193 • TR
Major: Sociology
Corona, Calif.
Bishop Gorman HS/Nebraska

2018 (SOPHOMORE)

• Transferred to the program from Nebraska midway through the season. Did not play for the Beavers due to NCAA transfer rules

NEBRASKA

• Played in four games for the Cornhuskers in 2018. Made four catches for 22 yards
• Saw action in all 12 games as a true freshman for Nebraska in 2017, starting once, making 12 receptions for 76 yards
• Posted a season-best three catches twice in 2017; versus Arkansas State and at Oregon

BISHOP GORMAN HIGH SCHOOL

• Starred at Bishop Gorman High School in Las Vegas, helping the program to a 44-0 record over a three-year stretch from 2014-16
• The school won the 4A state title Lindsey's senior year, going 15-0 overall and winning the championship 84-8
• In 2015, Lindsey, then a junior, made 45 catches for 1,117 yards and 14 touchdowns. He added 237 punt return yards and one interception with two pass deflections
• In 2014, as a sophomore, he caught 34 passes for 884 yards and 15 touchdowns.
• Selected first-team All-Nevada both seasons, and, after his junior year, was named first-team All-Southwest
• Recognized as the top player in the state of Nevada by both ESPN and 247Sports coming out of Bishop Gorman.
• Rivals.com and 247Sports both had him rated as one of the top 10 receivers in the country; 247Sports had him as the No. 50 player overall nationally regardless of position

PERSONAL

• Son of Kimberly Jackson
• Majoring in sociology
• Enjoys snowboarding in his spare time
• Has volunteered in his community, making multiple hospital visits

LINDSEY'S CAREER RECEIVING STATISTICS

Year	G	Rec	Yds	TD	Lg	Rec/G	Avg/C	Avg/G
2017 (NEB)	12	12	76	0	14	1.0	6.3	6.3
2018 (NEB)	4	3	22	0	14	0.8	7.3	5.5
TOTAL	16	15	98	0	14	0.9	6.5	6.1

LINDSEY'S RECEIVING GAME-BY-GAME (2018 - played in 4 games at Nebraska)

Opponent	No.	Yds	TD	LG
Troy	1	6	0	6
@ Michigan	2	16	0	14

LINDSEY'S RECEIVING GAME-BY-GAME (2017 - played in all 12 games at Nebraska)

Opponent	No.	Yds	TD	LG
Arkansas State	3	14	0	8
@ Oregon	3	12	0	9
Northern Illinois	2	18	0	11
@ Illinois	1	4	0	4
Ohio State	1	14	0	14
Northwestern	1	8	0	8
@ Minnesota	1	6	0	6



**KELDON
LITTELL** #75
OL

R. Sophomore • 6-4 • 300 • TM
Major: Public Health
Astoria, Ore.
Astoria HS/Western Oregon

2018 (REDSHIRT FRESHMAN)

• Did not play

WESTERN OREGON

• Did not play as a true freshman in 2017

ASTORIA HIGH SCHOOL

• Three-year starter for head coach Howard Rub
• Served as team captain during his time at Astoria
• First-team all-state on the offensive line, second team on the defensive line. Also earned all-league honors

PERSONAL

• Born April 6, 1999
• Majoring in public health. Aspires to be a health teacher after his career
• Son of Terra Patterson and Matthew Littell
• Has one sister, Kendra
• Enjoys surfing, gaming and exercise in his spare time
• Chose Oregon State because "going to Oregon State as a student-athlete has been a dream of mine since I was little. It's an amazing campus and a great program to develop in."



**LUKE
LOECHER** #38
P

R. Sophomore • 6-4 • 208 • 1L
Major: Civil Engineering
Cedar Falls, Iowa
Cedar Falls HS/Kirkwood CC

PRONOUNCED Low-Sure

2018 (REDSHIRT FRESHMAN)

• Appeared in three games, punting three times. Averaged 37.3 yards per and tallied a season-long 52-yard punt against Arizona

KIRKWOOD COMMUNITY COLLEGE

• Was on the roster for the baseball team but did not play

CEDAR FALLS HIGH SCHOOL

• Two-year starter. Played tight end, wide receiver, punter and kicker
• Earned all-district at punter
• Also lettered four years in track, running in the 400s and 800s and participating in the high jump
• Lettered two years in baseball, at third base, the outfield and as a pitcher. Named to Perfect Game Iowa Select three times
• Lettered one year in basketball

PERSONAL

• Majoring in civil engineering
• Son of Lisa and Ron Loecher
• Has two brothers, Cael and Isaac
• Named to the Honor Roll in every semester in high school
• Chose Oregon State because "it has a great engineering program and the campus is fantastic."

LOECHER'S CAREER PUNTING STATISTICS

Year	G	No.	Yards	Lg	Avg
2018	3	3	112	52	37.3





Luke Loecher | Photo: Dave Nishitani



Jake Luton | Photo: Karl Maasdam

LOECHER'S GAME-BY-GAME STATS (2018 - played in 3 games)

Opponent	Punts	Yds	Avg	Long
Arizona	2	79	39.5	52
@ Arizona State	1	33	33.0	33



JAKE LUTON #6 QB

R. Senior • 6-7 • 229 • 2L
 Major: Innovation Management
 Marysville, Wash.
 Marysville-Pilchuck HS / Idaho / Ventura CC

CAREER

- Enters 2019 with 12 career games played at Oregon State, including nine starts. Has completed 223-of-359 passes attempted for 2,513 yards and 14 touchdowns
- Gained a sixth-year by the NCAA in January 2019
- Slated to play in the same offensive system in back-to-back systems for the first time in his collegiate career

2018 (REDSHIRT SENIOR)

- Played in eight games, making five starts
- Completed 140-of-224 (62.5 percent) of attempted passes for 1,660 yards and 10 touchdowns
- Led Oregon State to a 28-point comeback overtime win - tied for the largest come-from-behind victory in school history - at Colorado by throwing for 310 yards and three touchdowns in just the second half and overtime period. Was 28-for-39 in the win
- Named the Pac-12 Conference's Offensive Player of the Week after the comeback win over Colorado
- Followed that game with 301 yards passing against USC, completed 31-of-45 passes attempted
- Tallied 284 passing yards and one touchdown against Nevada, and in the season finale, was 21-for-37 for 282 yards and two scores against Oregon

2017 (REDSHIRT JUNIOR)

- Played in the first four games of the season, starting each, before missing the final eight due to an injury suffered against Washington State
- Completed 83-of-135 (61.4 percent) pass attempts for 853 yards and four touchdowns with four interceptions. Ran for 27 yards on 17 attempts
- Made his OSU debut against Colorado State, and passed for 304 yards and two touchdowns on 27-of-47 passing. Threw the first touchdown of the FBS season, connecting with Timmy Hernandez
- Passed for 235 yards and one touchdown, completing 18-of-25 attempts, in the win over Portland State
- Connected on 22-of-35 passes against Washington State, finishing with 179 yards

VENTURA CC

- Named a Junior College All-American
- Considered a consensus three-star junior college quarterback
- Ranked among the ESPN top JC 50 recruits
- Ranked in Scout's JuCo Top 100
- Set Ventura College school-records - both season and career - with 3,551 passing

- yards and passing touchdowns with 40 scores in 2016
- Rushed for 175 yards and six touchdowns in 2016
- Named the National Conference Offensive Player of the Year
- Led Ventura to the postseason in his only season

IDAHO

- Originally signed with the Vandals
- Played in eight games as a redshirt freshman in 2015
- Completed 51-of-80 passes for 403 yards and one touchdown for the Vandals and also ran for five TDs
- Used his redshirt season as a true freshman in 2014

MARYSVILLE-PILCHUCK HIGH SCHOOL

- Led the Tomahawk's to the Wesco 3A league championship as a senior
- Completed 7-9 passes for 137 yards and three touchdowns in the championship game becoming the school's top passer ever
- Threw for over 1,300 yards and picked up 450 on the ground as a junior
- Two-time all-area and all-conference selection
- Three-year starter at quarterback
- Earned three letters as a pitcher/outfielder on the baseball diamond
- Named to the all-state team at pitcher and outfield
- Three-time all-conference outfielder

PERSONAL

- Son of Judd and Heather Luton
- Has three brothers, Jordan, Jace and Jaxxon
- Enjoys camping, hiking and playing with his dog
- Graduated with a degree in innovation management

LUTON'S CAREER PASSING STATISTICS

Year	G	Att	Cmp	Int	Yds	TD	Lg	Pct	Avg/P	Avg/G	Effic
2015 (ID)	8	80	51	4	403	1	37	63.8	5.0	50.4	100.2
2017	4	135	83	4	853	4	48	61.5	6.3	213.2	118.4
2018	8	224	140	4	1660	10	63	62.5	7.4	207.5	135.9
TOTAL	20	439	274	12	2916	15	63	62.4	6.6	145.8	124.0
OSU TOT	12	359	223	8	2513	14	63	62.1	7.0	209.4	129.3

LUTON'S CAREER OREGON STATE RUSHING STATISTICS

Year	G	Att	Yds	TD	Lg	Avg/C	Avg/G
2015 (ID)	8	27	73	5	16	2.7	9.1
2017	4	17	27	0	18	1.6	6.8
2018	8	28	-144	0	4	-5.1	-18.0
TOTAL	20	72	-44	5	18	-0.6	-2.2
OSU TOT	12	45	-117	0	18	-2.6	-9.8

LUTON'S GAME-BY-GAME PASSING (2018 - played in 8 games)

Opponent	Att.	Comp.	Int.	Yds	TD	Long
@ Ohio State	1	1	0	25	0	25
Southern Utah	4	9	0	63	0	25
@ Nevada	23	35	1	284	1	51
@ Colorado	28	39	0	310	3	33
USC	31	45	0	301	1	43
@ Stanford	14	26	1	205	2	63
@ Washington	18	32	0	190	1	33
Oregon	21	37	2	282	2	41



LUTON'S GAME-BY-GAME PASSING (2017 - played in 4 games)

Opponent	Att.	Comp.	Int.	Yds	TD	Long
@ Colorado State	27	47	3	304	2	39
Portland State	18	25	1	235	1	48
Minnesota	16	28	0	135	1	30
@ Washington State	22	35	0	179	0	19

LUTON'S GAME-BY-GAME PASSING (2015 - played in 8 games at Idaho)

Opponent	Att.	Comp.	Int.	Yds	TD	Long
@ USC	8	13	0	46	0	11
@ Arkansas State	24	42	3	166	0	24
@ Troy	5	6	0	27	0	13
@ New Mexico State	0	1	0	0	0	0
@ Auburn	14	18	1	164	1	37

LUTON'S RUSHING GAME-BY-GAME (2018 — played in 8 games)

Opponent	No.	Yds	TD	LG
@ Ohio State	1	-5	0	0
Southern Utah	1	4	0	4
@ Nevada	4	-30	0	0
@ Colorado	2	-11	0	0
USC	9	-45	0	2
@ Stanford	4	-17	0	2
@ Washington	5	-34	0	0
Oregon	2	-6	0	0

LUTON'S RUSHING GAME-BY-GAME (2017 — played in 4 games)

Opponent	No.	Yds	TD	LG
@ Colorado State	1	-5	0	0
Portland State	1	5	0	5
Minnesota	7	5	0	9
@ Washington State	8	22	0	18

LUTON'S RUSHING GAME-BY-GAME (2015 — played in 8 games at Idaho)

Opponent	No.	Yds	TD	LG
@ USC	1	-8	0	0
@ Arkansas State	9	26	3	14
@ Troy	3	6	1	4
ULM	1	0	0	0
@ New Mexico State	3	15	0	7
@ Auburn	10	34	1	16



TRAVIS MACKAY #79 OL

R. Sophomore • 6-7 • 306 • TM
Major: Marketing
Portland, Ore.
Central Catholic HS

2018 (REDSHIRT FRESHMAN)

- Did not play

2017 (FRESHMAN)

- Did not play, utilizing his redshirt season

CENTRAL CATHOLIC HIGH SCHOOL

- Highly recruited lineman
- Rated the No. 10 prospect in Oregon per 247Sports and No. 17 offensive tackle in the west per Scout
- No. 2 ranked lineman in the state per MaxPreps
- No. 17 offensive tackle in the west per Scout
- First Team all-state as a senior
- Mt. Hood Conference First Team as a senior and honorable mention as a junior
- Played prep ball with current Beaver lineman Blake Brandel

PERSONAL

- Son of Kari and David MacKay
- Majoring in marketing



TA'RON MADISON #23 RB

Freshman • 6-1 • 218 • HS
Major: Sociology
Banning, Calif.
Banning HS

2019 (FRESHMAN)

- Joined the Oregon State program in January 2019 in time for spring practices

BANNING HIGH SCHOOL

- Rated three stars by 247Sports, ESPN and Rivals. Listed by Oregon Live as the nation's No. 25 running back
- Three-year letterwinner for head coach Qua'Sand Lewis
- Earned all-league honors all three seasons at Banning High School
- Named League Most Valuable Player his senior season and served as a team captain during his career

PERSONAL

- Son of Deprea and Law Madison
- Brothers: Travis, James, Akeem, Daron, Minaj, Majae, Devonte, Jamin, Nemo
- Sisters: Jaipree, Tecumseh, Jamiya, Alaun
- Majoring in sociology and aspires to be an FBI agent after his playing career
- "I chose to attend Oregon state because the program is the right fit for me. Academics, athletics - everything amazes me. I'm glad to call the place home."



JEFFREY MANNING JR. #5 DB

R. Sophomore • 6-1 • 194 • 1L
Major: Digital Communication Arts
Los Angeles, Calif.
Cathedral HS

2018 (REDSHIRT FRESHMAN)

- Played in all 12 games, starting twice
- Made 35 tackles, with one TFL and one pass breakup
- Recorded a season-high seven tackles at Washington
- Finished with five tackles in back-to-back games at Arizona State and versus Washington State. Finished with a tackle for loss versus ASU
- Named Pac-12 All-Academic Honorable Mention

2017 (FRESHMAN)

- Did not play, utilizing his redshirt season

CATHEDRAL HIGH SCHOOL

- Considered a top 100 prospect in the state of California by 247Sports
- No. 12 cornerback in the state of California and No. 57 overall in the country per Scout
- Highly recruited
- Transferred to Cathedral from Bellflower HS prior to his senior year
- Invited to play in the Army All-American Bowl
- Participated in several Nike Open Regional events
- Earned first team all-league on defense as a senior

PERSONAL

- Son of Jeffrey Manning Sr. and Joyce Luckett
- Has two sisters, Kayla and Jordan
- Enjoys playing 2K and Madden and listening to music
- Volunteers time as an assistant coach with North Long Beach Pop Warner
- Has his own fashion line and wants to be a major fashion designer after football
- Majoring in digital communication arts


MANNING JR.'S CAREER DEFENSIVE STATISTICS

Year	G	UA	A	Total	TFL	Yds	PD	FF	FR	Blkd	QBH
2018	12	22	13	35	1.0	4	1	0	0	0	0





Jeffrey Manning Jr. | Photo: Karl Maasdam



John McCartan | Photo: Karl Maasdam

MANNING JR.'S GAME-BY-GAME STATS (2018 - played in all 12 games)

Opponent	Tck	TFL	BrUp
@ Ohio State	3	0.0-0	0
Southern Utah	2	0.0-0	0
@ Nevada	1	0.0-0	0
Arizona	4	0.0-0	1
@ Arizona State	5	1.0-4	0
Washington State	5	0.0-0	0
California	1	0.0-0	0
@ Colorado	2	0.0-0	0
USC	1	0.0-0	0
@ Stanford	1	0.0-0	0
@ Washington	7	0.0-0	0
Oregon	3	0.0-0	0

McCARTAN'S GAME-BY-GAME STATS (2018 - played in all 12 games)

Opponent	Tck	TFL	BrUp
@ Ohio State	1	0.0-0	0
Southern Utah	1	1.0-5	0
Arizona	2	0.0-0	0
@ Arizona State	2	0.0-0	0
Washington State	1	0.0-0	0
California	1	0.0-0	0
USC	2	0.0-0	0
@ Washington	1	0.0-0	0

INT-1 (@ NEV); BLOCK-1 (SUU)



JOHN McCARTAN #1
OLB
 Sophomore • 6-5 • 223 • 1L
 Major: Sociology
 Rancho Santa Margarita, Calif.
 Santa Margarita Catholic HS



MITCHELL McCULLOUGH #49
TE
 R. Freshman • 6-3 • 222 • RS
 Major: Finance
 Portland, Ore.
 Jesuit HS

2018 (FRESHMAN)

- Played in all 12 games, totaling 11 tackles, one TFL, an interception and one blocked kick
- Picked off a pass at Nevada and returned it 30 yards
- Blocked a kick against Southern Utah and added a 5-yard TFL
- Tallied two tackles three times - versus Arizona, Arizona State and USC

SANTA MARGARITA CATHOLIC HIGH SCHOOL

- Two-year starter at both defensive end/outside linebacker and tight end for head coach Rich Fisher
- Rated three stars by 247Sports. Ranked among the top 100 players in the state of California
- Tallied 43 tackles as a senior, collecting 3.5 for loss. Added five sacks and nine hurries with one pass deflection, three forced fumbles and one fumble recovery
- Offensively, as a senior, caught nine passes for 141 yards and one touchdown
- Named First-Team All-Trinity League while at Santa Margarita Catholic

PERSONAL

- Earned California Scholarship Federation (CFS) honors while in high school
- Majoring in sociology
- Sang in his school's choir
- Desires to go into the FBI after his playing career

McCARTAN'S CAREER DEFENSIVE STATISTICS

Year	G	UA	A	Total	TFL	Yds	PD	FF	FR	Blkd	QBH
2018	12	7	4	11	1.0	5	1	0	0	1	0

McCARTAN'S CAREER INTERCEPTION STATISTICS

Year	G	No.	Yds	TD	Lg	Avg/R	Avg/G
2018	12	1	30	0	30	30.0	2.5

2018 (FRESHMAN)


- Did not play, utilizing his redshirt season

JESUIT HIGH SCHOOL

- Lettered for head coach Ken Potter
- Played defensive end and long snapper at Jesuit
- Helped Jesuit to a 10-2 record in 2017, and 7-0 record in league play
- Jesuit finished the 2016 season with a 12-1 record, finishing 7-0 in its conference

PERSONAL

- Majoring in finance
- Son of Salli and Kevin
- Has one sister, Nicole
- Enjoys filmmaking, flying and skiing in his spare time
- Chose Oregon State because "I've been an Oregon State fan my entire life, I even painted my room orange and black at the age of 8."



TOMMY MERICKEL #60
LS
 R. Senior • 6-1 • 219 • RS
 Major: History
 Camarillo, Calif.
 St. Bonaventure HS

2018 (REDSHIRT JUNIOR)

- Did not play



2017 (JUNIOR)

- Redshirted after joining the team during the season

ST. BONAVENTURE HIGH SCHOOL

- Three-year letterwinner for head coach John Muller
- Started three seasons at long snapper, two on the offensive line and one year as a defensive lineman
- Earned first-team all-league honors as a senior on defense, and second-team as a junior on offense

PERSONAL

- Majoring in history. Aspires to be a real estate agent
- Son of Jim Merickel and Kim Wilson
- Has two brothers, Jon and Jesse
- Enjoys walking his dog Koda, long boarding and running on the beach in his spare time
- Chose Oregon State because "it had always been my childhood dream to play football for Oregon State."

PERSONAL

- Majoring in business administration
- Son of Russel Montibon and Melissa Waugh-Montibon
- Has two sisters, Morgan and Makena
- Middle name, Keli'i'holo'aina, translates to chief running the land
- Cuts his teammates hair in his spare time



JALEN MOORE **#33**
DB

R. Senior • 6-0 • 213 • 3L
Major: Human Development & Family Sciences
Denver, Colo.
Upland (CA) HS

CAREER

- Has seen action in 34 games, starting 28
- Enters 2019 with 196 tackles, including three for loss. Also has eight pass deflections, three forced fumbles and two fumble recoveries
- Writing a weekly diary for OregonLive.com during the 2019 season

2017 (REDSHIRT JUNIOR)

- Played in and started all 12 games
- Finished with 102 tackles, the first Beaver since 2013 to reach the century mark
- Recorded 14 tackles against Arizona, including 13 solo
- Tallied 13 tackles against California and 11 versus Oregon
- Forced a fumble and finished with eight tackles against Washington State
- Recovered a fumble and grabbed six tackles versus USC
- Credited with at least six tackles in 11 of his 12 games. Had at least six solo tackles in eight games

2017 (REDSHIRT SOPHOMORE)

- Played in all 12 games, making 10 starts
- Tied for second on the team with 75 tackles. Of those 75, 50 were solo. Added two tackles for loss, one forced fumble, one fumble recovery and three pass breakups
- Posted a season-best nine tackles twice: against Colorado State to open the season and at Arizona
- Tallied two eight-tackle games: versus Portland State and at USC
- Forced a fumble against Minnesota and recovered one versus Portland State
- Tallied pass breakups against Portland State, USC and Colorado

2016 (REDSHIRT FRESHMAN)

- Played in 10 games starting four
- Forced into the starting lineup against Washington due to injuries
- Suffered a season-ending injury late in the year and missed the final two games
- Registered a season-best 10 tackles against Washington State
- Forced the first fumble and broke up his first pass of his career against WSU
- Finished the season with 19 tackles
- Also played on special teams recording three tackles on coverage units

2015 (FRESHMAN)

- Signed an National Letter of Intent to join the Oregon State football program in February 2014
- Did not play in a game using his redshirt season
- Played at safety for the scout team

UPLAND HIGH SCHOOL

- Helped Upland to the Baseline Conference title with a 10-3 record
- Played his senior season at Upland after moving to the area from Denver
- Recorded 52 tackles as a senior after playing a shortened season due to transfer regulations
- Rated the third-best safety in Colorado by Scout prior to moving to California
- Registered 74 tackles and four interceptions in 2013 at Denver East High School
- All-Baseline League Second Team on defense
- Also played basketball as a wing
- Time in the 40 at 4.56

PERSONAL

- Son of Yondell and Tracy Moore
- Has one brother, Jamir, and three sisters, Zee, Dalyia and Jada



TANNER MILLER **#61**
OL

Freshman • 6-1 • 277 • HS
Major: Business Administration
Valencia, Calif.
Valencia HS

VALENCIA HIGH SCHOOL

- Letterwinner for head coach Larry Muir
- Helped guide Valencia to a 7-4 record in 2018, a season after the program posted a 12-2 mark. Valencia has won 10 consecutive league titles
- Named first-team all-league on offense in 2018 by the Santa Clarita Valley Signal
- Named second-team all-Southern Section
- Also earned Foothill League Lineman of the Year honors during his career
- Part of an offensive line that helped Valencia gain 4,000 yards of total offense over 11 games

PERSONAL

- Son of Heather and Steve Miller
- Has one sister, Peyton
- Majoring in business administration
- "I choose Oregon State because I loved the feel of the campus and the surrounding town. The coaching staff was also a major component; they really look after the players, not only on the field, but off the field as well."



KELI'I MONTIBON **#55**
OL

R. Junior • 6-2 • 291 • 1L
Major: Business Administration
Hilo, Hawai'i
Kamehameha HS

2018 (REDSHIRT SOPHOMORE)

- Appeared in three games

2017 (SOPHOMORE)

- Did not play in a game

RIVERSIDE CITY COLLEGE

- Earned first team all-conference

KAMEHAMEHA HIGH SCHOOL

- Earned eight letters at Kamehameha, four in football and two each in baseball and track & field
- Three-time All-Big Island Interscholastic Federation first team member
- Earned D2 all-state as a senior





Jalen Moore | Photo: Karl Maasdam

- Enjoys lifting weights
- Graduated after the spring term in 2019 with a degree in human development and family sciences

MOORE'S CAREER OREGON STATE DEFENSIVE STATISTICS

Year	G	UA	A	Total	TFL	Yds	PD	FF	FR	Blkd	QBH
2016	10	15	4	19	0.0	0	1	1	0	0	0
2017	12	50	25	75	2.0	4	3	1	1	0	0
2018	12	70	32	102	1.0	1	4	1	1	0	0
TOTAL	34	135	61	196	3.0	5	8	3	2	0	0

MOORE'S GAME-BY-GAME STATS (2018 - played in all 12 games)

Opponent	Tck	TFL	BrUp
@ Ohio State	8	0.0-0	0
Southern Utah	4	0.5-0	1
@ Nevada	8	0.5-1	1
Arizona	14	0.0-0	0
@ Arizona State	8	0.0-0	1
Washington State	8	0.0-0	0
California	13	0.0-0	0
@ Colorado	9	0.0-0	0
USC	6	0.0-0	1
@ Stanford	6	0.0-0	0
@ Washington	7	0.0-0	0
Oregon	11	0.0-0	0

FF-1 (WSU); FR-1 (USC)

MOORE'S GAME-BY-GAME STATS (2017 - played in all 12 games)


Opponent	Tck	TFL	BrUp
@ Colorado State	9	0.0-0	0
Portland State	8	0.0-0	1
Minnesota	4	0.0-0	0
@ Washington State	3	0.0-0	0
Washington	3	0.0-0	0
@ USC	8	2.0-4	1
Colorado	7	0.0-0	0
Stanford	3	0.0-0	0
@ California	7	0.0-0	0
@ Arizona	9	0.0-0	0
Arizona State	7	0.0-0	0
@ Oregon	7	0.0-0	0

FF-1 (MINN); FR-1 (PSU)

MOORE'S GAME-BY-GAME STATS (2016 - played in 10 games)

Opponent	Tck	TFL	BrUp
@ Minnesota	1	0.0-0	0
California	1	0.0-0	0
@ Washington	2	0.0-0	0
Washington State	10	0.0-0	1
@ Stanford	3	0.0-0	0
@ UCLA	2	0.0-0	0

FF-1 (WSU)



NICK MOORE #7 QB

R. Sophomore • 6-0 • 191 • TR
 Major: Communication
 Newhall, Calif.
 Hart HS / Eastern Washington

2018 (REDSHIRT FRESHMAN)

- Joined Oregon State prior to the 2018 season. Sat out due to NCAA transfer regulations

EASTERN WASHINGTON

- Redshirted as a true freshman in 2017

HART HIGH SCHOOL

- Three-year letterwinner for head coach Mike Herrington
- Earned team Most Valuable Player honors twice during his career, and was named Football League Offensive Player of the Year
- Paced Hart to a 9-3 record as a senior in 2016. Passed for 1,878 yards on 144-of-245 passing, throwing for 19 touchdowns. Added 153 carries for 653 yards and 14 touchdowns
- Played in eight games as a junior, passing for 1,307 yards and 13 touchdowns while rushing for 420 yards and six scores

PERSONAL

- Majoring in communication
- Son of Mindy and Don Moore
- Brother, Matt, played for Oregon State from 2005-06 and is an NFL veteran at the quarterback position. Matt holds the OSU record for consecutive passes without an INT at 182
- Chose Oregon State because "It's been my dream school ever since I went to see my brother play. I just saw a great opportunity here and decided to take it. My entire family loves the university and Corvallis."



MASON MORAN #35 DB

R. Junior • 6-3 • 192 • 2L
 Major: Marketing
 Gilbert, Ariz.
 Chandler HS

2018 (REDSHIRT SOPHOMORE)

- Played in 11 games
- Named Pac-12 All-Academic Honorable Mention
- Moved to defensive back in the spring of 2019

2017 (REDSHIRT FRESHMAN)

- Played in one game and was credited with three rushing attempts against Oregon in the season finale. Also attempted two passes
- Started the year at safety and moved to No. 2 on the quarterback depth chart prior to the game with Stanford

2016 (FRESHMAN)

- Arrived on campus in March in time for spring term
- Participated in the spring practice session
- Went 5-for-10 for 26 yards and an interception in the Beavers' Spring Game
- Served as the Beavers' scout team quarterback
- Signed a National Letter of Intent to play football at Oregon State in February 2016

CHANDLER HIGH SCHOOL

- Rivals, Scout, ESPN and 247 Sports three-star
- Considered the No. 6 recruit in the state of Arizona by Rivals
- Named 2015 Arizona Varsity Rivals Division 1 Offensive Player of the Year
- Received the National Football Foundation's Arizona Chapter High School Quarterback Danny White Award
- Named the 2015 Arizona 247Football.com All-Division One Team quarterback
- Rivals rated him the No. 18 dual-threat quarterback in the nation



- First team all-region and all-state
- All-region offensive player of the year
- Threw for 2,882 yards on 211-for-324 (.651) passing with 22 touchdowns, and rushed for 872 yards and 11 touchdowns as a senior
- Earned all-section honors in 2013 and 2014
- Named all-state in 2014
- Also participated in track and field in the 400 meters, 200 meters and 1600-meter relay for one season

PERSONAL

- Son of Steve and Kari Moran
- Has a brother, Blaine
- Father, Steve, played basketball at George Mason University
- Honor Roll student
- Has been involved in several community service projects including Feed My Starving Children, Shop With A Jock and has volunteered for GFA Football and as a speaker at a local elementary school
- Enjoys going to the beach and camping
- Studying marketing

MORAN'S CAREER PASSING STATISTICS

Year	G	Att	Cmp	Int	Yds	TD	Lg	Pct	Avg/P	Avg/G	Effic
2017	1	2	0	0	0	0	0	0.0	0.0	0.0	0.0

MORAN'S CAREER OREGON STATE RUSHING STATISTICS


Year	G	Att	Yds	TD	Long	Avg/C	Avg/G
2017	1	3	0	0	1	0.0	0.0
2018	11	0	0	0	0	0.0	0.0
TOTAL	12	3	0	0	1	0.0	0.0

MORAN'S GAME-BY-GAME PASSING (2017 - played in 1 game)

Opponent	Att.	Comp.	Int.	Yds	TD	Long
@ Oregon	2	0	0	0	0	0

MORAN'S RUSHING GAME-BY-GAME (2017 - played in 1 game)

Opponent	No.	Yds	TD	LG
@ Oregon	3	0	0	1



DAVID MORRIS #24 DB

R. Sophomore • 6-3 • 210 • 1L
 Major: Digital Communication Arts
 Sherwood, Ore.
 Sherwood HS

CAREER

- Enters 2019 with 13 games played, including seven starts
- Totals 76 tackles, including four for loss. In addition, has two pass deflections and an interception
- Named to the 2017 All-Pac-12 Honorable Mention squad

2018 (SOPHOMORE)

- Played in two games due to injury and utilized his redshirt
- Made one tackle versus Oregon and recovered an onside kick at Washington

2017 (FRESHMAN)

- Played in 11 games, making seven starts
- Totaled 75 tackles, tying for second on the team, with four going for a loss. Added one interception and one pass breakup
- Made 17 tackles against Minnesota, the most by a freshman player in the Pac-12 Conference and third-most nationally
- Made nine tackles against Colorado, with half for a loss, and eight against Oregon in the season finale. Two of the eight went for a loss
- Picked off a pass and returned it 6 yards against Washington
- First career TFL went for 10 yards against Portland State, one of his six tackles on the afternoon
- All-Pac-12 Honorable Mention



David Morris | Photo: Karl Maasdam

SHERWOOD HIGH SCHOOL

- Highly recruited by numerous Power 5 schools
- No. 3 prospect in the state of Oregon per 247Sports and a four-star recruit by Scout
- Oregon GA Defensive Player of the Year and Second Team all-state running back as a senior
- Second team all-state on both sides of the ball as a junior
- 2015 and '16 USA Today Oregon First Team on defense
- Tacoma News Tribune Western 100
- During his three-year varsity career accumulated 3,484 all-purpose yards as a running back and returner with 37 touchdowns
- 184 career tackles with eight interceptions
- Tacoma News Tribune Northwest Nuggets "Best of the Rest"
- Also a sprinter and javelin thrower on the track and field team

PERSONAL

- Son of Dave and Cristin
- Has two brothers, Jayden and Cristian, and two sisters, Bella and Janessa
- Brother, Cristian Morris, played football at Idaho State
- Enjoys playing basketball
- Studying digital communication arts

MORRIS' CAREER OREGON STATE DEFENSIVE STATISTICS

Year	G	UA	A	Total	TFL	Yds	PD	FF	FR	Blkd	QBH
2017	11	48	27	75	4.0	16	2	0	0	0	0
2018	2	1	0	1	0.0	0	0	0	0	0	0
TOTAL	13	49	27	76	4.0	16	2	0	0	0	0

MORRIS' CAREER INTERCEPTION STATISTICS

Year	G	No.	Yds	TD	Lg	Avg/R	Avg/G
2017	11	1	6	0	6	6.0	0.5
2018	2	0	0	0	0	0.0	0.0
TOTAL	13	1	6	0	0	6.0	0.5

MORRIS' GAME-BY-GAME STATS (2018 - played in 2 games)

Opponent	Tck	TFL	BrUp
Oregon	1	0.0-0	0

MORRIS' GAME-BY-GAME STATS (2017 - played in 11 games)

Opponent	Tck	TFL	BrUp
@ Colorado State	2	0.0-0	0
Portland State	6	1.0-10	0
Minnesota	17	0.0-0	0
@ Washington State	7	0.0-0	1
Washington	5	0.0-0	0
@ USC	5	0.0-0	0
Colorado	9	0.5-1	0
@ California	7	0.5-0	0
@ Arizona	4	0.0-0	0
Arizona State	5	0.0-0	0
@ Oregon	8	2.0-5	0

INT-1 (WASH)





CONNOR MORTON #36 RB

R. Freshman • 5-9 • 174 • RS
 Major: Management
 Springfield, Oregon
 Thurston HS

2018 (FRESHMAN)

- Joined the program midseason and did not play, utilizing his redshirt season

THURSTON HIGH SCHOOL

- Lettered for head coach Justin Starck
- Helped Thurston to a 7-3 mark as a senior
- Named First-Team All-League at both running back and defensive back during his career at Thurston

PERSONAL

- Majoring in management



RWEHA MUNYAGI JR. #27 WR

R. Freshman • 6-2 • 194 • RS
 Major: Biology
 Seattle, Wash.
 Archbishop Thomas J. Murphy HS

PRONOUNCED Ray-ha Mun-yaw-ghee

2018 (FRESHMAN)

- Did not play, utilizing his redshirt season

ARCHBISHOP THOMAS J. MURPHY HIGH SCHOOL

- One-year letterwinner for head coach Jerry Jensen
- Earned all-league and all-state honors during his career
- Caught 12 passes for 354 yards and six touchdowns his senior season. As a defensive back, made 30 tackles with three interceptions
- Also lettered in basketball at guard and in track in the 4x100

NEAH BAY HIGH SCHOOL

- Played for Neah Bay High School in 2016, carrying the ball 100 times for 770 rushing yards and 18 touchdowns. Caught six passes for 196 yards and six touchdowns

PERSONAL

- Majoring in biology
- Son of Nylene Charles and Rewhabura Munyagi Sr.
- Has three brothers: Javier, JoNathan and Camillo
- Has one sister, Joy
- Enjoys basketball and singing in his spare time. Played the piano growing up
- On the Honor Roll and National Honor Society in high school
- Chose Oregon State because it's the "best opportunity academically and athletically."



LUKE MUSGRAVE #88 TE

Freshman • 6-6 • 236 • HS
 Major: BioHealth Sciences
 Bend, Ore.
 Bend Senior HS

BEND SENIOR HIGH SCHOOL

- Rated three stars by 247Sports and Rivals. 247 has him listed as the No. 5 player in the state of Oregon regardless of position
- Two-year letterwinner for head coach Matt Craven, starting both years. Saw action at defensive end and wide receiver in addition to tight end
- First-Team All-League at both tight end and defensive end. Earned Team MVP honors
- Caught a team-leading 31 passes for 563 yards as a senior, totaling four touchdowns. Defensively, finished with 42 tackles
- Three-year letterwinner in lacrosse and competed in ski racing and track. Named First-Team All-League in lacrosse as a sophomore and junior. Giant Slalom and Super Giant Slalom Alpine Ski Racing Champion

PERSONAL

- Son of Amy and Doug Musgrave
- Has one brother, Colt
- Uncle, Bill Musgrave, served as the offensive coordinator with the Denver Broncos in 2018. He played in the NFL at quarterback from 1991 to 1998 for the Dallas Cowboys, San Francisco 49ers, Denver Broncos and Indianapolis Colts. He also lettered at Oregon from 1987-90
- Father, Doug Musgrave, was a two-year letterwinner (1991 and 1992) at Oregon at quarterback
- Majoring in biohealth sciences
- Chose Oregon State because "it's my dream school and because of the football program."



JEFFREY NELSON #40 P

Freshman • 6-2 • 174 • HS
 Major: Business Administration
 Clackamas, Ore.
 Clackamas

CLACKAMAS HIGH SCHOOL

- Lettered for head coach Joe Bushman
- Listed amongst the top-20 high school prospects in the state of Oregon by OregonLive.com leading up to the 2018 season
- Helped Clackamas to a 12-1 record in 2018
- Made six field goals as a senior in 2018 and totaled 70 total points, tallying 52 extra points
- Averaged 56.2 yards per kickoff, totaling 76 overall
- Also served as the team's punter, averaging 40.1 yards over 25 total punts. Landed six inside the 20 and had a season long of 60 yards
- Helped Clackamas to a 14-0 mark his junior season
- Kicked a 38-yard field goal with six seconds left to lead Clackamas to the 2017 state title
- Made seven field goals as a junior and was 83-for-84 on extra-point attempts
- Punted 20 times and landed five inside the 20 with a long of 48 yards
- Also lettered three years in baseball and was two-time all-league at pitcher

PERSONAL

- Son of Lillian and Andrew Nelson
- Has one brother, Henry, and one sister, Lindsay
- His uncle, Jeff McAllister, played soccer at Gonzaga
- Chose Oregon State because "I loved the atmosphere, and I've always wanted to play football for my home state college."
- Majoring in business administration





**KITANO
OLADAPO** #28
DB

R. Freshman • 6-2 • 201 • RS
Major: Mechanical Engineering
Happy Valley, Ore.
Central Catholic HS

PRONOUNCED Ky-tan O-la-dop-o

2018 (FRESHMAN)

- Did not play, utilizing his redshirt season

CENTRAL CATHOLIC HIGH SCHOOL

- Letterwinner for head coach Steve Pyne
- Earned first-team and second-team all-league honors during his tenure, as well as all-state
- Helped Central Catholic to a state championship in 2017

PERSONAL

- Full name is Olakitan Oladapo
- Majoring in mechanical engineering
- Son of Funke and Akin Oladapo
- Has one brother, Kash, and one sister, Anjola
- Enjoys music, video games and movies in his spare time
- Chose Oregon State because of the “engineering program and the community.”



**ARTAVIS
PIERCE** #21
RB

Senior • 5-11 • 208 • 3L
Major: Sociology
Lake Alfred, Fla.
Auburndale HS

CAREER

- Has played in 32 games, making five starts
- Enters the 2019 season with 846 rushing yards on 166 carries - an average of 5.1 yards per rush. Has scored five touchdowns
- 2017 and 2018 Pac-12 All-Academic honorable mention selection

2017 (JUNIOR)

- Played in nine games, making three starts
- Carried the ball 54 times for 408 yards, averaging 7.6 yards per rush. Tallied 15 catches for 149 yards. Scored four rushing touchdowns
- Opened the season with 168 yards and two touchdowns on 11 carries at Ohio State. Finished with separate runs of 80 and 78 yards, respectively
- Rushed for 91 yards on 11 carries in the home opener versus Southern Utah. Scored one touchdown
- Ran the ball three times at Stanford, finishing with 46 yards
- Pac-12 All-Academic Honorable Mention

2017 (SOPHOMORE)

- Played in all 12 games, making two starts, against Minnesota and Arizona
- Carried the ball 68 times for 323 yards, an average of 4.8 per rush. Scored one touchdown
- Caught 15 passes for 128 yards
- Served as a returner on kickoffs. Totaled 27 returns, finishing with 540 yards, an average of 20 per
- Ran the ball 12 times for 60 yards against USC, scoring once
- Rushed 10 times for 52 yards versus Colorado, adding two receptions for 43 yards
- Pac-12 All-Academic Honorable Mention

2016 (FRESHMAN)

- Played in 11 games as a true freshman
- Showed an ability to make an immediate impact early in fall camp at Bend



Artavis Pierce | Photo: Karl Maasdam

- Awarded the backup running back spot during fall camp
- Posted 98 carries for 523 yards and four touchdowns, all marks good for second on the team
- Proved to be a capable three-down back, registering 21 receptions
- Recorded season-highs with 18 carries for 73 yards and two touchdowns to go with six receptions for 37 yards in his first career start at UCLA
- Scored his first career touchdown in the Beavers’ overtime win over California
- Pac-12 All-Freshman Team by Athlon
- Signed a National Letter of Intent to play football in February 2016

AUBURNDALE HIGH SCHOOL

- Rivals and 247Sports three-star recruit
- Rated among the top 100 running back prospects in the nation
- Played in the Blue-Grey All-Star game in Tampa in January
- Offensive MVP of the Blue-Grey Super Combine in June 2015 in Daytona Beach
- Four-year starter and two-time team captain
- Two-time all-county selection including first team as a junior
- All-region second team as a senior
- Associated Press 5A All-State Honorable Mention as a sophomore and junior
- 2,076 career rushing yards and 18 touchdowns
- Sprinter on the track team (200 meters)
- A small forward on the basketball team

PERSONAL

- Son of Arthur and Delores Pierce
- Has two sisters, Artesha and Danisha
- Enjoys playing basketball
- Volunteers for the Lake Alfred youth football league
- First in his family to go to college. Calls the class “Death and Dying” - an overview around historical attitudes and practices around end of life and dying - his favorite at Oregon State
- Studying sociology

PIERCE’S CAREER RUSHING STATISTICS

Year	G	Att	Yds	TD	Lg	Avg/C	Avg/G
2016	11	98	523	4	22	5.3	47.5
2017	12	68	323	1	29	4.8	26.9
2018	9	54	408	4	80	7.6	45.3
TOTAL	32	220	1254	9	80	5.7	39.2

PIERCE’S CAREER RECEIVING STATISTICS

Year	G	Rec	Yds	TD	Lg	Rec/G	Avg/C	Avg/G
2016	11	21	132	1	22	1.9	6.3	12.0
2017	12	15	128	0	24	1.2	8.5	10.7
2018	9	15	149	0	26	1.7	9.9	16.6
TOTAL	32	51	409	1	26	1.6	8.0	12.8

PIERCE’S RUSHING GAME-BY-GAME (2018 — played in 9 games)

Opponent	No.	Yds	TD	LG
@ Ohio State	11	168	2	80
Southern Utah	11	91	1	34
Washington State	8	40	0	32
California	13	44	0	11
USC	3	7	1	6
@ Stanford	3	46	0	48
@ Washington	3	6	0	6
Oregon	2	6	0	3



PIERCE'S RUSHING GAME-BY-GAME (2017 — played in all 12 games)

Opponent	No.	Yds	TD	LG
@ Colorado State	8	35	0	7
Portland State	4	32	0	29
Minnesota	8	35	0	12
@ Washington State	3	13	0	7
Washington	3	22	0	22
@ USC	12	60	1	14
Colorado	10	52	0	8
Stanford	5	6	0	5
@ California	4	3	0	4
@ Arizona	5	26	0	13
@ Oregon	6	39	0	24

PIERCE'S RUSHING GAME-BY-GAME (2016 — played in 11 games)

Opponent	No.	Yds	TD	LG
@ Minnesota	4	7	0	3
Idaho State	7	30	0	11
Boise State	7	46	0	16
@ Colorado	8	61	0	18
California	13	58	1	12
Utah	9	60	1	22
Washington State	3	14	0	7
@ Stanford	7	31	0	8
@ UCLA	18	73	2	18
Arizona	15	71	0	19
Oregon	7	72	0	19

PIERCE'S RECEIVING GAME-BY-GAME (2018 - played in 4 games)

Opponent	No.	Yds	TD	LG
@ Ohio State	3	41	0	26
Southern Utah	1	6	0	6
California	5	72	0	13
USC	1	10	0	10
@ Stanford	1	3	0	3
@ Washington	3	18	0	11
Oregon	1	-1	0	0

PIERCE'S RECEIVING GAME-BY-GAME (2017 - played in all 12 games)

Opponent	No.	Yds	TD	LG
Portland State	2	15	0	8
Minnesota	3	10	0	10
@ Washington State	2	30	0	19
Washington	2	8	0	5
@ USC	1	9	0	9
Colorado	2	43	0	24
Stanford	1	4	0	4
@ Arizona	1	6	0	6
@ Oregon	1	3	0	3

PIERCE'S RECEIVING GAME-BY-GAME (2016 - played in 11 games)

Opponent	No.	Yds	TD	LG
Idaho State	2	9	0	5
Boise State	1	4	0	4
@ Colorado	2	11	0	6
California	3	8	0	6
Utah	1	1	0	1
Washington State	1	9	0	9
@ UCLA	6	37	0	12
Arizona	3	41	1	22
Oregon	2	12	0	9



TEAGAN QUITORIANO #84 TE

Sophomore • 6-6 • 256 • 1L
 Major: Business Administration
 Salem, Ore.
 Sprague HS

PRONOUNCED Kwi-tore-ee-on-o

2018 (FRESHMAN)

- Played in 10 games, making two starts
- Caught two passes, one apiece at Arizona State and at Colorado

SPRAGUE HIGH SCHOOL

- Four-year letterwinner at tight end and defensive end
- All-state and all-league selection in both football and basketball
- Helped Sprague to a 9-2 record as a senior in 2017, a year after going 10-2
- Rated three stars by 247Sports and the No. 3 prospect in the state of Oregon by OregonLive.com
- Lettered four years in basketball

PERSONAL

- Son of Bobbi and Tony Quitariano
- Has one brother, Taylor, and one sister, Katy
- Majoring in business administration
- Chose Oregon State because "it's a great school with a great football program."

QUITORIANO'S CAREER RECEIVING STATISTICS

Year	G	Rec	Yds	TD	Lg	Rec/G	Avg/C	Avg/G
2018	10	2	13	0	8	0.2	6.5	1.3

QUITORIANO'S RECEIVING GAME-BY-GAME (2018 — played in 10 games)

Opponent	No.	Yds	TD	LG
@ Arizona State	1	5	0	5
@ Colorado	1	8	0	8



Teagan Quitariano | Photo: Karl Maasdam





HAMILCAR RASHED JR. #9 OLB

R. Junior • 6-4 • 236 • 2L
 Major: Public Health
 Phoenix, Ariz.
 Chandler HS

PRONOUNCED Ham-ih-cuh Rah-SHEED

CAREER

• Enters 2019 having played in 24 games, with 10 starts, tallying 58 tackles, including 11.5 for losses. Has 2.5 sacks and three pass deflections

2017 (REDSHIRT SOPHOMORE)

- Played in all 12 games, making 10 starts
- Tallied 58 tackles with 11.5 for loss. Added 2.5 sacks, three pass deflections and a forced fumble
- Finished with at least one TFL in nine of his 12 games. Had a season-high three in the overtime win at Colorado. Ended that game with seven overall tackles
- Picked up a season-high nine tackles versus USC. Added two pass breakups against the Trojans
- Tallied 1.5 tackles for loss twice - versus Arizona and at Stanford. 1.5 TFLs versus the Wildcats were via sacks. Added another sack against California
- Also forced a fumble versus Arizona

2017 (REDSHIRT FRESHMAN)

- Played in all 12 games
- Recorded six tackles, including five solo
- Totaled a season-best two tackles against Colorado, both solo

2016 (FRESHMAN)

- Did not play in a game, using his redshirt season
- Signed a National Letter of Intent to play football at Oregon State in February 2016

CHANDLER HIGH SCHOOL

- Rivals, Scout and 247Sports three-star recruit
- Rated the No. 7 prospect in the state of Arizona by Rivals
- First team all-state as a junior and senior
- Named to all-section first team and all-division second team as a senior
- 100 tackles including 13 sacks as a senior
- Played outside linebacker after transferring to Chandler as a senior
- High school teammate of fellow Beaver Mason Moran
- Played outside linebacker, defensive end, wide receiver and tight end at Cesar Chavez HS his freshman through junior seasons
- Earned first team All-Friday Night Fever team and received all-region honors as a junior
- Named the Phoenix Union High School District Defensive Player of the Year in 2014
- Once had 10 sacks in a single game as a junior

PERSONAL

- Son of Hamilcar Rashed Sr. and Mi'Sharronda Walters
- Has three brothers, Keondre Dew, Deandre Dew and Khayree, and a sister, Janelle
- Began playing football at five years of age
- Enjoys paintballing, movies, weight training and spending time with family
- Has been involved in community service projects including feeding the homeless and painting a house for a special needs family
- Studying public health

RASHED'S CAREER DEFENSIVE STATISTICS

Year	G	UA	A	Total	TFL	Yds	PD	FF	FR	Bikd	QBH
2017	12	5	1	6	0.0	0	0	0	0	0	0
2018	12	29	23	52	11.5	50	3	1	0	0	0
TOTAL	12	29	23	52	11.5	50	3	1	0	0	0

RASHED'S CAREER SACKS STATISTICS

Year	G	UA	A	Total	Yds
2017	6	0	0	0.0	0
2018	12	2	1	2.5	14
TOTAL	12	2	1	2.5	14



Hamilcar Rashed Jr. | Photo: Karl Maasdam

RASHED'S GAME-BY-GAME STATS (2018 - played in all 12 games)

Opponent	Tck	TFL	Sacks
@ Ohio State	3	1.0-4	0.0-0
Southern Utah	4	0.0-0	0.0-0
@ Nevada	2	1.0-1	0.0-0
Arizona	5	1.5-12	1.5-12
@ Arizona State	4	0.5-1	0.0-0
Washington State	2	1.0-12	0.0-0
California	6	1.0-2	1.0-2
@ Colorado	7	3.0-11	0.0-0
USC	9	0.0-0	0.0-0
@ Stanford	4	1.5-4	0.0-0
@ Washington	1	1.0-3	0.0-0
Oregon	5	0.0-0	0.0-0

FF-1 (ARIZ)

RASHED'S GAME-BY-GAME STATS (2017 - played in all 12 games)

Opponent	Tck	TFL	Sacks
@ Colorado State	1	0.0-0	0.0-0
Washington	1	0.0-0	0.0-0
Colorado	2	0.0-0	0.0-0
@ Arizona	1	0.0-0	0.0-0
Arizona State	1	0.0-0	0.0-0



JAMES RAWLS #52 DL

Sophomore • 6-3 • 263 • TR
 Major: Business Administration
 Inglewood, Calif.
 Mira Costa HS/Fullerton College

FULLERTON COLLEGE

- Played one season for Garrett Campbell at Fullerton College
- Credited with 32 tackles in 10 games for Fullerton as a freshman in 2018. Added 14.5 tackles for loss and 5.5 sacks
- Named second-team all-conference
- Also forced two fumbles and had a pass breakup
- Totaled a season-high eight tackles with three sacks against Riverside on Sept. 8, 2018

MIRA COSTA HIGH SCHOOL

- Played on the offensive and defensive lines while at Mira Costa for head coach Don Morrow

PERSONAL

- Son of Almease and James Rawls
- Has two sisters, Jasten and Bella
- Uncle is former Beaver Lee Davis
- Majoring in business administration
- Would like to go into real estate after his playing career
- Collects shoes
- Chose to attend Oregon State because "it is family oriented."





JEROMY REICHNER #91 DL

R. Senior • 6-2 • 270 • 1L
 Major: Human Development & Family Science
 Philadelphia, Pa./W. Philadelphia Catholic
 HS/Tempe/Los Angeles Valley College

2018 (REDSHIRT JUNIOR)

- Played in five games
- Credited with five tackles, four solo, with one for a loss
- Made his debut against California with a tackle. Tallied a TFL at Washington and picked up two tackles versus Oregon

LOS ANGELES VALLEY COLLEGE

- Played one season for Los Angeles Valley College for head coach Matthew White
- Recorded 35 total tackles, adding five for loss and 1.5 sacks in 2017. Also tallied one interception and two blocked kicks
- Named All-Conference in 2017

TEMPLE

- Began his collegiate career at Temple in 2015 and 2016, redshirting as a true freshman

WEST PHILADELPHIA CATHOLIC HIGH SCHOOL

- Played three years of high school at Academy of Palumbo and one season at West Philadelphia Catholic for head coach Brian Fluck
- Played offensive line at Palumbo, and moved to defensive line - as well as offensive line - at West Philadelphia Catholic
- Named All-Public League in 2012 and All-Catholic League in 2014
- Chosen for the Philadelphia All-City Game

PERSONAL

- Majoring in human development and family science
- Son of Patricia Reichner
- Has one brother, current Omar Speights
- Has one sister, Brianna Johnson
- First competitive sport he competed in was water polo
- Worked with Big Brothers/Big Sisters in high school and also participated in AIDS Walk
- Interested in the NFL or working for an engineering company when his collegiate career concludes

REICHNER'S CAREER DEFENSIVE STATISTICS

Year	G	UA	A	Total	TFL	Yds	PD	FF	FR	Blkd	QBH
2016 (TU)	2	1	0	1	0.0	0	0	0	0	0	0
2018	5	4	1	5	1.0	4	0	0	0	0	0
TOTAL	7	5	1	6	1.0	4	0	0	0	0	0

REICHNER'S GAME-BY-GAME STATS (2018 - played in 5 games)

Opponent	Tck	TFL	Sacks
California	1	0.0-0	0.0-0
@ Colorado	1	0.0-0	0.0-0
@ Washington	1	1.0-4	0.0-0
Oregon	2	0.0-0	0.0-0

REICHNER'S GAME-BY-GAME STATS (2016 - played in 2 games at Temple)

Opponent	Tck	TFL	Sacks
Stony Brook	1	0.0-0	0.0-0



Jeromy Reichner | Photo: Karl Maasdam



AVERY ROBERTS #34 ILB

R. Sophomore • 6-1 • 231 • TR
 Major: Sociology
 Wilmington, Del.
 Concord HS/Nebraska

2018 (SOPHOMORE)

- Transferred to the program from Nebraska early in the season. Did not play due to NCAA transfer rules

NEBRASKA

- Played in all 12 games and was one of two true freshmen to play for Nebraska in 2017
- Made four tackles, all on special teams
- Earned a spot on the Nebraska Scholar-Athlete Honor Roll in his first semester

CONCORD HIGH SCHOOL

- Lettered for head coach Greg Mitchell
- Listed as the No. 6 inside linebacker nationally by 247Sports and at 13 by ESPN. Rivals.com listed him as the No. 8 outside linebacker
- Top prospect in the state of Delaware
- Rated No. 83 overall nationally by Rivals.com
- Compiled 423 career tackles, with 24 sacks, three interceptions and two defensive touchdowns
- Helped Concord to a 7-4 record as a senior. In the process, collected 135 tackles, with 18 for a loss, eight sacks, four fumble recoveries and three forced fumbles

PERSONAL

- Son of Germaine and Charles Roberts
- Majoring in sociology


ROBERTS' CAREER DEFENSIVE STATISTICS

Year	G	UA	A	Total	TFL	Yds	PD	FF	FR	Blkd	QBH
2017 (NEB)	12	1	3	4	0.0	0	0	0	0	0	0

ROBERTS' GAME-BY-GAME STATS (2017 - played in all 12 games at Nebraska)

Opponent	Tck	TFL	Sacks
@ Oregon	1	0.0-0	0.0-0
Rutgers	1	0.0-0	0.0-0
@ Purdue	1	0.0-0	0.0-0
@ Penn State	1	0.0-0	0.0-0





JADEN ROBINSON #4 DB

R. Freshman • 6-0 • 183 • RS
 Major: Digital Communication Arts
 Auburn, Wash.
 Auburn Riverside HS

2018 (FRESHMAN)

- Redshirted after appearing in games versus Arizona and Arizona State
- Made two tackles at Arizona State

AUBURN RIVERSIDE HIGH SCHOOL

- Two-year letterwinner for head coach Bryant Thomas
- Rated three stars by 247Sports
- All-league selection at both wide receiver and defensive back his senior season. Named the most valuable defensive back. Also named to the Seattle Times All-Area Team and was second-team All-State
- Led Auburn Riverside to an 8-2 record as a senior
- Made 35 tackles in 2017, including two for loss. Added six interceptions with four pass deflections. Offensively, caught 22 passes for 640 yards and eight touchdowns
- As a junior, made 25 tackles with 1.5 for loss. Picked off one pass and deflected two. Offensively, made six receptions for 133 yards and one touchdown
- Also ran track and played basketball

PERSONAL

- Majoring in digital communication arts. Aspires for a career designing video games
- Son of Kashann Brown and Brandon McCoy
- Has one brother, Jordan Rodgers
- Would like to be a counselor after his playing career
- Volunteers at the YMCA
- Enjoys playing video games, basketball and track in spare time.
- Chose Oregon State because "I love the coaching staff and just felt welcomed by everyone."

ROBINSON'S CAREER DEFENSIVE STATISTICS

Year	G	UA	A	Total	TFL	Yds	PD	FF	FR	Blkd	QBH
2018	2	2	0	2	0.0	0	0	0	0	0	0

ROBINSON'S GAME-BY-GAME STATS (2018 - played in 2 games)

Opponent	Tck	TFL	BrUp
@ Arizona State	2	0.0-0	0



DANIEL RODRIGUEZ #39 P

R. Senior • 5-10 • 206 • 2L
 Major: Digital Communication Arts
 Pleasanton, Calif.
 Foothill HS

2019 (REDSHIRT SENIOR)

- 2019 preseason All-Pac-12 honorable mention

2018 (REDSHIRT JUNIOR)

- Played in all 12 games
- Punted 55 times for a total of 2,303 yards, an average of 41.9 per. That average ranks tied for 10th in a single season at Oregon State
- Tallied nine punts of 50 or more yards, including two each against Arizona and California. Season-long punt of 62 yards was at Washington
- Thirteen of his 55 punts were placed inside the 20, with three against Arizona, California and USC
- Had at least one 50-yard punt in seven games
- Also kicked off eight times. Performed an onside kick against Washington that was recovered by David Morris. The onside kick was performed as a drop kick
- Pac-12 All-Academic Honorable Mention



Daniel Rodriguez | Photo: Karl Maasdam

2017 (REDSHIRT SOPHOMORE)

- Appeared in three games, and totaled three kickoffs, all against Oregon
- Executed and recovered an onside kick against Oregon

2016 (REDSHIRT FRESHMAN)

- One of five placekickers on the roster
- Served as the backup punter as well
- Did not play in a game

2015 (FRESHMAN)

- Joined the Oregon State football program in June
- Did not play in a game, using his redshirt season
- Worked as a backup punter and kicker throughout the season

FOOTHILL HIGH SCHOOL

- Three-sport athlete at Foothill
- Received seven varsity letters - three in soccer and two each in football and baseball - for the Falcons
- First team East Bay Athletic League as a junior and senior
- Second team all-state in 2014, honorable mention in 2013
- First team All-EBAL in soccer in 2014

PERSONAL

- Son of Perry and Donna Rodriguez
- Has two sisters, Allie and Emmy
- Emmy plays soccer for Oregon State
- Allie played soccer at Oregon
- Received 2015 Scholar Athlete award
- Lists his favorite athlete as Stephen Curry
- Has been involved in community service such as serving in a special needs classroom and coaching football to children
- Has a position waiting for him with American International Forest Products after his career
- Beavers Without Borders participant
- Majoring in digital communication arts

RODRIGUEZ'S CAREER PUNTING STATISTICS

Year	G	No.	Yards	Lg	Avg
2017	3	0	0	0	0.0
2018	12	55	2303	62	41.9
TOTAL	15	55	2303	62	41.9

RODRIGUEZ'S GAME-BY-GAME STATS (2018 - played in all 12 games)

Opponent	Punts	Yds	Avg	Long
@ Ohio State	6	244	40.7	51
Southern Utah	2	85	42.5	47
@ Nevada	5	199	39.8	46
Arizona	5	218	43.6	58
@ Arizona State	1	36	36.0	36
Washington State	2	78	39.0	42
California	8	331	41.4	55
@ Colorado	7	308	44.0	51
USC	5	211	42.2	52
@ Stanford	5	212	42.4	48
@ Washington	5	209	41.8	62
Oregon	4	172	43.0	56





KASE ROGERS #30 RB

Sophomore • 6-0 • 207 • 1L
 Major: Communication
 Houston, Texas
 Lamar HS

2018 (FRESHMAN)

- Played in seven games
- Carried the ball 25 times, totaling 47 yards and a touchdown. Also caught three passes for 13 yards
- Gained a season-best 27 yards on 11 carries at Arizona State
- Scored a touchdown and carried the ball three times at Nevada
- Briefly moved to defense during spring practices in 2019

LAMAR HIGH SCHOOL

- Two-year starter for head coach Tom Nolen
- Helped Lamar to a 9-2 record and 6-0 league mark in 2017
- Played both wide receiver and running back at Lamar
- Rated three stars by 247Sports
- Also competed in track for Lamar

PERSONAL

- Majoring in communication
- Son of Devalyn and Cravon
- Has two brothers, Roy and CJ
- Has two sisters, Logan and Gabby
- Enjoys bowling and movies in his spare time
- Chose Oregon State because "it has a beautiful campus and a great atmosphere."

ROGERS' CAREER RUSHING STATISTICS

Year	G	Att	Yds	TD	Lg	Avg/C	Avg/G
2018	7	25	47	1	6	1.9	6.7

ROGERS' CAREER RECEIVING STATISTICS

Year	G	Rec	Yds	TD	Lg	Rec/G	Avg/C	Avg/G
2018	7	3	13	0	7	0.4	4.3	1.9

ROGERS' RUSHING GAME-BY-GAME (2018 — played in 7 games)


Opponent	No.	Yds	TD	LG
@ Ohio State	2	2	0	2
@ Nevada	3	7	1	4
Arizona	8	13	0	4
@ Arizona State	11	27	0	6
Washington State	1	-2	0	0

ROGERS' RECEIVING GAME-BY-GAME (2018 — played in 7 games)

Opponent	No.	Yds	TD	LG
@ Nevada	1	4	0	4
Arizona	2	9	0	7



Kase Rogers | Photo: Karl Maasdarm



WYNSTON RUSSELL #22 DB

Freshman • 5-9 • 168 • HS
 Major: Accountancy
 Chicago, Ill.
 Homewood-Flossmoor HS

2019 (FRESHMAN)

- Joined the Oregon State program in January 2019 in time for spring practices

HOMEWOOD-FLOSSMOOR HIGH SCHOOL

- Rated three stars by 247Sports, ESPN and Rivals. Rated in the top 30 in the state of Illinois by all three publications
- Four-year starter at Homewood-Flossmoor for head coaches Mike Boehm and Craig Buzea
- Led Homewood-Flossmoor to a 10-2 record in 2018
- Earned first-team all-conference honors as both a junior and senior and second-team as a sophomore. Named an honorable mention all-area selection as a junior

PERSONAL

- Son of Timitra and Daron Williams
- Has one brother, Isaiah
- Studying accountancy
- Chose Oregon State because of an "exciting environment, a great coaching staff and an opportunity to play early."



SIMON SANDBERG #45 DL

R. Junior • 6-3 • 271 • TR
 Major: Kinesiology
 Karlstad, Sweden
 CC of San Francisco/Tingvalla HS

CITY COLLEGE OF SAN FRANCISCO

- Played one season for Jimmy Collins at City College of San Francisco
- Recorded 20 tackles, including eight for loss, in 2017. Finished with 3.5 sacks

PERSONAL

- Originally from Karlstad, Sweden
- Son of Eva-May Nordström and Håkan Sandberg
- Has one sister, Embla, and one brother, Melvin
- Studying kinesiology. Would like to go into strength and conditioning or physical therapy after his playing career
- Chose Oregon State because "it is the best fit overall. I couldn't have wished for anything better."



CAM SANDERS #44 TE

Freshman • 6-3 • 220 • HS
 Major: Communication
 Corvallis, Ore.
 Crescent Valley HS

CRESCENT VALLEY HIGH SCHOOL

- Letterwinner for head coach Scott Sanders
- Rated three stars by 247Sports
- Ranked amongst the top-20 players in the state of Oregon by 247Sports
- In three seasons at Crescent Valley, Sanders caught 55 passes for 790 yards and eight touchdowns
- He also ran the ball 303 times for 1,456 yards and 17 touchdowns



PERSONAL

- Son of Amy and Scott Sanders
- Has one brother, Tanner, and one sister, Corey
- His father, Scott, played linebacker at Oregon State
- Brother, Tanner, played football, basketball and baseball at Oregon State
- Teammate of Dec. 2018 Oregon State signee Omar Speights at Crescent Valley
- Also lettered in basketball and track and field as a thrower. Earned 2018 district champion honors in the shot put
- Majoring in communication
- Chose Oregon State because "I love OSU and have my entire life. It has always been one of my dreams and I have a lot of friends here who I know will help me settle into a college life. It just seemed like the right fit."



NOAH SEUMALO #53 ILB

R. Sophomore • 6-1 • 232 • RS
Major: Computer Science
Corvallis, Ore.
Chandler [AZ] HS

2019 (REDSHIRT SOPHOMORE)

- Joined the program midway through spring practices. Had previously attended Oregon State and Oregon prior to joining the team

CHANDLER HIGH SCHOOL

- Played defensive tackle and linebacker
- Helped lead Chandler High School to a state championship as a senior

PERSONAL

- Born in Honolulu, Hawai'i
- Majoring in computer science and wants to go into software engineering after his playing career
- Son of Karen and Joe Seumalo
- Father, Joe, is a former defensive line coach for Oregon State and is in the same role at San Jose State
- Has three brothers, Isaac, Andrew and Levi. Both Isaac and Andrew played for Oregon State and Isaac currently plays with the Philadelphia Eagles
- Has one sister, Jessi, who lettered with the Oregon State volleyball team. She is currently a recruiting coordinator at Utah



KANOA SHANNON #29 RB

R. Freshman • 5-9 • 177 • RS
Major: Business Administration
Kaneohe, Hawai'i
Kamehameha HS

2019 (REDSHIRT FRESHMAN)

- Joined the program midway through spring practices

KAMEHAMEHA HIGH SCHOOL

- Started three years for head coach Abu Ma'afala
- Played both running back and slot
- Named first-team all-league as a junior and a senior
- Served as the team's captain and named most valuable offensive player
- Led the team in rushing yards in all nine games as a senior, totaling 715 overall
- Also competed in wrestling as a junior and a senior

PERSONAL

- Majoring in business administration
- Son of Ann and Michael Shannon
- Has one brother, Pono, and one sister, Nalei

- National Honors Society Selection, Honor Roll and Ku Mauna Leadership while in high school
- Enjoys spearfishing, hunting and surfing in his spare time
- "I chose to attend Oregon State because of the college atmosphere and the home feel I got when I visited. I also wanted to play football for a program with rich history and student support such as Oregon State. It provided the major I wanted and I knew it would give me the best college experience."



RILEY SHARP #56 OLB

R. Freshman • 6-6 • 236 • RS
Major: Marketing
Salt Lake City, Utah
Skyline HS

2018 (FRESHMAN)


- Joined the program early in the season. Played in four games, redshirting

SKYLINE HIGH SCHOOL

- Lettered for head coach Justin Thompson
- Played both outside linebacker and tight end at Skyline. Started since his sophomore season
- Earned first-team all-state honors and served as team captain
- Also competed in rugby and lacrosse

PERSONAL

- Son of Jeanie and David Sharp
- Has two brothers, Colby and Evan, and one sister, Jasmine
- Majoring in marketing
- Chose Oregon State because "I felt Oregon State wanted the best and provided the best for me to excel as a student-athlete."



AARON SHORT #19 WR

R. Senior • 6-1 • 208 • 1L
Major: Sociology
Fairfield, Calif.
Rodriguez HS / Sierra College

2018 (REDSHIRT JUNIOR)

- Played in eight games
- Made three catches for 42 yards. Caught two of the three passes against Southern Utah

2017 (JUNIOR)

- Did not play in a game. Redshirted

SIERRA COLLEGE

- Scored seven touchdowns his last season, the second-highest total in the NorCal Division
- Played a shortened season his last year due to an injury

COLLEGE OF SAN MATEO

- Played in 2015

RODRIGUEZ HIGH SCHOOL

- Earned two letters in football
- Played on the varsity team two years at Rodriguez, earning team MVP as a senior and the offensive player of the year as a junior
- First team all-league as a senior and second team as a junior
- Selected to play in a postseason all-star game, but had already begun his collegiate career
- Sprinter in his high school two years, where he was all-league in the 100, 200 and 400 meters



PERSONAL

- Son of Charlene Reed
- Cousin, Anthony Hines, plays defensive back for Missouri
- Chose to attend Oregon State because of the "football program and the opportunity to receive a great education"
- Majoring in sociology

SHORT'S CAREER RECEIVING STATISTICS

Year	G	Rec	Yds	TD	Lg	Rec/G	Avg/C	Avg/G
2018	8	3	42	0	16	0.4	14.0	5.2

SHORT'S RECEIVING GAME-BY-GAME (2018 — played in 8 games)

Opponent	No.	Yds	TD	LG
Southern Utah	2	27	0	16
Washington State	1	15	0	15



Aaron Short | Photo: Karl Maasdam



THOMAS SIO #76 OL

Freshman • 6-4 • 344 • HS
Major: Business Administration
Anchorage, Alaska
Bartlett HS

BARTLETT HIGH SCHOOL

- Letterwinner for head coach Dan Esparza
- Helped lead Bartlett High School to an 8-2 record his senior season
- Rated as the top player in the state of Alaska by 247Sports
- Named the 2018 Lineman of the Year and All-State (as voted upon by the league's coaches) along with the Chugach Conference
- Also selected as the All-First-Team center
- Selected to the USA Today ALL-USA Alaska Football Team on the offensive line
- Played in the AIGA Polynesian All-American Game in January 2019 in Southern California
- Earned all-conference and all-state honors as a junior in 2017 and sophomore in 2016
- Also competed in track and field as a thrower

PERSONAL

- Son of Elizabeth and Sapati Sio
- Has two sisters, Shirley and Sune, and one brother, Torino
- Was on the Academic Honor Roll at Bartlett High School
- Studying business administration
- Chose Oregon State because "I love the program, the school environment and especially the staff."



ALEXANDER SKELTON #97 DL

R. Sophomore • 6-1 • 290 • TM
Major: Sociology
Honolulu, Hawai'i
Punahou HS

2017 (REDSHIRT FRESHMAN)

- Did not play

2017 (FRESHMAN)

- Did not play in a game, utilizing his redshirt season

PUNAHOU HIGH SCHOOL

- Three-year letterwinner for head coach Kale Ane
- Helped Punahou to a 23-6 record in his three seasons
- Named second-team all-league after his senior season
- Also competed in the discus and shot put

PERSONAL

- Studying sociology
- Is part of the Poly Notes, an a cappella group, with Elu Aydon, Miki Fifita and Gus Lavaka



ISAIAH SMALLS #10 TE

Sophomore • 6-4 • 222 • 1L
Major: Digital Communication Arts
Los Angeles, Calif.
Dorsey HS

2018 (FRESHMAN)

- Played in all 12 games, making one start
- Totaled eight catches for 118 yards
- Posted four receptions at Nevada, finishing with 66 yards
- Posted a season-long 31-yard reception versus Southern Utah
- Had two catches for 15 yards the following week versus Arizona
- Joined the Oregon State program in January and participated in spring workouts

DORSEY HIGH SCHOOL

- Letterwinner for head coach Charles Mincy, an NFL veteran
- Helped lead Dorsey to the CIF LACS Division I Championship game after winning its first three games by a combined 146-35 score. The team entered the playoffs as the sixth seed out of 16 teams
- Ranked as the No. 49 tight end by 247Sports and 110th overall in the state of California. Ranked 99th in California by Rivals
- Rated three stars by both 247Sports and Rivals
- First-team all-city and all-league at Dorsey
- Passed for 490 yards and nine touchdowns as a senior while also hauling in nine passes for 154 yards and two touchdowns
- As a junior, caught eight passes for 148 yards and five touchdowns while passing for 245 yards and one touchdown
- Finished his sophomore season with seven catches for 100 yards and one touchdown. Passed for 248 yards and three touchdowns
- Was invited to play for the USA National Team but instead enrolled early at Oregon State
- Also participated in track at Dorsey

PERSONAL

- Son of Kimberly Gaines and the late Wendell Smalls
- Has three brothers: Kim Thomas Jr., and Kaylin and Justin Smalls. Has one sister, Haylee, Smalls
- Earned academic honor roll every year at Dorsey
- Majoring in digital communication arts
- Chose Oregon State because "The football coaching staff made me feel like family, like I was a priority for this program. Then when I took my official visit it felt like home."





Isaiah Smalls | Photo: Karl Maasdam



Shemar Smith | Photo: Karl Maasdam

SMALL'S CAREER RECEIVING STATISTICS

Year	G	Rec	Yds	TD	Lg	Rec/G	Avg/C	Avg/G
2018	12	8	118	0	31	0.7	14.8	9.8

SMALL'S RECEIVING GAME-BY-GAME (2018 — played in all 12 games)

Opponent	No.	Yds	TD	LG
Southern Utah	1	31	0	31
@ Nevada	4	66	0	28
Arizona	2	15	0	11
California	1	6	0	6



SHEMAR SMITH **#41**
ILB

Senior • 6-1 • 237 • 3L
Major: Sociology
Miami, Fla.
Jackson HS

CAREER

- Enters 2019 with 27 games played, totaling 13 starts
- Has 102 tackles, including seven for a loss, with one sack and one interception, adding four pass breakups and three quarterback hurries

2018 (JUNIOR)

- Played in all 12 games, making 10 starts
- Totaled 85 tackles - second on the team - with four tackles for loss, one sack, an interception and four pass breakups
- Posted a season-high 12 tackles twice - against California and Oregon. Against the Ducks, also had half a sack
- Finished with 1.5 TFLs, half a sack and six tackles at Washington
- Tallied nine tackles, an interception with a 17-yard return, one pass deflection and a QB hurry at Stanford
- Opened the season with a 7-tackle game at Ohio State
- Totaled back-to-back 8-tackle games at Colorado and at home versus USC. Also had two pass breakups versus the Buffaloes

2017 (SOPHOMORE)

- Played in 10 games, making three starts
- Totaled 14 tackles, including three for a loss, with one sack and one quarterback hurry
- Recorded four tackles against Washington State, with two for a loss, and one sack
- Picked up one tackle for loss against Arizona
- Finished with two tackles twice: at USC and versus Stanford

2016 (FRESHMAN)

- Opened the season as a second-string outside linebacker
- Played in five games before suffering a season-ending knee injury against California
- Finished the season with three tackles
- Recorded two tackles, the first of his career, against Idaho State
- Participated in Spring Ball working his way into the two-deep at outside linebacker
- Signed a National Letter of Intent to play football at Oregon State in February 2016
- Graduated high school early to enroll at Oregon State in March of 2016

JACKSON HIGH SCHOOL

- ESPN three-star recruit
- Rated the No. 45 outside linebacker in the nation by ESPN
- Named First Team All-Dade County and First Team All-District 16-5A after tallying 16 sacks as a senior
- 70 tackles, 18 sacks, three forced fumbles and a defensive touchdown as a junior
- Named the 2014 Miami Defensive Player of the Year
- 2014 *Miami Herald* First Team All-Dade County

PERSONAL

- Son of Clarence Smith and Laurice Lovett
- Has one daughter, Sha'miya
- Has two brothers, Xavier and Makai, and four sisters, Shameka, CiKyra, Terevia and Shamaria
- First in his family to go to college
- Enjoys playing video games and playing basketball
- Studying sociology

SMITH'S CAREER DEFENSIVE STATISTICS

Year	G	UA	A	Total	TFL	Yds	PD	FF	FR	Blkd	QBH
2016	5	1	2	3	0.0	0	0	0	0	0	0
2017	10	6	8	14	3.0	6	0	0	0	0	1
2018	12	46	39	85	4.0	15	5	0	0	0	2
TOTAL	27	53	49	102	7.0	21	5	0	0	0	3

SMITH'S CAREER SACKS STATISTICS

Year	G	UA	A	Total	Yds
2016	5	0	0	0.0	0
2017	10	1	0	1.0	4
2018	12	0	2	1.0	8
TOTAL	27	1	2	2.0	12

SMITH'S CAREER INTERCEPTION STATISTICS

Year	G	No.	Yds	TD	Lg	Avg/R	Avg/G
2016	5	0	0	0	0	0.0	0.0
2017	10	0	0	0	0	0.0	0.0
2018	12	1	17	0	17	17.0	1.4
TOTAL	27	1	17	0	17	17.0	0.6

SMITH'S GAME-BY-GAME STATS (2018 - played in all 12 games)

Opponent	Tck	TFL	Sacks
@ Ohio State	7	0.0-0	0.0-0
Southern Utah	5	0.0-0	0.0-0
@ Nevada	4	1.0-2	0.0-0
Arizona	2	0.0-0	0.0-0
@ Arizona State	5	1.0-1	0.0-0
Washington State	7	0.0-0	0.0-0
California	12	0.0-0	0.0-0
@ Colorado	8	0.0-0	0.0-0
USC	8	0.0-0	0.0-0
@ Stanford	9	0.0-0	0.0-0
@ Washington	6	1.5-8	0.5-4
Oregon	12	0.5-4	0.5-4

INT-1 (@ STAN)




SMITH'S GAME-BY-GAME STATS (2017 - played in 10 games)

Opponent	Tck	TFL	Sacks
@ Colorado State	1	0.0-0	0.0-0
Minnesota	1	0.0-0	0.0-0
@ Washington State	4	2.0-5	1.0-4
Washington	1	0.0-0	0.0-0
@ USC	2	0.0-0	0.0-0
Colorado	1	0.0-0	0.0-0
Stanford	2	0.0-0	0.0-0
@ California	1	0.0-0	0.0-0
@ Arizona	1	1.0-1	0.0-0

SMITH'S GAME-BY-GAME STATS (2016 - played in 5 games)

Opponent	Tck	TFL	Sacks
Idaho State	2	0.0-0	0.0-0
@ Colorado	1	0.0-0	0.0-0



OMAR SPEIGHTS #36 ILB

Freshman • 6-1 • 233 • HS
 Major: Accountancy
 Philadelphia, Penn.
 Crescent Valley HS (Ore.)

Pronounced Sp-AY-ts

2019 (FRESHMAN)

- Joined the Oregon State program in January 2019 in time for spring practices

CRESCENT VALLEY HIGH SCHOOL

- Rated four stars by Rivals
- Transferred to Corvallis' Crescent Valley High School his senior year after moving from Philadelphia
- Earned 4A All-State honors in Pennsylvania after his junior season. Rated as the top player in the state prior to moving to Oregon
- Also played defensive end and running back during his high school career

PERSONAL

- Son of Patricia Reichner
- Has one brother, Jeromy, and one sister, Briana. Brother, Jeromy, is a defensive end for the Beavers
- Majoring in accountancy
- "I chose Oregon state because of the atmosphere and the coaches. I feel like it's a place I can focus and grow as a person."



I'SHAWN STEWART #14 WR

R. Freshman • 5-10 • 162 • RS
 Major: Communication
 Bolingbrook, Ill.
 Bolingbrook HS

2018 (FRESHMAN)

- Did not play, utilizing his redshirt
- Joined the Oregon State program prior to the start of spring practices

BOLINGBROOK HIGH SCHOOL

- Earned all-state and all-league honors during his career
- Rated amongst the top 30 prospects in the state of Illinois by 247Sports
- Graduated in December 2017 and joined Oregon State in time for spring practices in 2018

PERSONAL

- Son of Sequitia and Ira Stewart

- Has one brother, I'Marion, and one sister, I'laya
- Majoring in communication
- Sang in choir in grade school
- First in his family to go to college
- Chose Oregon State because "It is a great university to keep you focused and still be able to have little fun. The facilities and academics are special and coaches are bringing something new to the program."



CAM STODAMIRE #31 DB

Freshman • 6-1 • 176 • HS
 Major: Business Administration
 Lawrenceville, Ga.
 Roosevelt (Ore.) HS

ROOSEVELT HIGH SCHOOL

- Three-year letterwinner for head coach Tim Price Sr.
- First-team all-league at cornerback and second-team all-league at wide receiver during his high school career. Honorable mention all-state at both defensive back and wide receiver
- Also lettered four years in basketball and participated in track and field
- Earned honorable mention all-league honors in basketball

PERSONAL

- Born in Atlanta, Ga.
- Studying business administration
- Son of Michelle and Willie Stoudamire
- Has three sisters: Courtney, Tammie and Kimberly
- Has one brother, Damon
- Was on Honor Roll, the Black Student Union and Senior Inquiry in high school
- "I chose Oregon State because of all of the opportunities it can bring me academically and athletically. I am able to grow in the classroom and get my business degree while I also can play the game I love at a high level."



CORY STOVER #82 DL

Freshman • 6-6 • 225 • HS
 Major: Natural Resources
 Coos Bay, Ore.
 Marshfield HS

MARSHFIELD HIGH SCHOOL

- Rated three stars by 247Sports, Rivals.com and ESPN
- Four-year starter on defense and three years on offense
- All-State selection at both tight end and defensive end
- Led Marshfield to a 9-2 record in 2018
- Finished with 63 tackles in 2018 as a senior, adding 18 tackles for loss. Totaled 8.5 sacks and 25 quarterback hurries
- Offensively, led Marshfield with 34 receptions for 586 yards and 10 touchdowns
- Guided Marshfield to an 11-1 record as a junior in 2017
- Earned two-way all-league honors in 2017 and was named the 4A Player of the Year
- Finished with 64 tackles, including nine for loss, as a junior. Tallied nine sacks and three pass breakups
- Offensively, had 24 receptions for 503 yards and seven touchdowns
- Also lettered four years in basketball (post) and two in baseball (center fielder). First-Team All-League selection for defense in basketball, and All-State honorable mention

PERSONAL

- Son of Tami and Doug Stover
- Has one brother, Chris
- Majoring in natural resources





NICK SUING #72 OL

Freshman • 6-3 • 288 • HS
 Major: University Exploratory Studies
 Mt. Angel, Ore.
 Kennedy HS

KENNEDY HIGH SCHOOL

- Letterwinner for head coach Joe Panuke
- Helped lead Kennedy High School to a 12-2 record in 2018. Kennedy won the 2A State title
- Four-year starter on the offensive and defensive lines
- First-Team All-State on the offensive line and defensive line and League Co-Lineman of the Year as a senior
- Also named All-League on both the offensive and defensive lines
- All-League First-Team as a junior, also earning third-team All-State honors
- Second-Team all-league as a sophomore

PERSONAL

- Son of Karen and Shawn Suing
- Has one brother, Jack, and one sister, Elise
- Class Vice President, FFA Chapter President and member of the National Honor Society while at Kennedy High School
- Born in Tualatin, Ore.
- "I chose Oregon State University because of the football coaching staff and the academic opportunities."



MATTHEW TAGO #8 OLB

Sophomore • 6-2 • 225 • 1L
 Major: Sociology
 Palmdale, Calif.
 Quartz Hill HS

2018 (FRESHMAN)

- Played in 11 games, making one start against Stanford
- Tallied 19 tackles, with a season-best four twice versus Washington State and Oregon
- Picked up a sack at home versus Southern Utah
- Finished with a pair of forced fumbles - versus Arizona and USC. Recovered the fumble versus the Wildcats
- Credited with three quarterback hurries, including two versus California

QUARTZ HILL HIGH SCHOOL

- Three-year starter for head coach James Vondra
- Rated four stars by 247Sports. Ranked amongst the top 100 players in the state of California
- Two-time all-league selection while at Quartz Hill High School, and named Offensive Player of the Year for the CIF. Earned Most Valuable Player of the Golden League
- Led Quartz Hill to a 13-2 record in 2017
- Played quarterback in addition to linebacker, at Quartz Hill. As a QB, passed for 3,173 yards and 38 touchdowns as a senior. Also rushed for 500 yards and 16 touchdowns
- At linebacker, as a senior, made 61 tackles, including 11 for loss. Added one sack with one fumble recovery and one forced fumble
- Paced Quartz Hill to a 10-4 record his junior season. Made 45 tackles, with 10 for loss, along with three sacks, two interceptions, one pass deflection and one forced fumble. Offensively, passed for 1,728 yards and 14 touchdowns while rushing for 476 yards and 10 scores

PERSONAL

- Majoring in sociology and intends to study criminal justice at Oregon State
- Son of Annette and John Tago
- Has two brothers, Brendon and Christian
- Has one sister, Samantha
- Brother, Christian, played collegiately at San Jose State



Matthew Tago | Photo: Karl Maasdam

- Post-collegiate career would like to play professionally or become a police officer
- Chose Oregon State because it is "a great place with a great opportunity for me."

TAGO'S CAREER DEFENSIVE STATISTICS

Year	G	UA	A	Total	TFL	Yds	PD	FF	FR	Blkd	QBH
2018	11	12	7	19	1.0	3	0	2	1	0	3

TAGO'S CAREER SACKS STATISTICS

Year	G	UA	A	Total	Yds
2018	11	1	0	1.0	3

TAGO'S GAME-BY-GAME STATS (2018 - played in 11 games)

Opponent	Tck	TFL	Sacks
@ Ohio State	1	0.0-0	0.0-0
Southern Utah	1	1.0-3	1.0-3
Arizona	2	0.0-0	0.0-0
@ Arizona State	3	0.0-0	0.0-0
Washington State	4	0.0-0	0.0-0
California	1	0.0-0	0.0-0
USC	3	0.0-0	0.0-0
Oregon	4	0.0-0	0.0-0

FF-2 (ARIZ, USC); FR-1 (ARIZ)



RALPH TAUFA'ASAU #45 TE

R. Sophomore • 6-4 • 236 • TM
 Major: Human Development & Family Sciences
 Pago Pago, American Samoa
 Samoana HS

PRONOUNCED Tau-a-fas-a-oh

2018 (REDSHIRT FRESHMAN)

- Did not play

2017 (FRESHMAN)

- Did not play, utilizing his redshirt season

SAMOANA HIGH SCHOOL

- Four-year letterwinner at wide receiver
- Competed at the JPS Paradise Bowl at Aloha Stadium in Honolulu after his senior season
- Also lettered two years in basketball as a center

PERSONAL

- Son of Wallace and Raywyn Taufa'asau
- Has three sisters, Genesis, Esther and Megan. Also has one brother, Edward
- Was on the Honor Roll in high school
- Has participated in many environmental cleanup and beautification community service events
- Majoring in human development and family sciences
- Chose Oregon State "because it was my dream school."





**DOUG
TAUMOELAU** #42
ILB

R. Junior • 6-2 • 226 • 2L
Major: Psychology
Glendale, Utah
Brighton HS

PRONOUNCED Dao-moo-lau

CAREER

- Enters the 2019 season with 22 games played, tallying 65 tackles, with 1.5 tackles for loss, one sack and one quarterback hurry
- Has started three games

2018 (REDSHIRT SOPHOMORE)

- Played in all 12 games, making three starts
- Recorded 54 tackles with 1.5 tackles for loss, one sack and a quarterback hurry
- Picked up a career-high 11 tackles in the season finale versus Oregon, adding half a sack
- Also credited with half a sack against USC. Recorded half a TFL versus Southern Utah
- Finished with at least three tackles in 10 of his 12 games
- Tallied seven tackles at Colorado in the overtime win, and six versus Southern Utah in the Reser Stadium opener

2017 (REDSHIRT FRESHMAN)

- Played in 10 games
- Made 11 tackles, including seven solo
- Posted two tackles four times: versus Washington, USC, Arizona and Oregon

2016 (FRESHMAN)

- Did not play in a game, using his redshirt season
- Signed a National Letter of Intent to play football at Oregon State in February 2016

BRIGHTON HIGH SCHOOL

- Rivals, Scout and 247Sports three-star prospect
- 77 tackles with six quarterback sacks as a senior
- 106 tackles over final two prep seasons
- Also played fullback
- Helped Brighton advance to the state playoffs as a senior and was named the team's most outstanding defensive lineman
- First team all-region as a senior
- Helped Brighton to a 30-8 record while he was a team member
- Four-year rugby player
- Team captain for the rugby team
- Also played for the Cannibals Rugby team

PERSONAL

- Son of William Taumoelau and Line Palau
- Has three brothers, Bot, JR and Ilai, and five sisters, Nia, Lila, Maile, Niana and Vyola
- Has two sons
- Older brother, Percy Taumoelau, was a four-year letterman on the offensive line for Utah (2010-13)
- Cousins, Bronson Kaufusi plays football for the New York Jets and Corbon Kaufusi plays for the New Orleans Saints
- Uncle, Jason Kaufusi, is the OLB coach at UCLA
- Enjoys playing rugby
- Homecoming King
- Majoring in psychology



Doug Taumoelau | Photo: Karl Maasdam

TAUMOELAU'S CAREER DEFENSIVE STATISTICS

Year	G	UA	A	Total	TFL	Yds	PD	FF	FR	Blkd	QBH
2017	10	7	4	11	0.0	0	0	0	0	0	0
2018	12	28	26	54	1.5	9	0	0	0	0	1
TOTAL	22	35	30	65	1.5	9	0	0	0	0	1

TAUMOELAU'S CAREER SACKS STATISTICS

Year	G	UA	A	Total	Yds
2017	10	0	0	0.0	0
2018	12	0	2	1.0	9
TOTAL	22	0	2	1.0	9

TAUMOELAU'S GAME-BY-GAME STATS (2018 - played in all 12 games)

Opponent	Tck	TFL	Sacks
@ Ohio State	5	0.0-0	0.0-0
Southern Utah	6	0.5-0	0.0-0
@ Nevada	4	0.0-0	0.0-0
Arizona	4	0.0-0	0.0-0
@ Arizona State	2	0.0-0	0.0-0
Washington State	3	0.0-0	0.0-0
California	3	0.0-0	0.0-0
@ Colorado	7	0.0-0	0.0-0
USC	5	0.5-4	0.5-4
@ Stanford	1	0.0-0	0.0-0
@ Washington	3	0.0-0	0.0-0
Oregon	11	0.5-5	0.5-5

TAUMOELAU'S GAME-BY-GAME STATS (2017 - played in 10 games)

Opponent	Tck	TFL	Sacks
Portland State	1	0.0-0	0
Washington	2	0.0-0	0
@ USC	2	0.0-0	0
Colorado	1	0.0-0	0
@ Arizona	2	0.0-0	0
Arizona State	1	0.0-0	0
@ Oregon	2	0.0-0	0



**KOLBY
TAYLOR** #5
WR

R. Sophomore • 5-11 • 211 • 1L
Major: Marketing
Chandler, Ariz.
Chandler HS

2018 (REDSHIRT FRESHMAN)

- Played in 11 games
- Caught seven passes for 93 yards
- Tallied a season-high three receptions at Nevada, totaling 60 yards. That included a season-long 28-yard catch
- Caught two passes for 16 yards at Arizona State
- Pac-12 All-Academic Honorable Mention





Kolby Taylor | Photo: Karl Maasdam



Noah Togiai | Photo: Karl Maasdam

2017 (FRESHMAN)

- Did not play, utilizing his redshirt season

CHANDLER HIGH SCHOOL

- Four-star recruit at wide receiver by ESPN.com
- Considered a top 10 recruit and the No. 1 wide receiver prospect from the state of Arizona by multiple recruiting services
- Earned first team all-state as a junior and honorable mention as a sophomore
- Set the Chandler High single season reception record with 69 catches for 879 yards and 10 touchdowns as a junior
- Added six scores on the ground and one via kickoff return as a junior
- Despite missing his senior year due to an injury suffered prior to the season, he was still named a team captain
- Eastbay Football Freshman All-American
- Also ran track as a freshman and sophomore

PERSONAL

- Son of Kim Taylor
- Has two brothers, Kerry and Kendyl, both of whom played football at Arizona State
- Enjoys cars, music and spending time with family
- Has been involved in several community service activities including Feed My Starving Children, youth sports clinic and small church groups
- Studying marketing

TAYLOR'S CAREER RECEIVING STATISTICS

Year	G	Rec	Yds	TD	Lg	Rec/G	Avg/C	Avg/G
2018	11	7	93	0	28	0.6	13.3	8.5

TAYLOR'S RECEIVING GAME-BY-GAME (2018 - played in 11 games)

Opponent	No.	Yds	TD	LG
@ Nevada	3	60	0	28
@ Arizona State	2	16	0	10
California	1	4	0	4
@ Stanford	1	13	0	13



NOAH TOGIAI **#81**
TE

R. Senior • 6-4 • 246 • 3L
Major: Sociology
West Valley City, Utah
Hunter HS

PRONOUNCED Tong-EE-eye

CAREER

- Enters the 2019 season with 32 games played, including 25 starts
- Has 58 receptions for 642 yards and seven touchdowns. Averages 11 yards per catch
- Named to the 2017 Associated Press All-Pac-12 Second Team
- 2019 Mackey Award watch list

2018 (REDSHIRT JUNIOR)

- Played in and started nine games
- Caught 10 passes for 77 yards and three touchdowns
- Totaled a season-best four receptions for 40 yards at Washington
- Scored solo touchdowns against Arizona State, USC and Stanford

2017 (REDSHIRT SOPHOMORE)

- Played in and started 11 games
- Led Oregon State with 461 yards receiving and 34 receptions. Scored two touchdowns
- Posted a season-best 95 yards receiving against Portland State, with one of his five receptions going for a year-long 48 yards
- Opened the season with seven catches for 67 yards and a touchdown against Colorado State. Touchdown came on a 25-yard pass
- Totaled four catches at USC, and three against Colorado, California and Arizona. Scored a touchdown against the Wildcats
- Nearly hit the 100-yard mark against Arizona State, totaling 88 on five catches
- Associated Press All-Pac-12 Second Team

2016 (SOPHOMORE)

- Played in two games in 2016
- Suffered a season-ending knee injury on the opening kickoff in the second game of the season against Idaho State
- Made four catches for 31 yards and a touchdown in the season-opener at Minnesota
- His touchdown catch at Minnesota was the Beavers' first points of the season
- Made seven catches for 107 yards in the Spring Game

2015 (FRESHMAN)

- One of four true freshmen to play in 2015
- Played in 10 games starting five
- Began the season with the idea of using his redshirt, but was inserted into the lineup in Game 3 due to injuries at the position
- Made his first career start at Arizona
- Caught his first career pass, a 4-yarder, against San Jose State
- Scored his first career touchdown on a 3-yard pass from Nick Mitchell at California
- Grabbed season-long 26-yard pass at Oregon
- Joined the Oregon State men's basketball team following the football season, playing in two games

HUNTER HIGH SCHOOL

- Two-sport athlete - football and basketball - at Hunter
- Three-star tight end by Scout
- Rated the No. 39 tight end in the nation and No. 1 in Utah by Scout
- 5A honorable mention tight end as a senior after suffering a leg injury during the season
- 5A second team as a junior
- Recorded 92 receptions for 1,496 yards and 14 touchdowns during his prep career
- Rated a three-star basketball prospect by Scout and ESPN
- Utah 5A second team in basketball following his junior season after averaging 22 points and 6.8 rebounds
- 5A honorable mention as a sophomore, one of only three sophomores to earn the honor

PERSONAL

- Son of Kaio and Gina Togiai
- Has three brothers, Andrew, Ian and Stone, and a sister, Chyna
- Enjoys playing basketball
- Majoring in sociology



TOGIAI'S CAREER RECEIVING STATISTICS

Year	G	Rec	Yds	TD	Lg	Rec/G	Avg/C	Avg/G
2015	10	10	73	1	26	1.0	7.3	7.3
2016	2	4	31	1	11	2.0	7.8	15.5
2017	11	34	461	2	48	3.1	13.6	41.9
2018	9	10	77	3	14	1.1	7.7	8.6
TOTAL	32	58	642	7	48	1.8	11.1	20.1

TOGIAI'S RECEIVING GAME-BY-GAME (2018 - played in 9 games)

Opponent	No.	Yds	TD	LG
@ Arizona State	1	4	1	4
@ Colorado	1	6	0	6
USC	2	16	1	11
@ Stanford	2	11	1	7
@ Washington	4	40	0	14

TOGIAI'S RECEIVING GAME-BY-GAME (2017 - played in 11 games)

Opponent	No.	Yds	TD	LG
@ Colorado State	7	67	1	25
Portland State	5	95	0	48
Minnesota	2	18	0	14
@ USC	4	21	0	8
Colorado	3	31	0	14
Stanford	2	38	0	23
@ California	3	47	0	25
@ Arizona	3	56	1	24
Arizona State	5	88	0	37

TOGIAI'S RECEIVING GAME-BY-GAME (2016 - played in 2 games)

Opponent	No.	Yds	TD	LG
@ Minnesota	4	31	1	11

TOGIAI'S RECEIVING GAME-BY-GAME (2015 - played in 10 games)

Opponent	No.	Yds	TD	LG
San Jose State	1	4	0	4
@ Utah	1	-1	0	0
UCLA	3	18	0	7
@ California	2	21	1	18
Washington	1	1	0	1
@ Oregon	2	30	0	26



Isaiah Tufaga | Photo: Karl Maasdam

- Also helped the team to a state title as a junior where he racked up 29 tackles with three interceptions and two forced fumbles
- Played in the Polynesian Bowl in January 2018

PERSONAL


- Son of Therese and Wesley Tufaga
- Has one brother, Mason, and one sister, Eden
- Majoring in human development and family sciences
- On the Honor Roll and Principal's List at Saint Louis School
- Enjoys surfing in his spare time
- Chose Oregon State because "it is a place that is familiar to my hometown and I know a lot of people attending OSU, which makes the transition easier."

TUFAGA'S CAREER DEFENSIVE STATISTICS

Year	G	UA	A	Total	TFL	Yds	PD	FF	FR	Blkd	QBH
2018	9	25	11	36	3.5	8	0	0	0	0	1

TUFAGA'S GAME-BY-GAME STATS (2018 - played in 9 games)

Opponent	Tck	TFL	Sacks
@ Ohio State	5	0.0-0	0.0-0
Southern Utah	9	1.5-4	0.0-0
@ Nevada	1	0.0-0	0.0-0
Arizona	3	0.0-0	0.0-0
@ Arizona State	4	0.0-0	0.0-0
Washington State	1	0.0-0	0.0-0
California	8	2.0-4	0.0-0
USC	4	0.0-0	0.0-0
@ Stanford	1	0.0-0	0.0-0



ISAIAH #44
TUFAGA ILB

Sophomore • 6-0 • 224 • 1L
Major: Human Development & Family Sciences
Laie, Hawai'i
Saint Louis School

PRONOUNCED Two-fong-uh

2018 (FRESHMAN)

- Played in nine games, starting three
- Made 36 tackles - 25 solo - with 3.5 tackles for loss and a quarterback hurry
- Posted five tackles in his career opener at Ohio State, also getting the start
- Finished with a season-best nine tackles against Southern Utah, finishing with 1.5 for loss
- Picked up eight tackles versus California, with two for a loss

SAINT LOUIS SCHOOL

- Three-year letterwinner for head coach Cal Lee
- Ranked as the No. 4 overall player in the state of Hawai'i by Rivals and eighth by 247Sports
- Rated three stars by both 247Sports and Rivals
- Led Saint Louis to an 11-0 record as a senior, including a 4-0 league mark. Team won a state championship and the program was rated fourth nationally by MaxPreps to end the 2017 season
- All-state and all-league player during his career
- Team captain
- Played both safety and linebacker in high school



CALVIN #2
TYLER JR. RB

R. Sophomore • 5-8 • 203 • 1L
Major: Communication
Beaumont, Texas
Silsbee HS

CAREER

- Has played in eight games, and has carried the ball three times for 11 yards. Also has nine kickoff returns for 182 yards

2018 (SOPHOMORE)

- Did not play; redshirted

2017 (FRESHMAN)

- Played in eight games
- Carried the ball three times for 11 yards, including a season-best 10-yard carry versus USC
- Served on the kickoff return team. Made nine returns for 182 yards, averaging 20.2 per. Season-long return of 24 yards achieved against Colorado State in the season opener

SILSBEE HIGH SCHOOL

- Highly-recruited among the nation's elite programs



- Rated the No. 18 all-purpose back in the country per 247Sports
- District 10-4A and District 22-5A MVP
- Vype Southeast Texas Player of the Year
- Four-year letterman and three-year starter
- Named the 2016 Super Gold Offensive Player of the Year after compiling a school-record 2,861 rushing yards, the most in the state of Texas, and 29 touchdowns
- Rushed for a Silsbee HS record 396 yards in a game in 2016
- SuperGold MVP – regional honor
- Received the Willie Ray Smith Offensive Award, given annually to the top player in south-east Texas
- As a junior at Beaumont (Texas) Ozen High School, Tyler rushed for 1,809 yards with 24 touchdowns on 204 carries
- Also played basketball and track and field

PERSONAL


- Son of Calvin Tyler Sr. and Shuronda
- Has two sisters, Neshia and Chelsee
- NFL running back Christine Michael is his cousin
- Aspires to be a professional bull rider
- Member of the National Honor Society and multiple Silsbee HS Honor Roll member
- Studying communication

TYLER'S CAREER RUSHING STATISTICS

Year	G	Att	Yds	TD	Lg	Avg/C	Avg/G
2017	8	3	11	0	10	3.7	1.4

TYLER'S RUSHING GAME-BY-GAME (2017 - played in 8 games)

Opponent	No.	Yds	TD	LG
@ Colorado State	1	-1	0	0
@ USC	2	12	0	10



ROB VANDERLAAN #58 OL

Sophomore • 6-5 • 267 • TR
Major: Kinesiology
Berkeley, Calif.
Diablo Valley College/Miramonte HS

2019 (SOPHOMORE)

- Joined the Oregon State program in January 2019 in time for spring practices

DIABLO VALLEY COLLEGE


- Played one year at Diablo Valley College in Pleasant Hill, Calif
- Earned unanimous all-conference and named top offensive lineman honors

MIRAMONTE HIGH SCHOOL

- Two-year letterwinner at Miramonte High School for head coach Jack Schram
- Helped Miramonte to an 8-4 record as a senior and 9-3 mark his junior year
- Was named a Blue-Grey All-American
- Also earned all-league honors

PERSONAL

- Son of Martine and Mark Vanderlaan
- Has one brother, Lars, and one sister, Laura
- Studying kinesiology. Aspires to be a professor
- Chose Oregon State because "I felt a strong bond with the coaches and love the community."



CONNER WARICK #55 DL

R. Freshman • 6-5 • 261 • RS
Major: General Engineering
Lacey, Wash.
Timberline HS

2018 (FRESHMAN)

- Did not play; redshirted

TIMBERLINE HIGH SCHOOL

- Lettered for head coach Nick Mullen
- Helped Timberline to an 11-2 record as a senior in 2017. Team advanced to the 3A State Quarterfinals
- Named the lineman of the year in the Class 3A South Sound Conference as a senior
- Led Timberline to the Class 3A South Sound Conference Championship in both 2016 and 2017
- Also lettered in basketball

PERSONAL

- Majoring in general engineering
- Son of Stacey and Randy
- Chose Oregon State because "it's a beautiful campus and I got a really good feeling there. I trust the coaches and can't wait to see what is next."



MOKU WATSON #25 DB

R. Sophomore • 6-2 • 187 • 1L
Major: Communication
Wahiawa, Hawai'i
Leilehua HS

2018 (REDSHIRT SOPHOMORE)

- Played in nine games, finishing with one tackle in the win over Southern Utah
- Pac-12 All-Academic Honorable Mention

2017 (REDSHIRT FRESHMAN)

- Did not play in a game, utilizing his redshirt season

LEILEHUA HIGH SCHOOL

- Played in the inaugural Polynesian Bowl where he announced his commitment to Oregon State
- Highly recruited by Power 5 programs
- Rated the No. 13 safety in the West
- No. 3 rated overall prospect in the state of Hawai'i per 247Sports
- Also played wide receiver at Leilehua HS and early in his career was a quarterback
- Helped Leilehua to the semifinals of the state playoffs as a senior
- First Team all-state as a utility defensive player and Second Team as a junior and sophomore
- Two-year team captain

PERSONAL

- Son of Mark Watson and Sielepa Seni
- Has three siblings: Jazlyn, Aubrey and Markus
- Takes theater classes at Oregon State and would like to be an actor
- Studying communication

WATSON'S CAREER DEFENSIVE STATISTICS

Year	G	UA	A	Total	TFL	Yds	PD	FF	FR	Blkd	QBH
2018	9	1	0	1	0.0	0	0	0	0	0	0

WATSON'S GAME-BY-GAME STATS (2018 - played in 9 games)

Opponent	Tck	TFL	BrUp
Southern Utah	1	0.0-0	0





BROCK WELLSFRY #71 OL

R. Sophomore • 6-5 • 293 • 1L
 Major: Business Administration
 Richland, Wash.
 Hanford HS

PRONOUNCED Wells-free

2018 (REDSHIRT FRESHMAN)

- Played in two games, at Ohio State and versus Southern Utah

2017 (FRESHMAN)

- Did not play in a game, utilizing his redshirt season

HANFORD HIGH SCHOOL

- Highly recruited lineman
- Rated No. 9 at his position in the West and No. 36 in the country by Scout
- Played offensive and defensive line at Hanford
- Selected to play for the USA Under-18 Team
- *Seattle Times* First Team All-State
- *USA Today* Washington Second Team
- All-conference on both sides of the ball
- Also played hockey as a defenseman and first base on the baseball diamond

PERSONAL

- Son of Dean and Gina Wellsfry
- Has one brother, Bryce
- Enjoys skiing, hockey and baseball
- Studying business administration



KEE WHETZEL #7 DB

R. Junior • 6-3 • 209 • 2L
 Major: Digital Communication Arts
 Clearwater, Fla.
 Countryside HS

CAREER

- Enters the 2019 season having played in 24 games with two starts
- Totals 65 tackles, including five for a loss, with two pass deflections, one forced fumble, one fumble recovery, two quarterback hurries and four sacks with one pass reception (on a fake punt)
- Moved to defensive back in spring 2019

2018 (REDSHIRT SOPHOMORE)

- Played in all 12 games, making one start, against Southern Utah
- Accumulated 39 tackles with two sacks, a fumble recovery, a QB hurry and one pass deflection
- Picked up seven tackles with 1.5 sacks at Washington. That equaled a season-best, achieved previously against Southern Utah
- Tallied half a sack and four tackles against Arizona
- Opened the season with five tackles and a fumble recovery at Arizona State

2017 (REDSHIRT FRESHMAN)

- Played in all 12 games, making one start, against Arizona
- Totaled 26 tackles, including 21 solo. Added three tackles for loss, two sacks, one forced fumble, one quarterback hurry and one pass breakup
- Posted a season-best seven tackles at California, adding one sack and one forced fumble
- Also recorded one sack against Arizona State
- Finished with four tackles twice: against Portland State and at Arizona
- Recorded TFLs in three consecutive games, against California, Arizona and Arizona State
- Also caught one pass, on a fake punt, against Oregon



Kee Whetzel | Photo: Karl Maasdram

2016 (FRESHMAN)

- Did not play in a game using his redshirt season
- Signed a National Letter of Intent to play football at Oregon State in February 2016

COUNTRYSIDE HIGH SCHOOL

- Rivals and 247Sports three-star recruit
- 100 career tackles with 12 quarterback sacks
- 1,609 career all-purpose yards, including 1,178 yards and 13 touchdowns receiving in 2015
- Played quarterback on the junior varsity team
- Played basketball his sophomore and junior years
- Competed in the Blue-Grey All-America game in Jacksonville in January 2016
- Sprinter and hurdler on the track team reaching the regional finals as a junior
- MVP of Pinellas County All-Star Classic in December 2015
- 2015 Tampa Tribune Pinellas County First Team and 2014 Second Team
- Helped Countryside to a 9-2 record as a senior

PERSONAL

- Full name is Kevontre Whetzel
- Majoring in digital communication arts
- Son of Wayne and Karla Whetzel
- Has four brothers, Brian, Trey, Deon and Josiah
- Enjoys moto-cross, playing basketball and hanging out with friends
- Volunteers for a local rec center

WHETZEL'S CAREER DEFENSIVE STATISTICS

Year	G	UA	A	Total	TFL	Yds	PD	FF	FR	Blkd	QBH
2017	12	21	5	26	3.0	12	1	1	0	0	1
2018	12	22	17	39	2.0	19	1	0	1	0	1
TOTAL	24	43	22	65	5.0	31	2	1	1	0	2

WHETZEL'S CAREER OREGON STATE RECEIVING STATISTICS

Year	G	Rec	Yds	TD	Lg	Rec/G	Avg/C	Avg/G
2017	12	1	1	0	1	0.1	1.0	0.1
2018	12	0	0	0	0	0.0	0.0	0.0
TOTAL	24	1	1	0	1	0.0	1.0	0.0

WHETZEL'S CAREER SACKS STATISTICS

Year	G	UA	A	Total	Yds
2017	12	2	0	2.0	11
2018	12	1	2	2.0	19
TOTAL	24	3	2	4.0	30

WHETZEL'S GAME-BY-GAME STATS (2018 - played in all 12 games)

Opponent	Tck	TFL	Sacks
@ Ohio State	2	0.0-0	0.0-0
Southern Utah	7	0.0-0	0.0-0
@ Nevada	2	0.0-0	0.0-0
Arizona	4	0.5-8	0.5-8
@ Arizona State	3	0.0-0	0.0-0
Washington State	2	0.0-0	0.0-0
California	2	0.0-0	0.0-0
@ Colorado	1	0.0-0	0.0-0
USC	3	0.0-0	0.0-0
@ Stanford	2	0.0-0	0.0-0
@ Washington	7	1.5-11	1.5-11
Oregon	1	0.0-0	0.0-0

FR-1 (@ OHST)



WHETZEL'S GAME-BY-GAME STATS (2017 - played in all 12 games)

Opponent	Tck	TFL	Sacks
Portland State	4	0.0-0	0.0-0
Minnesota	1	0.0-0	0.0-0
Washington	1	0.0-0	0.0-0
@ USC	3	0.0-0	0.0-0
Colorado	2	0.0-0	0.0-0
@ California	7	1.0-5	1.0-5
@ Arizona	4	1.0-1	0.0-0
Arizona State	3	1.0-6	1.0-6
@ Oregon	1	0.0-0	0.0-0

FF-1 (CAL); BrUp-1 (WASH)

WHETZEL'S RECEIVING GAME-BY-GAME (2017 - played in all 12 games)

Opponent	No.	Yds	TD	LG
@ Oregon	1	1	0	1



JORDAN WHITTLEY #50 DL

R. Senior • 6-0 • 324 • TR
Major: Digital Communication Arts
Richmond, Calif.
Laney College/Castlemont HS

2019 (REDSHIRT SENIOR)

- Joined the program in January 2019 in advance of spring practices

LANEY COLLEGE

- Rated three stars by both 247Sports and Rivals.com
- Played two seasons for John Beam at Laney College
- Led Laney to its first California Community College Athletic Association football championship in 2018. Laney finished the season 11-2
- Totaled 35 tackles as a sophomore, collecting 14.5 tackles for loss, including 5.5 sacks. Added two pass breakups
- Selected first-team all-conference on the defensive line as a sophomore
- Helped Laney to a 9-2 record as a freshman in 2017
- Finished with 10 tackles as a freshman, totaling 1.5 for a loss

CASTLEMONT HIGH SCHOOL

- Played running back while at Castlemont for head coach Clyde Byrd
- Three-time all-conference and all-star game selection while at Castlemont

PERSONAL

- Son of Kristina Pettway
- Has two brothers, Jonathan and Christopher
- Majoring in digital communication arts
- Aspires to be a professional movie screenwriter and is participating in projects with Oregon State's video team
- Chose Oregon State because of "the family vibe from the coaches to the players."



AIDAN WILLARD #4 QB

R. Sophomore • 6-2 • 184 • 1L
Major: Business Administration
Napa, Calif.
Justin-Siena HS

2018 (REDSHIRT FRESHMAN)

- Appeared in one game, at Arizona State, and was 0-for-1 passing

2017 (FRESHMAN)

- Did not play in a game, utilizing his redshirt season

JUSTIN-SIENA HIGH SCHOOL

- Had numerous offers coming out of high school
- No. 16 rated prospect in the Bay Area by the *San Francisco Chronicle* going into his senior season
- No. 12 rated prospect by NorCalPreps
- Rated among the top pro-style passers in the country
- Honorable mention all-conference as a senior
- All-CIF nominee following senior year
- Napa Valley Newcomer of the Year as a sophomore after leading Justin-Siena to the section title
- Threw for over 2,800 yards during his varsity career even though he played just four games as a senior due to injury
- 29 career passing touchdowns
- Also rushed for more than 1,800 yards during his career and added 17 scores on the ground
- Played basketball and was a sprinter on the track and field team at Justin-Siena

PERSONAL

- Son of Kelli and Mike Willard, both of whom attended Oregon State
- Has one brother, Finn
- Enjoys golfing in his spare time
- Chose Oregon State because "It's been a dream of mine to play at Oregon State for as long as I can remember. Both of my parents went there and I couldn't pass up the great opportunity. It's a great school and I'm excited about the coaching staff and young, talented roster."
- Studying business

WILLARD'S CAREER PASSING STATISTICS

Year	G	Att	Cmp	Int	Yds	TD	Lg	Pct	Avg/P	Avg/G	Effic
2018	1	1	0	0	0	0	0	0.0	0.0	0.0	0.0

WILLARD'S CAREER RUSHING STATISTICS

Year	Car.	YG	YL	NYG	TD	Long
2018	1	-15	0	0	0	0

WILLARD'S GAME-BY-GAME PASSING (2018 - played in 1 game)

Opponent	Att.	Comp.	Int.	Yds	TD	Long
@ Arizona State	1	0	0	0	0	0



LaMONE WILLIAMS #96 DL

R. Senior • 6-3 • 277 • 3L
Major: Human Development & Family Sciences
Kahuku, Hawai'i
Kahuku HS

PRONOUNCED luh-moan

CAREER

- Has played in 25 games, with three starts. Has totaled four tackles
- Received an additional year of eligibility by the NCAA prior to spring practices in 2019

2018 (REDSHIRT SENIOR)

- Played in all 12 games, making three starts
- Tallied two tackles in the season opener
- Recorded half a sack at Nevada

2017 (REDSHIRT JUNIOR)

- Made appearances in five games

2016 (REDSHIRT SOPHOMORE)

- Suffered a season-ending knee injury during fall camp in Bend
- Did not play in a game

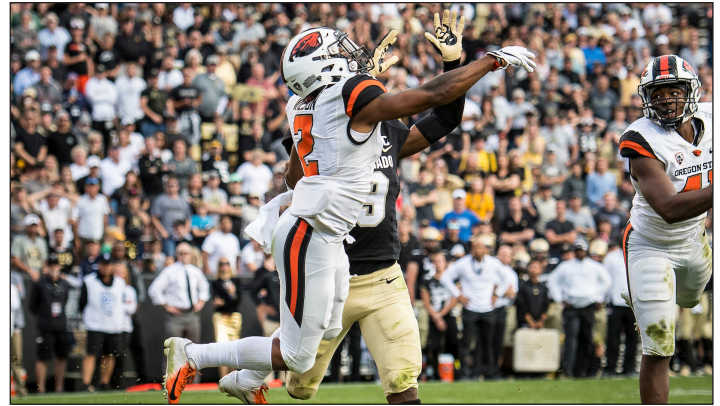
2015 (REDSHIRT FRESHMAN)

- Played in eight games
- Recorded one tackle in the 2015 Spring Game





LaMone Williams | Photo: Karl Maasdam



Shawn Wilson | Photo: Karl Maasdam

2014 (FRESHMAN)

- Redshirt
- Worked along the defensive line for the scout team as a true freshman

KAHUKU HIGH SCHOOL

- Largely considered as the top prospect in Hawai'i at the beginning of the 2013 season
- American Family Insurance *USA Today* All-Hawai'i Team
- PrepStar All-West Region
- Kahuku has produced several standout Beavers over recent years including Jeremy Perry and Al Afalava

PERSONAL

- Son of Mona and Lana Williams
- Has two sisters, Tyra and Carey and a brother, LeBron
- Enjoys cruising at the beach
- Would like to be a commercial airline pilot after his playing career
- Graduated with a degree in human development and family sciences

WILLIAMS' CAREER DEFENSIVE STATISTICS

Year	G	UA	A	Total	TFL	Yds	PD	FF	FR	Blkd	QBH
2015	8	0	0	0	0.0	0	0	0	0	0	0
2017	5	0	0	0	0.0	0	0	0	0	0	0
2018	12	2	2	4	0.5	2	0	0	0	0	0
TOTAL	25	2	2	4	0.5	2	0	0	0	0	0

WILLIAMS' CAREER SACKS STATISTICS

Year	G	UA	A	Total	Yds
2015	8	0	0	0.0	0
2017	5	0	0	0.0	0
2018	12	0	1	0.5	2
TOTAL	25	0	1	0.5	2

WILLIAMS' GAME-BY-GAME STATS (2018 - played in all 12 games)

Opponent	Tck	TFL	Sacks
@ Ohio State	2	0.0-0	0.0-0
@ Nevada	1	0.5-2	0.5-2
USC	1	0.0-0	0.0-0



SHAWN WILSON **#2 DB**

R. Senior • 5-9 • 194 • 3L
 Major: Sociology
 Pomona, Calif.
 Pomona HS

CAREER

- Has played in 31 games entering 2019, with 17 starts
- Has 82 tackles through those 31 games, with 4.5 for a loss. Also has two interceptions and eight pass deflections

2018 (REDSHIRT JUNIOR)

- Played in and started all 12 games
- Totaled 44 tackles with 2.5 for a loss, one interception and three pass breakups
- Picked off a pass in the season opener at Ohio State and returned it 33 yards. Finished with five tackles versus the Buckeyes
- Tallied a season-best seven tackles against Nevada, including one for a loss
- Also had a TFL at Washington, going for 14 yards
- Posted four-tackle efforts in three consecutive games - at Colorado, vs. USC and at Stanford
- Finished with six tackles, including half for a loss, against Southern Utah
- Credited with pass breakups versus Arizona, Arizona State and Stanford

2017 (REDSHIRT SOPHOMORE)

- Played in 10 games, making five starts
- Totaled 34 tackles, including 23 solo. Added two tackles for loss, one interception and three pass breakups
- Finished with a season-best nine tackles against Washington State, with two going for a loss
- Picked off his first career interception against Arizona
- Recorded seven tackles against both USC and Oregon. Added a pass breakup against both teams

2016 (REDSHIRT FRESHMAN)

- Played in nine games mostly at slot cornerback and on special teams
- Recorded his first career pass breakup at Stanford

2015 (FRESHMAN)

- Signed a National Letter of Intent to play football at Oregon State in February
- Did not play in a game using his redshirt season
- Practiced at cornerback for the scout team

POMONA HIGH SCHOOL

- Rivals and Scout three-star athlete
- Scout ranked him No. 98 on its list of top cornerbacks in the country, No. 18 in the west and No. 13 for the state of California
- Helped lead Pomona to its first CIF Southern Section title game since 1928
- Caught 50 passes for 1,375 yards and 19 touchdowns as a senior
- Also scored four touchdowns as a returner
- Recorded 88 tackles and six interceptions as a defensive back in 2014
- All-CIF Mid-Valley
- All-Miramonte League First Team as a wide receiver
- *Inland Daily Bulletin* All-Inland Offensive Player of the Year
- MaxPreps California Division III Second Team

PERSONAL

- Son of Shawn Wilson and Sherrie Clark
- Enjoys playing soccer, baseball and swimming
- Lists Julian Edelman of the New England Patriots as his favorite athlete
- Majoring in sociology

SHAWN WILSON'S CAREER DEFENSIVE STATISTICS

Year	G	UA	A	Total	TFL	Yds	PD	FF	FR	Blkd	QBH
2016	9	1	3	4	0.0	0	1	0	0	0	0
2017	10	23	11	34	2.0	3	4	0	0	0	0
2018	12	29	15	44	2.5	20	4	0	0	0	0
TOTAL	31	53	29	82	4.5	23	9	0	0	0	0



SHAWN WILSON'S CAREER INTERCEPTION STATISTICS

Year	G	No.	Yds	TD	Lg	Avg/R	Avg/G
2016	9	0	0	0	0	0.0	0.0
2017	10	1	-2	0	0	-2.0	-0.2
2018	12	1	33	0	35	33.0	2.8
TOTAL	31	2	31	0	35	15.5	1.0

SHAWN WILSON'S GAME-BY-GAME STATS (2018 - played in all 12 games)

Opponent	Tck	TFL	BrUp
@ Ohio State	5	0.0-0	0
Southern Utah	6	0.5-1	0
@ Nevada	7	1.0-5	0
Arizona	1	0.0-0	1
@ Arizona State	0	0.0-0	1
Washington State	4	0.0-0	0
California	1	0.0-0	0
@ Colorado	4	0.0-0	0
USC	4	0.0-0	0
@ Stanford	4	0.0-0	1
@ Washington	3	1.0-14	0
Oregon	5	0.0-0	0

INT-1 (@ OHST)

SHAWN WILSON'S GAME-BY-GAME STATS (2017 - played in 10 games)

Opponent	Tck	TFL	BrUps
Portland State	1	0.0-0	0.0-0
Minnesota	1	0.0-0	0.0-0
@ Washington State	9	2.0-3	0.0-0
Washington	4	0.0-0	0.0-0
@ USC	7	0.0-0	0.0-0
Colorado	3	0.0-0	0.0-0
Stanford	1	0.0-0	0.0-0
@ Arizona	1	0.0-0	0.0-0
@ Oregon	7	0.0-0	0.0-0

INT-1 (ARIZ)

SHAWN WILSON'S GAME-BY-GAME STATS (2016 - played all 12 games)

Opponent	Tck	TFL	BrUps
California	1	0.0-0	0
Utah	1	0.0-0	0
@ Stanford	1	0.0-0	1
Oregon	1	0.0-0	0



NAHSHON #21
WRIGHT DB

Sophomore • 6-4 • 184 • TR
Major: Kinesiology
East Palo Alto, Calif.
James Logan HS/Laney Junior College

Pronounced Nuh-shawn

LANEY JUNIOR COLLEGE

- Helped Laney to a 2018 state championship
- Played in 13 games in 2018, making 12 starts. Named all-conference
- Tallied 17 tackles in 2018, with 1.5 for a loss, and four interceptions. Also credited with three pass breakups

JAMES LOGAN HIGH SCHOOL

- Lettered for head coach Joe Zuber
- Also lettered in track and field and basketball

PERSONAL

- Born in Hayward, Calif.
- Son of Sadio Simon and Jamal Wright
- Has four brothers: Deandre, Rejzohn, Dejon and Johnovan
- Has one sister, Jamiese
- Majoring in kinesiology
- Chose Oregon State because "it felt like home - it's not too far from home - and I love the coaches here. The players are very welcoming."





JONATHAN SMITH

HEAD COACH

Second season at Oregon State
@Coach_Smith

When Oregon State second-year head coach Jonathan Smith stepped on campus as the leader of the football program November 29, 2017, his immediate goals were to create a culture, lay a foundation, and set overall expectations for the young men in the program.

By all accounts, Coach Smith has achieved those goals with impressive results considering a school record 23 student-athletes made the 2018 Pac-12 Conference Academic Team, the overall GPA continues on an upward track of 3.00-plus and a new level of expectations have been established.

On the field in his first season, the team was among the most productive in the Pac-12 for several offensive categories, won on the road for the first time since 2014 and saw true freshman Jermer Jefferson set school records for rushing on his way to All-American and Pac-12 Offensive Freshman Player of the Year accolades. In addition, receiver Timmy Hernandez secured the program's first Academic All-America honor since 1999.

When OSU Vice President and Director of Athletics Scott Barnes officially introduced Smith, the first OSU graduate to ever lead the football program, he highlighted the former Beaver quarterback's legacy in Corvallis.

"He has a unique perspective on what it means to be a part of Beaver Nation and to be successful for our student-athletes on and off the field," Barnes confirmed.

As a student-athlete, Smith was a four-year letterman quarterback at Oregon State from 1998-2001. He came to the program as a walk-on from Glendora, Calif., joining then head coach and OSU's all-time winningest mentor Mike Riley. Smith earned his first start on Oct. 31, 1998 and never relinquished that role for the final 38 games of his career. The two-time team captain led the Beavers to the 1999 Oahu Bowl and the 2001 Fiesta Bowl, where OSU capped an 11-1 season with a dominating 41-9 victory over Notre Dame and a No. 4 final Associated Press ranking.

"Oregon State University is a special place and I have many memories of being a part of Beaver Nation," Smith said. "I played for some of the best coaches I have ever been around and learned many of the qualities I have utilized in my coaching career."

Smith left OSU as the school's all-time leading passer with 9,680 yards -- he now ranks third among all Beaver quarterbacks in total passing yardage. At the time of his graduation his records included career touchdown passes (55); single-game passing yards (469 yards); and single-season passing yards



(3,053 yards in 1999). He still holds the mark for the longest touchdown pass at 97 yards to Chad Johnson in 2000. Smith left OSU ranked No. 3 at the time in conference history for passing yards and total offense.

His honors as a player were numerous while wearing the Orange and Black. He was the Fiesta Bowl Offensive Most Valuable Player, earned Pac-10 Conference Offensive Player of the Week multiple times and was a two-time member of the league's honorable mention team.

Smith's coaching career started, in many respects as a player, but officially as a graduate assistant coach in 2002 and 2003 under both Dennis Erickson and Riley, respectively. He helped the Beavers to the 2002 Insight Bowl and 2003 Vegas Bowls, and in the process assisted in the grooming of longtime NFL quarterback Derek Anderson.

Prior to returning to Oregon State, Smith served as the offensive coordinator and quarterbacks coach for the Washington Huskies, a program that he helped build into a conference and national championship contender. During his tenure he coached Husky record-setting quarterback and 2016 Pac-12 Player of the Year Jake Browning, and helped the Huskies to the 2016 College Football Playoff and the 2017 Fiesta Bowl.

The 40-year-old Smith earned his first full-time coaching position at Idaho in 2004, where he served as the quarterbacks coach through 2009. In his final season with the Vandals, the team ranked ninth in the NCAA for total offense (451.4 yards per game); 12th in the nation for passing offense (286.7 yards per game); and 20th in scoring (32.7 points per game).

From 2010-11, he was the offensive coordinator and quarterbacks coach for Football Championship Subdivision (FCS) powerhouse Montana, leading the Grizzlies to the NCAA Division I semifinals in 2011. While Smith was at Montana, the Grizzlies' offense ranked in the top 20 nationally in multiple categories.

Smith joined Boise State for the 2012 and 2013 seasons as the Broncos' quarterbacks coach. He helped guide the team to the 2012 Mountain West Conference co-championship and to a victory over the Washington Huskies in the Las Vegas Bowl.

Following the 2013 regular season at Boise State, Smith followed head coach Chris Petersen to Washington to serve as the Huskies' offensive coordinator and quarterbacks coach.

A three-year starting quarterback at Glendora (Calif.) High, Smith graduated from high school in 1997 and earned his bachelor's degree in liberal studies from Oregon State in December, 2001.

He and his wife, Candice, have three children, Robert (10 years old), Bella (8) and Charles (4).

JONATHAN SMITH COACHING HISTORY

2017-present - Oregon State - Head Coach
 2014-2017 - Washington - Offensive Coordinator/Quarterbacks
 2012-2013 - Boise State - Quarterbacks
 2010-2011 - Montana - Offensive Coordinator/Quarterbacks
 2004-2009 - Idaho - Quarterbacks
 2002-2003 - Oregon State - Graduate Assistant

BOWL TEAMS

2017 - Fiesta
 2016 - Peach/College Football Playoff
 2015 - Heart of Dallas
 2014 - Cactus
 2013 - Hawai'i
 2012 - Las Vegas
 2003 - Las Vegas
 2002 - Insight
 2000 - Fiesta/Bowl Championship Series*
 1999 - O'ahu*
 *-as a player

UNDER JONATHAN SMITH

>> The Beavers saw 23 players earn Pac-12 academic honors in 2018, the most ever in a single-season by an Oregon State team.

>> Football has an OSU record cumulative team grade point average of 3.08 and posted a 3.21 team GPA in the fall.

>> The Beavers posted their first road win since 2014 (at Colorado), in an overtime come-from-behind victory.

>> The 2018 Beavers accounted for 4,857 yards in total offense, the third-highest for an Oregon State team for a 12-game season.

>> The team's 313 points in 2018 represent the fifth-highest total for a 12-game season.

>> Oregon State's 67 penalties for the 2018 season marked the fewest since 1994.

>> The 2018 season marked the first time OSU had three receivers with 50-plus receptions in the same season since 2009. They were Isaiah Hodgins (59), Timmy Hernandez (58) and Trevon Bradford (56).

>> Timmy Hernandez became the first Beaver in 20 years to be named an Academic All-American when he was selected a second-team selection by CoSIDA after last season.

>> The roster for the 2019 season contains players who have combined for more than 300 career starts.

>> Oregon State will return 63 players in 2019 who have lettered during their careers in Corvallis, and three transfers who have played at the Division I collegiate level.

>> Eighteen of those 63 players have competed in at least 20 games in an Oregon State uniform.

>> Twenty-five true or redshirt freshmen played in 2018.

>> In 2018, Jermar Jefferson became the fourth Beaver to earn Pac-12 Offensive Freshman of the Year honors. He is also the OSU first true freshman to earn All-America honors since Jacquizz Rodgers in 2008.

>> Jefferson set the school record for single season rushing by a true freshman (1,380 yards) and finished sixth for single-year rushing at OSU. No Beaver running back with a 1,000-yard rushing season had fewer attempts than Jefferson (239).

>> Jefferson's 254 rushing yards at Arizona State stands as the second-best single-game mark in school history. He also finished with 238 in the second game of his career, against Southern Utah, which is the fourth-best mark ever by an OSU player.

>> Blake Brandel, should he start every regular season game this season, would tally at least 48 for his career. That would tie him for third in a career at Oregon State. He has started in every game he has played at OSU.





BLUE ADAMS

SECONDARY COACH

First season at Oregon State
@CoachAdamsOSU

Hometown: Miami, Florida
Education: Cincinnati, 2003 - bachelor's in criminal justice

NOTABLES

- 7th NFL Round Draft pick of the Detroit Lions in 2003
- NFL Player with the Buccaneers, Bengals, Falcons, and Jaguars
- NFL Safeties/defensive backs coach for Miami Dolphins (2012-15)
- All-Conference 2002 All-USA Conference defensive back at Cincinnati
- All-State As a defensive back at Miami (Fla.) Senior High School - also all-county
- 20 Number of interceptions (2nd in the country) in 2017 by South Florida's secondary

OREGON STATE (2019-Present)

- Appointed secondary coach January 24, 2019

SOUTH FLORIDA (2017-18)

- Bulls were 17-8 during his two seasons
- Team played in the Gasparilla Bowl and Birmingham Bowl
- Secondary players Deatrick Nichols and Devin Abraham 2017 American Athletic Conference Honorable Mention

WEST VIRGINIA (2016)

- CB Rasul Douglas All-American, Big 12 First Team, co-national leaders for interceptions
- 10-3 record in 2016.
- No. 18 national ranking

MIAMI DOLPHINS (2012-15)

- Assistant coach, overseeing safeties and defensive backs

NORTHERN IOWA (2011-12)

- Two-time Missouri Valley Conference champions
- Final national ranking of No. 18 and No. 5, respectively
- Varmah Sonie Missouri Valley Conference two-time all-conference selection

PLAYING EXPERIENCE

- Cincinnati - four-year letterman (1999-2002)
- Selected to the Conference USA Second Team as a junior
- Taken in the seventh round of the 2003 NFL Draft by the Detroit Lions
- Played in the Motor City Bowl twice and New Orleans Bowl once while with the Bearcats

BOWL GAMES	
2018	Gasparilla
2017	Birmingham
2016	Russell Athletic
2002	New Orleans Bowl (Player)
2001	Motor City Bowl (Player)
2000	Motor City Bowl (Player)





TRENT BRAY

LINEBACKERS COACH

Fifth season at Oregon State
@Coach_Bray

Hometown: Pullman, Washington

Education: Oregon State, 2007 - bachelor's degree in sociology

NOTABLES

Top 10 Nebraska ranked in the top 10 for rushing defense (2015)

2 Pac-12 rank for OSU's scoring defense in 2012

3 Pac-12 rank for OSU's overall defense in 2012

34 Number of games started in his OSU career (consecutive)

337 Number of career tackles at OSU -- ranks sixth in school history

All-Conference 2005 Pac-10 First Team and 2004 Pac-10 Second Team

MVP 2004 Insight Bowl MVP with then bowl record 10 tackles

Craig Bray His father was a longtime defensive coordinator at the FBS level

OREGON STATE (2017-Present)

- Appointed Dec. 18, 2017 as linebackers coach
- Second tenure as assistant coach at OSU

NEBRASKA (2015-17)

- Served as Interim Head Coach, appointed to that role Nov. 25, 2017
- Broyles Award (nation's top assistant coach) nominee for 2016
- LB Josh Banderas led team in tackles in 2017 and earned Big Ten Conference Honorable Mention
- Dedrick Young was the first true freshman starter for NU ever and was named to the Big Ten Freshman Team in 2015. He also set a school record for tackles by a true freshman

OREGON STATE (2012-14)

- Linebackers coach for teams that went to the Alamo Bowl and Hawai'i Bowl
- Started as a graduate assistant coach in 2012 and was promoted prior to 2013
- 2012 team ranked second in the Pac-12 for scoring defense (20.6 pts) and third for rush defense, pass defense and total defense
- Helped 2012 team finish No. 19 in the nation.

ARIZONA STATE (2009-11)

- Originally joined staff as a graduate assistant coach and was promoted to full-time prior to the 2010 season
- Coached Pac-12 honors LB and current NFL standout Vontaze Burfict and all-league player Colin Parker.
- Helped the Sun Devils play in the Las Vegas Bowl in 2011.

PLAYING EXPERIENCE

- Oregon State linebacker (2002-05)
- 34 consecutive career starts
- Sixth at OSU (as of 2019) for career tackles with 337
- 2005 Pac-10 First Team honoree and Second Team in 2004
- Insight Bowl MVP with then bowl record 10 tackles in 2004

BOWL GAMES			
2016	Music City Bowl	2011	Las Vegas Bowl
2015	Foster Farms Bowl	2004	Insight Bowl (player)
2013	Hawai'i Bowl	2003	Las Vegas Bowl (player)
2012	Alamo Bowl	2002	Insight Bowl (player)





JAKE COOKUS

SPECIAL TEAMS COORDINATOR

Fourth season at Oregon State
@JakeCookus

Hometown: Roseburg, Oregon

Education: Oregon State, 2002 - bachelor's degree in finance

NOTABLES

- 4 FCS Playoff teams he's coached
- 2 Bowl games as a player at Oregon State
- No. 4 Final ranking of 2000 football team as a player
- 11 OSU record number of wins in 2000
- 5 Number of years of FBS coaching experience

OREGON STATE (2016-present)

- Andre Bodden named to the 2018 Pac-12 Team for special teams play
- Promoted to full-time special teams coach Dec. 7, 2017
- Quality Control analyst at OSU for 2016 and '17 seasons

HAWAII' I (2015)

- Hawaii' i ranked sixth for net punting in the nation, averaging 41.5 yards.
- Rigoberto Sanchez named Ray Guy Award "Watch List"

MONTANA (2013-14)

- Ranked No. 20 in net punting in 2014.
- Ranked No. 8 for blocked punts (3)
- Ranked No. 1 for fewest blocked punts (0)
- Ranked No. 18 for punt return defense
- Ellis Henderson Big Sky Conference 2nd Team return specialist (2013)
- Matt Hermanson Big Sky Conference 1st Team safety (2014) & 2nd Team (2013)

WEBER STATE (2005-11)

- Tim Toone Big Sky Conference 1st Team returner (2010)/NFL Draft selection (Detroit)
- Bo Bolen Big Sky Conference 2nd Team returner (2010)
- Jordan Brown Big Sky Conference 2nd Team safety (2010)
- Ranked 12th in FCS for net punting in 2010 and 4th in 2011
- Ranked 2nd in FCS for punt returns & net punting, & 7th for kickoff returns (2009)
- Beau Hadley Big Sky Conference 1st Team/3rd Team All-American (2008)/Two-time Academic All-American
- Josh Morris Big Sky Conference 1st Team cornerback (2008)
- Bryant Eteuati Big Sky Conference 1st Team return specialist (2007)
- Bo Smith Big Sky Conference 1st Team cornerback (2006)
- Dallas Drecksel Big Sky Conference 1st Team Cornerback (2005)

KENTUCKY/SOUTHERN OREGON (2002-04)

- 2003-04 Kentucky - Graduate Assistant (Special Teams/Defense)
- 2002 Southern Oregon - Defensive Assistant (outside linebackers)

CONFERENCE CHAMPIONSHIPS

Weber State - Big Sky Conference co-title, 2008
Oregon State - Pac-10 Conference co-title, 2000 (Player)
Roseburg HS - 1996 and '97 state champions



PLAYING EXPERIENCE

- Oregon State - four-year letterman (1998-2001)
- Pac-10 Honorable Mention safety in 2001
- Strength and Conditioning All-American in 2001
- Pac-10 Defensive Player of the Week vs. Oregon (3 ints) in 2000
- Career totals - 117 tackles, 7 interceptions
- Four-year OSU Team Captain
- 1997 USA Today Oregon Prep Player of the Year at Roseburg HS

BOWL GAMES/FCS PLAYOFFS

2014	FCS Second Round
2013	FCS First Round
2009	FCS First Round
2008	FCS Second Round
1999	Oahu Bowl (player)
2001	Fiesta Bowl (player)



KEFENSE HYNSON

WIDE RECEIVERS COACH

Second season at Oregon State
@KefenseH

Hometown: Oakland, California

Education: Willamette, 2003 - bachelor's degree in history

NOTABLES

5 Participation in Number of NFL Minority Fellowship program with the Lions, Texans, Chiefs, Raiders and Seahawks

6 Years as an offensive coordinator in college football

15 Number of seasons as a college football coach

OREGON STATE (2017-Present)

- Trevon Bradford, Andre Bodden and Isaiah Hodgins selected to the 2018 Pac-12 Team
- Timmy Hernandez became the sixth Beaver all-time to earn Academic All-American (2nd team).
- Timmy Hernandez ended his career 23rd in OSU history for receiving yards with 1,259
- Isaiah Hodgins tied a school record with 14 receptions at Nevada in 2018
- First time OSU had three players (all WRs) with 50-plus receptions in same season (2018) since 2009
- Appointed Dec. 18, 2017 as wide receivers coach

HAWAII (2016-17)

- Wide Receivers coach for the Rainbow Warriors
- WR Marcus Kemp earned Mountain West Conference Honorable Mention in '16 and is a member of the Kansas City Chiefs

NORFOLK STATE (2015)

- WR Isaac White earned MEAC Honorable Mention honors

MONTANA (2012-14)

- Co-offensive coordinator/quarterbacks coach for the 2013 & '14 seasons
- Tight ends and special teams coach in 2012
- 2014 team advanced to second round of FCS playoffs
- QB Jordan Johnson earned Big Sky Honorable Mention in 2014
- QB Jordan Johnson ranks among the Montana record holders for passing

YALE (2009-11)

- Co-offensive coordinator/wide receivers coach for 2011
- RB Alex Thomas earned Ivy League Second Team in 2011, and QB Patrick Witt and WR Deon Randall were Honorable Mention
- WR Chris Smith earned Ivy League Second Team honors in 2010

WESTERN WASHINGTON

- Two-year offensive coordinator and coached special teams his first year.

MINNESOTA-MANKATO/BOISE STATE/WILLAMETTE

- Running backs coach Minnesota-Mankato 2005
- Director of football operations Boise State 2004 (11-1 record)
- Assistant wide receivers coach at Willamette 2003

NFL MINORITY COACHING FELLOWSHIPS

- Worked with the offense for the Lions (2014), Texans (2013), Chiefs (2010), Raiders (2009), and Seahawks (2008)



NCAA ACADEMY

- Participated in NCAA Football Expert Coaches Academy (2009, '11)

ADVOCATES FOR ATHLETICS EQUITY

- One of 10 football coaches to participate in professional development program

PLAYING EXPERIENCE (Willamette University)

- Three-time Northwest Conference defensive back.
- 1999 Willamette Freshman of the Year
- Team captain as a senior

BOWL GAMES/FCS PLAYOFFS

2016	Hawai'i Bowl
2014	FCS Playoffs
2013	FCS Playoffs
2004	Liberty Bowl



BRIAN LINDGREN

OFFENSIVE COORDINATOR/ QUARTERBACKS COACH

Second season at Oregon State
@Coach_Lindgren

Hometown: Walla Walla, Washington

Family: Wife Bradee, children Bronson, Brooks and Blake

Education: Idaho, bachelor's degree in business marketing (2004); Northern Arizona, master's degree in educational leadership (2007)

NOTABLES:

All-American Oregon State running back Jermar Jefferson's freshman honor in 2018

Player of the Week Quarterback Jake Luton's Pac-12 Offensive Player of the Week effort in OSU's win at Colorado in 2018

Finalist Football Scoop 2013 Quarterback Coach of the Year

Top 20 Twice Northern Arizona finished in the top 20 for offense while he was the offensive coordinator

3 Number of times he was an academic all-league selection as a student-athlete

9 Washington HS prep record for passing touchdowns in one game he set as a player

OREGON STATE (2017-Present)

- Appointed Dec. 7, 2017
- Jermar Jefferson (RB) selected Pac-12 Offensive Freshman of the Year and Freshman All-American
- QB Jake Luton named Pac-12 Player of the Week after leading Beavers to victory over Colorado on the road
- Offense accounted for 4,857 yards, the third-highest total in program history for a 12-game season
- RB Jermar Jefferson's 1,380 rushing yards represent the most ever by a Beaver freshman running back
- WR Timmy Hernandez became the first Beaver Academic All-American since 1999

COLORADO (2013-17)

- Offensive Coordinator/Quarterbacks coach
- Coached Buffaloes to the 2016 Alamo Bowl; the program's first in nine seasons
- Pac-12 South Division Champions in 2016 at 8-1.
- Athlon Sports top-10 offensive coordinator hires in 2013.
- Finalists for the Quarterback Coach of the Year by Footballscoop.com in 2013
- Former Colorado quarterbacks Sefo Liufau and current signal-caller Steven Montez combined to set 110 school records.

SAN JOSE STATE (2012)

- Offensive coordinator/Quarterbacks coach
- Team went 11-2 for most wins in over 70 years.
- Won the Military Bowl in the program's first postseason game in six years
- The Spartans broke 27 passing and receiving records.
- QB David Fales and TE Ryan Otten earned All-American honors.

NORTHERN ARIZONA (2006-11)

- 2009-11 Offensive Coordinator/Quarterbacks Coach
- 2008 Passing Game Coordinator/Quarterbacks
- 2007 Running Backs
- 2006 Receivers (graduate assistant)
- NAU finished in the top 20 in the FCS for offense twice
- RB Zach Bauman 2011 Big Sky Conference First Team



- C Kris Poindexter 2010 All-American
- Ranked fifth in the Football Championships Subdivision (FCS) for total offense and passing offense.
- WR Ed Berry earned All-American honors in 2009 and QB Michael Herrick was a finalist for the Walter Payton Award.
- RBs Lionel Scott and Alex Henderson were Big Sky Conference First Team
- Lumberjacks led FCS in scoring and total offense in 2006
- WR Alex Watson consensus All-American in '06

CONFERENCE CHAMPIONSHIPS

2016 Pac-12 South

PLAYING EXPERIENCE (IDAHO)

- 2001-03 Quarterback
- Three-time Sun Belt Conference Academic team
- Kathy Clark Scholar-Athlete Award for top Idaho GPA for graduating seniors
- 6,541 career yards with 44 touchdowns as a three-year starter
- Idaho record 6 TD passes in 48-38 win over San Diego State

BOWL GAMES	
2016	Alamo Bowl
2012	Military Bowl





JIM MICHALCZYK

**RUN GAME COORDINATOR/
OFFENSIVE LINE COACH/
ASSOCIATE HEAD COACH**

Fifth season at Oregon State
@FBCoachM

Hometown: Port Angeles, Washington
Family: Wife, Jennifer. Sons, Max and Chase
Education: Washington State, 1988 - bachelor's degree in social science and education

NOTABLES

- No. 1** Pac-12 Conference leader for scoring offense, total offense and rushing offense in 2017
- No. 1** Pac-12 leader for rushing offense and school-record 511 yards on the ground vs. Arizona State in 2016
- No. 1** Pac-10 leader for rushing offense in 2003 and '04
- 18** Number of 1,000-yard plus rushers behind his coached offensive line
- 14** Number of bowl teams he has coached
- 7** Number of times Beaver offensive linemen have earned Pac-12 postseason honors
- 1,380** Jermar Jefferson's 2018 rushing total - OSU freshman record and NCAA freshman leader
- 2,018** RB J.J. Arrington's school-record rush yards total at Cal (2004)
- 6-0** AFC West record in 2010
- No. 4** Final national ranking for OSU in 2000
- 12-0** National champions in 1991 at Miami
- Outland Trophy** Russell Maryland nation's top interior lineman (1990)
- 113-59** Career record as a FBS (Div. 1) coach - 66 percent winning mark

OREGON STATE (2017-Present)

- Appointed Dec. 7, 2017 as run game coordinator/offensive line/associate head coach
- Second tenure at OSU; also with the Beavers 1999-2001
- Center Sumner Houston was on the Rimington Trophy Watch List (top OL)
- Lineman Gus Lavaka on the watch list for the 2018 Polynesian Player of the Year
- OSU offensive line during his tenure has blocked for Pac-12 postseason honorees Jermar Jefferson, Ken Simonton and Steven Jackson
- Jermar Jefferson matched an OSU record in 2018 for rushing for 200-plus yards twice in a single season

ARIZONA (2013-17)

- Offensive line coach
- Coached five Wildcat teams that played in four bowl games, including 2014 Fiesta Bowl
- Pac-12 Conference leader for scoring offense, total offense and rushing offense in 2017
- Third in the nation for rushing yards per game at 309.3
- Guard Jacob Alsadek and center Nathan Eldridge earned Pac-12 postseason honors in 2017
- Pac-12 leader for rushing yards per game (235.0 yards) in 2016, including a then school record 511 vs. Arizona State.
- Guard Jacob Alsadek selected USA Today Freshman All-American and center Steven Gurrola Pac-12 Second Team.
- Three of Arizona's top six single season rushing leaders (Ka'Deem Carey, Nick Wilson and Khalil Tate) were during the Michalczyk coaching era

OAKLAND RAIDERS (2009-10)

- Offensive line Coach
- 2010 undefeated in AFC West
- Raiders ranked second for rushing in the NFL in 2010
- Tackle Jared Veldheer chosen to the NFL All-Rookie Team



CALIFORNIA (2002-08 & 2011-12)

- 2011-12 offensive coordinator/offensive line coach
- 2002-08 assistant head coach/offensive line coach
- Cal played in 9 bowl games during his tenure.
- Pac-10 leader for rushing offense in 2003 and '04
- California was 69-45 during his tenure
- Offensive linemen earned the prestigious Pac-12 Morris Trophy (top lineman) three times.
- California had eight 1,000-yard plus season rushers during his tenure
- RB J.J. Arrington set a Cal record with 2,018 rushing yards in 2004
- Bear offensive linemen accounted for 21 Pac-10/12 Conference postseason honors and three First Team All-American accolades
- Eight Bear linemen selected in NFL Draft
- Cal line blocked for 2006 Pac-10 Offensive Player of the Year Marshawn Lynch
- Running backs accounted for 1,000-yard seasons eight times
- Running back Alex Mack won the National Football Foundation's Draddy Trophy - known as the "academic Heisman."

OREGON STATE (1999-2001)

- Tight ends/special teams/offensive line coach
- Played in two bowl games, including winning the 2001 Fiesta Bowl
- The 2000 team ranked No. 4 in the final national polls
- Beaver offensive lineman and tight ends accounted for nine Pac-10 Conference postseason honors
- Line blocked for OSU's all-time leading rusher Ken Simonton (5,044 yards) and future NFL standout Steven Jackson
- Current OSU head coach Jonathan Smith was the team's QB during Coach Michalczyk's tenure.
- Coached three future NFL players

MONTANA STATE (1992-1998)

- Offensive line coach
- Five Bobcat offensive linemen earned Big Sky Conference postseason honors

MIAMI (1990-91)

- Defensive line coach
- 1991 National Champions (12-0)
- Russell Maryland earned Outland Trophy accolades/No. 1 NFL Draft pick
- 21-2 overall record.

PLAYING EXPERIENCE (WASHINGTON STATE)

- Was a three-year letterman offensive guard at WSU earning honorable mention All-America honors

BOWL GAMES		
2017	Foster Farms Bowl	2005 Las Vegas Bowl
2015	Gildan New Mexico Bowl	2004 Holiday Bowl
2014	VIZIO Fiesta Bowl	2003 Insight Bowl
2013	AdvoCare V100 Bowl	2000 Fiesta Bowl
2011	Holiday Bowl	1999 Oahu Bowl
2008	Emerald Bowl	1992 Orange Bowl
2007	Armed Forces Bowl	1991 Cotton Bowl
2006	Holiday Bowl	1988 Aloha Bowl (player)





MICHAEL PITRE

RUNNING BACKS COACH

Second season at Oregon State
@CoachPitre

Hometown: Fontana, California

Family: Wife Tara, daughter Ashlynn Kay

Education: UCLA, 2007 - bachelor's degree in history; 2016 - master's degree in educational, equality and cultural diversity

NOTABLES

Player of the Year Running back Jermar Jefferson named Pac-12 Freshman Offensive Player of the Year

All-American Running Back Jermar Jefferson named Freshman All-American

5 number of bowl games as a member of the UCLA football team

3 number of league champions as a coach at Servite High School

3 number of CIF and state titles at Servite High School

Honorable Mention two-time Pac-12 Honorable Mention athlete

OREGON STATE (2018-Present)

- Appointed Jan. 10, 2018 as running backs coach
- Jermar Jefferson rushed for a freshman record with 1,380 yards
- Jermar Jefferson named Pac-12 Freshman Offensive Player of the Year
- Jermar Jefferson named Freshman All-American

MONTANA STATE (2014-2017)

- Served as running backs coach for the Bobcats
- Big Sky Conference leader and ranked seventh for rushing in '17 at 249.5 yards per game
- The Bobcats ranked among the top-20 each season under Coach Pitre, including eighth twice
- RB Chad Newell earned Big Sky Conference Second Team twice
- RB Troy Andersen 2017 Big Sky Conference Freshman of the Year
- Kansas City Chiefs, Bill Walsh Minority Fellowship participant in 2017

COLORADO (2012-2013)

- Graduate assistant coach for running backs and offensive line

SERVITE/RANCHO MARGARITA HIGH SCHOOLS (2009-11)

- Defensive assistant (2009-11) at Servite High School
- Running backs coach (2008) at Rancho Santa Margarita High School
- New England Patriots scouting intern in 2009.

PLAYING EXPERIENCE (UCLA)

- UCLA running back (2003-07)
- UCLA Football Leadership Council (2005-06)
- 2006 team captain
- Recipient of the Jerry Long "Heart" Award
- Two-time Pac-10 Conference Honorable Mention fullback
- Three-year starter

BOWL GAMES

2007	Las Vegas Bowl (player)
2006	Emerald Bowl (player)
2005	Sun Bowl (player)
2004	Las Vegas Bowl (player)
2003	Silicon Valley Bowl (player)





LEGI SUIAUNOA

DEFENSIVE LINE COACH

Second season at Oregon State
@LegiSuaiaunoa

Hometown: Oceanside, California

Family: Wife, Rose; Sons, Lawrence and Ramsey; Daughter, Timena

Education: Nevada, 2002 - bachelor's degree in general studies administration

NOTABLES

4 Number of FCS Playoff appearances

Def. Player of the Year DE Zach Wagenmann, 2014 Big Sky Conference

Buchanan Award DE Tyrone Holmes, one of three finalists for the 2015 Buck Buchanan Award (FCS' top defensive player).

No. 4 Final national ranking of Palomar JC during his coaching tenure

OREGON STATE (2017-Present)

- Kalani Vakameilalo on the watch list for the 2018 Polynesian Player of the Year
- Appointed Dec. 18, 2017 as defensive line coach

HAWAII (2016-17)

- Promoted to defensive coordinator in 2017
- Defensive line coach in 2016
- LB Jahlani Tavai named Mountain West (MW) Second Team in '17/2nd in MW for tackles (124)
- Lineman Meffy Koloamatangi earned MW Honorable Mention twice
- Lineman Viane Moala selected MW Honorable Mention in '17

MONTANA (2011-15)

- The Grizzlies made four FCS playoff appearances
- Associate head coach in 2013 and '14, and defensive line coach for his entire tenure
- DE Tyrone Holmes consensus All-American in 2015 and finalist for Buck Buchanan Award (FCS Def. MVP)
- DT Caleb Kidder Big Sky First Team honoree in '15.
- DE Zach Wagenmann earned Big Sky Defensive MVP in 2014 after setting multiple school records
- Montana's defense regularly led the league and ranked among nation's leaders for defense.

PORTLAND STATE (2010)

- Defensive line coach
- Defensive lineman Carl Sommer and Julious Moore earned Big Sky Honorable Mention

EASTERN OREGON (2009)

- Defensive coordinator
- Team finished the year No. 22 nationally
- Won seven games, then the third time in EOU history

WESTERN WASHINGTON (2005-08)

- Defensive line, linebackers, and strength and conditioning coach

NEVADA/PALOMAR JC (2002-04)

- Graduate assistant at Nevada in 2004
- Linebackers coach at Palomar for 2002-03
- Mission Conference champions in 2002 and ranked No. 4 nationally
- 18-4 overall record at Palomar



PLAYING EXPERIENCE (PALOMAR JC/NEVADA)

- Three-year letterman/two-year starting LB at Nevada (1999-2001)
- 2001 Nevada "Coaches Award" recipient

BOWL GAMES/FCS PLAYOFFS

2016	Hawai'i Bowl
2014	FCS Playoffs
2013	FCS Playoffs
2011	FCS Playoffs



TIM TIBESAR

DEFENSIVE COORDINATOR

Second season at Oregon State
@CoachTibs

Hometown: St. Paul, Minnesota
Family: Wife, Jill; Daughter, Elle
Education: North Dakota, 1996 - bachelor's degree in business economics; San Diego State, 1998 -- master's degree in business management

NOTABLES

- 6 Number of years as a defensive coordinator
- 34-7 Record at Wisconsin during his tenure
- 2 Number of Big Ten West Division titles at Wisconsin
- 2 Rank of 2017 Wisconsin defense (2nd, 2015; 7th, 2016)
- Coach of the Year** FootballScoop Co-Linebackers Coach of the Year (2015)
- 2 Number of Grey Cup Championships while with Montreal (CFL)
- 4.0 GPA at North Dakota
- 3 North Central Conference titles as a player at North Dakota

OREGON STATE (2017-Present)

- Hired Dec. 18, 2018 as defensive coordinator

WISCONSIN (2015-17)

- Outside linebackers coach
- 34-7 record in three seasons
- Played in Big Ten Conference Championship Game in 2016 and '17
- Finished in the top 25 in his three seasons - No. 6 in '17; No. 9 in '16, No. 21 in '15
- Wisconsin record 13 victories in '17
- First undefeated 12-0 regular season record in Wisconsin history in '17
- 3-0 in bowl games, winning the Orange, Cotton and Holiday Bowls
- OLBs Garret Dooley and Leon Jacobs named to Big Ten Conference team in '17
- 2015 FootballScoop Co-Linebackers Coach of the Year
- Edge rushers T.J. Watt (1st round) and Vince Biegel (4th round) selected in 2017 NFL Draft and both earned All-America First Team
- Joe Schobert selected in 2016 NFL Draft/2015 Big Ten Linebacker of the Year
- 2017 defense ranked second in the country for total defense (262.1 ypg)
- 2016 defense ranked seventh in the country for total defense(301.4 ypg)
- 2015 Wisconsin ranked No. 1 nationally in scoring defense (17.8 ppg) and No. 2 in total defense (268.5 ypg).

NORTHWESTERN (2014)

- Defensive Consultant

CHICAGO BEARS (2013)

- Linebackers coach

PURDUE (2012)

- Defensive Coordinator
- Team played in the Heart of Dallas Bowl
- Defensive Tackle Kawaan Short Big Ten First Team selection
- Cornerbacks Ricardo Allen and Josh Johnson named to Big Ten postseason team
- The Boilermakers led the Big Ten in interceptions, forced fumbles and take-aways

MONTREAL ALOUETTES (2009-11)

- Defensive Coordinator (2011), linebackers coach (2009-11), defensive front coordinator (2009-10) and assistant special teams (2010)
- The '09 team ranked first in 22 of the CFL's 26 defensive categories and post-



ed the second best scoring defense mark (18.0 ppg allowed) in league history
• 2009 and '10 Grey Cup Champions

KANSAS STATE (2006-08)

- Defensive Coordinator (2007-08)
- Special Team Coordinator (2006)
- Led Big XII in sacks in '07
- 2006 team played in the Texas Bowl

NORTH DAKOTA (2001-05)

- Defensive coordinator (2004-05)
- Linebackers (2001-05)
- Three-time North Central Conference champions
- 2001 Division II National Champions; 2003 runner up
- Coached four All-America linebackers, including league LB MVP three times
- Combined 52-15 record
- As defensive coordinator, UND led the North Central Conference in five statistical categories both years

CORNELL 2000/CALIFORNIA 1999

- Tight ends coach in 2000
- Graduate assistant offensive line 1999

PLAYING EXPERIENCE (NORTH DAKOTA)

- Four-year letterman linebacker at North Dakota (1993-96)
- Three-time all-conference linebacker
- 1996 (1st team) and 1995 (3rd team) All-American
- Two-time team captain
- Four-time Academic All-Conference
- 1996 Academic All-American
- 1996 North Central Conference Male Athlete of the Year
- 1996 UND Scholar Athlete of the Year
- Recipient of the 1996 National Football Foundation/College Hall of Fame Scholarship
- 1996 Football Gazette Division II Linebacker of the Year
- Two-time UND Community Service Award recipient

BOWL GAMES/FCS PLAYOFFS		2003	NCAA Division II Playoffs
2017	Orange Bowl	2001	NCAA Division II Playoffs
2016	Cotton Bowl	1995	NCAA Division II Playoffs
2015	Holiday Bowl		(player)
2012	Heart of Dallas Bowl	1994	NCAA Division II Playoffs
2006	Texas Bowl		(player)
2005	NCAA Division II Playoffs	1993	NCAA Division II Playoffs
2004	NCAA Division II Playoffs		(player)





BRIAN WOZNIAK

TIGHT ENDS COACH

Fifth season at Oregon State
@CoachWozniakTE

Hometown: Loveland, Ohio

Family: Wife, Samantha; Son, Bronson

Education: B.S. in communications from Wisconsin (2014)

NOTABLES

4,857 yards in total offense in 2018, the third-highest for Beaver team for a 12-game season

3 Rose Bowl games as a player

4 January 1st Bowl games as a player

3 Big Ten Champions as a player

Offensive Captain Senior Year (Wisconsin)

Wisconsin Wayne Sousa Coaches Appreciation Award (Offense)

OREGON STATE (2018-Present)

- Appointed tight ends coach July 17, 2018
- Noah Togiai on the watch list for the 2018 Polynesian Player of the
- Offensive quality control analyst (December 2017-July 2018)
- Offensive graduate assistant coach 2015-17)

PLAYING EXPERIENCE

- Four-year letterman tight end at Wisconsin
- 47 career games, starting over two seasons
- Loveland HS (Ohio) graduate and was ranked among the top 40 tight ends in the country.
- Free agent signing of Atlanta Falcons in 2014

BOWL GAMES

2013 Capital One Bowl (player)
2012 Rose Bowl (player)
2011 Rose Bowl (player)
2010 Rose Bowl (player)
2009 Champs Sports Bowl
(player)





TAYLOR RICHARDS

DEFENSIVE GRADUATE ASSISTANT COACH

Second season at Oregon State
@trich4rds

Hometown: Orlando, Florida

Education: Purdue - 2016, bachelor degrees in health and safety education

NOTABLES

38 Games started at Purdue
2 Bowl games as a player

Taylor Richards is in his second year at Oregon State and works as a graduate assistant coach with the defense.

Richards arrived at OSU after serving on the staff of the Rutgers football player development program. Prior to Rutgers he spent the 2016 season as a defensive graduate assistant at Virginia Union.

Richards was a 38-game starter at safety at Purdue, and helped the Boilermakers win the 2011 Little Caesar's Bowl. For his career he made 168 tackles, 2 interceptions and also helped Purdue qualify for the Heart of Dallas Bowl. While at Purdue he played for current OSU defensive coordinator Tim Tibesar.

While at Lake Mary High School he was a 2010 All-Central Florida and All-Seminole County by the Orlando Sentinel. In addition, he was a 2011 Florida 6A All-State 1st Team member.

FOOTBALL STAFF HISTORY

2018-19 Oregon State, defensive graduate assistant coach; 2017 Rutgers, football player development; 2016 Virginia Union, G.A. (Defense)

BOWL GAMES

2011 Little Caesars Bowl; 2012 Heart of Dallas Bowl



KENDRICK VAN ACKEREN

DEFENSIVE GRADUATE ASSISTANT COACH

Second season at Oregon State
@CoachKVA

Hometown: Bellevue, Washington

Education: Montana - Bachelor's Degree in business finance, management and administration

NOTABLES

Player of the Year Montana's 2013 Special Teams Player of the Year and 2011 Hawai'i Scout Player of the Year

All-America Preseason All-America in 2015

27 Number of victories at Montana

3 FCS Playoff seasons at Montana

281 Number of tackles as a Griz

306 Number of career tackles in college

Kendrick Van Akeren is in his second year as a graduate assistant coach for defense after spending the 2017 season in a similar role at Montana State. He also was an assistant coach in 2016 at his alma mater of Bellevue High School in Washington.

Van Akeren was a standout linebacker at Montana for three seasons after


originally starting his collegiate career at Hawai'i. While with the Grizzlies, Van Akeren played all three of his eligible seasons (2013-15) starting the last two. He was twice selected to the Big Sky Conference second team and as a senior set the school record for tackles in one season with 130. Off the field, Van Akeren was a member of the Black Student Union at Montana, the Fellowship of Christian Athletes and Athletes in Action.

As a redshirt freshman at Hawai'i in 2011 he recorded 25 tackles and as a true freshman was named Defensive Scout Player of the Year.

Van Akeren was the Seattle Times 3A Player of the Year at Bellevue High School. He was a two-time all-state honoree and led the team to its third straight state championship. He also earned all-league honors twice in basketball.

FOOTBALL STAFF HISTORY

2018-19 Oregon State, defensive graduate assistant coach; 2017 Montana State, G.A. (defense); 2016 Bellevue High School, Defensive Coordinator and strength and conditioning coach



AUSTIN BROWN

OFFENSIVE GRADUATE ASSISTANT COACH

Second season at Oregon State

Education: Dickinson State - 2016, bachelor degrees in universal studies
Hometown: Buffalo, South Dakota

NOTABLES

Three-year starting wide receiver at Dickinson State

Two-year All-Conference Selection

Austin Brown is in his second year as an offensive graduate assistant coach. Brown arrived on the OSU campus after spending two seasons as an offensive intern and recruiting assistant at Colorado.

Prior to Colorado, he was a three-year starting wide receiver at Dickinson State University in North Dakota. He was a two-year all-conference selection and helped DSU to two conference titles. The Buffalo, South Dakota native began his collegiate career at Oklahoma as a preferred walk-on, where he spent two years.

FOOTBALL STAFF HISTORY

2018-19 Oregon State, offensive graduate assistant coach



RYAN PAYNE

OFFENSIVE GRADUATE ASSISTANT COACH

Second season at Oregon State
@CoachRyanPayne

Education: Dickinson State - 2014, bachelor degrees in mathematics education (Cum Laude) and exercise science (Cum Laude)

Hometown: Livingston, Montana

NOTABLES

7 School record FCS wins at Sacramento State

Playoffs Two-time NAIA Playoff appearances at Dickinson State

Champions North Star Conference Champions (2015, '16)

Three-time North Star Athletic Conference Academic honoree

Team Captain 2013 at Dickinson State

24 Number of wins at Dickinson State as a coach

Ryan Payne is in his second year at Oregon State and works alongside run game coordinator/offensive line coach/associate head coach Jim Michalczyk.

Payne arrived at OSU from Sacramento State, where he served on the Big Sky Conference's program as an offensive line graduate assistant coach. He helped the Hornets post a 7-4 record in 2017 marking the most FCS victories in school history. The team also ranked 14th in the nation for rushing and fifth in the nation for scoring.

Prior to his stint at Sacramento State, Payne spent three years as a coach at his alma mater of Dickinson State in North Dakota. He held various capacities, including offensive line coach/recruiting coordinator in 2016 and fullbacks and tight ends coach from 2014-15.

He was a three-year starting offensive lineman at Dickinson State, helping the Blue Hawks to a pair of league titles. In addition, he was the 2013 team captain and was a three-time academic all-league honoree.

FOOTBALL STAFF HISTORY

2018-19 Oregon State, defensive graduate assistant coach; 2017 Sacramento State, G.A. (offense); 2016 Dickinson State, Offensive Line/Recruiting Coordinator; 2014-15 Dickinson State, Tight Ends and Fullbacks.



JON BOYER

OFFENSIVE QUALITY CONTROL ANALYST

First season at Oregon State

@Coach_JBoyer

Education: University of Northern Colorado. Master's degree in exercise science sport pedagogy

Hometown: Grand Junction, Colorado

NOTABLES

22 games played over two seasons, 2000 and 2001, at Northern Colorado

4,259 passing yards at UNC, in the top-10 all-time

32 touchdown passes over two seasons

Jon Boyer is in his first year as the offensive quality control analyst.

Boyer came to Oregon State after a highly successful stint at the University of Northern Colorado, where he was a standout coach and student-athlete. He served as the Bears' associate coach/offensive coordinator after being promoted from offensive coordinator.

Boyer was the starting quarterback at UNC for the 2000 and '01 seasons and in 22 games passed for 4,529 yards and 32 touchdowns. He still ranks among the top 10 in several school passing marks.

Following his playing career at UNC he was on the school's strength and conditioning staff before serving as the Bears' quarterback coach in 2004 and '05. In 2007, Boyer joined the Colorado Mesa coaching staff, serving as the offensive coordinator as well as overseeing the coaching duties for the quarterbacks, running backs and wide receivers.

Boyer is a graduate of UNC and received his master's from the Greeley, Colo., school in sport and exercise science sport pedagogy. He and his wife Vanessa have two children.

FOOTBALL STAFF HISTORY

2011-17, Northern Colorado, associate coach/offensive coordinator/quarterbacks; 2007-10, Colorado Mesa, offensive coordinator; 2004-05, Northern Colorado, quarterbacks



DAVID LOSE

DEFENSIVE QUALITY CONTROL ANALYST

Second season at Oregon State

Education: Oregon State - 2004, bachelor degree in liberal studies; Washington State - 2014, master's degree in sport management

Hometown: Sacramento, California

NOTABLES

Bowl Games OSU team member for Oahu (1999), Fiesta (2001), Insight (2002) and Las Vegas (2003) Bowls; WSU staff member for New Mexico (2013), Sun (2015) and Holiday (2016) Bowls

18 Number of starts as a Beaver offensive guard

David Lose, a former teammate of head coach Jonathan Smith, is in his second year as a defensive quality control analyst.

Lose was an 18-game starter and three-year letterman offensive guard for the Beavers from 1999-2003. He was part of OSU's co-Pac-12 title Fiesta Bowl championship team and was a key blocker for Beaver running backs Ken Simonton and Steven Jackson, and record-setting and NFL veteran quarterback Derek Anderson. Lose, who spent five seasons in Arena Football League-2, served as Portland State's defensive line coach prior to joining the Beavers staff. He served a six-year tenure in different capacities with Washington State's defense to begin his coaching career.

FOOTBALL STAFF HISTORY

2018-19, Oregon State, defensive quality control analyst; 2017, Portland State, defensive line; 2011-16, Washington State, defensive assistant; 2009-10, Saint Paul's College (Virginia), defensive



RYAN SAPARTO

SPECIAL TEAMS QUALITY CONTROL ANALYST

Second season at Oregon State

@CoachSaparto

Education: Washington State - 2014, bachelor degree in kinesiology

Hometown: Everett, Washington

NOTABLES

Three year long snapper at Washington State, from 2011-13

Two years as special teams quality control at Montana State

Ryan Saparto is in his second year as a quality control analyst for special teams.

Saparto was a longsnapper at Washington State for the 2011-13 seasons before being forced to medically retire. He would continue to be involved with the Cougars' program as a student assistant working with special teams for the 2013 and '14 seasons.

The Everett, Wash., native volunteered at Washington for the 2015 season working with special teams and for 2016 and '17 was the special teams quality control coach at Montana State.

FOOTBALL STAFF HISTORY

2018-19, Oregon State, special teams control analyst; 2016-17, special teams quality control coach, Montana State



MIKE McDONALD

HEAD FOOTBALL STRENGTH AND CONDITIONING COACH

Second season at Oregon State

Hometown: Gatesville, Texas
Education: Purdue, 2008 - bachelor's degree in sociology; Boise State, 2011 - master's degree in kinesiology

Mike McDonald is in his second year as Oregon State's head football strength and conditioning coach.

McDonald arrived at OSU after serving as the assistant strength and conditioning coach at the University of Washington from 2014-17 on a staff that included Beaver head coach Jonathan Smith. McDonald was a key figure in helping Washington to the 2016 College Football Playoff and an appearance in the Fiesta Bowl. Overall, he has been a part of nine bowl games.

He is certified by several professional organizations, including the National Strength and Conditioning Association and the Collegiate Strength and Conditioning Coaches Association. The former Purdue football student-athlete also has been on the strength and conditioning staffs at Washington State and Boise State.

McDonald's wife, Telia McDonald, is currently pursuing a master's degree in educational leadership and is coaching club volleyball in nearby Salem.

COACHING HISTORY

Bowl Games: 9

2017-Present Oregon State, head football strength and conditioning coach; 2014-17 Washington, assistant strength and conditioning coach; 2009-2014 Boise State, assistant strength and conditioning coach; 2008-09, Washington State, strength and conditioning intern; 2008, Purdue, strength and conditioning intern



DAN VAN DE RIET

CHIEF OF STAFF/DIRECTOR OF FOOTBALL OPERATIONS

16th season at Oregon State

Hometown: Gilroy, California
Education: B.S. in Kinesiology from San Jose State University
Family: Wife, Sabrina, Daughters, Sevannah & Reese, and Son, Preston

Dan Van De Riet is in his second year as chief of staff and director of operations for the Oregon State football team, and 16th overall with the program after serving in multiple roles from 2001-2014.

Van De Riet oversees Oregon State's football day-to-day operations and is a liaison with other departments. He is responsible for travel, the team's budget and staffing for the football office.

A native of Gilroy, Calif., he returned to Oregon State in December 2017 after three seasons with Nebraska as associate athletic director of football administration.

Van De Riet first came to Corvallis in 2001 as the assistant director of football operations. He was promoted to director of football operations in 2008, then associate athletic director in 2014.

He served on the Rose Bowl Advisory Committee during his previous tenure at Oregon State and also at Nebraska. He has been a part of planning 11 bowl games, including nine with the Beavers.

Prior to arriving in Corvallis in 2001, Van De Riet spent seven months as a student manager at Stanford University.

He attended San Jose State University, graduating in 2000 with a bachelor's degree in kinesiology and a minor in special education. While at SJSU he served as a student assistant equipment manager with the football program. In addition to his daily duties with the program, he also assisted with game-day Spartan Stadium preparation, summer camps and on-campus recruiting.

Van De Riet and his wife, Sabrina, have two daughters, Sevannah and Reese, and a son, Preston.

PROFESSIONAL EXPERIENCE

Chief of Staff / Director of Football Operations -- Oregon State, 2017-Present
 Associate Athletic Director for Football Operations/Administration - Nebraska, 2015-2017

Associate Athletic Director for Football Operations - Oregon State, 2014

Director of Football Operations - Oregon State, 2008-2013

Assistant Director of Football Operations - Oregon State, 2001-2007

Student Equipment Manager - Stanford, 2000

Student Equipment Manager - San Jose State, 1995-1999

BOWL GAMES		2007	Emerald Bowl (Oregon State)
2016	Music City Bowl (Nebraska)	2006	Sun Bowl (Oregon State)
2015	Foster Farms Bowl (Nebraska)	2004	Insight Bowl (Oregon State)
2013	Hawaii Bowl (Oregon State)	2003	Las Vegas Bowl (Oregon State)
2012	Alamo Bowl (Oregon State)	2002	Insight Bowl (Oregon State)
2009	Las Vegas Bowl (Oregon State)		
2008	Sun Bowl (Oregon State)		



BRITTNEY JOHNSON

ASSISTANT DIRECTOR OF FOOTBALL OPERATIONS

Second season at Oregon State

Brittney Johnson was appointed assistant director of football operations February 26, 2018.

Johnson arrived at OSU from Montana State University, where she held the position of director of football operations for the Bobcats. The Idaho Falls, Idaho native previously served two years as a female fan initiatives consultant for the Minnesota Vikings and as a marketing and promotions management staffer for the Denver Broncos.

She is a 2011 graduate of Boise State University with a bachelor's degree in mass communication.





JAMES RODGERS

DIRECTOR OF PLAYER DEVELOPMENT

Second season at Oregon State

Hometown: Richmond, Texas

Education: Oregon State - 2010, bachelor degree in communications

NOTABLES

6,373 Number of all-purpose yards; OSU record/5th in Pac-12 (then league record at the time)

2,328 OSU record for single season all-purpose yards in 2009

222 Then OSU record for career receptions

2,000/1,000 Only OSU player to ever have 2,000 yards receiving and 1,000 yards rushing

Two-time Pac-10 2008 First Team kick returner/2009 First Team receiver

Team Captain Voted the team captain for the last two seasons

James Rodgers rejoined the Oregon State football program in January of 2018 as the director of player development.

Rodgers was a standout receiver and special teams contributor as a player from 2007-11 (medical redshirt in 2010). His 222 career receptions rank third all-time at Oregon State, while his 2,578 receiving yards finds him in sixth amongst a list of Beaver greats. He found the end zone 19 times through the air, and scored nine on the ground while rushing for 1,410 yards. He also is the Beavers' career leader for all-purpose yards with 6,373.

One of the most heralded Beavers in the history of the program, Rodgers went on to play in the NFL and CFL. He was twice selected Pac-10 First Team, once as a receiver and once as a punt returner.

During Rodgers' career he played in three bowl games and was credited with the emergence of the popular "fly-sweep" which led to the team's 2007 double-overtime victory at Autzen Stadium against Oregon. He was on the Atlanta Falcons' roster for two years and with Montreal in the CFL for another two seasons.

Following his professional football career, he served as Nebraska's director of player development for the 2017 season.

He is a 2010 graduate of Oregon State with a bachelor's degree in communications.



VINCENT GUINTA

ASSISTANT ATHLETIC DIRECTOR FOR PLAYER PERSONNEL

Fifth season at Oregon State

Hometown: Salt Lake City, Utah

Education: B.S. in Political Science from Utah

Family: Wife, Emily; Son, Vincent "Max"

Vincent Guinta (pronounced GINT-uh) was promoted to Assistant Athletic Director for Player Personnel in March of 2017 after serving as the Beavers' director of player personnel from his initial appointment Dec. 22, 2014. He oversees all aspects of the Beavers' recruiting process, which includes prospect identification, evaluations, marketing and social media, and campus visitations. Guinta's 15-plus years of major college football involvement, including in the Pac-12, Big Ten, Big XII and Mountain West conferences, provides national ex-

perience to the Beavers' recruiting efforts.

In his first full recruiting cycle at Oregon State, Guinta helped the Beavers' coaching staff bring in the second-highest rated recruiting class in school history in 2016, followed by a higher ranked class in 2017.

He spent the 2013 and 2014 seasons as director of football recruiting at Wisconsin. While at Wisconsin, Guinta directed all facets of the recruiting process, and the 2014 class was ranked the highest in school history. In the 2014 season, 10 freshmen played in games for the No. 13 ranked Badgers, helping them to a 10-3 record and a New Year's Day Bowl victory over Auburn.

Guinta joined the Badgers from Fresno State, where he served as the coordinator of football operations in 2012. With the Bulldogs, Guinta was responsible for coordinating team schedules, travel and logistics while also monitoring the program's operating budget, coordinating the walk-on program and supervising recruiting activities.

Guinta spent four years in operations and personnel roles at Nebraska from 2004-08. He began as the Huskers' football operations intern and was promoted to assistant director of football operations and director of football personnel and recruiting after the 2005 season. During his tenure he was involved in the recruitment of 29 NFL players including All-Pros Ndamukong Suh and Carl Nicks. In 2005 The Tom Lemming Report rated Nebraska as the No. 1 ranked recruiting class in the nation, and during his tenure, Nebraska finished in the top 25 for recruiting four times. Guinta served under head coaches Bill Callahan, Tom Osborne (interim), and Bo Pelini.

Guinta stepped away from football after leaving Lincoln, working as a private business executive from 2008-12.

Before his time at Nebraska, Guinta was a defensive administrative assistant at Utah from 1999 to 2003. Prior to that position, he worked as the Utes' video coordinator from 1997-99. During his tenure Guinta worked under head coaches Ron McBride and Urban Meyer.

Guinta is a native of Salt Lake City, Utah and holds a bachelor's degree in political science from the University of Utah. He and Emily were married in the summer of 2015. They have one son, Max.

PROFESSIONAL EXPERIENCE

Assistant Athletic Director for Player Personnel -- Oregon State, 2017-Present

Director of Player Personnel - Oregon State, 2015-2017

Director of Recruiting - Wisconsin, 2013-2014

Director of Football Operations- Fresno State, 2012

Director of Personnel & Recruiting / Assistant Director of Football Operations - Nebraska 2004-2008

Defensive Administrative Assistant - Utah 1999-2003

Video Coordinator - Utah 1997-1999

DIVISION & CONFERENCE CHAMPIONSHIPS

2014 Big Ten Western Division Champion (Wisconsin)

2012 Mountain West Champion (Fresno State)

2006 Big XII North Division Champion (Nebraska)

1999 Mountain West Champion (Utah)

BOWL GAMES

2015 Outback Bowl (Wisconsin)

2014 Capital One Bowl (Wisconsin)

2012 Sheraton Hawaii Bowl (Fresno State)

2007 Cotton Bowl (Nebraska)

2005 Alamo Bowl (Nebraska)

2001 Las Vegas Bowl (Utah)

1999 Las Vegas Bowl (Utah)





DARRICK YRAY

DIRECTOR OF RECRUITING OPERATIONS & PRO LIAISON

Fifth season at Oregon State

Hometown: Linden, California

Education: B.A. in Communications from Fresno State (2011); M.A. in Kinesiology Sports Administration from Fresno State (2013)

Family: Wife, Minda

Darrick Yray (pronounced Ray) serves as the program's Director of Recruiting Operations and Pro Liaison. He previously held roles at OSU that included Assistant Director of Player Personnel and Coordinator of On-Campus Recruiting.

Yray is responsible for managing all aspects of Oregon State's recruiting operation, including the identification process of potential student-athletes and the scheduling of official and unofficial visits to campus. He also serves as the Pro Liaison.

Yray came to Corvallis after spending three seasons at Fresno State as the assistant director of football operations. While with the Bulldogs he assisted with recruiting, team travel, player personnel, served as the Pro Liaison and other duties within the daily football and recruiting operations.

He spent the 2008-2011 serving as the offensive assistant working under the Bulldogs' offensive coordinator and quarterbacks coach. In those roles he helped prepare scouting reports, efficiency and tendency charts, film breakdown, assisted with academics, and coordinated scout teams.

In 2010, Yray was a guest coach with the CFL's Saskatchewan Roughriders franchise, working with special teams and the defensive line.

A native of Linden, Calif., Yray graduated from Fresno State in 2011 with a Bachelor's Degree in Communications. He received his Master's Degree in Kinesiology in 2013. Yray was married to Minda McCullough in July of 2014.

PROFESSIONAL EXPERIENCE

Coordinator of On Campus Recruiting - Oregon State, 2016-Present

Assistant Director of Player Personnel - Oregon State, 2015-2016

Assistant Director of Football Operations - Fresno State, 2011-2014

Offensive Assistant - Fresno State, 2008-2011

DIVISION & CONFERENCE CHAMPIONSHIPS

2014 Western Division Champion (Fresno State)

2013 Mountain West Champion/ Western Division Champion (Fresno State)

2012 Mountain West Champion (Fresno State)

BOWL GAMES

2014 Hawaii Bowl (Fresno State)

2013 Royal Purple Las Vegas Bowl (Fresno State)

2012 Sheraton Hawaii Bowl (Fresno State)

2010 Humanitarian Bowl (Fresno State)

2009 New Mexico Bowl (Fresno State)

2008 New Mexico Bowl (Fresno State)



ALEXIS SERNA

DIRECTOR OF BEYOND FOOTBALL

Second season at Oregon State

Hometown: Fontana, California

Education: B.S. in History from Oregon State

Alexis Serna, a former standout football student-athlete at Oregon State, joined the school's athletic staff as the Director of Beyond Football in September of 2018.

Serna oversees the strategic vision and implementation of the Beyond Football program, an initiative that aims to transition student-athletes into their professional careers after their playing days are over. Thanks to a generous gift from an OSU alumnus, the Beyond Football program connects student-athletes with internship opportunities and employers as well as preparing them for various graduate programs.

"Alexis competed on the biggest stages of college football, played professionally, and has transitioned into a business career after football," Smith said at the time of Serna's appointment. "He is a valuable asset to the young men in our program with his wide network of connections across the state, Pacific Northwest and with OSU alums nationwide."

Serna was a four-year letterman (2004-07) placekicker and punter for the Beavers. The Fontana, Calif., native was named an All-American by multiple organizations as a sophomore and senior, and in 2005 was the recipient of the coveted Lou Groza Award as the nation's top kicker.

"Oregon State University is a place that my family and I have made great memories," Serna said. "I'm excited to execute the vision Coach Smith has for our football student-athletes beyond football. Coach Smith has high expectations on and off the field, and I look forward to meeting those."

Serna left OSU with a bachelor's degree in history and played for Montreal in the Canadian Football League for three seasons.



ALI SPANI
Program Coordinator



BOBBY PLEASANT
On Campus Ambassador



ANTHONY ALFIERI
Recruiting Assistant



MICHAEL DOCTOR
Recruiting Assistant



BRIAN WATKINS
Recruiting Assistant



JORDAN LANGE
Graphic Designer



STEPHEN GAUL
Head Football Athletic
Trainer



CONNER ANDREWS
Assistant Athletic Trainer



**WINSTON
DAVENPORT**
Assistant Athletic Trainer



STEVE McCOY
Asst. Athletic Director/
Equipment Operations



ARNOLD ALCANTAR
Football Equipment
Coordinator



EVAN BANY
Assistant Equipment
Coordinator




NATALIE NAKIC
Academic Counselor



MARCO CANDIDO
Associate Head Strength
And Conditioning Coach



BRYAN KLOBUCAR
Associate Strength And
Conditioning Coach




KODY DAILEY
Strength & Conditioning
Graduate Assistant



JAKE WAMBAUGH
Strength & Conditioning
Graduate Assistant



IAN MCGILLIVRAY
Director of Football
Video Operations



ERIC EDISON
Assistant Director of
Football Video



KASEY BYERS
Ideation, Director of Video



KYLIE MURPHY
Director of Ideation

TEAM STATISTICS

	OSU	OPP
SCORING	313	548
Points Per Game	26.1	45.7
Points Off Turnovers	20	82
FIRST DOWNS	263	306
Rushing	106	155
Passing	138	133
Penalty	19	18
RUSHING YARDAGE	1867	3382
Yards gained rushing	2424	3611
Yards lost rushing	557	229
Rushing Attempts	485	499
Average Per Rush	3.8	6.8
Average Per Game	155.6	281.8
TDs Rushing	23	37
PASSING YARDAGE	2990	3059
Comp-Att-Int	259-430-9	235-369-3
Average Per Pass	7.0	8.3
Average Per Catch	11.5	13.0
Average Per Game	249.2	254.9
TDs Passing	17	33
TOTAL OFFENSE	4857	6441
Total Plays	915	868
Average Per Play	5.3	7.4
Average Per Game	404.8	536.8
KICK RETURNS: #-Yards	41-807	18-378
PUNT RETURNS: #-Yards	10-80	20-117
INT RETURNS: #-Yards	3-126	9-134
KICK RETURN AVERAGE	19.7	21.0
PUNT RETURN AVERAGE	8.0	5.8
INT RETURN AVERAGE	42.0	14.9
FUMBLES-LOST	23-9	17-5
PENALTIES-Yards	67-602	67-623
Average Per Game	50.2	51.9
PUNTS-Yards	63-2533	42-1690
Average Per Punt	40.2	40.2
Net punt average	38.3	37.9
KICKOFFS-Yards	57-3397	94-5592
Average Per Kick	59.6	59.5
Net kick average	39.8	39.7
TIME OF POSSESSION/Game	30:10	29:50
3RD-DOWN Conversions	71/195	78/156
3rd-Down Pct	36%	50%
4TH-DOWN Conversions	25/36	14/22
4th-Down Pct	69%	64%
SACKS BY-Yards	15-90	48-367
MISC YARDS	1	0
TOUCHDOWNS SCORED	40	76
FIELD GOALS-ATTEMPTS	12-20	7-12
ON-SIDE KICKS	2-3	0-1
RED-ZONE SCORES	(37-47) 79%	(46-52) 88%
RED-ZONE TOUCHDOWNS	(28-47) 60%	(40-52) 77%
PAT-ATTEMPTS	(35-38) 92%	(71-74) 96%
ATTENDANCE	211252	323268
Games/Avg Per Game	6/35209	6/53878
Neutral Site Games		0/0

SCORE BY QUARTERS

Quarter	1st	2nd	3rd	4th	OT	Total
Oregon State	62	115	57	72	7	313
Opponents	144	164	92	148	0	548

RUSHING

Player	GP	Att	Gain	Loss	Net	Avg	TD	Long	Avg/G
Jefferson, Jermar	12	239	1414	34	1380	5.8	12	62	115.0
Pierce, Artavis	9	54	425	17	408	7.6	4	80	45.3
Bradford, Trevon	11	12	143	7	136	11.3	0	56	12.4
Baylor, B.J.	9	24	92	12	80	3.3	1	23	8.9
Rogers, Kase	7	25	53	6	47	1.9	1	6	6.7
Alfieri, Michael	8	4	22	0	22	5.5	0	7	2.8
Colletto, Jack	8	31	97	81	16	0.5	5	14	2.0
Wallace, Christian	4	2	9	0	9	4.5	0	6	2.2
Hernandez, Timmy	12	1	3	0	3	3.0	0	3	0.2
Flemings, Champ	12	4	13	26	-13	-3.2	0	10	-1.1
Rodriguez, Daniel	12	1	0	15	-15	-15.0	0	0	-1.2
Willard, Aidan	1	1	0	15	-15	-15.0	0	0	-15.0
TEAM	7	4	0	20	-20	-5.0	0	0	-2.9
Blount, Conor	9	55	144	171	-27	-0.5	0	18	-3.0
Luton, Jake	8	28	9	153	-144	-5.1	0	4	-18.0
Total.....	12	485	2424	557	1867	3.8	23	80	155.6
Opponents.....	12	499	3611	229	3382	6.8	37	75	281.8

PASSING

Player	G	Effic	Comp-Att-Int	Pct	Yds	TD	Lng	Avg/G
Luton, Jake	8	135.91	140-224-4	62.5	1660	10	63	207.5
Blount, Conor	9	135.90	95-153-2	62.1	1117	7	49	124.1
Colletto, Jack	8	72.09	23-47-3	48.9	201	0	40	25.1
Hernandez, Timmy	12	0.00	0-4-0	0.0	0	0	0	0.0
Rodriguez, Daniel	12	200.80	1-1-0	100.0	12	0	12	1.0
Willard, Aidan	1	0.00	0-1-0	0.0	0	0	0	0.0
Total.....	12	127.50	259-430-9	60.2	2990	17	63	249.2
Opponents.....	12	161.21	235-369-3	63.7	3059	33	75	254.9

RECEIVING

Player	G	No.	Yds	Avg	TD	Long	Avg/G
Hodgins, Isaiah	11	59	876	14.8	5	51	79.6
Hernandez, Timmy	12	58	661	11.4	3	46	55.1
Bradford, Trevon	11	56	649	11.6	6	63	59.0
Jefferson, Jermar	12	25	147	5.9	0	15	12.2
Pierce, Artavis	9	15	149	9.9	0	26	16.6
Togia, Noah	9	10	77	7.7	3	14	8.6
Smalls, Isaiah	12	8	118	14.8	0	31	9.8
Taylor, Kolby	11	7	93	13.3	0	28	8.5
Flemings, Champ	12	4	68	17.0	0	40	5.7
Short, Aaron	8	3	42	14.0	0	16	5.2
Rogers, Kase	7	3	13	4.3	0	7	1.9
Bodden, Andre	10	2	37	18.5	0	25	3.7
Irish, Jesiah	4	2	23	11.5	0	18	5.8
Allen, Tino	4	2	22	11.0	0	18	4.4
Quitoriano, Teagan	10	2	13	6.5	0	8	1.3
Baylor, B.J.	9	2	4	2.0	0	2	0.4
Alfieri, Michael	8	1	8	8.0	0	8	1.0
Colletto, Jack	8	0	-10	0.0	0	0	-1.2
Total.....	12	259	2990	11.5	17	63	249.2
Opponents.....	12	235	3059	13.0	33	75	254.9

PUNT RETURNS

Player	No.	Yds	Avg	TD	Long
Bradford, Trevon	5	47	9.4	0	47
Irish, Jesiah	2	15	7.5	0	15
Hayes, Kaleb	1	-9	-9.0	0	0
Hernandez, Timmy	1	0	0.0	0	0
Bodden, Andre	1	27	27.0	0	5
Total.....	10	80	8.0	0	47
Opponents.....	20	117	5.8	1	29

INTERCEPTION RETURNS

Player	No.	Yds	Avg	TD	Long
McCartan, John	1	30	30.0	0	30
Smith, Shemar	1	17	17.0	0	17
Wilson, Shawn	1	33	33.0	0	35
Total.....	3	126	42.0	0	46
Opponents.....	9	134	14.9	3	54



KICK RETURNS

Player	No.	Yds	Avg	TD	Long
Flemings, Champ	29	608	21.0	0	57
Irish, Jesiah	4	80	20.0	0	26
Bradford, Trevon	2	71	35.5	0	55
Bramscher, Bryce	2	5	2.5	0	5
Rogers, Kase	2	37	18.5	0	19
Soesman, Adam	1	6	6.0	0	6
Williams, Dwayne	1	0	0.0	0	0
Total.....	41	807	19.7	0	57
Opponents.....	18	378	21.0	0	37

FUMBLE RETURNS

Player	No.	Yds	Avg	TD	Long
Total.....	0	0	0.0	0	0
Opponents.....	3	53	17.7	2	48

SCORING

Player	TD	PATs						Saf	Points
		FGs	Kick	Rush	Rcv	Pass	DXP		
Jefferson, Jermar	12	0-0	0-0	0-0	0	0-0	0	0	72
Choukair, Jordan	0	12-20	35-38	0-1	0	0-0	0	0	71
Bradford, Trevon	6	0-0	0-0	0-0	0	0-0	0	0	36
Hodgins, Isaiah	5	0-0	0-0	0-0	1	0-0	0	0	32
Colletto, Jack	5	0-0	0-0	0-0	0	0-0	0	0	30
Pierce, Artavis	4	0-0	0-0	0-0	0	0-0	0	0	24
Hernandez, Timmy	3	0-0	0-0	0-0	0	0-0	0	0	18
Togia, Noah	3	0-0	0-0	0-0	0	0-0	0	0	18
Rogers, Kase	1	0-0	0-0	0-0	0	0-0	0	0	6
Baylor, B.J.	1	0-0	0-0	0-0	0	0-0	0	0	6
Luton, Jake	0	0-0	0-0	0-0	0	1-1	0	0	0
Total.....	40	12-20	35-38	0-1	1	1-1	0	0	313
Opponents.....	76	7-12	71-74	0-0	0	0-2	0	0	548

FIELD GOALS

Player	FGM-FGA	Pct	01-19	20-29	30-39	40-49	50-99	Lg	Blk
Choukair, Jordan	12-20	60.0	0-0	2-3	6-7	4-9	0-1	47	0

Field Goal Sequence	Oregon State	Opponents
Ohio State	43,(23)	-
Southern Utah	(23),(32),48	(36),(38)
Nevada	49,34	(26)
Arizona	-	43,55
Arizona State	(36)	(29)
Washington State	(32)	-
California	-	-
Colorado	(30),(35)	(21),46,(34),53
USC	50	(46)
Stanford	(40),28	-
Washington	(47),(35),(44),44	39
Oregon	40,(45)	-

Numbers in (parentheses) indicate field goal was made.

PUNTING

Player	No.	Yds	Avg	Long	TB	FC	I20	50+	Blkd
Rodriguez, Daniel	55	2303	41.9	62	0	29	13	9	0
Loecher, Luke	3	112	37.3	52	0	0	0	1	1
TEAM	2	25	12.5	25	0	0	0	0	1
Blount, Conor	2	60	30.0	31	0	0	2	0	0
Luton, Jake	1	33	33.0	33	0	0	1	0	0
Total.....	63	2533	40.2	62	0	29	16	10	2
Opponents.....	42	1690	40.2	65	1	11	20	5	1

KICKOFFS

Player	No.	Yds	Avg	TB	OB	Retn	Net	YdLn
Choukair, Jordan	49	3008	61.4	27	1			
Rodriguez, Daniel	8	389	48.6	3	1			
Total.....	57	3397	59.6	30	2	378	39.8	25
Opponents.....	94	5592	59.5	42	1	807	39.7	25

TOTAL OFFENSE

Player	G	Plays	Rush	Pass	Total	Avg/G
Luton, Jake	8	252	-144	1660	1516	189.5
Jefferson, Jermar	12	239	1380	0	1380	115.0
Blount, Conor	9	208	-27	1117	1090	121.1
Pierce, Artavis	9	54	408	0	408	45.3
Colletto, Jack	8	78	16	201	217	27.1
Bradford, Trevon	11	12	136	0	136	12.4
Baylor, B.J.	9	24	80	0	80	8.9
Rogers, Kase	7	25	47	0	47	6.7
Alfieri, Michael	8	4	22	0	22	2.8
Wallace, Christian	4	2	9	0	9	2.2
Hernandez, Timmy	12	5	3	0	3	0.2
Rodriguez, Daniel	12	2	-15	12	-3	-0.2
Flemings, Champ	12	4	-13	0	-13	-1.1
Willard, Aidan	1	2	-15	0	-15	-15.0
TEAM	7	4	-20	0	-20	-2.9
Total.....	12	915	1867	2990	4857	404.8
Opponents.....	12	868	3382	3059	6441	536.8

ALL-PURPOSE YARDS

Player	G	Rush	Rec	PR	KOR	IR	Tot	Avg/G
Jefferson, Jermar	12	1380	147	0	0	0	1527	127.2
Bradford, Trevon	11	136	649	47	71	0	903	82.1
Hodgins, Isaiah	11	0	876	0	0	0	876	79.6
Hernandez, Timmy	12	3	661	0	0	0	664	55.3
Flemings, Champ	12	-13	68	0	608	0	663	55.2
Pierce, Artavis	9	408	149	0	0	0	557	61.9
Irish, Jesiah	4	0	23	15	80	0	118	29.5
Smalls, Isaiah	12	0	118	0	0	0	118	9.8
Rogers, Kase	7	47	13	0	37	0	97	13.9
Taylor, Kolby	11	0	93	0	0	0	93	8.5
Baylor, B.J.	9	80	4	0	0	0	84	9.3
Togia, Noah	9	0	77	0	0	0	77	8.6
Bodden, Andre	10	0	37	27	0	0	64	6.4
Short, Aaron	8	0	42	0	0	0	42	5.2
Hayes, Kaleb	12	0	0	-9	0	46	37	3.1
Wilson, Shawn	12	0	0	0	0	33	33	2.8
Alfieri, Michael	8	22	8	0	0	0	30	3.8
McCartan, John	12	0	0	0	0	30	30	2.5
Allen, Tino	4	0	22	0	0	0	22	4.4
Smith, Shemar	12	0	0	0	0	17	17	1.4
Quitoriano, Teagan	10	0	13	0	0	0	13	1.3
Wallace, Christian	4	9	0	0	0	0	9	2.2
Colletto, Jack	8	16	-10	0	0	0	6	0.8
Soesman, Adam	11	0	0	0	6	0	6	0.5
Bramscher, Bryce	11	0	0	0	5	0	5	0.5
Willard, Aidan	1	-15	0	0	0	0	-15	-15.0
Rodriguez, Daniel	12	-15	0	0	0	0	-15	-1.2
TEAM	7	-20	0	0	0	0	-20	-2.9
Blount, Conor	9	-27	0	0	0	0	-27	-3.0
Luton, Jake	8	-144	0	0	0	0	-144	-18.0
Total.....	12	1867	2990	80	807	126	5870	489.2
Opponents.....	12	3382	3059	117	378	134	7070	589.2

2018 OREGON STATE FOOTBALL RESULTS

Record:	Overall	Home	Away	Neutral
ALL GAMES	2-10	1-5	1-5	0-0
CONFERENCE	1-8	0-5	1-4	0-0
NON-CONFERENCE	1-2	1-0	0-2	0-0

DATE	OPPONENT	W/L	SCORE	ATTEND
Sept. 1	at #5 Ohio State	L	31-77	102169
Sept. 8	SOUTHERN UTAH	W	48-25	36448
Sept. 15	at Nevada	L	35-37	20462
Sept. 22	ARIZONA	L	14-35	33022
Sept. 29	at Arizona State	L	24-52	51447
Oct. 6	WASHINGTON STATE	L	37-56	34429
Oct. 20	CALIFORNIA	L	7-49	32390
Oct. 27	at Colorado	WOT	41-34	48050
Nov. 3	USC	L	21-38	35187
Nov. 10	at Stanford	L	17-48	34671
Nov. 17	at Washington	L	23-42	66469
Nov. 23	OREGON	L	15-55	39776



DEFENSIVE STATISTICS

DEFENSIVE LEADERS	GP-GS	-----Tackles-----			TFL/Yds	--Sacks--		-----Pass Def-----			----Fumbles----		Blkd Kick	Saf
		Solo	Ast	Total		No-Yards	Int-Yds	BrUp	QBH	Rcv-Yds	FF			
33 Moore, Jalen	12-12	70	32	102	1.0-1	.	.	4	.	1-0	1	.	.	
41 Smith, Shemar	12-10	46	39	85	4.0-15	1.0-8	1-17	4	2	
42 Taumoelau, Doug	12-3	28	26	54	1.5-9	1.0-9	.	.	1	
9 Rashed Jr., Hamilcar	12-10	29	23	52	11.5-50	2.5-14	.	3	.	.	1	.	.	
2 Wilson, Shawn	12-12	29	15	44	2.5-20	.	1-33	3	
14 Hayes, Kaleb	12-9	30	14	44	.	.	0-46	8	2	
7 Whetzel, Kee	12-2	22	17	39	2.0-19	2.0-19	.	1	1	1-0	.	.	.	
99 Aydon, Elu	11-1	15	22	37	4.5-8	0.5-3	1	.	
44 Tufaga, Isaiah	9-5	25	11	36	3.5-8	.	.	1	1	3-8	.	.	.	
15 Manning Jr., Jeffrey	12-2	22	13	35	1.0-4	.	.	1	
32 Willis, Jonathan	12-6	22	13	35	2.0-8	1.0-4	.	.	1	
49 Hughes-Murray	12-11	18	15	33	5.5-19	3.0-13	.	.	1	1-0	.	.	.	
4 Williams, Dwayne	11-11	26	6	32	.	.	.	2	.	.	1	.	.	
23 Dunn, Isaiah	7-5	24	8	32	1.0-2	.	.	6	
90 Hodgins, Isaac	12-11	13	17	30	3.5-16	2.5-15	.	.	2	
97 Vakameilalo, Kalani	12-12	12	16	28	5.5-23	1	.	.	
6 Tago, Matthew	11-1	12	7	19	1.0-3	1.0-3	.	.	3	1-0	2	.	.	
30 Kell, Drew	12-0	10	8	18	0.5-1	
26 Grant, Jaydon	10-0	11	5	16	.	.	.	2	
17 McCartan, John	12-0	7	4	11	1.0-5	.	1-30	1	.	
72 Fifita, Miki	12-6	3	3	6	1	
43 Soesman, Adam	11-0	3	2	5	
91 Reichner, Jeromy	5-0	4	1	5	1.0-4	
56 Kelsey, Connor	12-0	4	.	4	
86 Bodden, Andre	10-0	4	.	4	1	.	
96 Williams, LaMone	12-3	2	2	4	0.5-2	0.5-2	
13 Cotton, TraJon	2-0	2	1	3	
3 Wilson, DeShon	2-0	3	.	3	
24 Gardner, Justin	2-0	2	.	2	
21 Robinson, Jaden	2-0	2	.	2	
51 Leonnig, Luke	10-0	2	.	2	
46 Choukair, Jordan	12-0	2	.	2	
88 Alfieri, Michael	8-0	2	.	2	
40 Bush, Jaelen	5-0	.	1	1	.	.	.	1	
98 Anderson, Cody	6-0	1	.	1	
25 Watson, Moku	9-0	1	.	1	
84 Quitariano, Teagan	10-4	.	1	1	
58 Houston, Sumner	12-12	1	.	1	
81 Togiai, Noah	9-9	1	.	1	
18 Hernandez, Timmy	12-12	1	.	1	
22 Morris, David	2-0	1	.	1	
92 Garcia, Isaac	10-0	1	
8 Bradford, Trevon	11-11	1-0	.	.	.	
Total.....	12-0	512	322	834	53-217	15-90	3-126	34	16	5-0	6	3	.	
Opponents.....	12-0	584	256	840	99.0-525	48-367	9-134	49	26	9-53	13	3	.	



OREGON STATE OFFENSE — GAME-BY-GAME

Date	Opponent	-----RUSHING-----				-----RECEIVING-----				-----PASSING-----				-----KICK RET-----				-----PUNT RET-----				tot off	
		No.	Yds	TD	Lg	No.	Yds	TD	Lg	Cmp	Att	Int	Yds	TD	Lg	No	Yds	TD	Lg	No	Yds		TD
9/1	at Ohio State	39	196	2	80	14	196	2	49	14-24-0	196	2	49	3	49	0	21	0	0	0	0	0	392
9/8	SOUTHERN UTAH	45	360	5	62	19	289	1	33	19-31-0	289	1	33	6	56	0	26	1	47	0	47	649	
9/15	at Nevada	40	81	3	21	35	459	2	51	35-56-2	459	2	51	2	29	0	18	2	15	0	15	540	
9/22	ARIZONA	44	97	0	23	18	141	2	25	18-26-0	141	2	25	3	55	0	25	0	0	0	0	238	
9/29	at Arizona State	53	261	2	45	14	145	1	44	14-24-0	145	1	44	0	0	0	0	1	0	0	0	406	
10/6	WASHINGTON ST.	50	276	5	56	18	221	0	46	18-26-0	221	0	46	7	203	0	57	1	0	0	0	497	
10/20	CALIFORNIA	41	95	1	33	17	146	0	24	17-33-2	146	0	24	3	53	0	21	2	0	0	0	241	
10/27	at Colorado	45	114	2	36	34	345	3	33	34-54-1	345	3	33	2	38	0	20	1	0	0	0	459	
11/3	USC	32	31	2	18	31	301	1	43	31-46-0	301	1	43	2	67	0	55	0	0	0	0	332	
11/10	at Stanford	33	168	0	48	17	236	2	63	17-35-1	236	2	63	1	15	0	15	0	0	0	0	404	
11/17	at Washington	35	134	1	24	21	229	1	33	21-36-0	229	1	33	6	105	0	26	2	18	0	5	363	
11/23	OREGON	28	54	0	15	21	282	2	41	21-39-3	282	2	41	6	137	0	54	0	0	0	0	336	
Totals		485	1867	23	80	259	2990	17	63	259-430-9	2990	17	63	41	807	0	57	10	80	0	47	4857	
Opponent		499	3382	37	75	235	3059	33	75	235-369-3	3059	33	75	18	378	0	37	20	117	1	29	6441	

Games: 12
 Avg/rush: 3.8
 Avg/catch: 11.5
 Pass eff: 127.50
 KR avg: 19.7
 PR avg: 8.0
 All purpose avg/game: 489.2
 Total offense avg/gm: 404.8

OREGON STATE DEFENSE — GAME-BY-GAME

Date	Opponent	-----TACKLES-----				-SACKS-		-FUMBLE-			Pass QBH	Blkd Brk	Blkd Kick	---PAT Attempts---				Pts
		Solo	Ast	Total	TFL-Yds	No-Yds	FF	FR-Yds	Int-Yds	Kick				Rush	Rcv	Saf		
9/1	at Ohio State	49	36	85	1.0-4	0.0-0	0	1-0	1-79	1	0	0	4-4	0	0	0	0	31
9/8	SOUTHERN UTAH	46	42	88	6.0-17	2.0-7	0	0-0	0-0	3	2	1	6-6	0	0	0	0	48
9/15	at Nevada	35	18	53	7.0-21	1.0-5	1	0-0	1-30	0	4	0	5-5	0	0	0	0	35
9/22	ARIZONA	45	22	67	2.0-20	2.0-20	2	1-0	0-0	1	2	0	2-2	0	0	0	0	14
9/29	at Arizona State	47	12	59	4.0-8	0.0-0	0	0-0	0-0	0	3	0	3-3	0	0	0	0	24
10/6	WASHINGTON STATE	38	20	58	1.0-12	0.0-0	1	1-0	0-0	4	1	0	5-4	0	0	0	0	37
10/20	CALIFORNIA	39	34	73	3.0-6	1.0-2	0	1-0	0-0	2	3	0	1-1	0	0	0	0	7
10/27	at Colorado	49	18	67	6.0-18	1.0-3	0	0-0	0-0	0	3	1	4-3	0	1	0	0	41
11/3	USC	38	34	72	2.0-9	2.0-9	2	1-0	0-0	0	6	0	3-3	0	0	0	0	21
11/10	at Stanford	40	22	62	4.0-10	1.0-4	0	0-0	1-17	4	6	0	2-2	0	0	0	0	17
11/17	at Washington	40	20	60	13.0-71	3.0-22	0	0-0	0-0	0	3	1	2-2	0	0	0	0	23
11/23	OREGON	46	44	90	4.0-21	2.0-18	0	0-0	0-0	1	1	0	1-0	0	0	0	0	15
Totals		512	322	834	53.0-217	15.0-90	6	5-0	3-126	16	34	3	38-35	0	1	0	313	
Opponent		584	256	840	99.0-525	48.0-367	13	9-53	9-134	26	49	3	74-71	0	0	0	548	

OREGON STATE SPECIAL TEAMS — GAME-BY-GAME

Date	Opponent	-----PUNTING-----										-----FIELD GOALS-----			-----KICKOFFS-----				
		No	Yds	Avg	Long	Blkd	TB	FC	50+	I20	Md-Att	Lg	Blkd	No	Yds	Avg	TB	OB	
9/1	at Ohio State	6	244	40.7	51	0	0	3	1	1	2-1	23	0	6	388	64.7	4	1	
9/8	SOUTHERN UTAH	3	114	38.0	47	0	0	2	0	1	3-2	32	0	8	419	52.4	3	0	
9/15	at Nevada	6	232	38.7	46	0	0	2	0	1	2-0	0	0	6	365	60.8	5	0	
9/22	ARIZONA	7	297	42.4	58	0	0	2	3	3	0-0	0	0	3	193	64.3	2	0	
9/29	at Arizona State	3	94	31.3	36	1	0	1	0	0	1-1	36	0	5	317	63.4	4	0	
10/6	WASHINGTON STATE	4	109	27.2	42	1	0	2	0	1	1-1	32	0	6	332	55.3	1	1	
10/20	CALIFORNIA	8	331	41.4	55	0	0	4	2	3	0-0	0	0	1	65	65.0	0	0	
10/27	at Colorado	7	308	44.0	51	0	0	3	1	1	2-2	35	0	7	455	65.0	6	0	
11/3	USC	5	211	42.2	52	0	0	4	1	3	1-0	0	0	4	236	59.0	0	0	
11/10	at Stanford	5	212	42.4	48	0	0	1	0	0	2-1	40	0	3	189	63.0	2	0	
11/17	at Washington	5	209	41.8	62	0	0	4	1	1	4-3	47	0	4	241	60.2	2	0	
11/23	OREGON	4	172	43.0	56	0	0	1	1	1	2-1	45	0	4	197	49.2	1	0	
Totals		63	2533	40.2	62	2	0	29	10	16	12-20	47	0	57	3397	59.6	30	2	
Opponent		42	1690	40.2	65	1	1	11	5	20	7-12	46	1	94	5592	59.5	42	1	



OPPONENT OFFENSE — GAME-BY-GAME

Date	Opponent	-----RUSHING-----				-----RECEIVING-----				-----PASSING-----				-----KICK RET-----				-----PUNT RET-----				tot off	
		No.	Yds	TD	Lg	No.	Yds	TD	Lg	Cmp	Att	Int	Yds	TD	Lg	No	Yds	TD	Lg	No	Yds		TD
9/1	at Ohio State	53	375	5	49	25	346	5	75	25	34-1	346	5	75	1	21	0	21	3	31	0	26	721
9/8	SOUTHERN UTAH	39	148	1	11	31	340	2	43	31	48-0	340	2	43	1	25	0	25	0	0	0	0	488
9/15	at Nevada	30	156	2	30	18	201	2	35	18	37-1	201	2	35	0	0	0	0	1	29	0	29	357
9/22	ARIZONA	50	442	3	62	9	152	2	50	9	17-0	152	2	50	1	21	0	21	2	21	0	21	594
9/29	at Arizona State	48	396	4	47	14	162	3	41	14	25-0	162	3	41	1	16	0	16	0	0	0	0	558
10/6	WASHINGTON ST.	22	100	2	30	30	430	5	41	30	40-0	430	5	41	4	90	0	27	2	9	1	5	530
10/20	CALIFORNIA	43	305	3	53	17	234	3	55	17	26-0	234	3	55	1	22	0	22	2	-1	0	0	539
10/27	at Colorado	36	217	1	75	24	319	2	47	24	39-0	319	2	47	1	25	0	25	4	8	0	6	536
11/3	USC	44	332	4	62	14	177	1	41	14	26-0	177	1	41	4	92	0	37	1	-1	0	0	509
11/10	at Stanford	30	244	3	45	25	352	4	75	25	38-1	352	4	75	1	25	0	25	3	18	0	23	596
11/17	at Washington	42	275	3	64	18	228	3	32	18	25-0	228	3	32	1	20	0	20	1	18	0	18	503
11/23	OREGON	62	392	6	39	10	118	1	34	10	14-0	118	1	34	2	21	0	14	1	-15	0	0	510
Opponent totals		499	3382	37	75	235	3059	33	75	235-369-3	3059	33	75	18	378	0	37	20	117	1	29	6441	
Oregon State		485	1867	23	80	259	2990	17	63	259-430-9	2990	17	63	41	807	0	57	10	80	0	47	4857	

Games: 12
 Avg/rush: 6.8
 Avg/catch: 13.0
 Pass effic: 161.21
 KR avg: 21.0
 PR avg: 5.8
 All purpose avg/game: 589.2
 Total offense avg/gm: 536.8

OPPONENT DEFENSE — GAME-BY-GAME

Date	Opponent	-----TACKLES-----			TFL-Yds	-SACKS-	FUMBLE-			QBH	Pass Brk	Blkd Kick	---PAT Attempts---				Pts		
		Solo	Ast	Total			FF	FR	Yds				Int	Yds	Kick	Rush		Rcv	Saf
9/1	at Ohio State	38	24	62	6.0-48	5.0-43	2	2	0	0	3	4	0	11-11	0	0	0	0	77
9/8	SOUTHERN UTAH	48	22	70	5.0-19	1.0-9	1	1	1-5	0	4	2	0	2-1	0	0	0	0	25
9/15	at Nevada	64	18	82	11.0-56	5.0-46	1	1	1-48	2	0	5	0	5-4	0	0	0	0	37
9/22	ARIZONA	52	22	74	10.0-39	3.0-10	0	0	0-0	0	3	2	0	5-5	0	0	0	0	35
9/29	at Arizona State	54	14	68	11.0-59	5.0-42	4	1	1-0	0	0	6	1	7-7	0	0	0	0	52
10/6	WASHINGTON STATE	58	22	80	8.0-27	4.0-22	1	1	1-0	0	1	4	1	8-8	0	0	0	0	56
10/20	CALIFORNIA	50	24	74	12.0-61	7.0-47	0	0	0-0	2	4	2	0	7-7	0	0	0	0	49
10/27	at Colorado	64	12	76	8.0-53	6.0-50	0	0	0-0	1	1	4	1	4-4	0	0	0	0	34
11/3	USC	49	24	73	9.0-56	6.0-42	0	0	0-0	0	1	4	0	5-5	0	0	0	0	38
11/10	at Stanford	31	20	51	5.0-23	2.0-17	0	0	0-0	1	5	7	0	7-6	0	0	0	0	48
11/17	at Washington	39	30	69	6.0-44	2.0-33	3	2	0-0	0	0	2	0	6-6	0	0	0	0	42
11/23	OREGON	37	24	61	8.0-40	2.0-6	1	1	1-0	3	4	7	0	7-7	0	0	0	0	55
Opponent totals		584	256	840	99.0-525	48.0-367	13	9	9-53	9-134	26	49	3	74-71	0	0	0	0	548
Oregon State		512	322	834	53.0-217	15.0-90	6	5	5-0	3-126	16	34	3	38-35	0	1	0	0	313

OPPONENT SPECIAL TEAMS — GAME-BY-GAME

Date	Opponent	-----PUNTING-----										-----FIELD GOALS-----			-----KICKOFFS-----				
		No	Yds	Avg	Long	Blkd	TB	FC	50+	I20	Md-Att	Lg	Blkd	No	Yds	Avg	TB	OB	
9/1	at Ohio State	1	65	65.0	65	0	0	0	1	1	0	0	0	12	693	57.8	6	0	
9/8	SOUTHERN UTAH	5	198	39.6	51	0	0	2	1	1	2	2	38	6	248	41.3	0	0	
9/15	at Nevada	8	355	44.4	63	0	0	2	1	4	1	1	26	6	389	64.8	4	0	
9/22	ARIZONA	1	54	54.0	54	0	0	0	1	1	2	0	0	6	377	62.8	3	0	
9/29	at Arizona State	1	47	47.0	47	0	0	0	0	0	1	1	29	9	585	65.0	9	0	
10/6	WASHINGTON STATE	2	82	41.0	49	0	0	0	0	1	0	0	0	9	520	57.8	0	1	
10/20	CALIFORNIA	3	116	38.7	43	0	0	1	0	2	0	0	0	8	512	64.0	5	0	
10/27	at Colorado	6	242	40.3	53	0	0	1	1	4	4	2	34	7	403	57.6	3	0	
11/3	USC	3	100	33.3	39	0	0	1	0	2	1	1	46	7	432	61.7	4	0	
11/10	at Stanford	3	126	42.0	47	0	0	1	0	2	0	0	0	8	495	61.9	6	0	
11/17	at Washington	5	173	34.6	47	1	1	2	0	1	1	0	0	7	399	57.0	0	0	
11/23	OREGON	4	132	33.0	39	0	0	1	0	1	0	0	0	9	539	59.9	2	0	
Opponent totals		30	1302	43.4	56	0	3	11	5	10	16-20	49	1	95	5960	62.7	36	2	
Oregon State		60	2280	38.0	58	0	1	26	6	15	12-19	49	2	51	3171	62.2	15	0	



RUSHING GAME-BY-GAME

	No-Yds/TD	OHST	SU	NEV	ARIZ	ASU	WSU	CAL	COLO	USC	STAN	UW	ORE
Jefferson, Jermar	239-1380/12	8-47/0	22-238/4	25-106/2	19-82/0	31-254/2	25-138/4	2-34/0	30-135/0	18-58/0	19-109/0	19-115/0	21-64/0
Pierce, Artavis	54-408/4	11-168/2	11-91/1	DNP	DNP	DNP	8-40/0	13-44/0	-	3-7/1	3-46/0	3-6/0	2-6/0
Bradford, Trevon	12-136/0	3-23/0	-	DNP	1-13/0	1-1/0	1-56/0	1--4/0	2--1/0	-	-	2-35/0	1-15/0
Baylor, B.J.	24-80/1	2-7/0	4-11/0	DNP	DNP	1-12/0	2-27/1	10-18/0	-	-	DNP	4-4/0	1-1/0
Rogers, Kase	25-47/1	2-2/0	-	3-7/1	8-13/0	11-27/0	1--2/0	DNP	DNP	DNP	DNP	DNP	-
Alfieri, Michael	4-22/0	DNP	DNP	DNP	DNP	-	-	-	-	-	4-22/0	-	-
Colletto, Jack	31-16/5	4-14/0	DNP	DNP	3--1/0	DNP	2--2/0	8-0/1	11--9/2	2-11/1	DNP	1-3/1	-
Wallace, Christian	2-9/0	DNP	1-3/0	1-6/0	-	-	DNP	DNP	DNP	DNP	DNP	DNP	DNP
Hernandez, Timmy	1-3/0	-	-	-	-	1-3/0	-	-	-	-	-	-	-
Flemings, Champ	4-13/0	-	-	1-10/0	1-0/0	-	-	1-3/0	-	-	-	-	1--26/0
Rodriguez, Daniel	1-15/0	-	-	-	1-15/0	-	-	-	-	-	-	-	-
Willard, Aidan	1-15/0	DNP	DNP	DNP	DNP	1-15/0	DNP	DNP	DNP	DNP	DNP	DNP	DNP
TEAM	4--20/0	2--17/0	1--2/0	DNP	DNP	1-1/0	-	DNP	-	-	-	DNP	DNP
Blount, Conor	55--27/0	6--43/0	5-15/0	6--18/0	11-5/0	6--18/0	11-19/0	6-0/0	DNP	DNP	3-8/0	1-5/0	DNP
Luton, Jake	28-144/0	1--5/0	1-4/0	4--30/0	DNP	DNP	DNP	DNP	2--11/0	9--45/0	4--17/0	5--34/0	2--6/0

RECEIVING GAME-BY-GAME

	No-Yds/TD	OHST	SU	NEV	ARIZ	ASU	WSU	CAL	COLO	USC	STAN	UW	ORE
Hodgins, Isaiah	59-876/5	2-40/0	4-59/0	14-200/2	2-19/0	1-44/0	DNP	3-24/0	11-146/2	8-129/0	3-37/0	3-45/1	8-133/0
Hernandez, Timmy	58-661/3	2-6/0	2-45/0	11-116/0	4-51/1	7-61/0	6-92/0	2-15/0	7-72/0	5-50/0	2-21/0	4-45/0	6-87/2
Bradford, Trevon	56-649/6	6-104/2	3-47/1	DNP	5-29/1	2-15/0	8-68/0	3-34/0	5-36/1	10-63/0	5-120/1	4-62/0	5-71/0
Pierce, Artavis	15-149/0	3-41/0	1-6/0	DNP	DNP	DNP	-	5-72/0	-	1-10/0	1-3/0	3-18/0	1-1/0
Jefferson, Jermar	25-147/0	1-5/0	3-27/0	2-13/0	3-18/0	-	1-4/0	1-1/0	6-49/0	5-33/0	-	2-7/0	1--8/0
Smalls, Isaiah	8-118/0	-	1-31/0	4-66/0	2-15/0	-	-	1-6/0	-	-	-	-	-
Taylor, Kolby	7-93/0	-	-	3-60/0	-	2-16/0	-	1-4/0	-	-	1-13/0	-	DNP
Togia, Noah	10-77/3	DNP	DNP	DNP	-	1-4/1	-	-	1-6/0	2-16/1	2-11/1	4-40/0	-
Flemings, Champ	4-68/0	-	-	-	-	-	2-42/0	-	2-26/0	-	-	-	-
Short, Aaron	3-42/0	DNP	2-27/0	-	DNP	DNP	1-15/0	-	-	-	-	DNP	-
Bodden, Andre	2-37/0	-	1-25/0	-	DNP	-	-	-	-	-	-	1-12/0	DNP
Irish, Jesiah	2-23/0	DNP	-	-	DNP	DNP	DNP	DNP	DNP	DNP	2-23/0	-	DNP
Allen, Tino	2-22/0	-	2-22/0	-	-	DNP	DNP	DNP	DNP	DNP	DNP	DNP	DNP
Rogers, Kase	3-13/0	-	-	1-4/0	2-9/0	-	-	DNP	DNP	DNP	DNP	DNP	-
Quitortiano, Teagan	2-13/0	-	-	DNP	DNP	1-5/0	-	-	1-8/0	-	-	-	-
Alfieri, Michael	1-8/0	DNP	DNP	DNP	DNP	-	-	-	-	-	1-8/0	-	-
Baylor, B.J.	2-4/0	-	-	DNP	DNP	2-4/0	-	1-2/0	1-2/0	-	DNP	-	-

ALL-PURPOSE YARDS GAME-BY-GAME

	TOTAL	OHST	SU	NEV	ARIZ	ASU	WSU	CAL	COLO	USC	STAN	UW	ORE
Jefferson, Jermar	1527	52	265	119	100	254	142	33	184	91	109	122	56
Bradford, Trevon	903	127	94	DNP	42	14	124	30	35	118	120	113	86
Hodgins, Isaiah	876	40	59	200	19	44	DNP	24	146	129	37	45	133
Hernandez, Timmy	664	6	45	116	51	64	92	15	72	50	21	45	87
Flemings, Champ	663	49	26	39	55	-	227	56	64	12	15	9	111
Pierce, Artavis	557	209	97	DNP	DNP	DNP	40	116	-	17	49	24	5
Smalls, Isaiah	118	-	31	66	15	-	-	6	-	-	-	-	-
Irish, Jesiah	118	DNP	-	15	DNP	DNP	DNP	DNP	DNP	DNP	23	80	DNP
Rogers, Kase	97	2	19	11	22	27	16	DNP	DNP	DNP	DNP	DNP	-
Taylor, Kolby	93	-	-	60	-	16	-	4	-	-	13	-	DNP
Baylor, B.J.	84	7	11	DNP	DNP	12	27	20	2	-	DNP	4	1
Togia, Noah	77	DNP	DNP	DNP	-	4	-	-	6	16	11	40	-
Bodden, Andre	64	-	25	-	DNP	-	-	-	-	-	-	39	DNP
Short, Aaron	42	DNP	27	-	DNP	DNP	15	-	-	-	-	DNP	-
Hayes, Kaleb	37	46	-	-	-	-	-	-	-	-	-	-9	-
Wilson, Shawn	33	33	-	-	-	-	-	-	-	-	-	-	-
McCartan, John	30	-	-	30	-	-	-	-	-	-	-	-	-
Alfieri, Michael	30	DNP	DNP	DNP	DNP	-	-	-	-	-	30	-	-
Allen, Tino	22	-	22	-	-	DNP	DNP	DNP	DNP	DNP	DNP	DNP	DNP
Smith, Shemar	17	-	-	-	-	-	-	-	-	-	17	-	-
Quitortiano, Teagan	13	-	-	DNP	DNP	5	-	-	8	-	-	-	-
Wallace, Christian	9	DNP	3	6	-	-	DNP	DNP	DNP	DNP	DNP	DNP	DNP
Soesman, Adam	6	-	6	-	-	-	-	-	-	-	-	-	DNP
Colletto, Jack	6	14	DNP	DNP	-1	DNP	-2	-10	-9	11	DNP	3	-
Bramscher, Bryce	5	-	5	-	DNP	-	-	-	-	-	-	-	-
Rodriguez, Daniel	-15	-	-	-	-15	-	-	-	-	-	-	-	-
Willard, Aidan	-15	DNP	DNP	DNP	DNP	-15	DNP	DNP	DNP	DNP	DNP	DNP	DNP
TEAM	-20	-17	-2	-	-	-1	-	-	-	-	-	-	-
Blount, Conor	-27	-43	15	-18	5	-18	19	-	DNP	DNP	8	5	DNP
Luton, Jake	-144	-5	4	-30	DNP	DNP	DNP	DNP	-11	-45	-17	-34	-6



PASSING GAME-BY-GAME

#2 Blount, Conor	Att	Comp	Int	Pct	Yards	TD	Long	Sack	Yds	Effic
Ohio State	19	12	0	63.2	169	2	49	5	43	172.6
Southern Utah	22	15	0	68.2	226	1	33	1	9	169.5
Nevada	20	12	1	60.0	175	1	40	2	18	140.0
Arizona	24	17	0	70.8	137	2	25	3	10	146.3
Arizona State	23	14	0	60.9	145	1	44	4	31	128.2
Washington State	21	15	0	71.4	172	0	46	4	22	140.2
California	13	6	1	46.2	42	0	24	3	20	57.9
Stanford	9	3	0	33.3	31	0	18	0	0	62.3
Washington	3	2	0	66.7	27	0	14	0	0	142.3
TOTALS	153	95	2	62.1	1117	7	49	21	149	135.9

#12 Colletto, Jack	Att	Comp	Int	Pct	Yards	TD	Long	Sack	Yds	Effic
Ohio State	4	1	0	25.0	2	0	2	0	0	29.2
Arizona	3	2	0	66.7	11	0	7	1	4	97.5
Washington State	5	3	0	60.0	49	0	40	0	0	142.3
California	20	11	1	55.0	104	0	13	4	27	88.7
Colorado	14	6	1	42.9	35	0	7	5	41	49.6
Oregon	1	0	1	0.0	0	0	0	0	0	-200.0
TOTALS	47	23	3	48.9	201	0	40	10	72	72.1

#18 Hernandez, Timmy	Att	Comp	Int	Pct	Yards	TD	Long	Sack	Yds	Effic
Nevada	1	0	0	0.0	0	0	0	0	0	0.0
Colorado	1	0	0	0.0	0	0	0	0	0	0.0
USC	1	0	0	0.0	0	0	0	0	0	0.0
Oregon	1	0	0	0.0	0	0	0	0	0	0.0
TOTALS	4	0	0	0.0	0	0	0	0	0	0.0

#6 Luton, Jake	Att	Comp	Int	Pct	Yards	TD	Long	Sack	Yds	Effic
Ohio State	1	1	0	100.0	25	0	25	0	0	310.0
Southern Utah	9	4	0	44.4	63	0	25	0	0	103.2
Nevada	35	23	1	65.7	284	1	51	3	28	137.6
Colorado	39	28	0	71.8	310	3	33	1	9	163.9
USC	45	31	0	68.9	301	1	43	6	42	132.4
Stanford	26	14	1	53.8	205	2	63	2	17	137.8
Washington	32	18	0	56.2	190	1	33	2	33	116.4
Oregon	37	21	2	56.8	282	2	41	2	6	127.8
TOTALS	224	140	4	62.5	1660	10	63	16	135	135.9

#39 Rodriguez, Daniel	Att	Comp	Int	Pct	Yards	TD	Long	Sack	Yds	Effic
Washington	1	1	0	100.0	12	0	12	0	0	200.8
TOTALS	1	1	0	100.0	12	0	12	0	0	200.8

#4 Willard, Aidan	Att	Comp	Int	Pct	Yards	TD	Long	Sack	Yds	Effic
Arizona State	1	0	0	0.0	0	0	0	1	11	0.0
TOTALS	1	0	0	0.0	0	0	0	1	11	0.0

PUNT RETURNS GAME-BY-GAME

	No-Yds	OHST	SU	NEV	ARIZ	ASU	WSU	CAL	COLO	USC	STAN	UW	ORE
Bradford, Trevon	5-47	-	1-47	DNP	-	-	1-0	2-0	1-0	-	-	-	-
Bodden, Andre	1-27	-	-	-	DNP	-	-	-	-	-	-	1-27	DNP
Irish, Jesiah	2-15	DNP	-	2-15	DNP	DNP	DNP	DNP	DNP	DNP	-	-	DNP
Hernandez, Timmy	1-0	-	-	-	-	1-0	-	-	-	-	-	-	-
Hayes, Kaleb	1-9	-	-	-	-	-	-	-	-	-	-	1-9	-

KICK RETURNS GAME-BY-GAME

	No-Yds	OHST	SU	NEV	ARIZ	ASU	WSU	CAL	COLO	USC	STAN	UW	ORE
Flemings, Champ	29-608	3-49	1-26	2-29	3-55	-	6-185	3-53	2-38	1-12	1-15	1-9	6-137
Irish, Jesiah	4-80	DNP	-	-	DNP	DNP	DNP	DNP	DNP	DNP	-	4-80	DNP
Bradford, Trevon	2-71	-	-	DNP	-	-	-	-	-	1-55	-	1-16	-
Rogers, Kase	2-37	-	1-19	-	-	-	1-18	DNP	DNP	DNP	DNP	DNP	-
Soesman, Adam	1-6	-	1-6	-	-	-	-	-	-	-	-	DNP	-
Bramscher, Bryce	2-5	-	2-5	-	DNP	-	-	-	-	-	-	-	-
Williams, Dwayne	1-0	-	1-0	-	-	-	-	-	-	-	-	DNP	-

INTERCEPTION RETURNS GAME-BY-GAME

	No-Yds	OHST	SU	NEV	ARIZ	ASU	WSU	CAL	COLO	USC	STAN	UW	ORE
Wilson, Shawn	1-33	1-33	-	-	-	-	-	-	-	-	-	-	-
Smith, Shemar	1-17	-	-	-	-	-	-	-	-	-	1-17	-	-
McCartan, John	1-30	-	-	1-30	-	-	-	-	-	-	-	-	-



TACKLES GAME-BY-GAME

	UA-A	TOT	OHST	SU	NEV	ARIZ	ASU	WSU	CAL	COLO	USC	STAN	UW	ORE
Moore, Jalen	70-32	102	5-3	0-4	4-4	13-1	7-1	7-1	7-6	6-3	3-3	6-0	6-1	6-5
Smith, Shemar	46-39	85	4-3	3-2	2-2	1-1	4-1	4-3	5-7	4-4	3-5	7-2	5-1	4-8
Taumoelau, Doug	28-26	54	4-1	2-4	4-0	2-2	2-0	2-1	0-3	3-4	2-3	0-1	3-0	4-7
Rashed Jr., Hamilcar	29-23	52	2-1	1-3	2-0	2-3	3-1	2-0	4-2	6-1	3-6	2-2	1-0	1-4
Wilson, Shawn	29-15	44	4-1	4-2	6-1	1-0	-	3-1	0-1	3-1	2-2	1-3	2-1	3-2
Hayes, Kaleb	30-14	44	1-2	3-1	3-1	3-1	4-1	3-1	1-1	4-0	3-1	3-1	0-2	2-2
Whetzel, Kee	22-17	39	2-3	5-2	2-0	1-3	1-2	0-2	0-2	1-0	2-1	1-1	6-1	1-0
Aydon, Elu	15-22	37	0-2	1-1	0-3	2-1	2-0	1-1	DNP	3-2	0-3	2-2	1-2	3-5
Tufaga, Isaiah	25-11	36	4-1	6-3	0-1	2-1	3-1	0-1	6-2	DNP	3-1	1-0	DNP	DNP
Manning Jr., Jeffrey	22-13	35	1-2	1-1	1-0	3-1	5-0	4-1	0-1	2-0	0-1	0-1	4-3	1-2
Willis, Jonathan	22-13	35	3-4	3-3	2-2	3-1	4-0	2-0	3-0	-	1-0	0-1	1-0	0-2
Hughes-Murray	18-15	33	2-2	1-3	0-1	1-1	0-1	0-1	1-0	5-1	3-0	1-1	3-3	1-1
Williams, Dwayne	26-6	32	7-1	4-2	3-0	1-1	2-0	2-0	3-1	3-0	1-1	-	DNP	-
Dunn, Isaiah	24-8	32	DNP	DNP	1-0	DNP	DNP	DNP	4-4	4-0	1-1	4-1	5-1	5-1
Hodgins, Isaac	13-17	30	2-0	2-4	1-0	2-1	2-1	0-2	-	1-1	0-2	1-2	0-2	2-2
Vakameilalo, Kalani	12-16	28	2-3	0-3	2-2	1-1	-	-	0-1	1-0	2-2	0-2	2-2	2-0
Tago, Matthew	12-7	19	0-1	1-0	-	1-1	2-1	1-3	1-0	-	2-1	-	DNP	4-0
Kell, Drew	10-8	18	1-1	3-2	-	-	-	-	0-2	1-1	2-1	3-0	-	0-1
Grant, Jaydon	11-5	16	2-0	0-1	DNP	DNP	-	1-1	1-0	-	-	5-1	-	2-2
McCartan, John	7-4	11	0-1	1-0	-	2-0	1-1	0-1	1-0	-	2-0	-	0-1	-
Fifita, Miki	3-3	6	0-2	0-1	-	2-0	-	-	-	-	-	1-0	-	-
Soesman, Adam	3-2	5	0-1	2-0	-	1-1	-	-	-	-	-	-	DNP	-
Reichner, Jeremy	4-1	5	DNP	DNP	DNP	DNP	DNP	DNP	0-1	1-0	-	DNP	1-0	2-0
Kelsey, Connor	4-0	4	2-0	-	-	1-0	-	-	-	-	-	-	-	1-0
Bodden, Andre	4-0	4	-	-	-	DNP	-	2-0	-	1-0	-	1-0	-	DNP
Williams, LaMone	2-2	4	1-1	-	0-1	-	-	-	-	-	1-0	-	-	-
Cotton, TraJon	2-1	3	DNP	DNP	DNP	DNP	2-1	-	DNP	DNP	DNP	DNP	DNP	DNP
Wilson, DeShon	3-0	3	DNP	DNP	DNP	DNP	DNP	3-0	-	DNP	DNP	DNP	DNP	DNP
Gardner, Justin	2-0	2	-	2-0	DNP	DNP	DNP	DNP	DNP	DNP	DNP	DNP	DNP	DNP
Robinson, Jaden	2-0	2	DNP	DNP	DNP	-	2-0	DNP	DNP	DNP	DNP	DNP	DNP	DNP
Leonnig, Luke	2-0	2	DNP	DNP	-	-	1-0	-	-	-	-	1-0	-	-
Choukair, Jordan	2-0	2	-	-	-	-	-	-	-	-	2-0	-	-	-
Alfieri, Michael	2-0	2	DNP	DNP	DNP	DNP	-	1-0	1-0	-	-	-	-	-
Bush, Jaelen	0-1	1	-	DNP	DNP	0-1	DNP	DNP	-	DNP	DNP	-	DNP	-
Anderson, Cody	1-0	1	-	-	1-0	-	DNP	DNP	DNP	DNP	DNP	-	-	DNP
Watson, Moku	1-0	1	-	1-0	-	-	-	DNP	DNP	-	DNP	-	-	-
Quitoriano, Teagan	0-1	1	-	-	DNP	DNP	-	-	-	-	-	0-1	-	-
Houston, Sumner	1-0	1	-	-	1-0	-	-	-	-	-	-	-	-	-
Togia, Noah	1-0	1	DNP	DNP	DNP	-	-	-	1-0	-	-	-	-	-
Hernandez, Timmy	1-0	1	-	-	-	-	-	-	-	-	-	-	-	1-0
Morris, David	1-0	1	DNP	DNP	DNP	DNP	DNP	DNP	DNP	DNP	DNP	DNP	-	1-0

SACKS GAME-BY-GAME

	UA-A	TOT	OHST	SU	NEV	ARIZ	ASU	WSU	CAL	COLO	USC	STAN	UW	ORE
Hughes-Murray	2-2	3.0	-	-	-	-	-	-	-	-	1.0-2	1.0-4	1.0-7	-
Rashed Jr., Hamilcar	2-1	2.5	-	-	-	1.5-12	-	-	1.0-2	-	-	-	-	-
Hodgins, Isaac	2-1	2.5	-	-	-	-	-	-	-	1.0-3	0.5-3	-	-	1.0-9
Whetzel, Kee	1-2	2.0	-	-	-	0.5-8	-	-	-	-	-	-	1.5-11	-
Taumoelau, Doug	0-2	1.0	-	-	-	-	-	-	-	-	0.5-4	-	-	0.5-5
Tago, Matthew	1-0	1.0	-	1.0-3	-	-	-	-	-	-	-	-	DNP	-
Smith, Shemar	0-2	1.0	-	-	-	-	-	-	-	-	-	-	0.5-4	0.5-4
Willis, Jonathan	1-0	1.0	-	1.0-4	-	-	-	-	-	-	-	-	-	-
Williams, LaMone	0-1	0.5	-	-	0.5-2	-	-	-	-	-	-	-	-	-
Aydon, Elu	0-1	0.5	-	-	0.5-3	-	-	-	DNP	-	-	-	-	-



TACKLES-FOR-LOSS GAME-BY-GAME

	UA-A	TOT	OHST	SU	NEV	ARIZ	ASU	WSU	CAL	COLO	USC	STAN	UW	ORE
Rashed Jr., Hamilcar	10-3	11.5	1.0-4	-	1.0-1	1.5-12	0.5-1	1.0-12	1.0-2	3.0-11	-	1.5-4	1.0-3	-
Vakameilalo, Kalani	4-3	5.5	-	-	1.5-6	-	-	-	-	-	-	0.5-1	2.5-15	1.0-1
Hughes-Murray	4-3	5.5	-	-	-	-	0.5-1	-	-	1.0-3	1.0-2	1.0-4	1.0-7	1.0-2
Aydon, Elu	3-3	4.5	-	-	0.5-3	-	1.0-1	-	DNP	0.5-0	-	1.0-1	1.5-3	-
Smith, Shemar	3-2	4.0	-	-	1.0-2	-	1.0-1	-	-	-	-	-	1.5-8	0.5-4
Tufaga, Isaiah	3-1	3.5	-	1.5-4	-	-	-	-	2.0-4	DNP	-	-	DNP	DNP
Hodgins, Isaac	3-1	3.5	-	-	1.0-1	-	-	-	-	1.0-3	0.5-3	-	-	1.0-9
Wilson, Shawn	2-1	2.5	-	0.5-1	1.0-5	-	-	-	-	-	-	-	1.0-14	-
Whetzel, Kee	1-2	2.0	-	-	-	0.5-8	-	-	-	-	-	-	1.5-11	-
Willis, Jonathan	2-0	2.0	-	1.0-4	-	-	-	-	-	-	-	-	1.0-4	-
Taumoelau, Doug	0-3	1.5	-	0.5-0	-	-	-	-	-	-	0.5-4	-	-	0.5-5
Moore, Jalen	0-2	1.0	-	0.5-0	0.5-1	-	-	-	-	-	-	-	-	-
McCartan, John	1-0	1.0	-	1.0-5	-	-	-	-	-	-	-	-	-	-
Dunn, Isaiah	1-0	1.0	DNP	DNP	-	DNP	DNP	DNP	-	-	-	-	1.0-2	-
Manning Jr., Jeffrey	1-0	1.0	-	-	-	-	1.0-4	-	-	-	-	-	-	-
Reichner, Jeromy	1-0	1.0	DNP	DNP	DNP	DNP	DNP	DNP	-	-	-	DNP	1.0-4	-
Tago, Matthew	1-0	1.0	-	1.0-3	-	-	-	-	-	-	-	-	DNP	-
Williams, LaMone	0-1	0.5	-	-	0.5-2	-	-	-	-	-	-	-	-	-
Kell, Drew	0-1	0.5	-	-	-	-	-	-	-	0.5-1	-	-	-	-

FUMBLES FORCED GAME-BY-GAME

	Number	OHST	SU	NEV	ARIZ	ASU	WSU	CAL	COLO	USC	STAN	UW	ORE
Tago, Matthew	2	-	-	-	1	-	-	-	-	1	-	DNP	-
Moore, Jalen	1	-	-	-	-	-	1	-	-	-	-	-	-
Vakameilalo, Kalani	1	-	-	1	-	-	-	-	-	-	-	-	-
Rashed Jr., Hamilcar	1	-	-	-	1	-	-	-	-	-	-	-	-
Williams, Dwayne	1	-	-	-	-	-	-	-	-	1	-	DNP	-

FUMBLES RECOVERD GAME-BY-GAME

	Number	OHST	SU	NEV	ARIZ	ASU	WSU	CAL	COLO	USC	STAN	UW	ORE
Moore, Jalen	1	-	-	-	-	-	-	-	-	1	-	-	-
Hughes-Murray, Andrzej	1	-	-	-	-	-	-	1	-	-	-	-	-
Whetzel, Kee	1	1	-	-	-	-	-	-	-	-	-	-	-
Tago, Matthew	1	-	-	-	1	-	-	-	-	-	-	DNP	-
Bradford, Trevon	1	-	-	DNP	-	-	1	-	-	-	-	-	-



TEAM GAME-HIGHS

Rushes	53	at Arizona State (9/29/18)
Yards Rushing	360	vs. Southern Utah (9/8/18)
Yards Per Rush	8.0	vs. Southern Utah (9/8/18)
TD Rushes	5	vs. Southern Utah (9/8/18)
		vs. Washington State (10/6/18)
Pass attempts	56	at Nevada (9/15/18)
Pass completions	35	at Nevada (9/15/18)
Yards Passing	459	at Nevada (9/15/18)
Yards Per Pass	9.3	vs. Southern Utah (9/8/18)
TD Passes	3	at Colorado (10/27/18)
Total Plays	99	at Colorado (10/27/18)
Total Offense	649	vs. Southern Utah (9/8/18)
Yards Per Play	8.5	vs. Southern Utah (9/8/18)
Points	48	vs. Southern Utah (9/8/18)
Sacks By	3	at Washington (11/17/18)
First Downs	28	at Nevada (9/15/18)
		at Colorado (10/27/18)
Penalties	11	vs. Washington State (10/6/18)
Penalty Yards	104	vs. Washington State (10/6/18)
Turnovers	4	vs. Oregon (11/23/18)
Interceptions By	1	at Ohio State (9/1/18)
		at Nevada (9/15/18)
		at Stanford (11/10/18)
Punts	8	vs. California (10/20/18)
Punting Avg	44.0	at Colorado (10/27/18)
Long Punt	62	at Washington (11/17/18)
Punts inside 20	3	vs. Arizona (9/22/18)
		vs. California (10/20/18)
		vs. USC (11/3/18)
Long Punt Return	47	vs. Southern Utah (9/8/18)

OPPONENT TEAM GAME-HIGHS

Rushes	62	vs. Oregon (11/23/18)
Yards Rushing	442	vs. Arizona (9/22/18)
Yards Per Rush	9.8	vs. Arizona (9/22/18)
TD Rushes	6	vs. Oregon (11/23/18)
Pass attempts	48	vs. Southern Utah (9/8/18)
Pass completions	31	vs. Southern Utah (9/8/18)
Yards Passing	430	vs. Washington State (10/6/18)
Yards Per Pass	10.8	vs. Washington State (10/6/18)
TD Passes	5	at Ohio State (9/1/18)
		vs. Washington State (10/6/18)
Total Plays	87	at Ohio State (9/1/18)
		vs. Southern Utah (9/8/18)
Total Offense	721	at Ohio State (9/1/18)
Yards Per Play	8.9	vs. Arizona (9/22/18)
Points	77	at Ohio State (9/1/18)
Sacks By	7	vs. California (10/20/18)
First Downs	35	at Ohio State (9/1/18)
Penalties	9	vs. Southern Utah (9/8/18)
Penalty Yards	70	vs. Southern Utah (9/8/18)
		at Colorado (10/27/18)
		at Stanford (11/10/18)
Turnovers	2	at Ohio State (9/1/18)
Interceptions By	3	vs. Oregon (11/23/18)
Punts	8	at Nevada (9/15/18)
Punting Avg	65.0	at Ohio State (9/1/18)
Long Punt	65	at Ohio State (9/1/18)
Punts inside 20	4	at Nevada (9/15/18)
		at Colorado (10/27/18)
Long Punt Return	29	at Nevada (9/15/18)

INDIVIDUAL GAME-HIGHS

Rushes	31	Jermar Jefferson at Arizona State (9/29/18)
Yards Rushing	254	Jermar Jefferson at Arizona State (9/29/18)
TD Rushes	4	Jermar Jefferson vs. Southern Utah (9/8/18)
		Jermar Jefferson vs. Washington State (10/6/18)
Long Rush	80	Artavis Pierce at Ohio State (9/1/18)
Pass attempts	45	Jake Luton vs. USC (11/3/18)
Pass completions	31	Jake Luton vs. USC (11/3/18)
Yards Passing	310	Jake Luton at Colorado (10/27/18)
TD Passes	3	Jake Luton at Colorado (10/27/18)
Long Pass	63	Jake Luton at Stanford (11/10/18)
Receptions	14	Isaiah Hodgins at Nevada (9/15/18)
Yards Receiving	200	Isaiah Hodgins at Nevada (9/15/18)
TD Receptions	2	Trevon Bradford at Ohio State (9/1/18)
		Isaiah Hodgins at Nevada (9/15/18)
		Isaiah Hodgins at Colorado (10/27/18)
		Timmy Hernandez vs. Oregon (11/23/18)
Long Reception	63	Trevon Bradford at Stanford (11/10/18)
Field Goals	3	Jordan Choukair at Washington (11/17/18)
Long Field Goal	47	Jordan Choukair at Washington (11/17/18)
Punts	8	Daniel Rodriguez vs. California (10/20/18)
Punting Avg	44.0	Daniel Rodriguez at Colorado (10/27/18)
Long Punt	62	Daniel Rodriguez at Washington (11/17/18)
Punts inside 20	3	Daniel Rodriguez vs. Arizona (9/22/18)
		Daniel Rodriguez vs. California (10/20/18)
		Daniel Rodriguez vs. USC (11/3/18)
Long Punt Return	47	Trevon Bradford vs. Southern Utah (9/8/18)
Long Kickoff Return	57	Champ Flemings vs. Washington State (10/6/18)
Tackles	14	Jalen Moore vs. Arizona (9/22/18)
Sacks	1.5	Hamilcar Rashed Jr. vs. Arizona (9/22/18)
		Kee Whetzel at Washington (11/17/18)
Tackles For Loss	3.0	Hamilcar Rashed Jr. at Colorado (10/27/18)
Interceptions	1	Shawn Wilson at Ohio State (9/1/18)
		John McCartan at Nevada (9/15/18)
		Shemar Smith at Stanford (11/10/18)

OPPONENT INDIVIDUAL GAME-HIGHS

Rushes	33	Travis Dye vs. Oregon (11/23/18)
Yards Rushing	312	Eno Benjamin at Arizona State (9/29/18)
TD Rushes	4	CJ Verdell vs. Oregon (11/23/18)
Long Rush	75	Travon McMillan at Colorado (10/27/18)
Pass attempts	48	Chris Helbig vs. Southern Utah (9/8/18)
Pass completions	31	Chris Helbig vs. Southern Utah (9/8/18)
Yards Passing	430	Gardner Minshew vs. Washington State (10/6/18)
TD Passes	5	Dwayne Haskins at Ohio State (9/1/18)
		Gardner Minshew vs. Washington State (10/6/18)
Long Pass	75	Dwayne Haskins at Ohio State (9/1/18)
		KJ Costello at Stanford (11/10/18)
Receptions	13	K.D. Nixon at Colorado (10/27/18)
Yards Receiving	198	K.D. Nixon at Colorado (10/27/18)
TD Receptions	4	Colby Parkinson at Stanford (11/10/18)
Long Reception	75	Terry McLaurin at Ohio State (9/1/18)
	75	Colby Parkinson at Stanford (11/10/18)
Field Goals	2	Manny Berz vs. Southern Utah (9/8/18)
		Evan Price at Colorado (9/8/18)
Long Field Goal	46	Michael Brown vs. USC (11/3/18)
Punts	7	Quinton Conaway at Nevada (9/15/18)
Punting Avg	65.0	Drue Chrisman at Ohio State (9/1/18)
Long Punt	65	Drue Chrisman at Ohio State (9/1/18)
Punts inside 20	4	Davis Price at Colorado (10/27/18)
Long Punt Return	29	Romeo Doubs at Nevada (9/15/18)
Long Kickoff Return	37	Velus Jones vs. USC (11/3/18)
Tackles	11	Jomon Dotson at Nevada (9/15/18)
		Peyton Pelluer vs. Washington State (10/6/18)
		Evan Weaver vs. California (10/20/18)
		Ben Burr-Kirven at Washington (11/17/18)
Sacks	2.5	Christian Rector vs. USC (11/3/18)
Tackles For Loss	4.0	Colin Schooler vs. Arizona (9/22/18)
		Nate Landman at Colorado (10/27/18)
Interceptions	2	Thomas Graham Jr. vs. Oregon (11/23/18)



2018 STARTING LINEUPS

OFFENSE

Date	Opponent	LT	LG	C	RG	RT	TE	WR	WR	WR	QB	RB
9/1	@ Ohio State	Brandel	Lavaka	Houston	Demogerontas	Moore	Quitoriano	Bradford	Hodgins	Hernandez	Luton	Pierce
9/8	Southern Utah	Brandel	Lavaka	Houston	Demogerontas	Moore	Quitoriano	Bradford	Hodgins	Hernandez	Blount	Pierce
9/15	@ Nevada	Brandel	Lavaka	Houston	Demogerontas	Moore	Smalls	Q. Smith (TE)	Hodgins	Hernandez	Blount	Jefferson
9/22	Arizona	Brandel	Lavaka	Houston	Delp	Moore	Togia	Bradford	Hodgins	Hernandez	Blount	Jefferson
9/29	@ Arizona St.	Brandel	Lavaka	Houston	Delp	Moore	Togia	Bradford	Hodgins	Hernandez	Blount	Jefferson
10/6	Washington St.	Brandel	Lavaka	Houston	Delp	Moore	Togia	Quitoriano (TE)	Bradford	Hernandez	Blount	Jefferson
10/20	California	Brandel	Lavaka	Houston	Delp	Moore	Togia	Bradford	Hodgins	Hernandez	Blount	Pierce
10/27	@ Colorado	Brandel	Lavaka	Houston	Delp	Moore	Togia	Bradford	Hodgins	Hernandez	Colletto	Jefferson
11/3	USC	Brandel	Lavaka	Houston	Delp	Moore	Togia	Bradford	Quitoriano (TE)	Hernandez	Luton	Jefferson
11/10	@ Stanford	Brandel	Lavaka	Houston	Delp	Moore	Togia	Bradford	Hodgins	Hernandez	Luton	Jefferson
11/17	@ Washington	Brandel	Lavaka	Houston	Delp	Moore	Togia	Bradford	Irish	Hernandez	Luton	Jefferson
11/23	Oregon	Brandel	Lavaka	Houston	Delp	Moore	Togia	Bradford	Hodgins	Hernandez	Luton	Jefferson

DEFENSE

Date	Opponent	DE	NT	DT	LB	LB	LB	LB	CB	S	S	CB
9/1	@ Ohio State	Hodgins	Vakameilalo	Fifita	Rashed	Willis	H.-Murray	Tufaga	Hayes	Moore	S. Wilson	D. Williams
9/8	Southern Utah	Hodgins	Vakameilalo	Fifita	Whetzel	Willis	H.-Murray	Smith	Hayes	Moore	S. Wilson	D. Williams
9/15	@ Nevada	Aydon (DT)	Vakameilalo	Fifita	Rashed	Willis	H.-Murray	Smith	Dunn	Moore	S. Wilson	D. Williams
9/22	Arizona	Hodgins	Vakameilalo	Fifita	Rashed	Willis	H.-Murray	Tufaga	Hayes	Moore	S. Wilson	D. Williams
9/29	@ Arizona St.	Hodgins	Vakameilalo	Tufaga (LB)	Rashed	Smith	H.-Murray	Manning (S)	Hayes	Moore	S. Wilson	D. Williams
10/6	Washington St.	Hodgins	Vakameilalo	Tufaga (LB)	Rashed	Smith	H.-Murray	Manning (S)	Hayes	Moore	S. Wilson	D. Williams
10/20	California	Hodgins	Vakameilalo	L. Williams	Rashed	Willis	H.-Murray	Smith	Hayes	Moore	S. Wilson	D. Williams
10/27	@ Colorado	Hodgins	Vakameilalo	Fifita	Rashed	Taumoelau	H.-Murray	Smith	Dunn	Moore	S. Wilson	D. Williams
11/3	USC	Hodgins	Vakameilalo	L. Williams	Rashed	Taumoelau	H.-Murray	Smith	Dunn	Moore	S. Wilson	D. Williams
11/10	@ Stanford	Hodgins	Vakameilalo	Tago (LB)	Rashed	Smith	Tufaga	Hayes (CB)	Dunn	Moore	S. Wilson	D. Williams
11/17	@ Washington	Hodgins	Vakameilalo	L. Williams	Rashed	Smith	H.-Murray	Taumoelau	Dunn	Moore	S. Wilson	Hayes
11/23	Oregon	Hodgins	Vakameilalo	Fifita	Whetzel	Smith	H.-Murray	Willis	Hayes	Moore	S. Wilson	D. Williams

2018 PARTICIPATION LIST

Name	Games Played	Games Missed	Name	Games Played	Games Missed
Alfieri, Mikey	8	OHST, SUU, NEV, ARIZ	Loecher, Luke	3	All but ARIZ, ASU, WSU
Allen, Tino	4	ASU, WSU, CAL, COLO, USC, STAN, WASH, ORE	Luton, Jake	8	ARIZ, ASU, WSU, CAL
Anderson, Cody	6	ASU, WSU, CAL, COLO, USC, ORE	Manning Jr., Jeffrey	12	
Aydon, Elu	11	CAL	McCartan, John	12	
Baylor, B.J.	9	NEV, ARIZ, STAN	Montibon, Keli'i	3	All but OHST, SUU, COLO
Blount, Conor	9	COLO, USC, ORE	Moore, Jalen	12	
Bodden, Andre	10	ARIZ, ORE	Moore, Trent	12	
Bradford, Trevon	11	NEV	Moran, Mason	11	OHST
Bramscher, Bryce	11	ARIZ	Morris, David	2	All but WASH, ORE
Brandel, Blake	12		Pierce, Artavis	9	NEV, ARIZ, ASU
Bush, Jaelen	5	SUU, NEV, ASU, WSU, COLO, USC, WASH	Quitoriano, Teagan	10	NEV, ARIZ
Choukair, Jordan	12		Rashed Jr., Hamilcar	12	
Colletto, Jack	8	SUU, NEV, ASU, STAN	Reichner, Jeromy	5	OHST, SUU, NEV, ARIZ, ASU, WSU, CAL, STAN
Cordasco, Clay	9	NEV, ARIZ, ORE	Robinson, Jaden	2	All but ARIZ, ASU
Cotton, TraJon	2	All but ASU, WSU	Rodriguez, Daniel	12	
Delp, Kammy	12		Rogers, Kase	7	CAL, COLO, USC, STAN, WASH
Demogerontas, Yanni	8	ARIZ, WSU, CAL, USC	Sharp, Riley	4	OHST, SUU, NEV, ARIZ, ASU, WSU, CAL, COLO
Dunn, Isaiah	7	OHST, SUU, ARIZ, ASU, CAL	Short, Aaron	8	OHST, ARIZ, ASU, WASH
Fifita, Miki	12		Smalls, Isaiah	12	
Firth, Keegan	12		Smith, Quinn	5	ARIZ, WSU, CAL, COLO, USC, STAN, WASH
Flemings, Champ	12		Smith, Shemar	12	
Garcia, Isaac	10	STAN, ORE	Soesman, Adam	11	WASH
Gardner, Justin	2	All but OHST, SUU	Tago, Matthew	11	WASH
Grant, Jaydon	10	NEV, ARIZ	Taumoelau, Doug	12	
Hayes, Kaleb	12		Taylor, Kolby	11	ORE
Hernandez, Timmy	12		Togia, Noah	9	OHST, SUU, NEV
Hodgins, Isaac	12		Tufaga, Isaiah	9	COLO, WASH, ORE
Hodgins, Isaiah	11	WSU	Vakameilalo, Kalani	12	
Houston, Sumner	12		Wallace, Christian	4	OHST, WSU, CAL, COLO, USC, STAN, WASH, ORE
Hughes-Murray, Andrzej	12		Watson, Moku	9	WSU, CAL, USC
Irish, Isaiah	4	OHST, ARIZ, ASU, WSU, CAL, COLO, USC, ORE	Wellsfry, Brock	2	All but OHST, SUU
Jefferson, Jermar	12		Whetzel, Kee	12	
Kell, Drew	12		Willard, Aidan	1	All but ASU
Kelsey, Connor	12		Williams, Dwayne	11	WASH
Keobounnam, Nous	11	ARIZ	Williams, LaMone	12	
Kipper, Brandon	3	All but COLO, STAN, WASH	Willis, Jonathan	12	
Lavaka, Gus	12		Wilson, DeShon	2	All but WSU, CAL
Leonnig, Luke	10	OHST, SUU	Wilson, Shawn	12	
Levendgood, Jake	2	All but STAN, WASH			



1

#5 Ohio State 77, Oregon State 31

September 1, 2018

Columbus, Ohio | Ohio Stadium

Score by Quarters	1	2	3	4	Final
Oregon State	7	7	17	0	31
Ohio State	21	21	14	21	77

Attendance: 102,169
Weather: 84 deg. • Wind: W9 mph • Cloudy

Scoring Summary

Qtr	Time	Team	Scoring Play	Plays-Yards	TOP
1st	11:17	OHST	McLaurin 2-yd pass from Haskins (Nuerenberger kick)	5-57	1:13
1st	10:35	OSU	Bradford 49-yd pass from Blount (Choukair kick)	3-75	0:42
1st	8:20	OHST	Weber 16-yd run (Nuerenberger kick)	8-65	2:15
1st	3:41	OHST	Berry 6-yd pass from Haskins (Nuerenberger kick)	8-75	2:04
2nd	12:25	OHST	Weber 49-yd run (Nuerenberger kick)	6-75	1:56
2nd	7:58	OHST	Weber 3-yd pass from Haskins (Nuerenberger kick)	10-59	2:53
2nd	4:30	OHST	Bosa 0-yd fumble recovery (Nuerenberger kick)	0-0	0:00
2nd	0:19	OSU	Bradford 7-yd pass from Blount (Choukair kick)	11-75	4:11
3rd	14:45	OHST	McLaurin 75-yd pass from Haskins (Nuerenberger kick)	1-75	0:15
3rd	14:26	OSU	Pierce 80-yd run (Choukair kick)	1-80	0:14
3rd	11:55	OHST	Campbell 8-yd pass from Haskins (Nuerenberger kick)	10-75	2:31
3rd	11:06	OSU	Pierce 78-yd run (Choukair kick)	2-76	0:42
3rd	5:25	OSU	Choukair 23-yd field goal	6-14	1:51
4th	14:25	OHST	Weber 4-yd run (Nuerenberger kick)	11-79	5:54
4th	9:26	OHST	Snead 2-yd run (Nuerenberger kick)	8-46	3:06
4th	3:50	OHST	Teague 33-yd run (Nuerenberger kick)	7-71	3:35

Statistical Summary

	Oregon State	Ohio State
First Downs	15	35
Rushing	6	18
Passing	7	14
Penalty	2	3
Net Rushing	196	375
Net Passing	196	346
Pass Attempts	24	34
Pass Comp.	14	25
Pass INT	0	1
Total Offense	392	721
Offensive Plays	63	87
Fumbles-Lost	5-2	1-1
Penalties-Yards	5-49	6-50
Punts-Yards	6-244	1-65
Punt Returns-Yards	0-0	3-31
Kickoff Returns-Yards	3-49	1-21
Possession Time	28:44	31:16
3rd Down Conversions	6-16	12-15
4th Down Conversions	0-0	1-1
Red Zone Scores-Chances	2-2	7-8
Touchdowns	1-2	7-8
Field Goals	1-2	0-8
Sacks by - Yards	0-0	5-43
Points off turnovers	3	14

RUSHING: Oregon State-Pierce, Artavis 11-168; Jefferson, J. 8-47; Bradford, T. 3-23; Colletto, Jack 4-14; Baylor, B.J. 2-7; Rogers, Kase 2-2; Luton, Jake 1-minus 5; TEAM 2-minus 17; Blount, Conor 6-minus 43.
Ohio State-Weber, Mike 20-186; Dobbins, J.K. 15-74; Teague, Master 6-56; Snead, Brian 7-25; Haskins, Dwayne 2-24; Martell, Tate 2-4; TEAM 1-minus 2; Saunders, C.J. 0-8.

PASSING: Oregon State-Blount, Conor 12-19-0-169; Colletto, Jack 1-4-0-2; Luton, Jake 1-1-0-25.
Ohio State-Haskins, Dwayne 22-30-1-313; Martell, Tate 3-4-0-33.

RECEIVING: Oregon State-Bradford, T. 6-104; Pierce, Artavis 3-41; Hodgins, Isaiah 2-40; Hernandez, T. 2-6; Jefferson, J. 1-5.
Ohio State-Hill, K.J. 6-82; Mack, Austin 5-69; McLaurin, Terry 4-121; Campbell, P. 4-22; Harris, Jaylen 1-15; Ruckert, Jeremy 1-13; Dixon, Johnnie 1-10; Berry, Rashod 1-6; Olave, Chris 1-5; Weber, Mike 1-3.

INTERCEPTIONS: Oregon State-Wilson, Shawn 1-33; Hayes, Kaleb 0-46.
Ohio State-None.

SACKS (UA-A): Oregon State-None.
Ohio State-Jones, Dre'Mont 2-0; Bosa, Nick 2-0; Werner, Pete 1-0.

TACKLES (UA-A): Oregon State-Williams, D. 7-1; Moore, Jalen 5-3; Smith, Shemar 4-3; Willis, J. 3-4; Taumoelau, Doug 4-1; Wilson, Shawn 4-1; Tufaga, Isaiah 4-1; Vakameilalo, K. 2-3; Whetzel, Kee 2-3; Hughes-Murray 2-2; Rashed Jr., H. 2-1; Hayes, Kaleb 1-2; Manning Jr., J. 1-2; Grant, Jaydon 2-0; Kelsey, Connor 2-0; Hodgins, Isaac 2-0; Williams, L. 1-1; Keli, Drew 1-1; Aydon, Elu 0-2; Fifita, Miki 0-2; Tago, Matthew 0-1; Soesman, Adam 0-1; McCartan, John 0-1.
Ohio State-Wint, Jahsen 5-0; Werner, Pete 4-1; Sheffield, K. 4-0; Bosa, Nick 2-2; Browning, Baron 1-3; Jones, Dre'Mont 3-0; Hilliard, J. 3-0; Togiak, Tommy 2-1; Harrison, Malik 2-1; Booker, Dante 1-2; Wade, Shaun 1-2; Okudah, Jeffrey 2-0; Young, Chase 1-1; Cornell, Jashon 1-1; Vincent, Taron 1-1; Arnette, Damon 1-1; Pryor, Isaiah 0-2; White, Brendon 0-2; Haskins, Dwayne 1-0; Landers, Robert 1-0; Prince, Isaiah 1-0; Friday, Tyler 1-0; Smith, Tyreke 0-1; Jackson, A. 0-1; Olave, Chris 0-1; TEAM 0-1.

2

Oregon State 48, Southern Utah 25

September 8, 2018

Corvallis, Ore. | Reser Stadium

Score by Quarters	1	2	3	4	Final
Southern Utah	0	7	9	9	25
Oregon State	17	24	0	7	48

Attendance: 36,448
Weather: 72 deg. • Wind: WNW 9 mph • Mostly Sunny

Scoring Summary

Qtr	Time	Team	Scoring Play	Plays-Yards	TOP
1st	11:44	OSU	Choukair 23-yd field goal	10-69	3:16
1st	7:14	OSU	Jefferson 6-yd run (Choukair kick)	9-36	3:15
1st	4:40	OSU	Pierce 2-yd run (Choukair kick)	6-79	1:43
2nd	10:46	OSU	Jefferson 32-yd run (Choukair kick)	8-90	2:06
2nd	8:15	OSU	Bradford 33-yd pass from Blount (Choukair kick)	4-60	1:13
2nd	6:42	OSU	Jefferson 62-yd run (Choukair kick)	1-62	0:14
2nd	4:43	SUU	Harris 43-yd pass from Helbig (Berz kick)	5-74	1:53
2nd	0:00	OSU	Choukair 32-yd field goal	4-18	0:22
3rd	11:16	SUU	Berz 36-yd field goal	8-57	3:44
3rd	6:45	SUU	Helbig 2-yd run (Larsen pass failed)	8-70	2:28
4th	12:04	SUU	Berz 38-yd field goal	7-50	2:04
4th	6:58	OSU	Jefferson 7-yd run (Choukair kick)	6-55	2:43
4th	3:34	SUU	Green 21-yd pass from Helbig (Berz kick blocked)	11-75	3:24

Statistical Summary

	Southern Utah	Oregon State
First Downs	27	27
Rushing	8	14
Passing	16	13
Penalty	3	0
Net Rushing	148	360
Net Passing	340	289
Pass Attempts	48	31
Pass Comp.	31	19
Pass INT	0	0
Total Offense	488	649
Offensive Plays	86	76
Fumbles-Lost	0-0	2-1
Penalties-Yards	9-70	5-70
Punts-Yards	5-197	3-114
Punt Returns-Yards	0-0	1-46
Kickoff Returns-Yards	1-25	6-56
Possession Time	33:22	26:38
3rd Down Conversions	7-18	4-11
4th Down Conversions	1-4	2-2
Red Zone Scores-Chances	3-4	5-6
Touchdowns	1-4	3-6
Field Goals	2-4	2-6
Sacks by - Yards	1-9	2-7
Points off turnovers	0	0

RUSHING: Southern Utah-FELILA, James 12-51; GREEN, Jay 15-49; HELBIG, Chris 9-37; RUTLEDGE, Ty 1-8; DILLARD, Leion 1-3.

Oregon State-Jefferson, J. 22-238; Pierce, Artavis 11-91; Blount, Conor 5-15; Baylor, B.J. 4-11; Luton, Jake 1-4; Wallace, C. 1-3; TEAM 1-minus 2.

PASSING: Southern Utah-HELBIG, Chris 31-48-0-340.
Oregon State-Blount, Conor 15-22-0-226; Luton, Jake 4-9-0-63.

RECEIVING: Southern Utah-MEASOM, Landen 7-67; PARKER, Logan 6-73; RUTLEDGE, Ty 5-50; HILL, McCoy 4-47; FELILA, James 3-9; HARRIS, Frank 2-47; GREEN, Jay 1-21; CROYLE, Alex 1-13; BAKER, Carlos 1-8; DILLARD, Leion 1-5.
Oregon State-Hodgins, Isaiah 4-59; Bradford, T. 3-47; Jefferson, J. 3-27; Hernandez, T. 2-45; Short, Aaron 2-27; Allen, Tino 2-22; Smallis, Isaiah 1-31; Bodden, Andre 1-25; Pierce, Artavis 1-6.

INTERCEPTIONS: Southern Utah-None.
Oregon State-None.

SACKS (UA-A): Southern Utah-AFATASI, Lehi 1-0.
Oregon State-Tago, Matthew 1-0; Willis, J. 1-0.

TACKLES (UA-A): Southern Utah-AHANONU, C 8-2; STANLEY, AJ 6-2; NELSON, Taylor 5-1; RUSSELL, Jalen 5-1; WEBB, Taelin 4-2; TAYLOR, Logan 3-0; HOLT, Elijah 2-1; AFATASI, Lehi 2-1; FIAME, Raymond 1-2; SIMS, Alex 0-3; SIMS, Mike 2-0; RAINEY, Antwaun 2-0; KRUGER, Mark 1-1; GRAY, Akili 1-1; RICHARDSON, D 1-1; ASI, Watson 0-2; GREEN, Jay 1-0; BURGUENO, Oscar 1-0; PEDPLES, D 1-0; HANNEMANN, Kyle 1-0; CLARK, Jayden 1-0; STEPHENS, Lloyd 0-1; NED, Zeivaun 0-1.
Oregon State-Tufaga, Isaiah 6-3; Whetzel, Kee 5-2; Wilson, Shawn 4-2; Williams, D. 4-2; Willis, J. 3-3; Taumoelau, Doug 2-4; Smith, Shemar 3-2; Keli, Drew 3-2; Hodgins, Isaac 2-3; Hayes, Kaleb 3-1; Hughes-Murray 1-3; Rashed Jr., H. 1-3; Moore, Jalen 0-4; Vakameilalo, K. 0-3; Gardner, Justin 2-0; Soesman, Adam 2-0; Manning Jr., J. 1-1; Watson, Moku 1-0; McCartan, John 1-0; Aydon, Elu 1-0; Tago, Matthew 1-0; Fifita, Miki 0-1; Grant, Jaydon 0-1.



3

Nevada 37, Oregon State 35
 September 15, 2018
 Reno, Nev. | Mackay Stadium

Score by Quarters	1	2	3	4	Final
Oregon State	7	14	0	14	35
Nevada	16	14	0	7	37

Attendance: 20,462
 Weather: 71 deg. • Wind: Moderate • Partly Cloudy

Scoring Summary

Qtr	Time	Team	Scoring Play	Plays-Yards	TOP
1st	12:00	NEV	Taua 5-yd run (Ahmed kick)	8-75	3:00
1st	8:15	OSU	Hodgins 5-yd pass from Blount (Choukair kick)	10-75	3:45
1st	2:17	NEV	Ahmed 26-yd field goal	14-66	5:58
1st	0:01	NEV	Mannix 24-yd pass from Gangi (Ahmed kick failed)	3-26	1:08
2nd	12:33	NEV	Kincaide 9-yd pass from Gangi (Ahmed kick)	2-29	0:31
2nd	10:18	NEV	Reed 48-yd fumble recovery (Ahmed kick)	-	-
2nd	4:12	OSU	Jefferson 2-yd run (Choukair kick)	7-39	2:32
2nd	0:22	OSU	Hodgins 3-yd pass from Luton (Choukair kick)	14-87	3:01
4th	11:40	OSU	Jefferson 1-yd run (Choukair kick)	5-42	1:47
4th	9:13	NEV	Moore 1-yd run (Ahmed kick)	6-75	2:27
4th	4:40	OSU	Rogers 1-yd run (Choukair kick)	4-40	1:01

Statistical Summary	Oregon State	Nevada
First Downs	28	17
Rushing	9	6
Passing	17	10
Penalty	2	1
Net Rushing	81	156
Net Passing	459	201
Pass Attempts	56	37
Pass Comp.	35	18
Pass INT	2	1
Total Offense	540	357
Offensive Plays	96	67
Fumbles-Lost	1-1	1-0
Penalties-Yards	7-60	5-60
Punts-Yards	6-232	8-355
Punt Returns-Yards	2-15	1-29
Kickoff Returns-Yards	2-29	0-0
Possession Time	34:47	25:13
3rd Down Conversions	3-15	4-14
4th Down Conversions	3-3	0-0
Red Zone Scores-Chances	5-7	4-4
Touchdowns	5-7	3-4
Field Goals	0-7	1-4
Sacks by - Yards	1-5	5-46
Points off turnovers	7	13

RUSHING: Oregon State-Jefferson, J. 25-106; Flemings, Champ 1-10; Rogers, Kase 3-7; Wallace, C. 1-6; Blount, Conor 6-minus 18; Luton, Jake 4-minus 30.
Nevada-TAUA, Toa 12-81; GANGI, Ty 8-61; MOORE, Kelton 7-20; KINCAIDE, J. 1-4; LEE, Devonte 1-1; TEAM 1-minus 11.

PASSING: Oregon State-Luton, Jake 23-35-1-284; Blount, Conor 12-20-1-175; Hernandez, T. 0-1-0-0.
Nevada-GANGLI, Ty 17-35-1-195; FOSSUM, Kaleb 0-1-0-0; TAUA, Toa 1-1-0-6.

RECEIVING: Oregon State-Hodgins, Isaiah 14-200; Hernandez, T. 11-116; Smalls, Isaiah 4-66; Taylor, Kolby 3-60; Jefferson, J. 2-13; Rogers, Kase 1-4.
Nevada-MANNIX, McLane 5-85; KINCAIDE, J. 4-12; O'LEARY-ORANGE 3-39; DOUBBS, Romeo 2-38; MOORE, Kelton 1-12; TAUA, Toa 1-8; FOSSUM, Kaleb 1-6; ARMSTRONG, T. 1-1.

INTERCEPTIONS: Oregon State-McCartan, John 1-30.
Nevada-DOTSON, Jomon 1-15; ROBINS, Berdale 1-0.

SACKS (UA-A): Oregon State-Williams, L. 0-1; Aydon, Elu 0-1.
Nevada-BROADY, Maliek 1-0; MEDER, Kaleb 1-0; RUFUS, Asauni 1-0; RUSH, Corey 1-0; REED, Malik 1-0.

TACKLES (UA-A): Oregon State-Wilson, Shawn 6-1; Moore, Jalen 3-4; Taumoelau, Doug 4-0; Hayes, Kaleb 3-1; Vakameilalo, K. 2-2; Willis, J. 2-2; Smith, Shemar 2-2; Williams, D. 3-0; Aydon, Elu 0-3; Whetzel, Kee 2-0; Rashed Jr., H. 2-0; Houston, Sumner 1-0; Dunn, Isaiah 1-0; Anderson, Cody 1-0; Cotton, TraJon 1-0; Hodgins, Isaac 1-0; Manning Jr., J. 1-0; Williams, L. 0-1; Tufaga, Isaiah 0-1; Hughes-Murray 0-1.
Nevada-DOTSON, Jomon 11-0; ROBINS, Berdale 9-0; BABER, Dameron 5-4; RUFUS, Asauni 6-1; RUSH, Corey 4-1; REED, Malik 3-2; WEBER, Lucas 4-0; BRENT, Justin 3-1; SEWELL, Nephth 2-2; ADAMS, Kyle 3-0; HALL, Lawson 3-0; MEDER, Kaleb 1-2; PETERSON, Dom 2-0; BROWN, Daniel 1-1; LOPEZ, Adam 1-1; HAMMOND, Sam 1-1; LEDBETTER, J. 1-0; TOURAY, Lamin 1-0; BROADY, Maliek 1-0; CARTER-WELLS, T. 1-0; LEE, Devonte 1-0; SEWELL, Gabe 0-1; MCDADE, Jarius 0-1.

4

Arizona 35, Oregon State 14
 September 22, 2018
 Corvallis, Ore. | Reser Stadium

Score by Quarters	1	2	3	4	Final
Arizona	7	7	7	14	35
Oregon State	7	0	0	7	14

Attendance: 33,022
 Weather: 65 deg. • Wind: W 9 mph • Cloudy

Scoring Summary

Qtr	Time	Team	Scoring Play	Plays-Yards	TOP
1st	12:37	ARIZ	Taylor 40-yd run (Havrisik kick)	5-58	1:18
1st	0:56	OSU	Bradford 8-yd pass from Blount (Choukair kick)	13-85	5:13
2nd	8:25	ARIZ	Brown 21-yd pass from Tate (Havrisik kick)	10-90	4:26
3rd	10:39	ARIZ	Poindexter 16-yd pass from Tate (Havrisik kick)	12-75	4:21
4th	13:23	ARIZ	Brightwell 8-yd run (Havrisik kick)	9-94	3:32
4th	6:54	OSU	Hernandez 25-yd pass from Blount (Choukair kick)	13-75	6:29
4th	5:26	ARIZ	Taylor 62-yd run (Havrisik kick)	3-75	1:28

Statistical Summary	Arizona	Oregon State
First Downs	29	18
Rushing	21	9
Passing	8	7
Penalty	0	2
Net Rushing	442	97
Net Passing	152	141
Pass Attempts	17	26
Pass Comp.	9	18
Pass INT	0	0
Total Offense	594	238
Offensive Plays	68	70
Fumbles-Lost	3-1	3-0
Penalties-Yards	7-55	5-50
Punts-Yards	1-54	7-297
Punt Returns-Yards	2-21	0-0
Kickoff Returns-Yards	1-21	3-55
Possession Time	27:05	32:55
3rd Down Conversions	4-8	8-17
4th Down Conversions	1-1	1-2
Red Zone Scores-Chances	2-3	1-2
Touchdowns	2-3	1-2
Field Goals	0-3	0-2
Sacks by - Yards	3-10	2-20
Points off turnovers	0	0

RUSHING: Arizona-Taylor, J.J. 27-284; Brightwell, G. 13-113; Brown, S. 1-27; Rodriguez, R. 1-8; Glatting, J. 1-8; Mariscal, A. 2-8; Leon, B. 1-5; TEAM 1-minus 2; Tate, K. 4-minus 9.

Oregon State-Jefferson, J. 19-82; Bradford, T. 1-13; Rogers, Kase 8-13; Colletto, Jack 2-3; Blount, Conor 12-1; Flemings, Champ 1-0; Rodriguez, D. 1-minus 15.

PASSING: Arizona-Tate, K. 9-17-0-152.
Oregon State-Blount, Conor 17-24-0-137; Colletto, Jack 1-2-0-4.

RECEIVING: Arizona-Poindexter, S. 4-92; Brown, S. 3-42; Cooper, D. 1-10; Berryhill, S. 1-8.
Oregon State-Bradford, T. 5-29; Hernandez, T. 4-51; Jefferson, J. 3-18; Hodgins, Isaiah 2-19; Smalls, Isaiah 2-15; Rogers, Kase 2-9.

INTERCEPTIONS: Arizona-None.
Oregon State-None.

SACKS (UA-A): Arizona-Harris, J. 1-0; Johnson, PJ 1-0; Schooler, C. 1-0.
Oregon State-Rashed Jr., H. 1-1; Whetzel, Kee 0-1.

TACKLES (UA-A): Arizona-Schooler, C. 7-3; Fields II, T. 5-5; Wallace, J. 6-1; Burns, L. 5-2; Young Jr., S. 4-2; Brown, JB 3-3; Harris, J. 5-0; Cooper, T. 4-0; Johnson, PJ 2-1; Hough, T. 2-0; Connolly, F. 2-0; Wilborn, K. 2-0; Maiava Jr., M. 1-1; Boles, D. 0-2; Peterson, C. 1-0; Nunley, J. 1-0; Anderson III, L. 1-0; Reid III, T. 1-0; FlanniganFowles 1-0; Mariscal, A. 0-1; Young, T. 0-1.
Oregon State-Moore, Jalen 13-1; Rashed Jr., H. 3-3; Taumoelau, Doug 3-2; Hayes, Kaleb 3-1; Manning Jr., J. 3-1; Willis, J. 3-1; Whetzel, Kee 1-3; Hodgins, Isaac 2-1; Tufaga, Isaiah 2-1; Aydon, Elu 2-1; McCartan, John 2-0; Ffifita, Miki 2-0; Smith, Shemar 1-1; Soesman, Adam 1-1; Tago, Matthew 1-1; Vakameilalo, K. 1-1; Hughes-Murray 1-1; Williams, D. 1-1; Wilson, Shawn 1-0; Kelsey, Connor 1-0; Bush, Jaelen 0-1.



5

Arizona State 52, Oregon State 24
September 29, 2018
Tempe, Ariz. | Sun Devil Stadium

Score by Quarters	1	2	3	4	Final
Oregon State	0	17	7	0	24
Arizona State	10	21	7	14	52

Attendance: 51,447
Weather: 98 deg. • Wind: WSW 11 mph • Mostly clear

Scoring Summary

Qtr	Time	Team	Scoring Play	Plays-Yards	TOP
1st	8:30	ASU	- Ruiz 29-yd field goal	15-64	6:30
1st	4:28	ASU	- Benjamin 44-yd field goal (Ruiz kick)	4-57	0:56
2nd	14:53	ASU	- Benjamin 8-yd pass from Wilkins (Ruiz kick)	10-62	2:43
2nd	9:17	OSU	- Choukair 36-yd field goal	13-57	5:36
2nd	7:49	ASU	- Benjamin 47-yd run (Ruiz kick)	4-75	1:28
2nd	6:22	OSU	- Jefferson 11-yd run (Choukair kick)	5-75	1:27
2nd	1:07	OSU	- Jefferson 27-yd run (Choukair kick)	11-89	3:32
2nd	0:14	ASU	- Williams 19-yd pass from Wilkins (Ruiz kick)	7-75	0:48
3rd	11:13	ASU	- Harry 6-yd run (Ruiz kick)	5-51	2:10
3rd	7:38	OSU	- Togiai 4-yd pass from Blount (Choukair kick)	9-75	3:35
4th	9:48	ASU	- Benjamin 10-yd run (Ruiz kick)	11-94	5:22
4th	3:28	ASU	- Harry 41-yd pass from Wilkins (Ruiz kick)	5-68	3:17

Statistical Summary Oregon State Arizona State

First Downs	24	28
Rushing	17	20
Passing	7	6
Penalty	0	2
Net Rushing	261	396
Net Passing	145	162
Pass Attempts	24	25
Pass Comp.	14	14
Pass INT	0	0
Total Offense	406	558
Offensive Plays	77	73
Fumbles-Lost	3-1	0-0
Penalties-Yards	5-50	1-5
Punts-Yards	3-94	1-47
Punt Returns-Yards	1-0	0-0
Kickoff Returns-Yards	0-0	1-16
Possession Time	30:31	29:29
3rd Down Conversions	7-16	7-12
4th Down Conversions	2-4	2-3
Red Zone Scores-Chances	3-4	5-5
Touchdowns	2-4	4-5
Field Goals	1-4	1-5
Sacks by - Yards	0-0	5-42
Points off turnovers	0	0

RUSHING: Oregon State-Jefferson, J. 31-254; Rogers, Kase 11-27; Baylor, B.J. 1-12; Hernandez, T. 1-3; Bradford, T. 1-minus 1; **TEAM** 1-minus 1; Willard, Aidan 1-minus 15; Blount, Conor 6-minus 18.
Arizona State-Benjamin, Eno 30-312; Wilkins, Manny 9-61; Floyd, Isaiah 5-18; Smith, Trelon 1-4; Harry, N'Keal 2-2; **TEAM** 1-minus 1.

PASSING: Oregon State-Blount, Conor 14-23-0-145; Willard, Aidan 0-1-0-0.
Arizona State-Wilkins, Manny 14-25-0-162.

RECEIVING: Oregon State-Hernandez, T. 7-61; Taylor, Kolby 2-16; Bradford, T. 2-15; Hodgins, Isaiah 1-44; Quitariano, T. 1-5; Togiai, Noah 1-4.
Arizona State-Harry, N'Keal 5-84; Williams, Kyle 4-39; Benjamin, Eno 3-27; Aiyuk, Brandon 1-7; Hudson, Tommy 1-5.

INTERCEPTIONS: Oregon State-None.
Arizona State-None.

SACKS (UA-A): Oregon State-None.
Arizona State-Lawal, Malik 2-0; Soelle, Kyle 1-0; Bates, Jalen 0-1; Butler, Darien 1-0; Robertson, M. 0-1.

TACKLES (UA-A): Oregon State-Moore, Jalen 7-1; Manning Jr., J. 5-0; Hayes, Kaleb 4-1; Smith, Shemar 4-1; Willis, J. 4-0; Rashed Jr., H. 3-1; Tufaga, Isaiah 3-1; Hodgins, Isaac 2-1; Tago, Matthew 2-1; Cotton, TraJon 2-1; Whetzel, Kee 1-2; Williams, D. 2-0; Taumoelau, Doug 2-0; Robinson, Jaden 2-0; Aydon, Elu 2-0; McCartan, John 1-1; Leonnig, Luke 1-0; Hughes-Murray 0-1.
Arizona State-Adams, Terin 7-1; Butler, Darien 6-2; King, Demonte 7-0; Robertson, M. 5-1; Lawal, Malik 5-1; Soelle, Kyle 4-0; Harvey, Jalen 3-1; Williams, Kobe 3-1; Bates, Jalen 2-2; Crosswell, A. 2-1; Lucas, Chase 2-0; Thomas, Khaylan 2-0; Lea, George 2-0; Wren, Renell 2-0; Harrison, D. 1-0; Johnson, Tyler 1-0; Lole, J. D-1; Frederick, Lang 0-1; Crump, Koron 0-1; Hoyt, Jordan 0-1.

6

Washington State 56, Oregon State 37
October 6, 2018
Corvallis, Ore. | Reser Stadium

Score by Quarters	1	2	3	4	Final
Washington State	14	14	7	21	56
Oregon State	14	10	6	7	37

Attendance: 34,429
Weather: 62 deg. • Wind: N 7 mph • Mostly Clear

Scoring Summary

Qtr	Time	Team	Scoring Play	Plays-Yards	TOP
1st	13:44	WSU	- Bell 6-yd pass from Minshew (Mazza kick)	3-75	1:16
1st	12:32	WSU	- Brock 5-yd blocked punt return (Mazza kick)	-	-
1st	6:16	OSU	- Jefferson 6-yd run (Choukair kick)	14-75	6:11
1st	1:21	OSU	- Jefferson 6-yd run (Choukair kick)	1-6	0:06
2nd	13:42	WSU	- Martin 38-yd pass from Minshew (Mazza kick)	7-80	2:33
2nd	8:35	OSU	- Choukair 32-yd field goal	11-31	4:48
2nd	4:47	OSU	- Jefferson 3-yd run (Choukair kick)	4-60	2:04
2nd	0:34	WSU	- Williams 15-yd pass from Minshew (Mazza kick)	12-78	4:06
3rd	12:10	OSU	- Jefferson 1-yd run (Choukair kick failed)	8-43	2:42
3rd	6:37	WSU	- Borghi 1-yd run (Mazza kick)	11-56	5:26
4th	14:22	WSU	- Harris 3-yd pass from Minshew (Mazza kick)	9-78	3:47
4th	9:06	WSU	- Martin 27-yd pass from Minshew (Mazza kick)	6-80	3:10
4th	1:11	WSU	- Borghi 30-yd run (Mazza kick)	7-75	2:35
4th	0:35	OSU	- Baylor 4-yd run (Choukair kick)	4-65	0:36

Statistical Summary Washington State Oregon State

First Downs	24	22
Rushing	6	11
Passing	18	10
Penalty	0	1
Net Rushing	100	276
Net Passing	430	221
Pass Attempts	40	26
Pass Comp.	30	18
Pass INT	0	0
Total Offense	530	497
Offensive Plays	62	76
Fumbles-Lost	3-1	2-1
Penalties-Yards	5-46	11-104
Punts-Yards	2-82	4-109
Punt Returns-Yards	2-9	1-0
Kickoff Returns-Yards	4-90	7-203
Possession Time	26:29	33:31
3rd Down Conversions	7-11	6-17
4th Down Conversions	2-2	5-5
Red Zone Scores-Chances	4-4	6-7
Touchdowns	4-4	5-7
Field Goals	0-4	1-7
Sacks by - Yards	4-22	0-0
Points off turnovers	7	7

RUSHING: Washington State-Williams, James 10-56; Borghi, Max 6-43; Minshew, Gardner 5-6; **TEAM** 1-minus 5.
Oregon State-Jefferson, J. 25-138; Bradford, T. 1-56; Pierce, Artavis 8-40; Baylor, B.J. 2-27; Blount, Conor 11-19; Rogers, Kase 1-minus 2; Colletto, Jack 2-minus 2.

PASSING: Washington State-Minshew, Gardner 30-40-0-430.
Oregon State-Blount, Conor 15-21-0-172; Colletto, Jack 3-5-0-49.

RECEIVING: Washington State-Martin, Tay 8-119; Winston, Eason 7-99; Williams, James 4-78; Harris, Travell 3-14; Bell, Renard 2-39; Jackson, Calvin 2-23; Patmon, Dezmon 1-23; Borghi, Max 1-17; Sweet, Kyle 1-15; Calvin, Jamire 1-3.
Oregon State-Bradford, T. 8-68; Hernandez, T. 6-92; Fleming, Champ 2-42; Short, Aaron 1-15; Jefferson, J. 1-4.

INTERCEPTIONS: Washington State-None.
Oregon State-None.

SACKS (UA-A): Washington State-Silvels, Domini 1-0; Molton, Darrien 1-0; Comfort, Taylor 1-0; Rodgers, Will 1-0
Oregon State-None.

TACKLES (UA-A): Washington State-Pelluer, Peyton 7-4; Molton, Darrien 9-0; Woods, Jahad 4-5; Thomas, Skyler 5-1; Harper Jr, Sean 4-2; Thompson, Jalen 3-3; Taylor, Willie 4-1; Dale, Hunter 2-2; Silvels, Domini 3-0; Dubots, Cole 3-0; Strong, Marcus 3-0; Comfort, Taylor 2-1; Wilson, Kainoa 2-0; Block, Karson 1-1; Aiolootea-Pei 1-0; Rodgers, Will 1-0; Gilmer, Makiah 1-0; Crane, Jack 1-0; Love, Isaiah 1-0; Fa'avae, Fa'avae 1-0; Brock, Tristan 0-1; Tago, Logan 0-1.
Oregon State-Moore, Jalen 7-1; Smith, Shemar 4-3; Manning Jr., J. 4-1; Hayes, Kaleb 3-1; Wilson, Shawn 3-1; Tago, Matthew 1-3; Wilson, DeShon 3-0; Taumoelau, Doug 2-1; Williams, D. 2-0; Bodden, Andre 2-0; Willis, J. 2-0; Rashed Jr., H. 2-0; Aydon, Elu 1-1; Grant, Jaydon 1-1; Whetzel, Kee 0-2; Hodgins, Isaac 0-2; Alfieri, M. 1-0; McCartan, John 0-1; Hughes-Murray 0-1; Tufaga, Isaiah 0-1.



7

California 49, Oregon State 7
October 20, 2018
 Corvallis, Ore. | Reser Stadium

Score by Quarters	1	2	3	4	Final
California	7	14	7	21	49
Oregon State	0	0	7	0	7

Attendance: 32,390
 Weather: 64 deg. • Wind: N 6 mph • Sunny

Scoring Summary

Qtr	Time	Team	Scoring Play	Plays-Yards	TOP
1st	2:39	CAL	McMorris 3-yd pass from Garbers (Thomas kick)	6-76	2:01
2nd	6:59	CAL	Laird 29-yd pass from Garbers (Thomas kick)	3-40	1:12
2nd	2:50	CAL	Laird 4-yd run (Thomas kick)	7-59	2:47
3rd	13:28	CAL	Brown 5-yd run (Thomas kick)	4-78	1:27
3rd	3:40	OSU	Colletto 1-yd run (Choukair kick)	12-64	4:39
4th	9:44	CAL	Noa 24-yd pass from Garbers (Thomas kick)	6-50	2:44
4th	3:26	CAL	Laird 30-yd run (Thomas kick)	7-63	4:11
4th	0:20	CAL	Drayden 54-yd interception return (Thomas kick)	-	-

Statistical Summary

	California	Oregon State
First Downs	27	18
Rushing	17	8
Passing	9	7
Penalty	1	3
Net Rushing	305	95
Net Passing	234	146
Pass Attempts	26	33
Pass Comp.	17	17
Pass INT	0	2
Total Offense	539	241
Offensive Plays	69	74
Fumbles-Lost	1-1	0-0
Penalties-Yards	4-50	5-43
Punts-Yards	3-116	8-331
Punt Returns-Yards	2-(-1)	2-0
Kickoff Returns-Yards	1-22	3-53
Possession Time	28:19	31:41
3rd Down Conversions	6-11	4-17
4th Down Conversions	1-2	3-4
Red Zone Scores-Chances	3-4	1-1
Touchdowns	3-4	1-1
Field Goals	0-4	0-1
Sacks by - Yards	7-47	1-2
Points off turnovers	7	0

RUSHING: California-Laird, Patrick 22-193; Garbers, Chase 8-54; McIlwain, Brand 4-27; Brown Jr., Chri 6-27; Hawkins, Jeremi 2-5; Remigio, Nikko 1-minus 1.

Oregon State-Pierce, Artavis 13-44; Jefferson, J. 2-34; Baylor, B.J. 10-18; Flemings, Champ 1-3; Colletto, Jack 8-0; Blount, Conor 6-0; Bradford, T. 1-minus 4.

PASSING: California-Garbers, Chase 17-26-0-234.

Oregon State-Colletto, Jack 11-20-1-104; Blount, Conor 6-13-1-42.

RECEIVING: California-Wharton III, Vi 5-80; Noa, Kanawai 5-73; Laird, Patrick 3-48; Ways, Moe 1-14; Hawkins, Jeremi 1-9; Brown Jr., Chri 1-7; McMorris, Malik 1-3.

Oregon State-Pierce, Artavis 5-72; Bradford, T. 3-34; Hodgins, Isaiah 3-24; Hernandez, T. 2-15; Smalls, Isaiah 1-6; Taylor, Kolby 1-4; Baylor, B.J. 1-2; Jefferson, J. 1-minus 1; Colletto, Jack 0-minus 10.

INTERCEPTIONS: California-Drayden, Josh 1-54; Beck, Traveon 1-0.

Oregon State-None.

SACKS (UA-A): California-Weaver, Evan 1-1; Bequette, Luc 1-0; White, Deon 0-1; Turner III, Tre 1-0; Palmer, Chris 1-0; Kunaszyk, Jorda 1-0; Paul, Tevin 1-0.

Oregon State-Rashed Jr., H. 1-0.

TACKLES (UA-A): California-Turner III, Tre 8-2; Kunaszyk, Jorda 6-4; Weaver, Evan 6-4; Paul, Tevin 5-1; Bequette, Luc 5-0; Bynum, Camryn 4-1; Davis, Ashtyn 3-1; Palmer, Chris 2-1; White, Deon 1-2; Hawkins, Jaylin 2-0; Hicks, Elijah 2-0; Doughty, Colt 1-1; Fuimaono, Siula 1-1; Ashton, Jake 1-0; Brown Jr., Chri 1-0; Beck, Traveon 1-0; Toailoa, Lone 1-0; Becker, Rusty 0-1; Netherda, Alex 0-1; Drayden, Josh 0-1; Funches, Alex 0-1; Walker III, Ric 0-1; Rambo, Evan 0-1.

Oregon State-Moore, Jalen 7-6; Smith, Shemar 5-7; Tufaga, Isaiah 6-2; Dunn, Isaiah 4-4; Rashed Jr., H. 4-2; Williams, D. 3-1; Willis, J. 3-0; Taumoelau, Doug 0-3; Hayes, Kaleb 1-1; Kell, Drew 0-2; Whetzel, Kee 0-2; Grant, Jaydon 1-0; Togiak, Noah 1-0; Hughes-Murray 1-0; Alfieri, M. 1-0; Tago, Matthew 1-0; McCartan, John 1-0; Manning Jr., J. 0-1; Reichner, J. 0-1; Vakameilalo, K. 0-1; Wilson, Shawn 0-1.

8

Oregon State 41, Colorado 34
October 27, 2018
 Boulder, Colo. | Folsom Field

Score by Quarters	1	2	3	4	OT	Final
Oregon State	0	3	7	24	7	41
Colorado	7	17	7	3	0	34

Attendance: 48,050
 Weather: 68 deg. • Wind: W 17 mph • Partly Cloudy

Scoring Summary

Qtr	Time	Team	Scoring Play	Plays-Yards	TOP
1st	2:00	COLO	Nixon 32-yd pass from Montez (Price kick)	3-42	1:07
2nd	13:12	OSU	Choukair 30-yd field goal	9-68	3:41
2nd	9:12	COLO	Price 21-yd field goal	10-71	4:00
2nd	8:48	COLO	Wigley 27-yd interception return (Price kick)	-	-
2nd	4:44	COLO	Nixon 7-yd pass from Montez (Price kick)	6-70	2:25
3rd	14:48	COLO	McMillan 85-yd run (Price kick)	1-75	0:12
3rd	8:17	OSU	Hodgins 8-yd pass from Luton (Choukair kick)	17-75	6:31
4th	14:30	OSU	Colletto 2-yd run (Choukair kick)	9-71	3:05
4th	9:29	OSU	Choukair 35-yd field goal	6-39	2:52
4th	7:13	OSU	Hodgins 7-yd pass from Luton (Hodgins pass from Luton)	5-63	1:22
4th	2:05	COLO	Price 34-yd field goal	9-58	5:08
4th	0:29	OSU	Bradford 10-yd pass from Luton (Choukair kick blocked)	9-75	1:36
OT	-	OSU	Colletto 1-yd run (Choukair kick)	9-25	0:00

Statistical Summary

	Oregon State	Colorado
First Downs	28	23
Rushing	5	8
Passing	20	13
Penalty	3	2
Net Rushing	114	217
Net Passing	345	319
Pass Attempts	54	39
Pass Comp.	34	24
Pass INT	1	0
Total Offense	459	536
Offensive Plays	99	75
Fumbles-Lost	2-0	2-0
Penalties-Yards	7-62	7-70
Punts-Yards	7-308	6-242
Punt Returns-Yards	1-0	4-8
Kickoff Returns-Yards	2-38	1-25
Possession Time	33:13	26:47
3rd Down Conversions	11-24	4-15
4th Down Conversions	3-3	0-2
Red Zone Scores-Chances	6-6	3-3
Touchdowns	4-6	1-3
Field Goals	2-6	2-3
Sacks by - Yards	1-3	6-50
Points off turnovers	0	7

RUSHING: Oregon State-Jefferson, J. 30-135; Bradford, T. 2-minus 1; Colletto, Jack 11-minus 9; Luton, Jake 2-minus 11.

Colorado-McMillian, Trav 20-132; Montez, Steven 9-66; Evans, Kyle 7-19.

PASSING: Oregon State-Luton, Jake 28-39-0-310; Colletto, Jack 6-14-1-35; Hernandez, T. 0-1-0-0.

Colorado-Montez, Steven 24-39-0-319.

RECEIVING: Oregon State-Hodgins, Isaiah 11-146; Hernandez, T. 7-72; Jefferson, J. 6-49; Bradford, T. 5-36; Flemings, Champ 2-26; Quitoriano, T. 1-8; Togiak, Noah 1-6; Baylor, B.J. 1-2.

Colorado-Nixon, K.D. 13-198; Winfree, Juwann 4-54; MacIntyre, Jay 4-39; Brown, Tony 3-28.

INTERCEPTIONS: Oregon State-None.

Colorado-Wigley, Dante 1-27.

SACKS (UA-A): Oregon State-Hodgins, Isaiah 1-0.

Colorado-Landman, Nate 2-0; Johnson, Mustaf 1-0; Wells, Carson 1-0; Lang, Terrance 1-0; Tchanganam, Alex 1-0.

TACKLES (UA-A): Oregon State-Moore, Jalen 6-3; Smith, Shemar 4-4; Rashed Jr., H. 6-1; Taumoelau, Doug 3-4; Hughes-Murray 5-1; Aydon, Elu 3-2; Hayes, Kaleb 4-0; Dunn, Isaiah 4-0; Wilson, Shawn 3-1; Williams, D. 3-0; Manning Jr., J. 2-0; Hodgins, Isaac 1-1; Kell, Drew 1-1; Vakameilalo, K. 1-0; Reichner, J. 1-0; Bodden, Andre 1-0; Whetzel, Kee 1-0.

Colorado-Udoffia, Trey 9-1; Landman, Nate 9-1; Johnson, Mustaf 7-0; Gamboa, Ric 4-3; Lewis, Drew 4-2; Wigley, Dante 4-1; Abrams, Delrick 4-0; Rakestraw, Derr 2-2; Wells, Carson 3-0; Fisher, Nick 3-0; Tchanganam, Alex 3-0; Edwards, Javier 3-0; Worthington, Ev 2-1; Trego, Kyle 1-1; Jones, Akil 1-0; Taylor, Davion 1-0; Talley, Daniel 1-0; Lang, Terrance 1-0; Antwine, Israel 1-0; Tuiloma, Lyle 1-0.



9

USC 38, Oregon State 21
 November 3, 2018
 Corvallis, Ore. | Reser Stadium

Score by Quarters	1	2	3	4	Final
USC	7	14	7	10	38
Oregon State	0	14	7	0	21

Attendance: 35,187
 Weather: 53 deg. • Wind: SSW 3 mph • Cloudy

Scoring Summary

Qtr	Time	Team	Scoring Play	Plays-Yards	TOP
1st	5:38	USC	- Carr 8-yd run (Brown kick)	17-86	7:22
2nd	14:50	USC	- Ware 57-yd run (Brown kick)	4-68	0:53
2nd	7:13	USC	- Williams 41-yd pass from Daniels (Brown kick)	11-81	4:31
2nd	4:15	OSU	- Colletto 6-yd run (Choukair kick)	8-45	2:47
2nd	0:04	OSU	- Togiai 11-yd pass from Luton (Choukair kick)	8-85	1:07
3rd	10:42	USC	- Ware 2-yd run (Brown kick)	8-67	4:13
3rd	6:23	OSU	- Pierce 6-yd run (Choukair kick)	11-75	4:19
4th	11:53	USC	- Ware 62-yd run (Brown kick)	1-61	0:11
4th	4:42	USC	- Brown 46-yd field goal	9-55	3:43

Statistical Summary

	USC	Oregon State
First Downs	25	24
Rushing	12	5
Passing	11	17
Penalty	2	2
Net Rushing	332	31
Net Passing	177	301
Pass Attempts	26	46
Pass Comp.	14	31
Pass INT	0	0
Total Offense	509	332
Offensive Plays	70	78
Fumbles-Lost	4-1	0-0
Penalties-Yards	6-52	4-28
Punts-Yards	3-100	5-211
Punt Returns-Yards	1-(-1)	0-0
Kickoff Returns-Yards	4-92	2-67
Possession Time	30:49	29:11
3rd Down Conversions	8-14	9-18
4th Down Conversions	2-2	1-3
Red Zone Scores-Chances	2-2	3-4
Touchdowns	2-2	3-4
Field Goals	0-2	0-4
Sacks by - Yards	6-42	2-9
Points off turnovers	0	0

RUSHING: USC-Ware, Aca/Cedri 17-205; Malepeai, Vavae 15-101; Carr, Stephen 6-49; TEAM 1-minus 2; Daniels, JT 5-minus 21.
Oregon State-Jefferson, J. 18-58; Colletto, Jack 2-11; Pierce, Artavis 3-7; Luton, Jake 9-minus 45.

PASSING: USC-Daniels, JT 14-26-0-177.
Oregon State-Luton, Jake 31-45-0-301; Hernandez, T. 0-1-0-0.

RECEIVING: USC-St. Brown, Amon 5-39; Williams, Devon 3-77; Vaughns, Tyler 3-41; Sidney, Trevon 1-8; Ware, Aca/Cedri 1-6; Malepeai, Vavae 1-6.
Oregon State-Bradford, T. 10-63; Hodgins, Isaiah 8-129; Hernandez, T. 5-50; Jefferson, J. 5-33; Togiai, Noah 2-16; Pierce, Artavis 1-10.

INTERCEPTIONS: USC-None.
Oregon State-None.

SACKS (UA-A): USC-Rector, Christi 1-3; Tufele, Jay 2-0; Tuipulotu, Marl 0-1; Pollard, C.J. 0-1; Pili, Brandon 0-1.
Oregon State-Taumoelau, Doug 0-1; Hodgins, Isaac 0-1; Hughes-Murray 1-0.

TACKLES (UA-A): USC-Langley, Isaiah 8-1; Rector, Christi 5-4; Houston, John 2-6; Tell, Marvell 6-1; Harris, Ajene 6-1; Tufele, Jay 5-0; Marshall, Iman 4-1; Smith, Cameron 3-2; Iosefa, Jordan 3-1; Lockett, Jonath 2-2; Tuipulotu, Marl 1-2; Pili, Brandon 1-2; Winston, Eli'ja 1-0; Johnson, Greg 1-0; Mauga, Kana'i 1-0; Pollard, C.J. 0-1.
Oregon State-Rashed Jr., H. 3-6; Smith, Shemar 3-5; Moore, Jalen 3-3; Taumoelau, Doug 2-3; Tufaga, Isaiah 3-1; Hayes, Kaleb 3-1; Wilson, Shawn 2-2; Vakameilalo, K. 2-2; Hughes-Murray 3-0; Whetzel, Kee 2-1; Tago, Matthew 2-1; Keil, Drew 2-1; Aydon, Elu 0-3; McCartan, John 2-0; Choukair, J. 2-0; Dunn, Isaiah 1-1; Williams, D. 1-1; Hodgins, Isaac 0-2; Willis, J. 1-0; Williams, L. 1-0; Manning Jr., J. 0-1.

10

Stanford 48, Oregon State 17
 November 10, 2018
 Stanford, Calif. | Stanford Stadium

Score by Quarters	1	2	3	4	Final
Oregon State	7	10	0	0	17
Stanford	13	21	7	7	48

Attendance: 34,671
 Weather: 55 deg. • Wind: NNW 5 mph • Hazy

Scoring Summary

Qtr	Time	Team	Scoring Play	Plays-Yards	TOP
1st	13:12	STAN	- Love 28-yd run (Riccitelli kick)	5-75	1:48
1st	9:09	OSU	- Bradford 63-yd pass from Luton (Choukair kick)	1-63	0:10
1st	5:25	STAN	- Parkinson 28-yd pass from Costello (Riccitelli kick failed)	8-75	3:44
2nd	14:17	STAN	- Parkinson 9-yd pass from Costello (Riccitelli kick)	9-65	4:47
2nd	12:47	STAN	- Parkinson 75-yd pass from Costello (Riccitelli kick)	1-75	0:12
2nd	7:51	STAN	- Parkinson 5-yd pass from Costello (Riccitelli kick)	4-51	2:58
2nd	2:36	OSU	- Togiai 7-yd pass from Luton (Choukair kick)	13-75	5:15
2nd	0:00	OSU	- Choukair 40-yd field goal	4-26	0:20
3rd	9:32	STAN	- Scarlett 41-yd run (Riccitelli kick)	4-72	2:11
4th	13:33	STAN	- Maddox 1-yd run (Riccitelli kick)	15-80	8:44

Statistical Summary

	Oregon State	Stanford
First Downs	18	24
Rushing	9	11
Passing	8	11
Penalty	1	2
Net Rushing	168	244
Net Passing	236	352
Pass Attempts	35	38
Pass Comp.	17	25
Pass INT	1	1
Total Offense	404	596
Offensive Plays	68	68
Fumbles-Lost	0-0	0-0
Penalties-Yards	6-34	8-70
Punts-Yards	5-212	3-126
Punt Returns-Yards	0-0	3-18
Kickoff Returns-Yards	1-15	1-25
Possession Time	26:01	33:59
3rd Down Conversions	5-15	6-12
4th Down Conversions	1-4	2-2
Red Zone Scores-Chances	1-2	3-3
Touchdowns	1-2	3-3
Field Goals	0-2	0-3
Sacks by - Yards	1-4	2-17
Points off turnovers	3	0

RUSHING: Oregon State-Jefferson, J. 19-109; Pierce, Artavis 3-46; Alfieri, M. 4-22; Blount, Conor 3-8; Luton, Jake 4-minus 17.
Stanford-Love, B 11-90; Scarlett, C 3-49; Costello, K 1-45; Maddox, D 9-39; Woods, J 3-12; McFarlane, C 1-11; West, J 1-2; Richardson, J 1-minus 4.

PASSING: Oregon State-Luton, Jake 14-26-1-205; Blount, Conor 3-9-0-31.
Stanford-Costello, K 23-33-1-342; West, J 1-4-0-4; Richardson, J 1-1-0-6.

RECEIVING: Oregon State-Bradford, T. 5-120; Hodgins, Isaiah 3-37; Irish, Jesiah 2-23; Hernandez, T. 2-21; Togiai, Noah 2-11; Taylor, Kolby 1-13; Alfieri, M. 1-8; Pierce, Artavis 1-3.
Stanford-Parkinson, C 6-166; Irwin, T 6-70; Smith, K 3-34; Wedington, C 3-22; Wilson, M 2-26; Maddox, D 1-21; Love, B 1-7; Fehoko, S 1-6; Scarlett, C 1-5; Harrington, S 1-4.

INTERCEPTIONS: Oregon State-Smith, Shemar 1-17.
Stanford-Buncom, F 1-0.

SACKS (UA-A): Oregon State-Hughes-Murray 1-0.
Stanford-Fox, J 1-0; Booker, T 1-0.

TACKLES (UA-A): Oregon State-Smith, Shemar 7-2; Moore, Jalen 6-0; Grant, Jaydon 5-1; Dunn, Isaiah 4-1; Hayes, Kaleb 3-1; Aydon, Elu 2-2; Rashed Jr., H. 2-2; Wilson, Shawn 1-3; Kell, Drew 3-0; Hodgins, Isaac 1-2; Whetzel, Kee 1-1; Hughes-Murray 1-1; Vakameilalo, K. 0-2; Tufaga, Isaiah 1-0; Fifita, Miki 1-0; Leonnig, Luke 1-0; Boddin, Andre 1-0; Manning Jr., J. 0-1; Quitariano, T. 0-1; Taumoelau, Doug 0-1; Willis, J. 0-1.
Stanford-Eboh, D 2-4; Reid, G 4-1; Barton, S 3-1; Antoine, M 3-1; Fox, J 1-3; Buncom, F 2-1; Adebo, P 1-2; Parson, J 1-2; Burik, L 2-0; Head, S 2-0; Wade-Perry, D 2-0; Swann, J 2-0; Okereke, B 1-1; Johnson, R 0-2; Schaffer, T 1-0; Williams, M 1-0; Booker, T 1-0; Williamson, K 1-0; Bonner, E 1-0; Fox, A 0-1; Murphy, A 0-1.



11

#17 Washington 42, Oregon State 23

November 17, 2018

Seattle, Wash. | Husky Stadium

Score by Quarters	1	2	3	4	Final
Oregon State	3	13	0	7	23
Washington	28	7	7	0	42

Attendance: 66,469

Weather: 54 deg. • Wind: NW 9 mph • Sunny

Scoring Summary

Qtr	Time	Team	Scoring Play	Plays-Yards	TOP
1st	12:54	WASH	Ahmed 4-yd run (Henry kick)	4-79	2:06
1st	9:43	OSU	Choukair 47-yd field goal	9-46	3:07
1st	6:13	WASH	Ahmed 4-yd run (Henry kick)	8-75	3:37
1st	5:07	WASH	Fuller 17-yd pass from Browning (Henry kick)	3-20	0:59
1st	0:43	WASH	Otton 21-yd pass from Browning (Henry kick)	7-88	2:52
2nd	12:18	OSU	Hodgins 3-yd pass from Luton (Choukair kick)	9-75	3:25
2nd	10:55	OSU	Choukair 35-yd field goal	5-35	1:22
2nd	0:44	WASH	Gaskin 10-yd pass from Browning (Henry kick)	8-79	3:46
2nd	0:00	OSU	Choukair 44-yd field goal	5-41	0:37
3rd	6:40	WASH	Gaskin 6-yd run (Henry kick)	1-6	0:05
4th	8:31	OSU	Colletto 3-yd run (Choukair kick)	1-3	0:05

Statistical Summary	Oregon State	Washington
First Downs	20	22
Rushing	8	10
Passing	12	11
Penalty	0	1
Net Rushing	134	275
Net Passing	229	228
Pass Attempts	36	25
Pass Comp.	21	18
Pass INT	0	0
Total Offense	363	503
Offensive Plays	71	67
Fumbles-Lost	5-2	1-0
Penalties-Yards	3-25	4-40
Punts-Yards	5-209	5-173
Punt Returns-Yards	2-18	1-18
Kickoff Returns-Yards	6-105	1-20
Possession Time	27:43	32:17
3rd Down Conversions	2-14	5-12
4th Down Conversions	3-4	0-1
Red Zone Scores-Chances	3-4	5-7
Touchdowns	2-4	5-7
Field Goals	1-4	1-5
Sacks by - Yards	3-22	2-33
Points off turnovers	0	14

RUSHING: Oregon State-Jefferson, J. 19-115; Bradford, T. 2-35; Pierce, Artavis 3-6; Blount, Conor 1-5; Baylor, B.J. 4-4; Colletto, Jack 1-3; Luton, Jake 5-minus 34.

Washington-Gaskin, Myles 18-135; Ahmed, Salvon 9-76; McGrew, Sean 8-43; Browning, Jake 6-30; Haener, Jake 1-minus 9.

PASSING: Oregon State-Luton, Jake 18-32-0-190; Blount, Conor 2-3-0-27; Rodriguez, D. 1-1-0-12.

Washington-Browning, Jake 17-23-0-242; Haener, Jake 1-2-0-minus 14.

RECEIVING: Oregon State-Bradford, T. 4-62; Hernandez, T. 4-45; Togiai, Noah 4-40; Hodgins, Isaiah 3-45; Pierce, Artavis 3-18; Jefferson, J. 2-7; Bodden, Andre 1-12.

Washington-Baccellia, A. 4-28; Gaskin, Myles 4-24; Otton, Cade 3-55; Bryant, Hunter 2-55; McGrew, Sean 1-21; Jones, Ty 1-20; Fuller, Aaron 1-17; Ahmed, Salvon 1-4; Sample, Drew 1-4.

INTERCEPTIONS: Oregon State-None.

Washington-None.

SACKS (UA-A): Oregon State-Whetzel, Kee 1-1; Hughes-Murray 0-2; Smith, Shemar 0-1.

Washington-Bryant, Myles 1-0; Potoa'e, Benning 1-0.

TACKLES (UA-A): Oregon State-Moore, Jalen 6-1; Whetzel, Kee 6-1; Manning Jr., J. 4-3; Smith, Shemar 5-1; Dunn, Isaiah 5-1; Hughes-Murray 3-3; Vakameilalo, K. 2-2; Taumoa'elau, Doug 3-0; Wilson, Shawn 2-1; Aydon, Elu 1-2; Hayes, Kaleb 0-2; Hodgins, Isaac 0-2; Reichner, J. 1-0; Rashed Jr., H. 1-0; Willis, J. 1-0; McCartney, John 0-1.

Washington-Burr-Kiven, Ben 5-6; Murphy, Byron 4-2; Potoa'e, Benning 4-1; Rapp, Taylor 4-0; McKinney, B. 1-3; Johnson, Jaylen 3-0; Tryon, Joe 2-1; Bowman, Ryan 2-1; Bartlett, Tevis 2-1; Gaines, Greg 1-2; McIntosh, Jojo 1-2; Onwuzurike, L. 0-3; Ulofoshio, E. 2-0; Bryant, Myles 2-0; Taylor, Keith 1-1; Tafisi, MJ 1-1; Taimani, Sam 1-1; Sirmon, Jackson 1-0; Porter, Race 1-0; Hampton, D. 1-0; Manu, Kyle 0-1; Wambaugh, Jake 0-1; Wellington, B. 0-1; Molden, Elijah 0-1; Vergara, Sean 0-1.

12

Oregon 55, Oregon State 15

November 23, 2018

Corvallis, Ore. | Reser Stadium

Score by Quarters	1	2	3	4	Final
Oregon	14	7	13	21	55
Oregon State	0	3	6	6	15

Attendance: 39,776

Weather: 49 deg. • Wind: S 7 mph • Rainy

Scoring Summary

Qtr	Time	Team	Scoring Play	Plays-Yards	TOP
1st	11:00	ORE	Verdell 21-yd pass from Herbert (Stack kick)	6-67	1:44
1st	2:06	ORE	Verdell 1-yd run (Stack kick)	7-56	1:56
2nd	11:16	ORE	Verdell 1-yd run (Stack kick)	7-78	2:59
2nd	0:33	OSU	Choukair 45-yd field goal	8-43	3:29
3rd	9:33	ORE	Dye 15-yd run (Stack kick)	11-85	5:23
3rd	8:33	OSU	Hernandez 22-yd pass from Luton (Choukair kick failed)	3-79	0:54
3rd	3:29	ORE	Verdell 14-yd run (Burmeister pass failed)	4-23	1:55
4th	10:54	ORE	Graham Jr. 38-yd interception return (Stack kick)	-	-
4th	8:09	ORE	Dye 39-yd run (Stack kick)	2-45	0:41
4th	3:50	ORE	Verdell 1-yd run (Stack kick)	7-30	4:13
4th	0:16	OSU	Hernandez 31-yd pass from Luton (Choukair rush failed)	9-77	3:28

Statistical Summary	Oregon	Oregon State
First Downs	26	21
Rushing	19	5
Passing	6	13
Penalty	1	3
Net Rushing	392	54
Net Passing	118	282
Pass Attempts	14	39
Pass Comp.	10	21
Pass INT	0	3
Total Offense	510	336
Offensive Plays	76	67
Fumbles-Lost	1-0	1-1
Penalties-Yards	5-55	4-27
Punts-Yards	4-132	4-172
Punt Returns-Yards	1-(-15)	0-0
Kickoff Returns-Yards	2-21	6-137
Possession Time	32:49	27:11
3rd Down Conversions	7-13	6-15
4th Down Conversions	2-2	1-2
Red Zone Scores-Chances	5-5	1-2
Touchdowns	5-5	0-2
Field Goals	0-5	1-2
Sacks by - Yards	2-6	2-18
Points off turnovers	20	0

RUSHING: Oregon-Dye, Travis 33-199; Verdell, CJ 23-187; Burmeister, B. 3-11; Herbert, Justin 3-minus 5.

Oregon State-Jefferson, J. 21-64; Bradford, T. 1-15; Pierce, Artavis 2-6; Baylor, B.J. 1-1; Luton, Jake 2-minus 6; Flemings, Champ 1-minus 26.

PASSING: Oregon-Herbert, Justin 9-12-0-102; Burmeister, B. 1-2-0-16.

Oregon State-Luton, Jake 21-37-2-282; Colletto, Jack 0-1-1-0; Hernandez, T. 0-1-0-0.

RECEIVING: Oregon-Redd, Jaylon 3-24; Breeland, Jacob 2-40; Verdell, CJ 1-21; Bay, Ryan 1-16; Mitchell, D. 1-9; Dye, Travis 1-4; Johnson III, J. 1-4.

Oregon State-Hodgins, Isaiah 8-133; Hernandez, T. 6-87; Bradford, T. 5-71; Pierce, Artavis 1-minus 1; Jefferson, J. 1-minus 8.

INTERCEPTIONS: Oregon-Graham Jr., T. 2-38; Pickett, Nick 1-0.

Oregon State-None.

SACKS (UA-A): Oregon-Dye, Troy 1-0; Niu, Sampson 1-0.

Oregon State-Hodgins, Isaac 1-0; Smith, Shemar 0-1; Taumoa'elau, Doug 0-1.

TACKLES (UA-A): Oregon-Lenoir, D. 6-1; Graham Jr., T. 6-0; Holland, Jevon 5-1; Dye, Troy 3-3; Hollins, Justin 3-2; Niu, Sampson 3-2; Pickett, Nick 2-2; Amadi, U. 2-2; Winston Jr., L. 2-1; Faolui, Austin 0-3; Jackson, Adrian 2-0; Baker, Gary 0-2; Kava, Stone 1-0; Johnson III, J. 1-0; Breeze, Brady 1-0; Heaukulani, N. 0-1; Peleti-Gore, P. 0-1; Young, Bryson 0-1; Scott, Jordan 0-1; Aumavae, Popo 0-1.

Oregon State-Smith, Shemar 4-8; Moore, Jalen 6-5; Taumoa'elau, Doug 4-7; Aydon, Elu 3-5; Dunn, Isaiah 5-1; Wilson, Shawn 3-2; Rashed Jr., H. 1-4; Tago, Matthew 4-0; Hodgins, Isaac 2-2; Grant, Jaydon 2-2; Hayes, Kaleb 2-2; Manning Jr., J. 1-2; Vakameilalo, K. 2-0; Reichner, J. 2-0; Hughes-Murray 1-1; Willis, J. 0-2; Hernandez, T. 1-0; Kelsey, Connor 1-0; Whetzel, Kee 1-0; Morris, David 1-0; Kell, Drew 0-1.





CONOR #2
BLOUNT QB

R. Sophomore • 6-1 • 204 • 2L
Major: Human Development & Family Sciences
Waukesha, Wis.
Waukesha West HS

PRONOUNCED blaunt

CAREER

- Played in 13 career games, throwing for 1,300 yards on 114-of-188 passing (60.6 percent). Threw for seven touchdowns
- 2018 Pac-12 All-Academic Honorable Mention

2018 (REDSHIRT SOPHOMORE)

- Played in nine games, making six starts
- Threw for seven touchdowns and 1,117 yards, completing 95-of-153 (62 percent) passes attempted
- Tossed for a season-best 226 yards and was 15-of-22 against Southern Utah
- Threw for two touchdowns twice; at Ohio State in the season opener and against Arizona. Completed a season-high 16 passes against the Wildcats
- Pac-12 All-Academic Honorable Mention

2017 (SOPHOMORE)

- Did not play, utilizing a redshirt season

2016 (FRESHMAN)

- Played in four games as a true freshman
- Took over as the backup quarterback in Game 2 against Boise State
- Threw for 138 yards on 11-18 passing in his college debut off the bench against Boise State
- Suffered a knee injury against Utah that sidelined him for several weeks
- Joined the Oregon State football program in June 2016

WAUKESHA WEST HIGH SCHOOL

- Earned three letters playing quarterback for the Wolverines
- Three-year starter
- Threw for 1,577 yards, 20 touchdowns and only one interception as a senior
- Led West to the Division 2 state title game as a senior
- Accumulated 1,783 passing yards, 15 touchdowns and four interceptions as a junior
- Earned all-conference, all-region and all-state honors
- Received state all-star game invitation

PERSONAL

- Son of Ross and Angie Blount
- Has a brother, Brooks, and two sisters, Hailey and Regan
- Enjoys art, video games and listening to music

BLOUNT'S CAREER PASSING STATISTICS

Year	G	Att	Cmp	Int	Yds	TD	Lg	Pct	Avg/P	Avg/G	Effic
2016	4	35	19	2	183	0	34	54.3	5.2	45.8	86.8
2018	9	153	95	2	1117	7	49	62.1	7.3	124.1	135.9
TOTAL	13	188	114	4	1300	7	49	60.6	6.9	100.0	126.8

BLOUNT'S CAREER RUSHING STATISTICS

Year	Car.	YG	YL	NYG	TD	Long
2016	14	32	28	4	0	8
2018	55	-27	0	18	-0.5	-3.0
TOTAL	69	-23	0	18	-0.3	-1.8

BLOUNT'S GAME-BY-GAME PASSING (2018 - played in 9 games)

Opponent	Att.	Comp.	Int.	Yds	TD	Long
@ Ohio State	12	19	0	169	2	49
Southern Utah	15	22	0	226	1	33
@ Nevada	12	20	1	175	1	40
Arizona	16	23	0	130	2	25
@ Arizona State	14	23	0	145	1	44
Washington State	15	21	0	172	0	46
California	6	13	1	42	0	24
@ Stanford	3	9	0	31	0	18
@ Washington	2	3	0	27	0	14

BLOUNT'S GAME-BY-GAME PASSING (2016 - played in 4 games)

Opponent	Att.	Comp.	Int.	Yds	TD	Long
Boise State	18	11	0	138	0	34
@ Colorado	16	8	2	45	0	11
California	0	0	0	0	0	0
Utah	1	0	0	0	0	0

BLOUNT'S RUSHING GAME-BY-GAME (2018 - played in 9 games)

Opponent	No.	Yds	TD	LG
@ Ohio State	6	-43	0	0
Southern Utah	5	15	0	12
@ Nevada	6	-18	0	6
Arizona	11	5	0	9
@ Arizona State	6	-18	0	13
Washington State	11	19	0	18
California	6	0	0	18
@ Stanford	3	8	0	5
@ Washington	1	5	0	5

BLOUNT'S RUSHING GAME-BY-GAME (2016 - played in 4 games)

Opponent	No.	Yds	TD	LG
Boise State	6	1	0	6
@ Colorado	6	2	0	8
California	0	0	0	0
Utah	2	1	0	3



KAMMY #51
DELP OL

Senior • 6-3 • 318 • 4L
Major: Sociology
Pomona, Calif.
Diamond Ranch HS

CAREER

- Played in 36 games, making 12 starts

2018 (REDSHIRT SENIOR)

- Played in all 12 games, making nine starts, all at right guard
- Part of an offensive line that helped Jermar Jefferson become the first OSU running back to 1,000 yards in a decade. Jefferson had seven games of 100 or more yards, including two of 200 or more.
- Delp and the offensive line paved the way for eight 100-yard games in 2018 as Artavis Pierce eclipsed that plateau in the season opener at Ohio State

2017 (REDSHIRT JUNIOR)

- Saw time in all 12 games. Made one start, at right guard, in a 15-14 loss to Stanford

2016 (REDSHIRT SOPHOMORE)

- Played in one game, against Idaho State
- Practiced mostly with the first team in spring practice

2015 (REDSHIRT FRESHMAN)

- Played in 11 games starting two
- Began the season as the primary backup at right guard
- Entered the starting lineup at right guard for the season's final two games
- Was one of 12 players to participate in a special forces leadership development program at Camp Williams in Utah



2014 (FRESHMAN)

- Redshirt
- Practiced at guard with the scout team during his first year at Oregon State

DIAMOND RANCH HIGH SCHOOL

- Rated the No. 23 offensive guard in the country per Scout
- Ranked as the No. 49 overall prospect in California according to Rivals
- Also played defensive tackle for the Panthers
- Played in the Semper Fidelis All-American Bowl
- Made 70 tackles as a senior, including 16 tackles-for-loss and seven sacks
- Helped Diamond Ranch to a 9-2 record in 2013
- Hacienda League MVP as a senior
- First team All-CIF South Division
- Also played tight end and running back during his prep career
- Voted as the most valuable lineman at the 2013 Oakland Nike Football Camp
- Invited to Nike's "The Opening" camp for elite players
- Fielded roughly 20 major college scholarship offers
- Also played basketball in high school

PERSONAL

- Son of Lenoga Delp
- Has four brothers, Michael, Reed, Lopaka and Allen
- Enjoys playing basketball, rugby, piano, ukulele and guitar
- Honor Roll student
- Member of Boy Scouts of America
- Lists the late Junior Seau as his favorite athlete



YANNI DEMOGERONTAS **#76 OL**

R. Senior • 6-3 • 287 • 3L
 Major: Finance
 Orland Park, Ill.
 Sandburg HS

PRONOUNCED Yaw-nee DEE-mo-ger-raunt-us

CAREER

- Has played in 14 games, making six starts

2018 (REDSHIRT SENIOR)

- Appeared in eight games, making three starts, versus Ohio State, Southern Utah and Nevada
- Saw action at right guard
- Part of an offensive line that helped Jermar Jefferson become the first OSU running back to 1,000 yards in a decade. Jefferson had seven games of 100 or more yards, including two of 200 or more.
- Demogerontas and the offensive line paved the way for eight 100-yard games in 2018 as Artavis Pierce eclipsed that plateau in the season opener at Ohio State

2017 (REDSHIRT JUNIOR)

- Appeared in three games, against California, Arizona and Arizona State, primarily as the backup at center
- Made the start at center against Arizona State

2016 (REDSHIRT SOPHOMORE)

- Played in three games, starting two
- Despite not having played a snap in college, Yanni won the starting center spot coming out of fall camp
- Started the season's first two games
- Began the third game of the year in a time share before suffering an injury that sidelined him for most of the rest of the season
- Moved from guard to center during spring drills
- Earned Pac-12 All-Academic Honorable Mention

2015 (REDSHIRT FRESHMAN)

- Did not play in a game
- Hindered by injury early in the season
- Practiced with the scout team most of the season
- Moved up to second team at left guard late in the year

- Lined up as the second-string left guard during the spring practice session

2014 (FRESHMAN)

- Redshirt
- Battled nagging injuries in his first season at Oregon State

SANDBURG HIGH SCHOOL

- Ranked the 45th best prospect in Illinois
- Two-year starter on the offensive line for the Eagles but missed most of his senior season due to a broken ankle
- Was also expected to play on the defensive line as senior if healthy
- Team captain as a senior
- Named to the 24-man Chicago All-Combine Team in the summer of 2013, an event with over 800 players

PERSONAL

- Born Ioannis Demogerontas
- Son of Nick and Vickie Demogerontas
- Has three brothers, Steve, Tom and Pete, and one sister, Tina



MIKI FIFITA **#72 DL**

R. Senior • 6-4 • 296 • 1L
 Major: Sociology
 Wailuku, Hawai'i
 IMG Academy (FL) HS

PRONOUNCED Mickey fih-FEE-tah

2018 (REDSHIRT JUNIOR)

- Played in all 12 games, making six starts
- Totaled six tackles, with two apiece against Ohio State and Arizona

2017 (REDSHIRT SOPHOMORE)

- Did not play in a game

2016 (REDSHIRT FRESHMAN)

- Did not play in a game
- Practiced up and down the offensive line for the Beavers' scout team

2015 (FRESHMAN)

- Signed a National Letter of Intent to play football at Oregon State in February
- Did not play in a game using his redshirt season
- Played mostly at guard with the scout team

IMG ACADEMY HIGH SCHOOL

- Ranked as the No. 11 offensive tackle in Florida and No. 97 in the nation by Scout
- Three-star athlete by Rivals and Scout
- Attended Baldwin High School in Hawai'i his first three years, earning all-conference honors as a junior
- Most valuable offensive lineman of the 2014 All-Poly Camp
- Also played basketball

PERSONAL

- Born in Kona, Hawai'i
- Son of Parepasa and Laurie Fifita
- Has one sister, Leilani, and a brother, Samiuela
- Cousin, Manase Hungalu, is a former letterwinner for the Beavers
- Is part of the Poly Notes, an a cappella group, with Elu Aydon, Alexander Skelton and Gus Lavaka
- Lists Kyle Long as his favorite athlete
- Majoring in sociology with a minor in business and entrepreneurship

FIFITA'S CAREER DEFENSIVE STATISTICS

Year	G	UA	A	Total	TFL	Yds	PD	FF	FR	Blkd	QBH
2018	12	3	3	6	0.0	0	0	0	0	0	1



FIFITA'S GAME-BY-GAME STATS (2018 - played in all 12 games)

Opponent	Tck	TFL	Sacks
@ Ohio State	2	0.0-0	0.0-0
Southern Utah	1	0.0-0	0.0-0
Arizona	2	0.0-0	0.0-0
@ Stanford	1	0.0-0	0.0-0



TIMMY HERNANDEZ #18 WR

Senior • 6-0 • 198 • 3L
 Major: Mechanical Engineering
 Phoenix, Ariz.
 Mountain Pointe HS / Pima CC

CAREER

- Played in 36 games over three seasons, starting in 28
- Finished with 107 catches for 1,259 yards and seven touchdowns. The 1,259 yards ranks 23rd all-time at Oregon State
- Averaged 11.8 yards per catch in his career
- 2018 Google Cloud CoSIDA Academic All-America Second Team
- Pac-12 Conference All-Academic First-Team selection as a senior and junior

2018 (SENIOR)

- Played in and started all 12 games
- Caught 58 passes for 661 yards and three touchdowns
- Finished with at least receptions in every game
- Tallied a career-best 11 receptions for 116 yards at Nevada
- Posted a career-long 46-yard reception against Washington and finished with six catches for 92 yards against the Cougars
- Ended his career with two touchdowns, six catches and 87 yards in the season finale against Oregon
- Picked up seven catches for 72 yards in the overtime victory at Colorado
- Google Cloud CoSIDA Academic All-America Second Team
- Pac-12 Conference All-Academic First-Team selection as a senior and junior

2017 (JUNIOR)

- Played in all 12 games, starting seven
- Recorded 30 catches for 357 yards and three touchdowns. Also attempted one pass, against Minnesota, and completed it for 10 yards
- Pulled in the first touchdown pass of the FBS season, and finished with two receptions for 49 yards at Colorado State
- Caught a season-best seven passes twice: Oct. 14 at Colorado and Nov. 18 against Arizona State. Season-best 65 yards came versus the Buffaloes
- Also caught touchdown passes against Arizona and at Oregon
- Member of the Pac-12 All-Academic First Team

2016 (SOPHOMORE)

- Played in all 12 games starting nine
- Collected a season-high five receptions for 65 yards at UCLA
- Scored the first touchdown of his career on a diving 27-yard grab in the Beavers' win over Arizona
- Finished the season with 19 catches for 241 yards and a touchdown
- Arrived on campus in January for winter term with four years to play three seasons
- Played as an outside receiver during Spring Ball and earned a spot on the two-deep by the end of the spring
- Accumulated four receptions for 23 yards in the Spring Game
- Signed a National Letter of Intent to join the Oregon State football program in December 2015

PIMA CC

- First player in league history to earn All-ACCAC First Team on offense and defense
- Three-star recruit by ESPN and rated as the No. 12 junior college wide receiver
- 53 receptions for 849 yards, to lead the conference, and six touchdowns on offense in 2015
- 45 tackles, two interceptions and a touchdown on defense
- Played wide receiver and cornerback
- Junior college teammates with current Beavers Landry and Wesley Payne

MOUNTAIN POINTE HIGH SCHOOL

- Earned All-Arizona, All-Division I and Section Defensive MVP honors at cornerback as a senior
- Helped Mountain Pointe to 26-2 record in his two seasons on the team
- Played wide receiver and cornerback

PERSONAL

- Son of Julio and Karen Hernandez
- Has three brothers, Brian, Scott and Kevin and two sisters, Katie and Julie
- Brother, Brian, played football at Utah and for the NFL's Philadelphia Eagles and Washington Redskins
- Honor Roll student
- Has been involved in community service projects Feed My Starving Children and Relay for Life
- Graduated in December with a degree in mechanical engineering and a minor in aerospace

HERNANDEZ'S CAREER RECEIVING STATISTICS

Year	G	Rec	Yds	TD	Lg	Rec/G	Avg/C	Avg/G
2016	12	19	241	1	27	1.6	12.7	20.1
2017	12	30	357	3	43	2.5	11.9	29.8
2018	12	58	661	3	46	4.8	11.4	55.1
TOTAL	36	107	1259	7	46	3.0	11.8	35.0

HERNANDEZ'S CAREER RUSHING STATISTICS

Year	G	Att	Yds	TD	Lg	Avg/C	Avg/G
2016	12	1	8	0	8	8.0	0.7
2017	12	0	0	0	0	0.0	0.0
2018	12	1	3	0	3	3.0	0.2
TOTAL	36	2	11	0	8	5.5	0.3

HERNANDEZ'S RECEIVING GAME-BY-GAME (2018 - played in all 12 games)

Opponent	No.	Yds	TD	LG
@ Ohio State	2	6	0	4
Southern Utah	2	45	0	24
@ Nevada	11	116	0	40
Arizona	4	51	1	25
@ Arizona State	7	61	0	19
Washington State	6	92	0	46
California	2	15	0	9
@ Colorado	7	72	0	32
USC	5	50	0	14
@ Stanford	2	21	0	13
@ Washington	4	45	0	16
Oregon	6	87	2	31

HERNANDEZ'S RECEIVING GAME-BY-GAME (2017 - played in all 12 games)

Opponent	No.	Yds	TD	LG
@ Colorado State	2	49	1	39
Portland State	1	25	0	25
@ Washington State	1	12	0	12
@ USC	1	6	0	6
Colorado	7	65	0	16
Stanford	3	30	0	16
@ California	1	34	0	34
@ Arizona	3	31	1	15
Arizona State	7	42	0	9
@ Oregon	4	63	1	43

HERNANDEZ'S RECEIVING GAME-BY-GAME (2016 - played in all 12 games)

Opponent	No.	Yds	TD	LG
@ Colorado	1	9	0	9
California	2	17	0	9
Utah	1	26	0	26
@ Washington	2	33	0	19
Washington State	2	24	0	17
@ Stanford	1	9	0	9
@ UCLA	5	65	0	25
Arizona	2	34	1	27
Oregon	3	24	0	15



HERNANDEZ'S RUSHING GAME-BY-GAME (2018 — played in all 12 games)

Opponent	No.	Yds	TD	LG
@ Arizona State	1	3	0	3

HERNANDEZ'S RUSHING GAME-BY-GAME (2016 — played in all 12 games)

Opponent	No.	Yds	TD	LG
Arizona	1	8	0	8



**SUMNER
HOUSTON #52
OL**

R. Senior • 6-2 • 287 • 4L
Major: Construction Engineering Mgmt
Dublin, Calif.
De La Salle HS

CAREER

- Finished with 48 games played, including 24 on the offensive line. Made 11 starts at defensive tackle and 23 on the offensive line
- Four-time Pac-12 All-Academic selection

2018 (REDSHIRT SENIOR)

- Played in and started all 12 games at center
- Part of an offensive line that helped Jermar Jefferson become the first OSU running back to 1,000 yards in a decade. Jefferson had seven games of 100 or more yards, including two of 200 or more.
- Demogerontas and the offensive line paved the way for eight 100-yard games in 2018 as Artavis Pierce eclipsed that plateau in the season opener at Ohio State
- Pac-12 All-Academic Honorable Mention

2017 (REDSHIRT JUNIOR)

- Played in all 12 games, making 11 starts, all at center
- Switched to the offensive line from defensive line during the spring
- Part of an offensive line that enabled three 100-yard rushing efforts by Ryan Nall
- Pac-12 All-Academic Honorable Mention selection

2016 (REDSHIRT SOPHOMORE)

- Played in all 12 games starting eight at defensive tackle
- Recorded 13 tackles along the defensive interior in 2016
- Registered a season-high three tackles against Idaho State
- Received Pac-12 All-Academic honorable mention accolades

2015 (REDSHIRT FRESHMAN)

- Played in all 12 games starting three on the defensive line
- Earned his first career start at Washington State
- Finished the season starting at nose tackle in the final two games
- Registered 21 tackles in 2015
- Tallied career-best four tackles at Oregon
- Recorded four tackles including a half tackle-for-loss in the 2015 Spring Game
- Received Pac-12 All-Academic Second Team honors

2014 (FRESHMAN)

- Redshirt
- Played across the defensive line on the scout team as a true freshman

DE LA SALLE HIGH SCHOOL

- Rated the No. 62 defensive end in the country
- Bay Area News Group All-East Bay both ways, offensive and defensive line
- Bay Area News Group Defensive Player of the Year
- *San Francisco Chronicle* All-Metro First Team defensive line
- MaxPreps 2013 Northern California Defensive Player of the Year
- Cal-Hi Sports First Team California All-State defensive lineman
- MaxPreps 2013 second team All-American Defensive Team
- PrepStar All-West Region
- Student Sports 2013 Second Team All-American defensive lineman
- Three-year starter
- Co-team captain as a senior
- Helped De La Salle to 42-2 varsity record
- De La Salle won consecutive California State Championships in 2011 and 2012
- Recorded 59 tackles, including 14 tackles-for-loss as a senior

- East Bay Athletic League MVP as a senior
- Also a standout in wrestling where as a sophomore; he placed in the heavyweight division of the North Coast Section Championships

PERSONAL

- Son of Guy and Inge Houston
- Has one brother, Bart, and a sister, Glynnis
- Brother, Bart, was a quarterback at Wisconsin
- Father, Guy, was a scholarship athlete in baseball and football at St. Mary's College
- His grandfather was a scholarship football athlete at Fresno State
- Eagle Scout
- Graduated from De La Salle with a 3.6 cumulative GPA

HOUSTON'S CAREER DEFENSIVE STATISTICS

Year	G	UA	A	Total	TFL	Yds	PD	FF	FR	Blkd	QBH
2015	12	8	13	21	0.0	0	0	0	0	0	0
2016	12	2	11	13	0.0	0	0	0	0	0	1
TOTAL	24	10	24	34	0.0	0	0	0	0	0	1

HOUSTON'S GAME-BY-GAME STATS (2016 - played in all 12 games)

Opponent	Tck	TFL	Sacks
@ Minnesota	1	0.0-0	0.0-0
Idaho State	3	0.0-0	0.0-0
Boise State	1	0.0-0	0.0-0
@ Colorado	1	0.0-0	0.0-0
California	1	0.0-0	0.0-0
@ Utah	2	0.0-0	0.0-0
@ Washington	2	0.0-0	0.0-0
Washington State	1	0.0-0	0.0-0
Arizona	1	0.0-0	0.0-0

HOUSTON'S GAME-BY-GAME STATS (2015 - played in all 12 games)

Opponent	Tck	TFL	Sacks
Weber State	1	0.0-0	0.0-0
@ Michigan	1	0.0-0	0.0-0
Stanford	3	0.0-0	0.0-0
@ Arizona	2	0.0-0	0.0-0
Colorado	3	0.0-0	0.0-0
@ Utah	1	0.0-0	0.0-0
UCLA	3	0.0-0	0.0-0
Washington	3	0.0-0	0.0-0
@ Oregon	4	0.0-0	0.0-0



**ANDREW
IADEMARCO #61
OL**

Junior • 6-3 • 271 • 1L
Major: Sociology
Corvallis, Ore.
Corvallis HS

2017 (SOPHOMORE)

- Did not play but earned a letter after completing his career

2017 (SOPHOMORE)

- Did not play

2016 (REDSHIRT FRESHMAN)

- Did not play in a game
- Moved over to the scout team offensive line due to injuries midway through the season

2015 (FRESHMAN)

- Joined the Oregon State football program in June
- Did not play in a game, using his redshirt season
- Lined up at defensive end for the scout team

CORVALLIS HIGH SCHOOL

- Received All-Mid-Willamette Valley Conference honorable mention at offensive tackle as a junior
- Earned three letters for the Spartans' wrestling team



- Won the state title at 285 pounds

PERSONAL

- Born November 9, 1996 in Corvallis, Ore.
- Son of Joe and Dana Iademarco
- Has two sisters, Candrah and Lilia
- Father, Joe, is an OSU graduate and Candrah is a current OSU student
- Enjoys hiking and camping
- Lists Jason Kelce of the Philadelphia Eagles as his favorite athlete
- Studying sociology



DREW KELL #30 S

R. Senior • 6-1 • 195 • 3L
 Major: Public Health
 Hilo, Hawai'i
 Crescent Valley (OR) HS

CAREER

- Appeared in 32 games
- Finished with 34 tackles
- Awarded a scholarship in front of the team at a 2018 spring practice
- 2018 Pac-12 All-Academic Honorable Mention

2018 (REDSHIRT SENIOR)

- Played in all 12 games
- Finished with 18 tackles, including half for a loss
- Tallied a season-best five tackles in the win over Southern Utah
- Credited with three tackles in back-to-back games against USC and at Stanford
- Pac-12 All-Academic Honorable Mention

2017 (REDSHIRT JUNIOR)

- Injured prior to the start of the season and did not play in a game

2016 (SOPHOMORE)

- Played in all 12 games mostly on special teams
- Led the Beavers with 13 tackles on coverage teams
- Made the move from wide receiver to safety during Spring Ball

2015 (REDSHIRT FRESHMAN)

- Played in eight games, mostly on special teams
- Listed as a second string outside receiver for much of the season
- Recorded three tackles on special teams
- Credited with a forced fumble on a kickoff at Oregon

2014 (FRESHMAN)

- Redshirt
- Practiced at receiver with the scout team during his first season at OSU

CRESCENT VALLEY HIGH SCHOOL

- Played wide receiver for the Raiders as a senior but suffered a broken leg in the second game of the season
- Prior to CVHS, Drew attended Hilo High School where he played quarterback and earned 2012 Big Island Interscholastic Federation Player of the Year
- Also played power forward on the basketball team and outfield for the baseball team

PERSONAL

- Son of David Kell and Dayna Oda-Kell
- Has two brothers, Devon and Dillon
- Brother, Devon, played defensive line for Oregon State (2010-13)
- Enjoys playing baseball and basketball
- Assisted with Big Island Special Olympics
- Lists his brother, Devon Kell, as his favorite athlete

KELL'S CAREER OREGON STATE DEFENSIVE STATISTICS

Year	G	UA	A	Total	TFL	Yds	PD	FF	FR	Blkd	QBH
2015	8	3	0	3	0.0	0	0	1	0	0	0
2016	12	5	8	13	0.0	0	0	0	0	0	0
2018	12	10	8	18	0.5	1	0	0	0	0	0
TOTAL	32	18	16	34	0.5	1	0	1	0	0	0

KELL'S GAME-BY-GAME STATS (2018 - played in all 12 games)


Opponent	Tck	TFL	BrUp
@ Ohio State	2	0.0-0	0
Southern Utah	5	0.0-0	0
California	2	0.0-0	0
@ Colorado	2	0.5-1	0
USC	3	0.0-0	0
@ Stanford	3	0.0-0	0
Oregon	1	0.0-0	0

KELL'S GAME-BY-GAME STATS (2016 - played in all 12 games)

Opponent	Tck	TFL	BrUp
@ Minnesota	1	0.0-0	0
Idaho State	2	0.0-0	0
California	3	0.0-0	0
Utah	1	0.0-0	0
Washington State	4	0.0-0	0
Arizona	1	0.0-0	0
Oregon	1	0.0-0	0

KELL'S GAME-BY-GAME STATS (2015 - played in 8 games)

Opponent	Tck	TFL	BrUp
@ California	1	0.0-0	0
@ Oregon	2	0.0-0	0
FF-1 (ORE)			



CONNOR KELSEY #57 LS

R. Senior • 6-2 • 216 • 2L
 Major: Digital Communication Arts
 Carpinteria, Calif.
 Carpinteria HS

CAREER

- Twenty-one career games played, all at long snapper
- 2018 Pac-12 All-Academic Honorable Mention

2018 (REDSHIRT SENIOR)

- Played in all 12 games
- Made four tackles
- Pac-12 All-Academic Honorable Mention

2017 (REDSHIRT JUNIOR)

- Played in nine games, all at long snapper

2016 (REDSHIRT SOPHOMORE)

- Continued to show growth at long snapper
- Was the back-up long snapper
- Did not play in a game

2015 (REDSHIRT FRESHMAN)

- Went through the spring practice session as the squad's only long snapper
- Did not play in a game

2014 (FRESHMAN)

- Redshirt

CARPINTERIA HIGH SCHOOL

- Played four years of football as a long snapper, linebacker and wide receiver for the Warriors
- Earned All-Tri-Valley League Second Team and All-Santa Barbara County First Team as a senior
- Two-time special teams player of the year at Carpinteria



- Played catcher and first base for the baseball team as a senior

PERSONAL

- Son of Chris and Jeanne Kelsey
- Has one sister, Zoë
- Lists his favorite athlete as former Cleveland Browns' long snapper Christian Yount
- Enjoys shooting and editing photos and video
- Has been a volunteer with Little League, a pre-school and Relay for Life
- Was an accomplished videographer and interns for OSU Athletics' Ideaton department

KELSEY'S CAREER OREGON STATE DEFENSIVE STATISTICS

Year	G	UA	A	Total	TFL	Yds	PD	FF	FR	Bikd	QBH
2015	0	0	0	0	0.0	0	0	0	0	0	0
2016	0	0	0	0	0.0	0	0	0	0	0	0
2017	9	0	0	0	0.0	0	0	0	0	0	0
2018	12	4	0	4	0.0	0	0	0	0	0	0
TOTAL	21	4	0	4	0.0	0	0	0	0	0	0

KELSEY'S GAME-BY-GAME STATS (2018 - played in all 12 games)

Opponent	Tck	TFL	Sacks
@ Ohio State	2	0.0-0	0.0-0
Arizona	1	0.0-0	0.0-0
Oregon	1	0.0-0	0.0-0



TRENT MOORE #67 OL

R. Senior • 6-4 • 289 • 4L
Major: Business Administration
Chandler, Ariz.
Hamilton HS

CAREER

- Played in 30 games. Made starts in 23 games
- Named to the 2017 and 2018 Pac-12 All-Academic Honorable Mention team

2018 (REDSHIRT SENIOR)

- Played in and started all 12 games at right tackle
- Part of an offensive line that helped Jermar Jefferson become the first OSU running back to 1,000 yards in a decade. Jefferson had seven games of 100 or more yards, including two of 200 or more.
- Moore and the offensive line paved the way for eight 100-yard games in 2018 as Artavis Pierce eclipsed that plateau in the season opener at Ohio State
- Pac-12 All-Academic Honorable Mention

2017 (REDSHIRT JUNIOR)

- Played in 11 games, starting each at right tackle
- Part of an Oregon State offensive line that helped Ryan Nall to three 100-yard rushing games
- Pac-12 All-Academic Honorable Mention

2016 (REDSHIRT SOPHOMORE)

- Played in three games
- Listed on the two-deep as the second-string right tackle

2015 (REDSHIRT FRESHMAN)

- Played in four games, mostly as a blocking tight end
- Listed as a second string tackle for much of the season

2014 (FRESHMAN)

- Redshirt
- Arrived at Oregon State at 241 pounds and spent the year bulking up
- Played mostly at tackle for the scout team

HAMILTON HIGH SCHOOL

- Rated the No. 129 offensive tackle in the country per Scout
- First team all-district as a senior
- *East Valley Tribune* First Team selection
- PrepStar All-West Region
- First team all-academic selection with a GPA over 3.50
- Helped Hamilton to a championship title in 2012 and back to the title game in 2013

- Played at tight end as a junior

PERSONAL

- Son of Steve Moore and Jennifer Young
- Has three brothers, Brody, Austin and Hunter, and one sister, Lauren
- Earned all-state and all-section academic honors
- Previously lived in Oregon for a year



QUINN SMITH #83 TE

R. Senior • 6-4 • 247 • 2L
Major: Marketing
San Diego, Calif.
La Costa Canyon HS / Lafayette College

CAREER

- Played in 17 games, making one start

2018 (REDSHIRT SENIOR)

- Played in five games, making a start at Nevada

2017 (REDSHIRT JUNIOR)

- Played in all 12 games, mainly on special teams

2016 (SOPHOMORE)

- Participated in the spring practice session
- Recorded one reception for 11 yards in the Spring Game
- Transferred to Oregon State in the offseason arriving on campus in January
- Arrived on campus with three years to play three seasons
- Had to sit out the 2016 season due to NCAA transfer rules

LAFAYETTE COLLEGE

- Played tight end and long snapper at Lafayette
- Played in 10 games making 6 catches for 78 yards in 2015
- Named to Patriot League Academic Honor Roll in 2014 and '15

LA COSTA CANYON HIGH SCHOOL

- All-Avocado League First Team selection at tight end
- Averaged 15.6 yards per catch with four touchdowns during his prep career
- Served as a team captain as a senior
- Also played defensive end and long snapper earning three letters
- Played in the West Coast Bowl all-star game
- Played forward on the basketball team, helping lead the squad to three CIF titles and one state championship appearance
- Earned three letters on the hardwood earning the Coaches' Award and the Most Improved Player Award

PERSONAL

- Born in San Diego, Calif.
- Son of Tim and Linda Smith
- Has one brother, Kellen, and a sister, Dyllann
- Father, Tim, played football at the University of Arizona
- Great uncle, Dave Skrien, coached in the Canadian Football League leading the Saskatchewan Roughriders to the Grey Cup in 1972
- Earned the Maverick of the Year award in high school (character and embodiment of school values)
- On leadership committees for Fellowship of Christian Athletes and Young Life clubs
- nity service projects including as a four-year summer intern at C3 Church in San Diego and an Adopt-a-Block program with Dream Center Los Angeles





ADAM SOESMAN #43 LB

R. Senior • 6-1 • 215 • 4L
 Major: Business Administration
 Clovis, Calif.
 Buchanan HS

PRONOUNCED sose-man

CAREER

- Played in 40 games, making two starts
- Totaled 34 tackles, including two for a loss, with one pass deflection, one forced fumble and one quarterback hurry

2018 (REDSHIRT SENIOR)

- Played in 11 games
- Totaled five tackles, with two apiece versus Southern Utah and Arizona

2017 (REDSHIRT JUNIOR)

- Played in eight games
- Made one tackle, against Colorado, with a quarterback hurry at Colorado State

2016 (REDSHIRT SOPHOMORE)

- Played in nine games starting two
- Began the season as a second-string outside linebacker
- Made his first career start at Stanford, in the ninth game of the season, due to injury
- Also started at UCLA before suffering an injury of his own that sidelined him against Arizona in game 11
- Recorded a season-best four tackles at Stanford
- Moved from safety to outside linebacker during spring drills

2015 (REDSHIRT FRESHMAN)

- Played in all 12 games, mostly on special teams
- Also earned playing time on defense late in the season as injuries sidelined starters
- Finished the season with 23 tackles, including two tackles-for-loss
- Recorded a season-best six tackles at Oregon
- Forced a fumble at Oregon

2014 (FRESHMAN)

- Redshirt
- Worked with the scout team as a true freshman

BUCHANAN HIGH SCHOOL

- Rated the No. 50 safety in the country and the No. 61 best prospect in the state of California by Rivals
- Nominated for the Cal-Hi Sports All-State team
- PrepStar All-West region
- First team all-league as a junior
- Competed in the Oakland Nike Camp as a junior
- One of the top 110-meter hurdlers in the state winning the league title as a junior
- Also a sprinter and competed in the high jump, long jump and triple jump
- Helped Buchanan to league track titles as a sophomore and junior
- Also played basketball

PERSONAL

- Son of Richard and Janet Soesman
- Has one brother, Evan, and a sister, Rachel

SOESMAN'S CAREER DEFENSIVE STATISTICS

Year	G	UA	A	Total	TFL	Yds	PD	FF	FR	Blkd	QBH
2015	12	11	12	23	2.0	4	1	1	0	0	0
2016	9	4	1	5	0.0	0	0	0	0	0	0
2017	8	1	0	1	0.0	0	0	0	0	0	1
2018	11	3	2	5	0.0	0	0	0	0	0	0
TOTAL	40	19	15	34	2.0	4	1	1	0	0	1

SOESMAN'S GAME-BY-GAME STATS (2018 - played in 11 games)

Opponent	Tck	TFL	BrUp
@ Ohio State	1	0.0-0	0
Southern Utah	2	0.0-0	0
Arizona	2	0.0-0	0

SOESMAN'S GAME-BY-GAME STATS (2017 - played in 8 games)

Opponent	Tck	TFL	BrUp
Colorado	1	0.0-0	0

SOESMAN'S GAME-BY-GAME STATS (2016 - played in 9 games)

Opponent	Tck	TFL	BrUp
@ Stanford	4	0.0-0	0
@ UCLA	1	0.0-0	0

SOESMAN'S GAME-BY-GAME STATS (2015 - played in all 12 games)

Opponent	Tck	TFL	BrUp
San Jose State	1	0.0-0	0
@ Arizona	1	0.0-0	0
@ Washington State	3	0.0-0	0
Colorado	1	1.0-1	0
UCLA	4	1.0-3	0
@ California	4	0.0-0	0
Washington	3	0.0-0	0
@ Oregon	6	0.0-0	0

FF-1 (ORE); BrUp-1 (ORE)



KALANI VAKAMEILALO #97 DT

R. Senior • 6-3 • 322 • 4L
 Major: Sociology
 Kapolei, Hawai'i
 Kapolei HS

PRONOUNCED vah-kah-may-lah-loh

CAREER

- Played in 46 games, making 31 starts
- Finished with 75 tackles, including 13.5 for a loss
- Adds six sacks - two in each of his first three seasons - to go along with three pass deflections, one forced fumble, one fumble recovery and two quarterback hurries

2018 (REDSHIRT SENIOR)

- Appeared in and started all 12 games
- Tallied 28 tackles with 5.5 for a loss and one forced fumble
- Forced the fumble against Nevada and tallied four tackles, with 1.5 for a loss
- Posted a career-high 2.5 tackles for loss at Washington, recording four tackles overall
- Opened the season with five tackles at Ohio State
- Tallied half a TFL at Stanford one against Oregon

2017 (REDSHIRT JUNIOR)

- Appeared in and started all 12 games
- Made 20 tackles, with 10 solo. Finished with three tackles for loss, two sacks, a fumble recovery, one quarterback hurry and one pass breakup
- Tallied a season-best four tackles in the opener at Colorado State, adding one quarterback hurry and a pass breakup
- Finished with three tackles, including one for a loss, in the win over Portland State
- Recorded solo sacks against both Washington State and Oregon
- Recovered a fumble against California

2016 (REDSHIRT SOPHOMORE)

- Played in all 12 games, making six starts
- Listed as a co-starter at defensive tackle throughout the season
- Helped clog up the middle of the defense for the Beavers finishing the season with 17 tackles
- Recorded two sacks in 2016, one against Idaho State and the other at UCLA
- Tallied a career-best seven tackles against Utah
- Deflected a pass at Stanford



2015 (REDSHIRT FRESHMAN)

- Played in 10 games starting one
- Received first career start at Michigan
- Battled nagging injuries for most of the season and missed Colorado and Utah games
- Registered career-best four tackles at Oregon and added a sack and a deflected pass
- Recorded first career sack on his first career tackle against Weber State
- Finished the season with 10 tackles including three tackles-for-loss
- Recorded three tackles including a half sack and a pass breakup in the 2015 Spring Game

2014 (FRESHMAN)

- Redshirt
- Practiced with the scout team at defensive tackle during his rookie year with the Beavers
- Limited late in fall camp due to arm injury

KAPOLEI HIGH SCHOOL

- Rated the No. 1 prospect in Hawai'i per Rivals
- PrepStar All-West Region
- Did not play football until high school
- Played defensive tackle and defensive end at Kapolei
- First team all-state
- Team captain as a junior and senior
- Bleacher Report tabbed him "Oregon State's most underrated recruit"

PERSONAL

- Son of Oseola and Esau Vakameilalo
- Has one brother, Esau, Jr., and five sisters, Latu, Mary, Tina, Manatu and Sesiliane
- Cousins, Haloti Ngata and Paul Fanaika play football in the NFL
- Enjoys hunting, fishing and swimming

VAKAMEILALO'S CAREER DEFENSIVE STATISTICS

Year	G	UA	A	Total	TFL	Yds	PD	FF	FR	Bkld	QBH
2015	10	7	3	10	3.0	10	1	0	0	0	0
2016	12	10	7	17	2.0	7	1	0	0	0	1
2017	12	10	10	20	3.0	11	1	0	1	0	1
2018	12	12	16	28	5.5	23	0	1	0	0	0
TOTAL	46	39	36	75	13.5	51	3	1	1	0	2

VAKAMEILALO'S CAREER SACKS STATISTICS

Year	G	UA	A	Total	Yds
2015	10	2	0	2.0	9
2016	12	2	0	2.0	7
2017	12	2	0	2.0	9
2018	12	0	0	0.0	0
TOTAL	46	6	0	6.0	25

VAKAMEILALO'S GAME-BY-GAME STATS (2018 - played in all 12 games)

Opponent	Tck	TFL	Sacks
@ Ohio State	5	0.0-0	0.0-0
Southern Utah	3	0.0-0	0.0-0
@ Nevada	4	1.5-6	0.0-0
Arizona	2	0.0-0	0.0-0
California	1	0.0-0	0.0-0
@ Colorado	1	0.0-0	0.0-0
USC	4	0.0-0	0.0-0
@ Stanford	2	0.5-1	0.0-0
@ Washington	4	2.5-15	0.0-0
Oregon	2	1.0-1	0.0-0

FF-1 (@ NEV)

VAKAMEILALO'S GAME-BY-GAME STATS (2017 - played in all 12 games)

Opponent	Tck	TFL	Sacks
@ Colorado State	4	0.0-0	0.0-0
Portland State	3	1.0-2	0.0-0
Minnesota	2	0.0-0	0.0-0
@ Washington State	1	1.0-5	1.0-5
Washington	2	0.0-0	0.0-0
@ USC	2	0.0-0	0.0-0
Colorado	3	0.0-0	0.0-0
@ California	1	0.0-0	0.0-0
@ Oregon	2	1.0-4	1.0-4

FR-1 (CAL); **BrUp-1** (CSU)

VAKAMEILALO'S GAME-BY-GAME STATS (2016 - played in all 12 games)


Opponent	Tck	TFL	Sacks
Idaho State	1	1.0-1	1.0-1
Boise State	1	0.0-0	0.0-0
@ Colorado	2	0.0-0	0.0-0
California	2	0.0-0	0.0-0
Utah	7	0.0-0	0.0-0
@ Washington	2	0.0-0	0.0-0
@ Stanford	1	0.0-0	0.0-0
@ UCLA	1	1.0-6	1.0-6

BrUp-1 (STAN)

VAKAMEILALO'S GAME-BY-GAME STATS (2015 - played in 10 games)

Opponent	Tck	TFL	Sacks
Weber State	1	1.0-6	1.0-6
San Jose State	1	1.0-1	0.0-0
Stanford	1	0.0-0	0.0-0
@ Arizona	2	0.0-0	0.0-0
@ Washington State	1	0.0-0	0.0-0
UCLA	2	0.0-0	0.0-0
@ Oregon	2	1.0-3	1.0-3

BrUp-1 (ORE)



DWAYNE WILLIAMS **#4**
CB

R. Senior • 5-9 • 175 • 4L
Major: Public Health
Killeen, Texas
Shoemaker HS

CAREER

- Played in 30 games, with 22 starts
- Had 74 tackles, including 4.5 for a loss, with five pass deflections and three quarterback hurries. Also had one sack and one forced fumble

2018 (REDSHIRT SENIOR)

- Played in and started 11 games
- Made 32 tackles - 26 solo - with one forced fumble and two pass deflections
- Forced the fumble against USC
- Credited with a season-best eight tackles in the season opener at Ohio State, with seven solo
- Added six tackles versus Southern Utah the following week
- Registered pass breakups at Nevada and at Colorado

2017 (REDSHIRT JUNIOR)

- Played in the first three games of the season before missing the final nine due to injury. Started all three games he played in
- Made five tackles and finished with one quarterback hurry
- Posted two tackles against both Colorado State and Portland State

2016 (REDSHIRT SOPHOMORE)

- Played in five games, starting all five
- Limited to five games due to a pair of injuries, missed Boise State and Colorado due to a knee injury, then missed Utah, Washington, Washington State, Stanford and UCLA later in the season again due to injury
- Registered a career-high six tackles against Idaho State
- Made the first sack of his career against Arizona
- Recorded five tackles and a pass breakup against Oregon
- Entered fall camp as a first-string cornerback but was limited by a nagging injury throughout camp
- Enjoyed an outstanding spring practice session tallying several interceptions
- Scored on a 56-yard pick-6 in the Spring Game

2015 (REDSHIRT FRESHMAN)

- Played in 11 games starting three
- Finished the season with 17 tackles including 2.5 tackles-for-loss
- Received first career start at Washington State registering a career-high four tackles and matched his output the next week against Colorado
- Recorded four tackles including a half tackle-for-loss in the 2015 Spring Game



2014 (FRESHMAN)

- Redshirt
- Was on the 'ready to play' list and practiced with the defense throughout the season
- Practiced as a punt and kick returner during the season

SHOEMAKER HIGH SCHOOL

- Helped Shoemaker to a 7-4 record as a senior - it's best ever
- Two-year varsity letterman
- District 8-5A Defensive Player of the Year
- First team all-state defensive back
- Grabbed 10 interceptions as a senior, returning one for a touchdown
- Also a kick and punt returner, and wide receiver
- Started playing football as a freshman in high school
- Standout in track & field, earning a gold medal in the 800-meter Texas 5A state meet
- Owns the fastest 400-meter time in Shoemaker history at 50.09 and the fifth-fastest 200-meter time at 21.7
- Won the national championship title in the 4x200-meter relay in 2013

PERSONAL

- Son of Dwyane and Gladys Williams
- Enjoys hanging out with friends and lifting weights

WILLIAMS' CAREER DEFENSIVE STATISTICS

Year	G	UA	A	Total	TFL	Yds	PD	FF	FR	Blkd	QBH
2015	11	15	2	17	2.5	5	2	0	0	0	1
2016	5	11	9	20	2.0	10	1	0	0	0	1
2017	3	2	3	5	0.0	0	0	0	0	0	1
2018	11	26	6	32	0.0	0	2	1	0	0	0
TOTAL	30	54	20	74	4.5	15	5	1	0	0	3

WILLIAMS' CAREER SACKS STATISTICS

Year	G	UA	A	Total	Yds
2015	11	0	0	0.0	0
2016	5	1	0	1.0	6
2017	3	0	0	0.0	0
2018	11	0	0	0.0	0
TOTAL	19	1	0	1.0	6

WILLIAMS' GAME-BY-GAME STATS (2018 - played in 11 games)

Opponent	Tck	TFL	BrUp
@ Ohio State	8	0.0-0	0
Southern Utah	6	0.0-0	0
@ Nevada	3	0.0-0	0
Arizona	2	0.0-0	1
@ Arizona State	2	0.0-0	0
Washington State	2	0.0-0	0
California	4	0.0-0	0
@ Colorado	3	0.0-0	1
USC	2	0.0-0	0
FF-1 (USC)			

WILLIAMS' GAME-BY-GAME STATS (2017 - played in 3 games)

Opponent	Tck	TFL	BrUp
@ Colorado State	2	0.0-0	0
Portland State	2	0.0-0	0
Minnesota	1	0.0-0	0

WILLIAMS' GAME-BY-GAME STATS (2016 - played in 5 games)

Opponent	Tck	TFL	BrUp
@ Minnesota	3	0.0-0	0
Idaho State	6	0.0-0	0
California	3	1.0-4	0
Arizona	3	1.0-6	0
Oregon	5	0.0-0	1
Sack-1 (ORE)			

WILLIAMS' GAME-BY-GAME STATS (2015 - played in 11 games)

Opponent	Tck	TFL	Sacks
Weber State	1	0.0-0	0
@ Michigan	1	0.0-0	0
@ Arizona	1	0.0-0	0
@ Washington State	4	0.5-1	1
Colorado	4	0.0-0	0
@ Utah	3	1.0-3	0
UCLA	3	1.0-1	1



JONATHAN WILLIS #32 LB

R. Senior • 6-1 • 225 • 4L
 Major: Sociology
 Tulsa, Okla.
 Booker T. Washington HS

CAREER

- Played in 48 games, including 24 starts
- Tallied 196 tackles - 115 solo - with 12.5 for a loss
- Added six sacks, three pass deflections, two forced fumbles, a blocked kick and four quarterback hurries

2018 (REDSHIRT SENIOR)

- Played in all 12 games, making six starts
- Totaled 35 tackles with two for a loss and one sack. Added a quarterback hurry
- Recorded a season-best seven tackles in the season opener at Ohio State
- Picked up solo TFLs against Southern Utah and at Washington. Finished with six total tackles against Southern Utah
- Credited with four tackles in three consecutive games: at Nevada, versus Arizona and at Arizona State

2017 (REDSHIRT JUNIOR)

- Played in and started all 12 games
- Finished with 68 tackles, including 36 solo. Added six tackles for loss, three sacks, one forced fumble, two quarterback hurries and two pass breakups
- Recorded a season-best 12 tackles against Minnesota, with half a tackle for loss
- Reached double-figure tackles again when posting 10 versus Stanford. Had two tackles for loss against the Cardinal, with one sack and one pass breakup
- Had at least one TFL in four straight games: versus Washington, USC, Colorado and Stanford. Recorded sacks in three straight against USC, Colorado and Stanford
- Picked up half a TFL against both Minnesota and Oregon
- Forced a fumble against USC
- Tallied eight tackles against Arizona State, and seven against Colorado

2016 (REDSHIRT SOPHOMORE)

- Played in all 12 games including two starts
- Recorded six special teams tackles on coverage teams
- Finished the season with 26 tackles in a mostly reserve role
- Tallied a season-best seven tackles at Colorado including a tackle-for-loss
- Made a pair of starts against Boise State and Oregon due to injury
- Registered the first pass breakup of his career against Idaho State
- Blocked a punt at Washington
- Missed a portion of spring practice due to injury

2015 (REDSHIRT FRESHMAN)

- Played in all 12 games starting four
- Began the season as a special teams ace and led the Beavers with seven special teams tackles
- Finished the year third on the team with 67 tackles despite spending most of the first half of the season as a part-timer
- Earned his first career start at Utah
- Started four of the final five games averaging 10.3 tackles in those games
- Exceeded 10 tackles in a game twice with 11 at Utah and a career-best 13 at Oregon
- Forced a fumble at Washington State on a sack and strip
- Recorded five tackles in the 2015 Spring Game

2014 (FRESHMAN)

- Redshirt
- Practiced with the scout team as an outside linebacker during his first year in the OSU football program

BOOKER T. WASHINGTON HIGH SCHOOL

- Two-year starter at defensive end and linebacker for the Hornets
- Rated the No. 11 prospect in Oklahoma per Rivals
- Started his prep career as a running back
- Tallied 15.5 sacks as a junior to lead Oklahoma's 6A prep division
- Registered 13 sacks as a senior
- Voted the best defensive lineman via fan vote by the *Tulsa World*



- SuperPrep All-Midwest Region
- Played defensive end at the start of his junior season before moving to linebacker in a formation change during the season
- Former Beaver linebacker Michael Doctor is a Booker T. Washington alum

PERSONAL

- Son of Pamela and Jeffrey Willis, and his stepmother, Mayleen
- Has three brothers, Jeffrey, Joshua and Dato and three sisters, Sheree, Tamar and Amihan

WILLIS' CAREER DEFENSIVE STATISTICS

Year	G	UA	A	Total	TFL	Yds	PD	FF	FR	Bkld	QBH
2015	12	40	27	67	3.5	25	0	1	0	0	1
2016	12	17	9	26	1.0	1	1	0	0	1	0
2017	12	36	32	68	6.0	46	2	1	0	0	2
2018	12	22	13	35	2.0	8	0	0	0	0	1
TOTAL	48	115	81	196	12.5	80	3	2	0	1	4

WILLIS' CAREER SACKS STATISTICS

Year	G	UA	A	Total	Yds
2015	12	2	0	2.0	21
2016	12	0	0	0.0	0
2017	12	3	0	3.0	38
2018	12	1	0	1.0	4
TOTAL	48	6	0	6.0	63

WILLIS' GAME-BY-GAME STATS (2018 - played all 12 games)

Opponent	Tck	TFL	Sacks
@ Ohio State	7	0.0-0	0.0-0
Southern Utah	6	1.0-4	1.0-4
@ Nevada	4	0.0-0	0.0-0
Arizona	4	0.0-0	0.0-0
@ Arizona State	4	0.0-0	0.0-0
Washington State	2	0.0-0	0.0-0
California	3	0.0-0	0.0-0
USC	1	0.0-0	0.0-0
@ Stanford	1	0.0-0	0.0-0
@ Washington	1	1.0-4	0.0-0
Oregon	2	0.0-0	0.0-0

WILLIS' GAME-BY-GAME STATS (2017 - played all 12 games)

Opponent	Tck	TFL	Sacks
@ Colorado State	5	0.0-0	0.0-0
Portland State	2	0.0-0	0.0-0
Minnesota	12	0.5-1	0.0-0
@ Washington State	3	0.0-0	0.0-0
Washington	5	1.0-4	0.0-0
@ USC	3	1.0-21	1.0-21
Colorado	7	1.0-9	1.0-9
Stanford	10	2.0-9	1.0-8
@ California	5	0.0-0	0.0-0
@ Arizona	4	0.0-0	0.0-0
Arizona State	8	0.0-0	0.0-0
@ Oregon	4	0.5-2	0.0-0

FF-1 (USC); BrUp-1 (STAN)

WILLIS' GAME-BY-GAME STATS (2016 - played all 12 games)

Opponent	Tck	TFL	Sacks
Idaho State	2	0.0-0	0.0-0
Boise State	1	0.0-0	0.0-0
@ Colorado	7	1.0-1	0.0-0
Utah	1	0.0-0	0.0-0
@ Washington	3	0.0-0	0.0-0
Washington State	4	0.0-0	0.0-0
@ Stanford	3	0.0-0	0.0-0
Arizona	2	0.0-0	0.0-0
Oregon	3	0.0-0	0.0-0

BrUp-1 (ISU); BLOCK-1 (WASH)

WILLIS' GAME-BY-GAME STATS (2015 - played in all 12 games)

Opponent	Tck	TFL	Sacks
Weber State	5	0.0-0	0.0-0
@ Michigan	4	0.0-0	0.0-0
Stanford	1	0.0-0	0.0-0
@ Arizona	4	1.0-2	0.0-0
@ Washington State	4	1.0-17	1.0-17
Colorado	3	0.0-0	0.0-0
@ Utah	11	0.5-2	0.0-0
UCLA	8	0.0-0	0.0-0
@ California	9	1.0-4	1.0-4
Washington	5	0.0-0	0.0-0
@ Oregon	13	0.0-0	0.0-0

FF-1 (WSU)



YEARLY LEADERS

----- PASSING -----			----- RUSHING -----			----- RECEIVING -----		
1967	Steve Preece	737	1967	Bill Enyart	851	1967	Roger Cantlon	214
1968	Steve Preece	881	1968	Bill Enyart	1,304	1968	Roger Cantlon	409
1969	Steve Endicott	1,251	1969	Dave Schilling	635	1969	Jeff Kolberg	305
1970	Jim Kilmartin	463	1970	Dave Schilling	1,084	1970	Jeff Kolberg	534
1971	Steve Endicott	1,334	1971	Dave Schilling	833	1971	Jeff Kolberg	525
1972	Scott Spiegelberg	278	1972	Mike Davenport	538	1972	Rod Petersen	232
1973	Alvin White	1,437	1973	Dick Maurer	393	1973	Lee Overton	351
1974	Alvin White	1,662	1974	Elvin Momon	479	1974	Dave Brown	383
1975	Kyle Grossart	969	1975	Rich Dodge	558	1975	Phil Wroblicky	370
1976	Dave White	552	1976	James Fields	649	1976	Lee Overton	382
1977	John Norman	929	1977	James Fields	740	1977	Steve Coury	458
1978	Steve Smith	1,182	1978	Willie Johnson	324	1978	Steve Coury	502
1979	Scott Richardson	1,645	1979	Tony Robinson	525	1979	Steve Coury	842
1980	Ed Singler	1,166	1980	Tony Robinson	882	1980	Victor Simmons	500
1981	Ed Singler	1,500	1981	Randy Holmes	637	1981	Victor Simmons	703
1982	Jeff Seay	888	1982	Bryce Oglesby	676	1982	Claude Dixon	345
1983	Ladd McKittrick	1,106	1983	Bryce Oglesby	878	1983	Reggie Bynum	580
1984	Ricky Greene	927	1984	Donald Beavers	392	1984	Reggie Bynum	711
1985	Rich Gonzales	986	1985	Darvin Malone	554	1985	Reggie Bynum	703
1986	Erik Wilhelm	2,871	1986	Pat Chaffey	232	1986	Dave Montagne	862
1987	Erik Wilhelm	2,736	1987	Brian Taylor	411	1987	Robb Thomas	899
1988	Erik Wilhelm	2,896	1988	Pat Chaffey	485	1988	Robb Thomas	763
1989	Nick Schichtle	1,378	1989	Pat Chaffey	457	1989	Pat Chaffey	741
1990	Matt Booher	892	1990	James Jones	364	1990	Maurice Wilson	425
1991	Ed Browning	171		Dwayne Owens	364			
			1991	Chad Paulson	490	1991	Maurice Wilson	155
1992	Mark Olford	331	1992	Mark Olford	525	1992	Kenyon Branscomb	174
1993	Rahim Muhammad	124	1993	J.J. Young	955	1993	Chris Cross	92
1994	Don Shanklin	560	1994	J.J. Young	891	1994	Cameron Reynolds	231
1995	Tim Alexander	400	1995	Tim Alexander	439	1995	Cameron Reynolds	219
1996	Tim Alexander	328	1996	Akili King	740	1996	Roddy Tompkins	296
1997	Tim Alexander	1,745	1997	Tim Alexander	288	1997	Greg Ainsworth	600
1998	Jonathan Smith	1,427	1998	Ken Simonton	1,028	1998	Greg Ainsworth	749
1999	Jonathan Smith	3,053	1999	Ken Simonton	1,486	1999	Imani Percoats	816
2000	Jonathan Smith	2,773	2000	Ken Simonton	1,559	2000	Chad Johnson	806
2001	Jonathan Smith	2,427	2001	Ken Simonton	971	2001	James Newson	968
2002	Derek Anderson	3,313	2002	Steven Jackson	1,690	2002	James Newson	1,284
2003	Derek Anderson	4,058	2003	Steven Jackson	1,545	2003	James Newson	1,306
							Mike Hass	1,013
2004	Derek Anderson	3,615	2004	Dwight Wright	784	2004	Mike Hass	1,379
2005	Matt Moore	2,711	2005	Yvenson Bernard	1,321	2005	Mike Hass	1,532
2006	Matt Moore	3,022	2006	Yvenson Bernard	1,307	2006	Sammie Stroughter	1,293
2007	Sean Canfield	1,661	2007	Yvenson Bernard	1,275	2007	Anthony Brown	550
2008	Lyle Moevao	2,534	2008	Jacquizz Rodgers	1,253	2008	Sammie Stroughter	1,040
2009	Sean Canfield	3,271	2009	Jacquizz Rodgers	1,502	2009	James Rodgers	1,034
2010	Ryan Katz	2,401	2010	Jacquizz Rodgers	1,184	2010	Markus Wheaton	675
2011	Sean Mannion	3,328	2011	Malcolm Agnew	423	2011	Markus Wheaton	986
2012	Sean Mannion	2,446	2012	Storm Woods	940	2012	Markus Wheaton	1,244
							Brandin Cooks	1,151
2013	Sean Mannion	4,662	2013	Terron Ward	521	2013	Brandin Cooks	1,730
2014	Sean Mannion	3,164	2014	Storm Woods	766	2014	Victor Bolden Jr.	798
2015	Seth Collins	936	2015	Seth Collins	580	2015	Jordan Villamin	660
2016	Marcus McMaryion	1,286	2016	Ryan Nall	951	2016	Victor Bolden Jr.	542
2017	Darell Garretson	1,465	2017	Ryan Nall	810	2017	Noah Togiai	461
2018	Jake Luton	1,660	2018	Jermar Jefferson	1,380	2018	Isaiah Hodgins	876



PASSING RECORDS

PASSING—300-YARD GAMES

	PLAYER	YARDS	TD	OPPONENT
1.	Sean Mannion	493 (34-51)	4	@ Washington State (10/12/2013)
2.	Derek Anderson	485 (34-60)	2	@ USC (12/6/2003)
3.	Sean Mannion	481 (34-45)	4	@ California (10/19/2013)
4.	Jonathan Smith	469 (17-32)	3	@ Washington (11/24/1998)
5.	Erik Wilhelm	461 (27-44)	5	Akron (10/10/1987)
6.	Sean Mannion	443 (27-45)	5	@ Utah (9/14/2013)
7.	Matt Moore	436 (32-43)	1	Arizona (10/29/2005)
8.	Sean Mannion	433 (29-45)	3	@ Arizona (9/29/2012)
9.	Sean Mannion	422 (37-43)	3	Eastern Washington (8/31/2013)
10.	Sean Mannion	419 (31-41)	1	Washington State (11/8/2014)
11.	Sean Mannion	414 (27-52)	6	Colorado (9/28/2013)
12.	Derek Anderson	411 (22-42)	4	@ Boise State (9/10/2004)
13.	Derek Anderson	408 (19-37)	1	Boise State (9/20/2003)
14.	Erik Wilhelm	406 (37-62)	3	USC (10/29/1988)
15.	Jonathan Smith	405 (23-41)	2	@ Stanford (10/16/1999)
16.	Lyle Moevao	404 (34-54)	3	@ Stanford (8/28/2008)
17.	Ryan Katz	393 (30-42)	2	@ Arizona (10/9/2010)
18.	Derek Anderson	384 (29-53)	1	@ Arizona State (9/25/2004)
19.	Derek Anderson	383 (26-48)	4	Stanford (11/15/2003)
20.	Sean Mannion	379 (24-35)	2	@ UCLA (9/22/2012)
21.	Sean Mannion	376 (26-34)	4	vs. Washington State (10/22/2011)
22.	Lyle Moevao	374 (27-51)	5	Oregon (11/29/2008)
23.	Erik Wilhelm	372 (34-57)	1	@ Washington State (10/4/1986)
	Sean Mannion	372 (31-43)	4	Hawai'i (9/7/2013)
25.	Derek Anderson	370 (21-37)	4	@ Oregon (11/23/2002)
26.	Matt Moore	367 (26-38)	4	Portland State (9/3/2005)
	Sean Mannion	367 (38-55)	3	@ San Diego State (9/21/2013)
28.	Derek Anderson	358 (28-45)	4	vs. Notre Dame (12/28/2004)
29.	Derek Anderson	356 (20-26)	5	UNLV (9/14/2002)
	Matt Moore	356 (31-54)	4	vs. Missouri (12/29/2006)
31.	Erik Wilhelm	353 (33-53)	1	@ Georgia (9/12/1987)
	Erik Wilhelm	353 (27-38)	2	@ Colorado (9/24/1988)
	Sean Canfield	353 (21-30)	3	Idaho State (9/15/2007)
34.	Jonathan Smith	351 (23-37)	4	@ UCLA (10/21/2000)
	Derek Anderson	351 (24-41)	4	Oregon (11/20/2004)
36.	Erik Wilhelm	347 (35-56)	0	@ Arizona (10/18/1986)
37.	Derek Anderson	345 (15-26)	3	Eastern Kentucky (8/29/2002)
38.	Derek Anderson	344 (21-48)	1	Washington (10/18/2003)
39.	Alvin White	342 (27-43)	0	UCLA (11/16/1974)
	Sean Canfield	342 (29-39)	2	@ California (11/7/2009)
41.	Sean Mannion	341 (40-66)	1	@ Arizona State (10/1/2011)
42.	Erik Wilhelm	340 (31-51)	0	UCLA (11/1/1986)
43.	Erik Wilhelm	339 (39-64)	1	@ Michigan (9/20/1986)
	Erik Wilhelm	339 (31-49)	1	Arizona State (10/24/1987)
	Sean Mannion	339 (26-37)	3	Washington (11/19/2011)
46.	Derek Anderson	334 (29-42)	2	@ Stanford (11/13/2004)
47.	Cody Vaz	332 (20-32)	3	@ BYU (10/13/2012)
48.	Derek Anderson	330 (22-51)	2	USC (11/6/2004)
49.	Sean Canfield	329 (30-43)	3	@ USC (10/24/2009)
50.	Sean Mannion	328 (26-45)	1	Portland State (8/30/2014)
51.	Marcus McMoryion	327 (23-39)	2	Washington State (10/29/2016)
52.	Sean Mannion	325 (24-33)	4	California (11/17/2012)
53.	Jonathan Smith	324 (14-26)	2	Stanford (10/14/2000)
	Sean Canfield	324 (28-45)	2	@ Arizona State (9/22/2007)
55.	Jonathan Smith	323 (23-47)	0	UCLA (11/7/1998)
56.	Derek Anderson	322 (21-32)	2	New Mexico (9/18/2003)
57.	Sean Mannion	320 (31-46)	2	@ Arizona State (11/16/2013)
	Sean Mannion	320 (30-45)	2	California (11/1/2014)
59.	Derek Anderson	319 (21-45)	1	vs. Pittsburgh (12/26/2002)
60.	Erik Wilhelm	318 (28-55)	2	@ Arizona (10/17/1987)
61.	Jonathan Smith	317 (11-28)	0	@ California (11/4/2000)
	Jonathan Smith	317 (18-28)	2	Washington (11/10/2001)
	Matt Moore	317 (25-48)	1	@ Louisville (9/17/2005)
64.	Jonathan Smith	314 (13-24)	3	@ Washington (10/7/2000)
	Sean Mannion	314 (29-47)	2	@ Oregon (11/29/2013)
	Sean Mannion	314 (30-46)	2	@ Washington (11/22/2014)
67.	Ed Singler	313 (21-34)	2	@ LSU (9/19/1981)
	Lyle Moevao	313 (21-31)	2	@ Utah (10/2/2008)
69.	Matt Moore	311 (24-43)	0	Arizona State (9/24/2005)
	Sean Mannion	311 (31-49)	1	Oregon (11/24/2012)
71.	Jake Luton	310 (28-39)	3	@ Colorado (10/27/2018)

	PLAYER	YARDS	TD	OPPONENT
72.	Erik Wilhelm	309 (28-48)	3	@ UCLA (10/8/1988)
73.	Derek Anderson	308 (21-32)	4	Stanford (11/15/2003)
	Matt Moore	308 (14-19)	1	@ Washington (10/14/2006)
75.	Sean Canfield	306 (24-36)	2	@ Oregon (12/3/2009)
	Sean Mannion	306 (27-43)	1	BYU (10/15/2011)
77.	Jonathan Smith	305 (16-24)	3	vs. Notre Dame (1/1/2001)
	Sean Canfield	305 (25-34)	0	UCLA (10/31/2009)
80.	Ladd McKittrick	304 (18-38)	1	@ California (10/15/1983)
	Jake Luton	304 (27-47)	2	@ Colorado State (8/26/2017)
82.	Jonathan Smith	303 (17-28)	2	Oregon (11/21/1998)
	Jonathan Smith	303 (16-29)	2	Fresno State (9/11/1999)
	Sean Canfield	303 (31-47)	2	Arizona (9/26/2009)
85.	Jake Luton	301 (31-45)	1	USC (11/3/2018)
86.	Sean Mannion	300 (26-37)	3	@ Hawai'i (9/6/2014)



Erik Wilhelm (1985-88) led the Air Express attack re-writing the Oregon State passing record books becoming the first OSU quarterback to throw for 9,000 yards in his career. Wilhelm is currently No. 2 in completions and No. 4 in passing yards and touchdowns in OSU history.



Karl Maasdam

Sean Mannion (2011-14) set the Pac-12 career passing record with 13,600 yards during his career at Oregon State. Along the way, Mannion re-wrote the Oregon State record book setting 18 new marks for the Beavers.



PASSING RECORDS

----- GAME -----

350-YARD GAMES

PLAYER	YARDS	OPPONENT
1. Sean Mannion	493 (34 of 51)	@ Washington St. (10/12/2013)
2. Derek Anderson	485 (34 of 60)	@ USC (12/6/2003)
3. Sean Mannion	481 (35 of 45)	@ California (10/19/2013)
4. Jonathan Smith	469 (17 of 32)	@ Washington (10/24/1998)
5. Erik Wilhelm	461 (27 of 44)	Akron (10/10/1987)
6. Sean Mannion	443 (27 of 45)	@ Utah (9/14/2013)
7. Matt Moore	436 (32 of 43)	Arizona (10/29/2005)
8. Sean Mannion	433 (29 of 45)	@ Arizona (9/29/2012)
9. Sean Mannion	422 (37 of 43)	Eastern Washington (8/31/2013)
10. Sean Mannion	419 (31 of 41)	Washington State (11/8/2014)
11. Sean Mannion	414 (27 of 52)	Colorado (9/28/2013)
12. Derek Anderson	411 (22 of 42)	@ Boise State (9/10/2004)
13. Derek Anderson	408 (19 of 37)	Boise State (9/20/2003)
14. Erik Wilhelm	406 (37 of 62)	USC (10/29/1988)
15. Jonathan Smith	405 (23 of 41)	@ Stanford (10/16/1999)
16. Lyle Moevao	404 (34 of 54)	@ Stanford (8/28/2008)
17. Ryan Katz	393 (30 of 42)	@ Arizona (10/9/2010)
18. Derek Anderson	384 (29 of 53)	@ Arizona State (9/25/2004)
19. Derek Anderson	383 (26 of 48)	Stanford (11/15/2003)
20. Sean Mannion	379 (24 of 35)	@ UCLA (9/22/2013)
21. Sean Mannion	376 (26 of 34)	vs. Washington St. (10/22/2011)
22. Lyle Moevao	374 (27 of 51)	Oregon (11/29/2008)
23. Erik Wilhelm	372 (34 of 57)	@ Washington State (10/4/1986)
Sean Mannion	372 (31 of 43)	Hawai'i (9/7/2013)
25. Derek Anderson	370 (21 of 37)	@ Oregon (11/23/2002)
26. Matt Moore	367 (26 of 38)	Portland State (9/3/2005)
Sean Mannion	367 (38 of 55)	@ San Diego State (9/21/2013)
28. Derek Anderson	358 (28 of 45)	vs. Notre Dame (12/28/2004)
29. Derek Anderson	356 (20 of 26)	UNLV (9/14/2002)
Matt Moore	356 (31 of 54)	vs. Missouri (12/29/2006)
31. Erik Wilhelm	353 (33 of 53)	@ Georgia (9/12/1987)
Erik Wilhelm	353 (27 of 38)	@ Colorado (9/24/1988)
Sean Canfield	353 (21 of 30)	Idaho State (9/15/2007)
34. Jonathan Smith	351 (23 of 37)	@ UCLA (10/21/2000)
Derek Anderson	351 (24 of 41)	Oregon (11/20/2004)

MOST YARDS IN BACK-TO-BACK GAMES

PLAYER	YARDS	OPPONENT
1. Sean Mannion	974 (69 of 96)	@ Washington St. (10/12/2013) & @ California (10/19/2013)

COMPLETIONS

1. Sean Mannion	41 (57 att.)	Stanford (10/26/2013)
-----------------	--------------	-----------------------

ATTEMPTS

1. Sean Mannion	66 (40 comp.)	@ Arizona State (10/1/2011)
-----------------	---------------	-----------------------------

CONSECUTIVE COMPLETIONS

1. Matt Booher	15	@ California (10/28/1989)
----------------	----	---------------------------

TOUCHDOWNS

PLAYER	TDS	OPPONENT
1. Sean Mannion	6	Colorado (9/28/13)
2. Erik Wilhelm	5	Akron (10/10/1987)
Derek Anderson	5	UNLV (9/14/2002)
Lyle Moevao	5	Oregon (11/29/2008)
Sean Mannion	5	@ Utah (9/14/2013)
Marcus McMaryion	5	Arizona (11/19/2016)

TOUCHDOWNS, ONE HALF

PLAYER	TDS	OPPONENT
1. Scott Richardson	4	Washington State (11/3/1979)
Derek Anderson	4	UNLV (9/14/2002)
Lyle Moevao	4	Oregon (11/29/2008)
Sean Mannion	4	Colorado (9/28/2013)

INTERCEPTIONS

1. Erik Wilhelm	7	Stanford (11/14/1987)
-----------------	---	-----------------------

----- SEASON -----

YARDS

PLAYER	YARDS	ATT	COMP	PCT	TDS	G
1. Sean Mannion (2013)	4,662	603	400	66.3	37	13
2. Derek Anderson (2003)	4,058	510	261	51.2	24	13
3. Derek Anderson (2004)	3,615	515	279	54.2	29	12
4. Sean Mannion (2011)	3,328	473	305	64.5	16	12
5. Derek Anderson (2002)	3,313	449	211	47.0	25	13
6. Sean Canfield (2009)	3,271	446	303	67.9	21	13
7. Sean Mannion (2014)	3,164	453	282	62.3	15	12
8. Jonathan Smith (1999)	3,053	425	207	48.7	15	12
9. Matt Moore (2006)	3,022	378	229	60.6	18	14
10. Erik Wilhelm (1988)	2,896	422	275	62.2	18	11

COMPLETIONS

PLAYER	COMP	ATT	PCT	TDS	YARDS	G
1. Sean Mannion (2013)	400	603	66.3	37	4,662	13

ATTEMPTS

PLAYER	ATT	COMP	PCT	TDS	YARDS	G
1. Sean Mannion (2013)	603	400	66.3	37	4,662	13

COMPLETION PERCENTAGE (min. 75 att.)

PLAYER	PCT	ATT	COMP	TDS	YARDS	G
1. Sean Canfield (2009)	67.9	446	303	21	3,271	13

INTERCEPTIONS

1. Derek Anderson (2003)	24
--------------------------	----

TOUCHDOWNS

PLAYER	TDS	ATT	COMP	PCT	YARDS	G
1. Sean Mannion (2013)	37	603	400	66.3	4,662	13
2. Derek Anderson (2004)	29	515	279	54.2	3,615	12
3. Derek Anderson (2002)	25	449	211	47.0	3,313	13
4. Derek Anderson (2003)	25	510	261	51.2	4,058	13
5. Sean Canfield (2009)	21	446	303	67.9	3,271	13
6. Jonathan Smith (2000)	20	338	170	50.3	2,773	12
7. Lyle Moevao (2008)	19	361	214	59.3	2,534	11
8. Erik Wilhelm (1988)	18	422	275	62.2	2,896	11
Matt Moore (2006)	18	378	229	60.6	3,022	14
Ryan Katz (2010)	18	355	213	60.0	2,401	12

350-YARD GAMES

PLAYER	GAMES
1. Sean Mannion (2013)	7
2. Derek Anderson (2004)	4
3. Derek Anderson (2003)	3
4. Erik Wilhelm (1987)	2
Erik Wilhelm (1988)	2
Derek Anderson (2002)	2
Matt Moore (2005)	2
Lyle Moevao (2008)	2
Sean Mannion (2012)	2



Derek Anderson (2001-04) established himself as one of the top passers in conference history during his career throwing for 11,249 yards, good for second in league history at the time - still ranks No. 3. Anderson tossed a school-record 79 touchdown passes during his career.



PASSING RECORDS

----- CAREER -----

YARDS

PLAYER	YARDS	COMP	ATT	PCT	TDS
1. Sean Mannion (2011-14)	13,600	1,187	1,838	64.6	83
2. Derek Anderson (2001-04)	11,249	768	1,515	50.7	79
3. Jonathan Smith (1998-2001)	9,680	638	1,261	50.6	55
4. Erik Wilhelm (1985-88)	9,383	870	1,480	58.8	52
5. Sean Canfield (2006-09)	5,970	552	861	64.1	38
6. Matt Moore (2005-06)	5,733	440	733	60.0	29
7. Terry Baker (1960-62)	3,476	233	454	51.3	23
8. Lyle Moevao (2007-09)	3,410	291	509	57.3	21
9. Ed Singler (1979-82)	3,399	281	513	58.4	9
10. Alvin White (1973-74)	3,099	250	557	44.9	10

COMPLETIONS

PLAYER	COMP	ATT	PCT	TDS	YDS
1. Sean Mannion (2011-14)	1,187	1,838	64.6	83	13,600
2. Erik Wilhelm (1985-88)	870	1,480	58.8	52	9,383
3. Derek Anderson (2001-04)	768	1,515	50.7	79	11,249

ATTEMPTS

PLAYER	ATT	COMP	PCT	TDS	YDS
1. Sean Mannion (2011-14)	1,838	1,187	64.6	83	13,600
2. Derek Anderson (2001-04)	1,515	768	50.7	79	11,249
3. Erik Wilhelm (1985-88)	1,480	870	58.8	52	9,383

COMPLETION PERCENTAGE (min. 75 att.)

PLAYER	PCT	ATT	COMP	TDS	YDS
1. Sean Mannion (2011-14)	64.6	1,838	1,187	83	13,600
2. Sean Canfield (2006-09)	64.1	861	552	38	5,970

CONSECUTIVE PASSES WITHOUT AN INTERCEPTION

1. Matt Moore (2006)	182
----------------------	-----

INTERCEPTIONS

1. Erik Wilhelm (1985-88)	61
2. Derek Anderson (2001-04)	57
3. Sean Mannion (2011-14)	54

TOUCHDOWNS

PLAYER	TDS	ATT	COMP	PCT	YDS
1. Sean Mannion (2011-14)	83	1,838	1,187	64.6	13,600
2. Derek Anderson (2001-04)	79	1,515	768	50.7	11,249
3. Jonathan Smith (1998-2001)	55	1,261	638	50.6	9,680
4. Erik Wilhelm (1985-88)	52	1,480	870	58.8	9,383
5. Sean Canfield (2006-09)	38	861	552	64.1	5,970
6. Matt Moore (2005-06)	29	733	440	60.0	5,733
7. Steve Endicott (1969-71)	24	456	227	49.8	2,940
8. Terry Baker (1960-62)	23	454	233	51.3	3,476
Gordon Queen (1962-64)	23	217	99	45.6	1,541
10. Lyle Moevao (2007-09)	21	509	291	57.3	3,410

350-YARD GAMES

PLAYER	GAMES
1. Sean Mannion (2011-14)	11
2. Derek Anderson (2001-04)	9
3. Erik Wilhelm (1985-88)	5
4. Jonathan Smith (1998-2001)	3
Matt Moore (2005-06)	3
6. Lyle Moevao (2007-09)	2
7. Sean Canfield (2006-09)	1
Ryan Katz (2009-11)	1

LONGEST PASS PLAY

QUARTERBACK TO RECEIVER	YDS	OPPONENT
1. Jonathan Smith to Chad Johnson	97	Stanford (10/14/2000)
2. Ladd McKittrick to Reggie Bynum	92	Washington State (11/5/1983)
3. Ladd McKittrick to Reggie Bynum	91	@ California (10/8/1983)
4. Jonathan Smith to Roddy Tompkins	90	@ Washington (10/24/1998)
5. Derek Anderson to Mike Hass	90	@ USC (12/6/2003)
6. Sean Canfield to James Rodgers	87	Portland State (9/5/2009)
7. Derek Anderson to James Newson	86	Arizona (11/2/2002)
8. Jack Hoxie to Dick Gray	80	@ Stanford (10/22/1949)
Nick Schichtle to Lloyd Bailey	80	@ Boise State (9/23/1989)
Jonathan Smith to Greg Ainsworth	80	@ Washington (10/24/1998)
Jonathan Smith to Chad Johnson	80	@ Washington (10/7/2000)
Derek Anderson to Kenny Farley	80	E. Kentucky (8/29/2002)
Matt Moore to Sammie Stroughter	80	@ Washington (10/14/2006)
Matt Moore to Sammie Stroughter	80	@ Hawai'i (12/2/2006)
15. Dick Gray to Don Campbell	77	@ Nebraska (11/29/1947)
Steve Steenwyk to Reggie Bynum	77	@ UCLA (11/10/1984)
17. Jonathan Smith to T.J. Houshmandzadeh	76	Stanford (10/14/2000)
18. Ralph Buenke to Bill McKalip	75	@ Stanford (10/19/1929)
Jonathan Smith to Greg Ainsworth	75	Oregon (11/21/1998)
Sean Canfield to James Rodgers	75	@ UCLA (11/8/2008)
Sean Mannion to Brandin Cooks	75	@ UCLA (9/22/2012)
Marcus McMoryion to Victor Bolden Jr.	75	@ Stanford (11/5/2016)

QB - RECEIVER TOUCHDOWN COMBINATIONS — CAREER

QUARTERBACK	TO	RECEIVER	# OF TIMES
1. Sean Mannion	Brandin Cooks		23
2. Erik Wilhelm	Robb Thomas		17
3. Derek Anderson	James Newson		15
4. Derek Anderson	Mike Hass		14
5. Terry Baker	Vern Burke		10
Sean Canfield	James Rodgers		10
7. Gordon Queen	Vern Burke		9
Jonathan Smith	T.J. Houshmandzadeh		9
Sean Mannion	Connor Hamlett		9
9. Jonathan Smith	Chad Johnson		8
Derek Anderson	Tim Euhus		8
Derek Anderson	Joe Newton		8
12. Erik Wilhelm	Reggie Bynum		7
Matt Moore	Mike Hass		7
Matt Moore	Joe Newton		7
Lyle Moevao	Shane Morales		7



Jonathan Smith (1998-2001) was a key figure in turning around the Oregon State football program, leading the Beavers to the Fiesta Bowl following the 2000 season. Smith ended his collegiate career with the most passing yards and touchdowns in OSU history - he is currently No. 3 on both lists.



RUSHING RECORDS

----- GAME -----

RUSHING—100-YARD GAMES

	PLAYER	ATT	YARDS	TD	OPPONENT
1.	Bill Enyart	50	299	3	@ Utah (9/28/1968)
2.	Jermar Jefferson	31	254	2	@ Arizona State (9/29/2018)
3.	Steven Jackson	35	239	3	California (10/26/2002)
4.	Jermar Jefferson	22	238	4	Southern Utah (9/8/2018)
5.	Ken Simonton	37	234	3	USC (9/30/2000)
6.	Dave Mann	11	233	2	Utah (9/29/1951)
7.	Steven Jackson	35	230	1	@ Stanford (11/16/2002)
8.	Pete Pifer	34	228	3	Arizona (11/5/1966)
9.	Steven Jackson	25	227	2	Fresno State (9/21/2002)
	Steven Jackson	35	227	2	@ California (10/4/2003)
11.	Malcolm Agnew	33	223	3	Sacramento State (9/3/2011)
12.	Ryan Nall	14	221	3	California (10/8/2016)
13.	Roger Smith	45	210	2	Washington State (11/13/1971)
14.	Ken Simonton	35	207	2	@ Stanford (10/10/1998)
15.	Tim Alexander	12	205	2	Northern Illinois (11/16/1996)
16.	Ken Simonton	40	200	3	Eastern Washington (9/2/2000)
17.	Ken Simonton	35	199	2	@ Nevada (9/4/1999)
18.	Yvenson Bernard	42	194	2	@ California (10/15/2005)
19.	Yvenson Bernard	35	192	2	Arizona (10/29/2005)
20.	Jacquizz Rodgers	33	189	4	Stanford (10/10/2009)
21.	Jacquizz Rodgers	37	186	2	USC (9/25/2008)
22.	Ken Carpenter	18	184	2	Washington State (10/29/1949)
	Ken Simonton	30	184	2	@ New Mexico (9/9/2000)
24.	Dave Schilling	44	182	0	Utah (10/25/1969)
	Tim Alexander	24	182	2	Washington (9/30/1995)
26.	Ken Simonton	32	180	4	Georgia Southern (9/18/1999)
27.	Ken Simonton	31	178	2	Fresno State (9/11/1999)
28.	Yvenson Bernard	38	177	1	vs. Maryland (12/28/2007)
29.	Dave Schilling	36	174	1	Iowa (9/19/1970)
	Ryan Nall	19	174	1	@ Oregon (11/27/2015)
31.	Dave Schilling	35	173	1	Oregon (11/21/1970)
32.	Ryan Nall	24	172	3	Colorado (10/14/2017)
33.	Charlie Smith	10	170	1	@ Hawaii (11/27/1976)
34.	Ken Simonton	20	169	2	Washington State (10/28/2000)
	Ken Simonton	35	169	2	@ New Mexico State (9/8/2001)
36.	Bill Enyart	37	168	3	Oregon (11/23/1968)
	Tony Robinson	37	168	2	@ Arizona State (9/20/1980)
	Yvenson Bernard	36	168	0	@ Stanford (11/18/2006)
	Jacquizz Rodgers	23	168	1	Washington State (10/11/2008)
	Artavis Pierce	11	168	2	@ Ohio State (9/1/2018)
41.	Bill Enyart	35	167	1	@ Oregon (11/18/1967)
	Yvenson Bernard	31	167	2	@ UCLA (11/11/2005)
43.	Steven Jackson	35	166	2	New Mexico State (9/13/2003)
	Jacquizz Rodgers	26	166	1	@ UNLV (9/12/2009)
45.	Wally Jackson	26	165	1	Oregon (11/22/1952)
	Yvenson Bernard	29	165	2	Utah (8/30/2007)
	Jacquizz Rodgers	24	165	2	@ Washington State (11/21/2009)
48.	Bill Enyart	34	164	0	@ Stanford (11/2/1968)
49.	Terry Baker	13	163	1	Colorado State (11/17/1962)
50.	J.J. Young	15	162	0	Pacific (10/9/1993)
51.	Storm Woods	29	161	1	@ Arizona (9/29/2012)
52.	Sam Baker	30	159	1	@ Oregon (11/24/1951)
	Don Shanklin	17	159	1	@ UCLA (10/15/1994)
	Jacquizz Rodgers	18	159	2	Washington (11/14/2009)
55.	Dave Schilling	47	157	3	Arizona State (10/16/1971)
	Tony Robinson	27	157	0	Washington State (11/3/1979)
	J.J. Young	23	157	1	@ UCLA (10/15/1994)
	Ken Simonton	28	157	4	Oregon (11/21/1998)
	Ken Simonton	18	157	2	@ Hawaii (12/25/1999)
60.	Bill Enyart	32	155	2	UCLA (11/9/1968)
	Ryan Nall	31	155	4	Oregon (11/26/2016)
62.	Tony Robinson	26	153	1	@ Wyoming (9/13/1980)
	Tim Alexander	21	153	1	Arizona State (11/2/1996)
	Steven Jackson	36	153	2	Oregon (11/23/2002)
65.	Seth Collins	17	152	0	Weber State (9/4/2015)
66.	Sam Baker	19	151	3	Utah (9/29/1951)
	J.J. Young	22	151	3	Washington (11/6/1993)
	Ken Simonton	32	151	1	Northern Arizona (11/17/2001)
	Storm Woods	17	151	1	San Jose State (9/19/2015)
70.	Chad Paulson	21	149	0	@ Oregon (11/23/1991)

----- GAME -----

RUSHING—100-YARD GAMES (cont'd)

	PLAYER	ATT	YARDS	TD	OPPONENT
70.	Ken Simonton	21	149	0	Arizona (11/13/1999)
	Steven Jackson	28	149	4	vs. New Mexico (12/24/2003)
	Yvenson Bernard	36	149	0	Washington (11/10/2007)
74.	Steven Jackson	21	148	1	Stanford (11/15/2003)
75.	Terron Ward	19	148	1	Arizona State (11/15/2014)
76.	Bob Grim	10	146	1	@ Iowa (9/25/1966)
	Roger Smith	38	146	3	Stanford (10/30/1971)
	Patrick McCall	23	146	1	@ UCLA (10/21/2000)
	Terron Ward	19	146	1	Arizona State (11/3/2012)
80.	Terry Baker	14	145	1	California (10/29/1960)
	Jacquizz Rodgers	24	145	2	Arizona State (10/2/2010)
	Terron Ward	17	145	0	@ Oregon (11/29/2013)
83.	Mark Olford	11	144	2	Fresno State (9/12/1992)
	Yvenson Bernard	29	144	2	@ Washington (10/14/2006)
	Jacquizz Rodgers	31	144	1	@ UCLA (11/8/2008)
	Jacquizz Rodgers	27	144	1	California (11/15/2008)
87.	Bryce Oglesby	10	143	1	@ Portland State (9/10/1983)
88.	Matt Sieverson	27	142	1	@ Oregon (12/1/2007)
89.	Steven Jackson	21	141	2	Eastern Kentucky (8/29/2002)
90.	Sam Baker	18	140	1	Idaho (11/11/1950)
	Bryce Oglesby	19	140	1	@ California (10/15/1983)
	Yvenson Bernard	32	140	2	Arizona (10/6/2007)
	Jacquizz Rodgers	32	140	3	@ Washington (10/16/2010)
94.	Dave Schilling	28	139	0	vs. Washington State (11/14/1970)
	James Fields	29	139	1	Syracuse (9/10/1977)
96.	Joe Francis	25	138	2	@ Stanford (11/15/1958)
	Jermar Jefferson	25	138	4	Washington State (10/6/2018)
98.	Bill Enyart	31	137	1	@ Washington State (10/26/1968)
	Terry Baker	13	137	1	vs. Villanova (12/15/1962)
100.	Pete Pifer	34	136	1	@ Oregon (11/20/1965)
	J.J. Young	20	136	3	Stanford (10/22/1994)
102.	Bill Enyart	24	135	0	USC (11/11/1967)
	Akili King	16	135	1	Northern Illinois (11/16/1996)
	Steven Jackson	35	135	2	@ Washington (11/9/2002)
	Jermar Jefferson	30	135	0	@ Colorado (10/27/2018)
106.	Ken Simonton	31	134	0	California (11/6/1999)
	Steven Jackson	27	134	2	Arizona (11/2/2002)
	Yvenson Bernard	28	134	1	Arizona State (9/24/2005)
109.	Don Kasso	22	133	2	@ Stanford (11/12/1960)
	Bill Enyart	22	133	2	@ Iowa (9/30/1967)
	Dave Schilling	29	133	1	Michigan State - 1971
	Jacquizz Rodgers	30	133	0	Arizona State (11/1/2008)
113.	Jacquizz Rodgers	24	132	2	Louisville (9/18/2010)
114.	Nub Beamer	23	131	2	USC (9/21/1957)
	Mike Davenport	28	131	0	California (11/11/1972)
	Pete Pifer	23	131	0	Utah (10/23/1965)
	Pete Pifer	28	131	2	@ Washington (11/13/1965)
	Tony Robinson	36	131	1	Washington (10/11/1980)
	Ryan Nall	19	131	2	Washington State (10/29/2016)
120.	Pete Pifer	31	130	1	Oregon (11/19/1966)
	Jason Dandridge	16	130	3	UCLA (11/7/1998)
122.	Gene Taft	23	129	2	Montana (10/28/1950)
	Pete Pifer	28	129	1	Washington (11/12/1966)
	Chad Paulson	15	129	1	Fresno State (9/12/1992)
	Steven Jackson	23	129	2	Sacramento State (8/28/2003)
	Seth Collins	23	129	1	@ Washington State (10/17/2015)
127.	Charlie Shaw	10	128	1	@ Utah (9/21/1963)
	Steven Jackson	34	128	1	@ Fresno State (9/5/2003)
	Yvenson Bernard	33	128	1	@ Oregon (11/19/2005)
	Yvenson Bernard	24	128	1	@ Arizona State (9/22/2007)
	Jacquizz Rodgers	26	128	1	USC (11/20/2010)
	Terron Ward	14	128	2	California (11/17/2012)
	Storm Woods	22	128	1	Oregon (11/29/2014)
134.	Ken Simonton	29	127	1	@ USC (10/2/1999)
135.	Joe Day	27	126	1	California (10/3/1942)
	Pete Pifer	23	126	2	@ USC (10/2/1965)
137.	Pete Pifer	22	126	4	@ Washington State (10/29/1966)
	Darvin Malone	18	126	1	Idaho (9/7/1985)
139.	Ken Simonton	17	125	3	@ California (11/4/2000)
	Yvenson Bernard	27	125	1	UCLA (9/29/2007)



RUSHING RECORDS

----- GAME -----

RUSHING—100-YARD GAMES (cont'd)

	PLAYER	ATT	YARDS	TD	OPPONENT
140.	Storm Woods	16	125	0	Portland State (8/30/2014)
	Storm Woods	11	125	1	Arizona State (11/15/2014)
143.	Yvenson Bernard	19	124	2	Eastern Washington (8/31/2006)
	Terron Ward	15	124	2	@ Hawai'i (9/6/2014)
	Ryan Nall	23	124	1	Arizona (11/19/2016)
146.	Bob Cornelison	23	122	0	vs. Oregon (11/25/1950)
147.	Joe Francis	20	122	2	Idaho (10/12/1957)
	James Fields	18	122	2	@ Hawai'i (11/27/1976)
	Rahim Muhammad	22	122	1	@ Stanford (10/30/1993)
	Steven Jackson	30	122	1	Boise State (9/20/2003)
	Yvenson Bernard	35	122	0	@ Washington (11/5/2005)
	Ryan Nall	20	122	1	Colorado (10/24/2015)
153.	Bryce Oglesby	17	121	0	@ Stanford (10/2/1982)
	Don Shanklin	15	121	0	@ North Texas (9/16/1995)
	Ken Simonton	19	121	2	Nevada (9/5/1998)
156.	Leroy Whittle	14	120	2	West Virginia (10/27/1962)
157.	Pete Pifer	27	119	0	@ Iowa (9/24/1966)
	J.J. Young	6	119	1	@ Wyoming (9/4/1993)
	Steven Jackson	16	119	0	@ USC (11/3/2001)
160.	James Fields	26	118	2	@ Arizona State (9/24/1977)
	Pat Chaffey	27	118	2	UCLA (10/21/1989)
	Storm Woods	21	118	2	vs. Texas (12/29/2012)
	Ryan Nall	15	118	2	@ Washington State (9/16/2017)
164.	Bruce Williams	21	117	0	Idaho (10/7/1961)
	Bryce Oglesby	23	117	1	@ Arizona State (11/6/1982)
	Chad Paulson	10	117	1	@ Fresno State (9/11/1993)
	Don Shanklin	18	117	2	Arizona State (10/2/1993)
	Tim Alexander	17	117	1	USC (10/8/1994)
	Steven Jackson	25	117	0	@ Temple (9/5/2002)
	Yvenson Bernard	23	117	2	Idaho (9/23/2006)
171.	Pete Pifer	31	116	0	@ Syracuse (11/6/1965)
	Dave Schilling	27	116	0	@ Houston (10/17/1970)
	Dick Maurer	23	116	2	Oregon (11/22/1974)
	Patrick McCall	17	116	2	@ California (11/4/2000)
	Jacquizz Rodgers	21	116	3	California (10/30/2010)
176.	Billy Main	26	115	0	@ UCLA (9/13/1969)
	Dave Schilling	31	115	0	@ Oregon (11/22/1969)
	Ken Simonton	32	115	0	@ Stanford (10/16/1999)
	James Rodgers	10	115	1	vs. Maryland (12/28/2007)
	Ryan Nall	15	115	1	@ Colorado State (8/26/2017)
	Jermar Jefferson	19	115	0	@ Washington (11/17/2018)
182.	Sam Baker	25	114	1	@ Washington State (10/25/1952)
	Nub Beamer	25	114	3	Washington State (11/2/1957)
	Pete Pifer	27	114	0	Washington State (10/30/1965)
	Dave Schilling	24	114	3	@ Oregon (11/20/1971)
	Seth Collins	16	114	2	San Jose State (9/19/2015)
187.	Terry Baker	15	113	1	@ Idaho (10/15/1960)
	Don Shanklin	11	113	1	@ Arizona State (9/3/1994)
	Ken Simonton	24	113	1	Oregon (11/18/2000)
	Jacquizz Rodgers	20	113	1	@ USC (10/24/2009)
191.	Jacquizz Rodgers	24	112	0	UCLA (10/31/2009)
192.	Sam Baker	16	111	2	vs. Oregon (11/25/1950)
	Victor Bolden Jr.	3	111	1	Idaho State (9/17/2016)
194.	Paul Brothers	16	110	0	Idaho (10/17/1964)
	Darron Kirkman	9	110	0	@ Arizona (10/26/1996)
	Ken Simonton	21	110	0	California (10/27/2001)
	Yvenson Bernard	33	110	2	@ California (10/13/2007)
	Jacquizz Rodgers	26	110	2	Hawai'i (9/13/2008)
	James Rodgers	3	110	2	@ Washington (10/18/2008)
200.	Don Samuel	7	109	1	Portland (10/9/1948)
	Joe Francis	15	109	1	Washington State (10/22/1955)
	Pat Chaffey	24	109	2	Oregon (11/19/1988)
	Jermar Jefferson	19	109	0	@ Stranford (11/10/2018)
204.	Dick Twenge	19	108	2	@ Washington State (11/6/1948)
	Pete Pifer	31	108	1	@ Arizona State (10/22/1966)
	Dave Schilling	29	108	0	@ Washington (10/18/1969)
	Pat Chaffey	33	108	1	@ California (10/28/1989)
	Chad Paulson	11	108	1	Pacific (10/9/1993)
	Dwight Wright	30	108	0	New Mexico (9/18/2004)
	Yvenson Bernard	20	108	1	@ Hawai'i (12/2/2006)

----- GAME -----

RUSHING—100-YARD GAMES (cont'd)

	PLAYER	ATT	YARDS	TD	OPPONENT
204.	Tim Cook	18	108	1	@ Washington (10/22/2016)
212.	Ralph Carr	21	107	0	Washington State (11/14/1953)
	Steve Preece	20	107	3	@ Arizona State (9/23/1967)
	Bryce Oglesby	13	107	0	Washington (10/16/1982)
	Ken Simonton	29	107	2	Washington (11/10/2001)
	Steven Jackson	28	107	3	Arizona (11/1/2003)
	Yvenson Bernard	26	107	0	@ Arizona (10/21/2006)
	Storm Woods	16	107	1	vs. Boise State (12/24/2013)
219.	Dave Schilling	20	106	1	Utah (10/10/1970)
	Ken Simonton	24	106	2	Washington (10/9/1999)
	Jermar Jefferson	25	106	2	@ Nevada (9/15/2018)
222.	Tom Berry	24	105	1	California (10/13/1956)
	Bill Enyart	29	105	4	@ Kentucky (10/12/1968)
	Charlie Smith	18	105	1	@ Washington State (11/9/1974)
	Rich Dodge	25	105	1	Stanford (11/1/1975)
	J.J. Young	11	105	1	Arizona State (10/2/1993)
	J.J. Young	15	105	1	@ Arizona State (9/3/1994)
	Antonio Battle	16	105	1	UCLA (10/23/1999)
	Steven Jackson	26	105	1	Arizona State (9/27/2003)
	Darell Garretson	10	105	2	California (10/8/2016)
231.	Darryl Minor	23	104	1	San Jose State (10/20/1979)
	Randy Holmes	20	104	0	Washington State (10/10/1981)
	Bryce Oglesby	16	104	2	UNLV (10/1/1983)
	Jason Dandridge	23	104	2	@ Oregon (11/22/1997)
	Ken Simonton	23	104	0	@ Washington (10/7/2000)
	Ken Simonton	8	104	1	Arizona (10/13/2001)
	Steven Jackson	15	104	1	UCLA (10/5/2002)
	Ryan Cole	12	104	1	Washington State (10/23/2004)
239.	Jim Stinette	14	103	0	@ Idaho (10/18/1958)
	Billy Main	13	103	2	@ Iowa (9/30/1967)
	Dave Schilling	30	103	0	@ UCLA (10/2/1971)
	Bryce Oglesby	18	103	0	@ Washington State (10/9/1982)
	Bryce Oglesby	23	103	0	@ Colorado (9/24/1983)
	Rahim Muhammad	8	103	0	Pacific (10/9/1993)
	Cameron Reynolds	18	103	1	@ North Texas (9/16/1995)
	Ken Simonton	23	103	2	Baylor (9/12/1998)
	Jacquizz Rodgers	16	103	3	Portland State (9/5/2009)
	Malcolm Agnew	23	103	1	vs. Washington State (10/22/2011)
249.	Joe Francis	17	102	2	Washington State (11/2/1957)
	Dainard Paulson	17	102	0	@ Idaho (10/18/1958)
	Pat Chaffey	23	102	1	@ Boise State (9/23/1989)
	James Rodgers	10	102	1	@ Arizona (11/22/2008)
	Terron Ward	12	102	2	@ Colorado (10/4/2014)
254.	J.J. Young	13	101	0	@ USC (10/16/1993)
	Akili King	24	101	3	@ California (9/28/1996)
	DeShawn Williams	8	101	2	Northern Illinois (11/16/1996)
	Jacquizz Rodgers	25	101	1	@ Utah (10/2/2008)
258.	Nub Beamer	22	100	0	Kansas (9/27/1958)
	Pete Pifer	22	100	0	@ Northwestern (10/9/1965)
	J.J. Young	15	100	1	Washington State (11/12/1994)
	Mark Olford	13	100	3	@ North Texas (9/16/1995)
	Ken Simonton	24	100	0	@ UCLA (10/21/2000)
	Clinton Polk	22	100	0	USC (10/28/2006)



Ken Simonton (1998-2001) helped lead to the victory in the Fiesta Bowl following the 2000 season. Simonton still holds nearly every rushing record in OSU history.



RUSHING RECORDS

-----GAME-----

GAMES WITH THREE 100-YARD BACKS

Players	TC	Yards	Avg.	TD
Pacific, 1993				
J.J. Young	15	162	10.8	0
Chad Paulson	11	108	9.8	1
Rahim Muhammad	8	103	12.9	0
at North Texas, 1995				
Don Shanklin	15	162	10.8	0
Cameron Reynolds	18	103	5.7	1
Mark Olford	13	100	7.7	3
Northern Illinois, 1996				
Tim Alexander	12	205	17.1	2
Akili King	16	135	8.4	1
DeShawn Williams	8	101	12.6	2

GAMES WITH TWO 100-YARD BACKS

Players	TC	Yards	Avg.	TD
vs. Oregon (at Portland), 1950				
Bob Cornelison	23	123	5.3	0
Sam Baker	16	111	6.9	2
Utah, 1951				
Dave Mann	11	233	21.2	2
Sam Baker	19	151	7.9	3
Washington State, 1957				
Nub Beamer	25	114	4.6	3
Joe Francis	17	102	6.0	2
at Idaho, 1958				
Jim Stinette	14	103	7.4	0
Dainard Paulson	17	102	6.0	0
at Iowa, 1967				
Bill Enyart	22	133	6.0	2
Billy Main	13	103	7.9	2
Fresno State, 1992				
Mark Olford	11	144	13.1	2
Chad Paulson	15	129	8.6	1
Arizona State, 1993				
Don Shanklin	18	117	6.5	2
J.J. Young	11	105	9.5	1
at UCLA, 2000				
Patrick McCall	23	146	6.3	1
Ken Simonton	24	100	4.2	0
at California, 2000				
Ken Simonton	17	125	7.4	3
Patrick McCall	17	116	6.8	2
vs. Maryland (Emerald Bowl at San Francisco), 2007				
Yvenson Bernard	38	177	4.7	1
James Rodgers	10	115	11.5	1
Arizona State, 2014				
Terron Ward	19	148	7.9	1
Storm Woods	11	128	11.6	1
San Jose State, 2015				
Storm Woods	17	151	8.9	1
Seth Collins	16	114	7.1	2
California, 2016				
Ryan Nall	14	221	15.8	3
Darell Garretson	10	105	10.5	2

2 X 1,000 PLAYERS

1,000-YARD RUSHING & 1,000 YARD RECEIVING CAREERS

PLAYER	RUSHING	RECEIVING
Pat Chaffey (1986, 1988-89)	1,421	1,293
James Rodgers (2007-11)	1,410	2,578
Jacquizz Rodgers (2008-10)	3,877	1,056
Storm Woods (2012-15)	2,674	1,094

-----GAME-----

ATTEMPTS

PLAYER	ATT	YARDS	OPPONENT
1. Bill Enyart	50	299	@ Utah (9/28/1968)
2. Dave Schilling	47	157	Arizona State (10/16/1971)
3. Roger Smith	45	210	Washington State (11/13/1971)
4. Dave Schilling	44	182	Utah (10/25/1969)
5. Yvenson Bernard	42	194	@ California (10/15/2005)
6. Ken Simonton	40	200	Eastern Washington (9/2/2000)
7. Roger Smith	38	146	@ Stanford (10/30/1971)
Yvenson Bernard	38	177	vs. Maryland (12/28/2007)
9. Bill Enyart	37	168	Oregon (11/23/1968)
Tony Robinson	37	168	@ Arizona State (9/20/1980)
Ken Simonton	37	234	USC (9/30/2000)
Jacquizz Rodgers	37	186	USC (9/25/2008)

YARDS PER RUSH (min. 10 attempts)

PLAYER	AVG	ATT-YARDS	OPPONENT
1. Dave Mann	21.2	11-233	Utah (9/29/1951)
2. Tim Alexander	17.1	12-205	Northern Illinois (11/16/1996)
3. Charlie Smith	17.0	10-170	at Hawai'i (11/27/1976)
4. Ryan Nall	15.8	14-221	California (10/8/2016)
5. Bob Grim	14.6	10-146	at Iowa (9/24/1966)
6. Bryce Oglesby	14.3	10-143	at Portland State (9/10/1983)
7. Mark Olford	13.1	11-144	Fresno State (9/12/1992)
8. Charlie Shaw	12.8	10-128	at Utah (9/21/1963)
9. Terry Baker	12.5	13-163	Colorado State (11/17/1962)
10. Chad Paulson	11.7	10-117	at Fresno State (9/11/1993)

TOUCHDOWNS

PLAYER	TDS	OPPONENT
1. Pete Pifer	4	@ Washington State (10/29/1966)
Bill Enyart	4	@ Kentucky (10/12/1968)
Ken Simonton	4	Oregon (11/21/1998)
Ken Simonton	4	Georgia Southern (9/18/1999)
Steven Jackson	4	vs. New Mexico (12/24/2003)
Jacquizz Rodgers	4	Stanford (10/10/2009)
Ryan Nall	4	Oregon (11/26/2016)
Jermar Jefferson	4	Southern Utah (9/8/2018)
Jermar Jefferson	4	Washington State (10/6/2018)

LONGEST RUSH

PLAYER	YARDS	OPPONENT
1. Terry Baker	99	vs. Villanova (12/15/1962)
2. Victor Bolden Jr.	92	Idaho State (9/17/2016)
3. Ryan Nall	89	Washington State (10/29/2016)
4. Bryce Oglesby	84	@ Portland State (9/10/1983)
5. Terry Baker	83	California (10/29/1960)
Don Shanklin	83	@ Arizona State (9/3/1994)
Tim Alexander	83	Northern Illinois (11/16/1996)
8. Don Durdan	80	Washington (10/4/1941)
Charlie Shaw	80	@ Syracuse (10/26/1963)
Charlie Smith	80	@ Hawai'i (11/27/1976)
Brian Taylor	80	San Jose State (9/19/1987)
Steven Jackson	80	UCLA (9/28/2002)
Ryan Nall	80	California (10/8/2016)
Artavis Pierce	80	@ Ohio State (9/1/2018)

CAREER 100-YARD GAMES

PLAYER	GAMES
1. Ken Simonton (1998-2001)	26
2. Steven Jackson (2001-03)	19
Yvenson Bernard (2004-07)	19
Jacquizz Rodgers (2008-10)	19
5. Pete Pifer (1964-66)	13
6. Dave Schilling (1969-71)	12
7. Bill Enyart (1966-68)	9
J.J. Young (1991-94)	9
Ryan Nall (2015-present)	9
10. Bryce Oglesby (1980-83)	8

CAREER 200-YARD GAMES

PLAYER	GAMES
1. Steven Jackson (2001-03)	4
2. Ken Simonton (1998-2001)	3
3. Jermar Jefferson (2018)	2



RUSHING RECORDS

----- SEASON -----

1,000 YARD RUSHERS

	PLAYER	YARDS	ATT	TDS
1.	Steven Jackson (2002)	1,690	319	15
2.	Ken Simonton (2000)	1,559	284	19
3.	Steven Jackson (2003)	1,545	350	19
4.	Ken Simonton (1999)	1,486	294	19
5.	Jacquizz Rodgers (2009)	1,440	273	21
6.	Jermar Jefferson (2018)	1,380	239	12
7.	Yvenson Bernard (2005)	1,321	299	13
8.	Yvenson Bernard (2006)	1,307	296	12
9.	Bill Enyart (1968)	1,304	293	17
10.	Jacquizz Rodgers (2008)	1,253	259	11
11.	Yvenson Bernard (2007)	1,214	275	13
12.	Jacquizz Rodgers (2010)	1,184	256	14
13.	Pete Pifer (1965)	1,095	234	6
14.	Pete Pifer (1966)	1,088	230	12
15.	Dave Schilling (1970)	1,084	254	5
16.	Ken Simonton (1998)	1,028	224	13

ATTEMPTS

	PLAYER	ATT	YARDS
1.	Steven Jackson (2003)	350	1,545
2.	Steven Jackson (2002)	319	1,690
3.	Yvenson Bernard (2005)	299	1,321
4.	Yvenson Bernard (2006)	296	1,307
5.	Ken Simonton (1999)	294	1,486
6.	Bill Enyart (1968)	293	1,304
7.	Ken Simonton (2000)	284	1,559
8.	Yvenson Bernard (2007)	275	1,214
9.	Jacquizz Rodgers (2009)	273	1,440
10.	Jacquizz Rodgers (2008)	259	1,253

YARDS PER RUSH (min. 50 attempts)

1.	James Rodgers (2007)	11.72(586 yards in 50 attempts)
----	----------------------	---------------------------------

TOUCHDOWNS

	PLAYER	TDS
1.	Jacquizz Rodgers (2009)	21
2.	Ken Simonton (1999)	19
	Ken Simonton (2000)	19
	Steven Jackson (2003)	19
5.	Bill Enyart (1968)	17
6.	Steven Jackson (2002)	15
7.	Jacquizz Rodgers (2010)	14
8.	Ken Simonton (1998)	13
	Yvenson Bernard (2005)	13
	Yvenson Bernard (2007)	13
	Storm Woods (2012)	13
	Ryan Nall (2016)	13

100-YARD GAMES

	PLAYER	GAMES
1.	Ken Simonton (1999)	9
	Steven Jackson (2002)	9
3.	Jacquizz Rodgers (2008)	7
	Jacquizz Rodgers (2009)	7
	Jermar Jefferson (2018)	7

200-YARD GAMES

	PLAYER	GAMES
1.	Steven Jackson (2002)	3
2.	Jermar Jefferson (2018)	2

CONSECUTIVE 100-YARD GAMES

	PLAYER	GAMES
1.	Ken Simonton (1998-99)	7

500-YARD RUSHING SEASONS BY QUARTERBACKS

	PLAYER	YARDS	ATT	TDS
1.	Don Shanklin (1994)	630	132	6
2.	Terry Baker (1960)	610	111	5
3.	Tim Alexander (1996)	566	82	4
4.	Terry Baker (1962)	538	115	9
5.	Seth Collins (2015)	536	108	8
6.	Mark Olford (1992)	525	167	3

----- CAREER -----

1,000-YARD RUSHERS

	PLAYER	YARDS	ATT	TDS
1.	Ken Simonton (1998-2001)	5,044	1,041	59
2.	Jacquizz Rodgers (2008-10)	3,877	788	46
3.	Yvenson Bernard (2004-07)	3,862	876	38
4.	Steven Jackson (2001-03)	3,625	743	39
5.	Storm Woods (2012-15)	2,674	539	25
6.	Dave Schilling (1969-71)	2,552	641	20
7.	Pete Pifer (1964-66)	2,233	474	18
8.	Ryan Nall (2015-17)	2,216	385	24
9.	Bill Enyart (1966-68)	2,155	492	25
10.	J.J. Young (1991-94)	2,084	361	19
11.	Sam Baker (1950-52)	1,947	487	23
12.	Ken Carpenter (1946-49)	1,910	441	
13.	Terron Ward (2011-14)	1,843	377	22
14.	Bryce Oglesby (1980-83)	1,688	320	6
15.	Billy Main (1967-69)	1,621	347	16
16.	James Fields (1976-78)	1,535	398	11
17.	Dwight Wright (2001-04)	1,519	383	12
18.	Terry Baker (1960-62)*	1,503	299	16
19.	J.D. Stewart (1992-95)	1,463	305	2
20.	Pat Chaffey (1986, 88-89)	1,421	365	18
21.	James Rodgers (2007-11)*	1,410	173	9
22.	Tony Robinson (1979-80)	1,407	356	11
23.	Tim Alexander (1994-97)*	1,405	336	10
24.	Jermar Jefferson (2018)	1,380	239	12
25.	Dick Twenge (1946-49)	1,378		20
26.	Nub Beamer (1956-58)	1,358	315	13
27.	Randy Holmes (1980-83)	1,339	359	5
28.	Joe Francis (1956-58)	1,305	299	13
29.	Jim Kisselburgh (1938-40)	1,297		
30.	Chad Paulson (1991-93)	1,254	221	10
	Artavis Pierce (2016-18)	1,254	220	9
32.	Leroy Whittle (1961-63)	1,152		
33.	Paul Brothers (1964-66)*	1,093	364	13
34.	Earnel Durdan (1956-58)	1,092		
35.	Cameron Reynolds (1992-95)	1,052	202	12

* - indicates played mostly at quarterback

% - indicates played mostly at receiver

ATTEMPTS

	PLAYER	ATT	YARDS
1.	Ken Simonton (1998-2001)	1,041	5,044
2.	Yvenson Bernard (2004-07)	876	3,862
3.	Jacquizz Rodgers (2008-10)	788	3,877
4.	Steven Jackson (2001-03)	743	3,625
5.	Dave Schilling (1969-71)	641	2,552
6.	Storm Woods (2012-15)	539	2,674

YARDS PER RUSH (min. 200 attempts)

1.	Ryan Nall (2015-16)	5.8 (2,216 yards in 365 attempts)
1.	J.J. Young (1991-94)	5.8 (2,084 yards in 361 attempts)
1.	Jermar Jefferson (2018)	5.8 (1,380 yards in 239 attempts)

TOUCHDOWNS

	PLAYER	TDS
1.	Ken Simonton (1998-2001)	59
2.	Jacquizz Rodgers (2008-10)	46
3.	Steven Jackson (2001-03)	39
4.	Yvenson Bernard (2004-07)	38
5.	Bill Enyart (1966-68)	25
	Storm Woods (2012-15)	25
7.	Ryan Nall (2015-17)	24
8.	Sam Baker (1950-52)	23
9.	Terron Ward (2011-14)	22
10.	Dick Twenge (1946-49)	20
	Dave Schilling (1969-71)	20



RECEIVING RECORDS

RECEIVING—100-YARD GAMES

	PLAYER	REC	YARDS	TD	OPPONENT
1.	Mike Hass	12	293	3	@ Boise State (9/10/2004)
2.	Brandin Cooks	13	232	1	@ California (10/19/2013)
3.	Robb Thomas	9	230	4	Akron (10/10/1987)
4.	Mike Hass	8	225	2	Stanford (11/15/2003)
5.	Sammie Stroughter	7	223	1	@ Washington (10/14/2006)
6.	Roddy Tompkins	9	210	1	@ Washington (10/24/1998)
	Brandin Cooks	9	210	3	@ Utah (9/14/2013)
8.	James Newson	9	208	0	Boise State (9/20/2003)
	Mike Hass	8	208	0	@ USC (12/6/2003)
10.	Isaiah Hodgins	14	200	2	@ Nevada (9/15/2018)
11.	Mike Hass	7	199	2	@ UCLA (10/22/2005)
12.	Brandin Cooks	13	196	2	Eastern Washington (8/31/2013)
13.	James Newson	7	190	2	Northern Arizona (11/17/2001)
	Mike Hass	11	190	0	Arizona (10/29/2005)
15.	Mike Hass	11	178	1	Boise State (9/10/2005)
16.	Brandin Cooks	6	175	1	@ UCLA (9/22/2012)
17.	Mike Hass	11	174	0	@ Arizona State (9/24/2005)
18.	Brandin Cooks	8	173	0	@ BYU (10/13/2012)
19.	Mike Hass	14	172	1	@ Arizona State (9/25/2004)
20.	James Newson	11	168	1	Oregon (11/23/2002)
	Brandin Cooks	9	168	2	Colorado (9/28/2013)
22.	James Newson	7	167	1	UNLV (9/14/2002)
23.	James Newson	8	166	1	California (10/27/2001)
	Markus Wheaton	10	166	2	@ Arizona (9/29/2012)
25.	Vern Burke	12	165	2	Iowa State (9/22/1962)
	James Newson	10	165	1	vs. Pittsburgh (12/26/2002)
27.	Robb Thomas	9	161	2	@ UCLA (10/8/1988)
	Mike Hass	7	161	1	Washington State (10/1/2005)
29.	Sammie Stroughter	9	160	2	Idaho State (9/15/2007)
30.	Sammie Stroughter	12	157	2	@ Stanford (8/28/2008)

	PLAYER	REC	YARDS	TD	OPPONENT
31.	Anthony Brown	8	156	1	Idaho State (9/15/2007)
32.	Victor Simmons	6	155	1	Fresno State (9/12/1981)
	Mike Hass	9	155	1	Portland State (9/3/2005)
34.	Vern Burke	7	154	0	@ Syracuse (10/26/1963)
	Reggie Bynum	11	154	1	Fresno State (9/21/1985)
	Mike Hass	9	154	2	Oregon (11/20/2004)
37.	Reggie Bynum	11	152	4	Idaho (9/7/1985)
38.	Robb Thomas	9	151	2	USC (10/29/1988)
	Shane Morales	13	151	1	@ Stanford (8/28/2008)
40.	Markus Wheaton	9	150	1	@ UCLA (9/22/2012)
41.	Kenny Farley	4	149	1	Eastern Kentucky (8/29/2002)
	Brandin Cooks	9	149	0	@ Arizona (9/29/2012)
43.	Reggie Bynum	11	148	0	@ Ohio State (9/8/1984)
44.	Robb Thomas	10	147	1	@ Colorado (9/24/1988)
45.	Isaiah Hodgins	11	146	2	@ Colorado (10/27/2018)
46.	Sammie Stroughter	7	145	0	Oregon (11/29/2008)
	Victor Bolden Jr.	10	145	0	@ Washington (11/8/2014)
48.	Reggie Hubbard	7	144	1	@ Hawai'i (11/25/1989)
49.	Greg Ainsworth	8	142	0	UCLA (11/7/1998)
	Richard Mullaney	7	142	1	@ Utah (9/14/2013)
51.	Brandin Cooks	14	141	0	@ San Diego State (9/21/2013)
52.	Mike Hass	6	140	1	Stanford (11/12/2005)
	Jordan Villamin	9	140	1	California (11/1/2014)
54.	James Rodgers	10	139	1	@ Oregon (12/3/2009)
55.	James Newson	5	138	1	@ Washington (11/9/2002)
	Jordan Villamin	7	138	1	Stanford (9/25/2015)
57.	Steve Coury	10	137	1	@ Arizona State (9/24/1977)
	Markus Wheaton	10	137	1	Oregon (12/4/2010)
	Brandin Cooks	11	137	2	@ Washington State (10/12/2013)
60.	Mike Hass	9	136	1	@ Louisville (9/17/2005)
61.	James Newson	9	135	0	New Mexico State (9/13/2003)
62.	Roddy Tompkins	5	134	1	@ Stanford (10/16/1999)
63.	Monjero Jones	4	133	1	Georgia Southern (9/18/1999)
	Isaiah Hodgins	8	133	0	Oregon (11/23/2018)
65.	Jeff Kolberg	8	132	2	@ California (10/9/1971)
66.	Tim Alexander	5	130	1	@ Washington (10/24/1998)
67.	Mike Hass	6	129	1	Sacramento State (8/28/2003)
	Isaiah Hodgins	8	129	0	USC (11/3/2018)
69.	Vern Burke	7	128	2	West Virginia (10/27/1962)
	Pat Chaffey	6	128	0	@ Stanford (10/22/1988)
	James Newson	8	128	0	Washington (10/18/2003)
	Joe Halahuni	6	128	0	@ California (11/7/2009)
73.	Greg Ainsworth	3	127	1	@ Washington (10/24/1998)
	Sammie Stroughter	8	127	0	USC (10/28/2006)
	Joe Halahuni	9	127	0	@ USC (10/24/2009)
	Jordan Villamin	4	127	1	Arizona State (11/15/2014)
77.	Victor Simmons	7	126	1	@ LSU (9/19/1981)
	Robert Prescott	7	126	1	@ Oregon (11/22/1997)
	Imani Percoats	5	126	2	Fresno State (9/11/1999)
	Victor Bolden Jr.	10	126	0	Washington State (11/8/2014)
81.	Claude Dixon	4	125	1	San Jose State (9/25/1982)
	Markus Wheaton	7	125	0	Washington (11/19/2011)
83.	Bryce Oglesby	7	124	0	Oregon (11/27/1982)
	James Newson	6	124	1	Arizona State (9/27/2003)
	Sammie Stroughter	6	124	0	Washington State (10/7/2006)
	Jordan Villamin	6	124	1	Arizona (11/19/2016)
87.	Steve Coury	10	123	3	Washington State (11/3/1979)
	Brandin Cooks	9	123	1	@ Washington (10/27/2012)
	Markus Wheaton	12	123	1	Nicholls State (12/1/2012)
90.	Richard Mullaney	5	122	0	@ Washington State (10/12/2013)
91.	Reggie Bynum	3	121	1	@ Portland State (9/10/1983)
	Robb Thomas	11	121	1	Arizona State (10/24/1987)
	Tim Euhus	7	121	0	vs. New Mexico (12/24/2003)
94.	T.J. Houshmandzadeh	5	120	1	Stanford (10/14/2000)
	Robert Prescott	3	120	1	@ UCLA (10/21/2000)
	James Newson	9	120	2	UCLA (10/5/2002)
	Trevon Bradford	5	120	1	@ Stanford (11/10/2018)
98.	Robert Prescott	7	119	1	@ USC (10/2/1999)
	Mike Hass	8	119	0	USC (11/6/2004)
	James Rodgers	8	119	0	Arizona (9/26/2009)
	Connor Hamlett	9	119	1	@ Arizona State (11/16/2013)
	Victor Bolden Jr.	11	119	1	@ Hawai'i (9/6/2014)



Brandin Cooks earned consensus All-America honors in 2013 following a season in which he set the Pac-12 single season records with 128 receptions and 1,730 receiving yards. In addition, Cooks set the OSU career record with 24 receiving touchdowns and ranks near the top of every career list at OSU.



RECEIVING RECORDS

RECEIVING—100-YARD GAMES (cont'd)

	PLAYER	REC	YARDS	TD	OPPONENT
98.	Victor Bolden Jr.	11	119	0	California (11/1/2014)
104.	Victor Simmons	8	118	1	Oregon (11/15/1980)
105.	Reggie Bynum	5	117	1	@ California (10/15/1983)
	Reggie Bynum	8	117	0	Stanford (10/27/1984)
107.	Dave Montagne	10	117	0	@ Michigan (9/20/1986)
	Anthony Wheat-Brown	11	117	0	@ Stanford (11/13/2004)
109.	Roger Cantlon	4	116	0	Washington (10/5/1968)
	Dave Montagne	10	116	0	@ Arizona (10/18/1986)
	Roland Hawkins	7	116	1	Stanford (11/14/1987)
	Chad Johnson	2	116	1	@ Washington (10/7/2000)
	Steven Jackson	5	116	0	@ Fresno State (9/5/2003)
	Sammie Stroughter	6	116	1	Washington State (10/11/2008)
	Sammie Stroughter	5	116	1	@ Arizona (11/22/2008)
	Markus Wheaton	11	116	0	@ Arizona State (10/1/2011)
	Brandin Cooks	6	116	1	Arizona State (11/3/2012)
	Timmy Hernandez	11	116	0	@ Nevada (9/15/2018)
119.	James Newson	9	115	0	Stanford (11/15/2003)
	James Rodgers	6	115	0	@ UCLA (11/8/2008)
121.	Vern Burke	6	114	3	@ USC (11/16/1963)
	Jason Kent	10	114	0	@ Washington State (11/12/1988)
	Sammie Stroughter	8	114	0	Oregon (11/24/2006)
	James Rodgers	10	114	1	@ Arizona State (10/3/2009)
125.	Markus Wheaton	7	113	1	@ Arizona (10/9/2010)
	Victor Bolden Jr.	7	113	0	Washington State (10/29/2016)
127.	James Newson	8	112	1	@ Arizona State (10/20/2001)
128.	Robb Thomas	8	111	0	California (9/17/1988)
	Imani Percoats	4	111	0	@ Washington State (10/30/1999)
130.	Vern Burke	6	110	0	@ Indiana (11/9/1963)
	Robb Thomas	6	110	0	UCLA (11/1/1986)
	Mike Hass	8	110	1	@ Stanford (11/13/2004)
	Brandin Cooks	10	110	0	@ Oregon (11/29/2013)
134.	Vern Burke	5	109	0	@ Washington State (11/3/1962)
	Chad Johnson	7	109	1	@ Arizona (11/11/2000)
	T.J. Houshmandzadeh	3	109	0	@ California (11/4/2000)
	Robert Prescott	3	109	0	@ California (11/4/2000)
	Seth Trimmer	4	109	1	@ Fresno State (9/2/2001)
	Yvenson Bernard	9	109	1	Portland State (9/3/2005)
	Victor Bolden Jr.	4	109	1	@ Stanford (11/5/2016)
141.	Markus Wheaton	6	108	0	Sacramento State (9/3/2011)
	Markus Wheaton	4	108	2	Arizona State (11/3/2012)
143.	Vern Burke	8	107	0	@ Stanford (10/6/1962)
	Phil Ross	7	107	0	USC (10/29/1988)
	Mike Hass	10	107	0	@ Oregon (11/19/2005)
146.	Jeff Kolberg	7	106	1	@ Oklahoma (9/26/1970)
	Jeff Kolberg	8	106	2	@ Arizona (11/6/1971)
	Lee Overton	5	106	0	Arizona State (10/27/1973)
	Mike Hass	3	106	1	@ Washington State (10/25/2003)
	Sammie Stroughter	3	106	1	@ Hawai'i (12/2/2006)
	James Rodgers	10	106	0	UCLA (10/31/2009)
	Damola Adeniji	8	106	1	vs. BYU (12/22/2009)
	Seth Collins	9	106	0	Boise State (9/24/2016)
154.	Jeff Kolberg	7	105	0	@ Georgia (9/11/1971)
	Steve Coury	6	105	1	San Jose State (10/20/1979)
	Mike Hass	5	105	0	vs. Notre Dame (12/28/2004)
157.	Chad Johnson	8	104	1	@ UCLA (10/21/2000)
	James Newson	10	104	1	@ USC (12/6/2003)
	Markus Wheaton	8	104	0	BYU (10/15/2011)
	Trevon Bradford	6	104	2	@ Ohio State (9/1/2018)
	Phil Ross	8	104	0	San Jose State (9/19/1987)
	Greg Ainsworth	9	104	0	@ UCLA (10/18/1997)
	James Battle	5	104	0	UCLA (11/7/1998)
	Imani Percoats	11	104	0	Washington (10/9/1999)
165.	Phil Wroblicky	4	103	0	UCLA (11/16/1974)
	Reggie Bynum	6	103	0	@ Idaho (9/29/1984)
	Terron Ward	7	103	1	Colorado (9/28/2013)
168.	Reggie Bynum	2	102	1	Washington State (11/5/1983)
	Roland Hawkins	4	102	0	@ Arizona (10/17/1987)
	Tim Alexander	5	102	1	Oregon (11/21/1998)
	Imani Percoats	5	102	0	@ Stanford (10/16/1999)
	Sammie Stroughter	6	102	0	Idaho State (9/15/2007)
	James Rodgers	8	102	0	Arizona State (11/1/2008)
	James Rodgers	7	102	1	Arizona (9/26/2009)

RECEIVING—100-YARD GAMES (cont'd)

	PLAYER	REC	YARDS	TD	OPPONENT
175.	Reggie Hubbard	4	101	1	@ Boise State (9/23/1989)
	Robert Prescott	3	101	1	@ Washington (10/7/2000)
177.	Reggie Bynum	6	100	2	California (9/14/1985)
	Dave Montagne	8	100	0	UCLA (11/1/1986)
	James Newson	7	100	1	Arizona (11/1/2003)
	Markus Wheaton	8	100	1	@ Stanford (11/10/2012)

----- GAME -----

RECEPTIONS

	PLAYER	REC	YARDS	OPPONENT
1.	Mike Hass	14	172	@ Arizona State (9/25/2004)
	Brandin Cooks	14	141	@ San Diego State (9/21/2013)
	Isaiah Hodgins	14	200	@ Nevada (9/15/2018)
4.	Shane Morales	13	151	@ Stanford (8/28/2008)
	Jacquizz Rodgers	13	70	Arizona (9/26/2009)
	Brandin Cooks	13	196	Eastern Washington (8/31/2013)
	Brandin Cooks	13	232	@ California (10/19/2013)
8.	Vern Burke	12	165	Iowa State (9/22/1962)
	Mike Hass	12	293	@ Boise State (9/10/2004)
	Sammie Stroughter	12	157	@ Stanford (8/28/2008)
	Markus Wheaton	12	123	Nicholls State (12/1/2012)
12.	Reggie Bynum	11	148	@ Ohio State (9/8/1984)
	Reggie Bynum	11	152	Idaho (9/7/1985)
	Reggie Bynum	11	154	@ Fresno State (9/21/1985)
	Robb Thomas	11	121	Arizona State (10/24/1987)
	Pat Chaffey	11	80	@ Arizona State (11/5/1988)
	Imani Percoats	11	104	Washington (10/9/1999)
	James Newson	11	168	Oregon (11/23/2002)
	Anthony Brown	11	117	@ Stanford (11/13/2004)
	Mike Hass	11	178	Boise State (9/10/2005)
	Mike Hass	11	174	Arizona State (9/24/2005)
	Mike Hass	11	190	Arizona (10/29/2005)
	James Rodgers	11	90	Cincinnati (9/19/2009)
	Markus Wheaton	11	116	@ Arizona State (10/1/2011)
	Victor Bolden Jr.	11	119	@ Hawai'i (9/6/2014)
	Victor Bolden Jr.	11	119	California (11/1/2014)
	Timmy Hernandez	11	116	@ Nevada (9/15/2018)
	Isaiah Hodgins	11	146	@ Colorado (10/27/2018)
29.	24 times			
	Victor Bolden Jr.	10	126	Washington State (11/8/2014)
	Victor Bolden Jr.	10	145	@ Washington (11/22/2014)

RECEPTIONS, ONE HALF

1.	Markus Wheaton	12	Nicholls State (12/1/2012)
2.	Jacquizz Rodgers	10	Arizona (9/26/2009)
	Isaiah Hodgins	10	@ Colorado (10/27/2018)

YARDS

	PLAYER	YARDS	REC	OPPONENT
1.	Mike Hass	293	12	@ Boise State (9/10/2004)
2.	Brandin Cooks	232	13	@ California (10/19/2013)
3.	Robb Thomas	230	9	Akron (10/10/1987)
4.	Mike Hass	225	8	Stanford (11/15/2003)
5.	Sammie Stroughter	223	7	@ Washington (10/14/2006)
6.	Roddy Tompkins	210	9	@ Washington (10/24/1998)
	Brandin Cooks	210	9	@ Utah (9/14/2013)
8.	James Newson	208	9	Boise State (9/20/2003)
	Mike Hass	208	8	@ USC (12/6/2003)
10.	Isaiah Hodgins	200	14	@ Nevada (9/15/2018)

TOUCHDOWNS

	PLAYER	TDS	OPPONENT
1.	Reggie Bynum	4	Idaho (9/7/1985)
	Robb Thomas	4	Akron (10/10/1987)

TOUCHDOWNS, ONE HALF

	PLAYER	TDS	OPPONENT
1.	Steve Coury	3	Washington State (11/3/1979)
	Reggie Bynum	3	Idaho (9/7/1985)



RECEIVING RECORDS

----- SEASON -----

RECEPTIONS			
	PLAYER	REC	YARDS
1.	Brandin Cooks (2013)	128	1,730
2.	James Rodgers (2009)	91	1,034
	Markus Wheaton (2012)	91	1,244
4.	Mike Hass (2005)	90	1,532
5.	Mike Hass (2004)	86	1,379
6.	James Newson (2003)	81	1,306
7.	Dave Montagne (1986)	78	862
	Jacquizz Rodgers (2009)	78	522
9.	James Newson (2002)	74	1,284
	Sammie Stroughter (2006)	74	1,293
11.	Markus Wheaton (2011)	73	986
12.	Victor Bolden Jr. (2014)	72	798
13.	Sammie Stroughter (2008)	70	1,040

1,000-YARD RECEIVERS			
	PLAYER	YARDS	REC
1.	Brandin Cooks (2013)	1,730	128
2.	Mike Hass (2005)	1,532	90
3.	Mike Hass (2004)	1,379	86
4.	James Newson (2003)	1,306	81
5.	Sammie Stroughter (2006)	1,293	74
6.	James Newson (2002)	1,284	74
7.	Markus Wheaton (2012)	1,244	91
8.	Brandin Cooks (2012)	1,151	67
9.	Sammie Stroughter (2008)	1,040	70
10.	James Rodgers (2009)	1,034	91
11.	Mike Hass (2003)	1,013	44
12.	Vern Burke (1962)	1,007	69

YARDS PER CATCH		
1.	Reggie Bynum (1983)	24.2 (24 receptions for 580 yards)

TOUCHDOWNS		
	PLAYER	TDS
1.	Brandin Cooks (2013)	16
2.	James Newson (2002)	12
3.	Markus Wheaton (2012)	11
4.	Vern Burke (1962)	10
	Robb Thomas (1987)	10
6.	Vern Burke (1963)	9
	James Rodgers (2009)	9
8.	Chad Johnson (2000)	8
	Shane Morales (2008)	8
10.	Reggie Bynum (1983)	7
	Reggie Bynum (1985)	7
	T.J. Houshmandzadeh (2000)	7
	Tim Euhus (2003)	7
	Mike Hass (2003)	7
	Mike Hass (2004)	7
	Joe Newton (2004)	7
	Joe Newton (2006)	7
	Sammie Stroughter (2008)	7

100-YARD GAMES		
	PLAYER	GAMES
1.	Mike Hass (2005)	9
2.	Brandin Cooks (2013)	8
3.	James Newson (2003)	7
4.	James Newson (2002)	6
	Mike Hass (2004)	6
6.	Sammie Stroughter (2006)	5
	Brandin Cooks (2012)	5
	Markus Wheaton (2012)	5

200-YARD GAMES		
	PLAYER	GAMES
1.	Mike Hass (2003)	2
	Brandin Cooks (2013)	2

----- CAREER -----

RECEPTIONS				
	PLAYER	REC	YARDS	TDS
1.	Markus Wheaton (2009-12)	227	2,994	16
2.	Brandin Cooks (2011-13)	226	3,272	24
3.	James Rodgers (2007-11)	222	2,578	18
4.	Mike Hass (2002-05)	220	3,924	20
5.	James Newson (2000-03)	213	3,572	20
6.	Victor Bolden Jr. 2013-16)	170	1,863	7
7.	Sammie Stroughter (2004-08)	164	2,623	14
8.	Phil Ross (1985, 1987-89)	153	1,827	6
9.	Jacquizz Rodgers (2008-10)	151	1,056	5
10.	Reggie Bynum (1982-85)	149	2,231	15

YARDS				
	PLAYER	REC	YARDS	TDS
1.	Mike Hass (2002-05)	220	3,924	20
2.	James Newson (2000-03)	213	3,572	20
3.	Brandin Cooks (2011-13)	226	3,272	24
4.	Markus Wheaton (2009-12)	227	2,994	16
5.	Sammie Stroughter (2004-08)	164	2,623	14
6.	James Rodgers (2007-11)	222	2,578	18
7.	Reggie Bynum (1982-85)	149	2,231	15
8.	Robb Thomas (1985-88)	138	2,043	18
9.	Victor Bolden Jr. (2013-16)	170	1,863	7
10.	Jordan Villamin (2014-17)	129	1,847	13
11.	Roddy Tompkins (1996-99)	118	1,845	12
12.	Steve Coury (1976-79)	135	1,837	10
13.	Phil Ross (1985, 1987-89)	153	1,827	6
14.	Vern Burke (1962-1963)	117	1,799	19
15.	Robert Prescott (1997-2000)	110	1,788	9
16.	Anthony Brown (2004-07)	133	1,669	10
17.	Jeff Kolberg (1969-71)	92	1,364	11
18.	Greg Ainsworth (1997-98)	107	1,349	3
19.	Tim Euhus (2000-03)	98	1,346	9
20.	Joe Newton (2003-04, 06)	105	1,308	13
21.	Pat Chaffey (1986, 1988-89)	124	1,293	5
22.	Dave Montagne (1984-86)	114	1,282	3
23.	Timmy Hernandez (2016-18)	107	1,259	7
24.	Victor Simmons (1978-81)	80	1,203	5
25.	Richard Mullaney (2012-14)	83	1,160	5
26.	Isaiah Hodgins (2017-18)	90	1,151	7
27.	Joe Halahuni (2008-11)	97	1,147	13
28.	Connor Hamlett (2011-14)	104	1,109	10
29.	Lee Overton (1973-76)	70	1,089	6
30.	Jacquizz Rodgers (2008-10)	151	1,056	5
31.	Maurice Wilson (1989-92)	78	1,026	7
32.	Claude Dixon (1981-84)	70	1,023	3



James Newson (2000-03) finished his career at Oregon State as one of the best receivers in the program's history. Currently, Newson ranks fifth in career receptions, second in career receiving yards and is tied for second in receiving touchdowns.



RECEIVING RECORDS

----- CAREER -----

TOUCHDOWNS

PLAYER	TDS
1. Brandin Cooks (2011-13)	24
2. James Newson (2000-03)	20
Mike Hass (2002-05)	20
4. Vern Burke (1962-63)	19
James Rodgers (2007-11)	19
6. Robb Thomas (1985-88)	18
7. Markus Wheaton (2009-12)	16
8. Reggie Bynum (1982-85)	15
Joe Newton (2003-04, 2006)	15
10. Sammie Stroughter (2004-08)	14

100-YARD GAMES

PLAYER	GAMES
1. Mike Hass (2002-05)	19
2. James Newson (2001-03)	16
3. Brandin Cooks (2011-13)	13
4. Sammie Stroughter (2004-08)	11
Markus Wheaton (2009-12)	11
6. Reggie Bynum (1982-85)	8
7. Robb Thomas (1985-88)	7
James Rodgers (2007-11)	7
9. Robert Prescott (1997-2000)	6
Victor Bolden Jr. (2013-16)	6

200-YARD GAMES

PLAYER	GAMES
1. Mike Hass (2002-05)	3
2. Brandin Cooks (2011-13)	2

RECEPTIONS BY A RUNNING BACK

PLAYER	REC	YARDS	TDs
1. Jacquizz Rodgers (2008-10)	151	1,056	5
2. Pat Chaffey (1986, 1988-89)	124	1,293	5
3. Storm Woods (2012-15)	123	1,094	2
4. Yvenson Bernard (2004-07)	118	790	3

1,000-YARD TIGHT ENDS

PLAYER	REC	YARDS	TDs
1. Phil Ross (1985-89)	153	1,827	6
2. Tim Euhus (2001-03)	98	1,346	9
3. Joe Newton (2003-04, 06)	105	1,308	15
4. Joe Halahuni (2008-11)	97	1,147	13
5. Connor Hamlett (2011-14)	104	1,109	10



Phil Ross (81) was one of OSU's top pass catchers during the 1980s. Ross set the school record (at the time) with 153 career receptions and still ranks seventh in OSU history. In addition, his 1,827 receiving yards is the most in OSU history from the tight end position.

SCORING RECORDS

----- GAME -----

POINTS

PLAYER	POINTS	OPPONENT
1. Steven Jackson	30 (4 rush TD, 1 rec TD)	vs. New Mexico (12/24/2003)

POINTS BY KICKING

PLAYER	POINTS	OPPONENT
1. Alexis Serna	20 (5 FG, 5 PAT)	Oregon (11/20/2004)

----- SEASON -----

TOTAL POINTS

PLAYER	POINTS
1. Steven Jackson, TB, 2003	132 (19 rush TD, 3 rec TD)
Jacquizz Rodgers, TB, 2009	132 (21 rush TD, 1 rec TD)
3. Ken Simonton, TB, 1999	118 (19 rush TD, 2 PAT)
4. Ken Simonton, TB, 2000	116 (19 rush TD, 1 PAT)
5. Alexis Serna, PK, 2006	111 (22 FG, 45 PAT)
Justin Kahut, PK, 2009	111 (22 FG, 45 PAT)
7. Brandin Cooks, WR, 2013	108 (2 rush TD, 16 rec TD)
8. Kirk Ylioniemi, PK, 2003	103 (19 FG, 46 PAT)
9. Bill Enyart, RB, 1968	102 (17 rush TD)
Steven Jackson, TB, 2002	102 (15 rush TD, 2 rec TD)
Jacquizz Rodgers, TB, 2010	102 (14 rush TD, 3 rec TD)

----- CAREER -----

TOTAL POINTS

PLAYER	POINTS
1. Alexis Serna, PK (2004-07)	384 (80 FG, 144 PAT)
2. Ken Simonton, TB (1998-2001)	366 (59 rush TD, 1 rec TD, 3 PAT)
3. Jacquizz Rodgers, TB (2008-10)	306 (46 rush TD, 5 rec TD)
4. Trevor Romaine, PK (2011-14)	303 (53 FG, 144 PAT)
5. Steven Jackson, TB (2001-03)	276 (39 rush TD, 7 rec TD)
6. Justin Kahut, PK (2007-10)	260 (47 FG, 119 PAT)
7. Yvenson Bernard, TB (2004-07)	242 (38 rush TD, 2 rec TD, 2 PAT)
8. Ryan Cesca, PK (1999-2002)	219 (34 FG, 117 PAT)
9. Kirk Ylioniemi, PK (2001-03)	207 (37 FG, 96 PAT)
10. James Rodgers, WR (2007-11)	182 (9 rush TD, 19 rec TD, 1 PR TD, 1 KR TD, 1 PAT)

IN THE LINEUP

CAREER STARTS

PLAYER	STARTS	YEARS
1. Roy Schuening, OG	50	2004-07
2. Richard Seigler, LB	49	2000-03
3. Michael Phillip, OT	48	2009-10, '12-13
4. Keenan Lewis, CB	47	2005-08
5. Ken Simonton, RB	45	1998-2001
Dennis Weathersby, CB	45	1999-2002
7. Mike Remmers, OT	44	2008-11
Dylan Wynn, DE	44	2011-14
9. John Garrett, LB	43	1991-94
William Ephraim, CB	43	1991-94
Andrae Holland, CB	43	1995-98
Brandon Hughes, CB	43	2005-08
Sean Mannion, QB	43	2011-14
14. Maurice Wilson, WR	42	1989-92
Terrance Carroll, FS	42	1997-2000
Anthony Brown, WR	42	2004-07
17. Roddy Tompkins, WR	41	1996-98
18. Reggie Tongue, FS	40	1992-95
Mitch Meeuwsen, SS	40	2001-04

CONSECUTIVE STARTS

PLAYER	STARTS	YEARS
1. Roy Schuening, OL	50	2004-07
2. Richard Seigler, LB	49	2000-03
3. John Garrett, LB	43	1991-94
4. Maurice Wilson, WR	40	1989-92
Reggie Tongue, FS	40	1992-95



TOTAL OFFENSE RECORDS

----- GAME -----

MOST RUSHING & PASSING PLAYS

1. Erik Wilhelm	71	@ Michigan (9/20/1986)
-----------------	----	------------------------

TOTAL YARDS (400-YARD GAMES)

PLAYER	RUSH	PASS	TOTAL	OPPONENT
1. Sean Mannion	-6	493	487	@ Washington St. (10/12/2013)
2. Sean Mannion	-19	481	462	@ California (10/19/2013)
3. Erik Wilhelm	19	461	480	Akron (10/10/1987)
4. Matt Moore	26	436	462	@ Arizona (10/29/2006)
5. Derek Anderson	-25	485	460	@ USC (12/6/2003)
6. Jonathan Smith	-10	469	459	@ Washington (11/24/1998)
7. Sean Mannion	-12	443	431	@ Utah (9/14/2013)
8. Sean Mannion	0	422	422	E. Washington (8/31/2013)
9. Sean Mannion	-13	433	420	@ Arizona (9/29/2012)
10. Erik Wilhelm	12	406	418	USC (10/29/1988)
11. Derek Anderson	8	408	416	Boise State (9/20/2003)
12. Jonathan Smith	9	405	414	@ Stanford (10/16/1999)
13. Derek Anderson	-10	411	401	@ Boise State (9/10/2004)
14. Ryan Katz	7	393	400	@ Arizona (10/9/2010)

MOST TOUCHDOWNS RESPONSIBLE FOR

1. Terry Baker	6	(3 rush, 3 pass)	Iowa State (9/22/1962)
Derek Anderson	6	(1 rush, 5 pass)	UNLV (9/14/2002)
Sean Mannion	6	(6 pass)	Colorado (9/28/2013)

----- SEASON -----

MOST RUSHING & PASSING PLAYS

1. Sean Mannion (2013)	637	(34 rush, 603 pass)
------------------------	-----	---------------------

TOTAL YARDS

PLAYER	RUSH	PASS	TOTAL
1. Sean Mannion (2013)	-223	4,662	4,439
2. Derek Anderson (2003)	-125	4,058	3,993
3. Derek Anderson (2004)	-152	3,615	3,463
4. Sean Mannion (2011)	-190	3,328	3,138
5. Sean Canfield (2009)	-160	3,271	3,111
6. Derek Anderson (2002)	-231	3,313	3,082
7. Matt Moore (2006)	-11	3,022	3,011
8. Jonathan Smith (1999)	-96	3,053	2,957
9. Erik Wilhelm (1988)	30	2,896	2,926
10. Sean Mannion (2014)	-306	3,164	2,858

HIGHEST AVERAGE YARDS PER PLAY

1. Terry Baker (1962)	7.2	(318 plays, 2,276 yards)
-----------------------	-----	--------------------------

----- CAREER -----

MOST RUSHING & PASSING PLAYS

1. Sean Mannion (2011-14)	1,970	(-804 rush, 13,600 pass)
2. Erik Wilhelm (1985-88)	1,589	(-331 rush, 9,383 pass)

TOTAL YARDS

PLAYER	RUSH	PASS	TOTAL
1. Sean Mannion, QB (2011-14)	-804	13,600	12,796
2. Derek Anderson, QB (2001-04)	-533	11,249	10,716
3. Jonathan Smith, QB (1998-2001)	-471	9,680	9,209
4. Erik Wilhelm, QB (1985-88)	-331	9,383	9,062
5. Matt Moore, QB (2005-06)	-111	5,733	5,622
6. Sean Canfield, QB (2006-09)	-313	5,810	5,497
7. Ken Simonton, RB (1998-2001)	5,044	0	5,044
8. Terry Baker, QB (1960-62)	1,503	3,476	4,979
9. Tim Alexander, QB/WR (1995-98)	1,405	2,500	3,905
10. Jacquizz Rodgers, RB (2008-10)	3,877	25	3,902

HIGHEST AVERAGE YARDS PER PLAY

1. Terry Baker (1960-62)	6.61	(753 plays, 4,979 yards)
--------------------------	------	--------------------------

ALL-PURPOSE RECORDS

----- GAME -----

TOTAL YARDS (250+ YARDS)

PLAYER	RUSH	REC	PR	KR	TOTAL	OPPONENT
1. Victor Bolden Jr.	0	22	0	305	327	Washington (11/23/2013)
2. James Rodgers	29	139	0	135	303	@ Oregon (12/3/2009)
3. Bill Enyart	299	0	0	0	299	@ Utah (9/28/1968)
4. Mike Hass	0	293	0	0	293	@ Boise St. (9/10/2004)
5. Victor Bolden Jr.	66	43	29	206	272	Boise State (9/24/2016)
6. Dwayne Owens	34	0	0	237	271	USC (11/10/1990)
Jacquizz Rodgers	189	82	0	0	271	Stanford (10/10/2009)
8. Tim Alexander	0	77	18	171	266	UCLA (11/7/1998)
9. Dwayne Owens	41	0	7	211	259	Kansas (9/5/1992)
10. Brian Taylor	88	42	0	124	254	San Jose St. (9/19/1987)

----- SEASON -----

TOTAL YARDS (1,500-YARD SEASONS)

PLAYER	RUSH	REC	PR	KR	TOTAL
1. James Rodgers (2009)	303	1,034	151	840	2,328
2. Brandin Cooks (2013)	217	1,730	72	0	2,019
3. Steven Jackson (2003)	1,545	470	0	0	2,015
4. Jacquizz Rodgers (2009)	1,440	552	0	0	1,962
5. Steven Jackson (2002)	1,690	165	0	0	1,855
6. James Rodgers (2008)	408	607	0	818	1,833
7. Sammie Stroughter (2006)	-22	1,293	470	0	1,741
8. Ken Simonton (1999)	1,486	219	0	0	1,705
9. Yvenson Bernard (2005)	1,321	316	0	0	1,637
10. Tim Alexander (1998)	3	620	169	799	1,591
11. Yvenson Bernard (2006)	1,307	276	0	0	1,583
12. Victor Bolden Jr. (2016)	329	542	64	642	1,577
13. Ken Simonton (2000)	1,559	14	0	0	1,573
14. Brian Taylor (1987)	411	364	0	787	1,559
15. Mike Hass (2005)	18	1,532	0	0	1,550
16. Jermar Jefferson (2018)	1,380	147	0	0	1,527
17. Jacquizz Rodgers (2008)	1,253	247	0	0	1,500

----- CAREER -----

TOTAL YARDS (3,000-YARD CAREERS)

PLAYER	RUSH	REC	PR	KR	TOTAL
1. James Rodgers (2007-11)	1,410	2,578	261	2,124	6,373
2. Ken Simonton (1998-2001)	5,044	472	90	0	5,606
3. Victor Bolden Jr. (2013-16)	727	1,863	186	2,420	5,196
4. Jacquizz Rodgers (2008-10)	3,877	1,056	0	0	4,933
5. Yvenson Bernard (2004-07)	3,862	790	79	91	4,822
6. Steven Jackson (2001-03)	3,625	680	0	240	4,545
7. Sammie Stroughter (2004-08)	34	2,653	1,235	377	4,299
8. Mike Hass (2002-05)	18	3,924	0	0	3,942
9. Ken Carpenter (1946-49)	1,910	679	576	738	3,903
10. Brandin Cooks (2011-13)	340	3,272	72	179	3,863
11. Markus Wheaton (2009-12)	631	2,994	68	81	3,774
12. Storm Woods (2012-15)	2,674	1,094	0	0	3,768
13. James Newson (2000-03)	35	3,572	52	0	3,659
14. Robb Thomas (1985-88)	28	2,043	31	1,277	3,379
15. Billy Main (1967-69)	1,621	714	19	938	3,292
15. Tim Alexander (1994-98)	1,408	665	169	779	3,041



DEFENSIVE RECORDS

-----GAME-----

TACKLES

	PLAYER	TACKLES	OPPONENT
1.	Steve Brown	22	@ Stanford (10/28/1972)
	Andre Harris	22	@ Colorado (9/24/1988)
3.	Osia Lewis	21	@ Washington (10/19/1985)
4.	Andre Harris	20	@ Oregon (11/21/1987)
	Manase Hungalu	20	@ California (11/4/2017)
6.	James Murphy	19	Oregon (11/27/1982)
	Andre Harris	19	@ USC (10/3/1987)
	Trent Bray	19	@ Boise State (9/10/2004)
9.	Buster Elahee	18	@ California (9/28/1996)
	Derrick Doggett	18	@ Oregon (12/1/2007)
	Lance Mitchell	18	vs. TCU (9/4/10)

UNASSISTED TACKLES

1.	James Murphy	16	Oregon (11/27/1982)
----	--------------	----	---------------------

ASSISTED TACKLES

1.	Steve Brown	16	Stanford (10/30/1971)
----	-------------	----	-----------------------

TACKLES FOR LOSS

	PLAYER	TFLs	OPPONENT
1.	Richard Seigler	7.0	@ Arizona State (10/20/2001)
2.	Victor Butler	5.0	vs. Pittsburgh (12/31/2008)
3.	Osia Lewis	4.0	@ Washington (10/19/1985)
	Tim Slone	4.0	UNLV (9/15/1990)
	Sailusi Poulivaati	4.0	@ Arizona (11/2/1991)
	Inoke Breckterfield	4.0	Oregon (11/19/1994)
	Inoke Breckterfield	4.0	@ Oregon (11/18/1995)
	DeLawrence Grant	4.0	San Diego State (9/23/2000)
	Scott Crichton	4.0	Washington State (10/6/2012)

SACKS

	PLAYER	SACKS	OPPONENT
1.	Maurice Porter	4.0	Montana (11/20/1982)
	Phil Alfieri	4.0	Idaho (9/7/1985)
	Rich Haggerty	4.0	Idaho (9/7/1985)
	Victor Butler	4.0	vs. Pittsburgh (12/31/2008)

FUMBLES CAUSED

	PLAYER	FC	OPPONENT
1.	DeLawrence Grant	3	San Diego State (9/23/2000)

FUMBLES RECOVERED

1.	Tom Stevens	3	USC (9/17/1977)
----	-------------	---	-----------------

FUMBLES RECOVERIES RETURNED FOR TOUCHDOWNS

1.	Rashaad Reynolds	2	vs. Boise State (12/24/2013)
----	------------------	---	------------------------------

LONGEST FUMBLE RETURNS

	PLAYER	YARDS	OPPONENT
1.	George Conn	103	Nebraska (1916)
2.	Reggie Tongue	75	@ Washington State (9/17/1993)
3.	Rashaad Reynolds	70	vs. Boise State (12/24/13)
4.	Toalei Talataina	60	@ Nevada (9/5/1999)

INTERCEPTIONS

1.	Steve Brown	4	Stanford (10/30/1971)
----	-------------	---	-----------------------

INTERCEPTIONS FOR TOUCHDOWNS

1.	Paul Snider	2	Gonzaga (10/8/1926)
	Reggie Tongue	2	Wyoming (9/10/1994)

INTERCEPTION RETURN YARDS

1.	Reggie Tongue	103	Wyoming (9/10/1994)
----	---------------	-----	---------------------

75-YARD INTERCEPTION RETURNS

	PLAYER	YARDS	OPPONENT
1.	Jay Locey	94	@ Oregon (11/22/1975)
2.	Pierre Bowman	90	Montana (9/30/1933)
3.	Bruce Hake	88	@ Washington (11/7/1959)
4.	Don Campbell	85	Portland (10/25/1947)
5.	Rob Jurgenson	83	@ Iowa (9/20/1969)
6.	Armon Hatcher	81	Arizona State (9/27/1997)
7.	Marne Palmateer	79	@ California (10/24/1959)
	Gene Dales	79	BYU (10/8/1977)
	Terrance Carroll	79	USC (9/30/2000)
10.	Treston Decoud	75	Idaho State (9/17/2016)

PASSES BROKEN UP

1.	Dennis Weathersby	5	California (10/26/2002)
	Rashaad Reynolds	5	@ Arizona (9/29/2012)

-----SEASON-----

TACKLES

	PLAYER	TACKLES
1.	Steve Brown, MLB (1972)	186
2.	Andre Harris, FS (1987)	144
	Todd Sahlfeld, MLB (1991)	144
4.	Osia Lewis, LB (1985)	131
5.	Kane Rogers, ILB (1995)	128
6.	Jerome Boyd, LB (1981)	125
7.	Andre Harris, FS (1988)	124
8.	Trent Bray, MLB (2004)	122
9.	Nick Barnett, SLB (2002)	121
10.	Rico Petrini, ILB (1994)	120

UNASSISTED TACKLES

1.	Steve Brown, MLB (1972)	102
----	-------------------------	-----

ASSISTED TACKLES

1.	Steve Brown, MLB (1972)	84
----	-------------------------	----

TACKLES FOR LOSS

	PLAYER	TFLs
1.	Victor Butler, DE (2008)	21.5
2.	LaDairus Jackson, DE (2000)	21.0
	Bill Swancutt, DE (2002)	21.0
4.	Nick Barnett, SLB (2002)	20.5
5.	Scott Crichton, DE (2013)	19.0
6.	Slade Norris, DE (2008)	18.5
7.	Bill Swancutt, DE (2004)	18.0
8.	Richard Seigler, MLB (2003)	17.5
	Bill Swancutt, DE (2003)	17.5
	Scott Crichton, DE (2012)	17.5

SACKS

	PLAYER	SACKS
1.	Maurice Porter, DE (1982)	12.0
	Victor Butler, DE (2008)	12.0
3.	LaDairus Jackson, DE (2000)	11.5
	Bill Swancutt, DE (2002)	11.5
	Bill Swancutt, DE (2003)	11.5
	Bill Swancutt, DE (2004)	11.5
7.	Victor Butler, DE (2007)	10.5
8.	Slade Norris, DE (2008)	10.0
9.	Dorian Smith, DE (2006)	9.0
	Slade Norris, DE (2007)	9.0
	Scott Crichton, DE (2012)	9.0

FUMBLES CAUSED

	PLAYER	FC
1.	Scott Crichton (2011)	6
	Devin Chappell (2016)	6
2.	John Gonzales (1984)	4
	DeLawrence Grant (2000)	4
	Coye Francies (2006)	4
	Victor Butler (2008)	4
	Stephen Paea (2009)	4
	Stephen Paea (2010)	4

FUMBLES RECOVERED

	PLAYER	FR
1.	Dylan Wynn (2011)	5
2.	Osia Lewis (1985)	4
	Mitch Meeuwesen (2001)	4
	Alan Darlin (2006)	4



DEFENSIVE RECORDS

----- SEASON (CONT'D) -----

INTERCEPTIONS

PLAYER	INTs
1. Bill Sheffield (1949)	9
Dan Espalin (1962)	9
Teddy Johnson (1986)	9
4. Bill Bartley (1972)	8
5. Sam Wesley (1955)	7
Dave Graham (1970)	7
Jim Lilly (1970)	7
Steve Brown (1971)	7
Dennis Downey (1973)	7
Lavance Northington (1985)	7
Jordan Poyer (2012)	7

INTERCEPTIONS FOR TOUCHDOWNS

1. Reggie Tongue (1994)	3
-------------------------	---

INTERCEPTION RETURN YARDS

1. Bill Sheffield (1949)	138
Jay Locey (1975)	138

PASSES BROKEN UP

1. Andrae Holland (1998)	19
--------------------------	----

----- CAREER -----

TACKLES

PLAYER	TACKLES
1. Steve Brown, MLB (1970-72)	415
2. Reggie Tongue, FS (1992-95)	362
3. Jeff Schneider, MLB (1984-87)	360
4. Richard Seigler, MLB (2000-03)	356
5. Kane Rogers, MLB (1992-95)	349
6. Trent Bray, MLB (2002-05)	337
7. Todd Sahlfeld, MLB (1988-91)	324
8. Rico Petrini, MLB (1991-94)	316
9. Michael Hale, SS (1991-94)	299
10. Jonathan Jackson, MLB (1996-99)	282

UNASSISTED TACKLES

1. Jeff Schneider, MLB (1984-87)	234
----------------------------------	-----

ASSISTED TACKLES

1. Steve Brown, MLB (1970-72)	211
-------------------------------	-----

TACKLES FOR LOSS (25+)

PLAYER	TFLs
1. Bill Swancutt, DE (2001-04)	59.5
2. Inoke Breckterfield, DE (1995-98)	55.5
3. Richard Seigler, MLB (2000-03)	53.0
4. Scott Crichton, DE (2011-13)	51.0
5. Victor Butler, DE (2005-08)	39.5
6. Kane Rogers, LB (1992-95)	33.0
7. Derrick Doggett, LB (2004-07)	32.0
8. Bryan Jones, LB (1995-98)	31.0
9. Dwan Edwards, DT (2000-03)	30.0
10. Jeff Van Orsow, DE (2004-07)	29.5
Stephen Paea, DT (2008-10)	29.5
12. Nick Barnett, LB (1999-2002)	29.0
Trent Bray, MLB (2002-05)	29.0
14. Slade Norris, DE (2005-08)	28.5
15. LaDairus Jackson, DE (1999-2000)	27.0
16. Keith Ellison, LB (2004-05)	25.5

SACKS

PLAYER	SACKS
1. Bill Swancutt, DE (2001-04)	37.0
2. Victor Butler, DE (2005-08)	25.5
3. Scott Crichton, DE (2011-13)	22.5
4. Inoke Breckterfield, DE (1995-98)	19.5
5. Slade Norris, DE (2005-08)	19.0
6. Kane Rogers, LB (1992-95)	16.0
7. LaDairus Jackson, DE (1999-2000)	15.5
8. Dorian Smith, DE (2006-07)	15.0
9. Esera Tuaolo, DT (1987-90)	14.0
Stephen Paea, DT (2008-10)	14.0

----- CAREER (CONT'D) -----

FUMBLES CAUSED

1. Scott Crichton (2011-13)	10
2. Stephen Paea (2008-10)	9
3. Michael Hale (1991-94)	7
Inoke Breckterfield (1995-98)	7
Bill Swancutt (2001-04)	7
Dwight Roberson (2007-10)	7

FUMBLES RECOVERED

1. Osia Lewis (1982-85)	8
Dylan Wynn (2011-14)	8

INTERCEPTIONS (10+)

PLAYER	INTs
1. Mitch Meeuwsen (2001-04)	20
2. Dan Espalin (1962-64)	15
Sabby Piscitelli (2003-06)	15
4. Charlie Olds (1964-68)	13
Armon Hatcher (1995-98)	13
Jordan Poyer (2009-12)	13
7. Larry Rich (1967-69)	12
Jim Lilly (1970-72)	12
Lavance Northington (1984-85, 1987)	12
10. Bill Sheffield (1949-51)	11
Teddy Johnson (1985-88)	11

INTERCEPTIONS FOR TOUCHDOWNS

1. Reggie Tongue (1992-95)	3
Derrick Doggett (2004-07)	3
Jordan Poyer (2009-12)	3

INTERCEPTION RETURN YARDS

1. Jordan Poyer (2009-12)	243
2. Reggie Tongue (1992-95)	213

PASSES BROKEN UP

1. Dennis Weathersby (1999-2002)	62
----------------------------------	----



Victor Butler was a pass rushing force for the Beavers from 2005-08 setting the OSU single season sack mark with 12 to go with 21.5 tackles-for-loss. Butler was named the 2008 Sun Bowl MVP after recording four sacks in the Beavers' 3-0 win over Pittsburgh.

PUNT RETURN RECORDS

----- GAME -----

PUNT RETURNS

1.	Jim Lilly	8	BYU (9/30/1972)
----	-----------	---	-----------------

PUNT RETURN YARDS

PLAYER	RET	YARDS	OPPONENT
1.	Larry Rich	6	@ Iowa (9/21/1968)

LONGEST PUNT RETURNS

PLAYER	YARDS	OPPONENT
1.	Dwayne Owens	97 @ UCLA (11/7/1992)
2.	Jordan Poyer	85 UCLA (9/24/2011)
3.	Donald Beavers	83 Wyoming (9/22/1984)
4.	Dick Mason	80 Idaho (11/5/1955)
5.	Victor Bolden Jr.	@ Oregon (11/27/2015)
6.	Gene Taft	@ Stanford (11/17/1951)
7.	Howard Maple	@ Oregon (11/11/1927)
	Dick Gray	Utah (9/24/1949)
9.	Sammie Stroughter	USC (10/28/2006)
10.	Ken Carpenter	Montana (10/15/1949)
	T.J. Houshmandzadeh	@ Stanford (10/16/1999)

----- SEASON -----

PUNT RETURNS

1.	Larry Rich (1969)	35	(302 yards)
----	-------------------	----	-------------

PUNT RETURN YARDS

PLAYER	RET	YARDS	TDS
1.	Sammie Stroughter (2006)	30	470 3

PUNT RETURN YARDS, AVERAGE (min. 10 returns)

PLAYER	RET	YARDS	AVG
1.	Dick Gray (1949)	10	188 18.8
2.	Ken Carpenter (1949)	10	178 17.8
3.	Sammie Stroughter (2006)	30	470 15.7
4.	Jordan Poyer (2011)	10	141 14.1
5.	Mark Waletich (1967)	17	236 13.9
6.	Larry Rich (1967)	14	188 13.4
7.	Jim Lilly (1971)	22	258 11.73
8.	Dwayne Owens (1992)	18	211 11.72
9.	James Rodgers (2009)	13	151 11.6
10.	Sterling Hammack (1957)	22	253 11.5

----- CAREER -----

PUNT RETURNS

1.	Sammie Stroughter (2004-08)	127	(1,235 yards)
----	-----------------------------	-----	---------------

PUNT RETURN YARDS

PLAYER	RET	YARDS	TDS
1.	Sammie Stroughter (2004-08)	127	1,235 3

PUNT RETURN YARDS, AVERAGE (min. 15 returns)

PLAYER	RET	YARDS	AVG
1.	James Rodgers (2007-11)	19	261 13.7
2.	Dwayne Owens (1990, 1992)	18	211 11.7
3.	Mark Waletich (1966-68)	46	520 11.3
4.	John Horriilo (1957-58)	23	248 10.8
5.	Donald Beavers (1983-84)	18	191 10.6
6.	Larry Rich (1967-69)	72	754 10.5
7.	Sterling Hammack (1956-57)	35	363 10.4
8.	Jordan Poyer (2009-12)	31	316 10.19
9.	Jim Lilly (1970-72)	82	834 10.17
10.	Sammie Stroughter (2004-08)	127	1,235 9.7

KICKOFF RETURN RECORDS

----- GAME -----

KICKOFF RETURNS

1.	Victor Bolden Jr.	12	Washington (11/23/2013)
2.	Larry Glenn	7	@ USC (10/3/1970)
	Jordan Poyer	7	BYU (10/15/2011)

KICKOFF RETURN YARDS

PLAYER	RET	YARDS	OPPONENT
1.	Victor Bolden	12	305 Washington (11/23/2013)
2.	Dwayne Owens	6	237 USC (11/10/1990)

LONGEST KICKOFF RETURNS

PLAYER	YARDS	OPPONENT
1.	Ray Taroli	100 @ UCLA (10/2/1971)
	Tim Alexander	100 @ USC (9/19/1998)
	Gerard Lawson	100 @ Hawai'i (12/2/2006)
	Victor Bolden Jr.	100 @ Washington State (10/17/2015)
5.	Victor Bolden Jr.	99 Boise State (9/24/2016)
6.	Victor Bolden Jr.	98 Washington (11/23/2013)
7.	Ryan Murphy	97 @ USC (9/27/2014)
8.	DeShawn Williams	96 Stanford (9/20/1997)
9.	Bob Olson	95 @ Oregon (11/11/1939)
10.	Norman Franklin	94 @ San Francisco (10/14/1933)
	Norman Franklin	94 @ Fordham (11/18/1933)
12.	Billy Main	93 Oregon (11/23/1968)
	Dwayne Owens	93 USC (11/10/1990)
14.	Ken Carpenter	91 @ Washington State (11/6/1948)
	Leroy Whittle	91 @ Idaho (11/3/1962)

KICKOFF RETURN AVERAGE (min. 3)

PLAYER	AVG	OPPONENT
1.	Ray Taroli	50.0 (3 for 150) @ UCLA (10/2/1971)
2.	Gerard Lawson	49.6 (3 for 149) @ Hawai'i (12/2/2006)
3.	Ryan Murphy	46.7 (3 for 140) @ USC (9/27/2014)
4.	Tim Smith	45.0 (3 for 135) @ Minnesota (10/7/1978)
5.	Tim Alexander	39.7 (3 for 119) @ Utah State (10/3/1998)

----- SEASON -----

KICKOFF RETURNS

1.	Victor Bolden (2013)	58	1,198 yards
----	----------------------	----	-------------

KICKOFF RETURN YARDS

PLAYER	RET	YARDS	TDS
1.	Victor Bolden (2013)	58	1,198 1

KICKOFF RETURN YARDS, AVERAGE (min. 10 returns)

PLAYER	RET	YARDS	AVG
1.	Billy Main (1968)	16	513 32.1
2.	Ron Miller (1959)	15	453 30.2
3.	Tim Alexander (1998)	27	799 29.6
4.	Leroy Whittle (1963)	10	292 29.2
5.	James Rodgers (2010)	12	344 28.7
6.	Ray Taroli (1971)	32	908 28.4
7.	Jordan Poyer (2010)	33	917 27.8
8.	Gerard Lawson (2006)	13	350 26.9
9.	Billy Main (1969)	13	335 25.8
10.	Ray Taroli (1973)	25	640 25.6

----- CAREER -----

KICKOFF RETURNS

1.	Victor Bolden Jr. (2013-16)	108	2,420 yards
2.	Ray Taroli (1971, 1973-74)	83	2,160

KICKOFF RETURN YARDS

PLAYER	RET	YARDS	TDS
1.	Victor Bolden Jr. (2013-16)	108	2,420 yards
2.	Ray Taroli (1971, 1973-74)	83	2,160 1

KICKOFF RETURN YARDS, AVERAGE (min. 10 returns)

PLAYER	RET	YARDS	AVG
1.	Ron Miller (1959-60)	16	475 29.7
2.	Billy Main (1967-69)	34	938 27.7
3.	Art Gilmore (1959-60)	10	264 26.4
4.	Ray Taroli (1971, 1973-74)	83	2,160 26.0
5.	Jordan Poyer (2009-12)	66	1,711 25.9
6.	James Rodgers (2007-11)	86	2,124 24.7
7.	Billy Hughely (1988-89)	31	761 24.55
8.	Leroy Whittle (1961-63)	28	686 24.5
9.	Cliff Watkins (1963-64)	15	355 23.7
10.	Gene Taft (1950-51)	14	330 23.6



PUNTING RECORDS

----- GAME -----

PUNTS

1.	Mike Fessler	14	California (11/6/1999)
----	--------------	----	------------------------

PUNTING YARDAGE

PLAYER	ATT	YARDS	OPPONENT
1. Mike Fessler	14	593	California (11/6/1999)

LONGEST PUNTS

PLAYER	YARDS	OPPONENT
1. Coquelle Thompson	80	Washington State (11/1/1930)
2. Johnny Hekker	74	USC (11/20/2010)
3. Tim Kollas	72	Kansas (9/5/1992)
4. Mike Fessler	70	Oregon (11/21/1998)
5. Sam Paulescu	69	Washington State (10/23/2004)
6. Dave Mann	67	UCLA (11/10/1951)
Ray Westfall	67	Washington (10/2/1954)
Keith Kostol	67	@ Stanford (11/10/2012)
Keith Kostol	67	Colorado (9/28/2013)
10. Dainard Paulson	66	@ California (10/24/1959)
Chip Stempeck	66	@ Washington (10/19/1985)
Carl Tobey	66	Stanford (11/15/2003)
Nick Porebski	66	UCLA (11/7/2015)
Nick Porebski	66	@ Colorado (10/1/2016)

PUNTING AVERAGE (min. 5)

PLAYER	AVG	OPPONENT
1. Johnny Hekker	52.5	(6 for 315) @ Utah (10/29/2011)

----- SEASON -----

PUNTS

1. John Misko (1978)	94	(3,637 yards)
----------------------	----	---------------

PUNTING YARDAGE

PLAYER	ATT	YARDS
1. John Misko (1978)	94	3,637

PUNTING AVERAGE

PLAYER	ATT	YARDS	AVG
1. Dainard Paulson (1959)	32	1,458	45.6
2. Johnny Hekker (2011)	50	2,202	44.0
3. Gary Houser (1967)	40	1,736	43.4
4. Mike Nehl (1969)	56	2,416	43.1
5. Sam Paulescu (2005)	56	2,406	43.0
6. Skip Russell (1960)	12	515	42.9
7. Gary Houser (1966)	45	1,917	42.6
8. Sam Paulescu (2004)	72	3,058	42.5
9. Mark Bennett (1989)	60	2,431	42.0
10. Keith Kostol (2012)	59	2,474	41.9
Daniel Rodriguez (2018)	55	2,303	41.9

PUNTS INSIDE THE 20

1. Nick Porebski (2015)	26
-------------------------	----

----- CAREER -----

PUNTS

1. Tim Kollas (1990-93)	280*	(11,018 yards)
-------------------------	------	----------------

** indicates a Pac-12 record*

PUNTING YARDAGE

PLAYER	ATT	YARDS	AVG
1. Tim Kollas (1990-93)	280	11,018	39.35

PUNTING AVERAGE

PLAYER	ATT	YARDS	AVG
1. Dainard Paulson (1958-59)	67	2,908	43.4
2. Sam Paulescu (2004-05)	128	5,464	42.7
3. Gary Houser (1965-67)	128	5,377	42.0
4. Daniel Rodriguez (2017-18)	55	2,303	41.9
5. Johnny Hekker (2008-11)	221	9,132	41.3
6. Keith Kostol (2012-14)	180	7,315	40.6
7. Bob McKenzie (1972-74)	137	5,554	40.54
8. Len Frketic (1962-64)	77	3,120	40.52
9. Nick Porebski (2015-2017)	185	7,486	40.46
10. Mike Nehl (1968-70)	158	6,382	40.4

FIELD GOAL RECORDS

----- GAME -----

FIELD GOALS MADE

PLAYER	FGs	OPPONENT
1. Alexis Serna	6	@ Washington (11/5/2005)
2. Alexis Serna	5	@ Washington (10/16/2004)
Alexis Serna	5	@ Oregon (11/19/2005)
Alexis Serna	5	Washington (11/10/2007)
Garrett Owens	5	Portland State (8/30/2014)

FIELD GOALS ATTEMPTED

PLAYER	FGAs	OPPONENT
1. Garrett Owens	7	Portland State (8/30/2014)
2. Troy Bussanich	6	@ California (10/28/1989)
Alexis Serna	6	@ Washington (11/5/2005)
Alexis Serna	6	California (9/30/2006)

LONGEST FIELD GOALS

PLAYER	YARDS	OPPONENT
1. Chris Mangold	58	San Jose State (9/25/1982)
Alexis Serna	58	California (9/30/2006)
3. Kieron Walford	55	@ Stanford (10/30/1976)
Jose Cortez	55	California (10/31/1998)
Alexis Serna	55	@ Washington (10/16/2004)
6. Jim Nielsen	54	Oregon (11/17/1984)
Kirk Yliniemi	54	Arizona (11/1/2003)
8. Kieron Walford	53	Stanford (10/27/1979)
Jim Nielsen	53	@ Grambling (9/28/1985)
10. Kieron Walford	52	USC (9/15/1979)
Chris Mangold	52	@ Minnesota (9/26/1981)
Alexis Serna	52	@ California (10/13/2007)

----- SEASON -----

FIELD GOALS MADE

1. Alexis Serna (2005)	23	(23 out of 28)
------------------------	----	----------------

FIELD GOALS ATTEMPTED

1. Alexis Serna (2006)	29	(22 out of 29)
------------------------	----	----------------

FIELD GOALS MADE, CONSECUTIVE

PLAYER	FGs
1. Kirk Yliniemi (2002)	15
Alexis Serna (2005)	15

----- CAREER -----

FIELD GOALS MADE

PLAYER	MADE	ATT
1. Alexis Serna (2004-07)	80	104
2. Trevor Romaine (2011-14)	53	69
3. Justin Kahut (2007-10)	47	64
4. Kirk Yliniemi (2001-03)	37	43
5. Troy Bussanich (1987-89)	36	54
6. Ryan Cesca (1999-2002)	34	54
7. Kieron Walford (1976-78)	32	56
Garrett Owens (2014-16)	32	45
9. Jose Cortez (1997-98)	28	45
10. Jordan Choukair (2016-18)	25	40

FIELD GOALS ATTEMPTED

1. Alexis Serna (2004-07)	104	(80 out of 104)
---------------------------	-----	-----------------

FIELD GOALS PERCENTAGE (min. 20 attempts)

PLAYER	PCT	FG
1. Kirk Yliniemi (2001-03)	.860	37 of 43
2. Alexis Serna (2004-07)	.769	80 of 104
3. Trevor Romaine (2011-14)	.768	53 of 69
4. Jim Nielsen (1984-85)	.750	15 of 20
5. Justin Kahut (2007-10)	.734	47 of 64
6. Garrett Owens (2014-16)	.711	32 of 45
7. Troy Bussanich (1987-89)	.667	36 of 54
8. Ryan Cesca (1999-2002)	.630	34 of 54
9. Jordan Choukair (2016-18)	.625	25 of 40
10. Jose Cortez (1997-98)	.622	28 of 45

FIELD GOALS MADE, CONSECUTIVE OVERALL

1. Kirk Yliniemi (2002-03)	20	(15-15 in 2002; 5-5 in 2003)
----------------------------	----	------------------------------



POINTS AFTER TOUCHDOWN RECORDS

----- GAME -----

POINTS AFTER TOUCHDOWN MADE

	PLAYER	PATM	OPPONENT
1.	Trevor Romaine	11	Nicholls State (12/1/2012)
2.	Stan McGuire	9	Montana (10/15/1949)
	Doug Stuckey	9	Northern Illinois (11/16/1996)

POINTS AFTER TOUCHDOWN ATTEMPTED

	PLAYER	PATA	OPPONENT
1.	Trevor Romaine	11	Nicholls State (12/1/2012)
2.	Stan McGuire	9	Montana (10/15/1949)
	Doug Stuckey	9	Northern Illinois (11/16/1996)

----- SEASON -----

POINTS AFTER TOUCHDOWN MADE

	PLAYER	PATM
1.	Trevor Romaine (2012)	51
2.	Trevor Romaine (2013)	50
3.	Ryan Cesca (2000)	46
	Kirk Yliniemi (2003)	46

POINTS AFTER TOUCHDOWN ATTEMPTED

	PLAYER	PATA
1.	Trevor Romaine (2012)	54
2.	Trevor Romaine (2013)	52
3.	Ryan Cesca (2000)	47
	Kirk Yliniemi (2003)	47

----- CAREER -----

POINTS AFTER TOUCHDOWN MADE

	PLAYER	PAT	ATT	PCT
1.	Alexis Serna (2004-07)	144	147	.980
	Trevor Romaine (2011-14)	144	148	.973
3.	Justin Kahut (2007-10)	119	125	.952
4.	Ryan Cesca (1999-2002)	117	118	.992
5.	Kirk Yliniemi (2001-03)	96	98	.980
6.	Garrett Owens (2014-16)	77	78	.987
7.	Jordan Choukair (2016-18)	65	68	.956
7.	Troy Bussanich (1987-89)	60	62	.968
8.	Kieron Walford (1976-78)	57	59	.966
9.	Jose Cortez (1997-98)	47	49	.959
10.	Mike Haggard (1965-67)	44	56	.786

POINTS AFTER TOUCHDOWN ATTEMPTED

	PLAYER	PAT
1.	Trevor Romaine (2011-14)	148

PATS MADE, CONSECUTIVE

	PLAYER	PAT
1.	Alexis Serna (2004-07)	144



Billy Main (22) is one of the most prolific kick returners in Oregon State history. In 1968, Main averaged an astounding 32.1 yards per return and he remains second on OSU's all-time list with a career average of 27.7 ypr from 1967-69.

BLOCKED KICKS RECORDS

----- GAME -----

BLOCKED KICKS

1.	Ben Siegert	2	Oregon (11/24/2006)
----	-------------	---	---------------------

LONGEST RETURN OF BLOCKED PUNT

	PLAYER	YARDS	OPPONENT
1.	Orlie Robbins	76	@ USC (10/8/1927)

LONGEST RETURN OF BLOCKED KICK

	PLAYER	YARDS	OPPONENT
1.	Dennis Weathersby	83	UCLA (10/5/2002)

----- SEASON -----

BLOCKED KICKS

1.	Jamil Braithwaite (1998)	6
----	--------------------------	---

----- CAREER -----

BLOCKED KICKS

1.	Kenny Taylor (1981-84)	8.5
----	------------------------	-----



Dennis Hubbard

Alexis Serna (13) broke virtually every kicking record during his career at Oregon State from 2004-07. The four-year starter connected on 144 consecutive PATs and 80 field goals and tied the OSU record with a 58-yard field goal against California in 2006.

RESER STADIUM RECORDS

----- RUSHING -----

YARDS

PLAYER (TEAM)	STAT	OPPONENT
1. Steven Jackson (OSU)	239	CAL (10/26/2002)

YARDS, ONE HALF

1. Tim Alexander (OSU)	201	No. Illinois (11/16/1996)
------------------------	-----	---------------------------

CARRIES

1. Roger Smith (OSU)	45	WSU (11/13/1971)
----------------------	----	------------------

CARRIES, ONE HALF

1. Marcus Allen (USC)	30	OSU (10/3/1981)
-----------------------	----	-----------------

CARRIES, ONE QUARTER

1. Marcus Allen (USC)	20	OSU (10/3/1981)
-----------------------	----	-----------------

HIGHEST AVERAGE PER CARRY

1. Tim Alexander (OSU)	17.08	No. Illinois (11/16/1996) (12 for 205)
------------------------	-------	---

LONGEST RUN

1. Victor Bolden Jr. (OSU)	92	Idaho State (9/17/2016)
2. Ryan Nall (OSU)	89	WSU (10/29/2016)
3. Terry Baker (OSU)	83	CAL (10/29/1960)
Jeremiah Johnson (UD)	83	OSU (11/29/2008)

TOUCHDOWNS

1. Darrin Nelson (STAN)	4	OSU (11/7/1981)
Ken Simonton (OSU)	4	UD (11/21/1998)
Jacquizz Rodgers (OSU)	4	STAN (10/10/2009)
Ryan Nall (OSU)	4	UD (11/26/2016)
Jermar Jefferson (OSU)	4	Southern Utah (9/8/2018)
CJ Verdell (UD)	4	UD (11/23/2018)

----- PASSING -----

YARDS

PLAYER (TEAM)	STAT	OPPONENT
1. Alex Brink (WSU)	531	OSU (10/1/2005)

YARDS, ONE HALF

1. Alex Brink (WSU)	275	OSU (10/1/2005)
---------------------	-----	-----------------

ATTEMPTS

1. Erik Wilhelm (OSU)	62	USC (10/29/1988)
-----------------------	----	------------------

COMPLETIONS

1. Luke Falk (WSU)	44	WSU (11/8/2014)
--------------------	----	-----------------

COMPLETIONS, ONE HALF

1. Luke Falk (WSU)	25	WSU (11/8/2014) (25-36) 2nd half
--------------------	----	-------------------------------------

HIGHEST COMPLETION PERCENTAGE

1. Turk Schonert (STAN)	.850	OSU (10/27/1979) (17 for 20)
-------------------------	------	---------------------------------

LONGEST PASS

1. Jonathan Smith to Chad Johnson (OSU)	97	STAN (10/14/2000)
---	----	-------------------

TOUCHDOWNS

1. Sean Mannion (OSU)	6	Colorado (9/28/2013)
-----------------------	---	----------------------

TOUCHDOWNS, ONE HALF

1. Scott Richardson (OSU)	4	WSU (11/3/1979)
Derek Anderson (OSU)	4	UNLV (9/14/2002)
Sean Mannion (OSU)	4	Colorado (9/28/2013)
Jake Browning (UW)	4	OSU (11/21/2015)

TOUCHDOWNS, RESPONSIBLE FOR

1. Derek Anderson (OSU)	6	UNLV (9/14/2002) (5 pass, 1 rush)
Sean Mannion (OSU)	6	Colorado (9/28/2013) (6 pass)

INTERCEPTIONS

1. Erik Wilhelm (OSU)	7	STAN (11/14/1987)
-----------------------	---	-------------------

----- RECEIVING -----

RECEPTIONS

PLAYER (TEAM)	STAT	OPPONENT
1. Jacquizz Rodgers (OSU)	13	Arizona (9/26/2009)
Brandin Cooks (OSU)	13	E. Washington (8/31/2013)

RECEPTIONS, ONE HALF

1. Markus Wheaton (OSU)	12	Nicholls State (12/1/2012)
-------------------------	----	----------------------------

YARDS

1. Steve Smith (USC)	258	OSU (10/28/2006)
----------------------	-----	------------------

HIGHEST AVERAGE PER CATCH

1. Victor Simmons (OSU)	25.8	Fresno State (9/12/1981) (6 for 155)
2. Nelson Rosario (UCLA)	25.3	OSU (10/31/2009) (6 for 152)

TOUCHDOWNS

1. Reggie Bynum (OSU)	4	Idaho (9/7/1985)
Robb Thomas (OSU)	4	Akron (10/10/1987)

----- SCORING -----

TOUCHDOWNS

PLAYER (TEAM)	STAT	OPPONENT
1. Darrin Nelson (STAN)	5	Oregon State (11/7/1981)

POINTS

1. Darrin Nelson (STAN)	30	Oregon State (11/7/1981)
-------------------------	----	--------------------------

POINTS, TWO TEAMS

1. 103	Oregon 65, Oregon State 38	(11/29/2008)
--------	----------------------------	--------------

POINTS, ONE TEAM, ONE HALF

1. 44	Oregon State vs. Northern Illinois	(11/16/1996)
-------	------------------------------------	--------------

POINT AFTER TOUCHDOWNS ATTEMPTED

1. Trevor Romaine (OSU)	11	Nicholls State (12/1/2012)
2. Stan McGuire (OSU)	9	Montana (10/15/1949)
Mark Harmon (STAN)	9	OSU (11/7/1981)
Doug Stuckey (OSU)	9	No. Illinois (11/16/1996)

POINT AFTER TOUCHDOWNS MADE

1. Trevor Romaine (OSU)	11	Nicholls State (12/1/2012)
2. Stan McGuire (OSU)	9	Montana (10/15/1949)
Mark Harmon (STAN)	9	OSU (11/7/1981)
Doug Stuckey (OSU)	9	No. Illinois (11/16/1996)

FIELD GOALS MADE

1. Alexis Serna (OSU)	5	UO (11/20/2004)
Alexis Serna (OSU)	5	UW (11/10/2007)
Garrett Owens (OSU)	5	Portland St. (8/30/2014)

FIELD GOALS MADE, ONE HALF

1. Jose Cortez (OSU)	4	CAL (10/31/1998)
Asen Asparuhov (Fresno St.)	4	OSU (9/21/2002)

FIELD GOALS MADE, ONE QUARTER

1. Jose Cortez (OSU)	4	(2nd qtr) CAL (10/31/1998)
----------------------	---	----------------------------

LONGEST FIELD GOALS MADE

1. Chris Mangold (OSU)	58	San Jose St. (9/25/1982)
Alexis Serna (OSU)	58	CAL (9/30/2006)
3. Jose Cortez (OSU)	55	CAL (10/31/1998)
4. Kirk Yliniemi (OSU)	54	UA (11/1/2003)
5. Dario Aguiniga (NMSU)	53	OSU (9/13/2003)
6. Kieron Walford (OSU)	52	USC (9/15/1979)
Kevin Morris (WSU)	52	OSU (10/10/1981)
8. Jose Cortez (OSU)	51	Baylor (9/12/1998)
Kirk Yliniemi (OSU)	51	Boise State (9/20/2003)
Alexis Serna (OSU)	51	UW (11/10/2007)
11. Mike Langford (STAN)	50	OSU (11/1/1975)
Kieron Walford (OSU)	50	STAN (10/27/1979)
Chris Mangold (OSU)	50	USC (10/3/1981)
Kevin Morris (WSU)	50	OSU (10/10/1981)
Jose Cortez (OSU)	50	Baylor (9/12/1998)
Justin Kahut (OSU)	50	Portland St. (9/5/2009)
Trevor Romaine (OSU)	50	Stanford (10/26/2013)

----- TOTAL OFFENSE -----

PLAYS

PLAYER (TEAM)	STAT	OPPONENT
1. Erik Wilhelm (OSU)	70	USC (10/29/1988)

YARDS

1. Vernon Adams (EWU)	518	OSU (8/31/2013) (107 rush, 411 pass)
-----------------------	-----	---

----- ALL-PURPOSE YARDS -----

YARDS

PLAYER (TEAM)	STAT	OPPONENT
1. Charles Frederick (UW)	371	OSU (10/18/2003)

----- PUNTING -----

MOST PUNTS

PLAYER (TEAM)	STAT	OPPONENT
1. Mike Fessler (OSU)	14	CAL (11/6/1999)

LONGEST PUNT

1. Johnny Hekker (OSU)	74	USC (11/20/2010)
------------------------	----	------------------

----- PUNT RETURNS -----

PUNTS RETURNED

PLAYER (TEAM)	STAT	OPPONENT
1. Jim Lilly (OSU)	8	BYU (9/30/1972)

YARDS

1. Craig Ritchie (STAN)	118	OSU (11/2/1963)
-------------------------	-----	-----------------

LONGEST RETURN

1. Jordan Poyer (OSU)	85	UCLA (9/24/2011)
Dick Mason (OSU)	80	Idaho (11/5/1955)

HIGHEST AVERAGE PER RETURN

1. Craig Ritchie (STAN)	23.6	OSU (11/2/1963) (5 for 118)
-------------------------	------	--------------------------------

----- KICK RETURNS -----

YARDS

PLAYER (TEAM)	STAT	OPPONENT
1. Victor Bolden Jr. (OSU)	305	Washington (11/23/2013)

LONGEST RETURN

1. Greg Jones (UCLA)	100	UCLA (11/9/1968)
----------------------	-----	------------------

HIGHEST AVERAGE PER RETURN

1. Ron Inge (STAN)	82.0	OSU (11/3/1973) (2 for 164)
--------------------	------	--------------------------------

----- INTERCEPTIONS -----

INTERCEPTIONS

PLAYER (TEAM)	STAT	OPPONENT
1. Steve Brown (OSU)	4	STAN (10/30/1971)

LONGEST INTERCEPTION RETURN

1. Bob Pederson (UW)	90	OSU (11/12/1966)
----------------------	----	------------------

INTERCEPTION YARDS

1. Reggie Tongue (OSU)	103	Wyoming (9/10/1994)
------------------------	-----	---------------------

----- OTHER DEFENSIVE RECORDS -----

LONGEST FUMBLE RETURN

PLAYER (TEAM)	STAT	OPPONENT
1. Jim Smith (UO)	99	OSU (11/19/1966)

MOST PASSES DEFENDED

1. Dennis Weathersby (OSU)	5	CAL (10/26/2002)
----------------------------	---	------------------



TEAM RECORDS - OFFENSE

----- TOTAL OFFENSE -----

PLAYS		
Game:	99	@ Colorado (10/27/2018)
Season:	1,059	2003 (6,019 yards)
YARDS GAINED		
Game:	703	Utah, 616 rush, 87 pass (9/29/1951)
	683	Nicholls State, 230-453 (12/1/2012)
	669	Pacific, 667-2 (10/9/1993)
	663	Stanford, 222-441 (11/15/2003)
	654	Northern Illinois, 640-14 (11/16/1996)
	654	Arizona, 218-436 (10/29/2005)
	613	@ Arizona, 180-433 (9/29/2012)
	649	Southern Utah, 360-289 (9/8/2018)
	607	Idaho State, 175-432 (9/15/2007)
	604	@ UCLA, 253-351 (10/21/2000)
	600	Eastern Kentucky, 241-359 (8/29/2002)
	599	@ Portland State, 337-262 (9/10/1983)
	598	@ Washington State, 102-496 (10/12/2013)
	596	Akron, 120-476 (10/10/1987)
	582	@ Washington, 74-508 (10/24/1998)
	570	@ Idaho, 260-310 (11/10/1962)
	570	@ California, 74-496 (10/19/2013)
	567	@ Washington State, 283-284 (11/21/2009)
	562	Boise State, 154-408 (9/20/2003)
	559	UCLA, 225-334 (10/23/1999)
	559	California, 200-359 (11/17/2012)
	552	Washington State, 171-327 (10/29/2016)
Season:	6,071	2013 - 13 games
	6,019	2003 - 13 games
	5,609	2012 - 13 games
	5,347	2002 - 13 games
	5,338	2009 - 13 games
	5,292	2008 - 13 games
	5,212	1999 - 12 games
	5,048	2006 - 14 games
	4,972	2000 - 12 games
	4,857	2018 - 12 games
	4,831	2007 - 13 games
	4,722	2014 - 12 games
	4,609	2005 - 11 games
	4,554	2004 - 12 games
YARDS GAINED PER PLAY		
Game:	9.2	vs. Utah, 77 for 707 (9/29/1951)
Season:	5.68	2003 (1,059 for 6,019)
YARDS GAINED PER GAME		
	463.0	2003

----- RUSHING -----

RUSHES		
Game:	93	@ Utah, 427 yards (9/28/1968)
Season:	675	1993 (3,254 yards)
YARDS GAINED		
Game:	667	Pacific, 80 att. (10/9/1993)
	640	Northern Illinois, 64 att. (11/16/1996)
	616	Utah, 65 att. (9/29/1951)
	474	California, 50 att. (10/8/2016)
	470	@ Idaho (9/26/1942)
	470	Fresno State, 68 att. (9/12/1992)
	428	@ UCLA, 63 att. (10/15/1994)
	427	@ Utah, 93 att. (9/28/1968)
	426	BYU, 58 att. (9/17/1955)
	419	Arizona State, 75 att. (10/2/1993)
	396	@ Washington, (11/3/1951)
	394	@ Iowa, 62 att. (9/30/1967)
	394	Washington State, 86 att. (11/13/1971)
	374	Washington State, 78 att. (11/14/1970)
	372	@ Stanford, 70 att. (10/22/1994)
	367	Idaho, 68 att. (10/7/1961)
	360	Southern Utah, 45 att. (9/8/2018)
	359	@ Stanford, 72 att. (11/2/1968)
	353	@ Kansas, (9/28/1957)
	352	@ Wyoming, 69 att. (9/4/1993)
	350	@ Hawai'i, 58 att. (11/27/1976)
	350	@ North Texas, 69 att. (9/16/1995)
Season:	3,254	1993 (675 att.) - 11 games
	3,072	1994 (640 att.) - 11 games
	2,652	1968 (634 att.) - 10 games
	2,539	1996 (561 att.) - 11 games
	2,511	1970 (662 att.) - 11 games
	2,478	1957 (559 att.) - 10 games
	2,452	1992 (620 att.) - 11 games
	2,439	1971 (655 att.) - 11 games
	2,389	1976 (569 att.) - 10 games
	2,336	1960 (474 att.) - 10 games
YARDS GAINED PER RUSH		
Game:	10.0	Northern Illinois (11/16/1996) (64 for 640 yards)
Season:	5.2	2016 (442 for 2,300)
YARDS GAINED PER GAME		
Season:	295.8	1993 (3,254 yards)
TOUCHDOWNS BY RUSHING		
Game:	8	Utah (9/29/1951)
Season:	32	1968
FIRST DOWNS BY RUSHING		
Game:	31	Pacific (10/9/1993)
YARDS GAINED, BACK-TO-BACK GAMES		
	1,086	419 - Arizona State (10/2/1993) & 667 - Pacific (10/9/1993)

----- MISCELLANEOUS TEAM RECORDS - OFFENSE -----

MOST TIME OF POSSESSION	MOST PENALIZED	MOST FUMBLES
Game: 41:04 Fresno State (9/12/1992)	Game: 19 @ Fresno State (9/2/2001)	Game: 10 Portland (10/11/1940)
LEAST TIME OF POSSESSION	Season: 145 2003	10 @ Washington (11/7/1959)
Game: 18:38 Washington (11/21/2015)	MOST YARDS PENALIZED	10 @ California (10/13/1983)
MOST FIRST DOWNS	Game: 174 vs. Notre Dame (1/1/2001)	10 UNLV (9/15/1990)
Game: 42 Nicholls State (12/1/2012)	Season: 1,433 2003	Season: 47 1983
Half: 26 Nicholls State, 1st half (12/1/2012)		MOST FUMBLES LOST
Season: 323 2013		Game: 7 Oregon (11/21/1942)
FEWEST FIRST DOWNS		7 @ Stanford (10/26/1991)
Game: 1 Washington State (11/20/1937)		Season: 26 1954
		MOST TURNOVERS
		Season: 47 1983



TEAM RECORDS - OFFENSE

----- PASSING -----

PASSES ATTEMPTED

Game:	66	@ Arizona State, 40 comp. (10/1/2011)
Season:	625	2013 (413 comp.)

PASSES COMPLETED

Game:	41	Stanford, 57 att. (10/26/2013)
Season:	413	2013 (625 att.)

HIGHEST PCT OF PASSES COMPLETED:

Game:		
(min. 10 att)	1.000	@ UCLA, 11 of 11 (10/2/1971)
Season:	.667	2009 (319 of 478)

PASSES HAD INTERCEPTED

Game:	8	UCLA (11/1/1986)
Season:	30	1985

YARDS GAINED PASSING

Game:	508	@ Washington (10/24/1998)
	496	@ Washington State (10/12/2013)
	496	@ California (10/19/2013)
	485	@ USC (12/6/2003)
	476	Akron (10/10/1987)
	459	@ Nevada (9/15/2018)
	453	Nicholls State (12/1/2012)
	451	Hawai'i (9/7/2013)
	443	@ Utah (9/14/2013)
	441	Stanford (11/15/2003)
	436	Arizona (10/29/2005)
	433	@ Arizona (9/29/2012)
	432	Idaho State (9/15/2007)
	422	Eastern Washington (8/31/2013)
	420	Colorado (9/28/2013)
	419	Washington State (11/8/2014)
	411	@ Boise State (9/10/2004)
	408	Boise State (9/20/2003)
	406	USC (10/29/1988)
	405	@ Stanford (10/16/1999)
	404	@ Stanford (8/28/2008)
	402	Portland State (9/3/2005)
Season:	4,844	2013 (413 of 625) - 13 games
	4,265	2003 (274 of 534) - 13 games
	3,992	2012 (315 of 504) - 13 games
	3,706	2004 (287 of 532) - 13 games
	3,520	2009 (319 of 478) - 13 games
	3,441	2011 (320 of 503) - 12 games
	3,429	1999 (230 of 472) - 12 games
	3,414	2002 (222 of 456) - 13 games
	3,393	2006 (259 of 425) - 14 games
	3,261	2005 (267 of 459) - 11 games

YARDS GAINED GAME PASSING

Season:	372.6	2013 (4,844 yards)
----------------	-------	--------------------

TOUCHDOWN PASSES

Game:	6	Colorado (9/28/2013)
	5	Pacific (10/20/1962)
	5	UNLV (9/14/2002)
	5	Oregon (12/1/2008)
	5	California (11/17/2012)
	5	Nicholls State (12/1/2012)
	5	Arizona (11/19/2016)
Season:	38	2013

FIRST DOWNS BY PASSING

Game:	25	Nicholls State (12/1/2012)
	24	vs. Missouri (12/29/2006)
Season:	180	2012

FEWEST ATTEMPTS

Game:	2	UCLA, 0 of 2 (10/23/1993)
--------------	---	---------------------------

FEWEST YARDS & COMPLETIONS

Game:	0	@ Utah, 0-4-1 (9/28/1968)
	0	UCLA, 0-4-0 (10/19/1991)
	0	Washington, 0-4-0 (11/16/1991)
	0	@ USC, 0-5-0 (10/16/1993)
	0	UCLA, 0-2-0 (10/23/1993)

----- SCORING -----

POINTS

Game:	77	Nicholls State, 77-3 (12/1/2012)
	76	Willamette University, 76-0 (9/19/1931)
	75	Chemawa Indians, 75-6 (1911)
	71	Columbia, 71-7 (10/12/1929)
	69	Willamette, 69-0 (1915)
	68	Rooks, 68-7 (9/24/1921)
	68	Chemawa Indians, 68-0 (10/1/1921)
	67	Willamette, 67-0 (1902)
	67	Multnomah Athletic Club, 67-0 (9/25/1926)
	67	Northern Illinois, 67-28 (11/16/1996)
	66	Idaho, 66-18 (10/17/1959)
	66	Washington State, 66-13 (10/11/2008)
	64	Willamette, 64-0 (1914)
	63	Montana, 63-14 (10/15/1949)
	62	Albany College, 62-0 (1893)
	62	vs. Whitman, 62-0 (10/17/1925)
	62	California, 62-14 (11/17/2012)
	61	Utah, 61-28 (9/29/1951)
	61	Idaho State, 61-10 (9/15/2007)

Points Pts/G Year

10-Game Seasons:	285	28.5	1968
	232	23.2	1949
	204	20.4	1951
	203	20.3	1957
11-Game Seasons:	293	26.6	2005
	287	23.9	2001
	286	26.0	1998
	278	25.3	1962
	268	24.4	1971
12-Game Seasons:	400	33.3	2000
	347	28.9	1999
	320	26.7	2004
	314	26.2	2016
	313	26.1	2018
13-Game Seasons:	452	34.8	2013
	433	33.3	2003
	423	32.5	2012
	414	31.8	2002
	409	31.5	2009
14-Game Seasons:	389	27.8	2006

POINTS, ONE QUARTER

34	@ Portland State (9/10/1983)
----	------------------------------

TOUCHDOWNS

Season:	54	2012
----------------	----	------

PATS MADE

Season:	52	2003
Consecutive:	106	2004-06

FIELD GOALS MADE

Season:	23	2005
----------------	----	------

POINTS COMBINED

Home:	103	Oregon 65, Oregon State 38 (11/29/2008)
Away:	108	Ohio State 77, Oregon State 31 (9/1/2018)

POINTS, HOME

Win:	77	Nicholls State, 77-3 (12/1/2012)
Loss:	42	Washington State, 45-42 (11/3/1979)

POINTS, AWAY

Win:	59	@ Hawai'i, 59-0 (11/27/1976)
Loss:	42	@ California, 48-42 OT (9/28/1996)

MARGIN OF VICTORY

Home:	76	Willamette, 76-0 (9/19/1931)
Away:	59	@ Hawai'i, 59-0 (11/27/1976)

MARGIN OF DEFEAT

Home:	61	UCLA, 61-0 (10/23/1954)
Away:	63	@ USC, 63-0 (10/5/1985)

CONSECUTIVE 40-POINT GAMES

Three-straight:	44, Colorado (9/28/2013)
	52, @ Washington State (10/12/2013)
	49, @ California, (10/19/2013)



TEAM RECORDS - DEFENSE

----- TOTAL DEFENSE -----

FEWEST YARDS ALLOWED

Game:	38	Idaho, 28 rush, 10 pass (9/24/1939)
	48	Portland, 34-14 (10/5/1946)
	66	Montana, 41-25 (10/28/1950)
	69	Idaho, 7-62 (11/3/1945)
	73	@ Nebraska, 42-31 (11/29/1947)
	77	Washington State, 53-24 (11/17/1945)
	81	Oregon, 53-28 (11/21/1942)
	89	Idaho, 12-77 (11/1/1941)
	93	Arizona, (-23)-116 (11/2/2002)
	99	@ Oregon, 73-26 (12/1/1945)
10-Game Seasons:	2,093	209.3 1959
	2,426	242.6 1961
	2,539	253.9 1965
11-Game Seasons:	3,310	300.9 1970
	3,342	303.8 1995
	3,639	330.8 2001
12-Game Seasons:	3,613	301.1 2000
	3,760	313.3 2004
	4,261	355.1 1999
13-Game Seasons:	3,753	288.7 2003
	3,816	293.5 2002
	3,980	306.2 2007

FEWEST YARDS ALLOWED PER GAME

Season:	185.7	1937
----------------	-------	------

FEWEST YARDS ALLOWED PER PLAY

Game:	1.3	Montana, 51 plays for 66 yards (10/28/1950)
Season:	3.4	1941

FEWEST PLAYS

Game:	39	Washington State (11/13/1971)
Season:	464	1939

FIRST DOWNS BY RUSHING

Game:	31	Pacific (10/9/1993)
--------------	----	---------------------

YARDS GAINED, BACK-TO-BACK GAMES

1,260 692, Washington (11/23/2013) & 568, @ Oregon (11/29/2013)

MOST YARDS ALLOWED

Game:	760	@ California (11/14/2015)
--------------	-----	---------------------------

MISCELLANEOUS

TEAM RECORDS - DEFENSE

FEWEST FIRST DOWNS

Game:	1	Idaho (10/7/1939)
Season:	79	1939
	79	1940

FEWEST FIRST DOWNS

Game:	1	Washington State (11/20/1937)
--------------	---	-------------------------------

MOST PENALIZED, OPPONENT

Game:	19	@ California (10/27/1951)
	19	Baylor (9/12/1998)
Season:	107	2003

MOST YARDS PENALIZED, OPPONENT

Game:	172	California (11/17/2012)
	153	@ California (10/15/1977)
	153	@ Washington State (10/7/1995)
Season:	989	2003

MOST FUMBLES

Game:	9	Stanford (10/7/1950)
Season:	46	1973

MOST FUMBLES LOST

Game:	6	Montana
Season:	30	1973

MOST QUARTERBACK SACKS

Game:	11	Stanford (10/19/1996)
--------------	----	-----------------------

MOST BLOCKED KICKS

Game:	3	@ USC, 1 FG, 1 PAT, 1 Punt (9/14/1996)
--------------	---	--

MOST BLOCKED PUNTS

Season:	5	1998
----------------	---	------

---- RUSHING DEFENSE ----

FEWEST YARDS ALLOWED

Game:	-43	Portland (10/5/1946)
	-24	Oregon (11/19/1966)
	-23	Arizona (11/2/2002)
	-14	Eastern Washington (8/31/2006)
	-12	Stanford (11/15/2003)
	-8	Stanford (10/27/2007)
	-7	Arizona (11/5/1966)
	-7	Washington State (11/12/1994)
	1	@ Stanford (11/13/2004)
	3	@ Washington State (10/25/2003)
	5	@ Oregon (11/20/1993)
10-Game Seasons:	1,262	126.2 1961
	1,330	133.0 1966
	1,343	134.3 1967
11-Game Seasons:	1,188	108.0 2005
	1,346	122.4 1995
	1,452	132.0 1970
12-Game Seasons:	1,041	86.8 2000
	1,408	117.3 2004
	1,891	157.6 1999
13-Game Seasons:	918	70.6 2007
	1,097	84.4 2003
	1,225	94.2 2002

FEWEST YARDS ALLOWED PER GAME

Season:	70.6	2007
----------------	------	------

FEWEST YARDS ALLOWED PER RUSH

Game:	-1.7	Portland, 26 for -43 (10/5/1946)
Season:	2.1	2007

FEWEST RUSHES

Game:	14	Arizona (11/5/1966)
Season:	298	1939

FEWEST NET YARDS ALLOWED

Season:	781	1939
----------------	-----	------

---- SCORING DEFENSE ----

MOST POINTS ALLOWED

Game:	77	@ Ohio State (9/1/2018)
	69	Washington, 69-27 (11/23/2013)
	69	@ Oregon, 69-10 (11/25/2017)
	65	Oregon, 65-38 (11/29/2008)
	63	Stanford, 63-9 (11/7/1981)
	63	@ USC, 63-0 (10/5/1985)
	63	@ Louisville, 63-27 (9/17/2005)
	61	UCLA, 61-0 (10/23/1954)
	61	@ Texas, 61-16 (9/26/1987)
	58	Washington, 58-6 (11/16/1991)
	57	@ UCLA, 57-0 (11/8/1952)
	56	@ Georgia, 56-25 (9/11/1971)
	56	@ UCLA, 56-14 (11/17/1973)
	56	@ USC, 56-0 (10/23/1976)
	56	USC, 56-22 (10/3/1981)
	56	@ Washington, 56-17 (10/17/1981)
	56	USC, 56-7 (11/10/1990)
	56	@ Oregon, 56-14 (11/19/2005)
	56	Washington State (10/6/2018)

FEWEST POINTS ALLOWED

10-Game Seasons:	48	4.8	1933
	60	6.0	1930
	62	6.2	1931
11-Game Seasons:	71	6.5	1939
	80	7.3	1935
	124	11.3	1964
12-Game Seasons:	212	17.7	2000
	233	19.4	1948
	277	23.1	1999
13-Game Seasons:	267	20.5	2002
	268	20.6	2012
	294	22.6	2007

* the 1907 team allowed 0 points during a six game season.



TEAM RECORDS - DEFENSE

----- PASSING DEFENSE -----

FEWEST YARDS ALLOWED

Game:	-4	UC Davis (10/10/1930)
		Nine times, most recently by:
	0	UCLA, 10 att. (11/11/1978)
10-Game Seasons:	659	65.9 1955
	928	92.8 1965
	941	94.1 1958
11-Game Seasons:	993	90.3 1974
	1,359	123.5 1973
	1,532	139.3 1975
12-Game Seasons:	2,352	196.0 2004
	2,370	197.5 1999
	2,534	211.2 2016
13-Game Seasons:	2,352	180.9 2008
	2,591	199.3 2002
	2,656	204.3 2003

FEWEST YARDS ALLOWED PER GAME

Season:	56.8	1937
----------------	------	------

FEWEST ATTEMPTS

Game:	2	@ Syracuse (10/2/1976)
	2	@ Oklahoma (10/24/1981)
Season:	111	1937

FEWEST COMPLETIONS

Game:	0	Nine times, most recent UCLA (11/11/1978)
Season:	39	1937

LOWEST COMPLETION PERCENTAGE

Game:	.000	Portland, 0 of 18 (10/11/1940)
Season:	.338	1940 (51 of 151)

FEWEST TOUCHDOWNS

Season:	3	1955
	3	1967

MOST INTERCEPTIONS

Game:	7	Oregon (11/21/1942)
	7	Idaho, ((11/9/1946)
	7	Arizona State (10/19/1968)
Season:	26	1946

FEWEST INTERCEPTIONS

Season:	3	2018
----------------	---	------

MOST INTERCEPTIONS YARDAGE

Game:	141	Arizona State (10/19/1968)
Season:	436	1959

MOST INTERCEPTION RETURNS FOR TOUCHDOWNS

Season:	3	2013
----------------	---	------

FEWEST INTERCEPTIONS YARDAGE

Season:	15	1962
----------------	----	------

----- PUNTING -----

MOST PUNTS

Game:	15	California (11/6/1999)
Season:	95	1978

FEWEST PUNTS

Season:	48	1956
----------------	----	------

YARDS PER PUNT

Game (min 5):	52.5	@ Utah, 6 for 315 (10/29/2011)
Season:	44.0	2011 (50 for 2,202)

MOST PUNTS, OPPONENT

Game:	15	@ Portland (10/14/1939)
Season:	90	1940

LOWEST YARDS PER PUNT, OPPONENT

Game (min 5):	23.6	Oregon, 8 for 189 (11/23/1946)
----------------------	------	--------------------------------

TEAM RECORDS - SPECIAL TEAMS

----- PUNT RETURNS -----

MOST PUNT RETURNS

Game:	10	@ Washington (10/18/1969)
Season:	50	2002

MOST PUNT RETURN YARDS

Game:	205	Montana (10/15/1949)
Season:	536	1949

HIGHEST PUNT RETURN AVERAGE

Season:	17.9	1949 (30 for 536)
	15.0	2006 (32 for 480)
	14.8	2010 (18 for 266)
	13.9	1967 (40 for 556)
	10.8	1958 (26 for 282)
	10.6	1971 (25 for 265)
	10.5	1964 (24 for 253)
	10.4	1972 (36 for 375)
	10.4	1979 (17 for 177)
	10.2	1957 (33 for 335)

MOST PUNT RETURNS FOR TDS

Game:	2	Montana (10/15/1949)
Season:	3	2006 (Sammie Stroughter)

FEWEST PUNT RETURNS, OPPONENT

Season:	13	1994
----------------	----	------

FEWEST PUNT RET. YDS, OPPONENT

Season:	51	1994
----------------	----	------

LOWEST PUNT RET. AVG., OPPONENT

Season:	2.9	1982 - 11 games (24 for 70)
	3.6	2016 - 12 games (18 for 65)
	3.9	1994 - 11 games (13 for 51)
	4.4	1988 - 11 games (19 for 83)
	4.5	2007 - 13 games (34 for 153)
	4.6	1968 - 10 games (53 for 243)
	5.0	1976 - 12 games (34 for 170)
	5.5	2017 - 12 games (8 for 44)
	5.8	1957 - 10 games (21 for 122)
	5.8	1991 - 11 games (36 for 210)
	5.8	2018 - 12 games (20 for 117)
	5.9	1986 - 11 games (35 for 208)

----- KICK RETURNS -----

MOST KICK RETURNS

Game:	12	Washington (11/23/2013)
--------------	----	-------------------------

MOST KICK RETURN YARDS

Game:	305	Washington (11/23/2013)
--------------	-----	-------------------------

HIGHEST KICK RETURN AVERAGE

Season:	26.4	2010 (52 for 1,372)
	24.9	1990 (58 for 1,442)
	24.8	1968 (29 for 721)
	24.2	1959 (36 for 872)
	23.9	1971 (52 for 1,246)
	23.8	1963 (34 for 809)
	23.44	2008 (47 for 1,102)
	23.39	2016 (36 for 842)
	23.1	1998 (49 for 1,133)
	22.7	2014 (53 for 1,205)
	22.6	2006 (41 for 926)

LOWEST KICK RET. AVG., OPPONENT

Season:	11.5	1969 - 10 games (35 for 404)
	14.2	1958 - 10 games (22 for 312)
	14.5	1959 - 10 games (34 for 494)
	15.5	1970 - 10 games (43 for 666)
	15.9	1955 - 10 games (25 for 397)
	16.7	1961 - 10 games (33 for 552)
	17.0	1981 - 10 games (28 for 476)
	17.1	1960 - 10 games (38 for 650)
	17.4	1976 - 10 games (31 for 539)
	17.6	1965 - 10 games (23 for 404)



OPPONENT RECORDS

----- RUSHING -----

YARDS		
PLAYER	STAT	OPPONENT
Eno Benjamin	312	@ Arizona State (9/29/2018)

CARRIES		
PLAYER	STAT	OPPONENT
O.J. Simpson	47	@ USC (11/16/1968)

CARRIES, HALF		
PLAYER	STAT	OPPONENT
Marcus Allen	30	USC (10/3/1981)

CARRIES, QUARTER		
PLAYER	STAT	OPPONENT
O.J. Simpson	20	@ USC (11/16/1968)
Marcus Allen	20	USC (10/3/1981)

LONGEST RUN		
PLAYER	STAT	OPPONENT
Bill Powell	90	@ California (10/27/1951)

TOUCHDOWNS		
PLAYER	STAT	OPPONENT
Ben Malone	5	Arizona State (10/27/1973)
Ian Johnson	5	@ Boise State (9/7/2006)

----- PASSING -----

YARDS		
PLAYER	STAT	OPPONENT
Alex Brink	531	Washington State (10/1/2005)

YARDS, HALF		
PLAYER	STAT	OPPONENT
Jared Goff	285	@ California (11/14/2015)

ATTEMPTS		
PLAYER	STAT	OPPONENT
Alex Brink	59	Washington State (10/1/2005)

ATTEMPTS, HALF		
PLAYER	STAT	OPPONENT
Marc Reed	38	Arizona (11/5/1966)

COMPLETIONS		
PLAYER	STAT	OPPONENT
Colt Brennan	37	@ Hawai'i (12/2/2006)
	(37-50)	

COMPLETIONS, HALF		
PLAYER	STAT	OPPONENT
Ken Lutz	24	@ San Jose St. (9/10/1988)
	(24-27)	

HIGHEST COMPLETIONS PERCENTAGE		
PLAYER	STAT	OPPONENT
Jake Browning	.900	Washington (11/21/2015)
	(18-20)	

MOST INTERCEPTIONS		
PLAYER	STAT	OPPONENT
Sonny Sixkiller	6	Washington (10/24/1970)

LONGEST PASS		
PLAYER	STAT	OPPONENT
Kevin Sweeney	95	Fresno State (9/21/1985)
	to Stephan Baker	

TOUCHDOWNS		
PLAYER	STAT	OPPONENT
John Elway	6	Stanford (10/1/1980)
Drew Olson	6	@ UCLA (10/22/2005)
Luke Falk	6	@ Washington St. (10/17/2015)
Jared Goff	6	@ California (11/14/2015)
Luke Falk	6	@ Washington State (9/16/17)

TOUCHDOWNS, HALF		
PLAYER	STAT	OPPONENT
Luke Falk	6	@ Washington St. (10/17/2015)

TOUCHDOWNS, QUARTER		
PLAYER	STAT	OPPONENT
John Elway	4	Stanford (10/1/1980)
Luke Falk	4	@ Washington St. (10/17/2015)

----- RECEIVING -----

RECEPTIONS		
PLAYER	STAT	OPPONENT
Dameane Douglas	15	California (10/31/1998)

YARDS		
PLAYER	STAT	OPPONENT
Steve Smith	258	USC (10/28/2006)

HIGHEST YARDS PER CATCH		
PLAYER	STAT	OPPONENT
Oliver Hillmon	40.0	@ California (10/15/1977)
	(4-160)	

TOUCHDOWNS, HALF		
PLAYER	STAT	OPPONENT
Ken Margerum	4	@ Stanford (11/1/1980)
Colby Parkinson	4	@ Stanford (11/10/2018)

TOUCHDOWNS, QUARTER		
PLAYER	STAT	OPPONENT
Ken Margerum	3	@ Stanford (11/1/1980)
Colby Parkinson	3	@ Stanford (11/10/2018)

----- SCORING -----

TOUCHDOWNS		
PLAYER	STAT	OPPONENT
Ben Malone	5	Arizona State (10/27/1973)
Darrin Nelson	5	Stanford (11/7/1981)
Ian Johnson	5	@ Boise State (9/7/2006)

POINTS		
PLAYER	STAT	OPPONENT
Ben Malone	30	Arizona State (10/27/1973)
Darrin Nelson	30	Stanford (11/7/1981)
Ian Johnson	30	@ Boise State (9/7/2006)

POINTS KICKING		
PLAYER	STAT	OPPONENT
Adam Abrams	16	USC (9/30/2000)
Kyle Brotzman	16	@ Boise State (9/25/2010)

PATS ATTEMPTED		
PLAYER	STAT	OPPONENT
Mark Harmon	9	Stanford (11/7/1981)
Art Carmody	9	@ Louisville (9/17/2005)

PATS MADE		
PLAYER	STAT	OPPONENT
Mark Harmon	9	Stanford (11/7/1981)
Art Carmody	9	@ Louisville (9/17/2005)

FIELD GOALS		
PLAYER	STAT	OPPONENT
Steve LaPlant	4	San Diego St. (9/13/1975)
Dennis Kerbel	4	@ Kansas (9/27/1975)
Barry Belli	4	Fresno State (9/21/1985)
Nathan Villegas	4	@ Oregon (11/20/1999)
Asen Asparuhov	4	Fresno State (9/21/2002)
Justin Medlock	4	@ UCLA (11/11/2006)
Thomas Weber	4	Arizona State (11/1/2008)
Conrad Ukropina	4	@ Stanford (11/5/2016)

LONGEST FIELD GOAL		
PLAYER	STAT	OPPONENT
Chris Chambers	57	Ga. Southern (9/18/1999)

----- TOTAL OFFENSE -----

YARDS		
PLAYER	STAT	OPPONENT
Vernon Adams	518	E. Washington (8/31/2013)
	(411 pass, 107 rush)	

HIGHEST AVERAGE PER PLAY		
PLAYER	STAT	OPPONENT
Brian Brohm	13.8	@ Louisville (9/17/2005)
	(26 plays for 360 yards)	

----- ALL-PURPOSE -----

YARDS		
PLAYER	STAT	OPPONENT
Charles Frederick	371	Washington (10/18/2003)

----- PUNT RETURNS -----

YARDS		
PLAYER	STAT	OPPONENT
Buzy Rosenberg	202	@ Georgia (9/11/1971)

TOUCHDOWNS		
PLAYER	STAT	OPPONENT
Buzy Rosenberg	2	@ Georgia (9/11/1971)

HIGHEST AVERAGE PER PUNT RETURN		
PLAYER	STAT	OPPONENT
Buzy Rosenberg	40.4	@ Georgia (9/11/1971)
	(5-202)	

LONGEST PUNT RETURN		
PLAYER	STAT	OPPONENT
Woodley Lewis	92	@ Oregon (11/19/1949)
Steve Bramwell	92	@ Washington (10/12/1963)

----- KICK RETURNS -----

YARDS		
PLAYER	STAT	OPPONENT
Brent Tillman	174	Wyoming (19/10/994)

HIGHEST AVERAGE PER KICK RETURN		
PLAYER	STAT	OPPONENT
Ron Inge	82.0	Stanford (11/3/1973)
	(2-164)	

----- DEFENSIVE RETURNS -----

LONGEST INTERCEPTION RETURN		
PLAYER	STAT	OPPONENT
Alan Diaz	100	UCLA (11/1/1986)

TOUCHDOWNS		
PLAYER	STAT	OPPONENT
Brad Van Pelt	2	@ Michigan St. (9/25/1971)

LONGEST FUMBLE RETURN		
PLAYER	STAT	OPPONENT
Jim Smith	99	Oregon (11/19/1966)



James Rodgers (8) is one of four players in Oregon State history to record 1,000 yards rushing and receiving.



BOWL RECORDS

OREGON STATE OFFENSIVE RECORDS

----- RUSHING -----

YARDS

	PLAYER	YARDS	ATT	OPPONENT
1.	Yvenson Bernard	177	38	Maryland (Emerald, '07)
2.	Ken Simonton	157	18	Hawai'i (O'ahu, '99)
3.	Steven Jackson	149	28	New Mexico (Las Vegas, '03)
4.	Terry Baker	137	13	Villanova (Liberty, '62)
5.	James Rodgers	115	10	Maryland (Emerald, '07)
6.	Storm Woods	118	21	Texas (Alamo, '12)
7.	Storm Woods	107	16	Boise State (Hawai'i, '13)

TOUCHDOWNS

	PLAYER	TDs	OPPONENT
1.	Steven Jackson	4	New Mexico (Las Vegas, '03)
	Storm Woods	2	Texas (Alamo, '12)
	Ken Simonton	2	Hawai'i (O'ahu, '99)

LONGEST RUN: Terry Baker 99 Villanova (Liberty '62)

----- PASSING -----

YARDS

	PLAYER	YARDS	OPPONENT
1.	Derek Anderson	358 (28 of 45)	Notre Dame (Insight, '04)
2.	Matt Moore	356 (31 of 54)	Missouri (Sun, '06)
3.	Derek Anderson	322 (21 of 32)	New Mexico (Las Vegas, '03)
4.	Derek Anderson	319 (21 of 45)	Pittsburgh (Insight.com, '02)
5.	Jonathan Smith	305 (16 of 24)	Notre Dame (Fiesta, '01)
6.	Jonathan Smith	269 (19 of 40)	Hawai'i (O'ahu, '99)
7.	Sean Mannion	259 (24 of 33)	Boise State (Hawai'i, '13)

TOUCHDOWNS

	PLAYER	TDs	OPPONENT
1.	Matt Moore	4	Missouri (Sun, '06)
	Derek Anderson	4	Notre Dame (Insight, '04)
3.	Jonathan Smith	3	Notre Dame (Fiesta, '01)

LONGEST PASS: Jonathan Smith 74 to Chad Johnson Notre Dame (Fiesta, '01)

----- RECEIVING -----

RECEPTIONS

	PLAYER	REC	YARDS	OPPONENT
1.	James Newson	10	65	Pittsburgh (Insight.com, '02)
2.	Brandin Cooks	8	60	Boise State (Hawai'i, '13)
	Damola Adeniji	8	106	BYU (Las Vegas, '09)
	Sammie Stroughter	8	87	Missouri (Sun, '06)
	Yvenson Bernard	8	69	Missouri (Sun, '06)

YARDS

	PLAYER	YARDS	REC	OPPONENT
1.	James Newson	165	10	Pittsburgh (Insight.com, '02)
2.	Tim Euhus	121	7	New Mexico (Las Vegas, '03)
3.	Damola Adeniji	106	8	BYU (Las Vegas, '09)
4.	Mike Hass	105	5	Notre Dame (Insight, '04)

TOUCHDOWNS

	PLAYER	TDs	OPPONENT
1.	Joe Newton	2	Missouri (Sun, '06)
	Joe Newton	2	Notre Dame (Insight, '04)
	Chad Johnson	2	Notre Dame (Fiesta, '01)

----- SCORING -----

MOST FIELD GOALS MADE

	PLAYER	FGs	OPPONENT
1.	Trevor Romaine	2	Texas (Alamo, '12)
	Kirk Yliniemi	2	New Mexico (Las Vegas, '03)
	Kirk Yliniemi	2	Pittsburgh (Insight.com, '02)
	Ryan Cesca	2	Notre Dame (Fiesta, '01)

LONGEST FIELD GOALS MADE

	PLAYER	Distance	OPPONENT
1.	Kirk Yliniemi	50	Pittsburgh (Insight.com, '02)

OPPONENT OFFENSIVE RECORDS

----- RUSHING -----

YARDS

	PLAYER	YARDS	ATT	TEAM
1.	Tony Temple	194	20	Missouri (Sun, '06)
2.	Mel Anthony	123	13	Michigan (Rose, '64)
3.	Brandon Miree	113	20	Pittsburgh (Insight.com, '02)
4.	Jay Ajayi	97	23	Boise State (Hawai'i, '13)
5.	Carl Ward	88	10	Michigan (Rose, '64)

TOUCHDOWNS

	PLAYER	TDs	TEAM
1.	Mel Anthony	3	Michigan (Rose, '64)
2.	Tony Temple	2	Missouri (Sun, '06)
	Collins Hagler	2	Iowa (Rose, '56)

LONGEST RUN: Mel Anthony 84 Michigan (Rose '64)

----- PASSING -----

YARDS

	PLAYER	YARDS	TEAM
1.	Grant Hedrick	382 (32 of 44)	Boise State (Hawai'i, '13)
2.	Chase Daniel	330 (16 of 29)	Missouri (Sun, '06)
3.	Dan Robinson	266 (23 of 40)	Hawai'i (O'ahu, '99)

TOUCHDOWNS

	PLAYER	TDs	TEAM
1.	Max Hall	3	BYU (Las Vegas, '09)
2.	5 tied most recent		
	David Ash	2	Texas (Alamo, '12)

LONGEST PASS: Grant Hedrick 85 to Matt Miller Boise State (Hawai'i, '13)

----- RECEIVING -----

RECEPTIONS

	PLAYER	REC	YARDS	TEAM
1.	Matt Miller	11	205	Boise State (Hawai'i, '13)
2.	Jaxon Shipley	8	88	Texas (Alamo, '12)
3.	Kirby Moore	7	74	Boise State (Hawai'i, '13)

YARDS

	PLAYER	YARDS	REC	TEAM
1.	Matt Miller	205	11	Boise State (Hawai'i, '13)
2.	Darrius Heyward-Bey	99	3	Maryland (Emerald, '07)
3.	Jeff Samardzija	89	5	Notre Dame (Insight, '04)
4.	Jaxon Shipley	88	8	Texas (Alamo, '12)
	Larry Fitzgerald	88	5	Pittsburgh (Insight.com, '02)

TOUCHDOWNS

	PLAYER	TDs	TEAM
1.	Channon Harris	2	Hawai'i (O'ahu, '99)

----- SCORING -----

MOST FIELD GOALS MADE

	PLAYER	FGs	TEAM
1.	Dan Goodale	3	Boise State (Hawai'i, '13)
	Eric Hannum	3	Hawai'i (O'ahu, '99)

LONGEST FIELD GOALS MADE

	PLAYER	Distance	TEAM
1.	David Abdul	45	Pittsburgh (Insight.com, '02)



BOWL RECORDS

OREGON STATE DEFENSIVE RECORDS

----- TACKLES -----

PLAYER	Tackles	OPPONENT
1. Jabral Johnson	12	Boise State (Hawai'i, '13)
2. Tyrequek Zimmerman	11	Boise State (Hawai'i, '13)
Michael Doctor	11	Texas (Alamo, '12)
Victor Butler	11	Pittsburgh (Sun, '08)
5. Sean Martin	10	Boise State (Hawai'i, '13)
Rashaad Reynolds	10	Boise State (Hawai'i, '13)
David Pa'aluhii	10	BYU (Las Vegas, '09)
Trent Bray	10	Notre Dame (Insight, '04)

----- TACKLES-FOR-LOSS -----

PLAYER	TFLs	OPPONENT
1. Victor Butler	5.0	Pittsburgh (Sun, '08)
2. Scott Crichton	3.0	Boise State (Hawai'i, '13)
Joey LaRocque	3.0	Missouri (Sun, '06)
Trent Bray	3.0	New Mexico (Las Vegas, '03)
Bill Swancutt	3.0	New Mexico (Las Vegas, '03)

----- SACKS -----

PLAYER	Sacks	OPPONENT
1. Victor Butler	4.0	Pittsburgh (Sun, '08)
2. Noah Happe	2.0	Pittsburgh (Insight.com, '02)
LaDairus Jackson	2.0	Notre Dame (Fiesta, '01)
4. Dwan Edwards	1.5	New Mexico (Las Vegas, '03)
Chaz Scott	1.5	New Mexico (Las Vegas, '03)
Bill Swancutt	1.5	New Mexico (Las Vegas, '03)
Bill Swancutt	1.5	Pittsburgh (Insight.com, '02)

----- INTERCEPTIONS -----

PLAYER	INTs	OPPONENT
1. Several times, most recently by: Feti 'Unga	1	Texas (Alamo, '12)

----- FORCED FUMBLES -----

PLAYER	FFs	OPPONENT
1. Several times, most recently by: Scott Crichton	1	Boise State (Hawai'i, '13)
Larry Scott	1	Boise State (Hawai'i, '13)

----- FUMBLE RECOVERIES -----

PLAYER	FRs	OPPONENT
1. Rashaad Reynolds	2	Boise State (Hawai'i, '13)

----- BLOCKED KICKS -----

PLAYER	Blks	OPPONENT
1. Scott Crichton	1	Texas (Alamo, '12)
James Dockery	1	BYU (Las Vegas, '09)
Derrick Doggett	1	Notre Dame (Insight, '04)

OPPONENT DEFENSIVE RECORDS

----- TACKLES -----

PLAYER	Tackles	TEAM
1. J.J. Justice	13	Maryland (Emerald, '07)
2. Darnell Terrell	12	Missouri (Sun, '06)
3. Austin Ransom	11	Pittsburgh (Sun, '08)
Scott McKillop	11	Pittsburgh (Sun, '08)
Erin Henderson	11	Maryland (Emerald, '07)
6. Jeremy Ioane	10	Boise State (Hawai'i, '13)
Mykkele Thompson	10	Texas (Alamo, '12)

----- TACKLES-FOR-LOSS -----

PLAYER	TFLs	TEAM
1. Alex Okafor	5.0	Texas (Alamo, '12)
2. Claude Harriott	4.0	Pittsburgh (Insight.com, '02)
3. Zach Rupp	3.0	New Mexico (Las Vegas, '03)
Gerald Hayes	3.0	Pittsburgh (Insight.com, '02)
Brian Guzek	3.0	Pittsburgh (Insight.com, '02)
Anthony Denman	3.0	Notre Dame (Fiesta, '01)

----- SACKS -----

PLAYER	Sacks	TEAM
1. Alex Okafor	4.5	Texas (Alamo, '12)
2. Greg Romeus	2.0	Pittsburgh (Sun, '08)
Trey Covington	2.0	Maryland (Emerald, '07)
Moise Fokou	2.0	Maryland (Emerald, '07)
Adrian Moten	2.0	Maryland (Emerald, '07)
Kyle Budinscak	2.0	Notre Dame (Insight, '04)
Claude Harriott	2.0	Pittsburgh (Insight.com, '02)

----- INTERCEPTIONS -----

PLAYER	INTs	TEAM
1. Several times, most recently by: Donte Deayon	1	Boise State (Hawai'i, '13)

----- FORCED FUMBLES -----

PLAYER	FFs	TEAM
1. Several times, most recently by: Alex Okafor	1	Texas (Alamo, '12)

----- FUMBLE RECOVERIES -----

PLAYER	FRs	TEAM
1. Several times, most recently by: Cedric Reed	1	Texas (Alamo, '12)

----- BLOCKED KICKS -----

PLAYER	Blks	TEAM
1. Jerome Collins	1	Notre Dame (Insight, '04)
Jonathan Kauka	1	Hawai'i (O'ahu, '99)



BOWL RECORDS

OREGON STATE TEAM RECORDS

----- POINTS SCORED -----

	PTS	OPPONENT
1.	55	New Mexico (Las Vegas, '03)
2.	41	Notre Dame (Fiesta, '01)
3.	39	Missouri (Sun, '06)
4.	38	Boise State (Hawai'i, '13)
	38	Notre Dame (Insight, '04)

----- POINTS SCORED BY QUARTER -----

	PTS	OPPONENT
1st	17	Boise State (Hawai'i, '13)
	17	New Mexico (Las Vegas, '03)
	14	Missouri (Sun, '06)
	14	Notre Dame (Insight, '04)
10		Texas (Alamo, '12)
		New Mexico (Las Vegas, '03)
2nd	14	Texas (Alamo, '12)
	10	Notre Dame (Fiesta, '01)
3rd	29	Duke (Rose, '42)
	13	New Mexico (Las Vegas, '03)
	10	Missouri (Sun, '06)
4th	18	Notre Dame (Insight, '04)
	14	New Mexico (Las Vegas, '03)
	14	BYU (Las Vegas, '09)
	14	
	13	

----- FIRST DOWNS -----

	1st Downs	OPPONENT
1.	30	Missouri (Sun, '06)
2.	29	New Mexico (Las Vegas, '03)
3.	24	Maryland (Emerald, '07)
	24	Hawai'i (O'ahu, '99)

----- RUSHING YARDS -----

	Yards	OPPONENT
1.	275	Maryland (Emerald, '07)
2.	209	Hawai'i (O'ahu, '99)
3.	195	Boise State (Hawai'i, '13)
4.	176	Villanova (Liberty, '62)
5.	166	Iowa (Rose, '57)

----- PASSING YARDS -----

	Yards	OPPONENT
1.	386	New Mexico (Las Vegas, '03)
2.	358	Notre Dame (Insight, '04)
3.	356	Missouri (Sun, '06)
4.	319	Pittsburgh (Insight.com, '02)
	319	Notre Dame (Fiesta, '01)

----- TOTAL YARDS -----

	Yards	OPPONENT
1.	540	New Mexico (Las Vegas, '03)
2.	457	Missouri (Sun, '06)
3.	454	Boise State (Hawai'i, '13)
4.	446	Notre Dame (Fiesta, '01)
5.	438	Hawai'i (O'ahu, '99)

----- MOST TURNOVERS FORCED -----

	TOs	OPPONENT
1.	3	Notre Dame (Fiesta, '01)
		Several times, most recently by:
2.	2	Texas (Alamo, '12)

----- MOST PUNTS -----

	Punts	OPPONENT
1.	10	Pittsburgh (Sun, '08)
2.	6	Pittsburgh (Insight.com, '02)
	6	Hawai'i (O'ahu, '99)

----- MOST QUARTERBACK SACKS -----

	Sacks	OPPONENT
1.	5	Several times, most recently by: Boise State (Hawai'i, '13)

OPPONENT TEAM RECORDS

----- POINTS SCORED -----

	PTS	TEAM
1.	44	BYU (Las Vegas, '09)
2.	38	Missouri (Sun, '06)
	38	Pittsburgh (Insight.com, '02)
4.	35	Iowa (Rose, '57)
5.	34	Michigan (Rose, '64)

----- POINTS SCORED BY QUARTER -----

	PTS	TEAM
1st	14	BYU (Las Vegas, '09)
	14	Maryland (Emerald, '07)
	14	Iowa (Rose, '57)
2nd	12	Michigan (Rose, '64)
	10	Missouri (Sun, '06)
3rd	15	Hawai'i (O'ahu, '99)
	14	Michigan, Rose, '64)
4th	14	Missouri (Sun, '06)
	10	Hawai'i (O'ahu, '99)
	14	Texas (Alamo, '12)
	14	BYU (Las Vegas, '09)
	10	Boise State (Hawai'i, '13)
	14	Pittsburgh (Insight.com, '02)

----- FIRST DOWNS -----

	1st Downs	TEAM
1.	28	Boise State (Hawai'i, '13)
2.	21	Missouri (Sun, '06)
	21	Pittsburgh (Insight.com, '02)
	21	Hawai'i (O'ahu, '99)

----- RUSHING YARDS -----

	Yards	TEAM
1.	332	Michigan (Rose, '64)
2.	302	Iowa (Rose, '57)
3.	246	Villanova (Liberty, '62)
4.	202	Missouri (Sun, '06)
5.	156	Boise State (Hawai'i, '13)

----- PASSING YARDS -----

	Yards	TEAM
1.	382	Boise State (Hawai'i, '13)
2.	359	Missouri (Sun, '06)

----- TOTAL YARDS -----

	Yards	TEAM
1.	561	Missouri (Sun, '06)
2.	538	Boise State (Hawai'i, '13)
3.	415	Michigan (Rose, '64)
4.	409	Iowa (Rose, '57)

----- MOST TURNOVERS FORCED -----

	TOs	TEAM
1.	3	BYU (Las Vegas, '09)
	3	Pittsburgh (Sun, '08)
	3	Maryland (Emerald, '07)

----- MOST PUNTS -----

	Punts	TEAM
1.	10	Pittsburgh (Sun, '08)
	10	New Mexico (Las Vegas, '03)
3.	8	Notre Dame (Insight, '04)

----- MOST QUARTERBACK SACKS -----

	Sacks	TEAM
1.	10	Texas (Alamo, '12)
2.	6	Hawai'i (O'ahu, '99)

----- BOWL MVPS -----

MVPS	BOWL (YEAR)	MVP	POS.	AWARD
Rose, 1942		Don Durdan	Back	MVP
O'ahu, 1999		Ken Simonton	RB	MVP for OSU
Fiesta, 2001		Darnell Robinson	LB	Defensive MVP
		Jonathan Smith	QB	Offensive MVP
Las Vegas, 2003		Steven Jackson	RB	MVP
Insight, 2004		Trent Bray	LB	Defensive MVP
		Derek Anderson	QB	Offensive MVP
Sun, 2006		Matt Moore	QB	MVP
Emerald, 2007		Yvenson Bernard	RB	Offensive MVP
		Derrick Doggett	LB	Defensive MVP
Sun, 2008		Victor Butler	DE	MVP
		Johnny Hekker	P	Special Teams
Hawai'i, 2013		Rashaad Reynolds	CB	MVP

OSU'S NCAA LEADERS

----- INDIVIDUAL -----

TOTAL OFFENSE

PLAYER	PLAYS	RUSH	PASS	YARDS	YEAR
Terry Baker, SR	318	538	1,738	2,276	1962

PASS EFFICIENCY

PLAYER	RATING	YEAR
Terry Baker, SR	149.5	1962

RECEIVING

PLAYER	REC	YARDS	TDS	YEAR
Vern Burke, JR	69	1,007	10	1962
Brandin Cooks, JR	128	1,730	16	2013

RECEIVING, YARDS PER GAME

PLAYER	REC	YARDS	YD/G	TDS	YEAR
Mike Hass, SR	90	1,532	139.3	6	2005
Brandin Cooks, JR	128	1,730	133.1	16	2013

INTERCEPTIONS

PLAYER	INT	YARDS	YEAR
Sam Wesley, JR	7	61	1955

KICKOFF RETURNS YARDS

PLAYER	RETURNS	YARDS	YEAR
Dwayne Owens, JR	41	1,014	1990

KICKOFF RETURNS YARDS PER GAME

PLAYER	RETURNS	YARDS	YD/G	YEAR
Dwayne Owens, JR	41	1,014	112.7	1990
			(9 games)	

KICKOFF RETURNS PER GAME

PLAYER	RETURNS	KR/G	YEAR
Dwayne Owens, JR	41	4.6	1990

----- TEAM -----

RUSHING DEFENSE

YARDS / GAME	YEAR
70.6	2007

HIGHEST INTERCEPTION RETURN AVERAGE

RET AVG.	YEAR
36.3 (12 for 436 yards)	1959



ALL-TIME COACHING RECORDS

COACH	SEASONS	TENURE	W	L	T	PCT.
Bill Bloss	1	1893	5	1	0	.833
Guy Kennedy	1	1894	2	1	0	.667
Paul Downing	1	1895	0	2	1	.167
Tommy Code	1	1896	1	2	0	.333
Bill Bloss	1	1897	5	0	0	1.000
<i>Bill Bloss (TOTAL)</i>	<i>2</i>		<i>10</i>	<i>1</i>	<i>0</i>	<i>.909</i>
No Coach	1	1898	1	2	1	.375
Highland Stickney	1	1899	3	2	0	.600
Fred Herbold	1	1902	4	1	1	.750
McFadden	1	1903	2	4	1	.375
Allen Steckle	2	1904-05	10	5	0	.667
F.S. Norcross	3	1906-08	14	4	3	.738
Sol. S. Metzger	1	1909	4	2	1	.643
George Schildmiller	1	1910	3	2	1	.583
Sam Dolan	2	1911-12	8	6	0	.571
E.J. Stewart	3	1913-15	15	5	5	.700
Joseph Pipall	2	1916-17	8	7	1	.531
H.W. Hargiss	2	1918-19	6	8	1	.433

COACH	SEASONS	TENURE	W	L	T	PCT.
R.B. Rutherford	4	1920-23	13	14	6	.484
Paul Schissler	9	1924-32	48	30	2	.625
Lon Stiner	14	1933-48	74	49	17	.589
Kip Taylor	6	1949-54	20	36	0	.357
Tommy Prothro	10	1955-64	63	37	2	.627
Dee Andros	11	1965-75	51	64	1	.444
Craig Fertig	4	1976-79	8	36	1	.189
Joe Avezzano	5	1980-84	6	47	2	.127
Dave Kragthorpe	6	1985-90	17	48	2	.269
Jerry Pettibone	6	1991-96	13	52	1	.205
Mike Riley	2	1997-98	8	14	0	.364
Dennis Erickson	4	1999-2002	31	17	0	.646
Mike Riley	11	2003-14	85	66	0	.563
<i>Mike Riley (TOTAL)</i>	<i>13</i>		<i>93</i>	<i>80</i>	<i>0</i>	<i>.538</i>
Gary Andersen	3	2015-17	7	23	0	.233
Cory Hall	1	2017	0	6	0	.000
Jonathan Smith	1	2018	2	10	0	.167
Totals	122		537	603	50	.472

ALL-TIME ASSISTANT COACHES

LON STINER (1933-48)

Cox, Al
Dethman, Bob
Dixon, Jim
Greenough, Quentin
Gustafson, Lee
Howard, Bill
Kisselburgh, Jim
McKalip, Bill
Moe, Hal
Scott, George
Walquist, Laurie

KIP TAYLOR (1949-54)

Begelman, Jack
Cuff, Ward
Elliott, Bump
Elliott, Pete
Moe, Hal
Morse, Butch
Twenge, Dick
Younce, Len

TOMMY PROTHRO (1955-64)

Bradley, Doug
Cooper, John
Debay, Terry
Francis, Joe
Gambold, Bob
Gibbs, Bud
Long, Jerry
McKittrick, Bobb
Siegrist, Ron
Stapleton, Clay
Thomas, John
Twenge, Dick
Watson, Bob
Zelinika, Bob

DEE ANDROS (1965-75)

Athon, Hal
Blue, Ken
Boghosian, Sam
Brooks, Rich
Cheek, Jerry
Dolby, Mike
Easterbrook, John
Felker, Gene
Herndon, Bob
Hilliard, Gene
Knecht, Ed
Koeper, Rich
Lunsford, Earl

Riley, Bud
Roach, Dick
Sherbert, Jim
Smith, Red

CRAIG FERTIG (1976-79)

Adolph, Rob
Braun, Ray
Bryan, Larry
Fontes, John
Hammack, Matt
Kopay, Tony
Kuklenski, Mike
McKay, Jr., John
Riley, Bud
Shaw, Nate
Smythe, Tom
Solberg, Chuck
Sowash, Ed
Walker, Jim
Zoumboukos, Neal

JOE AVEZZANO (1980-84)

Allioti, Joe
Allioti, Nick
Braun, Ray
Briner, Greg
Brooks, Booker
Campo, Dave
Ford, Robert
Gough, John
Johnson, Rick
Johnson, Scott
Murry, Don
Roper, Bobby
Solberg, Chuck
Taylor, Lionel
Wagner, Randy
White, Jack
Wilson, Barry

DAVE KRAGTHORPE (1985-90)

Boller, Craig
Cabell, Jake
Hall, Garth
Hoke, Brady
Hundley, Tim
Knecht, Gary
McCall, Mick
Moller, Denny
Neal, John
Paronto, Jim
Sowash, Ed
Stubbs, Charlie

Tipton, Dave
Wauflle, Mike
Weber, Mark
Wegner, Randy

JERRY PETTIBONE (1991-1996)

Cabell, Jake1991
Ferrigno, Dan1991-95
Hoke, Brady1991-94
Jackson, Robert1991-96
Lewis, Osia1991-96
Long, Rocky1991-95
Marlow, Dan1992-96
Mendenhall, Bronco ...1995-96
Nelson, Mike1996
Schaake, Jay1991-95
Schuler, Denny1996
Singler, Bill1996
Spencer, Todd1991-96
Summers, Mike1991-95
Wauflle, Mike1991
Wilson, Barry1996

MIKE RILEY (1997-1998)

Banker, Mark1997-98
Chryst, Paul1997-98
Gilstrap, Jim1997-98
Gray, Michael1997-98
*Jackson, Robert1997-98
Johnson, Mike1997-98
McInerney, Jeff1998
Newhouse, Greg1997-98
Read, Bruce1997-98
Simonson, Ron1997-98
West, James1997

DENNIS ERICKSON (1999-2002)

Bray, Craig2000-02
Cozzetto, Dan2000-02
*Davis, Ron1999-02
Gray, Michael1999-02
Johnson, Mike1999
Lappano, Tim1999-02
Lubick, Matt1999-00
Mazzone, Noel2002
Michalczik, Jim1999-01
Newhouse, Greg1999-02
Robinson, Willy1999
Simmons, Al2001-02
Smith, Gregg1999-02
Smith, Jonathan (GA)2002
Yarber, Eric1999-02

MIKE RILEY (2003-14)

Alexander, DelVaughn .2003-04
Banker, Mark2003-14
Barton, Taylor (GA)2004
Beck, Gary (GA)2006-07
Boice, Brandon (GA)2003
Brasfield, Chris2011-14
Bray, Trent2012-14
Breckterfield, Inoke (GA)2007-08
Brennan, Brent2011-14
Burton, Nigel2003-07
Camp, Charlie2003-04
Cavanaugh, Mike2005-14
Chryst, Paul2003-04
Darlin, Alan (GA)2011-13
Davis, Reggie2008-10
Davis, Ron*2003-07
DeVan, Kyle (GA)2013
Dhaliwal, Gurjot (GA)2004
Drayton, Daniel (GA) ...2009-10
Euhus, Tim (GA)2008
Garrett, John2014
Gilstrap, Jim2003-06
Gunderson, Ryan*2008-14
Harness, Kelly**2007, 09-10
Heyward, Keith .2005-06, 08-11
Hull, Lee2003-07
Kristick, Keaton (GA) ...2013-14
Langsdorf, Danny2005-13
Locey, Jay2006-12
McDaniel, LeCharls ...2003-04
Meeuwesen, Mitch (GA) ..2011-12
Murphy, Maureen**2003-06
Newhouse, Greg2003-10
O'Bryan, Hilary*2010-14
Perry, Rod2012-14
Read, Bruce2004-06, 09-14
Ross, Robin2005, 09-10
Seumalo, Joe2006-14
Smith, Dorian (GA)2014
Smith, Jonathan (GA)2003
Souza, William (GA)2005
Thompson, Tavita (GA) .2012-14
Turner, Scott (GA)2005
Ungerer, Dave2007-08
Van De Riet, Dan*2003-14
Zarrugh, Ahmed (GA)2007

GARY ANDERSEN (2015-2017)

Ah You, Matt (GA)2017
Andersen, Keegan*2015-17
Baldwin, Dave2015-17
Bigelow, Zak*2015

Brennan, Brent2015-16
Clune, Kevin2016-17
Cookus, Jake2016-17
Guinta, Vincent*2015-17
Hall, Cory2016-17
Kauha'aha'a, Chad.2015-17
Lapuaho, Al (GA)2016-17
Lockette, Telly2015-17
McGiven, Kevin2015-17
Nyborg, Zach*2015-17
Odum, Derrick2015-16
Oglesby, Josh (GA) ...2016-17
Phillips, Jason2017
Rushing, John2017
Seumalo, Andrew (GA) .2015
Sitake, Kalani2015
Taylor, Lee (GA)2015-16
Thomas, Jason*2015-17
Tuiaki, Ilaisa2015
Woods, T.J.2015-17
Wozniak, Brian (GA) .2015-17
Yancy, Kamaron (GA) .2015-16
Yray, Darrick*2015-17

JONATHAN SMITH (2018-present)

Adams, Blue2019
Bray, Trent2018-19
Brown, Austin (GA) ...2018-19
Burns, Greg2018
Cookus, Jake2018-19
Guinta, Vincent*2018-19
Hynson, Kefense2018-19
Lindgren, Brian2018-19
Michalczik, Jim2018-19
Payne, Ryan (GA)2018-19
Pitre, Michael2018-19
Richards, Taylor (GA) .2018-19
Suiaunoa, Legi2018-19
Tibesar, Tim2018-19
Van Ackeren, Kendrick (GA) ...2018-19
Van De Riet, Dan*2018-19
Wozniak, Brian2018-19
Yray, Darrick*2018-19

* - indicates Director of Operations
** - indicates Executive Assistant to head coach
& - indicates Recruiting Office



RESER STADIUM CROWDS

GAME	ATTENDANCE
1. OSU vs. Oregon (11/24/2012)	47,249
2. OSU vs. Washington State (10/6/2012)	46,579
3. OSU vs. Oregon (12/4/2010)	46,469
4. OSU vs. Oregon (11/29/2008)	46,319
5. OSU vs. Arizona State (11/3/2012)	45,979
6. OSU vs. California (11/15/2008)	45,969
7. OSU vs. Utah (10/20/2012)	45,769
8. OSU vs. Oregon (11/29/14)	45,722
9. OSU vs. Washington (11/10/2007)	45,629
10. OSU vs. California (10/30/2010)	45,439
11. OSU vs. Arizona State (10/2/2010)	45,409
12. OSU vs. Washington State (11/13/2010)	45,389
13. OSU vs. Louisville (9/18/2010)	45,379
14. OSU vs. Washington State (10/11/2008)	45,289
15. OSU vs. Washington (11/14/09)	45,274
16. OSU vs. Hawai'i (9/6/2008)	45,059
17. OSU vs. USC (11/20/2010)	44,969
18. OSU vs. Washington State (11/8/14)	44,377
19. OSU vs. Oregon (11/26/2016)	44,160
20. OSU vs. Arizona State (11/1/2008)	44,109

CIVIL WAR CROWDS

GAME	ATTENDANCE
1. OSU at Oregon, 2009 (Eugene)	59,597
2. OSU at Oregon, 2007 (Eugene)	59,050
3. OSU at Oregon, 2005 (Eugene)	58,525
4. OSU at Oregon, 2013 (Eugene)	58,330
5. OSU at Oregon, 2003 (Eugene)	58,102
6. OSU at Oregon, 2015 (Eugene)	57,814
7. OSU at Oregon, 2017 (Eugene)	47,475
8. OSU vs. Oregon, 2012 (Corvallis)	47,249
9. OSU vs. Oregon, 2010 (Corvallis)	46,469
10. OSU vs. Oregon, 2008 (Corvallis)	46,319
11. OSU at Oregon, 1999 (Eugene)	46,115
12. OSU at Oregon, 1995 (Eugene)	46,114
13. OSU at Oregon, 1989 (Eugene)	46,087
14. OSU at Oregon, 2001 (Eugene)	46,075
15. OSU at Oregon, 1977 (Eugene)	45,735
16. OSU vs. Oregon, 2014 (Corvallis)	45,722
17. OSU vs. Oregon, 2016 (Corvallis)	44,160
18. OSU at Oregon, 2006 (Eugene)	44,015
19. OSU at Oregon, 1987 (Eugene)	43,156
20. OSU at Oregon, 1971 (Eugene)	43,000

TOP ATTENDANCE SEASON

YEAR	ATTEND.	AVG.	GAMES
1. 2008	698,579	53,737	13
2. 2012	639,495	49,192	13
3. 2006	641,049	45,789	14
4. 2007	593,298	45,638	13
5. 2009	587,305	45,177	13
6. 2010	577,723	48,144	12
7. 2013	561,586	43,199	13
8. 2015	557,607	46,467	12
9. 2014	548,653	45,721	12
10. 2016	524,200	43,683	12
11. 2005	522,135	47,467	11
12. 2002	522,007	40,154	13
13. 2003	520,216	40,017	13
14. 2000	509,701	42,475	12
15. 2004	508,208	42,351	12
16. 2018	499,849	41,654	12
17. 2017	472,812	39,401	12
18. 1989	460,051	38,338	12
19. 1986	445,832	40,530	11
20. 1987	436,930	39,721	11

LARGEST FOOTBALL CROWDS

OPPONENT	SITE	YEAR	ATTEND.
1. Michigan	Ann Arbor	2015	109,651
2. Penn State	State College	2008	108,159
3. Michigan	Ann Arbor	1986	104,741
4. Ohio State	Columbus	2018	102,169
5. Michigan	Rose Bowl	1965	100,423
6. Iowa	Rose Bowl	1957	100,000
7. LSU	Baton Rouge	2004	91,828
8. USC	Los Angeles	2009	89,718
9. Ohio State	Columbus	1984	88,072
10. Ohio State	Columbus	1974	86,383
11. UCLA	Tokyo, Japan	1980	86,000
12. USC	Los Angeles	2007	85,213
13. UCLA	Pasadena	2008	83,478
14. Tennessee	Knoxville	1977	82,865
15. Tennessee	Knoxville	1978	82,048
16. LSU	Baton Rouge	1982	78,425
17. Nebraska	Lincoln	1989	76,290
18. Nebraska	Lincoln	1990	76,061
19. Notre Dame	Fiesta Bowl	2001	75,428
20. LSU	Baton Rouge	1981	74,962
21. Oklahoma	Norman	1981	74,807
22. Michigan	Ann Arbor	1959	74,693
23. USC	Los Angeles	2014	74,521
24. USC	Los Angeles	2003	73,864
25. Washington	Seattle	2000	73,145

OPPONENT	SITE	YEAR	ATTEND.
26. Washington	Seattle	2002	72,557
27. Washington	Seattle	1998	71,552
28. Washington	Seattle	1996	71,072
29. Arizona State	Tempe	1988	70,508
30. Washington	Seattle	1992	70,149
31. Washington	Seattle	1994	70,071
32. LSU	Baton Rouge	1976	68,057
33. Washington	Seattle	2018	66,469
34. Washington	Seattle	2016	65,796
35. USC	Los Angeles	1989	65,430
36. Washington	Seattle	2004	65,351
37. Texas	San Antonio	2012	65,277
38. Washington	Seattle	2010	65,235
39. Arizona State	Tempe	1983	65,058
40. Washington	Seattle	2014	65,036
41. Stanford	Palo Alto	1970	65,000
42. Stanford	Palo Alto	1956	65,000
43. Arizona State	Tempe	1980	64,831
44. UCLA	Los Angeles	2016	64,813
45. Arizona State	Tempe	1984	64,614
46. UCLA	Pasadena	2010	64,330
47. Washington	Seattle	2008	63,996
48. California	Berkeley	2007	63,995
49. BYU	Provo	2012	63,489
50. Arizona State	Tempe	2004	63,312

HOME ATTENDANCE (Total)

YEAR	ATTEND.	AVG.	GAMES
1. 2012	303,971	43,424	7
2. 2014	295,230	42,176	7
3. 2010	273,054	45,509	6
4. 2008	269,584	44,931	6
5. 2016	263,357	37,622	7

HOME ATTENDANCE (Average)

YEAR	ATTEND.	AVG.	GAMES
3. 2010	273,054	45,509	6
4. 2008	269,584	44,931	6
1. 2012	303,971	43,424	7
5. 2013	257,784	42,964	6
5. 2011	254,521	42,420	6

ASSOCIATED PRESS

The Associated Press writers' poll was established in 1936. The following polls reflect Oregon State's rankings on the final poll of that season.

1941 12	2000 4
1956 10	2006 21
1964 8	2007 25
1967 7	2008 18
1968 15	2012 20

UPI

The UPI coaches poll was established in 1950 and ran through 1995. The following polls reflect Oregon State's rankings on the final poll of the season.

1941 12	1966 19
1956 13	1967 8
1962 16	1968 13
1964 8		

ESPN/USA TODAY

The ESPN/USA Today coaches poll, formerly USA Today/CNN poll, was established in 1982. The following polls reflect Oregon State's rankings on the final poll of the season.

2000 5	2008 19
2006 22	2012 19

BOWL CHAMPIONSHIP SERIES

The Bowl Championship Series (BCS) was a type of "Super Alliance" that was designed in 1997 to match the two top-rated teams in a national championship and to create competitive match-ups in the four other BCS games. The BCS is composed of three variables that comprise a team's standing: the Harris poll, the ESPN/USA Today Coaches poll, and a series of five computer rankings.

2000 6
2006 22

PORTLAND CROWDS

GAME	ATTENDANCE
1. OSU vs. USC (9/21/1957)	36,833
2. OSU vs. Washington (10/22/1960)	36,636
3. OSU vs. Syracuse (9/23/1961)	35,729

OSU BOWL APPEARANCES

BOWL	SEASON	RESULT
Pineapple Bowl	1940	Oregon State 39, Hawai'i 6
Rose Bowl	1942	Oregon State 20, Duke 16
Pineapple Bowl	1948	Oregon State 47, Hawai'i 27
Rose Bowl	1957	Iowa 35, Oregon State 19
Liberty Bowl	1962	Oregon State 6, Villanova 0
Rose Bowl	1965	Michigan 34, Oregon State 7
Oahu Bowl	1999	Hawai'i 23, Oregon State 17
Fiesta Bowl	2000	Oregon State 41, Notre Dame 9
Insight Bowl	2002	Pittsburgh 38, Oregon State 13

BOWL	SEASON	RESULT
Las Vegas Bowl	2003	Oregon State 55, New Mexico 14
Insight Bowl	2004	Oregon State 38, Notre Dame 21
Sun Bowl	2006	Oregon State 39, Missouri 38
Emerald Bowl	2007	Oregon State 21, Maryland 14
Sun Bowl	2008	Oregon State 3, Pittsburgh 0
Las Vegas Bowl	2009	BYU 44, Oregon State 20
Alamo Bowl	2012	Texas 31, Oregon State 27
Hawai'i Bowl	2013	Oregon State 38, Boise State 23



RECORDS AT RESER STADIUM

1953	1-0	1987	2-3
1954	1-2	1988	3-2
1955	3-0	1989	2-1-1
1956	2-0-1	1990	1-5
1957	3-0	1991	0-6
1958	2-1	1992	1-4-1
1959	1-2	1993	2-3
1960	0-1-1	1994	3-3
1961	3-1	1995	1-4
1962	3-0	1996	2-4
1963	2-0	1997	3-4
1964	3-0	1998	3-3
1965	1-1	1999	5-1
1966	3-1	2000	6-0
1967	2-1	2001	4-1
1968	3-0	2002	6-1
1969	1-2	2003	6-1
1970	3-2	2004	3-2
1971	2-1	2005	3-3
1972	1-3	2006	5-2
1973	0-4	2007	5-1
1974	2-2	2008	5-1
1975	1-2	2009	4-2
1976	1-4	2010	4-2
1977	2-3	2011	2-4
1978	1-4	2012	6-1
1979	1-4	2013	2-4
1980	0-4	2014	3-4
1981	1-4	2015	2-4
1982	1-4	2016	4-3
1983	1-3	2017	1-5
1984	2-3	2018	1-5
1985	1-3	TOTALS	155-154-4
1986	1-3		(.502)

OSU RECORD STREAKS

- Longest winning streak:**
10 (1962-63)
- Longest Reser (Parker) Stadium win streak:**
12 (1961-65)
- Longest Reser (Parker) Stadium unbeaten streak:**
13 (1960-65)
- Longest Corvallis win streak:**
26, 1925-32 (Bell Field)
- Longest Corvallis unbeaten streak:**
26, 1925-32 (Bell Field)
- Longest home win streak (including Portland):**
13, 1962-64 (8 Corvallis, 5 Portland)
- Longest home unbeaten streak (including Portland):**
22, 1905-09 (21 Corvallis, 1 Portland)
- Longest losing streak:**
15 (1991-1992)
- Longest home losing streak:**
10 (1990-92)

COMPOSITE YEAR-BY-YEAR RESULTS

Year	W	L	T	PF	PA	Year	W	L	T	PF	PA
1893	5	1	0	180	48	1958	6	4	0	98	118
1894	2	1	0	52	28	1959	3	7	0	166	178
1895	0	2	1	6	80	1960	6	3	1	197	145
1896	1	2	0	26	14	1961	5	5	0	165	137
1897	5	0	0	164	8	1962	9	2	0	279	148
1898	1	2	1	36	78	1963	5	5	0	198	192
1899	3	2	0	76	60	1964	8	3	0	149	124
1900				— No Games Played —		1965	5	5	0	162	124
1901				— No Games Played —		1966	7	3	0	171	156
1902	4	1	1	157	16	1967	7	2	1	187	137
1903	2	4	1	21	32	1968	7	3	0	285	179
1904	4	2	0	119	22	1969	6	4	0	175	148
1905	6	3	0	166	28	1970	6	5	0	211	239
1906	4	1	2	78	4	1971	5	6	0	271	317
1907	6	0	0	137	0	1972	2	9	0	131	295
1908	4	3	1	83	51	1973	2	9	0	166	293
1909	4	2	1	54	44	1974	3	8	0	285	293
1910	3	2	1	27	43	1975	1	10	0	103	264
1911	5	2	0	119	49	1976	2	10	0	179	325
1912	3	4	0	57	40	1977	2	9	0	173	303
1913	3	2	3	59	75	1978	3	7	1	128	266
1914	7	0	2	172	15	1979	1	10	0	147	396
1915	5	3	0	166	73	1980	0	11	0	108	386
1916	4	5	0	92	112	1981	1	10	0	145	469
1917	4	2	1	83	33	1982	1	9	1	132	306
1918	2	4	0	33	46	1983	2	8	1	171	332
1919	4	4	1	143	64	1984	2	9	0	158	279
1920	2	2	2	20	52	1985	3	8	0	160	362
1921	4	3	2	231	42	1986	3	8	0	143	270
1922	3	4	0	44	42	1987	2	9	0	189	433
1923	4	5	2	55	71	1988	4	6	1	246	280
1924	3	5	0	71	85	1989	4	7	1	207	357
1925	7	2	0	268	81	1990	1	10	0	152	371
1926	7	1	0	221	30	1991	1	10	0	125	365
1927	3	3	1	98	78	1992	1	9	1	163	363
1928	6	3	0	206	53	1993	4	7	0	224	294
1929	5	4	0	182	106	1994	4	7	0	223	239
1930	7	3	0	208	60	1995	1	10	0	136	237
1931	6	3	1	198	62	1996	2	9	0	216	388
1932	4	6	0	130	109	1997	3	8	0	195	285
1933	6	2	2	88	48	1998	5	6	0	286	291
1934	3	6	2	104	131	1999	7	5	0	347	277
1935	6	4	1	175	100	2000	11	1	0	400	212
1936	4	6	0	113	151	2001	5	6	0	287	259
1937	3	3	3	71	60	2002	8	5	0	414	267
1938	5	3	1	72	51	2003	8	5	0	433	301
1939	9	1	1	186	77	2004	7	5	0	320	294
1940	5	3	1	128	80	2005	5	6	0	293	365
1941	8	2	0	143	49	2006	10	4	0	389	311
1942	4	5	1	157	142	2007	9	4	0	362	294
1943				— No Games Played - World War II —		2008	9	4	0	397	300
1944				— No Games Played - World War II —		2009	8	5	0	409	325
1945	4	4	1	100	131	2010	5	7	0	293	322
1946	7	1	1	157	81	2011	3	9	0	262	370
1947	5	5	0	171	136	2012	9	4	0	423	268
1948	5	4	3	249	236	2013	7	6	0	452	408
1949	7	3	0	232	188	2014	5	7	0	308	379
1950	3	6	0	107	183	2015	2	10	0	228	444
1951	4	6	0	204	180	2016	4	8	0	314	366
1952	2	7	0	123	267	2017	1	11	0	248	516
1953	3	6	0	39	187	2018	2	10	0	313	548
1954	1	8	0	60	296	OVERALL					
1955	6	3	0	126	120	TOTAL	537	603	50	21,633	23,053
1956	7	3	1	156	166						
1957	8	2	0	203	129						



Career coaching records can be found on page 148. A complete listing of team captains can be found on page 188.

Date	Opponent	TV	AP Rank OSU/Opp.	Score	Attend.
1893-94 (5-1)					
Coach: Bill Bloss					
	Albany College		W	62-0	
	at Monmouth College		W	36-22	
	Monmouth College		W	28-0	
J20	Multnomah AC		W	6-0	
F3	Corvallis Athletic Association		W	36-0	
F24	Portland (site unknown)		L	12-26	



The 1893 football team - the first at Oregon State.

1894 (2-1)					
Coach: Guy Kennedy					
	Oregon		W	16-0	
	Portland (site unknown)		L	0-22	
	at Monmouth College		W	36-6	

1895 (0-2-1)					
Coach: Paul Downing					
	Forest Grove		T	0-0	
	at Willamette		L	6-36	
	Oregon		L	0-44	

1896 (1-2)					
Coach: Tommy Code					
	Fort Vancouver		W	18-0	
	at Oregon		L	0-2	
	Oregon		L	8-12	

1897 (5-0)					
Coach: Bill Bloss					
	Albany		W	34-0	
	Chemawa		W	34-0	
	at Oregon		W	26-8	
	McMinnville		W	54-0	
D4	Washington		W	16-0	

1898 (1-2-1)					
No Coach					
	Albany College		W	25-6	
	Forest Grove		T	5-5	
	Chemawa		L	6-29	
	Oregon		L	0-38	

1899 (3-2)					
Coach: Highland Stickney					
	Willamette		W	10-0	
	Albany College		W	47-0	
	Multnomah A.C.		L	0-5	
N30	at Oregon		L	0-38	
	Chemawa		W	18-17	

1900-01 —
NO VARSITY FOOTBALL GAMES PLAYED

Date	Opponent	TV	AP Rank OSU/Opp.	Score	Attend.
1902 (4-1-1)					
Coach: Fred Herbold					
	Willamette		W	67-0	
O25	at Washington		L	5-16	
N8	Oregon		T	0-0	
	at Willamette		W	21-0	
	McMinnville		W	33-0	
	Pacific		W	31-0	

1903 (2-4-1)					
Coach: McFadden					
O17	Washington		L	0-5	
	at Multnomah A.C.		L	0-16	
	at Albany College		L	0-6	
	Pacific		T	0-0	
N11	Washington State		W	6-0	
N21	at Oregon		L	0-5	
	Nevada		W	15-0	

1904 (4-2)					
Coach: Allen Steckle					
	Alumni		W	11-0	
	Portland Meds		W	22-0	
O15	at Washington		W	26-5	
	Utah State		W	45-0	
N19	Oregon		L	5-6	
	at Multnomah A.C.		L	10-11	

1905 (6-3)					
Coach: Allen Steckle					
	Alumni		W	10-6	
	Chemawa		W	18-0	
	Whitman		W	58-0	
O21	vs. Washington State		W	29-0	
O28	at California		L	0-10	
N11	at Oregon		L	0-6	
	Willamette		W	28-0	
N30	Washington		W	16-0	
	at Multnomah A.C.		L	5-6	

1906 (4-1-2)					
Coach: F.S. Norcross					
	Albany A.C.		W	24-0	
	Alumni		W	16-0	
O27	at Washington		T	0-0	
	Pacific		W	28-0	
	Columbia A.C.		W	9-0	
N24	Oregon		T	0-0	
	at Willamette		L	0-4	

1907 (6-0)					
Coach: F.S. Norcross					
	Astoria		W	27-0	
	Whitworth		W	6-0	
	Pacific Univ.		W	49-0	
N9	at Oregon		W	4-0	
	Willamette		W	42-0	
	at St. Vincent College		W	10-0	

1908 (4-3-1)					
Coach: F.S. Norcross					
	Alumni		T	0-0	
	Puget Sound		W	26-0	
	Columbia A.C.		W	10-0	
	Willamette		W	28-0	
	Whitman		W	9-0	
N21	vs Oregon ¹		L	0-8	
N28	at Washington		L	0-32	
	at Multnomah A.C.		L	10-11	

¹ - Game played at Portland, Ore.



1909 (4-2-1)

Date	Opponent	TV	AP Rank OSU/Opp.	Score	Attend.
Coach: Sol. S. Metzger					
	Alumni		T	0-0	
	Pacific		W	21-0	
	Catholic YMCA		W	12-0	
	at Whitman		W	10-6	
N13	Washington		L	0-18	
N19	at Oregon		L	0-12	
	at Multnomah A.C.		W	11-8	

1910 (3-2-1)

Date	Opponent	TV	AP Rank OSU/Opp.	Score	Attend.
Coach: George Schildmiller					
	Alumni		T	0-0	
	at Willamette		W	9-6	
O29	vs Washington State ¹		W	9-3	
	Whitman		W	9-0	
N12	Oregon		L	0-12	
N24	at Washington		L	0-22	

1 - Game played at Portland, Ore.

1911 (5-2)

Date	Opponent	TV	AP Rank OSU/Opp.	Score	Attend.
Coach: Sam Dolan					
	Alumni		L	2-3	
	Pacific		W	26-0	
	Chemawa		W	75-6	
N4	at Washington		L	0-34	
N11	Washington State		W	6-0	
	Willamette		W	5-3	
	at Whitman		W	5-3	

1912 (3-4)

Date	Opponent	TV	AP Rank OSU/Opp.	Score	Attend.
Coach: Sam Dolan					
	Alumni		W	2-0	
	at Multnomah A.C.		L	0-9	
N1	at Washington State		L	9-10	
N9	vs Washington ¹		L	3-9	
	Whitman		W	20-3	
N23	vs Oregon ²		L	0-3	
	at Occidental		W	23-6	

1 - Game played at Portland, Ore.

2 - Game played at Albany, Ore.

1913 (3-2-3)

Date	Opponent	TV	AP Rank OSU/Opp.	Score	Attend.
Coach: E.J. Stewart					
	Alumni		T	0-0	
	at Multnomah A.C.		L	0-6	
	Multnomah A.C.		T	7-7	
	at Whitman		W	29-3	
O25	at Washington		L	0-47	
N8	vs Oregon ¹		T	10-10	
N15	Washington State		W	10-2	
	Idaho		W	3-0	

1 - Game played at Albany, Ore.

1914 (7-0-2)

Date	Opponent	TV	AP Rank OSU/Opp.	Score	Attend.
Coach: E.J. Stewart					
	Alumni		W	12-0	
	Rooks		W	12-0	
	at Multnomah		W	10-6	
	Willamette		W	64-0	
O24	at Washington State		W	7-0	
O31	vs Washington ¹		T	0-0	
	vs Idaho ²		W	26-0	
N21	Oregon		T	3-3	
	vs USC ³		W	38-6	

1 - Game played at Albany, Ore.

2 - Game played at Portland, Ore.

3 - Game played at Tacoma, Wash.

BEGINNING OF PACIFIC COAST CONFERENCE

1915 (5-3)

Date	Opponent	TV	AP Rank OSU/Opp.	Score	Attend.
Coach: E.J. Stewart					
	Alumni		W	3-0	
	Willamette		W	69-0	
	Whitman		W	34-7	
O16	Washington State		L	0-29	
O30	at Michigan State		W	20-0	
	Idaho		W	40-0	
N20	at Oregon		L	0-9	
D1	vs Syracuse ¹		L	0-28	

1 - Game played at Portland, Ore.

1916 (4-5)

Date	Opponent	TV	AP Rank OSU/Opp.	Score	Attend.
Coach: Joseph Pipall					
S23	Alumni		L	7-13	
S30	Multnomah A.C.		L	0-3	
O7	at Idaho		W	26-0	
O14	at Washington State		W	13-10	
O21	vs Nebraska ¹		L	7-17	
N4	Whitman		W	23-0	
N11	at Washington		L	0-35	
N25	Oregon		L	0-27	
N30	at USC		W	16-7	

1 - Game played at Portland, Ore.

1917 (4-2-1)

Date	Opponent	TV	AP Rank OSU/Opp.	Score	Attend.
Coach: Joseph Pipall					
O13	Vancouver Barracks		W	34-0	
O20	vs Idaho ¹		W	26-6	
O27	at California		L	3-14	
N3	Multnomah A.C.		W	6-0	
N10	Washington State		L	0-6	
N17	at Washington		T	0-0	
N29	vs Oregon ²		W	14-7	

1 - Game played at Pendleton, Ore.

2 - Game played at Portland, Ore.

1918 (2-4)

Date	Opponent	TV	AP Rank OSU/Opp.	Score	Attend.
Coach: H.W. Hargiss					
O26	at Vancouver Barracks		W	7-0	
N2	at Camp Lewis		L	6-20	
N9	at Stand. Shipbuilders		W	14-0	
N16	Oregon		L	6-13	
N23	at Washington		L	0-6	
N28	at Multnomah A.C.		L	0-6	

1919 (4-4-1)

Date	Opponent	TV	AP Rank OSU/Opp.	Score	Attend.
Coach: H.W. Hargiss					
O4	Alumni		T	0-0	
O11	Rooks		W	21-0	
O18	Pacific		W	46-6	
O25	Stanford		L	6-14	
N1	at California		L	14-21	
N8	Multnomah A.C.		L	0-14	
N15	at Oregon		L	0-9	
N22	vs Washington State ¹		W	6-0	
N27	Gonzaga		W	50-0	

1 - Game played at Portland, Ore.

1920 (2-2-2)

Date	Opponent	TV	AP Rank OSU/Opp.	Score	Attend.
Coach: R.B. Rutherford					
O16	Multnomah A.C.		T	0-0	
O23	at Washington		W	3-0	
O30	California		L	7-17	
N13	at Washington State		L	0-28	
N20	at Oregon		T	0-0	
N27	at Multnomah A.C.		W	10-7	



Date	Opponent	TV	AP Rank OSU/Opp.	Score	Attend.
1921 (4-3-2)					
Coach: Chuck Rose					
S24	Rooks		W	68-7	
O1	Chemawa		W	68-0	
O8	Multnomah A.C.		T	7-7	
O15	at Willamette		W	54-0	
O22	Washington		W	24-0	
O29	at Stanford		L	7-14	
N12	Washington State		L	3-7	
N19	at Oregon		T	0-0	
N26	at USC		L	0-7	

1922 (3-4)					
Coach: Gap Powell					
O7	Alumni		W	22-6	
O15	Pacific		W	3-0	
O21	at Washington		L	3-14	
O28	Stanford		L	0-6	
N4	at Multnomah A.C.		L	0-6	
N18	Oregon		L	0-10	
N25	vs Washington State ¹		W	16-0	

1 - Game played at Portland, Ore.

1923 (4-5-2)					
Coach: Percy Locey					
S29	Pacific		W	12-0	
O6	Multnomah A.C.		T	0-0	
O13	Alumni		W	13-0	
O20	at California		L	0-26	
N3	Washington		L	0-14	
N10	at Idaho		L	0-7	
N17	at Washington State		T	3-3	
N24	at Oregon		W	6-0	
N29	at Multnomah A.C.		W	12-0	
D25	at Hawaiian All Stars		L	9-14	
J1	at Hawai'i		L	0-7	

1924 (3-5)					
Coach: Paul Schissler					
O4	vs Whitman ¹ (Pendleton, OR)		W	41-0	
O11	Multnomah A.C.		W	7-6	
O18	vs USC ²		L	3-17	
O25	at Washington		L	3-6	
N1	Idaho		L	0-22	
N8	at Washington State		W	14-13	
N22	Oregon		L	3-7	
N27	at Nebraska		L	0-14	

1 - Game played at Pendleton, Ore.

2 - Game played at Portland, Ore.

1925 (7-2)					
Coach: Paul Schissler					
O3	Willamette		W	51-0	
O10	Gonzaga		W	22-0	
O17	vs Whitman (Portland)		W	62-0	
O24	at Stanford		L	10-26	
O31	Montana		W	27-7	
N7	Pacific		W	56-0	
N14	at Oregon		W	24-13	
N21	at Idaho		W	16-7	
D5	at USC		L	0-28	

1926 (7-1)					
Coach: Paul Schissler					
S25	Multnomah A.C.		W	67-0	
O2	at Montana		W	49-0	
O8	Gonzaga		W	23-6	
O16	at California		W	27-7	
O20	vs Idaho ¹		W	3-0	
N11	vs USC ¹		L	7-17	
N20	Oregon		W	16-0	
N26	at Marquette		W	29-0	

1 - Game played at Portland, Ore.

Date	Opponent	TV	AP Rank OSU/Opp.	Score	Attend.
1927 (3-3-1)					
Coach: Paul Schissler					
O1	California-Davis		W	25-6	
O8	at USC		L	12-13	35,000
O22	vs Stanford ¹		L	6-20	20,000
O29	Washington State		W	13-6	
N11	at Oregon		W	21-7	18,000
N19	Idaho		L	7-12	
N26	Carnegie Tech		T	14-14	10,000

1 - Game played at Portland, Ore.

1928 (6-3)					
Coach: Paul Schissler					
S29	UC Davis		W	14-0	
O6	at USC		L	0-19	51,000
O13	vs Columbia ¹		W	41-0	
O13	vs Pacific ¹		W	46-0	
O20	at Washington State		L	7-9	10,000
O27	at Washington		W	29-0	18,000
N3	Montana		W	44-0	
N17	Oregon		L	0-12	
N29	at New York		W	25-13	40,000

1 - Game played at Portland, Ore.

1929 (5-4)					
Coach: Paul Schissler					
S21	Willamette		W	37-6	
S28	UC Davis		W	19-0	
O5	at USC		L	7-21	40,000
O12	Columbia		W	71-7	
O19	at Stanford		L	7-40	
O26	Idaho		W	27-0	10,000
N2	vs Washington State ¹		L	0-9	
N16	at Oregon		L	0-16	
N23	at Detroit		W	14-7	7,000

1 - Game played at Portland, Ore.

1930 (7-3)					
Coach: Paul Schissler					
S20	Willamette		W	48-0	4,200
S27	Gonzaga		W	16-6	6,000
O4	at USC		L	7-27	60,000
O10	UC Davis		W	20-0	
O18	at Stanford		L	7-13	22,000
O25	Pacific		W	57-0	
N1	vs Washington State ¹		L	7-14	33,000
N15	Oregon		W	15-0	16,000
N21	at UCLA		W	19-0	15,000
N27	West Virginia		W	12-0	18,000

1 - Game played at Portland, Ore.

1931 (6-3-1)					
Coach: Paul Schissler					
S19	Willamette		W	76-0	
S26	vs Colorado ¹		W	16-0	20,000
O3	at USC		L	0-30	50,000
O9	Linfield		W	25-0	
O17	at Stanford		L	7-25	18,000
O23	Oregon Normal		W	37-0	
O31	vs Washington State ¹		L	6-7	15,000
N7	Montana		W	19-0	
N14	at Oregon		T	0-0	
D5	vs Utah ¹		W	12-0	14,562

1 - Game played at Portland, Ore.

1932 (4-6)					
Coach: Paul Schissler					
S17	at Gonzaga		W	19-16	
S24	Willamette		W	32-0	
O1	vs Stanford ¹		L	0-27	12,000
O8	at USC		L	0-10	35,000
O22	Washington State		L	6-7	
O28	West Coast Army		W	20-9	
N5	Oregon		L	6-12	
N12	at Montana		W	35-6	
N19	at Fordham		L	6-8	5,000
N24	at Detroit		L	6-14	10,000

1 - Game played at Portland, Ore.



Date	Opponent	TV	AP Rank OSU/Opp.	Score	Attend.
1933 (6-2-2)					
Coach: Lon Stiner					
S23	Ashland Normal		W	21-0	
S23	Willamette		W	21-0	
S30	Montana		W	20-0	
O7	vs Gonzaga ¹		T	0-0	15,000
O14	at San Francisco		W	12-7	2,000
O21	vs USC ¹		T	0-0	25,000
O28	Washington State		W	2-0	7,500
N11	vs Oregon ¹		L	3-13	32,183
N18	at Fordham		W	9-6	45,000
N30	at Nebraska		L	22-0	27,000

1- Game played at Portland, Ore.

Date	Opponent	TV	AP Rank OSU/Opp.	Score	Attend.
1934 (3-6-2)					
Coach: Lon Stiner					
S22	Willamette		W	13-0	
S22	Pacific		W	19-0	
S28	San Francisco		L	0-10	
O6	vs Stanford ¹		L	0-17	17,000
O12	Columbia		W	39-12	
O20	at USC		T	6-6	35,000
O27	at Washington State		L	0-31	13,000
N3	at Washington		L	7-14	
N10	vs Oregon ¹		L	6-9	22,000
N17	Montana		T	7-7	
N24	at UCLA		L	7-25	25,000

1- Game played at Portland, Ore.



Head coach Lon Stiner leading his team through drills in the 1930's.

Date	Opponent	TV	AP Rank OSU/Opp.	Score	Attend.
1935 (6-4-1)					
Coach: Lon Stiner					
S21	Linfield		W	31-0	
S28	Willamette		W	26-0	
O5	vs UCLA ¹		L	0-72	50,000
O11	Gonzaga		W	33-6	
O19	at USC		W	13-7	35,000
O26	vs Washington State ¹		L	13-26	17,000
N2	Portland		W	19-2	
N9	at Oregon		L	0-13	13,000
N16	Idaho		W	13-0	3,500
N23	at Montana		T	0-0	4,000
N28	at Nebraska		L	20-26	25,000

1- Game played at Portland, Ore.

Date	Opponent	TV	AP Rank OSU/Opp.	Score	Attend.
1936 (4-6)					
Coach: Lon Stiner					
S26	at USC		L	7-38	45,000
O3	Willamette		W	13-0	
O10	California		L	0-7	15,000
O17	at Washington		L	7-19	12,000
O24	at UCLA		L	13-22	25,000
O31	Montana		W	11-7	4,000
N7	at Washington State		W	16-6	
N14	vs Stanford ¹		L	14-20	14,000
N21	Oregon		W	18-0	15,000
N28	vs Nebraska ¹		L	14-32	12,000

1- Game played at Portland, Ore.

Date	Opponent	TV	AP Rank OSU/Opp.	Score	Attend.
1937 (3-3-3)					
Coach: Lon Stiner					
S25	at Idaho		L	6-7	
O2	at California		L	6-24	25,000
O9	at Washington		W	6-3	20,000
O16	UCLA		T	7-7	
O23	at Oregon		W	14-0	18,000
O30	at Stanford		T	0-0	20,000
N6	Willamette		W	20-0	3,500
N13	at USC		T	12-12	35,000
N20	Washington State		L	0-7	17,000

Date	Opponent	TV	AP Rank OSU/Opp.	Score	Attend.
1938 (5-3-1)					
Coach: Lon Stiner					
S24	Idaho		L	0-13	4,000
O1	at USC		L	0-7	30,000
O8	Portland		W	19-0	
O15	at Washington		W	13-6	18,000
O22	Washington State ¹		W	7-6	10,000
O29	at California		--/3	7-13	25,000
N12	Stanford		W	6-0	10,000
N26	vs Oregon ¹		W	14-0	27,000
D10	at UCLA		T	6-6	7,500

1- Game played at Portland, Ore.

Date	Opponent	TV	AP Rank OSU/Opp.	Score	Attend.
1939 (9-1-1)					
Coach: Lon Stiner					
S30	at Stanford		W	12-0	20,000
O7	Idaho		W	7-6	8,000
O14	at Portland		W	14-12	
O21	at Washington		15/--	13-7	14,000
O28	Washington State		15/--	13-0	8,000
N4	vs USC ¹		11/7	7-19	32,611
N11	at Oregon		W	19-14	22,000
N18	California		19/--	21-0	9,000
N25	at UCLA		--/13	13-13	40,000
D25	at Hawai'i Allstars		W	28-0	12,000

PINEAPPLE BOWL (Honolulu, Hawai'i)

J1	at Hawai'i		W	39-6	15,000
----	------------	--	---	------	--------

1- Game played at Portland, Ore.

Date	Opponent	TV	AP Rank OSU/Opp.	Score	Attend.
1940 (5-3-1)					
Coach: Lon Stiner					
S28	Idaho		W	41-0	7,000
O5	at USC		T	0-0	50,000
O11	Portland		W	26-0	6,000
O19	at Washington		18/16	0-19	33,000
O26	at UCLA		W	7-0	25,000
N2	at California		W	19-13	20,000
N9	Washington State		W	21-0	8,000
N16	at Stanford		19/4	14-28	35,000
N30	Oregon		L	0-20	20,000

Date	Opponent	TV	AP Rank OSU/Opp.	Score	Attend.
1941 (8-2)					
Coach: Lon Stiner					
Final ranking: 12th-AP, 12th-UPI					
S27	at USC		L	7-13	35,000
O4	vs Washington ¹		W	9-6	17,000
O11	Stanford		W	10-0	22,000
O25	at Washington State		16/--	0-7	9,000
N1	Idaho		18/--	33-0	5,000
N8	UCLA		W	19-0	10,000
N15	at California		W	6-0	20,000
N22	vs Montana ¹		W	27-0	6,000
N29	at Oregon		17/--	12-7	20,500

ROSE BOWL (Durham, N.C.)

J1	vs Duke		12/2	W	20-16	56,000
----	---------	--	------	---	-------	--------

1- Game played at Portland, Ore.



Date	Opponent	TV	AP Rank OSU/Opp.	Score	Attend.
1942 (4-5-1)					
Coach: Lon Stiner					
S26	at Idaho			W 32-0	65,000
O3	California			W 13-8	12,000
O10	at UCLA			L 7-30	36,000
O17	Santa Clara ¹		-- / 15	L 0-7	7,000
O24	Washington State ¹			L 13-26	15,000
O31	at Washington			L 0-13	7,000
N7	Montana			W 33-0	
N14	at Stanford			L 13-49	15,000
N21	Oregon			W 39-2	
N28	at Michigan State			T 7-7	5,400

1 - Game played at Portland, Ore.

1943-44 NO FOOTBALL — WORLD WAR II

Date	Opponent	TV	AP Rank OSU/Opp.	Score	Attend.
1945 (4-4-1)					
Coach: Lon Stiner					
S29	Camp Beale			T 14-14	7,000
O6	at Washington State			L 0-33	9,000
O13	Oregon			W 19-6	20,000
O20	Washington			L 0-13	22,600
N3	Idaho			W 34-0	4,500
N10	at Washington		-- / 18	W 7-6	28,000
N17	Washington State			L 6-13	7,000
N24	at USC			L 7-34	42,000
D1	at Oregon			W 13-12	20,000

Date	Opponent	TV	AP Rank OSU/Opp.	Score	Attend.
1946 (7-1-1)					
Coach: Lon Stiner					
S28	at UCLA			L 7-50	40,203
O5	Portland			W 35-0	9,000
O12	USC ¹			W 6-0	29,594
O26	at Washington State			W 13-12	14,000
N2	Stanford			T 0-0	18,000
N9	Idaho			W 34-0	3,500
N16	at California			W 28-7	25,000
N23	Oregon			W 13-0	20,000
N30	Washington ¹			W 21-12	26,808

1 - Game played at Portland, Ore.

Date	Opponent	TV	AP Rank OSU/Opp.	Score	Attend.
1947 (5-5)					
Coach: Lon Stiner					
S27	at Utah			L 6-7	22,175
O4	at Washington			W 14-7	39,000
O11	at Idaho			W 33-6	10,000
O18	at USC		-- / 11	L 6-48	61,301
O25	Portland			W 46-0	6,657
N1	at Stanford			W 13-7	15,000
N8	UCLA ¹			L 7-27	30,870
N15	Washington State			L 13-14	14,000
N22	at Oregon			L 14-6	20,211
N29	at Nebraska			W 27-6	20,000

1 - Game played at Portland, Ore.

Date	Opponent	TV	AP Rank OSU/Opp.	Score	Attend.
1948 (5-4-3)					
Coach: Lon Stiner					
S18	Idaho			W 27-12	8,400
S25	at USC			L 6-21	50,237
O2	Washington ¹			T 14-14	25,029
O9	Portland			W 26-3	6,500
O16	at California		-- / 6	L 0-42	55,000
O23	at UCLA			W 28-0	30,933
O30	Michigan State		-- / 17	L 21-46	12,000
N6	at Washington State			T 26-26	12,000
N13	Utah			T 20-20	8,000
N20	Oregon		-- / 13	L 0-10	22,000
N27	Nebraska ¹			W 28-12	12,900

PINEAPPLE BOWL (Honolulu, Hawai'i)

J1	at Hawai'i			W 47-27	15,000
----	------------	--	--	---------	--------

1 - Game played at Portland, Ore.

Date	Opponent	TV	AP Rank OSU/Opp.	Score	Attend.
1949 (7-3)					
Coach: Kip Taylor					
S16	at UCLA			L 13-35	37,427
S24	Utah ¹			W 27-7	25,012
O1	California ¹			L 0-41	18,885
O8	at Washington			W 7-3	27,000
O15	Montana			W 63-14	8,000
O22	at Stanford			L 7-27	25,000
O29	Washington State			W 35-6	15,000
N5	at Idaho			W 35-25	9,000
N12	Michigan State ¹		-- / 8	W 25-20	22,239
N19	at Oregon			W 20-10	23,000

1 - Game played at Portland, Ore.

Date	Opponent	TV	AP Rank OSU/Opp.	Score	Attend.
1950 (3-6)					
Coach: Kip Taylor					
S23	at Michigan State		-- / 19	L 13-38	32,500
O7	Stanford ¹		-- / 8	L 0-21	16,000
O14	Washington ¹		-- / 11	L 6-35	27,876
O21	California ¹		-- / 5	L 0-27	37,000
O28	Montana			W 20-0	4,000
N4	at UCLA		-- / 19	L 13-20	15,323
N11	Idaho			W 34-19	9,000
N18	at Washington State			L 7-21	13,000
N25	vs Oregon ¹			W 14-2	26,800

1 - Game played at Portland, Ore.

Date	Opponent	TV	AP Rank OSU/Opp.	Score	Attend.
1951 (4-6)					
Coach: Kip Taylor					
S22	at Michigan State		-- / 2	L 0-6	33,373
S29	Utah			W 61-28	9,000
O6	vs Idaho ¹		15 / --	W 34-6	7,500
O13	at USC		18 / 14	L 14-16	36,400
O20	Washington State			L 13-26	15,500
O27	at California		-- / 9	L 14-35	43,000
N3	at Washington			W 40-14	36,000
N10	UCLA ²			L 0-7	26,598
N17	at Stanford		-- / 4	L 14-35	40,000
N24	at Oregon			W 14-7	19,700

1 - Game played at Spokane, Wash.

2 - Game played at Portland, Ore.

Date	Opponent	TV	AP Rank OSU/Opp.	Score	Attend.
1952 (2-7)					
Coach: Kip Taylor					
S21	at Utah			W 14-7	15,000
O4	Michigan State ¹			L 14-17	22,595
O11	at Stanford			L 28-41	28,000
O18	USC ¹		-- / 7	L 6-28	17,438
O25	at Washington State			L 20-33	15,000
N1	Washington ¹			L 13-38	19,243
N8	at UCLA		-- / 5	L 0-57	22,585
N15	Idaho			L 6-27	8,000
N22	Oregon ¹			W 22-19	21,333

1 - Game played at Portland, Ore.

PARKER STADIUM'S FIRST YEAR



1953 (3-6)

Coach: Kip Taylor

Date	Opponent	TV	AP Rank OSU/Opp.	Score	Attend.
S18	at UCLA		-- / 4 L	0-41	39,209
S26	California ¹		-- / 14 L	0-26	13,422
O3	at Washington		L	0-28	28,000
O10	Stanford ¹		L	0-21	8,005
O17	at USC		-- / 13 L	0-37	34,163
O24	at Idaho		W	19-0	9,200
O31	at Michigan State		-- / 6 L	6-34	51,108
N14	Washington State		W	7-0	13,500
N21	at Oregon		W	7-0	18,500

1- Game played at Portland, Ore.

1954 (1-8)

Coach: Kip Taylor

S25	Idaho		W	13-0	9,000
O2	Washington ¹		L	7-17	19,667
O9	at Washington State		L	6-34	18,000
O16	at Nebraska		L	7-27	39,000
O23	UCLA		-- / 3 L	0-61	8,500
O30	at USC		-- / 13 L	0-34	30,065
N6	at Minnesota		-- / 14 L	6-44	49,000
N13	at California		L	7-46	25,000
N20	Oregon		L	14-33	21,200

1- Game played at Portland, Ore.

Date	Opponent	TV	AP Rank OSU/Opp.	Score	Attend.
------	----------	----	------------------	-------	---------

1955 (6-3)

Coach: Tommy Prothro

S17	BYU		W	33-0	8,000
S24	Stanford ¹		W	10-0	24,748
O8	at UCLA		-- / 7 L	0-38	57,664
O15	at College of Pacific		L	7-13	22,500
O22	Washington State		W	14-6	17,000
O29	at Washington		W	13-7	28,204
N5	Idaho		W	16-14	9,000
N12	at California		W	33-14	35,000
N19	at Oregon		19 / -- L	0-28	22,000

1- Game played at Portland, Ore.

1956 (7-3-1)

Coach: Tommy Prothro
Final ranking: 10th-AP, 13th-UPI

S22	at Missouri		W	19-13	22,000
S29	at USC		-- / 6 L	13-21	53,714
O6	at Iowa		-- / 20 L	13-14	41,027
O13	California		W	21-13	14,125
O20	at Washington State		W	21-6	14,500
O27	UCLA		W	21-7	17,080
N3	Washington ¹		17 / -- W	28-20	32,890
N10	at Stanford		14 / -- W	20-9	65,000
N17	at Idaho		11 / -- W	14-10	5,000
N22	Oregon	NBC	11 / -- T	14-14	17,300

ROSE BOWL (Pasadena, Calif.)

J1	vs Iowa		10 / 3 L	19-35	100,000
----	---------	--	----------	-------	---------

1- Game played at Portland, Ore.

1957 (8-2)

Coach: Tommy Prothro

S21	USC ¹		13 / 19 W	20-0	36,855
S28	at Kansas		9 / -- W	34-6	28,000
O5	at Northwestern		9 / -- W	22-13	34,500
O12	Idaho		7 / -- W	20-0	14,600
O19	at UCLA		7 / -- L	7-26	46,120
O26	at Washington		L	6-19	31,500
N2	Washington State		W	39-25	20,200
N9	at California		W	21-19	50,000
N16	Stanford		W	24-14	20,000
N23	at Oregon	TV	-- / 15 W	10-7	23,150

1- Game played at Portland, Ore.

1958 (6-4)

Coach: Tommy Prothro

S19	at USC		12 / -- L	0-21	40,286
S27	Kansas ¹		W	12-0	28,115
O4	UCLA		W	14-0	18,532
O11	at Wyoming		L	0-28	12,580
O18	at Idaho		W	20-6	8,618
O25	Washington ¹		W	14-12	29,514
N1	California	TV	W	14-8	21,426
N8	at Washington State		L	0-7	18,191
N15	at Stanford		W	24-16	26,509
N22	Oregon		L	0-20	27,574

1- Game played at Portland, Ore.

Date	Opponent	TV	AP Rank OSU/Opp.	Score	Attend.
------	----------	----	------------------	-------	---------

1959 (3-7)

Coach: Tommy Prothro

S9	USC ¹		L	6-27	24,895
S26	at Texas Tech		L	14-15	20,000
O3	at Nebraska		L	6-7	28,000
O10	at Michigan		L	7-18	74,693
O17	Idaho		W	66-18	10,628
O24	at California		W	24-20	41,500
O31	Washington State		L	0-14	17,061
N7	at Washington		-- / 12 L	6-13	15,745
N14	Stanford		L	22-39	10,900
N21	at Oregon		-- / 15 W	15-7	22,500

1- Game played at Portland, Ore.

1960 (6-3-1)

Coach: Tommy Prothro

S16	at USC		-- / 6 W	14-0	32,928
S24	at Iowa		10 / 19 L	12-22	43,000
O1	Houston ¹		W	29-20	22,537
O8	at Indiana		W	20-6	25,000
O15	at Idaho		17 / -- W	28-8	10,500
O22	Washington ¹		18 / -- L	29-30	36,833
O29	California		15 / -- L	6-14	15,745
N5	at Washington State		W	20-10	15,600
N12	at Stanford		W	25-21	7,500
N19	Oregon		-- / 19 T	14-14	27,009

1- Game played at Portland, Ore.

1961 (5-5)

Coach: Tommy Prothro

S23	Syracuse ¹		17 / 10 L	8-19	35,279
S30	Stanford		L	0-34	28,000
O7	Idaho		W	44-6	9,329
O14	at Wisconsin		L	20-23	45,274
O21	at Arizona State		L	23-24	32,231
N4	Washington State		W	14-6	13,716
N11	at Washington		W	3-0	51,500
N18	BYU		W	35-0	8,495
N25	at Oregon		W	6-2	21,300
D2	at Houston		L	12-23	12,000

1- Game played at Portland, Ore.



Head coach Tommy Prothro was carried from the field after defeating Oregon in the 1957 Civil War.



Date	Opponent	TV	AP Rank OSU/Opp.	Score	Attend.	
1962		(9-2)				
Coach: Tommy Prothro						
Final ranking: tie-16th-UPI						
S22	Iowa State ¹		W	39-35	30,430	
S29	at Iowa		L	8-28	54,400	
O6	at Stanford		-- / 12	W	27-0	36,500
O13	Washington ¹		-- / 7	L	13-14	30,030
O20	Pacific		W	40-6	12,021	
O27	West Virginia ¹		-- / 19	W	51-22	17,469
N3	at Washington State		24 / --	W	18-12	16,500
N10	at Idaho		W	32-0	9,500	
N17	Colorado State		18 / --	W	25-14	12,131
N24	Oregon	TV	W	20-17	28,447	
LIBERTY BOWL (Philadelphia, Pa.)						
D15	vs Villanova (Baker 99-yd. run)		17 / --	W	6-0	12,048


1 - Game played at Portland, Ore.



OSU star quarterback Terry Baker earned All-America accolades and the Heisman Trophy following the 1962 season (shown here while receiving congratulations from Robert Kennedy).

Date	Opponent	TV	AP Rank OSU/Opp.	Score	Attend.	
1963		(5-5)				
Coach: Tommy Prothro						
S21	at Utah		W	29-14	17,381	
S28	Colorado ¹		W	41-6	18,721	
O5	Baylor ¹		22 / 14	W	22-15	24,342
O12	at Washington		22 / --	L	7-34	53,700
O19	Washington State		W	30-6	17,810	
O26	at Syracuse		-- / 20	L	8-31	30,000
N2	Stanford		W	10-7	17,697	
N9	at Indiana		L	15-20	25,846	
N16	at USC		L	22-28	30,846	
N30	at Oregon		L	14-31	20,700	

1 - Game played at Portland, Ore.



In the 1962 Liberty Bowl, Terry Baker raced 99 yards for the game's only score.

Date	Opponent	TV	AP Rank OSU/Opp.	Score	Attend.	
1964		(8-3)				
Coach: Tommy Prothro						
Final ranking: 8th-AP, 8th-UPI						
S19	at Northwestern		L	3-7	35,805	
S26	at Colorado		W	14-7	17,500	
O3	at Baylor		W	13-6	23,000	
O10	Washington ¹		W	9-7	33,853	
O17	Idaho		W	10-7	13,527	
O24	Syracuse ¹		17 / --	W	31-13	24,236
O31	at Washington State		20 / --	W	24-7	16,000
N7	Indiana		16 / --	W	24-14	20,389
N14	at Stanford		18 / --	L	7-16	39,500
N21	Oregon		-- / 17	W	7-6	30,154
ROSE BOWL (Pasadena, Calif.)						
J1	vs Michigan		8 / 4	L	7-34	100,423

1 - Game played at Portland, Ore.

Date	Opponent	TV	AP Rank OSU/Opp.	Score	Attend.
1965		(5-5)			
Coach: Dee Andros					
S18	at Illinois		W	12-10	34,149
S25	Iowa ¹		L	7-27	24,778
O2	at USC		L	12-26	52,100
O9	at Northwestern		L	7-15	34,575
O16	at Idaho		W	16-14	13,000
O23	Utah		W	10-6	15,304
O30	Washington State		L	8-10	20,079
N6	at Syracuse		W	13-12	33,000
N13	at Washington		L	21-28	53,500
N20	at Oregon		W	19-14	21,000

1 - Game played at Portland, Ore.



Date	Opponent	TV	AP Rank OSU/Opp.	Score	Attend.
1966 (7-3)					
Coach: Dee Andros					
Final ranking: 19th-UPI					
S17	at Michigan		L	0-41	56,907
S24	at Iowa		W	17-3	43,276
O1	USC ¹		-- / 5	0-21	29,217
O8	Northwestern		L	6-14	22,497
O15	Idaho		W	14-7	16,144
O22	at Arizona State		W	18-17	29,118
O29	at Washington State		W	41-13	18,500
N5	Arizona ¹		W	31-12	13,067
N12	Washington		W	24-13	21,347
N19	Oregon		W	20-15	23,700

1 - Game played at Portland, Ore.

Date	Opponent	TV	AP Rank OSU/Opp.	Score	Attend.
1967 (7-2-1)					
Coach: Dee Andros					
Final ranking: 7th-AP, 8th-UPI					
S16	Stanford ¹		W	13-7	25,089
S23	at Arizona State		W	27-21	37,051
S30	at Iowa		W	38-18	48,313
O7	at Washington		L	6-13	55,000
O14	BYU		L	13-31	22,322
O21	at Purdue		-- / 2	W 22-14	60,147
O28	Washington State		W	35-7	18,115
N4	at UCLA		-- / 2	T 16-16	50,172
N11	USC		-- / 1	W 3-0	41,194
N18	at Oregon		8 / --	W 14-10	40,100



Dee Andros' "Giant Killers" toppled No. 2 Purdue, tied No. 2 UCLA and defeated No. 1 USC all within a month in the 1967 season.

Date	Opponent	TV	AP Rank OSU/Opp.	Score	Attend.
1968 (7-3)					
Coach: Dee Andros					
Final ranking: 15th-AP, 13th-UPI					
S21	at Iowa		8 / --	L 20-21	46,892
S28	at Utah		18 / --	W 24-21	19,265
O5	Washington	ABC	W	35-21	30,220
O12	at Kentucky		20 / --	L 34-35	32,000
O19	Arizona State ¹		W	28-9	27,507
O26	at Washington State		W	16-8	20,781
N2	at Stanford		W	29-7	29,000
N9	UCLA		15 / --	W 45-21	41,361
N16	at USC		13 / 1	L 13-17	59,236
N23	Oregon		16 / --	W 41-19	40,144

1 - Game played at Portland, Ore.

Date	Opponent	TV	AP Rank OSU/Opp.	Score	Attend.
1969 (6-4)					
Coach: Dee Andros					
S13	at UCLA		-- / 17	L 0-37	50,091
S20	at Iowa		W	42-14	51,800
S27	at Arizona State		-- / 18	W 30-7	50,025
O4	USC		-- / 5	L 7-31	38,013
O18	at Washington		W	10-6	52,500
O25	Utah ¹		L	3-7	27,910
N1	Stanford		-- / 16	L 0-33	30,198
N8	at California		W	35-3	22,000
N15	Washington State		W	38-3	23,679
N22	at Oregon		W	10-7	42,500

1 - Game played at Portland, Ore.

Date	Opponent	TV	AP Rank OSU/Opp.	Score	Attend.
1970 (6-5)					
Coach: Dee Andros					
S12	UCLA		-- / 18	L 9-14	23,520
S19	Iowa ¹		W	21-14	23,279
S26	at Oklahoma		-- / 14	W 23-14	54,700
O3	at USC		-- / 5	L 13-45	57,769
O10	Utah		W	31-21	23,897
O17	at Houston		-- / 19	L 16-19	37,791
O24	Washington		L	20-29	27,911
O31	at Stanford		-- / 6	L 10-48	65,000
N7	California		W	16-10	20,202
N14	vs Washington State ²		W	28-16	16,300
N21	Oregon		W	24-9	40,299

1 - Game played at Portland, Ore.

2 - Game played at Spokane, Wash.

Date	Opponent	TV	AP Rank OSU/Opp.	Score	Attend.
1971 (5-6)					
Coach: Dee Andros					
S11	at Georgia		-- / 18	L 25-56	50,709
S18	Iowa		W	33-19	24,092
S25	at Michigan State		L	14-31	62,184
O2	at UCLA		W	34-17	33,345
O9	at California		L	27-30	33,000
O16	Arizona State ¹		-- / 11	W 24-18	30,233
O23	at Washington		L	14-38	57,900
O30	Stanford		-- / 17	L 24-31	29,230
N6	at Arizona		L	22-34	31,000
N13	Washington State		W	21-14	20,385
N20	at Oregon		W	30-29	43,000

1 - Game played at Portland, Ore.

Date	Opponent	TV	AP Rank OSU/Opp.	Score	Attend.
1972 (2-9)					
Coach: Dee Andros					
S8	at San Diego State		L	8-17	32,829
S16	at USC		-- / 1	L 6-51	56,305
S23	at Iowa		L	11-19	51,229
S30	BYU		W	29-3	26,065
O7	at Arizona State		L	7-38	50,879
O14	UCLA		-- / 14	L 7-37	23,109
O21	at Washington State		L	7-37	22,100
O28	at Stanford		L	11-17	44,000
N4	Washington		L	16-23	31,923
N11	California ¹		W	26-23	16,624
N18	Oregon		L	3-30	41,544

1 - Game played at Portland, Ore.

Date	Opponent	TV	AP Rank OSU/Opp.	Score	Attend.
1973 (2-9)					
Coach: Dee Andros					
S15	at Auburn		-- / 12	L 9-18	45,000
S22	SMU		L	16-35	26,189
S29	at BYU		L	14-37	27,434
O6	USC		-- / 4	L 7-21	21,732
O13	at Washington		W	31-7	55,000
O20	at California		L	14-24	24,000
O27	Arizona State ¹		-- / 11	L 14-44	20,188
N3	Stanford		L	23-24	17,025
N10	Washington State		L	7-13	17,336
N17	at UCLA		-- / 8	L 14-56	18,540
N24	at Oregon		W	17-14	39,700

1 - Game played at Portland, Ore.



Date	Opponent	TV	AP Rank OSU/Opp.	Score	Attend.
1974 (3-8)					
Coach: Dee Andros					
S7	at Syracuse		L	15-23	23,410
S14	at Georgia		L	35-48	42,200
S21	at Ohio State		-- / 2	L 10-51	86,383
O5	at SMU		L	30-37	16,958
O12	Washington		W	23-9	26,951
O19	California		L	14-17	23,075
O26	at USC		-- / 6	L 10-31	52,392
N2	at Stanford		L	13-17	38,000
N9	at Washington State		W	17-3	17,500
N16	UCLA		L	14-33	21,118
N22	Oregon		W	35-16	32,516

1975 (1-10)					
Coach: Dee Andros					
S13	San Diego State ¹		L	0-25	18,760
S19	at USC		-- / 4	L 7-24	50,165
S27	at Kansas		L	0-20	47,210
O4	Grambling ¹		L	12-19	16,964
O11	Colorado State		L	8-17	20,688
O18	at California		L	24-51	31,758
O25	at Washington		L	7-35	43,500
N1	Stanford		L	22-28	12,803
N8	Washington State		W	7-0	13,489
N15	at UCLA		-- / 19	L 9-31	30,203
N22	at Oregon		L	7-14	35,000

¹ - Game played at Portland, Ore.

1976 (2-10)					
Coach: Craig Fertig					
S4	Kansas		-- / 19	L 16-28	29,952
S11	at Kentucky		L	13-38	56,723
S18	at Louisiana State		-- / 16	L 11-28	68,057
O2	at Syracuse		L	3-21	18,591
O9	Washington		L	12-24	27,096
O16	California		W	10-9	23,963
O23	at USC		-- / 7	L 0-56	53,218
O30	at Stanford		L	3-24	30,500
N6	at Washington State		L	24-29	20,122
N13	UCLA		-- / 2	L 14-45	22,151
N20	Oregon		L	14-23	35,611
N27	at Hawai'i		W	59-0	16,594

1977 (2-9)					
Coach: Craig Fertig					
S10	Syracuse		W	24-12	22,000
S17	USC		-- / 2	L 10-17	31,143
S24	at Arizona State		L	31-33	57,535
O1	at Tennessee		L	10-41	82,865
O8	BYU		-- / 13	W 24-19	33,965
O15	at California		-- / 20	L 17-41	33,400
O22	at Washington		L	6-14	46,667
O29	Stanford		-- / 15	L 7-26	20,196
N5	Washington State		L	10-24	22,657
N12	at UCLA		L	18-48	35,529
N19	at Oregon		L	16-28	34,068

1978 (3-7-1)					
Coach: Craig Fertig					
S9	BYU		L	7-10	19,651
S16	at Arizona		L	7-21	49,056
S23	at Tennessee		T	13-13	82,048
S30	Washington		L	0-34	30,000
O7	at Minnesota		W	17-14	35,803
O21	at USC		-- / 7	L 7-38	53,734
O28	at Stanford		L	6-24	39,214
N4	at Washington State		W	32-31	20,061
N11	UCLA		-- / 9	W 15-13	28,000
N18	Arizona State		L	22-44	23,500
N25	Oregon		L	3-24	36,000

Date	Opponent	TV	AP Rank OSU/Opp.	Score	Attend.
1979 (1-10)					
Coach: Craig Fertig					
S8	at New Mexico		L	16-35	27,525
S15	USC		-- / 1	L 5-42	32,000
S22	at Kansas State		L	16-22	32,600
S29	Arizona State		L	0-45	20,000
O6	at Washington		-- / 7	L 0-41	45,587
O13	at California		L	0-45	29,000
O20	San Jose State*		L	14-24	11,000
O27	Stanford		W	33-31	16,000
N3	Washington State		L	42-45	21,500
N17	at Arizona		L	18-42	45,162
N29	at Oregon		L	3-24	36,536

* - San Jose State later forfeited the game

1980 (0-11)					
Coach: Joe Avezzano					
S13	at Wyoming		L	10-30	20,113
S20	at Arizona State		L	14-42	64,831
S27	at Texas	TV	-- / 7	L 0-35	60,381
O11	Washington		L	6-41	33,000
O18	at California		L	6-27	30,454
O25	Long Beach State		L	21-31	20,000
N1	at Stanford		L	13-54	43,294
N8	at Washington State		L	7-28	15,561
N15	Oregon		L	21-40	41,600
N22	Arizona		L	7-24	15,300
N29	vs UCLA ¹		-- / 14	L 3-34	86,000

¹ - Game played at Tokyo, Japan

1981 (1-10)					
Coach: Joe Avezzano					
S12	Fresno State		W	31-28	28,000
S19	at LSU		L	24-27	74,962
S26	at Minnesota	ABC	L	12-42	30,890
O3	USC		-- / 1	L 22-56	33,000
O10	Washington State		L	0-23	32,500
O17	at Washington		L	17-56	48,971
O24	at Oklahoma		L	3-42	74,807
O31	at California		L	3-45	25,000
N7	Stanford		L	9-63	22,000
N14	Arizona		L	7-40	12,000
N21	at Oregon		L	17-47	31,142

1982 (1-9-1)					
Coach: Joe Avezzano					
S11	at Arizona		L	12-38	35,599
S18	at LSU		L	7-45	78,425
S25	San Jose State		L	13-17	22,000
O2	at Stanford		L	5-45	41,138
O9	at Washington State		T	14-14	22,937
O16	Washington	WTBS	-- / 1	L 17-34	38,000
O23	at USC		-- / 12	L 0-38	50,035
O30	California		L	14-28	25,000
N6	at Arizona State		-- / 4	L 16-30	62,316
N20	Montana		W	30-10	20,000
N27	Oregon		L	6-7	36,000

1983 (2-8-1)					
Coach: Joe Avezzano					
S3	at Arizona		-- / 14	L 6-50	40,570
S10	at Portland State		W	51-14	26,102
S17	USC		-- / 14	L 10-33	28,000
S24	at Colorado		L	14-38	33,504
O1	UNLV		L	21-35	26,500
O8	at Washington		-- / 16	L 7-34	58,693
O15	at California	TV	L	19-45	35,147
O29	Stanford		W	31-18	22,000
N5	Washington State	TV	L	9-27	18,000
N12	at Arizona State		L	3-38	65,058
N19	at Oregon		T	0-0	33,176





The Beavers defeated UCLA in 1989, 18-17, on national television prompting the fans to tear down the goalposts.

Date	Opponent	TV	AP Rank OSU/Opp.	Score	Attend.
1984 (2-9)					
Coach: Joe Avezzano					
S8	at Ohio State		-- / 6	L 14-22	88,072
S15	Arizona ¹			L 8-27	25,139
S22	Wyoming			W 41-14	25,000
S29	at Idaho			L 22-41	10,700
O6	Washington		-- / 3	L 7-19	40,000
O13	California			W 9-6	20,000
O20	at Arizona State			L 10-45	64,614
O27	Stanford			L 21-28	18,000
N3	at Washington State			L 3-20	26,000
N10	at UCLA			L 17-26	34,116
N17	Oregon			L 6-31	39,000

¹ - Game played at Portland, Ore.

Date	Opponent	TV	AP Rank OSU/Opp.	Score	Attend.
1985 (3-8)					
Coach: Dave Kragthorpe					
S7	Idaho			W 43-28	26,154
S14	California ¹			W 23-20	21,182
S21	Fresno State			L 24-33	31,162
S28	at Grambling			L 6-23	13,396
O5	at USC			L 0-63	50,624
O12	Washington State			L 0-34	27,236
O19	at Washington			W 21-20	56,544
N2	Arizona			L 6-27	21,384
N9	at Stanford	WTBS		L 24-39	26,000
N16	at UCLA		-- / 13	L 0-41	45,102
N23	at Oregon			L 13-34	41,805

¹ - Game played at Portland, Ore.

Date	Opponent	TV	AP Rank OSU/Opp.	Score	Attend.
1986 (3-8)					
Coach: Dave Kragthorpe					
S13	at Fresno State			L 0-27	34,557
S20	at Michigan		-- / 3	L 12-31	104,748
S27	Stanford			L 7-17	21,125
O4	at Washington State			L 14-24	25,200
O11	at California			W 14-12	33,500
O18	at Arizona		-- / 16	L 12-23	52,669
O25	Boise State			W 34-3	21,264
N1	UCLA ¹		-- / 15	L 0-49	23,703
N8	Washington		-- / 13	L 12-28	29,541
N15	at BYU			W 10-7	63,321
N22	Oregon			L 28-49	36,204

¹ - Game played at Portland, Ore.

Date	Opponent	TV	AP Rank OSU/Opp.	Score	Attend.
1987 (2-9)					
Coach: Dave Kragthorpe					
S12	at Georgia		-- / 20	L 7-41	73,211
S19	San Jose State			W 36-34	24,342
S26	at Texas	KGW		L 16-61	53,389
O3	at USC	KGW		L 14-48	47,979
O10	Akron			W 42-26	23,516
O17	at Arizona	KGW		L 17-31	48,494
O24	Arizona State			L 21-30	20,595
O31	at Washington			L 12-28	66,392
N7	UCLA		-- / 7	L 17-52	20,104
N14	Stanford			L 7-38	15,751
N21	at Oregon			L 0-44	44,157

Date	Opponent	TV	AP Rank OSU/Opp.	Score	Attend.
1988 (4-6-1)					
Coach: Dave Kragthorpe					
S3	Arizona			L 13-24	23,142
S10	at San Jose State			W 41-27	17,183
S17	California			W 17-16	25,266
S24	at Colorado			L 21-28	41,297
O1	Fresno State			W 21-10	28,179
O8	at UCLA		-- / 2	L 21-38	46,550
O22	at Stanford			T 20-20	35,500
O29	USC		-- / 3	L 20-41	31,117
N5	at Arizona State			L 24-30	70,508
N12	at Washington State		-- / 20	L 27-36	19,702
N19	Oregon			W 21-10	40,597

Date	Opponent	TV	AP Rank OSU/Opp.	Score	Attend.
1989 (4-7-1)					
Coach: Dave Kragthorpe					
S9	Stanford			W 20-16	30,223
S16	at Washington State		-- / 23	L 3-41	26,883
S23	at Boise State			W 37-30	22,315
S30	at Nebraska		-- / 3	L 7-35	76,290
O7	at Fresno State			L 18-35	35,164
O14	Arizona State			T 17-17	29,239
O21	UCLA	ABC		W 18-17	21,510
O28	at California			W 25-14	29,000
N4	at USC		-- / 9	L 6-48	65,430
N11	Washington			L 14-51	32,147
N18	at Oregon			L 21-30	46,807
N25	at Hawai'i		-- / 24	L 21-23	45,763

Date	Opponent	TV	AP Rank OSU/Opp.	Score	Attend.
1990 (1-10)					
Coach: Dave Kragthorpe					
S1	Montana			L 15-22	25,201
S8	at Kansas			L 12-38	28,500
S15	UNLV			L 20-45	17,272
S22	at Stanford			L 3-37	45,000
S29	at Nebraska		-- / 8	L 7-31	76,061
O13	Arizona		-- / 21	W 35-21	21,653
O20	Washington State			L 24-55	27,245
O27	at UCLA			L 17-26	42,427
N3	at Arizona State			L 9-34	56,325
N10	USC	Prime Network	-- / 23	L 7-56	18,795
N17	Oregon			L 3-6	35,962

Date	Opponent	TV	AP Rank OSU/Opp.	Score	Attend.
1991 (1-10)					
Coach: Jerry Pettibone					
S7	Utah			L 10-22	25,812
S14	at UNLV			L 9-23	19,141
S21	Fresno State			L 20-24	22,047
O5	at Washington State			L 7-55	25,100
O12	Arizona State			L 7-24	23,833
O19	UCLA	Prime Network		L 7-44	25,734
O26	at Stanford			L 10-40	21,416
N2	at Arizona			L 21-45	42,082
N9	California		-- / 7	L 14-27	20,798
N16	Washington		-- / 3	L 6-58	31,588
N23	at Oregon			W 14-3	42,131



Date	Opponent	TV	AP Rank OSU/Opp.	Score	Attend.
1992 (1-9-1)					
Coach: Jerry Pettibone					
S5	Kansas		L	20-49	28,591
S12	Fresno State		W	46-36	22,326
S19	Arizona		T	14-14	25,187
S26	at Utah	Prime Network	L	9-42	32,298
O3	at California		L	0-42	46,500
O10	Washington State		L	10-35	30,459
O17	at Arizona State		L	13-40	39,278
O24	Stanford		-- / 16	L 21-27	26,594
N7	at UCLA		L	14-26	32,513
N14	at Washington		-- / 6	L 16-45	70,149
N21	Oregon		L	0-7	35,547

1993 (4-7)					
Coach: Jerry Pettibone					
S4	at Wyoming		W	27-16	22,923
S11	at Fresno State		L	30-48	40,048
S17	at Washington State		L	6-51	24,682
S24	Arizona		-- / 15	L 0-33	27,215
O2	Arizona State		W	30-14	24,865
O9	Pacific		W	42-7	28,349
O16	at USC	Prime Network	L	9-34	44,363
O23	UCLA	Prime Network	-- / 19	L 17-20	30,108
O30	at Stanford		L	27-31	42,000
N6	Washington		L	21-28	33,944
N20	at Oregon	Prime Network	W	15-12	42,267

1994 (4-7)					
Coach: Jerry Pettibone					
S3	at Arizona State	Prime Network	L	16-22	44,628
S10	Wyoming		W	44-31	28,037
S17	at Fresno State	Prime Network	L	14-24	36,379
O1	at Arizona		-- / 6	L 10-30	54,245
O8	USC	Prime Network	L	19-27	33,892
O15	at UCLA	Prime Network	W	23-14	35,347
O22	Stanford		L	29-35	33,259
O29	at Washington		-- / 15	L 10-24	70,071
N5	Pacific		W	24-12	24,282
N12	Washington State		-- / 24	W 21-3	26,438
N19	Oregon	ABC	-- / 12	L 13-17	37,010

1995 (1-10)					
Coach: Jerry Pettibone					
S2	Idaho		W	14-7	32,024
S9	at Pacific		L	10-23	10,763
S16	at North Texas		L	27-30	18,613
S23	at Arizona State		L	11-20	41,802
S30	Washington		-- / 18	L 16-26	32,989
O7	at Washington State		L	14-40	31,876
O21	California	Prime Network	L	12-13	26,573
O28	at Stanford		L	3-24	30,665
N4	Arizona	Prime Network	L	9-14	22,913
N11	USC	Prime Network	-- / 12	L 10-28	21,851
N18	at Oregon	Prime Network	-- / 16	L 10-12	46,114

1996 (2-9)					
Coach: Jerry Pettibone					
S7	Montana		L	14-35	28,166
S14	at USC	FOX Net	-- / 16	L 17-46	48,069
S21	at Baylor	FOX NW	L	10-42	42,327
S28	at California		L	42-48 OT	34,000
O12	Washington State		L	3-24	26,722
O19	Stanford		W	26-12	21,305
O26	at Arizona		L	7-33	43,716
N2	Arizona State		-- / 4	L 14-29	21,946
N9	at Washington		-- / 19	L 3-42	71,072
N16	Northern Illinois		W	67-28	17,215
N23	Oregon		L	13-49	35,822

1997 (3-8)					
Coach: Mike Riley					
S6	North Texas		W	33-7	30,818
S20	Stanford		-- / 21	L 24-27	26,244
S27	Arizona State		-- / 25	L 10-13	25,873
O4	San Jose State		W	26-12	19,168
O11	Utah State		W	24-16	23,210
O18	at UCLA	FOX Net synd.	-- / 17	L 10-34	38,165
O25	Washington	FOX Net synd.	-- / 7	L 17-45	28,067
N1	at California		L	14-33	32,000
N8	at Arizona		L	7-27	39,754
N15	USC		L	0-23	20,938
N22	at Oregon		L	30-48	45,735

AP Rank

Date	Opponent	TV	OSU/Opp.	Score	Attend.
1998 (5-6)					
Coach: Mike Riley					
S5	Nevada		W	48-6	27,426
S12	Baylor		W	27-17	26,243
S19	at USC	OSU Network	-- / 18	L 20-40	45,629
S26	at Arizona State	OSU Network	L	3-24	59,630
O3	at Utah State		W	20-16	11,682
O10	at Stanford		W	30-23	34,298
O17	Arizona		-- / 16	L 7-28	30,231
O24	at Washington		L	34-35	71,552
O31	California		L	19-20	23,594
N7	UCLA	FOX Net	-- / 3	L 34-41	26,017
N21	Oregon	FOX Net	-- / 15	W 44-41 OT	37,777

STADIUM NAME CHANGED TO RESER STADIUM

1999 (7-5)					
Coach: Dennis Erickson					
S4	at Nevada		W	28-13	29,167
S11	Fresno State		W	46-23	30,339
S18	Georgia Southern		W	48-41	27,031
O2	at USC	FOX West 2	-- / 16	L 29-37	43,795
O9	Washington	FOX Net synd.	L	21-47	35,470
O16	at Stanford		L	17-21	37,419
O23	UCLA	FOX Net synd.	W	55-7	33,427
O30	at Washington State		W	27-13	34,240
N6	California	FOX Net synd.	W	17-7	35,520
N13	Arizona	FOX Net	W	28-20	33,314
N20	at Oregon	FOX Net	L	14-25	46,115

DAHU BOWL					
O25	at Hawai'i	ESPN	L	17-23	40,974



The late Tavita Moala's (2) fumble recovery sealed OSU's sixth win of 1999, ensuring a .500 record for the first time since 1970.

2000 (11-1)					
Coach: Dennis Erickson					
Final ranking: 4th-AP, 4th-ESPN/USA Today, 6th-BCS					
S2	Eastern Washington		W	21-19	30,782
S9	at New Mexico		W	28-20	30,830
S23	San Diego State		W	35-3	32,027
S30	USC	FOX West 2, L.A.	-- / 8	W 31-21	33,775
O7	at Washington	FOX Net	23 / 13	L 30-33	73,145
O14	Stanford	FOX Net	23 / --	W 38-6	34,777
O21	at UCLA		19 / 23	W 44-38	48,293
O28	Washington State		18 / --	W 38-9	34,491
N4	at California		14 / --	W 38-32	36,000
N11	at Arizona	FOX Net	10 / --	W 33-9	44,109
N18	Oregon	ABC	8 / 5	W 23-13	36,044
FIESTA BOWL (Tempe, Ariz.)					
J1	vs. Notre Dame	ABC	5 / 10	W 41-9	75,428



Date	Opponent	TV	AP Rank OSU/Opp.	Score	Attend.
2001 (5-6)					
Coach: Dennis Erickson					
S2	at Fresno State	ESPN2	10 / --	L 24-44	42,410
S8	at New Mexico State		22 / --	W 27-22	27,238
S29	UCLA	ABC, reg.	19 / 12	L 7-38	36,521
O6	at Washington State	BSN		L 27-34	35,283
O13	Arizona	FOX Net		W 38-3	36,619
O20	at Arizona State			L 24-41	54,114
O27	California			W 19-10	36,142
N3	at USC	ABC, reg.		L 13-16 OT	44,880
N10	Washington	FOX Net	-- / 8	W 49-24	36,682
N17	Northern Arizona			W 45-10	39,096
D1	at Oregon	ABC	-- / 4	L 14-17	46,075

2002 (8-5)					
Coach: Dennis Erickson					
A29	Eastern Kentucky	FOX NW		W 49-10	35,546
S5	at Temple	FOX NW		W 35-3	20,162
S14	UNLV	TBS		W 47-17	36,121
S21	Fresno State	FOX Net		W 59-19	36,457
S28	at USC	FOX Net	23 / 18	L 0-22	56,417
O5	UCLA	ABC, reg.		L 35-43	36,529
O12	at Arizona State	BSN		L 9-13	47,434
O26	California			W 24-13	36,603
N2	Arizona			W 38-3	36,644
N9	at Washington			L 29-41	72,557
N16	at Stanford			W 31-21	29,850
N23	Oregon	ABC, Oregon		W 45-24	37,154

INSIGHT.COM BOWL (Phoenix, Ariz.)
 D26 vs. Pittsburgh¹ ESPN L 13-38 40,533

2003 (8-5)					
Coach: Mike Riley					
A28	Sacramento State	BSN		W 40-7	35,614
S5	at Fresno State	ESPN		L 14-16	35,553
S13	New Mexico State			W 28-16	35,831
S20	Boise State	TBS		W 26-24	35,963
S27	Arizona State	FOX Net		W 45-17	36,122
O4	at California			W 35-21	39,150
O18	Washington	TBS	24 / --	L 17-38	37,034
O25	at Washington State	FOX Net	22 / 6	L 30-36	35,117
N1	Arizona			W 52-23	36,178
N15	Stanford			W 43-3	36,251
N22	at Oregon	ABC, reg.		L 20-34	58,102
D6	at USC	ABC	-- / 2	L 28-52	73,864

LAS VEGAS BOWL (Las Vegas, Nev.)
 D24 vs. New Mexico ESPN W 55-14 25,437

2004 (7-5)					
Coach: Mike Riley					
S4	at LSU	ESPN	-- / 3	L 21-22 OT	91,828
S10	at Boise State	ESPN		L 34-53	30,950
S18	New Mexico			W 17-7	35,950
S25	at Arizona State	FSN NW	-- / 22	L 14-27	63,312
O2	California	FSN	-- / 10	L 7-49	36,003
O16	at Washington			W 29-14	65,351
O23	Washington State			W 38-19	36,265
O30	at Arizona	BSN		W 28-14	47,245
N6	USC	FSN	-- / 1	L 20-28	36,412
N13	at Stanford			W 24-19	27,850
N20	Oregon	FSN		W 50-21	37,042

INSIGHT BOWL (Phoenix, Ariz.)
 D28 Notre Dame ESPN W 38-21 45,917

2005 (5-6)					
Coach: Mike Riley					
S3	Portland State	BSN		W 41-14	42,263
S10	Boise State	FSN		W 30-27	42,876
S17	at Louisville	ESPN	-- / 11	L 27-63	42,647
S24	Arizona State	TBS	-- / 18	L 24-42	41,374
O1	Washington State			W 44-33	42,908
O15	at California	ABC	-- / 18	W 23-20	57,174
O22	at UCLA	TBS	-- / 8	L 28-51	49,932
O29	Arizona			L 27-29	40,759
N5	at Washington	FSN NW		W 18-10	60,717
N12	Stanford	BSN/FSN Bay Area		L 17-20	42,960
N19	at Oregon	FSN	-- / 10	L 14-56	58,525

Date	Opponent	TV	AP Rank OSU/Opp.	Score	Attend.
2006 (10-4)					
Coach: Mike Riley					
Final ranking: 21st-AP, 22nd-ESPN/USA Today, 22nd-BCS					
A31	Eastern Washington	FSN NW		W 56-17	38,071
S7	at Boise State	ESPN		L 14-42	30,711
S23	Idaho	FSN NW		W 38-0	40,317
S30	California		-- / 20	L 13-41	39,309
O7	Washington State	FSN NW		L 6-13	42,951
O14	at Washington	FSN NW		W 27-17	62,656
O21	at Arizona			W 17-10	57,113
O28	USC	FSN	-- / 3	W 33-31	42,871
N4	Arizona State			W 44-10	38,274
N11	at UCLA	FSN NW		L 7-25	67,532
N18	at Stanford	FSN NW		W 30-7	38,502
N24	Oregon	FSN		W 30-28	44,015
D2	at Hawai'i	ESPN	-- / 24	W 35-32	50,000

BRUT SUN BOWL (El Paso, Texas)
 D29 vs. Missouri CBS 24 / -- W 39-38 48,732

2007 (9-4)					
Coach: Mike Riley					
Final ranking: 25th-AP					
A30	Utah	FSN NW		W 24-7	40,409
S6	at Cincinnati	ESPN		L 3-34	25,020
S15	Idaho State	FSN NW		W 61-10	38,491
S22	at Arizona State			L 32-44	56,099
S29	UCLA	FSN		L 14-40	41,137
O6	Arizona			W 31-16	40,489
O13	at California	Versus	-- / 2	W 31-28	63,995
O27	Stanford			W 23-6	42,089
N3	at USC	ABC	-- / 13	L 3-24	85,713
N10	Washington	FSN		W 29-23	45,629
N17	at Washington State	FSN NW		W 52-17	22,660
D1	at Oregon	ESPN2	-- / 18	W 38-31 OT	59,050

EMERALD BOWL (San Francisco, Calif.)
 D28 vs. Maryland ESPN W 21-14 32,517

2008 (9-4)					
Coach: Mike Riley					
Final rankings: 18th-AP, 19th-USA Today					
A28	at Stanford	ESPN2		L 28-36	30,223
S6	at Penn State	ABC	-- / 22	L 14-45	108,159
S13	Hawai'i	FSN NW		W 45-7	45,059
S25	USC	ESPN	-- / 1	W 27-21	42,839
O2	at Utah	Versus	-- / 15	L 28-31	45,599
O11	Washington State	FSN NW		W 66-13	45,289
O18	at Washington	Versus		W 34-13	63,996
N1	Arizona State	FSN		W 27-25	44,109
N8	at UCLA	FSN Prime Ticket		W 34-6	83,478
N15	California	ABC	23 / --	W 34-21	45,969
N22	at Arizona	Versus	21 / --	W 19-17	48,503
N29	Oregon	Versus	17 / 19	L 38-65	46,319

75th BRUT SUN BOWL (El Paso, Texas)
 D31 vs. Pittsburgh CBS 24 / 19 W 3-0 49,037

2009 (8-5)					
Coach: Mike Riley					
S5	Portland State	FSN NW		W 34-7	41,679
S12	at UNLV	CBS College Sports		W 23-21	25,967
S19	Cincinnati	FSN	-- / 17	L 18-28	41,909
S26	Arizona	Versus		L 32-37	42,119
O3	at Arizona State	Versus		W 28-17	45,373
O10	Stanford	FSN		W 38-28	41,979
O24	at USC	ABC	-- / 4	L 36-42	89,718
O31	UCLA	FSN NW / Prime Ticket		W 26-19	41,009
N7	at California	FSN	-- / 23	W 31-14	56,496
N14	Washington	FSN NW	-- / --	W 48-21	45,274
N21	at Washington State		20 / --	W 42-10	16,167
D3	at Oregon	ESPN	13 / 7	L 33-37	59,597

MAACO BOWL LAS VEGAS (Las Vegas, Nev.)
 D22 vs. BYU ESPN 16 / 15 L 20-44 40,018



Date	Opponent	TV	AP Rank OSU/Opp.	Score	Attend.
2010 (5-7)					
Coach: Mike Riley					
S4	vs. TCU ¹	ESPN	22 / 7	L 21-30	46,138
S18	Louisville	FSN NW	25 / --	W 35-28	45,379
S25	at Boise State	ABC	24 / 3	L 24-37	34,137
O2	Arizona State	FSN NW		W 31-28	45,409
O9	at Arizona	Versus	-- / 9	W 29-27	56,054
O16	at Washington	ESPN	24 / --	L 34-35 2OT	65,235
O30	California	FOX College Sports		W 35-7	45,439
N6	at UCLA	Versus		L 14-17	64,330
N13	Washington State	FSN NW		L 14-31	45,389
N20	USC	ABC	-- / 20	W 36-7	44,969
N27	at Stanford	Versus	-- / 7	L 0-38	38,775
D4	Oregon	ABC	-- / 1	L 20-37	46,469

¹ - Game played at Dallas, Texas

2011 (3-9)					
Coach: Mike Riley					
S3	Sacramento State			L 28-29 OT	41,581
S10	at Wisconsin	ESPN	-- / 8	L 0-35	80,337
S24	UCLA	FOX College Sports		L 19-27	44,352
O1	at Arizona State	FOX College Sports	-- / 25	L 20-35	57,437
O8	Arizona	FOX College Sports		W 37-27	40,403
O15	BYU	FOX College Sports		L 28-38	42,584
O22	vs. Washington State ¹	FSN		W 44-21	49,219
O29	at Utah	ROOT Sports NW		L 8-27	45,017
N5	Stanford	ABC	-- / 4	L 13-38	42,835
N12	at California	ROOT Sports NW		L 6-23	39,602
N19	Washington	ROOT Sports NW		W 38-21	42,766
N26	at Oregon	ABC	-- / 10	L 21-49	59,802

¹ - Game played at Seattle, Wash.

2012 (9-4)					
Coach: Mike Riley					
Final rankings: 20th-AP, 19th-USA Today					
S8	Wisconsin	FX	-- / 13	W 10-7	42,189
S22	at UCLA	ABC	-- / 19	W 27-20	54,636
S29	at Arizona	PAC12	18 / --	W 38-35	44,153
O6	Washington State	PAC12	14 / --	W 19-6	46,579
O13	at BYU	ABC	10 / --	W 42-24	63,489
O20	Utah	ESPN2	8 / --	W 21-7	45,769
O27	at Washington	PAC12	7 / --	L 17-20	60,842
N3	Arizona State	ESPN2	13 / --	W 36-26	45,979
N10	at Stanford	FOX	13 / 16	L 23-27	47,127
N17	California	PAC12	15 / --	W 62-14	43,779
N24	Oregon	PAC12	16 / 5	L 24-48	47,249
D1	Nicholls State	PAC12	16 / --	W 77-3	32,427

VALERO ALAMO BOWL (San Antonio, Texas)

D29	vs. Texas	ESPN	15 / --	L 27-31	65,277
-----	-----------	------	---------	---------	--------

2013 (7-6)					
Coach: Mike Riley					
A31	Eastern Washington	PAC12	25 / --	L 46-49	41,649
S7	Hawai'i	PAC12	-- / --	W 33-14	38,179
S14	at Utah	FOX Sports 1	-- / --	W 51-48 OT	45,221
S21	at San Diego State	CBSSN	-- / --	W 34-30	32,133
S28	Colorado	PAC12	-- / --	W 44-17	44,279
O12	at Washington State	ESPNU	-- / --	W 52-24	31,955
O19	at California	PAC12	-- / --	W 49-17	44,671
O26	Stanford	ESPN	25 / 8	L 12-20	44,519
N1	USC	ESPN2	-- / --	L 14-31	45,379
N16	at Arizona State	PAC12	-- / 21	L 17-30	62,386
N23	Washington	ESPN2	-- / --	L 27-69	43,779
N29	at Oregon	FOX Sports 1	-- / 12	L 35-36	58,330

SHERATON HAWAII BOWL (Honolulu, Hawai'i)

D24	vs. Boise State	ESPN	-- / --	W 38-23	29,106
-----	-----------------	------	---------	---------	--------

2014 (5-7)					
Coach: Mike Riley					
A30	Portland State	PAC12	-- / --	W 29-14	40,309
S6	at Hawai'i	CBSSN	-- / --	W 38-30	29,050
S20	San Diego State	FOX Sports 1	-- / --	W 28-7	41,339
S27	at USC	ESPN	-- / 18	L 10-35	74,521
O4	at Colorado	PAC12	-- / --	W 36-31	36,415
O16	Utah	PAC12 & MyNet	-- / 20	L 23-29 OT	40,479
O25	at Stanford	ESPN2	-- / --	L 14-38	48,401
N1	California	PAC12	-- / --	L 31-45	42,479
N8	Washington State	PAC12	-- / --	L 32-39	44,377
N15	Arizona State	ESPN	-- / 7	W 35-27	40,525
N22	at Washington	PAC12	-- / --	L 13-37	65,036
N29	Oregon	ABC	-- / 3	L 19-47	45,722

Date	Opponent	TV	AP Rank OSU/Opp.	Score	Attend.
2015 (2-10)					
Coach: Gary Andersen					
S4	Weber State	PAC12	-- / --	W 26-7	35,160
S12	at Michigan	ABC	-- / --	L 7-35	109,651
S19	San Jose State	PAC12	-- / --	W 35-21	34,573
S25	Stanford	FS1	-- / 21	L 24-42	37,302
O10	at Arizona	FS1	-- / --	L 7-44	52,987
O17	at Washington State	PAC12	-- / --	L 31-52	32,952
O24	Colorado	PAC12	-- / --	L 13-17	36,977
O31	at Utah	PAC12	-- / 13	L 12-27	45,853
N7	UCLA	PAC12	-- / 22	L 0-41	38,074
N14	at California	PAC12	-- / --	L 24-54	41,874
N21	Washington	PAC12	-- / --	L 7-52	34,390
N27	at Oregon	PAC12	-- / 17	L 42-52	57,814

2016 (4-8)					
Coach: Gary Andersen					
S1	at Minnesota	BIG TEN	-- / --	L 23-30	44,582
S17	Idaho State	PAC12	-- / --	W 37-7	38,052
S24	Boise State	FS1	-- / --	L 24-38	42,846
O1	at Colorado	PAC12	-- / --	L 6-47	46,839
O8	California	PAC12	-- / --	W 47-44 OT	34,066
O15	Utah	PAC12	-- / 21	L 14-19	32,093
O22	at Washington	PAC12	-- / 5	L 17-41	65,796
O29	Washington State	ESPN2	-- / --	L 31-35	37,081
N5	at Stanford	FS1	-- / --	L 15-26	38,813
N12	at UCLA	PAC12	-- / --	L 24-38	64,813
N19	Arizona	PAC12	-- / --	W 42-17	35,059
N26	Oregon	PAC12	-- / --	W 34-24	44,160

2017 (1-11)					
Coaches: Gary Andersen, Cory Hall (Interim starting game 7)					
A26	at Colorado State	CBS SN	-- / --	L 27-58	37,583
S2	Portland State	PAC12	-- / --	W 35-32	34,737
S9	Minnesota	FS1	-- / --	L 14-48	35,208
S16	at Washington State	PAC12	-- / 21	L 23-52	32,487
S30	Washington	PAC12	-- / 6	L 7-42	37,821
O7	at USC	PAC12	-- / 14	L 10-38	60,314
O14	Colorado	PAC12	-- / --	L 33-36	33,785
O26	Stanford	ESPN	-- / 20	L 14-15	30,912
N4	at California	PAC12	-- / --	L 23-37	35,440
N11	at Arizona	ESPN2	-- / --	L 28-49	40,984
N18	Arizona State	PAC12	-- / --	L 24-40	36,063
N25	at Oregon	ESPN2	-- / --	L 10-69	57,475

2018 (2-10)					
Coach: Jonathan Smith					
S1	at Ohio State	ABC	-- / 5	L 31-77	102,168
S8	Southern Utah	PAC12	-- / --	W 48-25	36,448
S15	at Nevada	ESPNU	-- / --	L 35-37	20,462
S22	Arizona	PAC12	-- / --	L 14-35	33,022
S29	at Arizona State	PAC12	-- / --	L 24-52	51,447
O6	Washington State	PAC12	-- / --	L 37-56	34,429
O20	California	PAC12	-- / --	L 7-49	32,390
O27	at Colorado	PAC12	-- / --	W 41-34 OT	48,050
N3	USC	FS1	-- / --	L 21-38	35,187
N10	at Stanford	PAC12	-- / --	L 17-48	34,671
N17	at Washington	PAC12	-- / 17	L 23-42	66,469
N23	Oregon	FS1	-- / --	L 15-55	39,776



ALL-TIME SERIES RECORDS

OPPONENT	TOTAL	H	A	N	LAST
Akron.....	1-0	1-0	0-0	0-0	1987
Albany Athletic Club.....	1-0	1-0	0-0	0-0	1906
Arizona.....	15-24-1	8-10-1	6-13	1-1*	2018
Arizona State.....	14-28-1	8-6-1	4-21	2-1*	2018
Astoria Athletic Club.....	1-0	1-0	0-0	0-0	1907
Auburn.....	0-1	0-0	0-1	0-0	1973
Baylor.....	3-1	1-0	1-1	1-0*	1998
Boise State.....	5-4	3-1	1-3	1-0	2016
BYU.....	6-5	4-3	2-1	0-1	2012
California.....	33-38	15-13	16-22	2-3*	2018
Camp Beale.....	0-0-1	0-0-1	0-0	0-0	1945
Camp Lewis.....	0-1	0-0	0-1	0-0	1918
Carnegie Tech.....	0-0-1	0-0	0-0	0-0-1*	1927
Catholic YMCA.....	1-0	1-0	0-0	0-0	1909
Chemawa.....	4-1	4-1	0-0	0-0	1921
Cincinnati.....	0-2	0-1	0-1	0-0	2009
Columbia Athletic Club.....	2-0	2-0	0-0	0-0	1908
Colorado.....	6-5	1-2	3-3	2-0*	2018
Colorado State.....	1-2	1-1	0-1	0-0	2017
Corvallis Athletic Association.....	1-0	1-0	0-0	0-0	1894
Detroit.....	1-1	0-0	1-1	0-0	1932
Duke.....	1-0	0-0	1-0	0-0	1941
Eastern Kentucky.....	1-0	1-0	0-0	0-0	2002
Eastern Washington.....	2-1	2-1	0-0	0-0	2013
Fordham.....	1-1	0-0	1-1	0-0	1933
Field Hospital Corps-Vancouver	3-0	2-0	1-0	0-0	1918
Fresno State.....	5-8	5-2	0-6	0-0	2003
Georgia.....	0-3	0-0	0-3	0-0	1987
Georgia Southern.....	1-0	1-0	0-0	0-0	1999
Gonzaga.....	6-0-1	5-0-1	1-0	0-0-1*	1935
Grambling.....	0-2	0-0	0-1	0-1*	1985
Hawai'i.....	7-3	2-0	5-3	0-0	2014
Hawaiian All-Stars.....	1-1	0-0	1-1	0-0	1939
Houston.....	1-2	1-0	0-2	0-0	1970
Idaho.....	36-7	24-2	10-2	1-1*	2006
				1-1^	
				1-0**	
Idaho State.....	2-0	2-0	0-0	0-0	2016
Illinois.....	1-0	0-0	1-0	0-0	1965
Indiana.....	2-1	1-0	1-1	0-0	1964
Iowa.....	5-7	1-0	3-5	0-1	1972
				1-1*	
Iowa State.....	1-0	0-0	0-0	1-0*	1962
Kansas.....	2-4	0-2	1-2	1-0*	1992
Kansas State.....	0-1	0-0	0-1	0-0	1979
Kentucky.....	0-2	0-0	0-2	0-0	1976
Lewis & Clark.....	3-1	3-0	0-1	0-0	1903
Linfield.....	3-0	3-0	0-0	0-0	1935
Long Beach State.....	0-0	0-1	0-0	0-0	1980
Louisville.....	1-1	1-0	0-1	0-0	2010
LSU.....	0-4	0-0	0-4	0-0	2004
Marquette.....	1-0	0-0	1-0	0-0	1926
Maryland.....	1-0	0-0	0-0	1-0	2007
Michigan.....	0-5	0-0	0-4	0-1	2015
Michigan State.....	2-6-1	0-1	1-5-1	1-0*	1971
Minnesota.....	1-4	0-1	1-3	0-0	2017
Missouri.....	2-0	0-0	1-0	1-0	2006
Montana.....	12-2-2	9-2-1	2-0-1	1-0*	1996
Multnomah Athletic Club.....	7-11-4	4-3-4	3-8	0-0	1926
Nebraska.....	2-9	0-0	1-7	1-2*	1990
Nevada.....	3-1	2-0	1-1	0-0	2018
New Mexico.....	3-1	1-0	1-1	1-0	2004
New Mexico State.....	2-0	1-0	1-0	0-0	2003
New York University.....	1-0	0-0	1-0	0-0	1928
Nicholls State.....	1-0	1-0	0-0	0-0	2012
North Texas.....	1-1	1-0	0-1	0-0	1997
Northern Arizona.....	1-0	1-0	0-0	0-0	2001
Northern Illinois.....	1-0	1-0	0-0	0-0	1996
Northwestern.....	1-3	0-1	1-2	0-0	1966
Notre Dame.....	2-0	0-0	0-0	2-0	2004
Occidental.....	1-0	0-0	1-0	0-0	1912

OPPONENT	TOTAL	H	A	N	LAST
Ohio State.....	0-3	0-0	0-3	0-0	2018
Oklahoma.....	1-1	0-0	1-1	0-0	1981
Oregon.....	47-65-10	20-31-6	23-30-3	4-3*	2018
				0-1-1***	
Pacific University.....	12-0-3	11-0-2	0-0-1	1-0	1934
University of the Pacific.....	3-2	3-0	0-2	0-0	1995
Penn State.....	0-1	0-0	0-1	0-0	2008
Pittsburgh.....	1-1	0-0	0-0	1-1	2008
Portland.....	10-2	7-0	3-2	0-0	1948
Portland Meds.....	1-0	1-0	0-0	0-0	1904
Portland State.....	5-0	4-0	1-0	0-0	2017
Puget Sound.....	1-0	1-0	0-0	0-0	1908
Purdue.....	1-0	0-0	1-0	0-0	1967
Sacramento State.....	1-1	1-1	0-0	0-0	2011
St. Vincent (LA).....	1-0	0-0	1-0	0-0	1907
San Diego State.....	3-2	2-0	1-1	0-1*	2014
San Francisco.....	1-1	0-1	1-0	0-0	1934
San Jose State.....	4-2^^	3-1	1-1	0-0	2015
Santa Clara.....	0-1	0-0	0-0	0-1	1942
SMU.....	0-2	0-1	0-1	0-0	1974
Southern Oregon.....	1-0	1-0	0-0	0-0	1933
Southern Utah.....	1-0	1-0	0-0	0-0	2018
Standifer Shipbuilders.....	1-0	0-0	1-0	0-0	1918
Stanford.....	25-57-3	13-21-1	10-30-2	2-6*	2018
Syracuse.....	3-5	1-0	1-3	1-2	1977
TCU.....	0-1	0-0	0-0	0-1	2010
Temple.....	1-0	0-0	1-0	0-0	2002
Tennessee.....	0-1-1	0-0	0-1-1	0-0	1978
Texas.....	0-3	0-0	0-2	0-1	1987
Texas Tech.....	0-1	0-0	0-1	0-0	1959
UC Davis.....	4-0	4-0	0-0	0-0	1930
UCLA.....	16-43-4	8-14-1	8-24-3	0-4*	2016
				0-1****	
UNLV.....	2-3	1-2	1-1	0-0	2009
USC.....	11-63-4	5-14	3-42-3	2-6-1*	2018
				1-0*****	
				0-1^^	
Utah.....	11-9-1	5-3-1	4-5	2-1*	2016
Utah State.....	3-0	2-0	1-0	0-0	1998
Villanova.....	1-0	0-0	1-0	0-0	1962
Washington.....	34-65-4	10-21	18-37-2	5-7-1*	2018
				0-0-1***	
Washington State.....	48-53-3	25-22	18-25-2	5-5-1*	2018
Weber State.....	1-0	1-0	0-0	0-0	2015
West Coast Army.....	1-0	1-0	0-0	0-0	1932
West Virginia.....	2-0	1-0	0-0	1-0*	1962
Western Oregon.....	4-0	2-0	2-0	0-0	1931
Whitman.....	12-0	7-0	5-0	0-0	1925
Willamette.....	21-2	18-0	3-2	0-0	1937
Wisconsin.....	1-2	1-0	0-2	0-0	2012
Wyoming.....	3-2	2-0	1-2	0-0	1994

* indicates games took place in Portland, Ore.
 ** indicates games took place in Salem, Ore.
 *** indicates games took place in Albany, Ore.
 **** indicates game took place in Tokyo, Japan
 ***** indicates game took place in Tacoma, Wash.
 ^ indicates games took place in Boise, Idaho
 ^^ indicates game took place in Pasadena, Calif.
 ^^ indicates 1979 game was later forfeited by San Jose State

OVERTIME HISTORY

DATE	OPPONENT	RESULT	SCORE
Sept. 28, 1996	at California	Loss	42-48 (3 OT)
Nov. 21, 1998	Oregon	Win	44-41 (2 OT)
Nov. 3, 2001	at USC	Loss	13-16
Sept. 4, 2004	at LSU	Loss	21-22
Dec. 1, 2007	at Oregon	Win	38-31 (2 OT)
Oct. 16, 2010	at Washington	Loss	34-35 (2 OT)
Sept. 3, 2011	Sacramento State	Loss	28-29
Sept. 14, 2013	at Utah	Win	51-48
Oct. 16, 2014	Utah	Loss	23-29
Oct. 8, 2016	California	Win	47-44
Oct. 27, 2018	at Colorado	Win	41-34



A complete list of Oregon State series records is available at osubeavers.com.

OSU VS. THE PAC-12

(Ties are considered 1/2 win and 1/2 loss on pct.)

OPPONENT	OSU WINS	OPP WINS	TIES	PCT
Utah	11	9	1	.548
Colorado	6	5	0	.545
Washington State	47	53	3	.471
California	33	38	0	.465
Oregon	47	65	10	.426
Arizona	15	24	1	.388
Washington	34	65	4	.350
Arizona State	13	29	1	.314
Stanford	25	57	3	.312
UCLA	16	43	4	.286
USC	11	63	4	.167

ARIZONA

GAMES: 39
WON BY OSU: 15
CORVALLIS: 8-10-1
ARIZONA: 24
PORTLAND: 1-1
TUCSON: 6-13
TIED: 1

YEAR	W/L	SCORE	SITE
1966	W	31-12	Portland
1971	L	22-34	Tucson
1978	L	7-21	Tucson
1979	L	18-42	Tucson
1980	L	7-24	Corvallis
1981	L	7-40	Corvallis
1982	L	12-38	Tucson
1983	L	6-50	Tucson
1984	L	8-27	Portland
1985	L	6-27	Corvallis
1986	L	12-23	Tucson
1987	L	17-31	Tucson
1988	L	13-24	Corvallis
1990	W	35-21	Corvallis
1991	L	21-45	Tucson
1992	T	14-14	Corvallis
1993	L	0-33	Corvallis
1994	L	10-30	Tucson
1995	L	9-14	Corvallis
1996	L	7-33	Tucson
1997	L	7-27	Tucson
1998	L	7-28	Corvallis
1999	W	28-20	Corvallis
2000	W	33-9	Tucson
2001	W	38-3	Corvallis
2002	W	38-3	Corvallis
2003	W	52-23	Corvallis
2004	W	28-14	Tucson
2005	L	27-29	Corvallis
2006	W	17-10	Tucson
2007	W	31-16	Corvallis
2008	W	19-17	Tucson
2009	L	32-37	Corvallis
2010	W	29-27	Tucson
2011	W	37-27	Corvallis
2012	W	38-35	Tucson
2015	L	7-44	Tucson
2016	W	42-17	Corvallis
2017	L	28-49	Tucson
2018	L	14-35	Corvallis

ARIZONA SERIES NOTES

OSU points.....	814
Arizona points.....	1,053
Record at Corvallis.....	8-10-1
Record at Tucson.....	6-13
Record at Portland.....	1-1
Games decided by 3 pts or less.....	3-1-1
Games decided by 7 pts or less.....	4-3-1
Longest winning streak.....	6 (1999-2004)
Longest losing streak.....	12 (1971-1988)
Current streak.....	Lost 2
Last 10 games.....	6-4
Biggest win.....	38-3 (2001 & 2002)
Biggest loss.....	50-6 (1983)

ARIZONA STATE

GAMES: 43
WON BY OSU: 13
CORVALLIS: 7-8-1
ASU: 29
PORTLAND: 2-1
TEMPE: 4-20
TIED: 1

YEAR	W/L	SCORE	SITE
1961	L	14-23	Tempe
1966	W	18-17	Tempe
1967	W	27-21	Tempe
1968	W	28-8	Portland
1969	W	30-7	Tempe
1971	W	24-18	Portland
1972	L	7-38	Tempe
1973	L	14-44	Portland
1977	L	31-33	Tempe
1978	L	22-44	Corvallis
1979	L	0-45#	Corvallis
1980	L	14-42	Tempe
1982	L	16-30	Tempe
1983	L	3-38	Tempe
1984	L	10-45	Tempe
1987	L	21-30	Corvallis
1988	L	24-30	Tempe
1989	T	17-17	Corvallis
1990	L	9-34	Tempe
1991	L	7-24	Corvallis
1992	L	13-40	Tempe
1993	W	30-14	Corvallis
1994	L	16-22	Tempe
1995	L	11-20	Tempe
1996	L	14-29	Corvallis
1997	L	10-13	Corvallis
1998	L	3-24	Tempe
2001	L	24-41	Tempe
2002	L	9-13	Tempe
2003	W	45-17	Corvallis
2004	L	14-27	Tempe
2005	L	24-42	Corvallis
2006	W	44-10	Corvallis
2007	L	32-44	Tempe
2008	W	27-25	Corvallis
2009	W	28-17	Tempe
2010	W	31-28	Corvallis
2011	L	20-35	Tempe
2012	W	36-26	Corvallis
2013	L	17-30	Tempe
2014	W	35-27	Corvallis
2017	L	24-40	Corvallis
2018	L	24-52	Tempe

Indicates later forfeited

ARIZONA STATE SERIES NOTES

OSU points.....	876
Arizona State points.....	1,215
Record at Corvallis.....	7-8-1
Record at Tempe.....	4-20
Record at Portland.....	2-1
Games decided by 3 pts or less.....	3-2-1
Games decided by 7 pts or less.....	5-5-1
Longest winning streak.....	5 (1966-1971)
Longest losing streak.....	11 (1972-1988)
Current streak.....	Lost 2
Last 10 games.....	5-5
Biggest win.....	44-10 (2006)
Biggest loss.....	45-0 (1979) - later forfeited

CALIFORNIA

GAMES: 71
WON BY OSU: 33
CORVALLIS: 15-13
PORTLAND: 2-3
CALIFORNIA: 38
BERKELEY: 15-22
SAN FRANCISCO: 0-1
TIED: 0

YEAR	W/L	SCORE	SITE
1905	L	0-10	Berkeley
1917	L	3-14	Berkeley
1919	L	14-21	Berkeley
1920	L	7-17	Corvallis
1923	L	0-26	Berkeley
1926	W	17-7	Berkeley
1936	L	0-7	Corvallis

YEAR	W/L	SCORE	SITE
1937	L	6-24	Berkeley
1938	L	7-13	Berkeley
1939	W	21-0	Corvallis
1940	W	19-13	Berkeley
1941	W	6-0	Berkeley
1942	W	13-8	Corvallis
1946	W	28-7	Berkeley
1948	L	0-42	Berkeley
1949	L	0-41	Portland
1950	L	0-27	Portland
1951	L	14-35	Berkeley
1953	L	0-26	Portland
1954	L	7-46	Berkeley
1955	W	16-14	Berkeley
1956	W	21-13	Corvallis
1957	W	21-19	Berkeley
1958	W	14-8	Corvallis
1959	W	24-20	Berkeley
1960	L	6-14	Corvallis
1969	W	35-3	Berkeley
1970	W	16-10	Corvallis
1971	L	27-30	Berkeley
1972	W	26-23	Portland
1973	L	14-24	Berkeley
1974	L	14-17	Corvallis
1975	L	24-51	Berkeley
1976	W	10-9	Corvallis
1977	L	17-41	Berkeley
1979	L	0-45	Berkeley
1980	L	6-27	Berkeley
1981	L	3-45	Berkeley
1982	L	14-28	Corvallis
1983	L	19-45	Berkeley
1984	W	9-6	Corvallis
1985	W	23-20	Portland
1986	W	14-12	Berkeley
1988	W	17-16	Corvallis
1989	W	25-14	Berkeley
1991	L	14-27	Corvallis
1992	L	0-42	Berkeley
1995	L	12-13	Corvallis
1996	L	42-48 (30T)	Berkeley
1997	L	14-33	Berkeley
1998	L	19-20	Corvallis
1999	W	17-7	Corvallis
2000	W	38-32	Berkeley
2001	W	19-10	Corvallis
2002	W	24-13	Corvallis
2003	W	35-21	Berkeley
2004	L	7-49	Corvallis
2005	W	23-20	Berkeley
2006	L	13-41	Corvallis
2007	W	31-28	Berkeley
2008	W	34-21	Corvallis
2009	W	31-14	Berkeley
2010	W	35-7	Corvallis
2011	L	6-23	San Francisco
2012	W	62-14	Corvallis
2013	W	49-17	Berkeley
2014	L	31-45	Corvallis
2015	L	24-54	Berkeley
2016	W	47-44 (DT)	Corvallis
2017	L	23-37	Berkeley
2018	L	7-49	Corvallis

CALIFORNIA SERIES NOTES

OSU points.....	1,234
California points.....	1,622
Record at Corvallis.....	15-13
Record at Berkeley.....	15-22
Record at Portland.....	2-3
Record at San Francisco.....	0-1
Games decided by 3 pts or less.....	11-4
Games decided by 7 pts or less.....	17-9
Longest winning streak.....	5 (1939-46, 55-59, 84-89 & 99-03)
Longest losing streak.....	6 (1948-54, 77-83, 91-98)
Current streak.....	Lost 2
Last 10 games.....	5-5
Biggest win.....	62-14 (2012)
Biggest loss.....	45-0 (1979)



COLORADO

GAMES: 11

WON BY OSU: 6

COLORADO: 5

TIED: 0

CORVALLIS: 1-2

PORTLAND: 2-0

BOULDER: 3-3

YEAR	W/L	SCORE	SITE
1931	W	16-0	Portland
1963	W	41-6	Portland
1964	W	14-7	Boulder
1983	L	14-38	Boulder
1988	L	21-28	Boulder
2013	W	44-17	Corvallis
2014	W	36-31	Boulder
2015	L	13-17	Corvallis
2016	L	6-47	Boulder
2017	L	33-36	Corvallis
2018	W	41-34 (OT)	Boulder

COLORADO SERIES NOTES

OSU points	279
Colorado points	261
Record at Corvallis	1-2
Record at Boulder	3-3
Record at Portland	2-0
Games decided by 3 pts or less	0-1
Games decided by 7 pts or less	2-3
Longest winning streak	3 (1931-64)
Longest losing streak	3 (2015-17)
Current streak	Won 1
Biggest win	41-6 (1963)
Biggest loss	6-47 (2016)

OREGON

GAMES: 122

WON BY OSU: 47

OREGON: 65

TIED: 10

CORVALLIS: 20-31-6

EUGENE: 23-30-3

PORTLAND: 4-3

ALBANY: 0-1-1

YEAR	W/L	SCORE	SITE
1894	W	16-0	Corvallis
1895	L	0-44	Eugene
1896	L	0-2	Eugene
	L	8-12	Corvallis
1897	W	26-8	Eugene
1898	L	0-38	Corvallis
1899	L	0-38	Eugene
1902	T	0-0	Corvallis
1903	L	0-5	Eugene
1904	L	5-6	Corvallis
1905	L	0-6	Eugene
1906	T	0-0	Corvallis
1907	W	4-0	Eugene
1908	L	0-8	Portland
1909	L	0-12	Eugene
1910	L	0-12	Corvallis
1912	L	0-3	Albany
1913	T	10-10	Albany
1914	T	3-3	Corvallis
1915	L	0-9	Eugene
1916	L	0-27	Corvallis
1917	W	14-7	Portland
1918	L	6-13	Corvallis
1919	L	0-9	Eugene
1920	T	0-0	Corvallis
1921	T	0-0	Eugene
1922	L	0-10	Corvallis
1923	W	6-0	Eugene
1924	L	3-7	Corvallis
1925	W	24-13	Eugene
1926	W	16-0	Corvallis
1927	W	31-7	Eugene
1928	L	0-12	Corvallis
1929	L	0-16	Eugene
1930	W	15-0	Corvallis
1931	T	0-0	Eugene
1932	L	6-12	Corvallis
1933	L	3-13	Portland
1934	L	6-9	Portland
1935	L	0-13	Eugene
1936	W	18-0	Corvallis

YEAR	W/L	SCORE	SITE
1937	W	14-0	Eugene
1938	W	14-0	Portland
1939	W	19-14	Eugene
1940	L	0-20	Corvallis
1941	W	12-7	Eugene
1942	W	39-2	Corvallis
1945	W	19-6	Corvallis
	W	13-12	Eugene
1946	W	13-0	Corvallis
1947	L	6-14	Eugene
1948	L	0-10	Corvallis
1949	W	20-10	Eugene
1950	W	14-2	Portland
1951	W	14-7	Eugene
1952	W	22-19	Portland
1953	W	7-0	Eugene
1954	L	14-33	Corvallis
1955	L	0-28	Eugene
1956	T	14-14	Corvallis
1957	W	10-7	Eugene
1958	L	0-20	Corvallis
1959	W	15-7	Eugene
1960	T	14-14	Corvallis
1961	W	6-2	Eugene
1962	W	20-17	Corvallis
1963	L	14-31	Eugene
1964	W	7-6	Corvallis
1965	W	19-14	Eugene
1966	W	20-15	Corvallis
1967	W	14-10	Eugene
1968	W	41-19	Corvallis
1969	W	10-7	Eugene
1970	W	24-9	Corvallis
1971	W	30-29	Eugene
1972	L	3-30	Corvallis
1973	W	17-14	Eugene
1974	W	35-16	Corvallis
1975	L	7-14	Eugene
1976	L	14-23	Corvallis
1977	L	16-28	Eugene
1978	L	3-24	Corvallis
1979	L	3-24	Eugene
1980	L	21-40	Corvallis
1981	L	17-47	Eugene
1982	L	6-7	Corvallis
1983	T	0-0	Eugene
1984	L	6-31	Corvallis
1985	L	13-34	Eugene
1986	L	28-49	Corvallis
1987	L	0-44	Eugene
1988	W	21-10	Corvallis
1989	L	21-30	Eugene
1990	L	3-6	Corvallis
1991	W	14-3	Eugene
1992	L	0-7	Corvallis
1993	W	15-12	Eugene
1994	L	13-17	Corvallis
1995	L	10-12	Eugene
1996	L	13-49	Corvallis
1997	L	30-48	Eugene
1998	W	44-41 (2OT)	Corvallis
1999	L	14-25	Eugene
2000	W	23-13	Corvallis
2001	L	14-17	Eugene
2002	W	45-24	Corvallis
2003	L	20-34	Eugene
2004	W	50-21	Corvallis
2005	L	14-56	Eugene
2006	W	30-28	Corvallis
2007	W	38-31 (2OT)	Eugene
2008	L	38-65	Corvallis
2009	L	33-37	Eugene
2010	L	20-37	Corvallis
2011	L	21-49	Eugene
2012	L	24-48	Corvallis
2013	L	35-36	Eugene
2014	L	19-47	Corvallis
2015	L	42-52	Eugene
2016	W	34-24	Corvallis

YEAR	W/L	SCORE	SITE
2017	L	10-69	Eugene
2018	L	15-55	Corvallis

OREGON SERIES NOTES

OSU points	1,630
Oregon points	2,127
Record at Corvallis	20-31-6
Record at Eugene	23-30-3
Record at Portland	4-3
Record at Albany	0-1-1
Games decided by 3 pts or less	9-9-10
Games decided by 7 pts or less	21-19-10
Longest winning streak	8 (1964-71)
Longest losing streak	8 (1975-82 & 2008-15)
Current streak	Lost 2
Last 10 games	1-9
Biggest win	39-2 (1942)
Biggest loss	69-10 (2017)

STANFORD

GAMES: 85

WON BY OSU: 25

STANFORD: 57

TIED: 3

CORVALLIS: 13-21-1

PORTLAND: 2-6

STANFORD: 10-30-2

YEAR	W/L	SCORE	SITE
1919	L	6-14	Corvallis
1921	L	7-14	Stanford
1922	L	0-6	Corvallis
1925	L	10-26	Stanford
1927	L	6-20	Portland
1929	L	7-40	Stanford
1930	L	7-13	Stanford
1931	L	7-25	Stanford
1932	L	0-27	Portland
1934	L	0-17	Portland
1936	L	14-20	Portland
1937	T	0-0	Stanford
1938	W	6-0	Corvallis
1939	W	12-0	Stanford
1940	L	14-28	Stanford
1941	W	10-0	Corvallis
1942	L	13-49	Stanford
1946	T	0-0	Corvallis
1947	W	13-7	Stanford
1949	L	7-27	Stanford
1950	L	0-21	Portland
1951	L	14-35	Stanford
1952	L	28-41	Stanford
1953	L	0-21	Portland
1955	W	10-0	Portland
1956	W	20-19	Stanford
1957	W	21-14	Corvallis
1958	W	24-16	Stanford
1959	L	22-39	Corvallis
1960	W	25-21	Stanford
1961	L	0-34	Corvallis
1962	W	27-0	Stanford
1963	W	10-7	Corvallis
1964	L	7-16	Stanford
1967	W	13-7	Portland
1968	W	29-7	Stanford
1969	L	0-33	Corvallis
1970	L	10-48	Stanford
1971	L	24-31	Corvallis
1972	L	11-17	Stanford
1973	L	23-24	Corvallis
1974	L	13-17	Stanford
1975	L	22-28	Corvallis
1976	L	3-24	Stanford
1977	L	7-26	Corvallis
1978	L	6-24	Stanford
1979	W	33-31	Corvallis
1980	L	13-54	Stanford
1981	L	9-63	Corvallis
1982	L	5-45	Stanford
1983	W	31-18	Corvallis
1984	L	21-28	Corvallis
1985	L	24-39	Stanford



YEAR	W/L	SCORE	SITE
1986	L	7-17	Corvallis
1987	L	7-38	Corvallis
1988	T	20-20	Stanford
1989	W	20-16	Corvallis
1990	L	3-37	Stanford
1991	L	10-40	Stanford
1992	L	21-27	Corvallis
1993	L	27-31	Stanford
1994	L	29-35	Corvallis
1995	L	3-24	Stanford
1996	W	26-12	Corvallis
1997	L	24-27	Corvallis
1998	W	30-23	Stanford
1999	L	17-21	Stanford
2000	W	38-6	Corvallis
2002	W	31-21	Stanford
2003	W	43-3	Corvallis
2004	W	24-19	Stanford
2005	L	17-20	Corvallis
2006	W	30-7	Stanford
2007	W	23-6	Corvallis
2008	L	28-36	Stanford
2009	W	38-28	Corvallis
2010	L	0-38	Stanford
2011	L	13-38	Corvallis
2012	L	23-27	Stanford
2013	L	12-20	Corvallis
2014	L	14-38	Stanford
2015	L	24-42	Corvallis
2016	L	15-26	Stanford
2017	L	14-15	Corvallis
2018	L	17-48	Stanford

STANFORD SERIES NOTES

OSU points	1,296
Stanford points	2,020
Record at Corvallis	12-21-1
Record at Stanford	10-30-2
Record at Portland	2-6
Games decided by 3 pts or less	2-4-3
Games decided by 7 pts or less	10-17-3
Longest winning streak	4 (1955-58 & 2000-04)
Longest losing streak	11 (1919-36)
Current streak	Lost 9
Last 10 games	1-9
Biggest win	43-3 (2003)
Biggest loss	63-9 (1981)

UCLA

GAMES: 63		
WON BY OSU: 16	UCLA: 43	TIED: 4
CORVALLIS: 8-14-1	LOS ANGELES: 8-24-3	
PORTLAND: 0-4	TOKYO: 0-1	

YEAR	W/L	SCORE	SITE
1930	W	19-0	Los Angeles
1934	L	7-25	Los Angeles
1935	L	7-20	Portland
1936	L	13-22	Los Angeles
1937	T	7-7	Corvallis
1938	T	6-6	Los Angeles
1939	T	13-13	Los Angeles
1940	W	7-0	Los Angeles
1941	W	19-0	Corvallis
1942	L	7-30	Los Angeles
1946	L	7-50	Los Angeles
1947	L	7-27	Portland
1948	W	28-0	Los Angeles
1949	L	13-35	Los Angeles
1950	L	13-20	Los Angeles
1951	L	0-7	Portland
1952	L	0-57	Los Angeles
1953	L	0-41	Los Angeles
1954	L	0-61	Corvallis
1955	L	0-38	Los Angeles
1956	W	21-7	Corvallis
1957	L	7-26	Los Angeles
1958	W	14-0	Corvallis
1967	T	16-16	Los Angeles
1968	W	45-21	Corvallis

YEAR	W/L	SCORE	SITE
1969	L	0-37	Los Angeles
1970	L	9-14	Corvallis
1971	W	34-17	Los Angeles
1972	L	7-37	Corvallis
1973	L	14-56	Los Angeles
1974	L	14-33	Corvallis
1975	L	9-31	Los Angeles
1976	L	14-45	Corvallis
1977	L	18-48	Los Angeles
1978	W	15-13	Corvallis
1980	L	3-34	Tokyo
1984	L	17-26	Los Angeles
1985	L	0-41	Los Angeles
1986	L	0-49	Portland
1987	L	17-52	Corvallis
1988	L	21-38	Los Angeles
1989	W	18-17	Corvallis
1990	L	17-26	Los Angeles
1991	L	7-44	Corvallis
1992	L	14-26	Los Angeles
1993	L	17-20	Corvallis
1994	W	23-14	Los Angeles
1997	L	10-34	Los Angeles
1998	L	34-41	Corvallis
1999	W	55-7	Corvallis
2000	W	44-38	Los Angeles
2001	L	7-38	Corvallis
2002	L	35-43	Corvallis
2005	L	28-51	Los Angeles
2006	L	7-25	Los Angeles
2007	L	14-40	Corvallis
2008	W	34-6	Los Angeles
2009	W	26-19	Corvallis
2010	L	14-17	Los Angeles
2011	L	19-27	Corvallis
2012	W	27-20	Los Angeles
2015	L	0-41	Corvallis
2016	L	24-38	Los Angeles

UCLA SERIES NOTES

OSU points	942
UCLA points	1,732
Record at Corvallis	8-14-1
Record at Los Angeles	8-24-3
Record at Portland	0-4
Record at Tokyo	0-1
Games decided by 3 pts or less	2-2-4
Games decided by 7 pts or less	6-6-4
Longest winning streak	2 (1940-41, 1999-2000 & 2008-09)
Longest losing streak	7 (1949-55)
Current streak	Lost 2
Last 10 games	3-7
Biggest win	55-7 (1999)
Biggest loss	61-0 (1954)

USC

GAMES: 78		
WON BY OSU: 11	USC: 63	TIED: 4
CORVALLIS: 5-14	LOS ANGELES: 3-42-3	
PORTLAND: 2-6-1	TACOMA: 1-0	PASADENA: 0-1

YEAR	W/L	SCORE	SITE
1914	W	38-6	Tacoma
1916	W	16-7	Los Angeles
1921	L	0-7	Pasadena
1924	L	3-17	Portland
1925	L	0-28	Los Angeles
1926	L	7-17	Portland
1927	L	12-13	Los Angeles
1928	L	0-19	Los Angeles
1929	L	7-21	Los Angeles
1930	L	7-27	Los Angeles
1931	L	0-30	Los Angeles
1932	L	0-10	Los Angeles
1933	T	0-0	Portland
1934	T	6-6	Los Angeles
1935	W	13-7	Los Angeles
1936	L	7-38	Los Angeles
1937	T	12-12	Los Angeles

YEAR	W/L	SCORE	SITE
1938	L	0-7	Los Angeles
1939	L	7-19	Portland
1940	T	0-0	Los Angeles
1941	L	7-13	Los Angeles
1945	L	7-34	Los Angeles
1946	W	6-0	Portland
1947	L	6-48	Los Angeles
1948	L	6-21	Los Angeles
1951	L	14-16	Los Angeles
1952	L	6-28	Portland
1953	L	0-37	Los Angeles
1954	L	0-34	Los Angeles
1956	L	13-21	Los Angeles
1957	W	20-0	Portland
1958	L	0-21	Los Angeles
1959	L	6-27	Portland
1960	W	14-0	Los Angeles
1963	L	22-28	Los Angeles
1965	L	12-26	Los Angeles
1966	L	0-21	Portland
1967	W	3-0	Corvallis
1968	L	13-17	Los Angeles
1969	L	7-31	Corvallis
1970	L	13-45	Los Angeles
1972	L	6-51	Los Angeles
1973	L	7-21	Corvallis
1974	L	10-31	Los Angeles
1975	L	7-24	Los Angeles
1976	L	0-56	Los Angeles
1977	L	10-17	Corvallis
1978	L	7-38	Los Angeles
1979	L	5-42	Corvallis
1981	L	22-56	Corvallis
1982	L	0-38	Los Angeles
1983	L	10-33	Corvallis
1985	L	0-63	Los Angeles
1987	L	14-48	Los Angeles
1988	L	20-41	Corvallis
1989	L	6-48	Los Angeles
1990	L	7-56	Corvallis
1993	L	9-34	Los Angeles
1994	L	19-27	Corvallis
1995	L	10-28	Corvallis
1996	L	17-46	Los Angeles
1997	L	0-23	Corvallis
1998	L	20-40	Los Angeles
1999	L	29-37	Los Angeles
2000	W	31-21	Corvallis
2001	L	13-16 (OT)	Los Angeles
2002	L	0-22	Los Angeles
2003	L	28-52	Los Angeles
2004	L	20-28	Corvallis
2006	W	33-31	Corvallis
2007	L	3-24	Los Angeles
2008	W	27-21	Corvallis
2009	L	36-42	Los Angeles
2010	W	36-7	Corvallis
2013	L	14-31	Corvallis
2014	L	10-35	Los Angeles
2017	L	10-38	Los Angeles
2018	L	21-38	Corvallis

USC SERIES NOTES

OSU points	827
USC points	2,063
Record at Corvallis	5-14
Record at Los Angeles	3-42-3
Record at Portland	2-6-1
Record at Pasadena	0-1
Record at Tacoma	1-0
Games decided by 3 pts or less	2-3-4
Games decided by 7 pts or less	5-10-4
Longest winning streak	2 (1914-16)
Longest losing streak	26 (1968-99)
Current streak	Lost 4
Last 10 games	3-7
Biggest win	38-6 (1914)
Biggest loss	63-0 (1985)



UTAH

GAMES: 21

WON BY OSU: 11

UTAH: 9

TIED: 1

CORVALLIS: 5-3-1

PORTLAND: 2-1

SLC: 4-5

YEAR	W/L	SCORE	SITE
1931	W	12-0	Portland
1947	L	6-7	Salt Lake City
1948	T	20-20	Corvallis
1949	W	27-7	Portland
1951	W	61-28	Corvallis
1952	W	14-7	Salt Lake City
1963	W	29-14	Salt Lake City
1965	W	10-6	Corvallis
1968	W	24-21	Salt Lake City
1969	L	3-7	Portland
1970	W	31-21	Corvallis
1991	L	10-21	Corvallis
1992	L	9-42	Salt Lake City
2007	W	24-7	Corvallis
2008	L	28-31	Salt Lake City
2011	L	8-27	Salt Lake City
2012	W	21-7	Corvallis
2013	W	51-48 OT	Salt Lake City
2014	L	23-29 OT	Corvallis
2015	L	12-27	Salt Lake City
2016	L	14-19	Corvallis

UTAH SERIES NOTES

OSU points.....	437
Utah points.....	396
Record at Corvallis.....	5-3-1
Record at Salt Lake City.....	4-5
Record at Portland.....	2-1
Games decided by 3 pts or less.....	2-2-1
Games decided by 7 pts or less.....	4-5-1
Longest winning streak.....	6 (1949-68)
Longest losing streak.....	3 (2014-16)
Current streak.....	Lost 3
Last 10 games.....	3-7
Biggest win.....	61-28 (1951)
Biggest loss.....	42-9 (1992)

WASHINGTON

GAMES: 103

WON BY OSU: 34

UW: 65

TIED: 4

CORVALLIS: 10-20

SEATTLE: 19-37-2

PORTLAND: 5-7-1

ALBANY: 0-0-1

YEAR	W/L	SCORE	SITE
1897	W	16-0	Corvallis
1902	L	5-16	Seattle
1903	L	0-5	Corvallis
1904	W	26-5	Seattle
1905	W	16-0	Corvallis
1906	T	0-0	Seattle
1908	L	0-32	Seattle
1909	L	0-21	Corvallis
1910	L	0-22	Seattle
1911	L	0-34	Seattle
1912	L	3-9	Portland
1913	L	0-47	Seattle
1914	T	0-0	Albany
1916	L	0-35	Seattle
1917	T	0-0	Seattle
1918	L	0-6	Seattle
1920	W	3-0	Seattle
1921	W	24-0	Corvallis
1922	L	3-14	Seattle
1923	L	0-14	Corvallis
1924	L	3-6	Seattle
1928	W	29-0	Seattle
1934	L	7-14	Seattle
1936	L	7-19	Seattle
1937	W	6-3	Seattle
1938	W	13-6	Seattle
1939	W	13-7	Seattle
1940	L	0-19	Seattle
1941	W	9-6	Portland
1942	L	0-13	Seattle

YEAR	W/L	SCORE	SITE
1945	L	0-13	Portland
	W	7-6	Seattle
1946	W	21-12	Portland
1947	W	14-7	Seattle
1948	T	14-14	Portland
1949	W	7-3	Seattle
1950	L	6-35	Portland
1951	W	40-14	Seattle
1952	L	13-38	Portland
1953	L	0-28	Seattle
1954	L	7-17	Portland
1955	W	13-7	Seattle
1956	W	28-20	Portland
1957	L	6-19	Seattle
1958	W	14-12	Portland
1959	L	6-13	Seattle
1960	L	29-30	Portland
1961	W	3-0	Seattle
1962	L	13-14	Portland
1963	L	7-34	Seattle
1964	W	9-7	Portland
1965	L	21-28	Seattle
1966	W	24-13	Corvallis
1967	L	6-13	Seattle
1968	W	35-21	Corvallis
1969	W	10-6	Seattle
1970	L	20-29	Corvallis
1971	L	14-38	Seattle
1972	L	16-23	Corvallis
1973	W	31-7	Seattle
1974	W	23-9	Corvallis
1975	L	7-35	Seattle
1976	L	12-24	Corvallis
1977	L	6-14	Seattle
1978	L	0-34	Corvallis
1979	L	0-41	Seattle
1980	L	6-41	Corvallis
1981	L	15-56	Seattle
1982	L	17-34	Corvallis
1983	L	7-34	Seattle
1984	L	7-19	Corvallis
1985	W	21-20	Seattle
1986	L	12-28	Corvallis
1987	L	12-28	Seattle
1989	L	14-51	Corvallis
1991	L	6-58	Corvallis
1992	L	16-45	Seattle
1993	L	21-28	Corvallis
1994	L	10-24	Seattle
1995	L	16-26	Corvallis
1996	L	3-42	Seattle
1997	L	17-45	Corvallis
1998	L	34-35	Seattle
1999	L	21-47	Corvallis
2000	L	30-33	Seattle
2001	W	49-24	Corvallis
2002	L	29-41	Seattle
2003	L	17-38	Corvallis
2004	W	29-14	Seattle
2005	W	18-10	Seattle
2006	W	27-17	Seattle
2007	W	29-23	Corvallis
2008	W	34-13	Seattle
2009	W	48-21	Corvallis
2010	L	34-35 (20T)	Seattle
2011	W	38-21	Corvallis
2012	L	17-20	Seattle
2013	L	27-69	Corvallis
2014	L	13-37	Seattle
2015	L	7-52	Corvallis
2016	L	17-41	Seattle
2017	L	7-42	Corvallis
2018	L	23-42	Seattle

WASHINGTON SERIES NOTES

OSU points.....	1,413
Washington points.....	2,285
Record at Corvallis.....	10-21
Record at Seattle.....	19-37-2
Record at Portland.....	5-7-1
Record at Albany.....	0-0-1
Games decided by 3 pts or less.....	8-7-4
Games decided by 7 pts or less.....	15-16-4
Longest winning streak.....	6 (2004-09)
Longest losing streak.....	13 (1986-2000)
Current streak.....	Lost 7
Last 10 games.....	2-8
Biggest win.....	29-0 (1928)
Biggest loss.....	58-6 (1991)

WASHINGTON STATE

GAMES: 103

WON BY OSU: 47

WSU: 53

TIED: 3

CORVALLIS: 23-24

PULLMAN: 19-24-2

PORTLAND: 4-5-1

SEATTLE: 1-0

YEAR	W/L	SCORE	SITE
1903	W	6-0	Corvallis
1905	W	29-0	Pullman
1910	W	9-3	Portland
1911	W	6-0	Corvallis
1912	L	9-10	Pullman
1913	W	10-2	Corvallis
1914	W	7-0	Pullman
1915	L	0-29	Corvallis
1916	W	13-10	Pullman
1917	L	0-6	Corvallis
1919	W	6-0	Portland
1920	L	0-28	Pullman
1921	L	3-7	Corvallis
1922	W	16-0	Portland
1923	T	3-3	Portland
1924	W	14-13	Pullman
1927	W	13-6	Corvallis
1928	L	7-9	Pullman
1929	L	0-9	Portland
1930	L	7-14	Portland
1931	L	6-7	Portland
1932	L	6-7	Corvallis
1933	W	2-0	Corvallis
1934	L	0-31	Pullman
1935	L	13-26	Portland
1936	W	16-6	Pullman
1937	L	0-7	Corvallis
1938	W	7-6	Portland
1939	W	13-0	Corvallis
1940	W	21-0	Corvallis
1941	L	0-7	Pullman
1942	L	13-26	Portland
1945	L	0-33	Pullman
	L	6-13	Corvallis
1946	W	13-12	Pullman
1947	L	13-14	Corvallis
1948	T	26-26	Pullman
1949	W	35-6	Corvallis
1950	L	7-21	Pullman
1951	L	13-26	Corvallis
1952	L	20-33	Pullman
1953	W	7-0	Corvallis
1954	L	6-34	Pullman
1955	W	14-6	Corvallis
1956	W	21-6	Pullman
1957	W	39-25	Corvallis
1958	L	0-7	Pullman
1959	L	0-14	Corvallis
1960	W	20-10	Pullman
1961	W	14-6	Corvallis
1962	W	18-12	Pullman
1963	W	30-6	Corvallis
1964	W	24-7	Pullman
1965	L	8-10	Corvallis
1966	W	41-13	Pullman
1967	W	35-7	Corvallis
1968	W	16-8	Pullman



YEAR	W/L	SCORE	SITE
1969	W	38-3	Corvallis
1970	W	28-16	Pullman
1971	W	21-14	Corvallis
1972	L	7-37	Pullman
1973	L	7-13	Corvallis
1974	W	17-3	Pullman
1975	W	7-0	Corvallis
1976	L	24-29	Pullman
1977	L	10-24	Corvallis
1978	W	32-31	Pullman
1979	L	42-45	Corvallis
1980	L	7-28	Pullman
1981	L	0-23	Corvallis
1982	T	14-14	Pullman
1983	L	9-27	Corvallis
1984	L	3-20	Pullman
1985	L	0-34	Corvallis
1986	L	14-24	Pullman
1988	L	27-36	Pullman
1989	L	3-41	Pullman
1990	L	24-55	Corvallis
1991	L	7-55	Pullman
1992	L	10-35	Corvallis
1993	L	6-51	Pullman
1994	W	21-3	Corvallis
1995	L	14-40	Pullman
1996	L	3-24	Corvallis
1999	W	27-13	Pullman
2000	W	38-9	Corvallis
2001	L	27-34	Pullman
2003	L	30-36	Pullman
2004	W	38-19	Corvallis
2005	W	44-33	Corvallis
2006	L	6-13	Corvallis
2007	W	52-17	Pullman
2008	W	66-13	Corvallis
2009	W	42-10	Pullman
2010	L	14-31	Corvallis
2011	W	44-21	Seattle
2012	W	19-6	Corvallis
2013	W	52-24	Pullman
2014	L	32-39	Corvallis
2015	L	31-52	Pullman
2016	L	31-35	Corvallis
2017	L	23-52	Pullman
2018	L	37-56	Corvallis

WASHINGTON STATE SERIES NOTES

OSU points	1,719
Washington State points	1,875
Record at Corvallis	23-24
Record at Pullman	19-24-2
Record at Portland	4-5-1
Record at Seattle	1-0
Games decided by 3 pts or less	6-7-3
Games decided by 7 pts or less	15-21-3
Longest winning streak	6 (1966-71)
Longest losing streak	10 (1983-93)
Current streak	Lost 5
Last 10 games	4-6
Biggest win	66-13 (2008)
Biggest loss	55-7 (1991)

CAL POLY

FIRST MEETING

HAWAII

GAMES: 10

WON BY OSU: 7

HAWAII: 3

TIED: 0

CORVALLIS: 2-0

HONOLULU: 5-3

YEAR	W/L	SCORE	SITE
1923	L	0-7	Honolulu
1939*	W	39-6	Honolulu
1948*	W	47-27	Honolulu
1976	W	56-0	Honolulu
1989	L	21-23	Honolulu
1999 [®]	L	17-23	Honolulu
2006	W	35-32	Honolulu
2008	W	45-7	Corvallis
2013	W	33-14	Corvallis
2014	W	38-30	Honolulu

HAWAII SERIES NOTES

OSU points	331
Washington State points	169
Record at Corvallis	2-0
Record at Honolulu	5-3
Games decided by 3 pts or less	1-1
Games decided by 7 pts or less	2-2
Longest winning streak	4 (2006-14)
Longest losing streak	2 (1989-99)
Current streak	Won 4
Last 10 games	7-3
Biggest win	56-0 (1976)
Biggest loss	23-17 (1999)

* Denotes Pineapple Bowl

@ Denotes O'ahu Bowl

OKLAHOMA STATE

FIRST MEETING



2013 — SHERATON HAWAI'I BOWL — OREGON STATE VS. BOISE STATE

OREGON STATE
BOISE STATE

38
23

Aloha Stadium
Honolulu, Hawai'i • Dec. 24, 2013

Weather — 81 degrees; Wind 14 mph NE; 58% Humidity

HONOLULU, Hawai'i — Rashaad Reynolds returned two fumbles for touchdowns and the Oregon State offense racked up 454 yards to pace the Beavers to a 38-23 win over Boise State at the 2013 Sheraton Hawai'i Bowl.

The Beavers took the early lead taking a 31-6 advantage into halftime. That was due in large part to the Beavers' defense, which forced two fumbles. Both were returned by Reynolds, who, in his last collegiate game, collected 10 tackles amongst the two fumble returns.

The first fumble return came with OSU up 10-3 in the first quarter after a touchdown reception by Brandin Cooks and field goal by Trevor Romaine. Scott Crichton sacked Boise State quarterback Grant Hedrick, forcing a fumble, which enabled Reynolds to pick the ball up at the Broncos' 3-yard line and make it to the end zone with ease, upping the Beavers' lead to 17-3.

Reynolds scored the game's next touchdown, and in grand fashion, returning the Boise State fumble 70 yards. With the Broncos driving, cornerback Larry Scott forced a fumble from Troy Ware after a short pass. Reynolds picked it up and had a clear path to the end zone.

That momentum carried over to the Oregon State offense, which scored its next two — and final — touchdowns on the ground. The first came on a 9-yard carry from Terron Ward. It came with 2:46 left in the first half and sent OSU to the 25-point lead at the break.

A little more than seven minutes into the second half, the OSU offense picked up where it left off as Storm Woods carried the ball into the end zone from 5 yards out.

Woods stood out offensively for the Beavers, collecting 107 yards on the ground via 16 carries. He paced the Beavers' ground game, which totaled 195 yards overall.

Sean Mannion passed for 259 yards, with 60 going to Cooks, who reached that figure by way of eight catches. He finished the season with a Pac-12 Conference record 128 receptions as well as 1,730 yards, surpassing USC's Marqise Lee in both categories.

Mannion's 259 passing yards gave him 4,662 for the season, surpassing Washington's Cody Pickett for the most in a single-year by a Pac-12 quarterback. He also tossed 37 touchdowns in 2013, tied for the third-most with Andrew Luck.



2013 SHERATON HAWAI'I BOWL ROSTER

Justin Addie, OL
D.J. Alexander, LB
Tyler Anderson, FB
Gavin Andrews, OL
Josh Andrews, OL
Brandon Arnold, S
Micah Audiss, S
Michael Balfour, FB
Lavonte Barnett, DE
Grant Bays, OL
Brandon Bennett-Jackson, DT
Victor Bolden, WR
John Braun, DT
Chris Brown, RB
John Carroll, WR
Blair Cavanaugh, WR
Steven Christian, S
Kellen Clute, TE
Brandin Cooks, WR

Ryan Cope, PK
Stevie Coury, WR
Hayden Craig, TE
Scott Crichton, DE
Kevin Cummings, WR
Sam Curtius, OL
Edwin Delva, DT
Michael Doctor, LB
Grant Enger, OG
Titus Failauga, DE
Devan Filipe, OL
Malik Gilmore, WR
Charlie Gilmur, LB
JC Grim, WR
Obum Gwacham, WR
Connor Hamlett, TE
Nolan Hansen, OL
Sean Harlow, OT
Riley Harper, PK

Damien Haskins, RB
Micah Hatfield, WR
Siale Hautau, DT
Chris Hayes, CB
A.J. Hedgecock, S
David Henry, FB
Kendall Hill, S
Will Hopkins, OL
T.J. Hufanga, LB
Manase Hungalu, LB
Dashon Hunt, CB
Jaswha James, DE
Hunter Jarmon, WR
Austin Johnson, OL
Jabral Johnson, LB
Walter Jones, WR
Devon Kell, DE
Kyle Kempt, QB
Keith Kostol, P

Fred Lauina, OL
Harrison Linsky, LS
Dyllon Mafi, DE
Rommel Mageo, LB
Sean Mannion, QB
Malcolm Marable, CB
Sean Martin, CB
Andrew Maughan, LS
Tim McMullen, P
Josh Mitchell, OL
Michael Morovick, LS
Richard Mullaney, WR
Ryan Murphy, S
Steven Nelson, CB
Cyril Noland-Lewis, LB
Ricky Ortiz, FB
Garrett Owens, PK
Naji Patrick, CB
Tyler Perry, TE

Michael Philipp, OT
Rashaad Reynolds, CB
Ali'i Robins, DT
Zack Robinson, S
Trevor Romaine, PK
Mana Rosa, DT
Roman Sapoulu, OL
Caleb Saulo, LB
Larry Scott, CB
Mitch Seeley, P
Isaac Seumalo, C
Mitch Singler, WR
Joel Skotte, LB
Caleb Smith, TE
Darrell Songly, LB
Dustin Stanton, TE
Jovan Stevenson, RB
Justin Strong, S
Noke Tago, DT

Brent VanderVeen, QB
Cody Vaz, QB
Terron Ward, RB
Garrett Weinreich, OL
Storm Woods, RB
Dylan Wynn, DE
Tyreece Zimmerman, S

SCORING SUMMARY

	1	2	3	4	-	F
BOISE STATE	3	3	7	10	-	23
OREGON STATE	17	14	7	0	-	38

1st Quarter

12:49 **OSU** Romaine 27-yard field goal, 7-64 2:11
08:07 **BSU** Goodale 24-yard field goal, 12-67 4:37
04:15 **OSU** Cooks 2-yard pass from Mannion (Romaine kick), 11-75 3:52
02:52 **OSU** Reynolds 3-yard fumble recovery (Romaine kick)

2nd Quarter

13:38 **BSU** Goodale 42-yard field goal, 13-56 4:08
07:46 **OSU** Reynolds 70-yard fumble recovery (Romaine kick)
02:54 **OSU** Ward 9-yard run (Romaine kick), 8-81 3:08

3rd Quarter

07:58 **OSU** Woods 5-yard run (Romaine kick), 13-94 4:45
04:32 **BSU** Ajayi 1-yard run (Goodale kick), 9-76 3:22

4th Quarter

09:19 **BSU** Miller 85-yard pass from Hedrick (Goodale kick), 2-90 0:37
02:51 **BSU** Goodale 33-yard field goal, 13-80 3:17

Attendance: 22,324

TEAM STATISTICS

	OSU	BSU
First Downs	22	28
Rushing	8	11
Passing	14	14
Penalty	0	3
Net Rushing	195	156
Net Passing	259	382
Pass Attempts	34	44
Pass Comp.	24	32
Pass INT	1	0
Offensive Plays	67	82
Net Yards	454	538
Fumbles-Lost	0-0	2-2
Penalties-Yards	8-70	7-52
Punts-Yards	3-116	2-106
Punt Returns-Yards	0-0	0-0
Kickoff Returns-Yards	4-82	7-145
Possession Time	29:46	30:14
3rd Down Conversions	6-12	8-16
4th Down Conversions	0-1	1-3
Sacks by - Yards	5-16	0-0

INDIVIDUAL STATISTICS

RUSHING (Att-Yards-TD): Oregon State - S. Woods 16-107-1; T. Ward 9-54-1; B. Cooks 4-29; V. Bolden 1-9; T. Anderson 1-0; **TEAM 2** (-4). **Boise State** - J. Ajayi 23-97-1; D. Demas 2-23; G. Hedrick 11-20; A. Burks 1-12; C. Bertoli 1-4.

PASSING (Att-Comp-Int-Yards-TD): Oregon State - S. Mannion 33-24-1-259-1; S. Woods 1-0-0-0-0. **Boise State** - G. Hedrick 44-32-0-382-1.

RECEIVING (No-Yards-TD): Oregon State - B. Cooks 8-60-1; C. Hamlett 4-35; R. Mullaney 3-52; T. Ward 3-18; K. Cummings 2-45; S. Woods 2-21; C. Smith 1-16; T. Anderson 1-12. **Boise State** - M. Miller 11-206-1; K. Moore 7-74; J. Ajayi 6-33; A. Burks 2-23; G. Boldewijn 2-18; T. Ware 2-12; T. Spurbeck 1-17; H. Huff 1-(-1).

INTERCEPTIONS: Oregon State - None. **Boise State** - D. Deayon 1.

FUMBLES (FF-FR): Oregon State - R. Reynolds 0-2; S. Crichton 1-0; L. Scott 1-0. **Boise State** - None.

SACKS (No-Yards): Oregon State - S. Martin 1.0-5; D. Kell 1.0-4; S. Crichton 1.0-3; J. Johnson 1.0-2; J. James 0.5-1; B. Bennett-Jackson 0.5-1. **Boise State** - None.

TACKLES (UA-A-Total): Oregon State - J. Johnson 7-5-12; T. Zimmerman 7-4-11; S. Martin 8-2-10; R. Reynolds 8-2-10; R. Murphy 8-1-9; S. Nelson 5-1-6; D. Wynn 2-3-5; D. Kell 3-1-4; S. Crichton 3-0-3; D. Songy 1-2-3; T. Romaine 2-0-2; L. Scott 2-0-2; C. Saulo 1-1-2; J. James 0-2-2; R. Mageo 0-2-2; E. Delva 1-0-1; C. Noland-Lewis 1-0-1; S. Christian 0-1-1; B. Bennett-Jackson 0-1-1. **Boise State** - J. Ioane 8-2-10; C. Bell 8-1-9; D. Lawrence 5-0-5; G. Perez 4-1-5; D. Deayon 4-1-5; T. Gray 3-1-4; D. Thompson 2-2-4; M. Maston 3-0-3; B. Weaver 2-1-3; J. Taimataua 1-2-3; T. Vallejo 2-0-2; R. Tjong-A-Tjoe 1-1-2; D. Lee 1-0-1; C. Santini 1-0-1; J. Moxey 1-0-1; S. McCaskill 1-0-1; J. Brown 1-0-1; T. Horn 1-0-1; A. Nance 0-1-1; K. Correa 0-1-1.



2012 — VALERO ALAMO BOWL — OREGON STATE VS. TEXAS

TEXAS
OREGON STATE

31
27

Alamodome
San Antonio, Texas • Dec. 29, 2012

Weather — Indoors

(AP) - David Ash threw two fourth-quarter touchdown passes, the last a 36-yard strike to Marquise Goodwin with 2:24 left, to give Texas a 31-27 comeback victory over No. 15 Oregon State in the Alamo Bowl.

The Longhorns (9-4) never led before Goodwin scored his second touchdown on a deep post pattern, just a down after Texas converted a fourth-and-1 play to keep its chances alive.

Storm Woods ran for 118 yards and scored two touchdowns for Oregon State (9-4).

Ash was 21 of 33 for 241 yards. Ash sputtered until the fourth quarter, when he went 9 for 11 for 146 yards. Texas had no choice but to stick with the only backups two redshirt freshmen who haven't taken a snap all season.

Oregon State quarterback Cody Vaz was 15 of 28 for 194 yards. The Beavers had negative 4 yards in the fourth quarter as they were muffed by the Longhorns defense that was led by Alex Okafor, who finished with 4 1/2 sacks.

The Valero Alamo Bowl marked the Beavers' 16th bowl game and OSU is 10-6 all-time in them - 5-2 under head coach Mike Riley. The dean of Pac-12 Conference coaches engineered one of the top turnarounds in the nation in 2012, with the Beavers improving to a 9-4 mark after finishing the 2011 campaign at 3-9.


The six-win improvement tied Ohio State and Middle Tennessee for the best win improvements from last season.

Markus Wheaton ended his Oregon State career at the Alamo Bowl, catching three passes for 37 yards - he left as the program's all-time receptions leader with 227 and is sixth with 1,244 yards.

Another senior playing in his final game for the Beavers, Jordan Poyer, was tied for third on the team with five tackles, including a sack.

Linebacker Michael Doctor was the team leader with 11 tackles.

Oregon State found itself up 20-10 at halftime and 27-17 entering the fourth quarter but two late Texas touchdowns sealed the come-from-behind win for the Longhorns. Ash found Johnathan Gray from 15 yards out with 8:18 remaining and followed that up with a 36-yard touchdown pass to Marquise Goodwin with just 2:24 left in the game.



SCORING SUMMARY

	1	2	3	4	-	F
TEXAS	3	7	7	14	-	31
OREGON STATE	10	10	7	0	-	27

1st Quarter

09:12 OSU Romaine 29-yard field goal, 5-25 1:16
06:46 UT Jordan 40-yard field goal, 4-3 1:07
01:33 OSU Woods 12-yard run (Romaine kick), 12-75 5:13

2nd Quarter

14:40 UT Goodwin 64-yard run (Jordan kick), 4-75 1:53
09:20 OSU Romaine 37-yard field goal, 12-58 5:20
03:46 OSU Ward 9-yard run (Romaine kick), 5-47 2:09

3rd Quarter

05:17 UT Ash 11-yard run (Jordan kick), 9-46 3:17
00:09 OSU Woods 2-yard run (Romaine kick), 5-42 2:19

4th Quarter

08:18 UT Gray 15-yard pass from Ash (Jordan kick), 9-83 3:06
02:24 UT Goodwin 36-yard pass from Ash (Jordan kick), 5-48 2:11

Attendance: 65,277

TEAM STATISTICS

	OSU	UT
First Downs	21	16
Rushing	9	4
Passing	10	11
Penalty	2	1
Net Rushing	103	117
Net Passing	194	241
Pass Attempts	29	34
Pass Comp.	15	21
Pass INT	2	1
Offensive Plays	71	65
Net Yards	297	358
Fumbles-Lost	1-1	0-0
Penalties-Yards	2-10	9-78
Punts-Yards	4-160	4-227
Punt Returns-Yards	1-20	2-26
Kickoff Returns-Yards	4-74	4-64
Possession Time	30:58	29:02
3rd Down Conversions	3-11	5-16
4th Down Conversions	0-2	1-2
Sacks by - Yards	2-13	10-77

INDIVIDUAL STATISTICS

RUSHING (Att-Yards-TD): Oregon State - S. Woods 21-118-2; M. Wheaton 4-26; T. Ward 6-25-1; B. Cooks 1-15; C. Vaz 10-(-81). **Texas** - M. Goodwin 1-64-1; D. Ash 7-22-1; J. Gray 7-18; D. Monroe 3-9; Mi. Brown 4-8; J. Shipley 1-2; J. Bergeron 5-2; TEAM 3-(-8).

PASSING (Att-Comp-Int-Yards-TD): Oregon State - C. Vaz 28-15-2-194-0; TEAM 1-0-0-0-0. **Texas** - D. Ash 33-21-1-241-2; A. King 1-0-0-0-0.

RECEIVING (No-Yards-TD): Oregon State - C. Hamlett 5-70; M. Wheaton 3-37; B. Cooks 3-31; K. Cummings 2-15; S. Woods 1-22; T. Ward 1-19. **Texas** - J. Shipley 8-88; M. Goodwin 4-68-1; Mi. Davis 3-30; J. Gray 2-27-1; M. Brown 2-14; D. Monroe 1-9; D. Grant 1-5.

INTERCEPTIONS: Oregon State - F. Unga 1. **Texas** - P. Jinkens 1; Q. Diggs 1.

FUMBLES (FF-FR): Oregon State - None. **Texas** - A. Okafor 1-0; C. Reed 0-1.

SACKS (No-Yards): Oregon State - A. Watkins 1.0-8; J. Poyer 1.0-5. **Texas** - A. Okafor 4.5-39; C. Reed 1.5-11; K. Thompson 1.0-8; T. Jackson 1.0-7; D. Jackson 1.0-6; R. Wilson 1.0-6.

TACKLES (UA-A-Total): Oregon State - M. Doctor 2-9-11; T. Zimmerman 4-2-6; R. Reynolds 3-2-5; J. Poyer 3-2-5; R. Murphy 1-4-5; D. Alexander 1-4-5; F. Unga 2-2-4; C. Masaniai 1-3-4; A. Seumalo 1-3-4; R. Robinson 0-4-4; A. Watkins 3-0-3; S. Martin 1-2-3; S. Crichton 1-1-2; D. Kell 0-2-2; G. Enger 1-0-1; B. Watkins 1-0-1; C. York 1-0-1; M. Wheaton 1-0-1; M. Agnew 1-0-1; D. Wynn 1-0-1; J. Stevenson 0-1-1; D. Gwacham 0-1-1. **Texas** - M. Thompson 1-9-10; P. Jinkens 5-3-8; A. Okafor 5-3-8; T. Jackson 2-5-7; Q. Diggs 3-3-6; C. Reed 3-3-6; D. Santos 2-4-6; K. Vaccaro 0-4-4; D. Jackson 2-1-3; C. Byndom 2-1-3; A. Phillips 2-1-3; R. Wilson 1-2-3; C. Whaley 1-1-2; K. Thompson 1-1-2; S. Edmond 0-2-2; T. Ashcroft 1-0-1; B. Jackson 1-0-1; L. Poehlmann 1-0-1; C. McCrary 1-0-1; Ma. Brown 0-1-1; M. Zapata 0-1-1; S. Evans 0-1-1.

2012 VALERO ALAMO BOWL ROSTER

Justin Addie, OL
Malcolm Agnew, RB
Shaydon Akuna, LB
D.J. Alexander, LB
Tyler Anderson, FB
Gavin Andrews, OL
Josh Andrews, OL
Peter Ashton, S
Micah Audiss, S
Michael Balfour, FB
Lavonte Barnett, DE
Grant Bays, OL
Brandon Bennett-Jackson, DT
John Braun, DE
Chris Brown, RB
Blair Cavanaugh, WR
Steven Christian, S
Kellen Clute, TE
Desmond Collins, DL

Brandin Cooks, WR
Ryan Cope, PK
Scott Crichton, DE
Kevin Cummings, WR
Mishawn Cummings, CB
Michael Doctor, LB
Chase Eldredge, OL
Grant Enger, OL
Rusty Fernando, DE
Rudolf Fiffita, DE
Kyle Gardner, LB
Malik Gilmore, WR
Charlie Gilmur, LB
Akeem Gonzales, DE
JC Grim, WR
Obum Gwacham, WR
Connor Hamlett, TE
Ryan Handford, CB
Nolan Hansen, DL

Riley Harper, PK
Blake Harrah, DT
Richie Harrington, QB
Tyler Hast, CB
Jake Hatcher, OL
Micah Hatfield, WR
A.J. Hedgecock, S
Kendall Hill, S
Jaswha James, LB
Jordan Jenkins, RB
Jabral Johnson, LB
Devon Kell, DE
David Keller, OL
Colin Kelly, OL
Keith Kostol, P
Harrison Linsky, LS
Joe Lopez, DT
Dyllon Mafi, LB
Rommel Mageo, LB

Sean Mannion, QB
Malcolm Marable, CB
Sean Martin, CB
Castro Masaniai, DT
Tim McMullen, P
Josh Mitchell, OL
Michael Morovick, LS
Richard Mullaney, WR
Ryan Murphy, S
Derek Nielsen, OL
Cyril Noland-Lewis, S
Ricky Ortiz, TE
Naji Patrick, CB
Tym Pearson, WR
Tyler Perry, TE
Michael Philipp, DT
Jordan Poyer, S
Colby Prince, TE
Rashaad Reynolds, CB

Ali'i Robins, DL
Rueben Robinson, LB
Zack Robinson, S
Trevor Romaine, PK
Mana Rosa, DE
Roman Sapolu, OL
Caleb Saulo, LB
Larry Scott, CB
Andrew Seumalo, DT
Isaac Seumalo, OL
Mitch Singler, WR
Joel Skotte, LB
Caleb Smith, TE
Garett Southam, OL
Dustin Stanton, TE
Jovan Stevenson, CB
Noke Tago, DT
Feti Unga, LB
Brent VanderVeen, QB

Cody Vaz, QB
Terron Ward, RB
Anthony Watkins, S
Brian Watkins, CB
Garrett Weinreich, OL
Markus Wheaton, WR
Josh Williams, LB
Storm Woods, RB
Dylan Wynn, DE
Clayton York, FB
Tyraque Zimmerman, S



2009 — MAACO BOWL LAS VEGAS — OREGON STATE VS. BYU

BYU
OREGON STATE

44
20

Sam Boyd Stadium
Las Vegas, Nev. • Dec. 22, 2009

Weather — 51 degrees, Cloudy, W-37-44 (North)

(AP) - Max Hall threw for 192 yards and three touchdowns leading No. 15 BYU past No. 16 Oregon State 44-20 in the Las Vegas Bowl.

Hall gave the Cougars their third win in five straight bowl appearances in the Sin City and ended the Beavers' run of five consecutive bowl wins.

Hall threw a 25-yard touchdown pass to Luke Ashworth, a 17-yard scoring strike to Dennis Pitta and a 15-yard TD pass to Manase Tonga. He had 139 yards passing in the first half.

Tonga added an 18-yard rushing touchdown, and Harvey Unga finished with 76 yards rushing and a TD for BYU (11-2).

Oregon State (8-5) scored on 1-yard runs by quarterback Sean Canfield and Jacquizz Rodgers, and a 31-yard pass to Damola Adeniji from Ryan Katz. Adeniji led all receivers with seven receptions for 102 yards.

Canfield completed only four passes in the first half as the Beavers struggled to sustain drives. He finished 20 for 41 for 173 yards and an interception.

The normally dependable Rodgers fumbled for the first time in his college career in the first quarter, on his 621st touch, and Matt Bauman returned it 34 yards for the go-ahead score. Officials used replay to see whether Canfield's checkdown toss to Rodgers was a lateral or a forward pass, and upheld the touchdown.

Oregon State finished with three turnovers, including a fumble by Rodgers' brother James.

Winds gusted to 50 mph at Sam Boyd Stadium and temperatures fell to 30 degrees. The gusts were so strong that one of Oregon State's punts traveled untouched only 6 yards.

SCORING SUMMARY

	1	2	3	4	-	F
OREGON STATE	7	0	0	13	-	20
BYU	14	9	7	14	-	44

1st Quarter

08:46 **OSU** Canfield 1-yard run (Kahut kick), 4-37 1:42
02:47 **BYU** Unga 1-yard run (Payne kick), 14-84 5:50
01:41 **BYU** Bauman 34-yard fumble recovery (Payne kick)

2nd Quarter

09:21 **BYU** Payne 28-yard field goal, 11-69 5:39
06:22 **BYU** Ashworth 25-yard pass from Hall (Payne kick blocked), 4-41 1:26

3rd Quarter

08:51 **BYU** Pitta 17-yard pass from Hall (Payne kick), 10-32 4:31

4th Quarter

12:51 **BYU** Tonga 15-yard pass from Max Hall (Payne kick), 1-15 0:08
09:00 **OSU** Jacq. Rodgers 1-yard run (Kahut kick), 2-21 1:08
03:22 **BYU** Tonga 18-yard run (Payne kick), 4-46 0:39
02:35 **OSU** Adeniji 31-yard pass from Katz (Kahut kick)

Attendance: 40,018

TEAM STATISTICS

	OSU	BYU
First Downs	17	18
Rushing	5	6
Passing	11	9
Penalty	1	3
Net Rushing	88	116
Net Passing	217	192
Pass Attempts	47	30
Pass Comp.	22	19
Pass INT	1	0
Offensive Plays	74	65
Net Yards	305	308
Fumbles-Lost	2-2	2-2
Penalties-Yards	10-95	10-74
Punts-Yards	4-104	4-150
Punt Returns-Yards	1-5	1-0
Kickoff Returns-Yards	7-106	2-16
Possession Time	29:57	30:03
3rd Down Conversions	5-16	8-14
4th Down Conversions	2-6	1-1
Sacks by - Yards	2-12	0-0

INDIVIDUAL STATISTICS

RUSHING (Att-Yards-TD): Oregon State - Jacq. Rodgers 18-63-1; Jam. Rodgers 4-14; R. Katz 2-9; J. Stevenson 1-1; S. Canfield 2-1-1. **BYU** - H. Unga 24-71-1; M. Tonga 5-42-1; J. Jorgensen 1-6; M. Hall 5-(-3).

PASSING (Att-Comp-Int-Yards-TD): Oregon State - S. Canfield 40-19-1-168-0; R. Katz 6-2-0-46-1; J. Hekker 1-1-0-3-0. **BYU** - M. Hall 30-19-0-192-3.

RECEIVING (No-Yards-TD): Oregon State - D. Adeniji 8-106-1; Jam. Rodgers 4-30; Jacq. Rodgers 4-13; J. Bishop 2-21; C. Kjos 1-20; M. Wheaton 1-12; J. Halahuni 1-12; L. Mitchell 1-3. **BYU** - D. Pitta 5-45-1; A. George 4-46; H. Unga 3-15; J. Jacobson 2-27; M. Tonga 2-19-1; L. Ashworth 1-25-1; K. Di Luigi 1-9; D. Chambers 1-6.

INTERCEPTIONS: Oregon State - None. **BYU** - S. Johnson.

FUMBLES (FF-FR): Oregon State - D. Pa'aluhui 1-0; G. Miller 0-1; B. Hardin 0-1. **BYU** - S. Johnson 1-0; M. Bauman 0-1; S. Doman 0-1.

SACKS (No-Yards): Oregon State - D. Pa'aluhui 1.0-7; G. Miller 1.0-5. **BYU** - None.

TACKLES (UA-A-Total): Oregon State - D. Pa'aluhui 2-8-10; K. Kristick 4-4-8; L. Mitchell 5-1-6; C. Collins 3-3-6; B. Olander 4-1-5; K. Pankey 4-1-5; D. Roberson 2-3-5; G. Miller 1-2-3; M. LaGrone 2-0-2; S. Nau 2-0-2; S. Tuimaunei 1-1-2; L. Moala 0-2-2; B. Hardin 1-0-1; J. Dockery 1-0-1; C. Kjos 1-0-1; U. Unga 0-1-1; A. Watkins 0-1-1; J. Poyer 0-1-1; K. Camat 0-1-1. **BYU** - M. Bauman 5-4-9; S. Johnson 6-1-7; S. Doman 2-5-7; A. Rich 2-3-5; L. Aguirre 4-0-4; B. Bradley 3-0-3; J. Pendleton 2-1-3; C. Clawson 2-1-3; M. Marshall 2-0-2; C. Bills 2-0-2; R. Fuga 2-0-2; B. Logan 2-0-2; B. Morgan 2-0-2; R. Tialavea 1-1-2; B. Denney 1-0-1; S. Hunter 1-0-1; D. Van Sweden 1-0-1.



2009 MAACO BOWL LAS VEGAS ROSTER

Damola Adeniji, WR
Ryan Allen, P
Josh Andrews, OL
Matt Barker, PK
Tyler Bills, LS
Jordan Bishop, WR
Tom Black, DE
John Braun, OL
Keo Camat, LB
Brady Camp, TE
Sean Canfield, QB
Darrell Catchings, WR
Tim Clark, CB
Cameron Collins, S
Howard Croom, TE
Will Darkins, FB
Dax Dilbeck, S
James Dockery, CB
Burke Ellis, OL

Grant Enger, OL
Jesse Fifita, DT
Kevin Frahm, DE
Geoff Garner, OL
Joe Halahuni, TE
Garrett Hall, WR
Nathan Hannah, OL
Brandon Hardin, CB
Micah Hatfield, WR
Johnny Hekker, P
Patrick Henderson, CB
Taylor Henry, DE
Travis Horton, DE
Evan Hull, DT
Mitchel Hunt, DT
Ashton Jefferson, RB
Jordan Jenkins, RB
Grant Johnson, OG
Paul Jones, LB

Justin Kahut, PK
Ryan Katz, QB
Taylor Kavanaugh, WR
Devon Kell, DE
Colin Kelly, OL
Casey Kjos, WR
Keaton Kristick, LB
Josh LaGrone, S
Matt LaGrone, DE
Peter Laich, QB
Michael Lamb, OL
Levi Levasa, S
Alex Linnenkohl, C
Jack Lomax, QB
Colin Lyons, OL
Aaron Magnuson, OL
Sean Martin, CB
Castro Masaniai, DT
Wilder McAndrews, OL

Ryan McCants, RB
Shawn McGarity, WR
Gabe Miller, DE
Lance Mitchell, S
Latu Moala, DT
Lyle Moevao, QB
Ben Motter, OL
Geno Munoz, WR
Sioeli Nau, DT
Aaron Nichols, WR
Zane Norris, LB
Brennan Olander, DT
Kaua Olds, CB
Timi Oshinowo, OL
David Pa'aluhui III, LB
Stephen Paea, DT
Keith Pankey, LB
Josh Parish, RB
Keynan Parker, CB

Dylan Parsons, FB
Gregg Peat, OG
Marcus Perry, LS
Michael Philipp, OT
Ryan Pohl, OL
Jordan Poyer, S
Colby Prince, TE
John Reese, TE
Mike Remmers, OT
Rashaad Reynolds, CB
Dwight Roberson, LB
Rueben Robinson, LB
Jacquizz Rodgers, WR
James Rodgers, RB
Mana Rosa, DE
David Ross, CB
Rory Ross, OL
Zeke Sanders, S
Andrew Seumalo, DE

Mitch Singler, WR
Jovan Stevenson, RB
Ben Terry, DE
Tyler Thomas, OL
Tonu Tuimalealiifano, DT
Sualesi Tuimaunei, S
Devin "Uani" Unga, LB
Kevin "Feti" Unga, LB
Walker Vave, LB
Cody Vaz, QB
Kevan Walker, WR
Anthony Watkins, S
Brian Watkins, CB
Markus Wheaton, WR
Reggie Williams, LB
Tony Wilson, LB
Clayton York, FB



2008 — 75TH BRUT SUN BOWL — OREGON STATE VS. PITTSBURGH

OREGON STATE
PITTSBURGH

3
0

Sun Bowl
El Paso, Texas • Dec. 31, 2008

Weather — 48 degrees, Clear, W-9 (South-Southwest)

Three points, 20 punts and 10 sacks. Go ahead and say it was unsightly, but Oregon State coach Mike Riley saw nothing short of a masterpiece.

In the lowest-scoring major bowl game in a half-century, the Beavers shut down No. 20 Pittsburgh 3-0 in the Sun Bowl on Justin Kahut's 44-yard field goal.

"That's the game we were in," Riley said. "We played that game. We ended up winning it. Some people will call it ugly, but I can't."

The defensive struggle went on all day. Pitt kicker Connor Lee tried a 58-yard field goal in the closing minutes but the ball, helped by a steady wind, dropped just short of the crossbar.

"I had more confidence in a 58-yard field goal try than going for it on fourth-and-8," Pitt coach Dave Wannstedt said. "I wanted to give our team a chance. I really thought he could kick it."

Not since Air Force and TCU played to 0-0 standoff in the Cotton Bowl on Jan. 1, 1959, had a bowl produced so few points. It was also the lowest-scoring Sun Bowl since a scoreless tie in 1940 between Catholic and Arizona State.

"We were three downs and out way too much," Riley said. "We put a terrific burden on our defense and we put a lot of burden on the punt team. They came through. That's the game we were in and we played that game. We ended up winning it."

The Beavers (9-4) improved to 5-0 in bowls since Riley began his second stint as their coach in 2003. Kahut provided the only points with his kick shortly before halftime.

Riley liked the way his team rebounded from a 65-38 loss to rival Oregon that denied Oregon State a Rose Bowl berth.

"Guys sulked for a bit," Beavers' defensive end Victor Butler said. "But in the end you've got to get your head in the game. You've got to go play football because the other team wants to play and win just as much as you do."

Riley stood at the interview table and added: "That is well said."

Pitt (9-4), making its first bowl appearance since the 2004 season and the first under Wannstedt, led the Big East in scoring this season, averaging 29.3 points per game. The Panthers managed just 178 total yards.

"We couldn't get anything on offense started at all," standout tailback LeSean McCoy said. "We played horribly."

There was no sign of offense in El Paso, not with McCoy held to 85 yards rushing after averaging 116.9 yards per game this season. Quarterback Bill Stull was 7-for-24 for 52 yards with one interception.

"When you talk about our defense, that was a beautiful performance against a running back that some said was one of the best in the country," Riley said.

The Beavers also won without their spectacular brothers, tailback Jacquizz Rodgers and receiver James Rodgers, both out with shoulder injuries.

Reserve tailback Jeremy Francis had 76 yards rushing and Moevao was 21-for-42 for 193 yards passing with two interceptions. The Beavers finished with 273 total yards. The Panthers finally got



SCORING SUMMARY

	1	2	3	4	-	F
OREGON STATE	0	3	0	0	-	3
PITTSBURGH	0	0	0	0	-	0

2nd Quarter

02:18 OSU Kahut 44-yard field goal, 7-36 2:57

Attendance: 49,037

TEAM STATISTICS

	OSU	PITT
First Downs	15	10
Rushing	6	6
Passing	9	4
Penalty	0	0
Net Rushing	80	89
Net Passing	193	89
Pass Attempts	43	28
Pass Comp.	21	9
Pass INT	2	1
Offensive Plays	73	65
Net Yards	273	178
Fumbles-Lost	1-1	2-1
Penalties-Yards	7-48	2-15
Punts-Yards	4-450	10-429
Punt Returns-Yards	3-9	6-86
Kickoff Returns-Yards	3-0	2-36
Possession Time	30:50	29:10
3rd Down Conversions	3-17	2-15
4th Down Conversions	1-1	0-1
Sacks by - Yards	5-23	5-46

INDIVIDUAL STATISTICS

RUSHING (Att-Yards-TD): Oregon State - J. Francis 15-76; R. McCants 6-23; S. Stroughter 2-19; D. Catchings 1-(-2); L. Moevao 6-(-36). **Pittsburgh** - L. McCoy 24-85; L. Stephens-Howling 7-29; TEAM 1-(-2); P. Bostick 2-(-9); B. Stull 3-(-14).

PASSING (Att-Comp-Int-Yards-TD): Oregon State - L. Moevao 42-21-2-193-0; S. Stroughter 1-0-0-0-0. **Pittsburgh** - B. Stull 24-7-1-52-0; P. Bostick 3-2-0-37-0; TEAM 1-0-0-0-0.

RECEIVING (No-Yards-TD): Oregon State - S. Stroughter 6-88; S. Morales 5-79; C. Johnson 3-21; J. Francis 3-(-6); R. McCants 2-6; J. Reese 1-3; B. Camp 1-2. **Pittsburgh** - D. Dickerson 2-37; N. Byham 2-10; D. Kinder 1-12; C. McGee 1-11; L. Stephens-Howling 1-8; L. McCoy 1-6; T. Porter 1-5.

INTERCEPTIONS: Oregon State - K. Lewis 1. **Pittsburgh** - A. Berry 1; S. McKillop 1.

FUMBLES (FF-FR): Oregon State - V. Butler 1-1. **Pittsburgh** - D. DeCicco 1-1.

SACKS (No-Yards): Oregon State - V. Butler 4.0-19; S. Norris 1.0-4. **Pittsburgh** - G. Romeus 2.0-20; G. Williams 1.0-10; A. Ransom 1.0-8; M. Williams 1.0-8.

TACKLES (UA-A-Total): Oregon State - V. Butler 7-4-11; G. Laybourn 3-5-8; B. Cornell 4-3-7; K. Kristick 2-3-5; D. Roberson 2-3-5; A. Hall 2-3-5; C. Noack 1-4-5; S. Norris 0-5-5; K. Lewis 3-1-4; S. Paea 1-3-4; I. Cook 0-3-3; D. Pa'aluhii 0-3-3; A. Afalava 1-1-2; K. Pankey 0-2-2; S. Nau 1-0-1; M. Perry 1-0-1; A. Levitre 1-0-1; T. Clark 0-1-1; P. Booth 0-1-1; C. Collins 0-1-1; B. Terry 0-1-1; B. Hughes 0-1-1. **Pittsburgh** - A. Ransom 6-5-11; S. McKillop 4-7-11; E. Thatcher 3-5-8; D. DeCicco 5-2-7; J. Chappel 4-3-7; G. Romeus 2-2-4; R. Duncan 2-1-3; G. Williams 2-1-3; M. Williams 2-1-3; A. Berry 2-1-3; J. Sheard 1-2-3; A. Taglianetti 1-0-1.

a spark early in the fourth quarter when T.J. Porter returned a punt 36 yards to Oregon State's 42.

But three plays later, the big return was wasted because Butler, who had four sacks, stripped Stull and recovered the fumble.

Oregon State led 3-0 after Kahut connected on his field goal with 2:18 remaining before halftime. He later missed a 37-yard attempt midway through the third period.

The Beavers came up empty on the best touchdown opportunity by either team. Officials ruled tight end John Reese was out of bounds on an apparent 9-yard TD reception 10 seconds before the break.

"This is the game it turned out to be," Riley said. "It didn't have to be 3-0. We missed some red-zone opportunities."

The call was upheld after a replay review, and on the next play, Pitt linebacker Scott McKillop -- the Big East defensive player of the year -- intercepted Moevao's pass in the end zone.

2008 BRUT SUN BOWL ROSTER

Damola Adeniji, WR
Al Afalava, S
Ryan Allen, PK/P
Zach Anderson, QB
Matt Barker, PK
Jordan Bishop, WR
Pernell Booth, DT
Kyle Brown, WR
Victor Butler, DE
Keo Camat, LB
Brady Camp, TE
Sean Canfield, QB
Darrrell Catchings, WR
Dennis Christopher, LB
Tim Clark, CB
Cameron Collins, S
Isaiah Cook, LB
Bryant Cornell, LB
Howard Croom, TE

Will Darkins, LB
James Dockery, CB
Curtis Dodson, DE
Burke Ellis, OG
Justin Engstrom, QB
Jesse Ffita, DT
Kevin Frahm, DE
Jeremy Francis, RB
Joe Halahuni, TE
Austin Hall, S
Nathan Hannah, OL
Tom Hansen, DE
Brandon Hardin, CB
Johnny Hekker, P
Marcus Henderson, C
Patrick Henderson, CB
Taylor Henry, DE
Brandon Hughes, CB
Evan Hull, DL

Mitchel Hunt, DT
Jordan Jenkins, RB
Chris Johnson, WR
Grant Johnson, C
Paul Jones, LB
Justin Kahut, PK
Ryan Katz, QB
Taylor Kavanaugh, WR
Colin Kelly, OT
Casey Kjos, WR
Kameron Krebs, LB
Kaulin Krebs, WR
Keaton Kristick, LB
Josh LaGrone, S
Matt LaGrone, DE
Peter Lalich, QB
Michael Lamb, OG
Greg Laybourn, S
Andy Levitre, OT

Keenan Lewis, CB
Alex Linnenkohl, C
Colin Lyons, OL
Castro Masaniai, DT
Wilder McAndrews, OT
Ryan McCants, RB
Shawn McGarity, WR
Brent McNeil, OL
Gabe Miller, TE
Lance Mitchell, S
Latu Moala, DT
Lyle Moevao, QB
Shane Morales, WR
Ben Motter, OL
Geno Munoz, WR
Sioeli Nau, DT
Aaron Nichols, WR
Casey Noack, LB
Slade Norris, DE

Zane Norris, LB
Brennan Olander, DT
Kaua Olds, CB
Timi Oshinowo, OT
David Pa'aluhii III, LB
Keith Pankey, LB
Kevin Pankey, TE
Josh Parish, RB
Keynan Parker, CB
Gregg Peat, OG
Jeremy Perry, OG
Marcus Perry, LS
Ryan Pohl, OL
Colby Prince, TE
John Reese, TE
Mike Remmers, OT
Dwight Roberson, LB
Jacquizz Rodgers, RB
James Rodgers, WR

David Ross, CB
Rory Ross, OL
John Roy, C
Sean Sehnem, PK/P
Andrew Seumalo, DE
Brennan Sim, QB
Adam Speer, OG
Sammie Stroughter, WR
Ben Terry, DE
Tavita Thompson, DT
Tonu Tuimalealifano, OL
Suaesi Tuimaunui, S
Walker Vave, LB
Kevan Walker, WR
Anthony Watkins, S
Brian Watkins, DB
Tony Wilson, LB
Clayton York, RB



2007 — EMERALD BOWL — OREGON STATE VS. MARYLAND

OREGON STATE
MARYLAND

21
14

AT&T Park
San Francisco, Calif. • Dec. 28, 2007

Weather — 47 degrees, Cloudy

The first meeting between the two programs in the sixth annual Emerald Bowl at AT&T Park proved to be entertaining, but both teams showed some rustiness after the long layoff from the regular season. The game was played in misty turning to rainy conditions as it progressed.

The Beaver defense, which had been fierce in the first quarter allowing just 16 points all season, was surprised as the Terrapins hit for two touchdowns. The Terps went 80 yards on the opening drive of the game culminating in Chris Turner's 9-yard pass to Isaiah Williams.

Oregon State answered on the following drive that saw starting quarterback Lyle Moevao being injured and forcing Sean Canfield, who had been out since Nov. 3 at USC, into the game. The lefty tied the score with a 14-yard pass to James Rodgers. Maryland would regain the lead when Turner hit Darrius Heyward-Bey for 63 yards — that was the last of the scoring for the ACC bunch.

Canfield worked the team down the field in the last two minutes of the half before Yvenson Bernard, who would earn offensive MVP of the game, scored from two yards out to tie the game at 14-14.


Neither team mounted much offense in the third quarter until Beaver punt returner Taylor Kavanaugh posted a 26-yard return to the Terps 36 to set up what proved to be the winning score. Bernard took a first down handoff and went 29 yards and two plays later approached the goal line only to fumble, but it was pounced on by Rodgers for the score.

Maryland had just two possessions in the fourth quarter and when the Beavers took over with 6:24 left in the game, it was one of the most memorable drives in school history. The drive didn't amount to any scoring, but OSU picked up six first downs in forcing Maryland to use its final two timeouts.

"I'm really proud of our football team for fighting through a strange game in a lot of ways," coach Mike Riley said. "I thought the defense got stronger and stronger as the game went on. ... Offensively, I couldn't describe what the formula is — just getting the ball to Yvenson Bernard and James Rodgers as much as possible."

Bernard finished with 177 yards and linebacker Derrick Doggett earned defensive MVP honors with eight tackles, including a 14-yard sack.

Riley led OSU to its fourth consecutive bowl win — all under Riley's watch.



SCORING SUMMARY

	1	2	3	4	-	F
OREGON STATE	7	7	7	0	-	21
MARYLAND	14	0	0	0	-	14

1st Quarter

10:21 MD I. Williams 9-yard pass from Turner (Egekeze kick), 11-80 4:39
06:38 OSU Rodgers 14-yard pass from Canfield (Serna kick), 10-68 3:36
01:00 MD Heyward-Bey 63-yard pass from Turner (Egekeze kick), 5-80 1:39

2nd Quarter

00:16 OSU Bernard 2-yard run (Serna kick), 7-46 1:43

3rd Quarter

00:10 OSU Rodgers 0-yard fumble recovery (Serna kick), 3-36 1:08

Attendance: 32,517

TEAM STATISTICS

	OSU	MD
First Downs	24	11
Rushing	17	2
Passing	5	7
Penalty	2	2
Net Rushing	275	19
Net Passing	108	205
Pass Attempts	23	29
Pass Comp.	13	17
Pass INT	1	2
Offensive Plays	77	54
Net Yards	383	224
Fumbles-Lost	3-2	1-0
Penalties-Yards	7-54	7-57
Punts-Yards	5-161	7-263
Punt Returns-Yards	4-54	2-(-3)
Kickoff Returns-Yards	3-63	4-64
Possession Time	33:13	26:47
3rd Down Conversions	7-15	2-11
4th Down Conversions	0-0	0-0
Sacks by - Yards	2-19	5-23

INDIVIDUAL STATISTICS

RUSHING (Att-Yards-TD): Oregon State - Y. Bernard 38-177-1; J. Rodgers 10-115-1; M. Sieverson 1-0; L. Moevao 2-(-4); S. Canfield 3-(-13). **Maryland** - K. Lattimore 7-16; E. Lee-Odai 1-1; L. Ball 1-0; TEAM 1-(-1); C. Turner 5-(-12).

PASSING (Att-Comp-Int-Yards-TD): Oregon State - S. Canfield 14-8-1-68-1; L. Moevao 9-5-0-40-0. **Maryland** - C. Turner 29-17-2-205-2.

RECEIVING (No-Yards-TD): Oregon State - J. Rodgers 5-40-1; S. Morales 3-21; C. Johnson 2-19; B. Camp 1-12; D. Catchings 1-12; B. Powers 1-4. **Maryland** - D. Heyward-Bey 3-99-1; I. Williams 3-39-1; J. Haynos 3-31; J. Goode 3-15; L. Ball 3-10; K. Lattimore 1-6; E. Lee-Odai 1-5.

INTERCEPTIONS: Oregon State - D. Drayton 1; B. Payton 1. **Maryland** - M. Fokou 1.

FUMBLES (FF-FR): Oregon State - S. Canfield 1-0. **Maryland** - D. Philistin 1-1; A. Moten 1-0; M. Fokou 1-0; C. Varner 0-1.

SACKS (No-Yards): Oregon State - D. Doggett 1.0-14; V. Butler 1.0-5. **Maryland** - A. Moten 2.0-9; T. Covington 2.0-7; J. Navarre 1.0-7.

TACKLES (UA-A-Total): Oregon State - D. Doggett 7-1-8; T. Clark 5-0-5; D. Smith 3-2-5; J. LaRocque 4-0-4; A. Darlin 3-1-4; D. Drayton 3-0-3; A. Afalava 3-0-3; B. Hughes 2-0-2; W. 'Akau'ola Vea 1-1-2; K. Pankey 1-0-1; G. Lee 1-0-1; J. Dockery 1-0-1; G. Laybourn 1-0-1; S. Canfield 1-0-1; D. Robertson 1-0-1; V. Butler 1-0-1; C. Coker 1-0-1; J. Van Orsow 0-1-1. **Maryland** - J. Justice 9-4-13; E. Henderson 5-6-11; T. Covington 8-1-9; I. Gardner 3-5-8; M. Fokou 7-0-7; J. Navarre 5-1-6; C. Varner 3-3-6; A. Moten 4-1-5; D. Moore 3-1-4; D. Philistin 3-0-3; C. Feliciano 2-1-3; A. Wiseman 1-2-3; K. Barnes 2-0-2; D. Herald 1-0-1; C. Bullock 1-0-1; D. Muhtadi 1-0-1; J. McCollough 1-0-1; D. Heyward-Bey 1-0-1; T. Ivey 0-1-1.

2007 EMERALD BOWL ROSTER

Damola Adeniji, WR
Al Afalava, S
William 'Akau'ola Vea, DT
Kyle Bell, DE
Yvenson Bernard, RB
Pernell Booth, DT
Anthony Brown, WR
Kyle Brown, WR
Victor Butler, DE
Keo Camat, LB
Brady Camp, TE
Sean Canfield, QB
Darrell Catchings, WR
Dennis Christopher, LB
Tim Clark, CB
Joel Cohen, LS
Curtis Coker, DE
Michael Cole, OL
Cameron Collins, S

Isaiah Cook, LB
Bryant Cornell, LB
Howard Croom, TE
Will Darksins, LB
Alan Darlin, LB
Kyle DeVan, C
James Dockery, S
Curtis Dodson, DE
Derrick Doggett, LB
Daniel Drayton, S
Burke Ellis, OG
Justin Engstrom, QB
Kevin Frahm, DE
Naymon Frank, DE
Patrick Fuller, RB
Ryan Gunderson, QB
Joe Halahuni, TE
Austin Hall, S
Nathan Hannah, OL

Tom Hansen, DL
Brandon Hardin, CB
Kyle Harper, P
Marcus Henderson, C
Patrick Henderson, CB
Brandon Hughes, CB
Evan Hull, DL
Mitchel Hunt, DT
Josh Huss, OL
Chris Johnson, WR
Grant Johnson, C
Paul Jones, LB
Justin Kahut, PK
Taylor Kavanaugh, WR
Casey Kjos, WR
Keaton Kristick, LB
Jeff Kruskamp, DE
Michael Lamb, OG
Joey LaRocque, LB

Gerard Lawson, CB
Greg Laybourn, S
Gerard Lee, DT
Andy Levitre, OT
Keenan Lewis, CB
Alex Linnenkohl, OL
Wilder McAndrews, OT
Ryan McCants, WR
Shawn McGarity, WR
Gabe Miller, TE
Lance Mitchell, S
Latu Moala, DT
Adam Mobley, LB
Lyle Moevao, QB
Ahmed Mokhtar, RB
Shane Morales, WR
Ben Motter, DE
Sioefi Nau, DT
Aaron Nichols, WR

Casey Noack, LB
Mau Noman, OT
Slade Norris, DE
Brennan Olander, DT
Sam Oltman, WR
Timi Oshinowo, OT
David Pa'aluhii III, LB
Keith Pankey, LB
Joshua Parish, LB
Bryan Payton, S
Gregg Peat, OG
Jeremy Perry, OG
Ryan Pohl, OT
Clinton Polk, RB
Brandon Powers, WR
John Reese, TE
Mike Remmers, OT
Eric Rider, LB
Dwight Roberson, LB

Keith Robertson, DT
Ikaika Rodenhurst, OL
James Rodgers, WR
David Ross, CB
Roy Schuening, OG
Alexis Serna, PK/P
Matthew Sieverson, RB
Brennan Sim, QB
Dorian Smith, DE
Carl Sommer, DE
Adam Speer, OG
Andy Stewart, FB
Sammie Stroughter, WR
Tavita Thompson, OT
Tonu Tuimalealiifano, DL
Sualesi Tuimalealiifano, S
Jeff Van Orsow, DE
Walker Vave, LB
Jake Webber, PK



2006 — BRUT SUN BOWL — OREGON STATE VS. MISSOURI

OREGON STATE
MISSOURI

39
38

Sun Bowl
El Paso, Texas • Dec. 29, 2006

Weather — 48 degrees, Sunny

Oregon State wanted nothing to do with overtime. Yvenson Bernard pushed into the end zone on a gutsy 2-point conversion run after Joe Newton caught a 14-yard touchdown pass with 22.1 seconds left, and No. 24 Oregon State beat Missouri 39-38 in the 73rd annual Sun Bowl. The win was OSU's third consecutive bowl victory.

The Beavers trailed by 14 points with 12:08 to go before rallying for their eighth victory in nine games. Bernard's 7-yard reception had cut the gap to seven with 6:02 to go.

Tony Temple had 194 yards, four short of the Sun Bowl record, on 20 carries with two touchdowns and Chase Daniel threw two touchdown passes for Missouri (8-5).

Senior quarterback Matt Moore threw four touchdown passes, a Sun Bowl record, and ran for a fifth for Oregon State. He was 5-for-7 for 55 yards on the winning drive, set up after Sammie Stroughter's 38-yard punt return to the Oregon State 46.

Bernard's conversion run came after Missouri called a timeout to freeze kicker Alexis Serna before the extra point. Instead, it gave the Beavers time to persuade coach Mike Riley to go for two - and the gamble paid off.

Missouri had seven plays of 29 yards or longer, including Danario Alexander's 74-yard touchdown catch and Temple's 65-yard run. Missouri responded after Oregon State scored on its opening drive of the second half for a 21-17 lead.

Tommie Saunders' 29-yard TD catch from tight end Chase Coffman off a lateral gave the lead back to Missouri and Temple's 65-yard untouched touchdown run seemingly put the Tigers in control at 31-21 with 5:58 in the third.

The victory was the latest in a series of nail-biters for Oregon State, which beat Hawai'i and Oregon by a combined five points in the last two regular-season games.

Moore was 31-for-54 for 356 yards and set a school record of 182 passes without an interception before getting

SCORING SUMMARY

	1	2	3	4	-	F
OREGON STATE	14	0	7	18	-	39
MISSOURI	7	10	14	7	-	38

1st Quarter

11:30 **MIZZOU** Temple 7-yard run (Wolfert kick), 10-80 3:30
07:07 **OSU** Stroughter 13-yard pass from Moore (Serna kick), 13-80 4:23
00:38 **OSU** Moore 1-yard run (Serna kick), 8-40 4:55

2nd Quarter

11:21 **MIZZOU** Wolfert 30-yard field goal, 10-69 4:17
08:43 **MIZZOU** Alexander 74-yard pass from Daniel (Wolfert kick), 3-78 0:42

3rd Quarter

13:26 **OSU** Newton 11-yard pass from Moore (Serna kick), 4-41 1:34
11:14 **MIZZOU** Saunders 29-yard pass from Coffman (Wolfert kick), 5-71 2:12
0:58 **MIZZOU** Temple 65-yard run (Wolfert kick), 9-58 3:55

4th Quarter

13:06 **OSU** Serna 29-yard field goal, 9-58 3:55
12:08 **MIZZOU** Coffman 18-yard pass from Daniel (Wolfert kick), 4-80 0:58
06:02 **OSU** Bernard 7-yard pass from Moore (Serna kick), 7-76 2:14
00:23 **OSU** Newton 14-yard pass from Moore (Bernard rush), 7-54 1:00

Attendance: 65,277

TEAM STATISTICS

	OSU	MIZZOU
First Downs	30	21
Rushing	6	7
Passing	24	13
Penalty	0	1
Net Rushing	101	202
Net Passing	356	359
Pass Attempts	54	32
Pass Comp.	31	17
Pass INT	1	0
Offensive Plays	83	65
Net Yards	457	561
Fumbles-Lost	1-1	3-2
Penalties-Yards	2-15	1-15
Punts-Yards	5-213	5-191
Punt Returns-Yards	3-54	1-(-1)
Kickoff Returns-Yards	2-47	1-9
Possession Time	33:35	26:25
3rd Down Conversions	6-15	5-13
4th Down Conversions	2-3	1-1
Sacks by - Yards	3-23	2-16

INDIVIDUAL STATISTICS

RUSHING (Att-Yards-TD): Oregon State - Y. Bernard 23-97-0; R. Jackson 1-16; M. Moore 5-(-12)-1. **Missouri** - T. Temple 20-194-2; J. Perry 3-13; M. Rucker 1-9; C. Daniel 9-(-14).

PASSING (Att-Comp-Int-Yards-TD): Oregon State - M. Moore 54-31-1-356-4. **Missouri** - C. Daniel 29-16-0-330-2; C. Coffman 1-1-0-29-1; T. Saunders 1-0-0-0-0; TEAM 1-0-0-0-0.

RECEIVING (No-Yards-TD): Oregon State - S. Stroughter 8-87-1; Y. Bernard 8-69-1; J. Newton 6-74-2; B. Powers 3-51; J. Vandiver 3-26; R. Jackson 2-19; C. Johnson 1-30. **Missouri** - M. Rucker 6-67; C. Coffman 5-83-1; B. Ekwereku 2-79; T. Saunders 2-40-1; D. Alexander 1-74-1; J. Perry 1-16.

INTERCEPTIONS: Oregon State - None. **Missouri** - B. Massey 1.


FUMBLES (FF-FR): Oregon State - D. Drayton 1-0; E. Moala Liava'a 1-0; A. Darlin 0-1. **Missouri** - D. Terrell 1-0; X. Jackson 1-0; S. Sulak 0-1.

SACKS (No-Yards): Oregon State - A. Darlin 1.0-9; J. Van Orsow 1.0-9; D. Drayton 1.0-5; G. Lee 0.5-0. **Missouri** - X. Jackson 1.0-10; S. Sulak 1.0-6.

TACKLES (UA-A-Total): Oregon State - J. LaRocque 7-2-9; A. Darlin 5-1-6; S. Piscitelli 5-0-5; B. Payton 5-0-5; D. Doggett 3-2-5; C. Francies 4-0-4; A. Afalava 3-1-4; D. Drayton 2-2-4; G. Lawson 2-0-2; B. Cornell 1-1-2; G. Lee 1-1-2; G. Laybourn 1-0-1; K. Lewis 1-0-1; J. Van Orsow 1-0-1; B. Hughes 1-0-1; E. Moala Liava'a 1-0-1; R. Jackson 1-0-1; I. Cook 1-0-1; S. Morales 0-1-1. **Missouri** - D. Terrell 11-1-12; M. Bacon 7-2-9; X. Jackson 5-4-9; B. Massey 3-3-6; W. Moore 5-0-5; S. Sulak 5-0-5; B. Christopher 4-1-5; D. Harrington 2-3-5; D. Overstreet 4-0-4; L. Williams 3-0-3; E. Hood 2-1-3; D. Scott 2-0-2; D. Johnson 1-1-2; C. Brown 1-1-2; J. Smith 1-0-1; V. Alexander 1-0-1; S. Blair 0-1-1.

picked off by Brandon Massey in the third quarter. Oregon State retained possession on the play after Massey fumbled.

The longest season in OSU history ended with the Beavers posting the second most victories ever for the program with 10. Oregon State ended the year No. 21 in the final Associated Press Poll, and No. 22 in the final USA Today Poll and Bowl Championship Series standings.



2006 BRUT SUN BOWL ROSTER

Al Afalava, S
William 'Akau'ola Vea, DT
Yvenson Bernard, RB
Pernell Booth, DT
Kyle Brown, WR
Victor Butler, DE
Keo Camat, LB
Brady Camp, TE
Sean Canfield, QB
Aaron Carlson, LS
Tony Carrasco, RB
Shane Cavanaugh, S
Dennis Christopher, LB
Tim Clark, CB
Joel Cohen, LS
Curtis Coker, DT
Isaiah Cook, LB
Bryant Cornell, LB
Howard Croom, TE

Alan Darlin, LB
Brian Davilla, WR
Kyle DeVan, C
James Dockery, S
Derrick Doggett, LB
Daniel Drayton, S
Coye Francies, CB
Naymon Frank, DE
Matt Frosland, WR
Taani Fuahala, DL
Patrick Fuller, RB
Ryan Gunderson, QB
Austin Hall, S
Nathan Hannah, OL
Tom Hansen, LB
Zach Harris, OL
Marcus Henderson, C
Patrick Henderson, CB
Rickey Herod, CB

Brandon Hughes, WR
Mitchel Hunt, DT
Ruben Jackson, WR
Chris Johnson, WR
Justin Kahut, PK
Taylor Kavanaugh, WR
Casey Kjos, WR
Daniel Klobes, S
Adam Koets, OT
Keaton Kristick, LB
Jeff Kruskamp, DE
Joey LaRocque, QB
Gerard Lawson, CB
Greg Laybourn, S
Gerard Lee, DT
Joe Lemma, DE
Andy Levitre, OL
Keenan Lewis, CB
Josh Linehan, OT

Alex Linnenkohl, OL
Kyle Loomis, P
Kellen Marshall, CB
Gabe Miller, TE
Eric Moala Liava'a, LB
Adam Moble, S
Lyle Moevao, QB
Matt Moore, QB
Shane Morales, WR
Joe Newton, TE
Papapa Nicholas, DL
Aaron Nichols, WR
Casey Noack, LB
Slade Norris, LB
Lahaina Olsen-Kuroda, WR
Sam Oltman, WR
Timi Oshinowo, OL
Bryan Payton, S
Gregg Peat, OL

Jeremy Perry, OG
Sabby Piscitelli, S
Ryan Pohl, OL
Clinton Polk, RB
Brandon Powers, WR
John Reese, TE
Dwight Roberson, LB
Ikaika Rodenhurst, OL
Roy Schuening, OG
Alexis Serna, PK
Ben Siegert, DT
Matthew Sieverson, FS
Mana Silva, QB
Brennan Sim, QB
Dorian Smith, DE
Michael Sorem, RB
Adam Spær, OL
Eddie Stamm, LB
Andy Stewart, RB

Micah Strickland, RB
Sammie Stroughter, WR
Jon Strowbridge, P
Zach Tarver, WR
Tavita Thompson, OL
Suasesi Tuimaunei, S
Jeff Van Orsow, DE
Jason Vandiver, TE
Jake Webber, PK
Darnley Weekes, LB
Daniel Weis, TE
Anthony Wheat-Brown, WR



2004 — INSIGHT BOWL — OREGON STATE VS. NOTRE DAME

OREGON STATE
NOTRE DAME

38
21

Bank One Ballpark
Phoenix, Ariz. • Dec. 28, 2004

Weather — Indoors

For the second time since 2000 Oregon State and Notre Dame met in a bowl game in the Valley of the Sun. For the second time Oregon State made a statement with a 38-21 win over the Fighting Irish in the 16th annual Insight Bowl at Bank One Ballpark. The game was televised nationally by ESPN and featured an Insight Bowl attendance record of 45,917.

The Beavers, led by senior quarterback Derek Anderson, scored on two of their first three possessions and would eventually build a 21-0 lead midway through the second quarter. Notre Dame fought back to within 24-14 before Anderson put together arguably the best drive of his four-year career. The Scappoose native took OSU on a 90-yard, 12-play drive that concluded on a 1-yard touchdown pass to tight end Joe Newton, the last of two touchdown scores for the sophomore.

The win capped a rags to riches season for the Beavers and fourth-year head coach Mike Riley. OSU began the season 1-4, but rallied to win six of the final seven contests and end the year as one of the hottest teams in the nation.

"It was a big game for us," Anderson said. "To bounce back from the start that we had in this season and finish like this, it's huge."

Anderson, the offensive MVP of the Insight Bowl, tied a bowl record with four touchdown passes and turned in the sixth best passing mark in the history of the event with 358 yards. He connected with eight different receivers and was responsible for all but 20 yards of the entire offensive output.

Oregon State's first score was set up by a 52-yard punt return by freshman Sammie Stroughter. The Beavers began the drive at the Irish 27. Four plays later Anderson connected with senior George Gillett for a 12-yard score.

A second freshman set up the Beavers for their next score as Derrick Doggett blocked D.J. Fitzpatrick's punt and recovered on the four-yard line. Anderson found Newton on the second play, after being sacked, to push the lead to 14-0.

The Beavers third score came as Anderson found reserve tight end Dan Haines for 11 yards. Notre Dame desperately re-

sponded to stay in the game late in the half, scoring with 56 seconds remaining, on a 13-yard pass from quarterback Brady Quinn to tight end Anthony Fasano.

The second half began with cornerback Eric Williams intercepting Quinn as the Irish were putting together a nice drive that could have closed the gap. Williams' interception led to an Alexis Serna 38-yard field goal to make the score 24-7.

Notre Dame did close the gap to 24-14 after Jerome Collins blocked Sam Paulescu's punt. The Irish's best drive of the game went 49 yards on six plays and was capped by a Darius Walker five-yard touchdown run.

The third quarter ended with OSU leading 24-14 and Notre Dame appeared to have momentum on its side, before Anderson's game breaking 90-yard drive.

SCORING SUMMARY

	1	2	3	4	-	F
OREGON STATE	14	7	3	14	-	38
NOTRE DAME	0	7	7	7	-	21

1st Quarter

09:24 **OSU** Gillett 12-yard pass from Anderson (Serna kick), 4-27 1:18
05:41 **OSU** Newton 11-yard pass from Anderson (Serna kick), 2-10 0:48

2nd Quarter

07:49 **OSU** Haines 11-yard pass from Anderson (Serna kick), 5-45 2:49
00:56 **ND** Fasano 13-yard pass from Quinn (Fitzpatrick kick), 13-84 6:43

3rd Quarter

09:16 **OSU** Serna 38-yard field goal, 6-32 1:59
02:40 **ND** Walker 5-yard run (Fitzpatrick kick), 6-49 3:34

4th Quarter

12:17 **OSU** Newton 1-yard pass from Anderson (Serna kick), 12-90 5:23
04:52 **ND** McKnight 18-yard pass from Quinn (Fitzpatrick kick), 10-88 4:04
03:19 **OSU** Wright 2-yard run (Serna kick), 4-28 1:33

Attendance: 45,917

TEAM STATISTICS

	OSU	ND
First Downs	19	17
Rushing	2	3
Passing	17	11
Penalty	0	3
Net Rushing	20	59
Net Passing	358	217
Pass Attempts	45	33
Pass Comp.	28	18
Pass INT	0	1
Offensive Plays	63	66
Net Yards	378	276
Fumbles-Lost	1-0	0-0
Penalties-Yards	5-45	2-10
Punts-Yards	4-141	8-225
Punt Returns-Yards	5-77	1-7
Kickoff Returns-Yards	3-34	6-109
Possession Time	25:42	34:18
3rd Down Conversions	6-14	7-16
4th Down Conversions	1-1	0-0
Sacks by - Yards	2-13	3-23

INDIVIDUAL STATISTICS

RUSHING (Att-Yards-TD): Oregon State - D. Wright 9-24-1; R. Cole 3-3; TEAM 1(-)-1; D. Anderson 5(-)-6. **Notre Dame** - D. Walker 13-43-1; R. Grant 14-19; B. Quinn 4-10; M. Wilson 1-0; C. Anastasio 1(-)-13).

PASSING (Att-Comp-Int-Yards-TD): Oregon State - D. Anderson 45-28-0-358-4. **Notre Dame** - B. Quinn 29-17-1-214-2; P. Dillingham 3-1-0-3-0; J. Hoskins 1-0-0-0-0.


RECEIVING (No-Yards-TD): Oregon State - J. Newton 7-85-2; M. Hass 5-105; G. Gillett 4-62-1; M. Love 4-37; D. Haines 3-25-1; Y. Bernard 2-19; D. Wright 2-16; J. Hawkins 1-9. **Notre Dame** - J. Samardzija 5-89; R. McKnight 4-90-1; M. Wilson 2-3; D. Walker 1-13; A. Fasano 1-13-1; B. Palmer 1-6; R. Harris 1-3; R. Powers-Neal 1-2; J. Schmidt 1-1; M. Shelton 1(-)-3).

INTERCEPTIONS: Oregon State - A. Williams 1. **Notre Dame** - None.

FUMBLES (FF-FR): Oregon State - None. **Notre Dame** - None.

SACKS (No-Yards): Oregon State - T. Bray 1.5-11; C. Scott 1.0-9; A. Darkins 1.0-3; J. Pollard 1.0-2; S. Piscitelli 1.0-1; J. Van Orsow 0.5-6. **Notre Dame** - K. Budinscak 2.0-18; G. Pauly 1.0-2.

TACKLES (UA-A-Total): Oregon State - T. Bray 6-4-10; K. Ellison 3-5-8; M. Meeuwesen 4-2-6; J. Pollard 4-0-4; S. Piscitelli 3-0-3; B. Browner 3-0-3; C. Scott 1-2-3; C. Coker 1-2-3; A. Darkins 2-0-2; L. Herron 2-0-2; D. Doggett 2-0-2; B. Swancutt 2-0-2; A. Williams 2-0-2; B. Siegert 1-1-2; J. Van Orsow 1-1-2; K. Davidson 1-1-2; A. Smith 1-1-2; J. Lemma 0-2-2; G. Gillett 1-0-1; A. Darlin 1-0-1; C. Burnley 0-1-1. **Notre Dame** - T. Zbikowski 5-2-7; C. Campbell 4-0-4; P. Jackson 4-0-4; K. Budinscak 3-1-4; D. Ellick 3-1-4; D. Curry 2-2-4; B. Hoyte 2-1-3; M. Goolsby 1-2-3; Q. Burrell 2-0-2; V. Abiamiri 1-1-2; A. Wooden 1-1-2; C. Mays 0-2-2; C. Ndukwu 1-0-1; D. Fitzpatrick 1-0-1; T. Thomas 1-0-1; M. Richardson 1-0-1; M. Thomas 1-0-1; B. Quinn 1-0-1; C. Frome 1-0-1; G. Pauly 1-0-1; J. Samardzija 1-0-1; L. Bolen 0-1-1; B. Beidatsch 0-1-1; D. Landri 0-1-1.



2004 INSIGHT BOWL ROSTER

Derek Anderson, QB
Eric Anderson, LB
Sir Henry Anderson, DT
Yvenson Bernard, TB
Nick Bodeman, WR
Pernell Booth, DT
Trent Bray, LB
Brent Bridges, OG
Matt Brock, C
Brandon Browner, CB
Darrick Bruns, LS
Dallas Buck, DB
Charles Burnley, DB
Gabe Button, TE
Colt Charles, QB
Keller Christensen, LB
Curtis Coker, DT
Ryan Cole, TB
John Dailey, PK

Andy Darkins, LB
Alan Darlin, LB
Kevin Davidson, LB
Kyle DeVan, OL
Derrick Doggett, LB
Daniel Drayton, S
Keith Ellison, LB
Naymon Frank, DE
George Gillett, WR
Ryan Gunderson, QB
Zach Hagemeister, TE
Dan Haines, TE
Derek Hall, DT
Jim Hanchett, TE
Mike Hass, WR
Josh Hawkins, WR
Lamar Herron, S
Brian Hildebrand, QB
Brandon Hughes, WR

Nate Johns, WR
Michael Jones, TB
Paul Kirwan, QB
Adam Koets, OT
Jeff Kruskamp, TE
Seth Lacey, LB
Gerard Lawson, CB
Joe Lemma, DE
Andy Levitre, OL
Keenan Lewis, CB
Josh Linehan, OT
Pat Loney, TE
Marcel Love, WR
Kellen Marshall, CB
Mitch Meeuwesen, S
Chris Miller, OT
Joe Newton, TE
Doug Nienhuis, OT
Blake Normine, WR

Slade Norris, S
Corey O'Neill, PK
Star Paddock, LS
Sam Paulescu, P
Bryan Payton, CB
Jeremy Perry, OG
Kelly Phelps, LB
Sabby Piscitelli, S
Jonathan Pollard, LB
Brandon Powers, WR
Ryan Rainwater, DL
J.C. Ronnfeldt, OG
Adam Rothernfluh, QB
Joe Rudolph, DE
Brandon Scales, DE
Roy Schuening, OG
Brady Schlich, QB
Chaz Scott, LB
Alexis Serna, PK

Ben Siegert, DT
Matthew Sleverson, S
Alvin Smith, DT
Evan Smith, LB
Olaniyi Sobomihin, RB
Adam Speer, OL
Eddie Stamm, LB
Sammie Stroughter, WR
Jon Strowbridge, P
Bill Swancutt, DE
Kevin Swanigan, WR
Zach Tarver, WR
Tavita Thompson, DL
Caleb Tommasini, CB
Whitfield Usher, OL
Jeff Van Orsow, DE
Jimtavis Walker, RB
Daniel Weis, RB/LB
Jeremy Weldon, TE

Anthony Wheat-Brown, WR
Harvey Whiten, S
Aric Williams, CB
Dwight Wright, TB
Patrick Wu, OL



2003 — LAS VEGAS BOWL — OREGON STATE VS. NEW MEXICO

OREGON STATE
NEW MEXICO

55
14

Sam Boyd Stadium
Las Vegas, Nev. • Dec. 24, 2003

Weather — 58 degrees, Cloudy, Wind Calm

Mike Riley made his bowl game debut as a head coach a successful one, as Oregon State dominated New Mexico, winning 55-14.

The Beavers' roster was dotted with student-athletes from Las Vegas, and the thought of returning home for a bowl game was exciting, judging from the team's performance.

The Beavers opened the game with the ball and went 83 yards in nine plays for the first score. Quarterback Derek Anderson threw a 34-yard strike to tailback Steven Jackson, one of the Las Vegas boys, for the first of Jackson's bowl game-record-tying five touchdowns. Kirk Ylioniemi booted a 21-yard field goal on the next drive, giving OSU a 10-0 lead. New Mexico had no first downs at this point.

The Lobos used a Brand Ratcliff 40-yard kickoff return to set up their only score of the first three quarters. Quarterback Casey Kelly and Hank Baskett hooked up on a 27-yard pass to make the game 10-7, but that was about it for the Lobo offense for the half.

Oregon State ended the opening quarter with a 17-7 lead, as Anderson hit receiver Mike Hass for 42 yards on the final play of the opening stanza. The Beaver offense had already rolled up 204 yards and 10 first downs, while the Beaver defense had allowed just one first down.

The Beavers made it 24-7 midway through the second quarter on the first of four rushing touchdowns, this one a three-yard romp. Less than two minutes later, thanks to a UNM fumble, Jackson went 11 yards to make the score 31-7, the eventual halftime score.

The first half statistics were staggering. OSU had 17 first downs, UNM one. Total yardage was 308-35.

The Beaver defense once again stymied the Lobo offense on the first possession of the second half, and the Beaver offense extended the margin on its first drive. Jackson accounted for 48

of the 59 yards on the drive, including a six-yard score.

The teams traded punts for most of the remaining third quarter, before Ylioniemi's 31-yard field goal made it 41-7 at the end of three.

Jackson added another one-yard score early in the fourth quarter to end his night and ultimately his OSU career — he announced after the game that he was forgoing his final year of college eligibility and entering the NFL Draft. Jackson ended the game with 149 yards rushing. Anderson also sat on the sideline for the rest of the game after passing for 322 yards and two touchdowns.

The teams traded touchdowns to end

SCORING SUMMARY

	1	2	3	4	-	F
OREGON STATE	17	14	10	14	-	55
NEW MEXICO	7	0	0	7	-	14

1st Quarter

09:59 **OSU** Jackson 34-yard pass from Anderson (Ylioniemi kick), 9-83 5:01
06:38 **OSU** Ylioniemi 21-yard field goal, 7-48 1:21
04:59 **UNM** Baskett 27-yard pass from Kelly (Zunker kick), 5-34 1:39
00:00 **OSU** Hass 42-yard pass from Anderson (Ylioniemi kick), 5-88 2:12

2nd Quarter

08:40 **OSU** Jackson 3-yard run (Ylioniemi kick), 9-60 3:47
07:01 **OSU** Jackson 11-yard run (Ylioniemi kick), 2-15 0:46

3rd Quarter

12:57 **OSU** Jackson 6-yard run (Ylioniemi kick), 4-59 0:35
02:41 **OSU** Ylioniemi 31-yard field goal, 11-63 4:29

4th Quarter

12:06 **OSU** Jackson 1-yard run (Ylioniemi kick), 6-39 3:06
09:22 **UNM** Counter 17-yard pass from McKamey (Zunker kick), 5-63 2:44
04:40 **OSU** Hawkins 19-yard pass from Rothenfluh (Ylioniemi kick), 12-72 4:42

Attendance: 25,437

TEAM STATISTICS

	OSU	UNM
First Downs	29	7
Rushing	10	3
Passing	17	3
Penalty	2	1
Net Rushing	154	6
Net Passing	386	121
Pass Attempts	41	23
Pass Comp.	27	10
Pass INT	1	1
Offensive Plays	76	57
Net Yards	540	127
Fumbles-Lost	1-1	1-1
Penalties-Yards	10-94	13-103
Punts-Yards	3-112	10-391
Punt Returns-Yards	5-16	1-0
Kickoff Returns-Yards	3-65	8-175
Possession Time	29:16	30:19
3rd Down Conversions	7-14	2-14
4th Down Conversions	1-1	0-0
Sacks by - Yards	5-44	1-3

INDIVIDUAL STATISTICS

RUSHING (Att-Yards-TD): Oregon State - S. Jackson 28-149-4; J. Newson 1-5; D. Wright 5-3; D. Anderson 1-(-3). **New Mexico** - A. Byrd 2-13; K. McKamey 5-7; D. Moore 11-5; L. Brody 1-3; T. Thomas 2-(-1); D. Cox 4-(-1); C. Kelly 9-(-20).

PASSING (Att-Comp-Int-Yards-TD): Oregon State - D. Anderson 32-21-1-322-2; A. Rothenfluh 8-6-0-64-1; J. Newson 1-0-0-0-0. **New Mexico** - C. Kelly 12-4-0-32-1; K. McKamey 9-4-1-25-1; M. Brunker 1-1-0-18-0; H. Baskett 1-1-0-46-0.


RECEIVING (No-Yards-TD): Oregon State - T. Euhus 7-121-0; M. Hass 6-88-1; S. Jackson 5-51-1; J. Newson 3-57; G. Gillett 3-25; J. Hawkins 1-19-1; J. Newton 1-15; D. Wright 1-10. **New Mexico** - D. Counter 2-63-1; M. Augustyniak 2-11; T. Thomas 2-3; H. Baskett 1-27-1; K. McKamey 1-18; Z. Cresap 1-3; D. Moore 1-(-4).

INTERCEPTIONS: Oregon State - S. Piscitelli 1. **New Mexico** - N. Speegle 1.

FUMBLES (FF-FR): Oregon State - C. Scott 0-1. **New Mexico** - S. Kincaid 0-1.

SACKS (No-Yards): Oregon State - C. Scott 1.5-19; B. Swancutt 1.5-10; D. Edwards 1.5-9; R. Seigler 0.5-4. **New Mexico** - D. Kegler 1.0-3.

TACKLES (UA-A-Total): Oregon State - T. Bray 5-2-7; K. Davidson 3-4-7; L. Turner 3-3-6; D. Edwards 1-5-6; C. Scott 3-2-5; R. Seigler 2-3-5; B. Swancutt 2-1-3; H. Whiten 2-1-3; K. Phelps 2-0-2; J. Lemma 1-1-2; J. Jean-Baptiste 1-1-2; J. Newson 1-1-2; B. Siegert 0-2-2; J. Pollard 0-2-2; M. Hass 1-0-1; A. Williams 1-0-1; M. Meeuwse 1-0-1; TEAM 1-0-1; B. Browner 1-0-1; J. Weldon 1-0-1; K. Ylioniemi 1-0-1; B. Scales 0-1-1; S. Anderson 0-1-1; D. Hall 0-1-1; A. Smith 0-1-1; R. Cole 0-1-1; S. Piscitelli 0-1-1. **New Mexico** - D. Gawronski 3-4-7; N. Speegle 2-5-7; B. Ratcliff 5-1-6; G. Fulbright 4-2-6; S. Wiley 4-2-6; J. Bazinet 3-3-6; B. Strother 1-5-6; D. Kegler 3-2-5; Z. Rupp 2-3-5; M. Parker 2-2-4; J. Malone 1-3-4; K. Walton 1-2-3; B. Payne 1-2-3; M. Mohoric 1-2-3; M. Lovato 0-3-3; S. Kincaid 0-2-2; T. Golden 0-2-2; A. Haynes 1-0-1; J. Paoli 1-0-1; H. Baskett 1-0-1; K. Coulter 1-0-1.



the game. Reserve quarterback Adam Rothenfluh finished the scoring with a 19-yard pass to Josh Hawkins.

The Beaver defense, led partly by Las Vegas natives Richard Seigler, Jonathan Pollard and Lawrence Turner, limited the Lobos to 127 yards of offense.

2003 LAS VEGAS BOWL ROSTER

Eric Anderson, LB
Derek Anderson, QB
Sir Henry Anderson, DT
Zac Babb, OL
Yvenson Bernard, TB
Trent Bray, LB
Brent Bridges, OG
Matt Brock, C
Brandon Browner, CB
Darrick Bruns, LS
Dallas Buck, S
Gabe Button, TE
Brandon Catanesse, DB
Colt Charles, QB
Brad Ching, WR
Keller Christensen, LB
Cole Clasen, WR
Brandon Cobb, DB
Curtis Coker, DT

Ryan Cole, RB
D.J. Coote, CB
Patrick Custer, LS
John Dailey, PK
Andy Darkins, LB
Kevin Davidson, LB
Matt Davis, OG
Kyle DeVan, OL
Derrick Doggett, LB
Dwan Edwards, DT
Tim Euhus, TE
Kenny Farley, WR
Sean Fong, DB
Naymon Frank, DE
Jason Fyda, OG
Phil Ghilarducci, WR
George Gillett, WR
Ryan Gunderson, QB
Jason Haas, OL

Dan Haines, TE
Derek Hall, DT
Mike Hass, WR
Josh Hawkins, WR
Jeremy Hoover, DB
Jamaal Jackson, CB
Steven Jackson, TB
Jayson Jean-Baptiste, DE
Danny Kalavi, WR
Brian Kilkenny, OT
Paul Kirwan, QB
Adam Koets, OT
Jeff Kruskamp, TE
Seth Lacey, LB
Gerard Lawson, CB
Scott Lawson, WR
Joe Lemma, DE
Josh Linehan, OT
Brandon Lockheart, OT

Pat Loney, TE
David Lose, OG
Jason Lowe, LB
Kellen Marshall, CB
Doug Meeuwse, LB
John Miller, P
James Newson, WR
Joe Newton, TE
Doug Nienhuis, OT
Kelly Phelps, LB
Sabby Piscitelli, SS
Jonathan Pollard, LB
Brandon Powers, WR
Jake Pratt, OT
Brandon Robinson, WR
J.C. Ronfeldt, OG
Adam Rothenfluh, QB
Dan Rothwell, DE
Joe Rudulph, DE

Ryan Rufefer, QB
Kanan Sanchez, OG
Brandon Scales, DE
Brady Schalich, QB
Roy Schuening, OG
Chaz Scott, LB
Chris Scott, DT
Richard Seigler, LB
Alexis Serna, PK
Ben Siegert, DT
Alvin Smith, DT
Scott Smith, TE
Olaniyi Sobomohin, TB
Arcadius St. Laurent, WR
Jon Strowbridge, P
Bill Swancutt, DE
Carl Tobey, P
Lawrence Turner, SS
Whitfield Usher, OG

Jeff Van Orsov, DE
Jeremy Weldon, TE
Anthony Wheat-Brown, DB
Harvey Whiten, S
Aric Williams, CB
Justin Williams, CB
Brent Wismer, PK
Ross Wopat, PK
Dwight Wright, TB
Patrick Wu, OT
Kirk Ylioniemi, PK



2002 — INSIGHT.COM BOWL — OREGON STATE VS. PITTSBURGH

PITTSBURGH
OREGON STATE

38
13

Bank One Ballpark
Phoenix, Ariz. • Dec. 26, 2002

Weather — 46 degrees, Clear, Wind Calm

What a difference a half makes.

After heading to the locker room following the first half tied 10-10 with the No. 24 ranked Pittsburgh Panthers, things fell apart for Oregon State in the second half. The Beavers wound up dropping a 38-13 decision to Pitt at the Insight Bowl before 40,533 fans at Bank One Ballpark.

Despite the defeat, it was another very successful season for Oregon State. The Beavers made their third trip in four years to a bowl game and OSU finished the season with eight victories (8-5), which tied for the fourth most season wins in school history.

Pittsburgh opened the scoring by taking the opening kickoff and moving 69 yards in six plays to score when wide receiver Larry Fitzgerald made a diving finger tip reception of a 40-yard touchdown pass from Rod Rutherford with 11:50 left in the quarter. The Panther touchdown amounted to only the third offensive TD allowed by the Beavers' defense during the first quarter of play in the 2002 season.

Oregon State bounced right back with a quick touchdown of its own to quickly tie the contest. It took the Beavers less than two minutes to knot the score at 7-7. OSU moved 72 yards in only three plays. On a second-down play from the OSU 35-yard line, the Beavers' James Newson caught a quick pass from Derek Anderson and appeared to be tackled after about a 10-yard gain. Instead, Newson's knee did not go down and he broke free for a 65-yard TD run down the sideline to tie the game.

Neither team had a scoring threat again until the second quarter. On OSU's fourth possession of the game, the Beavers drove from their own 10 to Pitt's 32 where the drive stalled. Kirk Ylioniemi then booted a 50-yard field goal to give OSU a 10-7 lead with 7:56 left in the half. For Ylioniemi, the 50-yard field goal matched his career long successful kick.

It appeared OSU would take its 10-7 lead to the locker room, but a great play by Pitt's special teams of downing a punt on OSU's 3-yard line led to an eventual field goal. Unable to move away from the goal line, the Beavers' Carl Tobey punted from the end zone and Pitt got the ball at OSU's 32-yard line with 1:07 to play. Pitt reached OSU's 27-yard line and David Abdul booted a 45-yard field goal as time ran out in the first half.

Pitt's Tez Morris intercepted an Anderson pass during OSU's first possession of the second half and returned the pick 37 yards to the OSU 23-yard line to change the entire momentum of the game. It was the only interception thrown by Anderson. Three plays later Rutherford scored on a 1-yard run for a 17-10 Panther lead.

The backbreaker for OSU came later in the third

SCORING SUMMARY

	1	2	3	4	-	F
PITTSBURGH	7	3	14	14	-	38
OREGON STATE	7	3	3	0	-	13

1st Quarter

11:50 **PITT** Fitzgerald 40-yard pass from Rutherford (Abdul kick), 6-69 3:10
09:54 **OSU** Newson 65-yard pass from Anderson (Ylioniemi kick), 3-72 1:56

2nd Quarter

07:56 **OSU** Ylioniemi 50-yard field goal, 10-58 3:53
00:00 **PITT** Abdul 45-yard field goal, 7-5 1:07

3rd Quarter

12:08 **PITT** Rutherford 1-yard run (Abdul kick), 2-23 0:26
03:26 **PITT** Robinson 66-yard punt return (Abdul kick)
00:36 **OSU** Ylioniemi 31-yard field goal, 10-56 2:50

4th Quarter

05:38 **PITT** Miree 7-yard run (Abdul kick), 7-44 2:50
03:02 **PITT** Palko 8-yard run (Abdul kick), 4-18 2:11

Attendance: 40,533

TEAM STATISTICS

	OSU	PITT
First Downs	20	21
Rushing	3	10
Passing	16	7
Penalty	1	4
Net Rushing	70	117
Net Passing	319	183
Pass Attempts	45	26
Pass Comp.	21	13
Pass INT	1	0
Offensive Plays	77	67
Net Yards	327	300
Fumbles-Lost	2-1	0-0
Penalties-Yards	9-90	7-55
Punts-Yards	6-241	7-287
Punt Returns-Yards	4-26	4-83
Kickoff Returns-Yards	6-152	4-61
Possession Time	29:40	30:20
3rd Down Conversions	8-18	5-13
4th Down Conversions	0-2	0-0
Sacks by - Yards	5-38	3-19

INDIVIDUAL STATISTICS

RUSHING (Att-Yards-TD): Oregon State - S. Jackson 19-34; D. Wright 7-22; D. Anderson 6(-48). **Pittsburgh** - B. Miree 20-113-1; L. Polite 3-11; T. Palko 1-8; J. Walker 2-2; TEAM 2(-1); T. Murphy 1(-2); R. Rutherford 12(-14).

PASSING (Att-Comp-Int-Yards-TD): Oregon State - D. Anderson 45-21-1-319-1. **Pittsburgh** - R. Rutherford 26-13-0-183-1.

RECEIVING (No-Yards-TD): Oregon State - J. Newson 10-65-1; T. Euhus 3-72; C. Clasen 2-29; S. Kintner 2-25; S. Jackson 2-14; K. Farley 2-14.

Pittsburgh - L. Fitzgerald 5-88-1; L. Slade 3-36; B. Miree 2-35; M. Furman 2-17; K. Wilson 1-7.

INTERCEPTIONS: Oregon State - None. **Pittsburgh** - T. Morris 1.

FUMBLES (FF-FR): Oregon State - None. **Pittsburgh** - C. Humphries 1-0; B. Guzek 0-1.

SACKS (No-Yards): Oregon State - N. Happe 2.0-11; B. Swancutt 1.5-13; N. Barnett 1.0-9; E. Manning 0.5-5. **Pittsburgh** - C. Harriott 2.0-16; V. Crochunis 0.5-2; B. Guzek 0.5-1.


TACKLES (JA-A-Total): Oregon State - N. Happe 3-6-9; N. Barnett 2-7-9; E. Manning 2-6-8; M. Meeuwssen 2-5-7; E. Tuma 0-7-7; D. Edwards 1-5-6; T. Roberts 3-2-5; R. Seigler 2-3-5; B. Swancutt 1-4-5; J. Lee 2-1-3; D. Weathersby 2-1-3; L. Turner 1-2-3; C. Carlyle 2-0-2; T. Bray 1-1-2; T. Euhus 1-0-1; B. Catanese 1-0-1; J. Pollard 1-0-1; P. Loney 0-1-1; C. Scott 0-1-1; S. Lacey 0-1-1; R. Kanekeberg 0-1-1. **Pittsburgh** - T. Cox 7-1-8; L. Moore 3-5-8; G. Hayes 3-5-8; B. Guzek 0-7-7; C. Harriott 5-1-6; C. Humphries 2-4-6; S. Robinson 4-1-5; T. Morris 2-3-5; V. Crochunis 2-2-4; B. Beinecke 2-2-4; G. Urschler 1-3-4; T. Gilliard 1-3-4; W. Ferguson 2-0-2; S. Spencer 1-1-2; T. Gray 1-1-2; T. Smith 0-2-2; M. Pinder 0-2-2; D. Stephens 1-0-1; J. Holthaus 0-1-1; S. McCurley 0-1-1; J. Horne 0-1-1.

quarter when the Panthers' Shawn Robinson returned a punt 66 yards for a touchdown to give Pitt a 24-10 lead with 3:26 remaining in the period.

The Beavers had a good chance to get back into the game on their next possession. OSU moved from its own 30 to the Pitt 7-yard line for first and goal. However, Anderson got sacked on first down (loss of 7 yards) and the Beavers were held to a 31-yard field goal by Ylioniemi. The field goal by Ylioniemi was his 15th consecutive successful boot of the season, which tied the OSU career record.

Pittsburgh added a pair of touchdowns in the fourth quarter when the Beavers gave the Panthers great field position as a result of failing on a fourth down attempt and a fumble.

One huge problem for OSU in the game was its inability to establish the run. Steven Jackson entered the game as the nation's No. 4 leading rusher and the Beavers' season record holder, but he finished the game with only 34 yards.



2002 INSIGHT.COM BOWL ROSTER

Derek Anderson, QB
Nick Barnett, LB
Jayson Boyd, WR
Trent Bray, LB
Nate Brentano, WR
Matt Brock, C
Travis Brown, WR
Calvin Carlyle, CB
Brandon Catanese, FS
Ryan Casca, PK
Cole Clasen, WR
Matt Davis, OG
Dwan Edwards, DT
Tim Euhus, TE
Kenny Farley, WR
Josh Farrell, TB
Peter Gregg, DE
Noah Happe, DE
Mike Hass, WR

Jamaal Jackson, CB
Jermaine Jackson, TE
Steven Jackson, TB
Shamon Jamerson, CB
Jayson Jean-Baptiste, DE
Riley Jenkins, TB
Ryan Kanekeberg, LB
Brian Kilkenny, DT
Shawn Kintner, WR
Mike Kuykendall, OG
Seth Lacey, LB
James Lee, DT
Pat Loney, TE
David Lose, OG
Jason Lowe, LB
Eric Manning, DT
Mitch Meeuwssen, FS
Dustin Murray, SS
James Newson, WR

Doug Nienhuis, DT
Jonathan Pollard, LB
Terrell Roberts, CB
Tyler Ross, TE
Adam Rothenfluh, QB
Kanan Sanchez, OG
Chaz Scott, LB
Richard Seigler, LB
Bill Swancutt, DE
Carl Tobey, P
Seth Trimmer, WR
Erik Tuma, LB
Lawrence Turner, SS
Dennis Weathersby, CB
Jeremy Weldon, DT
Aric Williams, CB
Dwight Wright, TB
Kirk Ylioniemi, PK



2001 ('00 SEASON) — FIESTA BOWL — OREGON STATE VS. NOTRE DAME

OREGON STATE
NOTRE DAME

41
9

Sun Devil Stadium
Tempe, Ariz. • Jan. 1, 2001

Weather — 63 degrees, Clear, W-5 (West)

Oregon State played its best and most complete football game of the season in routing No. 10 Notre Dame 41-9 in the 30th annual Tostitos Fiesta Bowl in the Beavers' first-ever appearance in a BCS Bowl.

Oregon State totally dominated the Irish from the opening kickoff. The Beavers led only 12-3 at halftime and Notre Dame was fortunate the margin wasn't larger as OSU rolled up 278 yards in the first half, including 246 through the air, to 98 for the Irish.

The Beavers scored on three of their four possessions in the first half. On the one possession OSU did not score, the Beavers drove 83 yards in nine plays, only to be stopped on fourth down at the Notre Dame 1-yard line. Patrick McCall was thrown for a 4-yard loss on fourth down as OSU was attempting to stretch its 6-0 lead. As it was, the Beavers took only four plays to score on their next possession, which started at their 10-yard line. After a 14-yard pass to T.J. Houshmandzadeh and a 2-yard run by Ken Simonton, Jonathan Smith connected on a 74-yard TD pass to Chad Johnson boosting OSU's lead to 12-0.

Notre Dame had generated only eight yards in total offense on six offensive plays in the first quarter, a quarter dominated by the aggressive Beaver defense.

It took a major mistake by OSU for Notre Dame to avoid being shut out in the first half. The Beavers had the Irish pinned on their own 2-yard line facing a third down-and-31 situation. OSU forced an incomplete pass, but the Beavers' Calvin Carlyle was flagged for a late hit on the play and the 15-yard personal foul carried an automatic first down. The Irish took advantage of the break and marched to OSU's 12-yard line before kicking a 29-yard field goal as time expired in the first half.

The third quarter will be remembered forever by Beaver fans, as OSU pummeled Notre Dame with a 29-point blitz-

krieg. It all started innocently enough as the Irish forced the Beavers to punt for the first time in the contest after holding OSU on the opening series. The floodgates opened after that. In the span of eight minutes the Beavers accounted for 29 points.

On Notre Dame's first possession of the second half, Darnell Robinson sacked Irish quarterback Matt LoVecchio on second down and forced a fumble in the process. Two plays later Smith connected on a 23-yard TD pass to Houshmandzadeh. Next came a bizarre punt return for a TD as Houshmandzadeh returned a Notre Dame punt from OSU's 27, was hit at the 50 and fumbled, only

SCORING SUMMARY

	1	2	3	4	-	F
OREGON STATE	3	9	29	0	-	41
NOTRE DAME	0	3	0	6	-	9

1st Quarter

07:27 OSU Cesca 32-yard field goal, 11-59 5:32

2nd Quarter

14:55 OSU Cesca 29-yard field goal, 12-50 5:08

04:18 OSU Johnson 74-yard pass from Smith (Cesca kick), 4-90 1:08

00:00 ND Setta 29-yard field goal, 15-65 4:18

3rd Quarter

12:04 OSU Houshmandzadeh 23-yard pass from Smith (Cesca kick), 2-26 0:45

09:08 OSU Roberts 45-yard punt return (Prescott pass)

07:02 OSU Johnson 4-yard pass from Smith (Cesca kick), 4-22 0:58

04:54 OSU Simonton 4-yard run (Cesca kick), 4-55 1:31

4th Quarter

06:07 ND Fisher 1-yard run (LoVecchio rush failed), 12-57 5:10

Attendance: 75,428

TEAM STATISTICS

	OSU	ND
First Downs	20	18
Rushing	7	5
Passing	12	7
Penalty	1	6
Net Rushing	156	17
Net Passing	319	138
Pass Attempts	25	33
Pass Comp.	17	13
Pass INT	0	2
Offensive Plays	64	70
Net Yards	446	155
Fumbles-Lost	3-1	2-1
Penalties-Yards	18-174	7-42
Punts-Yards	3-117	6-249
Punt Returns-Yards	4-106	2-(-1)
Kickoff Returns-Yards	1-12	6-146
Possession Time	29:47	30:13
3rd Down Conversions	5-13	4-15
4th Down Conversions	1-2	0-2
Sacks by - Yards	5-42	3-15

INDIVIDUAL STATISTICS

RUSHING (Att-Yards-TD): Oregon State - K. Simonton 18-85-1; A. Battle 8-32; P. McCall 10-25; N. Stremick 1-(-2); J. Smith 2-(-13). **Notre Dame** - J. Jones 13-30; T. Howard 8-28; T. Fisher 5-9-1; T. Lopienski 1-0; J. Getherall 1-(-1); M. LoVecchio 9-(-49).

PASSING (Att-Comp-Int-Yards-TD): Oregon State - J. Smith 24-16-0-305-3; N. Stremick 1-1-0-14-0. **Notre Dame** - M. LoVecchio 33-13-2-138-0.

RECEIVING (No-Yards-TD): Oregon State - T. Houshmandzadeh 6-74-1; C. Johnson 4-93-2; M. Maurer 3-82; R. Prescott 2-41; P. McCall 1-15; T. Moala 1-14. **Notre Dame** - D. Givens 4-23; J. Hunter 3-57; D. O'Leary 2-36; T. Fisher 2-2; J. Getherall 1-10; J. Jones 1-10.

INTERCEPTIONS (No-Yards): Oregon State - K. Heyward-Johnson 1; D. Robinson 1. **Notre Dame** - None.

FUMBLES (FF-FR): Oregon State - D. Robinson 1-0; E. Manning 0-1. **Notre Dame** - R. Boiman 2-0; A. Denman 1-0; J. Beckstrom 0-1.


SACKS (No-Yards): Oregon State - L. Jackson 2.0-14; R. Atkinson 1.0-11; D. Robinson 1.0-9; D. Grant 1.0-8; E. Manning 1.0-6. **Notre Dame** - A. Wisne 1.0-7; R. Boiman 1.0-6; D. Dykes 1.0-2.

TACKLES (UA-A-Total): Oregon State - J. Allen 7-0-7; D. Robinson 4-3-7; T. Carroll 3-4-7; R. Seigler 3-1-4; B. Marthaller 2-2-4; D. Grant 3-0-3; T. Moala 2-1-3; R. Atkinson 2-1-3; L. Jackson 2-1-3; D. Edwards 1-2-3; E. Manning 2-0-2; N. Barnett 2-0-2; J. Newson 1-1-2; E. Tuma 1-1-2; J. Cookus 1-1-2; C. Carlyle 1-1-2; K. Rosselle 1-0-1; N. Happe 1-0-1; C. O'Neal 1-0-1; R. Walker 1-0-1; J. Jacobs 1-0-1; K. Heyward-Johnson 1-0-1; N. Stremick 1-0-1; B. Tulikihihifo 0-1-1; G. Brown-Davis 0-1-1; S. O'Reilly 0-1-1; D. Weathersby 0-1-1; T. Roberts 0-1-1. **Notre Dame** - A. Denman 5-4-9; R. Boiman 5-4-9; T. Driver 4-3-7; R. Roberts 0-5-5; R. Israel 2-2-4; P. Ryan 2-2-4; T. Harrison 1-3-4; C. Jefferson 3-0-3; A. Wisne 2-1-3; G. Earl 2-1-3; B. Williams 2-0-2; S. Walton 2-0-2; G. Sapp 2-0-2; L. Legree 1-1-2; J. Beckstrom 1-1-2; J. Smith 1-1-2; J. Getherall 1-0-1; A. Weaver 1-0-1; D. Campbell 1-0-1; D. Dykes 1-0-1; V. Duff 1-0-1; C. Hilliard 0-1-1; C. Watson 0-1-1.

to have teammate Terrell Roberts field the ball in the air and race 45 yards for a TD.

Smith passed 4-yards to Johnson for another score and Simonton, who had 85 yards rushing on 18 carries, scored the final Beaver TD on a 4-yard run.

Smith was named the Offensive Player of the Game after completing 16 of 24 passes for 305 yards and 3 touchdowns. Robinson was named the Defensive Player of the Game after recording seven tackles, a sack, two tackles for loss, a pass breakup and a pass interception.



2001 FIESTA BOWL ROSTER

Junior Adams, WR
James Allen, LB
Ryan Atkinson, DT
Nick Barnett, LB
Antonio Battle, TB
Nate Brentano, WR
Matt Brock, C
Greg Brown-Davis, LB
Turner Byrd, WR
Calvin Carlyle, FS
Terrence Carroll, SS
Ryan Cesca, PK
Jake Cookus, SS
Jared Cornell, OG
Paul Davidian, OG
Lee Davis, OT
Matt Davis, OG
Keith DiDomenico, OG
Dwan Edwards, DT

Robbie Enghusen, OT
Tim Euhus, TE
Mike Fessler, P
Steve Frketch, OG
Samuel Gage, CB
Brad Gerry, DB
Chris Gibson, C
George Gillett, WR
DeLawrence Grant, DE
Terrance Gray, CB
Peter Gregg, DL
Jason Haas, C
Jarvez Hall, DL
Noah Happe, LB
Mike Havens, DL
Keith Heyward-Johnson, CB
Aaron Hill, WR
Shayne House, QB
T.J. Houshmandzadeh, WR

LaDairis Jackson, DE
Jason Jacobs, FS
Shamon Jamerson, CB
Dustin Janz, OL
Riley Jenkins, WR
Bennie Johnson, TE
Chad Johnson, WR
Greg Jones, LB
Ryan Kanekeberg, QB
Colin Kealoha, OL
Brian Kilkenny, OT
Shawn Kintner, WR
Mike Kuykendall, OT
Seth Lacey, LB
Pat Loney, TE
David Lose, DT
Eric Manning, DT
Robert Marthaller, SS
Marty Maurer, TE

Patrick McCall, TB
Tyler McClaughey, OG
Mitch Meeuwssen, SS
Tevita Moala, LB
Eric Mobley, FS
Ron Montellih, WR
Tim Murdick, LB
James Newson, WR
Doug Nienhuis, OT
Charles O'Neal, DT
Sefa O'Reilly, DE
Mike Payton, WR
Ryan Petersen, WR
Jonathan Pollard, LB
Robert Prescott, WR
Terrell Roberts, SS
Darnell Robinson, LB
Tyler Ross, TE
Kyle Rosselle, DE

Adam Rothenfluh, QB
Dan Rothwell, DE
Kanan Sanchez, OG
Vincent Sandogal, OT
Luke Scott, DB
Richard Seigler, MLB
Ken Simonton, TB
Jonathan Smith, QB
Paul Soto, DL
Matt Stanwood, PK
Nick Stremick, QB
Robert Sykes, OG
Johan Thomas, CB
Tyler Thomas, QB
Carl Tobey, P
Daniel Torres, DT
Sanders Trent, WR
Seth Trimmer, WR
Brian Tulikihihifo, DE

Erik Tuma, LB
Casey Waletich, LB
Ricky Walker, CB
Mark Walsh, TE
Dennis Weathersby, CB
Mike White, PK
Mitch White, OT
Aric Williams, CB
Aaron Wright, SS
Dwight Wright, TB
Kirk Yliniemi, PK



1999 — O'AHU BOWL — OREGON STATE VS. HAWAII

HAWAII
OREGON STATE

23
17

Aloha Stadium
Honolulu, Hawaii • Dec. 24, 1999

Weather — 79 degrees, Fair, W-15-25 (South-Southwest)

Oregon State fans invaded the Islands in mass as the program made its first bowl appearance since January of 1965. The Beavers had the unenviable chore of playing the University of Hawaii Rainbow Warriors in the O'ahu Bowl at UH's home field — Aloha Stadium.

Oregon State looked like it was on its way to its first post-season victory since the 1962 Liberty Bowl, when it took its first possession 79 yards in 10 plays to score on Ken Simonton's 1-yard run with 8:23 left in the opening quarter. He rushed for 30 yards on OSU's first play from scrimmage and accounted for 40 yards on the first TD drive.

OSU got a big break late in the first period and didn't capitalize on the opportunity, which might have been one of the big plays of the game. OSU had to punt on its second possession and UH's Avion Weaver fumbled after a hit by Terrence Carroll, who also recovered the ball at the Hawaii 14-yard line. The Beavers were unable to move the ball and Ryan Cesca's 42-yard field goal sailed right, seemingly giving Hawaii new confidence.


Hawaii took advantage of OSU's only turnover of the game to get on the scoreboard. Jonathan Smith fumbled a snap from center at the Beavers' 24 yard line. The Rainbows were stopped at the 8-yard line and settled for a 26-yard field goal by Eric Hannum. Hawaii tried an onside kick following the field goal, but the Beavers recovered for great field position at the Hawaii 49.

Once again, Cesca missed on a field goal attempt from 31 yards out. The Warriors took over on their own 20 and put together their only long drive of the game, moving 80 yards in eight plays to score on a 9-yard pass from Dan Robinson to Channon Harris, putting Hawaii up 10-7. OSU tied the contest on the final play of the first half, a 37-yard field goal by Cesca, following an interception by Calvin Carlyle.

Hawaii scored 10 points in the third quarter and the Beavers were held scoreless as they could not sustain a drive. The Rainbows moved out to a 23-10 lead with 2:58 left in the game on a 35-yard field goal by Hannum and appeared to have the game locked up at that point. However, OSU's offense finally caught fire and Smith moved the Beavers 81 yards in 10 plays in only 1:31 elapsed time as Simonton scored on a 13-yard draw play to narrow the margin to 23-17.

Then, the biggest play of the game occurred following the Beaver touchdown. OSU executed an onside kick and Roddy Tompkins recovered at the Hawaii 48. But, an official threw a flag indicating the Beavers had not lined up properly and voided the recovery. The next onside kick went out of bounds and Hawaii was able to run out the remaining 1:27.

Simonton was named OSU's outstanding player



SCORING SUMMARY

	1	2	3	4	-	F
HAWAII	0	10	10	3	-	23
OREGON STATE	7	3	0	7	-	17

1st Quarter

08:08 OSU Simonton 1-yard run (Cesca kick), 10-79 4:59

2nd Quarter

12:40 UH Hannum 26-yard field goal, 6-16 2:05

06:05 UH Harris 9-yard pass from Robinson (Hannum kick), 8-80 3:19

00:00 OSU Cesca 37-yard field goal, 5-33 0:36

3rd Quarter

08:30 UH Harris 30-yard pass from Robinson (Hannum kick), 6-70 3:32

02:10 UH Hannum 22-yard field goal, 9-54 3:46

4th Quarter

02:58 UH Hannum 35-yard field goal, 10-35 4:31

01:27 OSU Simonton 13-yard run (Cesca kick), 10-81 1:31

Attendance: 40,974

TEAM STATISTICS

	OSU	UH
First Downs	24	21
Rushing	12	5
Passing	12	11
Penalty	0	5
Net Rushing	209	83
Net Passing	269	266
Pass Attempts	40	40
Pass Comp.	19	23
Pass INT	0	1
Offensive Plays	75	64
Net Yards	438	349
Fumbles-Lost	3-1	3-1
Penalties-Yards	14-138	9-88
Punts-Yards	6-216	4-163
Punt Returns-Yards	3-2	4-25
Kickoff Returns-Yards	6-79	1-18
Possession Time	31:09	28:51
3rd Down Conversions	6-16	5-14
4th Down Conversions	1-1	0-1
Sacks by - Yards	0-0	6-30

INDIVIDUAL STATISTICS

RUSHING (Att-Yards-TD): Oregon State - K. Simonton 18-157-2; A. Battle 6-19; J. Smith 11(-)-7. **Hawaii** - A. Weaver 18-85; A. Thompson 1-3; C. Stutzmann 2-2; D. Robinson 3(-)-6.

PASSING (Att-Comp-Int-Yards-TD): Oregon State - J. Smith 40-19-0-269-0. **Hawaii** - D. Robinson 40-23-1-266-2.

RECEIVING (No-Yards-TD): Oregon State - I. Percoats 5-67; R. Prescott 4-61; K. Simonton 3-25; T. Houshmandzadeh 2-53; S. Kintner 2-27; M. Maurer 1-16; M. Jones 1-14; R. Tompkins 1-6. **Hawaii** - C. Harris 5-81-2; A. Weaver 5-65; C. Stutzmann 4-50; A. Lelie 4-43; D. Carter 4-29; D. Carter 1(-)-2.

INTERCEPTIONS: Oregon State - C. Carlyle 1. **Hawaii** - None.

FUMBLES (FF-FR): Oregon State - T. Carroll 1-1; D. Robinson 1-0. **Hawaii** - S. Butts 1-0; T. Tuoti 0-1.

SACKS (No-Yards): Oregon State - None. **Hawaii** - L. Fuga 1-0-7; D. Sims 1-0-6; M. Iosua 1-0-5; TEAM 1-0-5; J. Ulbrich 1-0-4; M. Paul 1-0-3.

TACKLES (UA-A-Total): Oregon State - C. Carlyle 6-2-8; T. Carroll 5-1-6; D. Robinson 5-0-5; K. Heyward-Johnson 4-0-4; L. Jackson 3-0-3; S. Ball 3-0-3; A. Wells 3-0-3; J. Allen 2-1-3; J. Jackson 1-2-3; T. Talataina 1-1-2; D. Grant 1-1-2; R. Walker 1-0-1; S. Jamerson 1-0-1; T. Moala 1-0-1; N. Barnett 1-0-1; I. White 1-0-1; J. Cookus 1-0-1; M. Moore 1-0-1; S. Gage 1-0-1. **Hawaii** - J. Ulbrich 7-2-9; D. Miller 5-2-7; S. Tucker 6-0-6; M. Iosua 4-1-5; N. Jackson 4-1-5; Q. LeJay 4-0-4; F. Armstrong 3-0-3; A. Smith 3-0-3; B. Espinoza 2-0-2; L. Fuga 2-0-2; M. Paul 2-0-2; Y. Warren 1-1-2; C. Riccardi 1-1-2; P. Austin 1-1-2; S. Butts 1-1-2; J. Correia 1-0-1; TEAM 1-0-1; D. Sims 1-0-1; L. Williams 1-0-1; C. Garnier 1-0-1; J. Fenderson 1-0-1; T. Tuoti 0-1-1.

of the game after rushing for 157 yards, scoring two touchdowns and accounting for 182 all-purpose yards.

1999 O'AHU BOWL ROSTER

Junior Adams, WR
James Allen, LB
Ryan Atkinson, DE
Clint Autry, CB
Shawn Ball, DT
Nick Barnett, SS
Antonio Battle, RB
Brandon Boice, LB
Nate Brentano, WR
Greg Brown-Davis, LB
Terrance Bryant, QB
Turner Byrd, WR
Calvin Carlyle, SS
Terrence Carroll, FS
Ryan Cesca, PK
Mark Christensen, OG
Jake Cookus, SS
Rory Cordial, QB
Jared Cornell, OL

Paul Davidian, OL
Matt Davis, OG
Keith DiDomenico, C
Dwan Edwards, DE
Robbie Enghusen, OT
Tim Euhus, TE
Mike Fessler, P
Steve Fkretich, OG
Samuel Gage, SS
Chris Gibson, OL
DeLawrence Grant, DE
Terrance Gray, CB
Peter Gregg, LB
Todd Grusmeyer, WR
Hashim Hall, TB
Noah Happe, DL
Jason Haas, OL
Keith Heyward-Johnson, CB
Aaron Hill, WR

Shayne House, QB
T.J. Houshmandzadeh, WR
Jonathan Jackson, LB
LaDairis Jackson, DE
Jason Jacobs, FS
Shamon Jamerson, CB
Dustin Janz, OL
Bennie Johnson, TE
Monjiero Jones, WR
Colin Kealoha, OL
Brian Kilkenny, OL
Shawn Kintner, WR
Aaron Koch, OG
Mike Kuykendall, OT
David Lose, DT
Paul Luoma, DT
Eric Manning, DT
Robert Marthaller, FS
Martin Maurer, TE

Patrick McCall, TB
Tyler McClaughey, OL
Tevita Moala, LB
Eric Moblely, TB
Micah Moore, LB
Matt Moore, DL
Tim Murdick, LB
James Newson, WR
Charles O'Neal, DT
Sefa O'Reilly, LB
Imani Percoats, WR
Greg Petty, TE
Robert Prescott, WR
Jarrod Reed, OL
Terrell Roberts, CB
Darnell Robinson, LB
Tyler Ross, TE
Kyle Rosselle, DE
Dan Rothwell, DT

Vincent Sandoval, OL
Richard Seigler, LB
Richard Shepherd, PK
Ken Simonton, TB
Jonathan Smith, QB
Matt Smith, DB
Chad Sorenson, WR
Matt Stanwood, PK
Nick Stremick, QB
David Swopes, TB
Robert Sykes, OL
Toalei Talataina, DE
Robert Theus, OG
Tyler Thomas, QB
Carl Tobey, P
Roddy Tompkins, WR
Daniel Torres, DE
Seth Trimmer, WR
Brian Tulikihifo, DT

Erik Tuma, LB
Casey Waleitch, LB
Ricky Walker, CB
Mark Walsh, TE
Dennis Weathersby, CB
Aaron Wells, DT
Isaac White, LB
Jason White, OT
Mike White, PK
Mitch White, OT
Aaron Wright, FS



1965 ('64 SEASON) — ROSE BOWL — OREGON STATE VS. MICHIGAN

MICHIGAN
OREGON STATE

34
7

Rose Bowl
Pasadena, Calif. • Jan. 1, 1965

Despite this visual evidence to the contrary, the Rose Bowl can be anything but a bed of roses. Oregon State found that out on January 1, 1965, losing to Michigan 34-7. The No. 8-ranked Beavers had gone into the game as 11-point underdogs to the No. 4-ranked Wolverines, but OSU did go into the game with some optimism.

Early on, Oregon State looked like it might pull off a stunner. After a scoreless first quarter, the Beavers took a 7-0 lead on a Doug McDougal 5-yard pass from Paul Brothers, but Michigan led 12-7 at halftime and the lead would grow.

Leading up to the game, there was controversy. When OSU and Oregon rejoined the Athletic Association of Western Universities for the 1964 season, schools didn't have time to juggle their schedules for a full round-robin slate of conference games. The Beavers and USC both finished with 3-1 records in league play, the selection of the Rose Bowl representative was left up to a vote of the conference's faculty athletic representatives; OSU had an 8-2 overall mark to USC's 7-3. The decision didn't sit well with many in and around Los Angeles and the Beavers took quite a bit of grief from the press and public during their visit.

Oregon State head coach Tommy Prothro left the school shortly after the game to become the head coach at UCLA.

SCORING SUMMARY

	1	2	3	4	-	F
MICHIGAN	0	12	15	7	-	34
OREGON STATE	0	7	0	0	-	7

2nd Quarter

- OSU** McDougal 5-yard pass from Brothers (Clark kick)
- UM** Anthony 84-yard run (Sygar kick failed)
- UM** Ward 43-yard run (pass failed)

3rd Quarter

- UM** Anthony 1-yard run (Timberlake run)
- UM** Anthony 7-yard run (Timberlake run)

4th Quarter

- UM** Timberlake 24-yard run (Sygar kick)

Attendance: 100,423

INDIVIDUAL STATISTICS

RUSHING (Att-Yards-TD): Oregon State - C. Shaw 4-28; C. Watkins 8-24; B. Washington 3-15; G. Queen 4-0; P. Brothers 12-(-3). **Michigan** - M. Anthony 13-123-3; C. Ward 10-88-1; B. Timberlake 12-57-1; D. Fisher 5-30; J. Detwiler 5-16; R. Sygar 1-8; L. Lee 1-5; R. Wells 1-3; R. Volk 1-1; W. Gabier 1-1; B. Dehlin 1-0.

PASSING (Att-Comp-Int-Yards-TD): Oregon State - P. Brothers 17-9-0-89-1; G. Queen 16-10-0-9-0. **Michigan** - B. Timberlake 10-7-0-77-0; F. Evashevski 1-1-0-6-0.

RECEIVING (No-Yards-TD): Oregon State - D. Moreland 4-29; C. Watkins 3-43; B. Grim 3-42; S. Miller 3-21; L. Frketch 2-23; C. Shaw 1-8; D. McDougal 1-5; M. Sullivan 1-5; M. Crowston 1-2. **Michigan** - J. Henderson 4-34; J. Detwiler 1-30; B. Farabee 1-8; C. Kirby 1-6; M. Anthony 1-5.



OSU LINEUP
OFFENSE

- LE Bob Grim, Scott Miller
- LT Bill Stellmacher, Ken Brusven
- LG Warren Cole, Norm Winton, Joe Heacock
- C Hoyt Keeney, Rockne Freitas, Doug Suckling
- RG Al Funston, Jerry Neil
- RT Rich Koeper, Jim Wilkin
- TE Doug McDougal, Len Frketch, Tom Coccione, Mike Sullivan
- QB Paul Brothers, Gordon Queen
- LH Cliff Watkins, Charlie Shaw, Marv Crowston
- RH Olvin Moreland
- FB Booker Washington
- K Steve Clark

DEFENSE

- LE Greg Hartman, Thurman Bell
- LT Dennis Rozario, Ron Aarts
- DG Dave Gould
- DG Doug John
- RT George Carr
- RE Al East
- LB Jack O'Billovich
- LB Dick Ruhl
- LHB Tom Osmer
- S Dan Espalin
- RHB Jim Smith

COACHING STAFF Head Coach Tommy Prothro, Bob Zelinka, Ron Siegrist, Bobb McKittrick, Joe Francis, John Cooper, Jerry Long

1965 ROSE BOWL ROSTER

- Ron Aarts, tackle, Riverside, Calif., 6-4, 206
- Thurman Bell, end, Fresno, Calif., 6-0, 182
- Paul Brothers, back, Roseburg, 6-1, 181
- Ken Brusven, tackle, Redwood City, Calif., 6-3, 223
- George Carr, tackle, Los Angeles, Calif., 6-2, 198
- Steve Clark, kicker, Springfield, 6-2, 210
- Tom Coccione, end, Kirkland, Wash., 6-0, 175
- Warren Cole, guard, Stockton, Calif., 6-1, 207
- Marv Crowston, back, Vernonia, 6-0, 179
- Al East, end, Portland, 5-10, 181
- Dan Espalin, back, Wilmington, Calif., 5-9, 173
- Rockne Freitas, center, Honolulu, Hawaii, 6-6, 259
- Len Frketch, end, Chino, Calif., 6-3, 212
- Al Funston, guard, Medford, 5-8, 179
- Jim Godfrey, linebacker, Portland, 6-3, 196
- Dave Gould, guard, North Bend, 6-0, 215
- Bobby Grim, end, Red Bluff, Calif., 6-0, 176
- Greg Hartman, end, Independence, 6-1, 178
- Joel Heacock, guard, Springfield, 6-1, 188

- Doug John, guard, Roseburg, 6-2, 236
- Hoyt Keeney, center, Portland, 6-2, 202
- Rich Koeper, tackle, Redwood City, Calif., 6-4, 246
- Russ Kuhns, linebacker, Aberdeen, Wash., 5-10, 200
- Doug McDougal, end, Portland, 6-4, 222
- Scott Miller, end, Kelso, Wash., 6-4, 205
- Olvin Moreland, end, Los Angeles, Calif., 5-10, 180
- Jerry Neil, guard, Sacramento, Calif., 6-2, 200
- Jack O'Billovich, linebacker, Butte, Mont., 6-0, 210
- Tim Osmer, back, San Jose, Calif., 6-1, 175
- Pete Pifer, back, Ridgecrest, Calif., 5-10, 206
- Gordon Queen, back, Richmond, Calif., 6-1, 185
- Dennis Rozario, tackle, Hayward, Calif., 6-0, 204
- Dick Ruhl, linebacker, Heppner, 6-1, 203
- Lew Scott, end, West Conshohocken, Pa., 5-11, 159
- Charlie Shaw, back, Santa Ana, Calif., 6-0, 198
- Dan Sleg, back, Medford, 5-8, 175
- Jim Smith, back, Sacramento, Calif., 6-0, 167
- Bill Stellmacher, tackle, Albany, 6-0, 222

- Doug Suckling, center, Vancouver, Wash., 6-2, 206
- Mike Sullivan, end, Kennewick, Wash., 6-4, 207
- Wayne Valley, guard, San Leandro, Calif., 6-4, 238
- Booker Washington, back, Los Angeles, Calif., 5-10, 193
- Cliff Watkins, back, Modesto, Calif., 5-10, 185
- Jim Wilkin, tackle, Red Bluff, Calif., 6-0, 220
- Norm Winton, guard, Vancouver, B.C., 6-3, 235



1962 — LIBERTY BOWL — OREGON STATE VS. VILLANOVA

OREGON STATE
VILLANOVA

6
0

Philadelphia Stadium
Philadelphia, Pa. • Dec. 15, 1962

With the temperature 17 degrees at kickoff, only 17,048 fans made their way to the enormous arena on the south side to see the No. 17-ranked Beavers beat hometown Villanova 6-0. Wrote the late George Pasero of The Oregon Journal: "The Liberty Bowl was televised, of course, with an estimated audience of 27 million in saloons and living rooms a lot more comfortable than the 17,048 human ice cakes who attended."

Both teams switched from cleats to tennis shoes prior to the game due to frozen footing.

The only score came on Terry Baker's 99-yard run with 9:54 left in the first quarter, and Oregon State spent the rest of the afternoon holding off the Wildcats. OSU's undersized line was pushed around between the 20-yard lines and Villanova outgained the Beavers 309-299, but Oregon State came up with four fumbles and two interceptions.

Baker wasn't all of Oregon State's offense, but it was close. He rushed for 137 yards and passed for 123. His performance clinched his Heisman Trophy.

OSU LINEUP

- LE Vern Burke, Paul Seale, Scott Miller
- LT Jim Funston, Joe Bonilla
- LG George Gnos, Rick Nelson, Warren Cole
- C Dick DeBisschop, Hoyt Keeney, John Farrell
- RG Ross Cariaga, Don Doman, Al Funston
- RT Jerry Neil, Tim Holley, Rich Koeper
- RE Fred Jones, Len Frketch, Doug McDougal
- QB Terry Baker, Rich Brooks
- LH Dan Espalin, Dick Jones, Jim Sinyard
- RH Dan Sieg, Olvin Moreland
- FB Bruce Williams, Booker Washington, Dick Ruhl

COACHING STAFF Head Coach Tommy Prothro, Bob Watson, Bobb McKittrick, Ron Siegrist, Bob Zelinka, Bob Gambold, Jerry Long


SCORING SUMMARY

	1	2	3	4	-	F
OREGON STATE	6	0	0	0	-	6
VILLANOVA	0	0	0	0	-	0

1st Quarter

OSU Baker 99-run (pass failed)

Attendance: 17,048




INDIVIDUAL STATISTICS

RUSHING (Att-Yards-TD): Oregon State - T. Baker 13-137-1; B. Washington 7-21; B. Williams 4-12; D. Jones 1-9; D. Sieg 1-1; D. Espalin 4-(-4). **Villanova** - B. Joe 14-66; L. Rettino 12-49; J. Thomas 9-46; L. Glueck 5-33; R. Richman 8-20; J. Boyle 4-19; B. Merendo 4-18; T. Aceto 3-(-5).

PASSING (Att-Comp-Int-Yards-TD): Oregon State - T. Baker 21-9-0-123-0. **Villanova** - T. Aceto 8-5-1-61-0; R. Richman 2-1-1-2-0.

RECEIVING (No-Yards-TD): Oregon State - L. Frketch 3-43; V. Burke 3-33; D. Espalin 1-17; O. Moreland 1-17; D. Sieg 1-13. **Villanova** - M. Delane 1-22; J. Clifford 1-19; J. Thomas 1-8; R. Richman 1-8; B. Joe 1-4; B. Merendo 1-2.



Terry Baker's 99-yard run was the only score in the 1962 Liberty Bowl.

1962 LIBERTY BOWL ROSTER

- Tim Ankersen, center, Buena Park, Calif., 5-10, 178
- Terry Baker, back, Portland, 6-3, 191
- Thurman Bell, end, Fresno, Calif., 5-11, 171
- Joe Bonilla, tackle, Selma, Calif., 5-10, 201
- Rich Brooks, back, Grass Valley, Calif., 5-11, 172
- Vern Burke, end, Bakersfield, Calif., 6-4 1/2, 188
- Ross Cariaga, guard, Fresno, Calif., 5-9, 189
- Steve Clark, kicker, Springfield, 6-2, 190
- Warren Cole, guard, Stockton, Calif., 6-1, 186
- Dick DeBisschop, center, San Anselmo, Calif., 6-0, 192
- Ron Doman, guard, Ontario, 5-10, 189
- Dan Espalin, back, Wilmington, Calif., 5-7, 168
- John Farrell, center, Sacramento, Calif., 6-0, 194
- Len Frketch, end, Chino, Calif., 6-3, 195
- Al Funston, guard, Medford, 5-9, 182
- Jim Funston, tackle, Medford, 6-0, 210

- George Gnos, guard, Novato, Calif., 6-1, 200
- Jeff Harris, tackle, Aberdeen, Wash., 6-1, 201
- Tom Holley, tackle, Burbank, Calif., 6-1, 209
- Dick Jones, back, Donora, Pa., 5-8, 166
- Fred Jones, end, Oroville, Calif., 5-10, 181
- Hoyt Keeney, center, Portland, 6-2, 194
- Rich Koeper, tackle, Redwood City, Calif., 6-4, 225
- Doug McDougal, end, Portland, 6-4, 211
- Fred Miller, tackle, Stockton, Calif., 5-11, 188
- Scott Miller, end, Kelso, Wash., 6-4 1/4
- Olvin Moreland, back, Los Angeles, Calif., 5-11, 174
- Jerry Neil, tackle, Sacramento, Calif., 6-2, 205
- Rick Nelson, guard, Salem, 5-11, 196
- Art O'Grady, back, Wilmington, Calif., 5-10, 187
- Gordon Queen, back, Berkeley, Calif., 6-1, 181
- Ed Rice, back, Acampo, Calif., 5-9, 175

- Dick Ruhl, linebacker, Heppner, 6-1, 204
- Paul Seale, end, Vancouver, B.C., 6-3, 196
- Dan Sieg, back, Medford, 5-9, 169
- Jim Sinyard, back, Redding, Calif., 5-10, 168
- Doug Suckling, center, Vancouver, Wash., 6-2, 189
- Booker Washington, back, Los Angeles, Calif., 5-10, 179
- Bruce Williams, back, Auburn, Calif., 6-0, 196
- Mike Youngquist, tackle, Salem, 6-2, 195



1957 ('56 SEASON) — ROSE BOWL — OREGON STATE VS. IOWA

IOWA
OREGON STATE

35
19

Rose Bowl
Pasadena, Calif. • Jan. 1, 1957

Oregon State played in its second Rose Bowl game, but its first at the Rose Bowl. The Beavers' previous appearance was in 1942 in the only Rose Bowl not played in Southern California — the game was moved to Durham, N.C. because of World War II.

A crowd of 100,000 witnessed 10th-ranked Oregon State victimized by some early mistakes and the Beavers lost 35-19 to third-ranked Iowa. OSC head coach Tommy Prothro and the Beavers had already had one crack at Iowa, losing to the Hawkeyes 14-13 on Iowa's home field in early October; it was the first Rose Bowl to pair teams that had already played during the regular season. Wrote the late George Pasero of The Oregon Journal after talking to the Beavers after the game: "All the opinions ended up at the same place. OSC tackling was the worst of the season and no one seemed able to explain why."

Halfback Joe Francis rushed for 73 yards and passed for another 130 yards to lead Oregon State's offensive attack. Back Sterling Hammock had four receptions for 65 yards.

OSC LINEUP

LE Norm Thiel, Dwayne Fournier
 LT John Witte, Ernie Zwahlen
 LG John Sniffen, Bobb McKittrick
 C Dick Corrick, Buzz Randall, Spiro Anagnos
 RG Jim Brackins, Vern Ellison
 RT Dave Jesmer, Ted Bates, Ed Rogers
 RE Bob DeGrant, Frank Negri, John Clark
 QB Gerry Laird, Ted Searle, Gary Lukehart
 LH Joe Francis, Paul Lowe, Tony Arana
 RH Earnel Durden, Sterling Hammock, Chuck Marsh, John Owings
 FB Tom Berry, Nub Beamer, Bob Milum
 COACHING STAFF Head Coach Tommy Prothro, Clay Stapleton, Bob Watson, Bob Zelinka, John Thomas, Dick Twenge.

SCORING SUMMARY

	1	2	3	4	-	F
IOWA	14	7	7	7	-	35
OREGON STATE	0	6	6	7	-	19

1st Quarter

IOWA Ploen 49-yard run (Prescott kick)
 IOWA Hagler 9-yard run (Prescott kick)

2nd Quarter

OSC Berry 34-yard run (kick failed)
 IOWA Happel 5-yard run (Prescott kick)

3rd Quarter

IOWA Hagler 66-yard run (Prescott kick)
 OSC Beamer 1-yard run (kick failed)

4th Quarter

IOWA Gibbons 16-yard pass from Ploen (Prescott kick)
 OSC Hammack 35-yard pass from Francis (Beamer run)



Attendance: 100,000

INDIVIDUAL STATISTICS

RUSHING (Att-Yards-TD): Oregon State - J. Francis 15-73; N. Beamer 7-31-1; E. Durden 3-25; T. Berry 4-20-1; P. Lowe 11-20; S. Hammack 2-(-3). **Iowa** - C. Hagler 10-85-2; D. Dobrino 4-64; K. Ploen 8-59-1; B. Happel 10-27-1; W. Gravel 8-27; J. Nocera 3-24; F. Harris 1-7; K. Furlong 1-6; D. Kloewer 1-3; E. Veit 1-0.

PASSING (Att-Comp-Int-Yards-TD): Oregon State - J. Francis 12-10-0-130-1; P. Lowe 1-0-0-0-0; T. Arana 1-0-0-0-0. **Iowa** - K. Ploen 10-9-0-83-1; R. Duncan 4-2-1-24-0; E. Veit 1-0-0-0-0.

RECEIVING (No-Yards-TD): Oregon State - S. Hammack 4-65; N. Beamer 2-31; B. DeGrant 1-14; B. Berry 1-11; P. Lowe 1-7; N. Thiel 1-2. **Iowa** - J. Gibbons 5-61-1; F. Harris 2-21; J. Nocera 2-19; F. Gilliam 1-15; W. Gravel 1-(-9).



Joe Francis had 207 yards of total offense vs. Iowa in the 1957 Rose Bowl.

1957 ROSE BOWL ROSTER

Spiro Anagnos, center, Lodi, Calif., 5-9, 176
 Tony Arana, back, Vale, 5-11, 168
 Ted Bates, tackle, Los Angeles, Calif., 6-3, 206
 Nub Beamer, back, Roseburg, 5-11, 189
 Tom Berry, back, Los Angeles, Calif., 5-9, 183
 Bill Blackburn, back, Monmouth, 5-7, 170
 Jim Brackins, guard, Redlands, Calif., 6-0, 195
 Dennis Brundage, guard, Roseburg, 5-10, 181
 Larry Chamberlain, back, Sheridan, 5-6, 163
 John Clarke, kicker, Independence, 5-9, 188
 Dick Corrick, center, LaJolla, Calif., 5-7, 161
 Bob DeGrant, end, Burlingame, Calif., 6-1, 196
 Earnel Durden, back, Los Angeles, Calif., 5-10, 160
 Vern Ellison, guard, Corvallis, 6-1, 221
 Dwayne Fournier, end, McMinnville, 6-2, 178
 Joe Francis, back, Honolulu, Hawaii, 6-1, 186
 Sterling Hammack, back, San Bruno, Calif., 5-11, 170
 Jack Hogan, guard, Portland, 6-0, 192
 Dave Jesmer, tackle, Oma Ranch, Calif., 6-2, 226

Gerry Laird, back, Tulare, Calif., 5-11, 194
 Paul Lowe, back, Los Angeles, Calif., 6-0, 168
 Gary Lukehart, back, Campbell, Calif., 6-0, 173
 Chuck Marsh, back, Longview, Wash., 6-1, 174
 Carl Maxwell, end, Antioch, Calif., 6-1, 174
 Bob Milum, back, Newport, Harbor, Calif., 5-10, 175
 Bobb McKittrick, guard, Baker, 6-0, 185
 Phil Naylor, tackle, Riverside, Calif., 5-9, 173
 Frank Negri, end, Los Angeles, Calif., 5-9, 173
 John Owings, back, Canby, 5-4, 140
 Jim Peoples, tackle, Butte, Mont., 6-2, 205
 Buzz Randall, center, Estacada, 6-1, 198
 Chuck Reich, end, Newport Harbor, Calif., 6-2, 180
 Ed Rogers, tackles, Waikuku, Hawaii, 6-2, 210
 Terry Salisbury, tackle, Salem, 5-10, 184
 Sonny Sanchez, guard, San Francisco, Calif., 5-9, 184
 Ted Searle, back, Honolulu, Hawaii, 192
 John Sniffen, guard, Roseville, Calif., 5-11, 209
 Norm Thiel, end, Chowchilla, Calif., 6-0, 179

Joe Wade, center, Los Angeles, Calif., 6-2, 205
 John Witte, tackle, Klamath Falls, 6-2, 232
 Ernie Zwahlen, tackle, Beaverton, 6-1, 194



1942 ('41 SEASON) — ROSE BOWL — OREGON STATE VS. DUKE

OREGON STATE
DUKE

20
16

Duke Stadium
Durham, N.C. • Jan. 1, 1942

GAME NOTES

Courtesy of George Edmonston, Jr.

This game produced two important firsts. It was OSU's first-ever trip to the famous New Year's Day classic, and it remains the only Rose Bowl played outside Pasadena, which has prompted sports historians over the years to prefix the bowl's famous name with the word "displaced."

The reason was due to the blackout of the West Coast that had followed the attack on Pearl Harbor. The host stadium was Duke University's home field in Durham, N.C., with the undefeated Blue Devils picked as 3-1 favorites. Oregon State's victory came as a big surprise to Eastern and Southern sportswriters, with Sid Feder of the Associated Press writing, "Probably never in the quarter century history of the Tournament of Roses had such a completely overlooked betting underdog jumped up to beat the big fellows. Oregon State came East to the wonderment of most of Dixie as to why the Westerners were going to show up at all."

Beaver boss Lon Stiner, at 38 and the youngest head coach in Rose Bowl history, had prepared his team with a passing attack that dazzled the North Carolinians. Jack Gunther of UPI wrote, "The Beavers skipped and slammed and flicked passes with an ease and finesse which completely baffled the record crowd."

For Oregon State, the star was Dan Durdan, who passed and ran Oregon State College to victory. He was awarded Player of the Game honors and later inducted into the Rose Bowl Hall of Fame. Beaver greats Bob Dethman and George Zelick also added points. Duke blocking back Tommy Prothro also played magnificently.

In one of the great ironies in the annals of college football, Prothro would one day become Oregon State head coach and take the Beavers to not one but two Rose Bowls. The football practice field at OSU bears his name. Returning home, the victorious Stiner and company were feted at a special Rose Bowl Banquet with Oregon Gov. Charles Sprague one of the principal speakers. In 1985, the entire squad was inducted into the State of Oregon Sports Hall of Fame. In 1988 they entered the OSU Athletic Hall of Fame. OSU fans at the time considered the game to be the greatest win in school history.

The winning score came in the third quarter when Gene Gray scored on a 68-yard pass from Bob Dethman.

SCORING SUMMARY

	1	2	3	4	-	F
OREGON STATE	7	0	13	0	-	20
DUKE	0	7	7	2	-	16

1st Quarter

OSC Durdan 15-yard run (Simas kick)

2nd Quarter

DUKE Lach 3-yard run (Gantt kick)

3rd Quarter

OSC Zellick 31-yard pass from Dethman (Simas kick)


DUKE Siegfried 1-yard run (Gantt kick)

OSC Gray 68-yard pass from Dethman (kick failed)

4th Quarter

DUKE Safety, Durdan tackled in the end zone by Karmazin


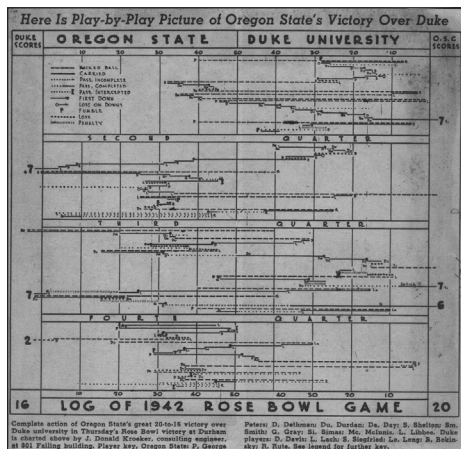
Attendance: 56,000



1942 ROSE BOWL ROSTER

- George Bain, tackle, Portland, 5-11, 208 (2)
- James Busch, back, Silverton, 5-11, 203
- Glenn Byington, tackle, Philomath, 6-2, 190
- Martin Chaves, guard, Baker, 5-11, 191 (5)
- Boyd Clement, center, Portland, 6-2, 203 (4)
- Stan Czech, tackle, Harvey, Ill., 6-0, 200 (3)
- Joe Day, back, Seaside, 5-10, 187 (11)
- Bob Dethman, back, Hood River, 5-10, 185 (9)
- Don Durdan, back, Eureka, Calif., 5-9, 172 (10)
- Gene Gray, back, Portland, 5-10, 165 (10)
- Quentin Greenough, center, San Gabriel, Calif., 5-8, 183 (4)
- Lee Gustafson, end, Portland, 5-11, 181 (9)
- Bill Halverson, guard, Portland, 6-2, 230 (3)
- Lew Hammers, end, Harvey, Ill., 6-2, 176
- Bob Libbee, back, Sacramento, Calif., 5-10, 172 (10)
- Marv Markman, back, The Dalles, 6-0, 206
- Bill McInnis, back, Great Falls, Mont., 6-0, 184
- Norm Newman, guard, Aberdeen, Wash., 5-9, 185
- Ted Ossowski, tackle, Beatrice, Neb., 6-0, 204
- Bob Panagis, center, Los Angeles, Calif., 5-11, 197
- Frank Parker, guard, Astoria, 5-11, 196 (6)
- Warren Perryman, end, Portland, 6-0, 187 (1)
- George Peters, back, Ventura, Calif., 6-1, 194 (8)
- Norm Peters, end, Ventura, Calif., 6-0, 183 (7)
- Bob Proctor, end, Rainier, 5-10, 177
- Bob Saunders, tackle, Yuba City, Calif., 6-2, 207 (6)
- Choc Shelton, back, Union, 5-11, 194 (11)
- Warren Simas, back, Arcata, Calif., 5-11, 205 (11)
- Everett Smith, back, Coquille, 6-0, 180 (9)
- Lloyd Wickett, tackle, Aberdeen, 6-0, 197 (2)
- Jack Yoshihara
- George Zellick, end, Lewiston, Mont., 5-11, 184 (1)
- Orville Zielaskowski, guard, St. Helens, 6-0, 200 (5)

OSC LINEUP: See roster above. Key: 1-LE; 2-LT; 3-LG; 4-C; 5-RG; 6-RT; 7-RE; 8-QB; 9-LH; 10-RH; 11-FB



1949 — PINEAPPLE BOWL —
OREGON STATE VS. HAWAII

OREGON STATE	47
HAWAII	27

Honolulu Stadium
Honolulu, Hawaii • Jan. 1, 1949

SCORING SUMMARY

	1	2	3	4	-	F
OREGON STATE	14	13	14	6	-	47
HAWAII	0	14	6	7	-	27

SCORING

Oregon State: Touchdowns; Ken Carpenter 2, Andy Knudsen 2, Don Samuel, Rudy Ruppe, Dick Twenge; PATs, Stan McGuire 5 (place kicks)
Hawaii: Touchdowns; Jyan Hirota 3, Dang; PATs, Asato 3 (place kicks)

Attendance: 15,000

OSC LINEUP

LE Bob Grove, Craig McMicken, Harry Barnes
LT Tom Desylvia, Jay Simon
LG Ron McCreary, Bill Marsters
C Bill Overman, Al Gray, Jack Swarbrick, Bob Krell
RG Ed Carmichael, Bud Cahill
RT Bill Austin, Jim Inglesby
RE Stan McGuire, Bud Gibbs
QB Rudy Ruppe
LH Don Samuel, Dick Gray, Bob Laidlaw
RH Ken Carpenter, Ron Newton, Walt Kelly, Andy Knudsen
FB Dick Twenge, Duane Moore, Garth Rouse, Cliff Snider, Duke Byers
COACHING STAFF Head Coach Lon Stiner, Jim Dixon, Bob Dethman, Lee Gustafson, Al Cox, Jack Begelman

GAME NOTES

Total Yards: OSC 399 Hawaii 406.
Rushing: OSC 287 Hawaii 256.
Passing: OSC 5 completions for 112 yards
Hawaii 15 completions for 150 yards.
First Downs: OSC 18 Hawaii 19.

1949 PINEAPPLE BOWL ROSTER

Bill Austin, tackle, Woodburn, 6-1, 212
Harry Barnes, end, Milton-Freewater, 6-0, 182
Duke Byuers, back, Veronia, 5-11, 190
Bud Cahill, guard, Seaside, 5-10, 206
Ed Carmichael, guard, Modesto, Calif., 6-2, 222
Ken Carpenter, back, Seaside, 6-0, 184
Tom Desylvia, guard, Butte, Mont., 5-11, 211
Al Gray, center, Portland, 5-9, 183
Dick Gray, back, Portland, 5-10, 172
Bud Gibbs, end, Hood River, 6-0, 199
Bob Grove, end, Portland, 6-3, 188
Jim Hanker, guard, Ventura, Calif., 6-4, 215
Jim Inglesby, tackle, Portland, 6-2, 205
Walt Kelly, back, Portland, 5-9, 180
Andy Knudsen, back, Eureka, Calif., 6-0, 184
Bob Krell, center, Roseburg, 6-2, 195
Bob Laidlaw, back, Los Angeles, Calif., 5-11, 160
Bill Marsters, guard, Roseburg, 6-1, 220
Ron McCreary, guard, Portland, 5-9, 190
Stan McGuire, end, Portland, 5-11, 186
Craig McMicken, end, Chehalis, Wash., 6-1, 182
Duane Moore, back, Albany, 5-11, 183
Ron Newton, back, Nampa, Idaho, 5-11, 175
Arvid Niemi, tackle, Naselle, Wash., 6-2, 223
Bill Overman, center, Berkeley, Calif., 6-1, 201
Garth Rouse, back, Cave Junction, 6-1, 183
Rudy Ruppe, back, North Bend, 6-1, 188
Don Samuel, back, Hood River, 5-11, 190
Jay Simon, tackle, Corte Madera, Calif., 6-3, 204
Cliff (Chief) Snider, back, Wheeler, 6-2, 185
Jim Swarbrick, center, Idaho Falls, Idaho, 6-1, 194
Dick Twenge, back, Newberg, 5-10, 187
Dick Vaillancour, back, Klamath Falls, 5-10, 171

1940 — PINEAPPLE BOWL —
OREGON STATE VS. HAWAII

OREGON STATE	39
HAWAII	6

Honolulu Stadium
Honolulu, Hawaii • Jan. 1, 1940

SCORING SUMMARY

	1	2	3	4	-	F
OREGON STATE	19	0	7	13	-	39
HAWAII	0	6	0	0	-	6

SCORING

Oregon State: Kenneth Dow (18); John Hackenbruck (6); James Kisselburgh (6); Robert Olsen (6); John Leovich (1); Eberle Schultz (1); Leonard Younce (1).
Hawaii: Smith (6).

Attendance: 15,000

GAME NOTES

HONOLULU, Hawaii — Power generated by the Oregon State College Beavers overcame the tricky plays and passing attack of Hawaii's Rainbows and gave the boys from the Northwest a 39-6 victory in a Pineapple Bowl game that was finished under arc lights.

The Beaver victory climaxed an island invasion that started with Oregon State defeating the Healani town team on Christmas day.

The Beavers rolled up three touchdowns in the first period against Hawaii, and added another in the third and two more in the fourth. Hawaii scored in the second period. Showers late in the game handicapped Hawaii's passing attack.

Bob Olson, Morrie Kohler, Ken Dow and **George Peters** scored a touchdown by power drives in the first five minutes of play, with Olson passing to Peters for the final six yards. A few minutes later, **Bob Dethman** returned a Hawaii punt 12 yards to the 29-yard line, from where **Bob Dethman** cracked center for 18 yards and **Jim Kisselburgh** ambled 11 yards through tackle to score.

Vic Kohler intercepted one of Roy Strohlin's passes in the same period, lateralled to **John Tsoutsouvas** who was down on the Oregon State 49. **John Hackenbruck** made 18 on an end-around. Kohler added five at the line, and then **Joe Tomich** passed to Hackenbruck in the end zone.

Hawaii drove to Oregon State's 12-yard line early in the second quarter before the Beavers held, but Kisselburgh's kick was short and Hawaii scored on two plays, with Strohlin passing from Oregon State's 47 to Cal Campbell on the 19 and then to Nolle Smith in the end zone. Oregon State battled down to the Hawaii 1-yard line where Dow fumbled as the half ended.

OSC LINEUP

LE Leeds Bailey, John Leovich, Norman Peters, Raymond Vandiver
LT Stanley Czech, John Hackenbruck, Victor Sears
LG John Conrad, Marvin Markman, Robert Pollard, Eberle Schultz
C Quentin Greenough, Bill Halverson, John Tsoutsouvas
RG Martin Chaves, Lester Copenhagen, Bud English, Leonard Younce
RT Glenn Byington, Walter Jelsma, Bob Sanders, Leon Sterling
RE Gordon Ferris, Lewis Hammers, Robert Pena
QB George Peters, Thomas Sommerville
LH Robert Dethman, Gene Gray, Victor Kohler, Robert Olsen
RH Morris Kohler, Joseph Tomich
FB Jim Busch, Kenneth Dow, James Kisselburgh, Bob McCallister

COACHING STAFF Head Coach Lon Stiner, Jim Dixon, Hal Moe

1940 PINEAPPLE BOWL ROSTER

Leeds Bailey, LE
Jim Busch, FB
Glenn Byington, RT
Martin Chaves, RG
John Conrad, LG
Lester Copenhagen, RG
Stanley Czech, LT
Robert Dethman, LH
Kenneth Dow, FB
Don Durdan, RH
Bud English, RG
Gordon Ferris, RE
Gene Gray, LH
Quentin Greenough, C
John Hackenbruck, LT
Bill Halverson, C
Lewis Hammers, RE
Walter Jelsma, RT
James Kisselburgh, FB
Morris Kohler, RH
Victor Kohler, LH
John Leovich, LE
Marvin Markman, LG
Bob McCallister, FB
Robert Olsen, LH
Robert Pena, RE
George Peters, QB
Norman Peters, LE
Robert Pollard, LG
Bob Saunders, RT
Eberle Schultz, LG
Victor Sears, LT
Thomas Sommerville, QB
Leon Sterling, RT
Joseph Tomich, RH
John Tsoutsouvas, C
Raymond Vandiver, LE
Leonard Younce, RG

TEAM STATISTICS

	OSC	UH
First Downs	19	5
Rushing	9	1
Passing	10	4
Penalty	0	0
Net Rushing	253	30
Net Passing	199	139
Pass Attempts	21	29
Pass Comp.	12	12
Pass INT	3	4
Net Yards	452	177
Fumbles-Lost	3-1	3-2
Penalty Yards	30	10
Punt Avg.	37	33
Punt Return Yards	60	24
Kickoff Returns-Yards	6	9



OSU ALL-STAR GAME PARTICIPANTS

All dates indicate season played/not year of the game

COLLEGE ALL-STAR GAME (1934-76)

• Chicago, Ill.

1952	Jim Clark, G; John Thomas, E
1960	Aaron Thomas, E
1961	Hank Rivera, HB
1962	Terry Baker, QB
1964	Len Frketch, E
1966	Rockne Freitas, T; Bob Grim, HB
1967	Harry Gunner, DE; Skip Vanderbundt, LB
1968	John Didion, C; Bill Enyart, FB; Jon Sandstrom, DL
1969	Mel Easley, DB; Jess Lewis, DT
1970	Craig Hanneman, DT
1974	Jeff Hart, T

BLUE-GRAY FOOTBALL CLASSIC (1939-2001, 2003)

• Montgomery, Ala.

1975	Bob Horn, LB
1976	Dennis Boyd, DE
1979	Steve Coury, WR; Tim Smith, WR
1983	Bryce Oglesby, RB
1987	LaVance Northington, CB
1988	Robb Thomas, WR; Erik Wilhelm, QB
1992	Dwayne Owens, HB
1993	Herschel Currie, CB
1994	J.J. Young, HB
1995	Reggie Tongue, FS
1996	Darron Kirkman, FB
1998	Jamil Braithwaite, DE; Armon Hatcher, SS; Andrae Holland, CB; Bryan Jones, LB

NORTH-SOUTH SHRINE GAME (1948-73)

• Montgomery, Ala.

1960	Aaron Thomas, E
1972	Mike Shannon, DL

COACHES ALL-AMERICA BOWL (1961-76)

• Buffalo, N.Y. (1961-65)

• Atlanta, Ga. (1966-69)

• Lubbock, Texas (1970-76)

1960	Aaron Thomas, E
1961	Hank Rivera, HB
1964	Bob Grim, HE
1966	Rockne Freitas, T
1967	Harry Gunner, E; Skip Vanderbundt, LB
1968	John Didion, C; Bill Enyart, FB; Jon Sandstrom, DG
1969	Jess Lewis, T
1970	Craig Hanneman, T
1971	Clark Hoss, F; Jack Turnbull, C
1972	Steve Brown, LB

CHALLENGE BOWL (1978-79)

• Seattle, Wash.

1977	Gene Dales, LB; Kerry Justin, CB; Jim Walker, C; Vern Ward, OT; Larry Winker, OG
1978	Jerry Wilkinson, DE

ALL-STAR GRIDIRON CLASSIC (1999-2005)

• Orlando, Fla.

1998	Brian Rogers, LB
1999	Jason White, OT

LAS VEGAS ALL-AMERICAN CLASSIC (2002-06)

• Las Vegas, Nev.

2005	Mitch Meeuwsen, FS
2006	Alvin Smith, DT

HULA BOWL (1947-2008)

• Honolulu, Hawai'i

1947	Dick Miller, E
1951	Jim Clark, T
1957	Joe Francis, TB; Ted Searle, T
1958	Ted Bates, T
1959	Ed Kaohelaulli, T
1962	George Gnoss, G
1963	Vern Burke, E
1964	Rich Koeper, T
1965	Jack O'Billovich, LB
1966	Skip Diaz, G; Rockne Freitas, C; Pete Pifer, FB
1967	Harry Gunner, DL; Skip Vanderbundt, LB
1968	John Didion, C; Bill Enyart, FB; Jon Sandstrom, DG
1969	Billy Main, WB
1970	Craig Hanneman
1971	Jim Sherbert, DE; Jack Turnbull, C
1972	Steve Brown, LB
1973	Greg Krpalek, C
1976	Dennis Boyd, DE
1979	Tim Smith, DB
1982	Chris Mangold, PK
1989	Pat Chaffey, FB; Phil Ross, TE
1993	Alai Kalaniuvalu, OG
1996	Akili King, TB
1998	Joe Kuykendall, TE; Inoke Breckterfield, DE (<i>named Outstanding Lineman</i>) Joe Kuykendall, TE
2000	Keith Heyward-Johnson, CB
2001	Ken Simonton, TB
2002	Calvin Carlyle, SS (<i>named Outstanding Back</i>)
2003	Terrell Roberts, CB
2006	Sir Henry Anderson, DT
2007	Yvenson Bernard, RB; Gerard Lawson, KR; Jeff Van Orsow, DE

SENIOR BOWL (1950-present)

• Mobile, Ala.

1960	Aaron Thomas, E
1961	Hank Rivera, HE
1964	Len Frketch, E
1966	Bob Grim, HB (<i>named Outstanding Back</i>)
1968	John Didion, C; Bill Enyart, FB; Jon Sandstrom, DG
1969	Mike White, C
1985	Reggie Bynum, WR
1989	Pat Chaffey, FB
1990	Esera Tuaolo, NT
1995	Reggie Tongue, FS
2003	Dwan Edwards, DT; James Newson, WR
2004	Bill Swancutt, DE (<i>named Defensive MVP</i>)
2006	Joe Newton, TE; Sabby Piscitelli, SS
2007	Roy Schuening, OG; Alexis Serna, PK
2008	Andy Levitre, OT; Keenan Lewis, CB
2009	Sean Canfield, QB
2010	Stephen Paea, DT
2012	Jordan Poyer, CB; Markus Wheaton, WR
2014	Sean Mannion, QB; Steven Nelson, CB

EASTHAM ENERGY COLLEGE ALL-STAR GAME / CASINO DEL SOL ALL-STAR GAME (2011-PRESENT)

• Tempe, Ariz. (2011-12)

• Tucson, Ariz.

2010	James Dockery, CB
2013	Andrew Seumalo, DL

NFLPA COLLEGIATE BOWL (2012-present)

• Carson, Calif.

2014	Michael Doctor, LB; Jabral Johnson, LB; Ryan Murphy, S
2015	Kyle Peko, DT
2016	Devin Chappell, S

EAST-WEST SHRINE GAME (1925-present)

• Bay Area (1925-2006)

• Houston, Texas (2007-09)

• Orlando, Fla. (2010-11)

• St. Petersburg, Fla. (2012-13)

1924	Percy Locey, T
1926	Orlie Robbins, E
1929	Carl Gilmore, HB; Bill McKalip, E; Russ Striff, E
1931	Kenneth Hammer, C
1933	Pierre Bowman, HB; Harry Field, T; Ade Schwammel, T
1937	Joe Gray, HB
1938	Prescott Hutchins, G; Elmer Kolberg, FB; Joe Wendlick, E
1940	Jim Kisselburgh, FB; Vic Sears, T; Leonard Younce, G
1942	Lloyd Wickett, T
1943	Quentin Greenough, C; Choc Shelton, FB
1945	Dick Lorenz, E; Robert Stevens, B
1946	Martin Chaves, G; Boyd Clement, C; Ted Ossowski, T
1947	Paul Evensen, G
1948	Bill Austin, T; Ken Carpenter, HB; Tom DeSylvia, G; Dick Gray, HB
1950	Herman Clark, T; Jim Clark, G; John Thomas, E
1951	Sam Baker, FB
1954	Ron Aschbacher, T
1956	Joe Francis, HB; Dave Jesmer, T
1957	Ted Bates, T; Nub Beamer, FB
1959	Aaron Thomas, E
1960	Hank Rivera, HB
1962	Vern Burke, E
1964	Jack O'Billovich, LB
1965	Bob Grim, WR; Pete Pifer, FB; Jim Wilkin, T
1966	Harry Gunner, DE; Skip Vanderbrundt, LB
1967	John Didion, C; Bill Enyart, FB; Jon Sandstrom, DL
1968	Mel Easley, DB; Jess Lewis, DT
1970	Craig Hanneman, T; Dave Schilling, FB; Jim Sherbert, DE; Jack Turnbull, C
1971	Bill Bartley, DB; Steve Brown, LB; Jim Lilly, DB
1973	Jeff Hart, T
1975	Bob Horn, LB
1976	Dennis Boyd, DE; Jay Locey, S
1978	Jerry Wilkinson, DE
1979	Steve Coury, WR
1985	Reggie Bynum, WR
1987	Dave Orndorff, C
1988	Robb Thomas, WR; Erik Wilhelm, QB
1990	Esera Tuaolo, DT
1995	Akili King, TB
1997	Andrae Holland, CB; Bryan Jones, LB
2000	Terrance Carroll, SS; DeLawrence Grant, DE T.J. Houshmandzadeh, WR
2001	Chris Gibson, C
2002	Nick Barnett, LB; Eric Manning, DT; Dennis Weathersby, CB
2003	Tim Euhus, TE; Richard Seigler, LB
2004	Derek Anderson, QB; Doug Nienhuis, OT; Aric Williams, CB
2005	Trent Bray, LB; Keith Ellison, LB; Mike Hass, WR
2006	Adam Koets, OT
2007	Kyle DeVan, C; Derrick Doggett, LB
2008	Al Afalava, S; Victor Butler, DE; Brandon Hughes, CB
2009	Keaton Kristick, LB
2010	Alex Linnenkohl, C
2011	Brandon Hardin, CB
2013	Rashaad Reynolds, CB
2015	Storm Woods, RB
2016	Gavin Andrews, OL; Treston Decoud, CB



OSU AWARD WINNERS

ATTITUDE & SCHOLARSHIP

1955	Bobb McKittrick, OG	1975	Jay Locey DB
1956	Ernie Zwalen, OT	1976	Jay Locey, FS
1957	Bobb McKittrick, OG	1977	Greg Marshall, DT
1958	Tony Arana, FB	1978	Craig Spiegelberg, C
1959	Neil Plumley, T	1979	Terry Batchelder, LB
1960	Mike Kline, T	1980	Mark Hettum, S
1961	Mike Dolby, G	1981	Chris Smith, TE
1962	Jim Funston, G	1981	Derek Warren, WLB
1963	Jeff Harris, T	1982	Ron Vogel, TE
1964	Al Funston, G	1983	Greg Mulkey, LB
1965	Tim Osmer, DB	1984	Robert Adams, WR
1966	Tom Coccione, E	1985	Robert Adams, WR
1967	Dave Marlette, G	1986	Darrick Brilz, OT
1968	Jerry Belcher, E	1987	Don Odegard, CB
1968	Bill Enyart, FB	1988	Terry Page, LB
1968	Bob Mayes, HB	1989	James Jones, FB
1969	Dale Branch, DT	1990	David Miller, C
1970	Scott Freeburn, DT	1991	Ed Browning, QB
1970	Bob Jossis, DB	1992	Rickey Fizer, DE
1971	Bill Cariquist, WB	1993	Chad Paulson, HB
1971	Jim Sherbert, DE	1994	Adam Thomas, C
1972	Mike Shannon, DG	1995	Darin Borter, OG
1972	Ralph Show, RB	1996	Tony Huot, DE
1973	Bill Cecil, RB	1997	None Awarded
1973	Lee Nielsen, DT	1998	Larry Ramirez, OT
1974	Bob Martin, DB	1999 - 2002	None Awarded
1975	Dennis Boyd, DT	2003	Tim Euhus, TE
1975	Steve Gervais, QB	2004	Award Discontinued

COACHES AWARD

1985	(O) Tyrone Taylor, TB	1994	(O) Jeff Miller, C
	(D) Joe LaCoste, SS		(O) DeShawn Williams, NH
1986	(O) Jerald Carr, FB		(O) Adrian Woodson, QB
	(D) Joe Polamalu, LB		(D) Eric Cummings, DT
1987	(O) Corey Beyerlin, OG		(D) Adrian Eggleston, DE
	(D) Mike Maggiore, DT		(D) Brian Rogers, DT
1988	(O) Brad D'Ancona, OT	1995	(O) Todd Harris, QB
	(D) Zechariah Davis, CB		(O) Akili King, TB
1989	(O) Scott Wright, FB		(D) Jonathan Jackson, OLB
	(D) Mark Price, LB		(D) Aaron Wells, ILB
1990	(O) Julius Young, RB	1996	(O) Jeremy Brown, TB
	(D) Rico Petrini, LB		(O) Johnno Lazetich, FB
1991	Kane Rogers, LB		(O) Adrian Woodson, QB
	Brad Barcroft, LB		(D) Jamil Braithwaite, DE
1992	(O) Adam Thomas, C		(D) Terrence Carroll, SS
	(O) Sedrick Thomas, QB		(D) Ryan Person, FS
	(D) Matt Dickerhoof, LB	1997-2003	None Awarded
	(D) Brian Warner, CB	2004	(D) Aric Williams, CB
1993	(O) Grant Forman, OT	2005-06	None Awarded
	(O) Jason Kern, HB	2007	(O) Ryan Gunderson, QB
	(D) Garrick Hart, OLB		
	(D) Tracy May, DT		

DEE ANDROS "HEART" AWARD

1991	Eric Davis, LB	1995	Kane Rogers, MLB
1992	Jason Downs, OG	1996	Jamie Critchlow, OL
1993	Tony O'Billovich, LB	2003	Bill Swancutt, DE
1994	Michael Hale, SS		

LEADERSHIP INSTITUTE'S OUTSTANDING FOOTBALL PLAYER

ENGAGEMENT AWARD

2013	Obum Gwacham, WR
------	------------------

LUNCHBUCKET AWARD

2006	Taylor Kavanaugh, WR	2010	Cameron Collins, LB
2007	Victor Butler, DE	2010	Aaron Nichols, WR
2007	Taylor Kavanaugh, WR	2011	Kevin Frahm, DT
2008	Taylor Kavanaugh, WR	2012	Jordan Poyer, CB
2008	David Pa'aluhi, LB	2013	Brandin Cooks, WR
2009	Taylor Kavanaugh, WR	2014	Ricky Ortiz, FB
2009	James Rodgers, WR	2014	Dylan Wynn, DE

MEN OF EXCELLENCE

2012	Colby Prince, TE	2013	Kevin Cummings, WR
2012	Andrew Seumalo, DT		

MOST IMPROVED PLAYER

1957	Dwayne Fournier, LE	1984	Tony Green, FB
1958	Ed Kaohelaulii, T	1984	Osia Lewis, WLB
1959	Marne Palmateer, BB	1985	Dave Montagne, WR
1960	Earl Woodward, T	1985	Jeff Schneider, MLB
1961	Roger Johnson, E	1986	Teddy Johnson, CB
1961	Neil Plumley, T	1986	Robb Thomas, WR
1962	Paul Seale, E	1987	Owen Hooven, OT
1963	Ron Doman, G	1987	Tom Vettrus, DE
1964	Cliff Watkins, HB	1988	Pat Chaffey, FB
1965	Thurman Bell, DH	1988	Pellom McDaniels, DE
1966	Wayne Valley, T	1989	John Feinga, C
1967	Bill Enyart, FB	1989	Mike Maggiore, DE
1967	Harry Gunner, DE	1990	Adam Albaugh, OT
1968	Billy Main, WB	1990	Brent Huff, FS
1968	Larry Rich, S	1991	Jason Downs, OT
1969	Mel Easley, DB	1991	Sailusi Poulivaati, DT
1969	Bryce Huddleston, HB	1992	Tony O'Billovich, LB
1970	Mark Dippel, DT	1992	John Young, FB
1970	Jeff Kolberg, SE	1993	Adam Albaugh, OT
1971	Fred Hauck, G	1993	Mark Schulz, DE
1971	Roger Smith, FB	1994	Darin Borter, OG
1972	Bill Bartley, DB	1994	Packy Ena, DE
1972	Rod Petersen, TE	1995	Ahmani Johnson, OLB
1973	Doug Doyle, OG	1995	Phil Lafler, OT
1973	Jerry Hackenbruck, DT	1996	Darron Kirkman, FB
1974	Jeff Hart, OT	1996	Anthony Murray, LB
1974	Bob Horn, LB	1998	Jamil Braithwaite, DE
1975	Greg Marshall, C	2003	Mike Hass, WR
1975	Ernie Richardson, DE	2004-05	None Awarded
1976	Tom Stevens, SS	2006	Matt Moore, QB
1976	Larry Winkler, OG	2007	Victor Butler, DE
1977	Karl Halberg, FL	2007	Tim Clark, CB
1977	Kent Howe, LB	2008	Shane Morales, WR
1977	Clarrence Smithey, DE	2008	Mike Remmers, OT
1978	Dwayne Hall, SE	2009	Sean Canfield, QB
1978	Craig Rousell, DT	2009	Grant Johnson, OG
1978	Reggie Williams, LB	2009	Michael Philipp, OT
1979	Scott Richardson, QB	2010	Anthony Watkins, S
1979	Nick Westerberg, DE	2010	Markus Wheaton, WR
1980	Craig Sowash, DE	2011	Scott Crichton, DE
1980	Ron Vogel, TE	2011	Sean Mannion, QB
1981	Terry Harris, FS	2012	Rashaad Reynolds, CB
1981	Tim Sim, SE	2012	Cody Vaz, QB
1982	Mark Bonner, C	2013	Jabral Johnson, LB
1982	Kenny Taylor, CB	2014	Jordan Villamin, WR
1983	John Gonzalez, NG	2014	Justin Strong, S
1983	Ladd McKittrick, QB		

MOST INSPIRATIONAL

1985	Osia Lewis, WLB	1989	Esera Tuaolo, NT
1985	Paul Saunders, DE	1990	Esera Tuaolo, NT
1987	Brian Taylor, TB	2010	Jacquizz Rodgers, RB
1988	Andre Harris, TB	2010	James Rodgers, WR



OSU AWARD WINNERS

MOST VALUABLE PLAYER

1949	Dick Gray, HB	1977	Tom Stevens, SS
1950	Sam Baker, FB	1977	Vern Ward, OG
1951	Sam Baker, FB	1978	Kevin Donaghue, OG
1952	Sam Baker, FB	1978	Tom Schillinger, DT
1953	Ralph Carr, HB	1978	Tim Sim, TB
1954	Ron Aschbacher, T	1978	Mike Smith, FB
1955	Ron Siegrist QB	1978	Tim Smith, CB
1956	Joe Francis, HB	1978	Jerry Wilkinson, DE
1957	Joe Francis, HB	1979	Steve Coury, WR
1958	Ted Bates, T	1979	Tom Schillinger, DT
1959	Dainard Paulson, HB	1980	Tony Robinson, FB
1960	Chuck Marshall, FB	1981	Roger Levasa, C
1961	Terry Baker, QB	1081	Victor Simmons, FL
1962	Terry Baker, QB	1982	Bryce Oglesby, FB
1963	Verne Burke, E	1982	Jerome Boyd, SLB
1964	Dan Espalin, S	1983	Bryce Oglesby, FB
1965	Pete Pifer, FB	1984	Angelo Dilulo, DT
1966	Pete Pifer, FB	1985	Reggie Bynum, WR
1967	Steve Preece, QB	1986	Dave Montagne, WR
1967	Skip Vanderbundt, LB	1987	Robb Thomas, WR
1968	Steve Preece, QB	1987	Rich Haggerty, D
1968	Jon Sandstrom, C	1988	Andre Harris, FS
1969	Jess Lewis, T	1988	Erik Wilhelm, QB
1969	Billy Main, WB	1989	Pat Chaffey, FB
1970	Craig Hanneman, DT	1989	Esera Tuaolo, DT
1970	Dave Schilling, FB	1990	Reggie Pitchford, TB
1971	Steve Brown, LB	1990	Esera Tuaolo, DT
1971	Jeff Kolberg, SE	1991	Todd Sahlfeld, MLB
1972	Steve Brown, LB	1992	Fletcher Keister, OG
1972	Rob Jurgenson, OG	1993	Chad Paulson, HB
1973	Craig Fair, LB	1993	Tony O'Billovich, LB
1973	Dick Maurer, FB	1994	Rico Petrini, ILB
1974	Jeff Hackenbruck, DT	1995	Reggie Tongue, FS
1974	Elvin Moman, TE	1996	Akili King, TB
1975	Bob Horn, LB	1997	Inoke Breckterfield, DE
1975	Mike Kobielsky, OG	1998	Tim Alexander, WR
1976	Kerry Justin, CB	1998	Inoke Breckterfield, DE
1976	Jay Locey, FS	1999-2002	None Awarded
1976	Greg Marshall, DT	2003	Dwan Edwards, DT
1976	Lee Overton, TB	2003	Steven Jackson, TB
1976	Jim Walker, C	2003	Richard Seigler, LB
1977	James Fields, FB	2004	Derek Anderson, QB
1977	Lenny Holmes, CB	2004	Bill Swancutt, DE
1977	Greg Marshall, DT	2005	Award Discontinued

OUTSTANDING FRESHMAN

1955	Jim Brackins, OG	1972	Bob Horn, LB
1955	Buzz Randall, C	1973	Lee Overton, FL
1956	None	1974	Larry Dozier, TB
1957	Tony Ankerson, LE	1975	Cory Osenga, LB
1958	Dennis Pieters, G	1976	Scott Richardson, QB
1959	Ladd Horn, FB	1977	Willie Johnson, TB
1960	Dick Fulwylar, LT	1977	Chris Smith, TE
1961	Gordon Queen, QB	1978	Roger Levasa, C
1962	Jim Smith, DH	1979	Rick Loberg, OT
1963	Greg Hartman, DE	1980	Randy Holmes, TB
1964	Bob Mayes, HB	1981	Reggie DePee, CB
1965	Steve Preece, QB	1982	Reggie Bynum, WR
1966	Sal Cirrincione, HB	1982	Joe Phillips, DE
1967	Gary Barton, QB	1983	Darrick Brilz, OG
1968	Dennis Draper, HB	1983	Joe Smylie, WLB
1969	Fred Stewart, OG	1983	Willie Stubblefield, OLB
1970	Roger Hall, SE	1984	Award Discontinued
1971	Mark Wickert, DH		

ROOKIE OF THE YEAR

1957	George Enderle, QB	1983	Jack Lester, C
1958	Dainard Paulson, TB	1984	LaVance Northington, CB
1959	Mike Kline, T	1985	Phil Ross, TE
1960	Terry Baker, QB	1986	Pat Chaffey, FB
1961	Leroy Whittle, TB	1987	Andre Harris, FS
1962	Vern Burke, E	1988	Rob Jack, C
1963	Ken Brusven, T	1989	Maurice Wilson, WR
1964	Paul Brothers, QB	1990	Dwayne Owens, TB
1965	Jeff Hardrath, T	1991	John Garrett, OT
1966	Mark Waletich, DB		William Ephraim, CB
1967	Billy Main, WE	1992	Johnny Feinga, C
1968	Craig Hanneman, T		Reggie Tongue, CB
1969	Steve Endicott, QB	1993	Starling Latu, OG
1970	Jim Lilly, DB		Buster Elahee, LB
1971	Ray Taroli, DB	1994	Don Shanklin, QB
1972	Greg Krpalek		Tony Huot, DE
1973	Dennis Downey, DB	1995	Jamie Critchlow, C
1974	Dave Brown, TE		Inoke Breckterfield, DT
1975	John Ray Jones, DB	1996	Roddy Tompkins, WR
1976	Kent Peyton, FB		Bryan Jones, ROV
1977	Willie Johnson, TB	1997	Martin Maurer, TE
	Chris Smith, TE		Keith Heyward-Johnson, CB
1978	Roger Levasa, C	1998	Ken Simonton, TB
1979	Rick Loberg, OT		Jonathan Smith, QB
1980	Randy Holmes, TB	1999-2002	None Awarded
	Forrest Pellum, CB	2003	Brandon Browner, CB
1981	Jerome Boyd, SLB	2004	Award Discontinued
1982	James Murphy, WLB		

SCOUT TEAM PLAYER OF THE YEAR

OFFENSE

2006	Lyle Moevao, QB
2008	Jordan Bishop, WR
2008	Jordan Jenkins, RB
2009	Josh Andrews, C
2009	Jordan Jenkins, RB
2010	Tyler Anderson, RB
2010	Connor Hamlett, TE
2011	Naji Patrick, RB
2011	Storm Woods, RB
2012	Chris Brown, RB
2012	Ricky Ortiz, TE
2013	Blair Cavanaugh, WR
2013	Damien Haskins, RB
2014	Nick Mitchell, QB

DEFENSE

2007	Cameron Collins, S
2008	Matt LaGrone, DE
2008	Zane Norris, LB
2009	Dax Dilbeck, S
2010	Scott Crichton, DE
2010	Shiloah Te'o, LB
2011	Peter Ashton, S
2011	Will Storey, LB
2012	Lavonte Barnett, DE
2012	Cyril Noland-Lewis, S
2013	Titus Fallauga, DE
2014	Darrell Songy, LB

SPECIAL TEAMS

2012	Ricky Ortiz, TE
2013	David Henry, FB
2014	Gabe Ovgard, WR
2014	Darrell Songy, LB

SPECIAL TEAMS PLAYER

1985	Mike Matthews, WLB	1995	Bryan Jones, FS
1986	Joe LaCoste, FB	1996	Mike Jacot, FB
1987	Brian Taylor, TB	1997	None Awarded
1988	Troy Bussanich, PK	1998	Jose Cortez, PK
1989	Mark Bennett, P	1999-2002	None Awarded
1990	Dwayne Owens, TB	2003	Kirk Yliniemi, PK
1991	Cory Huot, LB	2004	Sam Paulescu, P
1992	Dwayne Owens, HB	2004	Chaz Scott, LB
1993	J.D. Stewart, FB	2005	Award Discontinued
1994	Brad Barcroft, TE		

TEAM AWARD

2007	Ryan Gunderson, QB	2012	Markus Wheaton, WR
2008	Victor Butler, DE	2013	Brandin Cooks, WR
2008	Lyle Moevao, QB	2013	Rashaad Reynolds, CB
2009	Lyle Moevao, QB	2014	Sean Mannion, QB
2011	James Rodgers, WR	2014	Michael Doctor, LB
2012	Jordan Poyer, CB		



OSU FOOTBALL CAPTAINS

1893	No record	1960	Doug Bashor	1996	Rahim Muhammad, QB; Marc Williams, SS
1894	No record	1961	Mike Kline	1997	Game captains
1895	A.J. Simpson	1962	George Gnoss	1998	Tim Alexander, WR; Brian Rogers, SLB
1896	A.J. Simpson	1963	Bruce Williams	1999	Terrence Carroll, SS; Roddy Tompkins, WR; Aaron Wells, DT
1897	Daniel Bodine	1964	Dick Ruhl; Booker Washington	2000	Terrence Carroll, SS; DeLawrence Grant, DE; Darnell Robinson, SLB; Ken Simonton, TB; Jonathan Smith, QB
1898	No record	1965	Jack O'Billovich; Cliff Watkins	2001	James Allen, LB; Ken Simonton, TB; Jonathan Smith, QB
1899	Fred Walters	1966	Bob Grim; Russ Kuhns	2002	Nick Barnett, OLB; Eric Manning, DT; James Newson, WR; Richard Seigler, MLB
1900-01	No football - Athletics prohibited by regents	1967	Dave Marlette; Skip Vanderbundt	2003	Dwan Edwards, DT; Steven Jackson, TB; James Newson, WR; Richard Seigler, MLB
1902	John Gault	1968	Steve Preece; Jon Sandstrom	2004	Derek Anderson, QB; Jonathan Pollard, LB; Bill Swancutt, DE
1903	John Gault	1969	Jess Lewis; Mike White	2005	Trent Bray, LB; Keith Ellison, LB; Mike Hass, WR
1904	Bert Pilkington	1970	Craig Hanneman	2006	Yvenson Bernard, TB; Matt Moore, QB; Joe Newton, TE; Sabby Piscitelli, SS
1905	Bert Pilkington	1971	Rob Jurgenson; Jim Sherbert	2007	Yvenson Bernard, TB; Alan Darlin, LB; Derrick Doggett, LB; Ryan Gunderson, QB; Sammie Stroughter, WR; Jeff Van Orsow, DE
1906	Herb Root	1972	Steve Brown; Rob Jurgenson	2008	Victor Butler, DE; Brandon Hughes, CB; Andy Levitre, DT; Sammie Stroughter, WR
1907	Leonard Darby	1973	Jim Mott; Rod Petersen	2009	Sean Canfield, QB; Keaton Kristick, LB; Lyle Moevao, QB; Stephen Paea, DT; Gregg Peat, OG
1908	Frank Pendergrass	1974	Jerry Hackenbruck; Greg Krpalek	2010	James Dockery, CB; Alex Linnenkohl, C; Gabe Miller, DE; Stephen Paea, DT; Dwight Roberson, LB; James Rodgers, WR
1909	Carl Wolff	1975	Bob Horn; Mike Kobielsky	2011	Cameron Collins, LB; Kevin Frahm, DT; Lance Mitchell, S; Mike Remmers, OT; James Rodgers, WR
1910	James Evenden	1976	Jay Locey, SS; Lee Overton, WR	2012	Sean Mannion, QB; Jordan Poyer, CB; Andrew Seumalo, DT; Markus Wheaton, WR
1911	Bird Howley	1977	Greg Marshall, DT; Jim Walker, C	2013	Brandin Cooks, WR; Michael Doctor, LB; Grant Enger, OG; Sean Mannion, QB; Rashaad Reynolds, CB
1912	Tom E. May	1978	Kent Peyton, LB; Craig Spiegelberg, OT	2014	Michael Doctor, LB; Sean Mannion, QB; Ryan Murphy, S; Dylan Wynn, DE
1913	Otto Sitton	1979	Steve Coury, WR; Kevin Donaghue, OG; Tim Smith, CB; Reggie Williams, LB	2015	Game captains
1914	James Shaw	1980	Tony Robinson, TB; Nick Westerberg, DE	2016	Victor Bolden Jr., WR; Darell Garretson, QB; Sean Harlow, OL; Caleb Saulo, LB; Dustin Stanton, OL
1915	Gus Hofer	1981	Roger Levasa, C; Victor Simmons, FL	2017	Manase Hungalu, LB; Ryan Nall, RB
1916	Brewer Billie	1982	Maurice Porter, DE; Ed Singler, QB	2018	Timmy Hernandez, WR; Drew Kell, S
1917	Lee Bissett	1983	James Murphy, SLB; Bryce Oglesby, FB		
1918	Meier Newman	1984	Angelo Dilulo, DT; Jack Lester, C; Kenny Taylor, CB		
1919	Raymond Archibald	1985	Robert Adams, WR; Tom Emmons, OT; Jack Lester, C; Osia Lewis, WLB		
1920	Henry Rearden	1986	Dave Giacometti, OT; Rich Haggerty, DT; Dave Montagne, WR; LaVance Northington, CB		
1921	Chuck Rose	1987	Rich Haggerty, DT; Bronco Mendenhall, LB; Dave Orndorff, C; Jeff Schneider, MLB		
1922	Gap Powell	1988	Kenny Felix, OG; Andre Harris, FS; Mike Matthews, LB; Brian Taylor, TB; Robb Thomas, WR		
1923	Percy Locey	1989	Pat Chaffey, FB; Pellom McDaniels, DE; Phil Ross, TE; Larry Vladic, SS		
1924	Millard Scott	1990	Matt Booher, QB; Esera Tuaolo, DT		
1925	No captains elected full season through Paul Schissler's remaining years (1926-32) and Lon Stiner's years (1933-48). Stiner appointed captains per game.	1991	Eric Davis, LB; Tom Nordquist, C; Todd Sahlfeld, LB		
1949	Tom DeSylvia	1992	Fletcher Keister, OG; Sailusi Poulivaati, DT		
1950	Arvid Niemi (for Stan McGuire, who was killed prior to the season)	1993	Herschel Currie, CB; Tony O'Billovich, LB; Chad Paulson, HB; Ian Shields, QB		
1951	John Thomas	1994	William Ephraim, CB; J.J. Young, HB		
1952	Jim Cordial	1995	Mark Olford, HB; Cameron Reynolds, HB; Kane Rogers, ILB; J.D. Stewart, FB; Reggie Tongue, FS		
1953	LaVerne Ferguson				
1954	Wes Ediger; Jim Withrow				
1955	Howard Buettgenback; Ron Siegrist				
1956	Dick Corrick; Gerry Laird				
1957	Ted Searle				
1958	Jim Brackins; Buzz Randall (Randall died before the season began)				
1959	Jerry Doman; George Enderle; Ed Kaohelaulii				



OSU AWARD WINNERS

OSU'S CoSIDA ACADEMIC ALL-AMERICANS

The Academic All-America teams program was established by CoSIDA (College Sports Information Directors of America) in 1952 to honor, each year, those college student-athletes who excel both in the classroom and on the athletic field. The following Oregon State athletes have been named Academic All-American since 1952.

* - indicates Academic Player of the Year

FOOTBALL

1962	Terry Baker, QB (1st team)
1967	Bill Enyart, FB (1st team)
1968	Bill Enyart, FB (1st team)
1992	Chad Paulson, HB (2nd team)
1993	Chad Paulson, HB (1st team)
1999	Aaron Koch, OG (2nd team)
2018	Timmy Hernandez, WR (2nd team)

BASEBALL

1986	Ken Bowen, SS (2nd team)
	Bryan Ganter, OF (HM)
1987	Ken Bowen, SS (1st team)
	Bryan Ganter, OF (1st team)
1994	Mason Smith, P (1st team)
1998	Ben Bertrand, C (2nd team)
2007	Mitch Canham, C (1st team)
2017	Jake Thompson, P (1st team)

GYMNASTICS

1984	Heidi Anderson (3rd team)
1991	Joy Selig (3rd team)
1992	Chari Knight (2nd team)
1993	Amy Durham (2nd team)
1994	Chari Knight (2nd team)
	Traci Crover (3rd team)
1997	Rändi Miller (2nd team)
2008	Yuki Lamb (3rd team)

MEN'S SOCCER

2002	Aaron McHardy, F (2nd team)
------	-----------------------------

MEN'S TRACK

1988	John Thomas (3rd team)
------	------------------------

SOFTBALL

1999	Tarrah Beyster, P (2nd team)
------	------------------------------

VOLLEYBALL

2000	Gina Schmidt (1st team)
2001	Gina Schmidt (1st team)

WOMEN'S BASKETBALL

1983	Juli Coleman, G (HM)
1984	Juli Coleman, G (2nd team)
1985	Juli Coleman, G (2nd team)
1987	Chelle Flamoe, G (2nd team)
1988	*Chelle Flamoe, G (1st team)
1989	*Chelle Flamoe, G (1st team)
2015	Ruth Hamblin, C (2nd team)
2017	Sydney Wiese, G (3rd team)

WOMEN'S GOLF

1993	Margo Evashevski (1st team)
1994	*Margo Evashevski (1st team)

WOMEN'S ROWING

2001	Cassie Bouska (2nd team)
------	--------------------------

WOMEN'S SWIMMING

2004	Birte Steven (1st team)
------	-------------------------

WRESTLING

1996	Les Gutches (1st team)
------	------------------------

HEISMAN TROPHY WINNERS

1935	Jay Berwanger, HB, Chicago
1936	Larry Kelley, E, Yale
1937	Clint Frank, HB, Yale
1938	Davey O'Brien, QB, TCU
1939	Nile Kinnick, HB, Iowa
1940	Tom Harmon, HB, Michigan
1941	Bruce Smith, HB, Minnesota
1942	Frank Sinkwich, HB, Georgia
1943	Angelo Bertelli, QB, Notre Dame
1944	Les Horvath, QB, Ohio State
1945	Doc Blanchard, FB, Army
1946	Glenn Davis, HB, Army
1947	John Lujack, QB, Notre Dame
1948	Doak Walker, HB, SMU
1949	Leon Hart, E, Notre Dame
1950	Vic Janowicz, HB, Ohio State
1951	Dick Kazmaier, HB, Princeton
1952	Billy Sessels, HB, Oklahoma
1953	John Lattner, HB, Notre Dame
1954	Alan Ameche, FB, Wisconsin
1955	Howard Cassady, HB, Ohio State
1956	Paul Hornung, QB, Notre Dame
1957	John David Crow, HB, Texas A&M
1958	Pete Dawkins, RB, Army
1959	Billy Cannon, HB, LSU
1960	Joe Bellino, HB, Navy
1961	Ernie Davis, RB, Syracuse
1962	TERRY BAKER, QB, OREGON STATE
1963	Roger Staubach, QB, Navy
1964	John Huarte, QB, Notre Dame
1965	Mike Garrett, RB, USC
1966	Steve Spurrier, QB, Florida
1967	Gary Beban, QB, UCLA
1968	D.J. Simpson, RB, USC
1969	Steve Owens, FB, Oklahoma
1970	Jim Plunkett, QB, Stanford
1971	Pat Sullivan, QB, Auburn
1972	Johnny Rogers, FL, Nebraska
1973	John Cappelletti, RB, Penn State
1974	Archie Griffin, RB, Ohio State
1975	Archie Griffin, RB, Ohio State
1976	Tony Dorsett, RB, Pittsburgh
1977	Earl Campbell, RB, Texas
1978	Billy Sims, RB, Oklahoma
1979	Charles White, RB, USC
1980	George Rogers, RB, South Carolina
1981	Marcus Allen, RB, USC
1982	Herschel Walker, RB, Georgia
1983	Mike Rozier, RB, Nebraska
1984	Doug Flutie, QB, Boston College
1985	Bo Jackson, RB, Auburn
1986	Vinny Testaverde, QB, Miami
1987	Tim Brown, WR, Notre Dame
1988	Barry Sanders, RB, Oklahoma State
1989	Andre Ware, QB, Houston
1990	Ty Detmer, QB, BYU
1991	Desmond Howard, WR, Michigan
1992	Gino Torretta, QB, Miami
1993	Charlie Ward, QB, Florida State
1994	Rashaan Salaam, RB, Colorado
1995	Eddie George, RB, Ohio State
1996	Danny Wuerffel, QB, Florida
1997	Charles Woodson, CB, Michigan
1998	Ricky Williams, RB, Texas
1999	Ron Dayne, RB, Wisconsin
2000	Chris Weinke, QB, Florida State
2001	Eric Crouch, QB, Nebraska
2002	Carson Palmer, QB, USC
2003	Jason White, QB, Oklahoma
2004	Matt Leinart, QB, USC
2005	Reggie Bush, RB, USC (vacated)
2006	Troy Smith, QB, Ohio State
2007	Tim Tebow, QB, Florida
2008	Sam Bradford, QB, Oklahoma
2009	Mark Ingram, RB, Alabama
2010	Cam Newton, QB, Auburn
2011	Robert Griffin III, QB, Baylor
2012	Johnny Manziel, QB, Texas A&M
2013	Jameis Winston, QB, Florida State
2014	Marcus Mariota, QB, Oregon
2015	Derrick Henry, RB, Alabama
2016	Lamar Jackson, QB, Louisville
2017	Baker Mayfield, QB, Oklahoma
2018	Kyler Murray, QB, Oklahoma

PAC-12 ALL-ACADEMIC FIRST-TEAM SELECTIONS

1980	Mark Hettum, S	1996	Tony Huot, DE	2009	Cameron Collins, S
1981	Eric Bosworth, LB		Randy Lund, PK		Kevin Frahm, DE
1982	Tony Fuller, SS		Nathan McAtee, LB		Taylor Kavanaugh, WR
	James Terrell, TB	1997	Nathan McAtee, MLB		Casey Kjos, WR
	Kenny Taylor, CB	1998	Larry Ramirez, OG	2010	Cameron Collins, LB
	Ron Vogel, TE		Aaron Wells, DT		Kevin Frahm, DT
1983	Robert Adams, WR	1999	Aaron Koch, OG	2011	Cameron Collins, LB
	Kenny Taylor, CB		Dennis Weathersby, CB		Kevin Frahm, DT
1984	Robert Adams, WR		Aaron Wells, DT	2013	Steven Christian, S
	Kenny Taylor, CB	2000	Kyle Rosselle, DE		Isaac Seumalo, C
1985	Robert Adams, WR		Dennis Weathersby, CB	2014	Dustin Stanton, TE
	Teddy Johnson, CB	2001	Seth Trimmer, WR		Obum Gwacham, DE
1986	Darrick Brilz, OT		Dennis Weathersby, CB		Connor Hamlett, TE
	Scott Monson, SS	2002	Seth Trimmer, WR		Will Hopkins, OL
	Don Odegard, FS		Dennis Weathersby, CB	2015	Dustin Stanton, OL
1987	Don Odegard, DB	2003	Matt Brock, C		Damien Haskins, RB
1988	Pat Chaffey, FB		Bill Swancutt, DE		Will Hopkins, OL
1989	Pat Chaffey, FB		Kirk Yliniemi, PK	2016	Isaac Seumalo, OL
1990	James Jones, FB	2004	Matt Brock, C		Dustin Stanton, OL
1992	Chad Paulson, HB		Bill Swancutt, DT	2017	Timmy Hernandez, WR
1993	Chad Paulson, HB	2005	Andy Darkins, LB	2018	Timmy Hernandez, WR
	Kane Rogers, ILB		Keenan Lewis, CB		
1994	Cameron Reynolds, HB	2006	Keenan Lewis, CB		
	Kane Rogers, ILB		Sammie Stroughter, RS		
1995	Darin Borter, OG	2007	Keenan Lewis, CB		
	Andrae Holland, CB	2008	Pernnell Booth, DT		
	Nathan McAtee, LB		Cameron Collins, S		
	Cameron Reynolds, HB		Casey Kjos, WR		
	Doug Stuckey, P		Sammie Stroughter, WR		

CoSIDA ACADEMIC HALL OF FAME

The following Oregon State athletes have been inducted into the CoSIDA Academic Hall of Fame:

Name	Sport/Years	Date of Induction
Terry Baker	Football - 1960-62 Basketball - 1961-63	1991

RHODES SCHOLARS

The following OSU athletes have been named Rhodes Scholarship recipients:

1984	Knute Buehler, Baseball
1988	Wes Sands, Men's Crew



PAC-12 COACH OF THE YEAR

- 1989 Dave Kragthorpe
- 2000 Dennis Erickson
- 2008 Mike Riley

PAC-12 OFFENSIVE PLAYER OF THE YEAR

- 2008 Jacquizz Rodgers

PAC-12 DEFENSIVE PLAYER OF THE YEAR

- 2004 Bill Swancutt (co-Defensive POY)
- 2010 Stephen Paea

PAC-12 FRESHMAN OF THE YEAR

- 2003 Brandon Browner, CB
- 2005 Jeremy Perry, OG
- 2008 Jacquizz Rodgers, RB
- 2018 Jermar Jefferson, RB

MORRIS TROPHY

The Morris Trophy is a unique award given to the outstanding offensive and defensive linemen in the Conference. What makes the award unique is the selection method. The starting offensive linemen in the Pac-12 vote for the defensive linemen and vice versa.

- 1989 Esera Tuaolo, DT
- 1998 Inoke Breckterfield, DE
- 2004 Bill Swancutt, DE
- 2009 Stephen Paea, DT
- 2010 Stephen Paea, DT

MAXWELL AWARD

Presented to the nation's outstanding college football player by the Maxwell Football Club of Philadelphia.

- 1962 Terry Baker, QB

UPI COLLEGE PLAYER OF THE YEAR

- 1962 Terry Baker, QB

SPORTING NEWS PLAYER OF THE YEAR

- 1962 Terry Baker, QB

LOU GROZA AWARD

Presented to the nation's top placekicker

- 2005 Alexis Serna, PK

BILETNIKOFF AWARD

Presented to the nation's outstanding college football receiver

- 2005 Mike Hass, WR
- 2013 Brandin Cooks, WR

POP WARNER AWARD

For outstanding senior football player on Pacific Coast, since 1949.

- 1957 Joe Francis, TB
- 1962 Terry Baker, QB
- 1963 Vern Burke, WR
- 1966 Pete Pifer, FB

VOIT MEMORIAL TROPHY

For outstanding football player on Pacific Coast, award originated in 1951.

- 1962 Terry Baker, QB
- 1963 Vern Burke, SE
- 1966 Pete Pifer, FB

HAYWARD AWARD

The Hayward Award is given annually by Oregon sportswriters and sportscasters to the outstanding athlete in the state of Oregon. The following OSU athletes from the sport of football have won the award:

- 1957 Joe Francis
- 1958 Ted Bates
- 1961 Terry Baker
- 1966 Pete Pifer
- 1969 Jess Lewis
- 2003 Steven Jackson (co-winner)

PLAYBOY MAGAZINE PRESEASON ALL-AMERICA PICKS

- 1958 Ted Bates, OT
- 1968 John Didion, C; Jon Sandstrom, OT
Dee Andros, Coach of the Year
- 1972 Steve Brown, LB
- 1974 Greg Krpalek, C
- 2001 James Allen, LB; Dennis Weathersby, CB
- 2009 Jacquizz Rodgers, RB
- 2010 James Rodgers, WR

CHEVROLET MVP AWARD

ABC-TV, CBS-TV and Chevrolet present a \$1,000 scholarship and a plaque to the school whose player was picked as MVP of the game televised by the station.

- 1978 Tim Smith, CB, vs. Washington
- 1978 Steve Smith, QB, vs. Washington State
- 1981 Randy Holmes, FB, vs. Minnesota
- 1982 James Murphy, WLB vs. Washington
- 1983 Bryce Oglesby, FB, vs. California
- 2001 Mitch Meeuwssen, SS, vs. UCLA
- 2001 Steven Jackson, TB, vs. USC
- 2001 Ken Simonton, TB, vs. Oregon
- 2002 James Newson, WR, vs. UCLA

NATIONAL COLLEGE FOOTBALL HALL OF FAME

The following Oregon State football coaches and players have been inducted into the National Football College Hall of Fame, located in South Bend, Ind.:

PLAYERS

Name	Pos.	Date of Induction
Terry Baker (1960-62)	QB	1982
Bill Enyart (1966-68)	FB	2011
Dennis Erickson (1999-02)	HC	2019

COACHES

Name	School	Date of Induction
Tommy Prothro	Oregon State (1955-64) UCLA (1965-70)	1991

NATIONAL BASEBALL HALL OF FAME

The following Oregon State athletes have been inducted into the National Baseball Hall of Fame:

Name	Years	Date of Induction
Ralph Coleman	1923-28, 1930-31	January 7, 1968
	1938-66	

JAMES NAISMITH MEMORIAL BASKETBALL HALL OF FAME

The following Oregon State basketball coaches have been inducted into the James Naismith Memorial Basketball Hall of Fame, located in Springfield, Mass.:

Name	Years at OSU	Date of Induction
Amory T. "Slats" Gill	1929-64	1967
Ralph Miller	1951-89	1988

NATIONAL WRESTLING HALL OF FAME

The following Oregon State coaches/athletes have been inducted into the National Wrestling Hall of Fame:

Name	Years	Date of Induction
Dale Thomas	1957-90	1980

HELMS FOUNDATION HALL OF FAME

Name	Sport/Pos.	Years	Date of Induction
Slats Gill	Basketball coach,	1929-64	1950
Ralph Coleman	Baseball coach,	1923-66	1968
Bill Robertson	Athletic trainer,	1946-80	1971

ROSE BOWL HALL OF FAME

The following athletes have been inducted into the Rose Bowl Hall of Fame:

Don Durdan	MVP of 1942 Rose Bowl	1998
------------	-----------------------	------

NACDA HALL OF FAME

The following Oregon State Athletic Directors have been inducted into the National Association of Collegiate Directors of Athletics Hall of Fame:

Name	Years at OSU	Date of Induction
Jim Barratt	1966-76	1985
Dee Andros	1976-85	1991

CoSIDA HALL OF FAME

The following Oregon State sports information directors have been inducted into the CoSIDA (College Sports Information Directors of America) Hall of Fame:

Name	Years as SID	Date of Induction
Hal Cowan	Oregon State, 1976-2004 Oregon, 1967-74 California, 1966-67 Central Michigan, 1965-66	1993
John Eggers	Oregon State, 1952-79	2010

NATIONAL ATHLETIC TRAINERS ASSOCIATION HALL OF FAME

Name	Years at OSU	Date of Induction
Bill Robertson	1946-80	1971

NCAA SILVER ANNIVERSARY AWARD

Name	Year	Sport
Terry Baker	1988	Football
Mel Counts	1989	Men's Basketball
Pellom McDaniel	2015	Football



STATE OF OREGON SPORTS HALL OF FAME

FOOTBALL

Bill Austin - 1982
 Sam Baker - 1980
 Terry Baker - 1980
 Ted Bates - 1996
 Paul Brothers - 2010
 Vern Burke - 1982
 Ken Carpenter - 1982
 Jim Dixon - 1982
 Don Durdan - 1981
 Bill Enyart - 2003
 Joe Francis - 1991
 Norman "Red" Franklin - 1980
 Quentin Greenough - 1981
 Bob Grim - 1990
 Mike Hass - 2016
 Percy Locey - 1981
 Howard Maple - 1981
 Bill McKalip - 1991
 Hal Moe - 1982
 Jack O'Billovich - 2008
 Pete Pifer - 1991
 George A. "Gap" Powell - 1982
 Steve Preece - 1988
 Ade Schwammel - 1981
 Vic Sears - 1980
 Ken Simonton - 2013
 Aaron Thomas - 1982
 John Witte - 1983
 Len Younce - 1980

MULTI-SPORT ATHLETE

Elmer Kolberg - 2015
 Steve Pauly - 1988

BASEBALL

Wes Schulmerich - 1991

BASKETBALL

Lew Beck - 1981
 Mel Counts - 1982
 Cliff Crandall - 1981
 Dave Gambree - 1980
 Buck Grayson - 1983
 A.C. Green - 2003
 Jim Jarvis - 1987
 Steve Johnson - 1995
 Ed Lewis - 1980
 John Mandic - 1982
 Wally Palmberg - 1981
 Gary Payton - 2009
 Emphraim "Red" Rocha - 1980
 Carol Menken-Schautd - 1993
 Charlie Sitton - 1997

COACHES

Dee Andros - 1986
 Ralph Coleman - 1981
 Amory "Slats" Gill - 1980
 Roy S. "Spec" Keene - 1982
 Ralph Miller - 1988
 Tommy Prothro - 1989
 Lon Stiner - 1981
 Dale Thomas - 1991
 Paul Valenti - 1982

GOLF

Dr. Mary Budke - 1991
 Grace DeMoss-Zwahlen - 1991
 Dick Yost - 1982

GYMNASTICS

Mary Ayotte-Law - 2007
 Chari Knight - 2005
 Joy Selig - 2010

SKIING

Jean Saubert - 1983

SOFTBALL

Carolyn Fitzwater - 1992

TRACK & FIELD

Dick Fosbury - 1980
 Joni Huntley - 1990
 Forrest Smithson - 1981
 Grant Swan - 1980

WRESTLING

Ron Finley - 1982
 Les Gutches - 2011
 Jess Lewis - 1981
 Chet Newton - 1980
 Robin Reed - 1980
 Greg Strobel - 2016

SPECIAL CONTRIBUTION TO SPORTS

Bob Blackburn (broadcaster) - 2002
 Tom DeSylvia - 1997
 John Eggers (SID) - 1981

TEAMS

1942 Rose Bowl Team (1985)
 1948-49 Men's Basketball (1999)
 1962-63 Men's Basketball (2004)
 1962 Liberty Bowl Team (2012)
 1965-66 Men's Basketball (2006)
 1967 "Giant Killers" football team (1992)
 1980-81 Men's basketball team (1996)
 2000 Fiesta Bowl football team (2015)
 2006-07 Baseball (2017)

OSU ALL-PAC-12 CONFERENCE PLAYERS

The following OSU players were selected first-team All-Pac-12 by the league's coaches:

1964 Dan Espalin, DB; Rich Koeper, OT
 1965 Jack O'Billovich, LB; Pete Pifer, FB
 1966 Skip Diaz, DT; Pete Pifer, FB; Jim Wilkin, OT
 1967 Bill Enyart, FB; Gary Houser, WR; Dave Marlette, OG
 1968 John Didion, C; Bill Enyart, FB; Jon Sandstrom, DT
 1968 Clyde Smith, OG
 1969 Mel Easley, DB; Jess Lewis, DT
 1970 Craig Hanneman, DT; Jim Sherbert, DE
 1971 Steve Brown, LB
 1972 Bill Bartley, DB; Steve Brown, LB; Rob Jurgensen, OG
 1974 Jeff Hart, OT
 1975 Bob Horn, LB
 1976 Jay Locey, DB
 1977 Jim Walker, C
 1979 Steve Coury, WR
 1981 Victor Simmons, FL
 1983 Bryce Oglesby, FB
 1984 Reggie Bynum, WR
 1985 Reggie Bynum, WR
 1988 Robb Thomas, WR
 1989 Esera Tuaolo, DT
 1990 Esera Tuaolo, DT
 1992 Fletcher Keister, OG
 1995 Reggie Tongue, FS
 1998 Inoke Breckterfield, DE
 1999 Aaron Koch, OG
 2000 Ryan Cesca, PK; Chris Gibson, C; DeLawrence Grant, DE; Ken Simonton, TB; Dennis Weathersby, CB
 2001 Eric Manning, DT
 2002 Nick Barnett, LB; Steven Jackson, TB; Eric Manning, DT; Richard Seigler, LB; Dennis Weathersby, CB
 2003 Tim Euhus, TE; Steven Jackson, TB; James Newson, WR; Richard Seigler, LB
 2004 Bill Swancutt, DT (Co-Defensive MVP); Mike Hass, WR; Mitch Meeuwssen, FS; Doug Nienhuis, OT
 2005 Trent Bray, LB; Keith Ellison, LB; Mike Hass, WR; Sam Paulescu, P; Alexis Serna, PK
 2006 Yvenson Bernard, RB; Jeremy Perry, OG; Sabby Piscitelli, SS
 2007 Roy Schuening, OG; Dorian Smith, DE
 2008 Victor Butler, DE; Andy Levitre, DT; Jacquizz Rodgers, RB (Offensive POY); James Rodgers, KR; Sammie Stroughter, WR
 2009 Sean Canfield, QB; Keaton Kristick, LB; Stephen Paea, DT; Gregg Peat, OG; Jacquizz Rodgers, RB; James Rodgers, WR; Suaesi Tuimaunei, Special Teams
 2010 Stephen Paea, DT; Jacquizz Rodgers, RB
 2012 Scott Crichton, DE; Jordan Poyer, CB; Jordan Jenkins, Special Teams; Markus Wheaton, WR
 2013 Brandin Cooks, WR

OSU ALL-COAST PLAYERS

(Selected by either AP or UPI)

1926	Jim Dixon, T	1962	Terry Baker, QB
1928	Howard Maple, QB	1963	Vern Burke, SE; Rich Koeper, T
1930	Bill McKalip, E	1964	Rich Koeper, T; Jack O'Billovich, LB
1932	Hal Moe, HB	1966	Russ Kuhns, LB; Pete Pifer, FB; Dennis Rozario, DT; Jim Wilkin, OT
1936	Ed Stack, G		
1937	Joe Gray, HB	1967	Jess Lewis, DT; Jon Sandstrom, OG
1938	Prescott Hutchins, G; Joe Wendlick, E	1968	John Didion, C; Bill Enyart, FB
1939	Jim Kisselburgh, FB; Eberle Schultz, G	1969	Mel Easley, DB; Mike White, C
1940	Vic Sears, T; Len Younce, G	1970	Craig Hanneman, DT; Jim Lilly, DB
1941	Don Durdan, HB; Quentin Greenough, C; George Peters, QB	1971	Dave Schilling, FB; Jim Sherbert, DE; Jack Turnbull, C
1942	Joe Day, FB	1972	Bill Bartley, DB; Steve Brown, LB
1948	Bill Austin, T; Don Samuel, HB	1973	Greg Krpalek, C
1949	Ken Carpenter, HB	1974	Dave Brown, TE; Jeff Hart, OT; Greg Krpalek, C
1950	John Thomas, E	1975	Bob Horn, LB
1951	Herman Clark, T	1976	Jay Locey, S
1952	Sam Baker, FB	1977	Jim Walker, C
1953	Ron Aschbacher, T	1978	Jerry Wilkinson, DE
1956	Earnel Durden, HB; John Witte, T	1979	Steve Coury, WR
1957	Joe Francis, TB; Buzz Randall, C	1985	Reggie Bynum, WR; LaVance Northington, CB
1958	Ted Bates, T		



OSU AWARD WINNERS**OREGON STATE UNIVERSITY ATHLETICS HALL OF FAME**

The Oregon State University Sports Hall of Fame was established in 1988 in an effort to honor and preserve the memory of those student-athletes, teams, coaches, and members of the athletic staff who have contributed in an outstanding and positive way to the promotion of the Oregon State University athletic and academic program.

To be considered for this high honor, there are seven criteria that must be met:

1. If a nominee was an athlete, the person must have completed his or her eligibility at least five (5) years prior to induction.
2. If a student-athlete, the person must have earned two Varsity "O" letters.
3. If a coach, athletic administrator, or athletic staff member, the person must have either earned a Varsity "O" letter at Oregon State University or have been on the staff for at least five (5) years and have become inactive at OSU.
4. The records of the person considered should be so outstanding that there would be little question as to the qualifications necessary for induction.
5. Consideration will be given for personal conduct in sports and the personal contribution to the idea of sport.
6. Consideration will be given to teams who have contributed in a very outstanding and positive way.
7. Criteria and qualifications will be based upon the nominees' participation while attending or serving Oregon State University. However, accomplishments after leaving the University may be an important part of consideration.

FOOTBALL (Year of Induction)

Herb Abraham (1990)
 Bill Austin (1990)
 Sam Baker (1991)
 Terry Baker (1988)
 Ted Bates (1991)
 Paul Brothers (1997)
 Steve Brown (1993)
 Vern Burke (1991)
 Jules Carlson (1994)
 Ken Carpenter (1991)
 Herm Clark (1990)
 Jimmy Clark (1991)
 Steve Coury (2003)
 Tom DeSylvia (1994)
 John Didion (1991)
 Jim Dixon (1990)
 Don Durdan (1988)
 Earnel Durden (2018)
 Bill Enyart (1991)
 Joe Francis (1991)
 Red Franklin (1991)
 Rockne Freitas (1991)
 Jess Lewis (1990)
 Bill Gray (1991)
 Joe Gray (1991)
 Quentin Greenough (1991)
 Bob Grim (1991)
 Craig Hanneman (1992)
 Rich Koeper (1991)
 Percy Locey (1990)
 Billy Main (1992)
 Howard Maple (1990)
 Bill McKalip (1990)
 Hal Moe (1990)
 Jack O'Billovich (1991)
 Pete Pifer (1990)
 George "Gap" Powell (1990)
 Steve Preece (1991)
 Rocky Rasley (1993)
 Jon Sandstrom (1991)
 Eberle Schultz (1991)
 Adolph "Ade" Schwammel (1990)
 Vic Sears (1991)
 Ken Simonton (2015)
 Aaron Thomas (1990)
 Skip Vanderbundt (1993)
 John Witte (1991)
 Len Younce (1988)

ADMINISTRATION

James Barratt, Athletic Director (1997)
 John Eggers, Sports Information Director (1988)
 Irwin Harris, Sports Information Director (1994)
 Pat Ingram, Athletic Director (2015)
 Spec Keene, Athletic Director (1988)
 Sylvia Moore, WBB, Gymnastics & Director of Women's Intercollegiate Athletics (2018)
 Bill Robertson, Athletic Trainer (1988)

BASEBALL

Bailey Brem (1992)
 Jay Dean (1991)
 Glenn Elliot (1991)
 Ken Forsch (1991)
 Cecil Ira (1991)
 Larry Petersen (2006)
 Harold "Red" Ridings (1991)
 Frank Roelandt (1992)
 Wes Schulmerich (1991)
 Clayton Shaw (1993)
 Gene Tanselli (1991)

MEN'S BASKETBALL

Lew Beck (1988)
 Ray Blume (2004)
 Freddie Boyd (1992)
 Lester Conner (1994)
 Mel Counts (1988)
 Cliff Crandall (1990)
 Scott Eaton (1993)
 Dave Gambee (1991)
 A.C. Green (1996)
 Lee Harman (1991)
 Jim Jarvis (1991)
 Steve Johnson (1993)
 Ed Lewis (1988)
 John Mandic (1991)
 Wally Palmberg (1991)
 Gary Payton (1996)
 Red Rocha (1990)
 Adolph Sieberts (1990)
 Charlie Sitton (1997)
 Charlie White (1991)

WOMEN'S BASKETBALL

Juli Coleman (2003)
 Tanja Kostic (2005)
 Carol Menken-Schautd (1988)
 Felicia Ragland (2018)
 Judy Spoelstra (1994)

COACHES

Jimmy Anderson (2015)
 Dee Andros (1991)
 Sam Bell (2006)
 Ralph Coleman (1990)
 Karl Drilica (1991)
 Slats Gill (1988)
 Ralph Miller (1991)
 Tommy Prothro (1990)
 Jack Riley (2015)
 Lon Stiner (1990)
 Dale Thomas (1992)
 Paul Valenti (1990)
 Benny Wagner (1993)

MEN'S GOLF

Bob Allard (1991)
 Dick Yost (1990)

WOMEN'S GOLF

Dr. Mary Budke (1992)
 Gracie DeMoss (1991)

GYMNASTICS

Heidi Anderson (2015)
 Mary Ayotte-Law (1993)
 Laurie Carter (1994)
 Traci Crover (2005)
 Amy Durham (2004)
 Chari Knight (2003)
 Linda Parker (1992)
 Joy Selig (1997)

MULTI-SPORT

David Brundage (2004)
 John Thomas (1997)
 Dallas Ward (1997)
 Jim Wilson (2003)

MEN'S ROWING

Tom Woodman (2003)
 Robert Zagunis (1993)

WOMEN'S ROWING

Amy Martin (2003)

SKIING

Jean Saubert (1991)

SOFTBALL

Erin Capps (2006)

SWIMMING

Amy Van Lobel Sels (2005)
 Dr. Jerald Willie

TEAMS

1932-33 Men's Basketball (1991)
 1933 Football Ironmen (1988)
 1939 Football (1993)
 1942 Rose Bowl Team (1988)
 1948-49 Men's Basketball (1991)
 1952 Baseball (1992)
 1954-55 Men's Basketball (2005)
 1956 Football (1994)
 1961 Cross Country (1991)
 1962 Football (2012)
 1962-63 Men's Basketball (2003)
 1964 Football (2004)
 1965-66 Men's Basketball (1993)
 1967 Giant Killers (1997)
 1970 Women's Volleyball (2018)
 1971 Women's Volleyball (2018)
 1980-81 Men's Basketball (2006)
 2005 Baseball (2015)
 2006 Baseball (2018)
 2007 Baseball (2018)

MEN'S TRACK AND FIELD

Steve DeAutremont (1992)
 Lynn Dickey (1991)
 Dick Fosbury (1988)
 Morgan Groth (1991)
 Darrell Horn (1991)
 Steve Pauly (1991)
 Tracy Smith (1991)
 Forrest Smithson (1988)
 Dale Story (2006)
 Grant Swan (1990)
 Willie Turner (1997)
 Karl Van Calcar (1994)
 Tim Vollmer (1993)
 Tom Woods (2005)

WOMEN'S TRACK & FIELD

Cindy Greiner (2004)
 Joni Huntley (1988)

WRESTLING

Jim Baumgardner (2006)
 Larry Bielenberg (1994)
 Virgil Cavagnaro (1991)
 Don Conway (1991)
 Jim Crumley (2005)
 Ron Finley (1991)
 Fritz Fivian (1992)
 Les Gutches (2003)
 Herb Haberlach (1991)
 Howard Harris (1997)
 Dan Hicks (1994)
 Len Kauffman (1991)
 Babak Mohammadi (2003)
 Chet Newton (1991)
 Robin Reed (1988)
 Hank Schenk (1992)
 Greg Strobel (1993)
 Roger Weigel (1993)





BRANDIN COOKS

2013 BILETNIKOFF AWARD WINNER

- 2013 Biletnikoff Award Winner
- 2013 Consensus First Team All-American (Associated Press, Football Writers Association of America, Sporting News, Walter Camp Football Foundation)
- Set Pac-12 record with 128 receptions in 2013
- Set Pac-12 record with 1,730 receiving yards in 2013
- Tied OSU single game record with 14 receptions at San Diego State in 2013.
- Broke Oregon State record with 16 receiving touchdowns in 2013
- Established OSU record with 24 career receiving touchdowns
- Became just the third receiver in OSU history with multiple 1,000-yard receiving seasons.
- Finished career with 226 receptions - second on OSU's all-time list
- Third on OSU career list with 3,272 receiving yards
- Third in OSU history with 13 100-yard receiving games.
- First-round selection (No. 21) in 2014 NFL Draft by the New Orleans Saints



MIKE HASS

2005 BILETNIKOFF AWARD WINNER

- 2005 Biletnikoff Award Winner
- 2005 First Team All-American (Associated Press, Walter Camp Football Foundation)
- Set the then-Oregon State record with 90 receptions in 2005 breaking his own record of 86 set the previous season.
- Set the then- OSU record with 1,532 receiving yards in 2005 breaking his own record of 1,379 previously set in 2004.
- Produced a school-record nine 100-yard games in 2005 and 19 in his career.
- Set OSU single game record with 14 receptions at Arizona State in 2004.
- Tied the then-OSU record with 20 career receiving touchdowns
- Only receiver in OSU history to posted three 1,000-yard receiving seasons.
- Finished career with the then-OSU record 220 receptions
- Holds the top spot on OSU's career list with 3,924 receiving yards
- Set school-record with 293 receiving yards at Boise State in 2004
- Sixth-round selection (No. 171) in 2006 NFL Draft by the New Orleans Saints



ALEXIS SERNA

2005 LOU GROZA AWARD WINNER

- 2005 Lou Groza Award Winner
- 2005 First Team All-American (American Football Coaches Association)
- 2005 Second Team All-American (Associated Press, Walter Camp Football Foundation)
- Connected on 23 of 28 field goal and all 32 point after attempts in 2005
- Tied OSU record by making 15 consecutive field goals in 2005
- Set OSU record with 23 field goals made in 2005
- Broke OSU record and tied Pac-10 record with 6-for-6 performance at Washington
- Also booted five field goals in a game on three occasions.
- Tied OSU record with a 58-yard field goal against California in 2006
- Set OSU record with 80 field goals made in a career and PATs made with 144
- Holds OSU record for points scored with 384
- Played for the Winnipeg Blue Bombers of the Canadian Football League



Below is the list of Oregon State players selected as All-Americans, led by Oregon State's five consensus choices. Currently, to be considered a consensus All-American a player must be a first team honoree by three of the following organizations; the American Football Coaches Association (AFCA), Associated Press, Football Writer's Association of America (FWAA), *Sporting News* and the Walter Camp Football Foundation. In the past these organizations also had votes that counted toward being a consensus All-American: United Press International (UPI), Newspaper Enterprise Association (NEA), Central Press Association, *Time* magazine, *Football News*.

Consensus

- 1956 John Witte, t
- 1963 Vern Burke, e
- 1968 John Didion, c
- 2012 Jordan Poyer, cb
- 2013 Brandin Cooks, wr

AFCA

- 1956 John Witte, t
- 1958 Ted Bates, ot
- 1962 Terry Baker, qb
- 1963 Vern Burke, e
- 1967 Jon Sandstrom, rb
- 1968 John Didion, c
- 2000 Ken Simonton, rb
- 2005 Alexis Serna, k
- 2008 Andy Levitre, ot
- 2012 Jordan Poyer, cb

Sporting News

- 1962 Terry Baker, qb
- 1968 John Didion, c
- 2000 DeLawrence Grant, de (second team)
- 2000 Ken Simonton, rb (second team)
- 2001 Dennis Weathersby, cb (second team)
- 2009 Jacquizz Rodgers, rb (second team)
- 2012 Jordan Poyer, cb
- 2013 Brandin Cooks, wr

Walter Camp

- 1916 Herm Abraham, hb (third team)
- 1956 John Witte, t
- 1958 Ted Bates, ot
- 1962 Terry Baker, b
- 1963 Vern Burke, wr
- 1968 John Didion, c
- 1972 Steve Brown, lb
- 2000 Ken Simonton, rb (second team)
- 2005 Mike Hass, wr
- 2005 Alexis Serna, k (second team)
- 2009 Jacquizz Rodgers, rb (second team)
- 2012 Jordan Poyer, cb
- 2013 Brandin Cooks, wr

FWAA

- 1956 John Witte, t
- 1962 Terry Baker, qb
- 1963 Vern Burke, e
- 1968 John Didion, c
- 2013 Brandin Cooks, wr

Associated Press

- 1928 Howard Maple, qb (second team)
- 1933 Ade Schwammel, t
- 1933 Norman "Red" Franklin, hb (third team)
- 1937 Joe Gray, b (second team)
- 1939 Eberle Schultzt, og (third team)
- 1940 Jim Kisselburgh, b (third team)
- 1941 Quentin Greenough, c (second team)
- 1955 John Witte, t
- 1962 Terry Baker, qb
- 1964 Rich Koeper, ot (second team)
- 1968 John Didion, c
- 1970 Craig Hanneman, dt (second team)
- 1974 Greg Krpalek, c (honorable mention)
- 1977 Jim Walker, c (honorable mention)
- 1979 Steve Coury, se (third team)
- 1992 Fletcher Keister, og (third team)
- 1998 Inoke Breckterfield, de (third team)
- 2000 Ken Simonton, rb (second team)
- 2000 Chris Gibson, c (third team)
- 2002 Steven Jackson, rb (third team)
- 2003 Steven Jackson, rb (third team)
- 2004 Mike Hass, wr (third team)
- 2004 Mitch Meeuwssen, s (third team)
- 2005 Mike Hass, wr
- 2005 Alexis Serna, k (second team)
- 2006 Sammie Stroughter, all-purpse (third team)
- 2008 Andy Levitre, ot (second team)
- 2008 Jacquizz Rodgers, rb (third team)
- 2009 James Rodgers, all-purpose (second team)
- 2009 Jacquizz Rodgers, rb (third team)
- 2010 Stephen Paea, dt
- 2012 Jordan Poyer, cb
- 2013 Brandin Cooks, wr

Central Press Association

- 1956 John Witte, t
- 1963 Vern Burke, wr
- 1968 John Didion, c
- 1968 Mel Easley, db

Football News

- 1962 Terry Baker, qb
- 1968 John Didion, c
- 2000 Ken Simonton, rb (second team)
- 2000 Chris Gibson, c (honorable mention)
- 2001 Ken Simonton, rb (honorable mention)

International News Service

- 1926 Jim Dixon, t (second team)
- 1955 John Witte, t
- 1956 John Witte, t

Newspaper Enterprise Association


- 1916 Herman Abraham, hb
- 1956 John Witte, t
- 1962 Terry Baker, qb
- 1964 Jack O'Billovich, lb
- 1967 Jess Lewis, dt
- 1968 John Didion, c

Time Magazine


- 1962 Terry Baker, qb
- 1968 John Didion, c

United Press International

- 1928 Howard Maple, qb (third team)
- 1930 Bill McKalip, e (third team)
- 1933 Norman "Red" Franklin, hb
- 1933 Ade Schwammel, t (third team)
- 1956 John Witte, t
- 1962 Terry Baker, qb
- 1963 Vern Burke, wr
- 1968 John Didion, c
- 1968 Bill Enyart, fb
- 1974 Greg Krpalek, c (honorable mention)



John Witte



Ken Simonton



James Rodgers



OSU ALL-AMERICAN TIMELINE**FIRST TEAM**

1916	Herm Abraham, hb (NEA)
1921	George "Gap" Powell, fb (Athletic World Magazine (SI), Football World, Malcom McLean)
1933	Norman "Red" Franklin, hb (UP, Lawrence Perry)
1933	Ade Schwammel, t (AP, NY Post, Parke Davis)
1940	Vic Sears, t (NY Sun)
1946	Bill Gray, c (----)
1955	John Witte, t (Consensus)
1956	John Witte, t (AFCA, Football Writers, Walter Camp)
1958	Ted Bates, ot (AFCA, Walter Camp)
1962	Terry Baker, qb (AFCA, FWAA) b (Walter Camp)
1963	Vern Burke, se (Consensus)
1964	Jack O'Billovich, lb (NEA)
1967	John Didion, c (Consensus)
1967	Jess Lewis, dt (NEA)
1967	Jon Sandstrom, g (AFCA)
1968	John Didion, c (AFCA, FWAA)
1968	Mel Easley, db (CPA)
1968	Bill Enyart, fb (UPI)
1972	Steve Brown, lb (Walter Camp)
2000	Ken Simonton, rb (AFCA, Rivals.com)
2004	Mike Hass, wr (ESPN.com)
2005	Mike Hass, wr (AP, ESPN.com, Walter Camp)
2005	Alexis Serna, k (AFCA)
2007	Roy Schuening, og (Pro Football Weekly, ESPN)
2008	Andy Levitre, ot (AFCA, Pro Football Weekly)
2010	Stephen Paea, dt (AP, SI.com)
2012	Jordan Poyer, cb (Consensus)
2013	Brandin Cooks, wr (Consensus)

SECOND TEAM

1926	Jim Dixon, t (INS)
1928	Howard Maple, qb (AP, NY Sun, Walter Eckersall)
1933	Norman "Red" Franklin, hb (All-Players, Dr. Lacy Lockert, George Currie Brooklyn Eagle, NY Post, NY Sun, 20 College Newspapers)
1933	Ade Schwammel, t (Bill Cunningham, Charles Parker, 20 College Newspapers)
1937	Joe Gray, b (AP)
1939	Eberle Schultz, og (All-Players, College Sportswriters, Bill Stern, Dr. L.H. Baker, NY Sun, Paul Williamson, What's What in Football)
1940	Jim Kisselburgh, b (Bill Stern)
1941	Quentin Greenough, c (AP)
1964	Rich Koeper, ot (AP)
1970	Craig Hanneman, dt (AP)
2000	DeLawrence Grant, de (Rivals.com, Sporting News)
2000	Ken Simonton, rb (AP, College Football News, College and Pro Football News, Gannett News Service, The Football News, Sporting News, Walter Camp)
2001	Dennis Weathersby, cb (Sporting News)
2005	Alexis Serna, k (AP, Walter Camp)
2006	Sammie Stroughter, wr (Rivals.com) pr (SI.com)
2007	Alexis Serna, k (Athlon Sports)
2008	Andy Levitre, ot (AP)
2009	Jacquizz Rodgers, rb (Sporting News, Walter Camp)
2009	James Rodgers, all-purpose (AP)
2013	Brandin Cooks, wr (USA Today)

THIRD TEAM

1916	Herm Abraham, hb (Walter Camp)
1926	Jim Dixon, t (All-American Board)
1928	Vernon Eilers, g (Charles Parker) Howard Maple, qb (All-American Board, Herbert Read Outlook, UP)
1930	Bill McKalip, e (North American Newspaper Alliance, UP, Walter Turnball)
1933	Norman "Red" Franklin, hb (AP, College Humor, Charles Parker, Grantland Rice, Hearst, Tom Thorp N.Y. Journal)
1933	Ade Schwammel, t (Hearst, UP)
1939	Eberle Schultz, og (AP, Charles Parker, Dr. Lacy Lockert)
1939	Len Younce, g (Hearst)
1940	Jim Kisselburgh, b (AP)
1940	Vic Sears, t (Bill Cunningham)
1941	Quentin Greenough, c (Bill Stern, Dr. Lacy Lockert)
1941	George Peters, b (Hearst)
1979	Steve Coury, se (AP)
1992	Fletcher Keister, og (AP)
1998	Inoke Breckterfield, de (AP)
2000	Chris Gibson, c (College Football News, AP)
2000	DeLawrence Grant, de (College Football News)
2002	Steven Jackson, rb (AP)
2002	Dennis Weathersby, cb (College Football News)
2003	Steven Jackson, rb (AP)
2004	Mike Hass, wr (AP)
2004	Mitch Meeuwse, s (AP)
2006	Sammie Stroughter, all-purpose (AP)
2008	Jacquizz Rodgers, rb (AP, Rivals.com)
2009	Jacquizz Rodgers, rb (AP)
2012	Markus Wheaton, wr (CBSSports.com)

FOURTH TEAM

2009	Jacquizz Rodgers, rb (Phil Steele)
------	------------------------------------

HONORABLE MENTION

1974	Greg Krpalek, c (AP, UPI)
1977	Jim Walker, c (AP)
1997	Inoke Breckterfield, de (----)
2000	Chris Gibson, c (CNN/SI.com, The Football News)
2000	Ken Simonton, rb (CNN/SI.com)
2001	Ken Simonton, rb (Football News)
2003	Steven Jackson, rb (College Football News)
2003	Richard Seigler, lb (College Football News)
2006	Alexis Serna, k (SI.com)
2009	Sean Canfield, qb (SI.com)
2009	Justin Kahut, k (SI.com)
2009	Jacquizz Rodgers, rb (College Football News, SI.com) sophomore first team (CFN)
2009	James Rodgers, wr (College Football News, SI.com) all-purpose (SI.com)
2012	Scott Crichton, de (SI.com)
2013	Soctt Crichton, de (SI.com)

COLLECTIVE ROSTER

1917	Meier Newman, b (Stars of 1917)
1917	Ozburn Walker, t (Stars of 1917)

FRESHMAN ALL-AMERICANS**FIRST TEAM**

2000	Richard Seigler, lb (The Football News, Sporting News)
2001	Mitch Meeuwse, s (FWAA)
2003	Brandon Browner, db (Rivals.com, Sporting News)
2005	Keenan Lewis, cb (Rivals.com)
2005	Jeremy Perry, ot (FWAA, Sporting News)
2008	Jacquizz Rodgers, rb (FWAA, Phil Steele) Freshman of the Year (CBS Sports.com, Sporting News)
2009	Michael Philipp, ot (College Football News)
2011	Scott Crichton, de (Yahoo!Sports, Phil Steele, CBSSports.com, Sporting News, College Football News)
2011	Sean Mannion, qb (FWAA)
2012	Isaac Seumalo, c, (Phil Steele, CBSSports.com, FoxSportsNext.com)
2016	Xavier Crawford, cb (FWAA, USA Today, Athlon, Campus Insiders)
2016	Gus Lavaka, ol (Athlon, Pro Football Focus, Campus Insiders)
2018	Jermer Jefferson, rb (The Athletic, 247Sports, ESPN, USA Today, FWAA)

SECOND TEAM

1997	Terrance Carroll, s (TSP)
------	---------------------------

HONORABLE MENTION

2000	Dennis Weathersby, cb (The Football News)
2005	Keenan Lewis, cb (Sporting News)
2011	Dylan Wynn, de (College Football News)

Special thanks to Cindy Arbelbide with improving this section.



OSU'S ALL-AMERICANS**HERM ABRAHAM • 1916**

Herm Abraham, was Oregon State's first All-American in the sport. He led the Aggies to an upset at Michigan State in 1915. He earned All-American honors by the Newspaper Enterprise Association in 1916, after lettering three years.

TERRY BAKER • 1962

The Heisman Trophy winner was the nation's most heralded athlete after leading OSU to a 1962 Liberty Bowl victory over Villanova. Terry Baker was a unanimous first team All-American in 1962, and in addition was named the Sportsman of the Year by *Sports Illustrated*, Helms Foundation Award recipient, AP, UPI, and the *Sporting News* Player of the Year to name just a few. The two-time Oregon State team MVP played in the 1962 College All-Star Game. Baker also excelled in basketball where he helped the 1963 team to the Final Four. He was inducted into the State of Oregon Sports Hall of Fame in 1980. His number 11 is the only number retired at OSU. He is (as of June 2009) the only individual to win the Heisman Trophy and play in the Final Four. Baker was the first individual from the West Coast to win the Heisman. He was drafted first overall in 1963 by the Los Angeles Rams of the NFL.

TED BATES • 1958

Ted Bates earned All-American acclaim as an offensive lineman in 1958, and was also named an All-Pacific Coast Conference and All-Coast selection. He played in the 1957 Rose Bowl and was the recipient of the 1958 Hayward Award for the top amateur athlete in the state. Bates played in the 1958 East-West Shrine and Hula Bowl games. He played four NFL seasons with the Chicago Cardinals. Bates was a 1996 inductee into the State of Oregon Sports Hall of Fame.

INOKE BRECKTERFIELD • 1997 & 1998

Inoke Breckterfield is one of Oregon State's top all-time defensive linemen. He concluded his career by being selected a third-team All-American in 1998. Breckterfield played in the Hula Bowl after being selected first team All-Pac-10. He won the conference's prestigious Morris Trophy, given to the league's top defensive lineman. The Honolulu native ended his career as the school's all-time leader for quarterback sacks with 19.5 and tackles-for-loss with 55.5. Breckterfield signed a free agent contract with Edmonton of the CFL following his collegiate career and later played for Winnipeg and Toronto.

STEVE BROWN • 1972

Steve Brown was a three-year varsity letterman from 1970-72. He earned All-American honors (1972) by nine organizations and publications, including seven first team selections, and he was a two-time All-Pac-8, two-time All-Coast and two-time team defensive MVP selection. Brown came to OSU as a fullback before moving to the defensive side as a freshman. He had a school record 186 tackles as a senior. As a junior he led the team with 134 tackles and had four interceptions against defending conference champion Stanford. He also had 22 tackles in that same '71 game vs. Stanford. At the conclusion of his OSU career he played in the East-West Shrine Game, Hula Bowl and Coaches All-American Bowl. Brown was the team captain of the West in the Shrine Game and co-captain of the North Squad in the Hula Bowl where he made 19 tackles and intercepted three passes. He also had 15 tackles and one interception in the Coaches All-American Bowl. He went on to play professionally for Calgary in 1973 and for the Portland Storm in 1974 before suffering a career-ending knee injury.


BRANDON BROWNER • 2003

Brandon Browner played just two seasons at Oregon State leaving after his sophomore year to pursue the NFL. Browner, a cornerback, was the second OSU player in the history of the program to declare himself eligible for the NFL Draft prior to the end of his college eligibility.

He redshirted in 2002 before earning 2003 Freshman All-American honors. The 6-4 Sylmar, Calif., native was the 2003 Pac-10 Freshman of the Year.

VERN BURKE • 1962

Vern Burke is still considered one of the best receivers ever to wear an Oregon State uniform. He caught 69 passes for 1,007 yards in 1962, both NCAA records at the time. At the time of his enshrinement into the OSU Sports Hall of Fame in 1991, he held records for the most passes caught in one game (12) and career receiving touchdowns (19). He was a consensus All-American in 1963 and played five years of professional football. Burke played in the 1963 East-West Shrine and Hula Bowl games. He was inducted into the State of Oregon Sports Hall of Fame in 1982.



Vern Burke

SEAN CANFIELD • 2009


Sean Canfield capped his excellent career by becoming OSU's first ever Pac-10 Conference First Team quarterback and earning SI.com Honorable Mention All-American. He compiled a single season school record completion percentage of 67.9 (303-446) as a senior, resulting in 3,271 passing yards and 21 touchdowns. He led the league as a senior with a 251.6 yards per game passing average. For his career he threw for 5,970 yards and 38 touchdowns, both the fourth-highest total in school history at the time.

TERRENCE CARROLL • 1997

Terrence Carroll is one of the top safeties in the program's history and earned *Sporting News* Freshman All-America honors in 1997 as a redshirt. He started all 11 games for first-year head coach Mike Riley, making 63 tackles, two interceptions and blocking two kicks. He would go on to be a catalyst for the program that ended a 28-year losing streak and he went on to help the team win the 2001 Fiesta Bowl title as a senior. For his career he made 255 tackles and nine interceptions.

BRANDIN COOKS • 2013

Brandin Cooks established himself as one of the most explosive players in the nation in 2013. He was awarded the Biletnikoff Award following a record-setting season and became a consensus All-American earning recognition from the *Sporting News*, Associated Press, FWAA and Walter Camp Foundation among others. He was the first FWAA first teamer for OSU since 1968. Cooks set the Pac-12 single season record with 128 receptions as well as the conference's single season record with 1,730 receiving yards in 2013. In addition, he established OSU career record with 24 receiving touchdowns and single season with 16. Cooks was drafted by the New Orleans Saints in the first round of the 2014 NFL Draft.



Steve Coury

STEVE COURY • 1979

Steve Coury was by most accounts Oregon State's MVP in the decade of the 1970's. He was selected first team all-league in the Pac-10 and third team All-American by the AP as a senior in 1979. The offensive MVP also earned second team All-Coast. He played in the Blue-Gray Classic and East-West Shrine games. Coury set the record for career receiving yards (1,837) and receptions (135). He accounted for 142 receiving yards in a 1979 game. The four-year letterman went on to play at Ottawa in 1980 before embarking on a coaching career.

XAVIER CRAWFORD • 2016

Xavier Crawford received Freshman All-American honors from several outlets including the Football Writers Association of America, USA Today, Athlon, Campus Insiders at the conclusion of the 2016 season. Crawford started all 12 games at cornerback for the Beavers and accumulated a team-high 50 unassisted tackles and was fourth overall with 70 stops. He tied for the team-lead with 10 pass breakups and was the top freshman defender for that category in the Pac-12.

SCOTT CRICHTON • 2011, 2012 & 2013

Scott Crichton was named to Freshman All-American teams by Yahoo!Sports.com, CBSSports.com, Phil Steele, *Sporting News* and CollegeFootballNews.com in 2011. Crichton started all 12 games at defensive end as a red-shirt freshman leading the Beavers with 6.5 sacks, 14.5 tackles-for-loss and set a school record with six forced fumbles. In 2012, Crichton posted 17.5 tackles-for-loss and 9.0 sacks to garner All-America honorable mention status from SI.com. Crichton earned All-America honorable mention from SI.com again in 2013 following another dominant season that included 19.0 TFLs and 7.5 sacks. Crichton left early for the NFL following his junior season and was taken in the third round of the 2014 NFL Draft by the Minnesota Vikings. Crichton finished his Oregon State career ranked among the top five in OSU history with 51.0 TFLs and 22.5 sacks and had the OSU record with 10 forced fumbles.

JOHN DIDION • 1967 & 1968

In 1968, John Didion earned consensus All-American honors as a center. As a junior, he was a second team All-American selection by AP and UPI (1967). At the conclusion of his college career, he played in the Coaches All-America, Senior Bowl, Hula Bowl, College All-Star, and East-West Shrine games. He was drafted in the seventh round by the Washington Redskins and enjoyed a pro career that included stints with the Redskins, Saints, Bears and Seahawks.



JIM DIXON • 1926

Jim Dixon played at Oregon State from 1924-26 and was an All-American and All-Coast left tackle selection as a senior. He later served as an assistant coach at Oregon State from 1933-51. The Dixon Recreation Center on campus is named in his honor.

MEL EASLEY • 1969


Mel Easley earned first team All-American honors as a senior following a standout career for the Beavers. Easley was a member of the famed 1967 Giant Killers football team that defeated No. 1 ranked USC, No. 2 Purdue and then tied the new No. 2 team UCLA. He was named Oregon State's Most Improved Player in 1969 and in the same year was selected to the All-Pac-8 Conference Team. In addition, he played in the College All-Star and East-West Shrine Games. The defensive back was a sixth round 1970 NFL Draft selection of the New Orleans Saints and later played two seasons in the Canadian Football League.

VERNON EILERS • 1928

Vernon Eilers played at Oregon State from 1926-28 and was an All-American selection at guard as a senior by Charles Parker. Helped Oregon State to a 7-1 record in 1926.

BILL ENYART • 1968

Bill Enyart was the third all-time leading rusher in OSU history with 2,155 yards at the time of his induction into the OSU Sports Hall of Fame in 1991. He holds the OSU record for rushing yards in one game with 299 against Utah in 1968. He was a first team All-American in 1968 and was twice named All-Pacific-8. Enyart also was a two-time CoSIDA Academic All-American. He was named the 1968 Hula Bowl Most Valuable Back. Enyart also played in the Senior Bowl, East-West Shrine, College All-Star and the All-American Bowl games. He was inducted to the College Football Hall of Fame in 2011. He was drafted in the second round by Buffalo and later played for Oakland.

RED FRANKLIN • 1933

Bill Enyart

Red Franklin earned All-American honors in 1933. He had an outstanding career as a halfback and kick returner. At the time of his induction into the OSU Sports Hall of Fame, he held the second longest kickoff return in school history with 94-yard gallop against Fordham and San Francisco during the 1933 season. He played three years for Brooklyn of the NFL. Franklin was inducted into the State of Oregon Sports Hall of Fame in 1980.

CHRIS GIBSON • 2000


Chris Gibson lettered from 1998-2001 and is considered one of the program's all-time best offensive centers. He was a third team All-American as a junior (2000) by the Associated Press and the *College Football News* after helping the team to the Fiesta Bowl title. He was a first team All-Pac-10 selection in 2000 and second team in 2001. Gibson also played in the O'ahu Bowl.

DeLAWRENCE GRANT • 2000

DeLawrence Grant lettered at Oregon State as a defensive end during the 1999 and 2000 seasons, after transferring from El Camino College. Grant, who is one of the quickest defensive linemen in the history of the program, was a second team All-American by the *Sporting News* and *Rivals.com*, and third team by the *College Football News* (2000). Grant was a first team All-Pac-10 selection as a senior and was drafted in the third round by the Oakland Raiders of the NFL.

BILL GRAY • 1943 & 1946

Bill Gray earned first team All-American status at center in 1946 after helping OSU to a 7-1-1 record. He was part of the freshman squad for OSU in 1942, before having his football career interrupted by WWII. Assigned to a V-12 program while awaiting orders in Southern California, Gray earned All-America honorable mention while playing for USC. After his tour with the Marine Corps, Gray returned to Oregon State to finish his football career. Following his graduation, he was drafted by the NFL's Washington Redskins, where he played two seasons.



Bill Gray

JOE GRAY • 1937

"The Gray Ghost" was one of the most outstanding halfbacks in Oregon State history. As a senior, in 1937, he received All-America honorable mention. Gray was also a first team All-Coast pick in his final season and was mentioned on several other All-Coast teams as a junior. At the time, he was called the greatest running and passing back ever to play at Oregon State. Gray was the first OSU player ever drafted in the first round by the NFL (Chicago).

QUENTIN GREENOUGH • 1941

Quentin Greenough played two seasons at Oregon State and starred at center in the 1942 Rose Bowl against Duke. As a senior he was named All-Coast and second team All-American (1941). He played in the 1944 East-West Shrine Game. He later served as an assistant coach at Oregon State. Greenough was inducted into the State of Oregon Sports Hall of Fame in 1981.

CRAIG HANNEMAN • 1970

A three-year letterman defensive lineman from 1968-70, Craig Hanneman was selected a second team All-American in 1970 and first team All-Pac-8 and All-Coast. He was named OSU's 1968 Rookie of the Year, 1970 defensive MVP and team captain. Hanneman's top games included 13 tackles versus UCLA and 12 against California in the '70 season. He also recovered two fumbles against Houston and had three tackles for loss for 33 yards

against Oklahoma. At the conclusion of his senior season, he played in the Hula Bowl, Coaches All-American Bowl and East-West Shrine Game. He was drafted in the sixth round by the Pittsburgh Steelers and played for the club from 1972-73. He concluded his professional career with the New England Patriots from 1974-76.

MIKE HASS • 2004 & 2005

Mike Hass was named first team All-American in 2005 by the Walter Camp Foundation, ESPN.com and the Associated Press. His honors as a senior included earning the Biletnikoff Award as the nation's premier receiver after making a school record 90 receptions for a Pac-10 record 1,532 yards. He concluded his career with 19 100-yard plus receiving yards games and was the first player in Pac-10 history with three 1,000-plus receiving yards seasons. He caught at least one pass in his last 30 games. For his career he accumulated 3,924 yards receiving, third in the history of the Pac-10 (Troy Walters, Stanford, 4,047). He was selected to play in the East-West Shrine Game following his senior season. Hass was also selected the Male Oregon Amateur Athlete of the Year (Hayward Award) at the Oregon Sports Awards. Mike earned third team Associated Press All-American status as a junior in 2004. The first team All-Pac-10 Conference selection in 2004 broke the league record for receiving yards when he collected 293 at Boise State on Sept. 10 and later would add his name in the OSU record book for pass receptions in one game with 14 at Arizona State - all in '03. He led the Pac-10 and was third in NCAA Division I for receiving yards per game at 114.9 as a junior. He came to OSU originally as a walk-on.

STEVEN JACKSON • 2002 & 2003


Steven Jackson earned third-team All-American by the Associated Press and honorable mention All-American by *College Football News* and *Sports Illustrated* in 2003. He was a unanimous All-Pacific-10 Conference selection as a junior ('03) after rushing for 1,545 yards. He finished the '03 season 10th in the nation for rushing and had 19 100-yard plus rushing games for his career, including 239 vs. California ('02), 230 vs. Stanford ('02), 227 vs. Fresno State ('02) and California ('03). Jackson, who announced after his MVP performance in the Las Vegas Bowl (149 yards, 5 tds vs. New Mexico) that he was entering the NFL Draft, finished his career 10th on the Pac-10 career rushing list with 3,625 yards. He was named first team All-Pac-10 and third team All-American as a sophomore (2002) after rushing for 1,690 yards, the sixth-highest total by any conference player and most by a Pac-10 athlete from a school other than USC. Jackson was taken by the St. Louis Rams in the first round of the 2004 NFL Draft.



Steven Jackson

JERMAR JEFFERSON • 2018

Jermar Jefferson was named a First-Team Freshman All-American by The Athletic, 247Sports, ESPN, the FWAA and USA Today after one of the top rushing campaigns in Oregon State history. The Harbor City, Calif., native finished with seven 100-yard games, including two of 200 or more yards. Most notably, he finished with a 254-yard outing at Arizona State that stands as the second-best single-game total in OSU history. Jefferson broke the Oregon State single-season rushing record with 1,380 yards and finished ninth nationally (first among freshmen). He became the first player in school history to record two four-score games, doing so against Southern Utah and Washington State.



Jermar Jefferson

JUSTIN KAHUT • 2009

Justin Kahut (K-hoot) earned honorable mention All-America honors in 2009 from SI.com. In his junior season of 2009 he made 22 field goals (27 att.), one short of the single season OSU record. Kahut made four goals in wins over UCLA and Oregon in '09, earning Pac-10 Player of the Week honors for each (for his career he was selected three times). He had two game-winning field goals on the last play - a 33-yard boot at UNLV in 2009 and a 24-yard kick at Arizona in 2008. Kahut also was a three-time Pac-10 Honorable Mention academic selection. For his career he made 39 of 52 field goal attempts and was good on 84 of 88 extra point tries.

FLETCHER KEISTER • 1992


Fletcher Keister earned third team All-American honors in 1992 after serving as the team's co-captain. The offensive guard earned the team's MVP honor. Keister, from Albany, Ore., started 24 consecutive games to end his career. He signed a free agent contract with the Houston Oilers after his senior season.

JIM KISSELBURGH • 1940

Jim Kisselburgh played fullback for OSU from 1938-40 earning All-America honorable mention as a senior. Kisselburgh was selected in the sixth round of the NFL Draft by the Cleveland Rams.

RICH KOEPER • 1964

Rich Koeper was one of the greatest offensive linemen in Oregon State's history. He played in the 1962 Liberty Bowl and 1965 Rose Bowl. He earned second team All-American honors as a senior (1964). Koeper also was an All-Pac-8 pick as a senior and first team All-Coast his junior and senior seasons. of 1963 and '64. He played in the 1964 Hula Bowl. He was drafted



Rich Koeper

by Green Bay and played three seasons in the NFL. He later served as an assistant coach for the late Dee Andros.

GREG KRPALEK • 1974

Greg Krpalek was an All-Coast First Team selection by AP and UPI in 1973 and '74. He added UPI and AP honorable mention All-America honors following an outstanding senior season (1974). He concluded his collegiate career by playing in the Hula Bowl and was drafted by the Dallas Cowboys in the 11th round of the 1975 draft.

GUS LAVAKA • 2016

Gus Lavaka received Freshman All-American honors from Pro Football Focus and Campus Insiders following the 2016 season. Lavaka, who stepped into the lineup at left guard in the season's fourth game due to injury, helped solidify the Beavers' offensive line for the remainder of the season. He went on to start seven of the final eight games, missing one due to an injury of his own. His play helped pave the way for OSU's ballcarriers to establish a school record 5.2 yards per carry in 2016 topping the previous record of 4.9 ypc that had been set in 1960.

ANDY LEVITRE • 2008

Andy Levitre is one of the most technically sound offensive linemen in Oregon State history. Levitre earned American Football Coaches Association and *Pro Football Weekly* First Team All-America honors as a senior in 2008 and was named as an *Associated Press* Second Team All-American. He was a 2008 Pac-10 First Team, 2007 Second Team and 2006 Honorable Mention selection. A co-team captain in 2008, was the Pac-10's Tom Hansen Medal winner and a four-time Pac-10 all-academic performer. Levitre was taken in the second round by the Buffalo Bills in the 2009 NFL Draft.



Andy Levitre

JESS LEWIS • 1967

Jess Lewis was a 1967 All-American and two-time All-Pac-8 Conference defensive tackle. He was selected the team MVP in 1969. He also was a standout wrestler, capturing three conference and two NCAA wrestling titles. In addition, Lewis competed in the 1968 World University and Olympic Games. He was inducted into the State of Oregon Sports Hall of Fame in 1981.

KEENAN LEWIS • 2005

Keenan Lewis finished his career as one of the most cel-

ebrated cornerbacks in Oregon State history. Lewis made 47 starts during his career (third-highest ever at OSU as of 2008) after earning a starting spot as a freshman. In 2005, as a freshman, Lewis earned *College Football News* Third Team Freshman All-American and was honorable mention by the *Sporting News*. Lewis was taken in the third round of the 2009 NFL Draft by the Pittsburgh Steelers.

SEAN MANNION • 2011

Sean Mannion took over the starting position in game three of his redshirt freshman season. He finished the season having thrown for 3,328 yards and completed 64.5 percent (305-473) of his passes and 16 touchdowns. Along the way he established single game records for passes thrown (66) and completed (40) at Arizona State. Mannion was named a first team Freshman All-American by the Football Writers Association of America.

HOWARD MAPLE • 1928

Howard Maple lettered at Oregon State from 1926-28. He was a second team All-American quarterback as a senior (1928). He earned All-Coast recognition twice. Knute Rockne called him "the ideal quarterback." He went on to play pro football for the Chicago Cardinals and baseball for the Washington Senators. Maple was inducted into the State of Oregon Sports Hall of Fame in 1981.

BILL MCKALIP • 1930

Bill McKalip earned three All-American honors in 1930, including by the United Press. "Wild Bill" as a senior earned All-Pacific Coast Conference and Associated Press All-Northwest First Team. The end played in the East-West Shrine game and went on to be a three-time All-Pro with Portsmouth and Detroit. He was inducted into the State of Oregon Sports Hall of Fame in 1991.

MITCH MEEUWSEN • 2001 & 2004


Mitch Meeuwsen left OSU in 2004 as arguably the school's top safety in the history of the program. The 2004 Associated Press Third Team and ESPN.com First Team All-American ended his career as the program's career leader for interceptions with 20. He was a semi-finalist for the Jim Thorpe Award as a senior, given annually to the nation's premier defensive back. Meeuwsen, from Forest Grove, started 40 consecutive games and played in three bowl games. He was invited to the Las Vegas All-American Classic following his senior year. Several organizations named him to their Freshman All-American teams in 2001. He made 217 career tackles.

MEIER NEWMAN • 1917

Meier Newman, along with Ozburn Walker, earned All-American honors from the Stars of 1917 after lettering for the Aggies from 1915-17 and helped the Aggies to an upset at Michigan State in 1915.

JACK O'BILLOVICH • 1964

Jack O'Billovich earned All-American honors as a junior (1964) and helped Oregon State to the 1965 Rose Bowl. He also earned All-Coast as a junior and All-Pac-8 as a senior. He was the team captain as a senior and went on to play in the Hula Bowl and East-West Shrine Game. O'Billovich played the 1967 season with the CFL's Hamilton TigerCats.



Jack O'Billovich



STEPHEN PAEA • 2010

Stephen Paea was one of the premier defensive tacklers in the nation as a senior. The two-time team captain became the second Beaver to earn the Pac-10 Conference's Pat Tillman Defensive Player of the Year honor in 2010 and added his second straight Morris Trophy given to the league's top defensive linemen as voted on by the conference's offensive linemen. Paea was selected to the Associated Press and *Sports Illustrated* All-American First Team in 2010. Paea was selected in the second round of the 2011 NFL Draft by the Chicago Bears.

JEREMY PERRY • 2005

Jeremy Perry was named to the *Sporting News* Freshman All-American team in 2005. Perry started all 11 games at left guard and concluded the season earning Pac-10 Conference Co-Freshman of the Year honors.

GEORGE PETERS • 1941

George Peters lettered as a back in 1940 and 1941. He received All-America honorable mention following the 1941 season after helping the Beavers to the Rose Bowl. Peters was taken in the eighth round of the 1942 NFL Draft by the Washington Redskins.

MICHAEL PHILIPP • 2009

Michael Philipp was named to Freshman All-American teams by Phil Steele and CollegeFootballNews.com in 2010. Philipp started all 13 games at left tackle, the first true freshman to start on the offensive line since 1997.

GEORGE "GAP" POWELL • 1921

Gap Powell lettered in football and track from 1918-21. He was a two-time All-Coast selection in football and earned All-American honors in 1921. Powell was also the 1920 Pacific Coast Conference shot champion. He was inducted into the State of Oregon Hall of Fame in 1982.



Jordan Poyer

JORDAN POYER • 2012

Jordan Poyer is arguably the best cornerback to ever play for Oregon State after being lightly recruited to play football out of Astoria High School. He was a consensus All-America selection as a senior, the first at OSU since John Didion in 1967, named to the All-America First Team from Walter Camp, AFCA, *Sporting News* and CBSSports.com among others. Named to the All-Pac-12 Conference First Team as a senior and Second Team as a junior, he was a semi-finalist for the Bednarik Award (top defensive player) and Jim Thorpe Award (top cornerback) in 2012. He earned the Jim Thorpe Defensive Back of the Week and Walter Camp Co-Player of the Week after a three interception performance against Washington State. He ranked tied for second in the nation with seven interceptions as a senior and finished his career with 13 to tie for fourth in OSU history. He was selected in the seventh round of the 2013 NFL Draft by the Philadelphia Eagles.

JACQUIZZ RODGERS • 2008 & 2009

In 2008, Jacquizz Rodgers had what was arguably the greatest impact of a freshman in the history of the program. Despite missing nearly all of the last three games of the season due to injury, he became the first freshman



Jacquizz Rodgers

to be named as the Pac-10 Offensive Player of the Year as well as the conference's Freshman of the Year. With 1,253 yards, "Quizz" set the Pac-10 mark for rushing yards by a freshman. He was named *USA Today*, Rivals.com and CollegeFootballNews.com Player of the Week after rushing for 186 yards and two touchdowns in a victory over then No. 1 USC. Surpassing the 100-yard plateau seven times, he was named Pac-10 Player of the Week on three occasions en route to being named the Rivals.com Freshman of the Year, *College Football News* All-Freshman Team, Football Writers Association Freshman All-American, CBS Sports.com Freshman of the Year and *Sporting News* National Freshman of the Year. The Associated Press and Rivals.com selected Quizz as a third team All-American. He finished his career as one of three players in history to achieve 3,000 yards rushing and 1,000 yards receiving in only three years, joining Ryan Benjamin of Pacific (1990-92) and Reggie Bush of USC (2003-05). He was taken in the fifth round of the 2011 NFL Draft by the Atlanta Falcons.

JAMES RODGERS • 2009

James Rodgers scored Honorable Mention All-America honors as a wide receiver and as an all-purpose player from SI.com in his junior season. He was named to the Pac-10 Conference's First Team as a junior as a wide receiver after making a school record 91 receptions. Rodgers set the school record in 2009 for all-purpose yards with 2,328 and set a single game record with 303 yards vs. Oregon. He was the first OSU player to achieve 1,000 yards rushing and 2,000 yards receiving.

JON SANDSTROM • 1967

Jon Sandstrom was a three-year starting defensive lineman from 1966-1968. He was a first team All-American as a junior (1967) and was a preseason All-American in 1968. Sandstrom earned first team All-Pac-8 as a senior and was named the team's MVP. He played in the College All-Star Game, Hula Bowl, Senior Bowl and Coaches All-America Bowl at the conclusion of his college career. Sandstrom was drafted in the third round in 1969 by the Atlanta Falcons and would also play for the CFL's Winnipeg Blue Bombers.

ROY SCHUENING • 2004 & 2007

Roy Schuening concluded his collegiate career as one of the best linemen in OSU history. Schuening started a school record 50 games, all consecutively, during his career. As a senior in 2007, Schuening received Pac-10 First Team honors and was named to the *Pro Football Weekly* All-America squad. He was an All-Pac-10 Honorable Mention selection in 2005 and '06, and was a *Sporting News*

All-Freshman Team member in 2004. Schuening was taken in the fifth round of the 2008 NFL Draft by the St. Louis Rams.

EBERLE SCHULTZ • 1939

Eberle Schultz played both ways on the line, but earned most of his accolades for his play on the offensive side of the ball. He earned first team All-Coast honors in 1939 and helped Oregon State post a 9-1-1 mark that season. He was drafted by Philadelphia in the fourth round of the NFL Draft and played a total of six pro seasons, including stops in Pittsburgh and Cleveland.

ADOLPHE "ADE" SCHWAMMEL • 1933

Ade Schwammel lettered in football from 1931-33, earning first team All-American and All-Pacific Coast as a senior (1933). He was one of the key players in the now illegal "pyramid play." Schwammel played in the 1934 East-West Shrine Game. He won two professional titles in his six years with the Green Bay Packers.

VIC SEARS • 1940

Vic Sears was an All-American lineman in 1940, becoming the second lineman in school history to earn such acclaim. He lettered three seasons and was drafted in the fourth round by the Pittsburgh Steelers at the conclusion of his college career. He never played for the Steelers, but played for Philadelphia for 10 years. Sears, who played in the 1941 East-West Shrine Game, was inducted into the State of Oregon Sports Hall of Fame in 1980.



Vic Sears

RICHARD SEIGLER • 2000 & 2003

Richard Seigler is one of OSU's top linebackers in the history of the program. He earned recognition as a freshman in 2000 by being named to the Freshman All-American teams by the *Sporting News* and *Football News*. The four-year letterman was a 2004 fourth round NFL Draft selection of the San Francisco 49ers. The Las Vegas native was a two-time All-Pac-10 Conference selection (2002, '03) and was a co-team MVP after his senior year. Seigler played in the Fiesta, Insight and Las Vegas Bowls during his career, and at the conclusion of his OSU playing days competed in the East-West Shrine Game and was named All-America honorable mention by *College Football News*. Seigler left OSU fourth for career tackles with 356.

ALEXIS SERNA • 2005 & 2006

Alexis Serna earned All-America honors in 2005 by the American Football Coaches Association and was a second team member by the Associated Press and Walter Camp Foundation. Serna was honored with the Lou Groza Award, signifying the nation's premier kicker in 2005. During his stellar sophomore season Serna made 23 of 28 field goal attempts and all 32 extra point tries. He tied the OSU record by making 15 consecutive field goals during the 2005 season. He broke an OSU record and tied the Pac-10 record with a 6-for-6 performance at Washington, earn-

ing him Pac-10 Special Teams Player of the Week honors. Serna came to OSU originally as a walkon. He signed a contract to play for the CFL's Winnipeg Blue Bombers at the conclusion of his OSU career.

ISAAC SEUMALO • 2012

Isaac Seumalo was named to the Freshman All-America Team by Phil Steele, CBSSports.com and FoxSportsNext.com. He was named as the No. 6 Top Freshman by Athlon Sports. Thrust into the starting center role from the first day of fall camp, Isaac became the first freshman to start at center for OSU since 1978 and was one of only two true freshmen to start their season-openers at center in the nation. He was an All-Pac-12 Conference honorable mention selection.

KEN SIMONTON • 2000 & 2001

Ken Simonton lettered from 1998-2001 and is considered one of the school's best running backs ever. Simonton concluded his career with a school record 5,044 yards and at the time of his graduation was one of only six players in Pac-10 history to rush for 1,000-plus yards in three different seasons. His 5,044 yards ranked second most ever in the conference, trailing only USC's Charles White. When he left OSU, he held 11 school rushing marks. Simonton rushed for 100-plus yards 26 times during his 46-game OSU career, including three 200-yard plus marks. Simonton led OSU to the Fiesta and O'ahu Bowls, but he may be most remembered for scoring the winning touchdown in the 1998 triple-overtime victory over Oregon. Simonton's professional career included stops in Buffalo, San Francisco and Calgary.



Sammie Stroughter

SAMMIE STROUGHTER • 2006

Sammie Stroughter burst onto the scene in 2006 as a big play threat at wide receiver and as a punt returner after two seasons in the shadow of two-time All-American Mike Hass. Stroughter was named a third team All-American all-purpose player by the Associated Press following one of the best seasons by a wide receiver in Oregon State history. Stroughter converted 74 receptions into 1,293 yards including a 223-yard game at Washington. In addition, Stroughter returned three punts for touchdowns during the season to set a school record, including a memorable 70-yard return in one of the biggest upsets in OSU history over No. 3 USC. He was drafted by the NFL's Tampa Bay Buccaneers at the conclusion of his career at Oregon State.

JIM WALKER • 1977

Jim Walker earned Associated Press Honorable Mention honors as a center his senior season in 1977. He also was a member of the All-Pac-8 Conference and All-Coast second teams. The team captain also played in the Challenge Bowl in Seattle. He signed a free agent contract with the Tampa Bay Buccaneers following his senior year.

OZBURN WALKER • 1917

Ozburn Walker, along with Meier Newman, earned All-American honors from the Stars of 1917 after playing just one season for the Aggies.

DENNIS WEATHERSBY •

2000, 2001 & 2002

Dennis Weathersby was arguably Oregon State's top cornerback in the history of the program. He lettered from 1999-2002 and helped the program compete in the Fiesta, O'ahu and Insight Bowls. Weathersby was a standout on the field and in the classroom. He earned first team District VIII All-Academic honors as a junior and senior. As a senior he was a semifinalist for the Jim Thorpe Award, given annually to the nation's premier defensive back, earned second team All-American by the *Sporting News* and third team All-American by *College Football News*. He concluded his career by being selected to play in the East-West Shrine Game and was later a fourth round selection in the NFL Draft by the Cincinnati Bengals.

MARKUS WHEATON • 2012

Markus Wheaton finished his career as one of the most prolific receivers in Oregon State history. As a senior he tied the single season school-record with 91 receptions en route to setting the school's career record with 227 catches. His 2,994 career receiving yards are third on OSU's all-time list, and 3,744 all-purpose yards are ninth at OSU. A Pac-12 Conference First Team selection as a senior and honorable mention as a junior, CBSSports.com honored Wheaton with Third Team All-America accolades. He was drafted by the Pittsburgh Steelers in the third round of the 2013 NFL Draft.



Markus Wheaton

JOHN WITTE • 1955 & 1956

John Witte was a two-time All-American selection (1955-56), the only OSU player to ever achieve such status at the time of his playing career. He played in the 1957 Rose Bowl game against Iowa. He also was an outstanding wrestler, finishing second at the NCAA Championships as a freshman. He was inducted into the State of Oregon Sports Hall of Fame in 1983.

DYLAN WYNN • 2011

Dylan Wynn was named a Freshman All-American honorable mention by *College Football News* in 2011. Wynn started seven games at defensive end recording 5.5 tackles-for-loss. He set a school record with five fumble recoveries as a true freshman.

LEN YOUNCE • 1939

Len Younce received All-American honorable mention following the 1939 season. Younce, an offensive guard, along with linemate Eberle Schultz opened big holes for Jim Kieselburgh (All-American in 1940) as the Beavers finished the season 9-1-1. He was an 8th round draft choice of the New York Giants in 1941. He was inducted into the Oregon Sports Hall of Fame in 1980 and entered the OSU Athletic Hall of Fame in 1988.

OSU'S TERRY BAKER WON THE FOLLOWING ACCOLADES DURING HIS HEISMAN TROPHY SEASON OF 1962:

ALL-AMERICA FIRST TEAMS

- Associated Press
- United Press International
- Football Coaches Association
- Football Writers Association
- NEA
- Williamson Rating System
- Football News
- The Sporting News
- Time Magazine
- Coach & Athlete Magazine
- Academic All-America
- CBS-TV Sports

INDIVIDUAL AWARDS

- Heisman Trophy (Outstanding Player in Nation)
- Maxwell Award (Outstanding Player in Nation)
- Sports Illustrated Sportsman of the Year
- Helms Foundation Award (top athlete in North America)
- AP, UPI, The Sporting News, Coach & Athlete Magazine Player of the Year
- Captain NEA All-America Team
- AP, UPI, L.A. Times Back of the Year
- Pop Warner and Voit Awards (outstanding senior on Pacific Coast)
- AP & UPI three-time All-Coast
- OSU two-time team MVP
- Grantland Rice Award (Top Phi Delt Player in nation)
- Arthur Priest Award (Phi Delt of the Year)
- Football Foundation Hall of Fame Award (scholar-athlete)
- Buzz Randall Award (top scholar-athlete at OSU)
- Liberty Bowl MVP

GAME HIGHLIGHTS

- *389 total yards (163 rush, 226 pass) vs. Colorado State in 1962
- *319 total yards (46 rush, 273 pass) vs. Idaho in 1962
- *317 total yards (65 run, 252 pass) vs. Iowa State in 1962
- *302 total yards (87 run, 215 pass) vs. Washington in 1960
- *OSU, Liberty Bowl and NCAA record 99-yard run in 1962 Liberty Bowl

EDUCATION

- B.S. Mechanical Engineering (1963)
- Ph.D, Jurisprudence, University of Southern California (1967)

TERRY BAKER YEAR-BY-YEAR FOOTBALL STATISTICS




YEAR	{-----Rushing-----}					{-----Passing-----}					{-----Punting-----}		
	ATT.	NET YDS.	AVG.	TD	ATT.	COMP.	INT.	YDS.	TD	ATT.	YDS.	AVG.	
1960	111	610	5.5	5	117	60	12	863	3	13	549	42.3	
1961	73	355	4.9	2	134	61	8	875	5	23	684	29.7	
1962	115	538	4.7	9	202	111	5	1,723	15	33	1,233	37.4	
TOTAL	299	1,503	5.0	16	453	232	25	3,461	23	69	2,466	35.7	

* also scored a touchdown in the 1962 Liberty Bowl (postseason stats did not count toward season/career stats at the time)

TERRY BAKER YEAR-BY-YEAR BASKETBALL STATISTICS

YEAR	G	FG-FGA	PCT.	FT-FTA	PCT.	REB	TP	AVG.
1961	20	40-110	.364	67-77	.870	37	147	7.4
1962	26	102-228	.447	73-106	.688	77	277	10.7
1963	25	120-280	.429	94-127	.728	71	334	13.4
TOTAL	71	262-618	.424	234-310	.755	185	758	10.7

TERRY BAKER
1962 HEISMAN TROPHY WINNER



BEAVERS CHOSEN IN THE NFL DRAFT

The National Football League draft originated in 1936. A complete list of OSU draft picks since the inception of the NFL draft follows. The number in parenthesis represents the overall selection number in the draft. Also included on this list are free agents who signed contracts following their respective draft.

Year	Name, Pos., NFL Team	Rd	Overall
1936	FIRST DRAFT		
1937	None		
1938	Joe Gray, B, Chicago Bears	1st	10
	Frank Ramsey, G, Chicago Bears	5th	—
	Elmer Kolberg, B, Philadelphia Eagles	7th	—
1939	Joe Wendlick, E, Detroit Lions	4th	—
	Prescott Hutchins, G, Detroit Lions	11th	—
1940	Eberle Schultz, G, Philadelphia Eagles	4th	—
	John Hackenbruck, T, Detroit Lions	15th	—
	Morris Kohler, B, Cleveland Rams	16th	—
1941	Vic Sears, T, Pittsburgh Steelers	4th	—
	Jim Kisselburgh, B, Cleveland Rams	6th	—
	Len Younce, G, New York Giants	6th	—
	Ken Dow, B, Washington Redskins	14th	—
1942	Bob Dethman, B, Detroit Lions	3rd	—
	George Peters, B, Washington Redskins	6th	—
	Bill Halverson, G, Philadelphia Eagles	8th	—
1943	Lloyd Wickett, T, Detroit Lions	5th	—
	Joe Day, B, Washington Redskins	14th	—
	George Bain, T, Pittsburgh Steelers	21st	—
	George Zellick, E, Green Bay Packers	22nd	—
1944	Boyd Clement, C, Washington Redskins	12th	—
	Lou 'Choc' Shelton, B, Green Bay Packers	14th	—
	Ted Ossowski, T, Washington Redskins	14th	—
	Lee Gustafson, B, Washington Redskins	24th	—
1945	None		
1946	Don Samuel, B, Los Angeles Rams	2nd	—
	Bob Stevens, B, Detroit Lions	9th	—
	Dick Lorenz, E, Los Angeles Rams	13th	—
	Bob Reiman, B, New York Giants	13th	—
	Roger Anderson, G, Detroit Lions	24th	—
1947	Paul Evenson, T, Los Angeles Rams	4th	—
	Don Samuel, HB, San Francisco 49ers (AAFC)	4th	30
	Bill Gray, C, Washington Redskins	5th	—
	Boyd Clement, T, Los Angeles Dons (AAFC)	5th	37
	Ted Ossowski, T, Boston Yanks (AAFC)	9th	91
	Martin Chaves, G, Chicago Rockets (AAFC)	11th	84
1948	None		
1949	Bill Austin, T, Los Angeles Dons (AAFC)	8th	58
	Bill Austin, T, New York Giants	13th	—
	Ed Carmichael, T, Los Angeles Rams	14th	—
	Dick Lorenz, E, Los Angeles Dons (AAFC)	14th	106
1950	Ken Carpenter, B, Cleveland Browns	1st	13
	Ed Carmichael, G, New York Bulldogs	14th	—
	Tom DeSylvia, G, Philadelphia Eagles	24th	—
	Dick Gray, B, Cleveland Browns	27th	—
1951	John Thomas, B, New York Yanks	13th	—
1952	Herm Clark, T, Chicago Bears	4th	—
	Jim Clark, G, Washington Redskins	5th	—
	John Thomas, E, Philadelphia Eagles	7th	—
	Sam Baker, FB, Los Angeles Rams	11th	—
1953	Doug Hogland, T, San Francisco 49ers	8th	—
1954	Dave Mann, HB, Chicago Cardinals	7th	—
	Bob Hartman, T, Detroit Lions	12th	—
	Joe Fulwyer, C, Pittsburgh Steelers	17th	—
1955	John Witte, T, Los Angeles Rams	9th	—
	Ron Aschbacher, E, San Francisco 49ers	10th	—
	Wes Ediger, E, Philadelphia Eagles		Free Agent
1956	None		
1957	Vern Ellison, G, Pittsburgh Steelers	12th	—
	Sam Wesley, HB, Chicago Bears	30th	—
1958	Joe Francis, QB, Green Bay Packers	5th	—

1959	Ted Bates, OT, Chicago Cardinals (NFL)	5th	—
1960	Ed Kaohelauluil, T, New York Titans (AFL)		
	Jim Stinnette, FB, New York Titans (AFL)		
1961	Aaron Thomas, E, San Francisco 49ers (NFL)	4th	—
	Art Gilmore, HB, Dallas Cowboys (NFL)	7th	—
	Neil Plumley, T, San Francisco 49ers (NFL)	8th	—
	Art Gilmore, HB, New York Titans (AFL)	11th	—
	Aaron Thomas, E, Dallas Texans (AFL)	16th	—
	Neil Plumley, T, New York Titans (AFL)	20th	—
1962	Hank Rivera, HB, Cleveland Browns (NFL)	5th	—
	Hank Rivera, HB, Oakland Raiders (AFL)	10th	—
	Mike Kline, G, Denver Broncos (AFL)	11th	—
	Roger Johnson, HB, New York Giants (NFL)	16th	—
	Don Kasso, HB, Denver Broncos (AFL)	22nd	—
1963	Terry Baker, QB, Los Angeles Rams (NFL)	1st	1
	Vern Burke, E, San Francisco 49ers (NFL)	5th	—
	Terry Baker, QB, San Diego Chargers (AFL)	12th	—
	Vern Burke, E, Oakland Raiders (AFL)	15th	—
1964	Ken Brusven, T, San Francisco 49ers (NFL)	17th	—
	Ken Brusven, T, Denver Broncos (AFL)	23rd	—
1965	Rich Koeper, T, Green Bay Packers (NFL)	6th	—
	Gary Houser, TE-K, New York Jets (AFL)	9th	—
	Doug McDougal, E, Dallas Cowboys (NFL)	16th	—
	Steve Clark, PK, Green Bay Packers (NFL)	17th	—
	Len Frketic, E, San Francisco 49ers (NFL)	17th	—
1966	Mark Gartung, T, Denver Broncos (AFL)	4th	—
	Jack O'Billovich, LB, Detroit Lions (NFL)	11th	—
	Mike Sullivan, DE, Denver Broncos (AFL)	11th	—
	Mark Gartung, T, Dallas Cowboys (NFL)	15th	—
	Mike Sullivan, DE, Los Angeles Rams (NFL)	15th	—
1967	Bob Grim, HB, Minnesota Vikings	2nd	28
	Rockne Freitas, C, Pittsburgh Steelers	3rd	73
	Scott Eaton, DB, New York Giants	8th	187
	Pete Pifer, RB, New York Giants	11th	265
	Paul Brothers, QB, Dallas Cowboys	16th	416
	Wayne Valley, Jr., T, Denver Broncos	17th	425
1968	Skip Vanderbundt, LB, San Francisco 49ers	3rd	69
	Harry Gunner, LB, Cincinnati Bengals	8th	143
	Frank Marsh, RB, Cincinnati Bengals		Expansion
1969	Bill Enyart, FB, Buffalo Bills	2nd	27
	Jon Sandstrom, DT, Atlanta Falcons	3rd	67
	John Didion, C, Washington Redskins	7th	173
	Rocky Rasley, OT, Detroit Lions	9th	216
	Mike Foote, LB, Los Angeles Rams	9th	229
	Steve Preece, CB, New Orleans Saints		Free Agent
1970	Mel Easley, CB, New Orleans Saints	6th	140
	Bill Nelson, DT, Los Angeles Rams	7th	168
	Billy Main, TB, Pittsburgh Steelers	13th	313
	Jess Lewis, DT, Houston Oilers	13th	326
1971	Craig Hanneman, DT, Pittsburgh Steelers	6th	138
1972	Clark Hoss, TE, New England Patriots	7th	165
	Jack Turnbull, C, Chicago Bears	10th	247
	Dave Schilling, FB, Baltimore Colts	10th	256
	Steve Bielenberg, LB, Philadelphia Eagles	16th	404
1973	Steve Brown, LB, Chicago Bears	7th	161
1974	None		
1975	Greg Krpalek, C, Dallas Cowboys	11th	242
	Jerry Hackenbruck, DT, Washington Redskins	11th	282
	Alvin White, QB, Los Angeles Rams	16th	385
1976	Bob Horn, LB, San Diego Chargers	4th	94
	Ron Cuie, RB, Chicago Bears	14th	384
1977	Dennis Boyd, DT, Seattle Seahawks	3rd	58
1978	Greg Marshall, DT, Philadelphia Eagles	7th	186
	Kerry Justin, CB, Seattle Seahawks		Free Agent
	Jim Walker, C, Tampa Bay Buccaneers		Free Agent
1979	Jerry Wilkinson, DT, Los Angeles Rams	4th	108
1980	None		
1981	None		
1982	Victor Simmons, WR, Detroit Lions	7th	187



1983	None		
1984	Randy Holmes, TB, Minnesota Vikings Bryce Oglesby, FB, Dallas Cowboys		Free Agent Free Agent
1985	Kenny Taylor, CB, Chicago Bears		Free Agent
1986	Reggie Bynum, WR, Buffalo Bills Tom Emmons, OT, Cleveland Browns	9th	222 Free Agent
1987	Paul Carberry, DT, Philadelphia Eagles Darrick Brilz, OG, Washington Redskins	10th	260 Free Agent
1988	Owen Hooven, OT, Dallas Cowboys Phil Alfieri, DE, New York Jets Rich Haggerty, DT, Arizona Cardinals	7th	178 Free Agent Free Agent
1989	Erik Wilhelm, QB, Cincinnati Bengals Robb Thomas, WR, Kansas City Chiefs Calvin Nicholson, CB, New Orleans Saints Mike Matthews, LB, San Diego Chargers Tom Vettrus, LB, Miami Dolphins	3rd 6th 11th	83 143 300 Free Agent Free Agent
1990	Pat Chaffey, FB, Chicago Bears Phil Ross, TE, Miami Dolphins Larry Vladic, SS, Washington Redskins	5th 9th	117 231 Free Agent
1991	Esera Tuaolo, DT, Green Bay Packers	2nd	35
1992	Pellom McDaniels, DE, Philadelphia Eagles		Free Agent
1993	Fletcher Keister, OG, Houston Oilers		Free Agent
1994	Alai Kalaniuaulu, OG, Atlanta Falcons Herschel Currie, CB, San Diego Chargers	3rd	99 Free Agent
1995	None		
1996	Reggie Tongue, FS, Kansas City Chiefs Kenyan Branscomb, SE, Oakland Raiders Tim Camp, OT, San Diego Chargers Ahmani Johnson, LB, Chicago Bears	2nd	58 Free Agent Free Agent Free Agent
1997	Akili King, RB, San Francisco 49ers Darron Kirkman, FB, Oakland Raiders Marc Williams, FS, New York Giants		Free Agent Free Agent Free Agent
1998	Joe Kuykendall, TE, Indianapolis Colts		Free Agent
1999	Bryan Jones, LB, Miami Dolphins Armon Hatcher, SS, Buffalo Bills Tim Alexander, WR, Washington Redskins Greg Ainsworth, WR, Cincinnati Bengals James Battle, WR, Oakland Raiders Jose Cortez, PK, Cleveland Browns Matt Gartung, OT, San Diego Chargers James Greule, DT, Oakland Raiders Brian Rogers, LB, Seattle Seahawks	5th 6th 7th	142 194 217 Free Agent Free Agent Free Agent Free Agent Free Agent Free Agent
2000	Jonathan Jackson, LB, Kansas City Chiefs Aaron Koch, OG-C, Tennessee Titans Imani Percoats, WR, Washington Redskins Jason White, OT, Tennessee Titans		Free Agent Free Agent Free Agent Free Agent
2001	Chad Johnson, WR, Cincinnati Bengals	2nd	36



2001	DeLawrence Grant, DE, Oakland Raiders Mitch White, OT, New Orleans Saints T.J. Houshmandzadeh, WR, Cincinnati Bengals Terrence Carroll, SS, Philadelphia Eagles LaDairis Jackson, DE, Seattle Seahawks Marty Maurer, TE, San Diego Chargers Darnell Robinson, LB, Detroit Lions	3rd 6th 7th	89 185 204 Free Agent Free Agent Free Agent Free Agent
2002	James Allen, LB, New Orleans Saints Vincent Sandoval, OT, New York Giants Ken Simonton, RB, San Francisco 49ers	3rd	82 Free Agent Free Agent
2003	Nick Barnett, LB, Green Bay Packers Dennis Weathersby, CB, Cincinnati Bengals James Lee, DT, Green Bay Packers Calvin Carlyle, SS, Indianapolis Colts Eric Manning, DT, Carolina Panthers Terrell Roberts, CB, Cincinnati Bengals	1st 4th 5th	29 98 147 Free Agent Free Agent Free Agent
2004	Steven Jackson, RB, St. Louis Rams Dwan Edwards, DT, Baltimore Ravens Tim Euhus, TE, Buffalo Bills Richard Seigler, LB, San Francisco 49ers James Newson, WR, Dallas Cowboys Lawrence Turner, S, San Francisco 49ers Kirk Ylioniemi, PK, San Francisco 49ers	1st 2nd 4th 4th	24 51 109 127 Free Agent Free Agent Free Agent
2005	Bill Swancutt, DE, Detroit Lions Derek Anderson, QB, Baltimore Ravens Doug Nienhuis, OL, Seattle Seahawks Brandon Browner, CB, Denver Broncos Mitch Meeuwssen, S, Miami Dolphins Jonathan Pollard, LB, San Diego Chargers Aric Williams, CB, Philadelphia Eagles	6th 6th 7th	184 213 254 Free Agent Free Agent Free Agent Free Agent
2006	Mike Hass, WR, New Orleans Saints Keith Ellison, LB, Buffalo Bills Sir Henry Anderson, DT, New York Giants Trent Bray, LB, Miami Dolphins Alvin Smith, DT, San Diego Chargers	6th 6th	171 178 Free Agent Free Agent Free Agent
2007	Sabby Piscitelli, S, Tampa Bay Buccaneers Adam Koets, OT, New York Giants Matt Moore, QB, Dallas Cowboys Joe Newton, TE, Seattle Seahawks	2nd 6th	64 189 Free Agent Free Agent
2008	Roy Schuening, OG, St. Louis Rams Joey LaRocque, LB, Chicago Bears Yvenson Bernard, RB, St. Louis Rams Kyle DeVan, C, Washington Redskins Gerard Lawson, CB, Cleveland Browns Gerard Lee, DT, Chicago Bears Dorian Smith, DE, Washington, Redskins	5th 7th	157 243 Free Agent Free Agent Free Agent Free Agent Free Agent
2009	Andy Levitre, OG, Buffalo Bills Keenan Lewis, CB, Pittsburgh Steelers Victor Butler, DE, Dallas Cowboys Slade Norris, DE, Oakland Raiders Brandon Hughes, CB, San Diego Chargers Al Afalava, S, Chicago Bears	2nd 3rd 4th 4th 5th 6th	51 96 110 126 148 190



	Sammie Stroughter, WR, Tampa Bay Buccaneers	7th	233
	Shane Morales, WR, Arizona Cardinals		Free Agent
	Tavita Thompson, OT, New York Jets		Free Agent
2010	Sean Canfield, QB, New Orleans Saints	7th	239
	Damola Adeniji, WR, Oakland Raiders		Free Agent
	Keaton Kristick, LB, San Francisco 49ers		Free Agent
	Gregg Peat, OL, Indianapolis Colts		Free Agent
2011	Stephen Paea, DT, Chicago Bears	2nd	53
	Gabe Miller, DE, Kansas City Chiefs	5th	140
	Jacquizz Rodgers, RB, Atlanta Falcons	5th	145
	James Dockery, CB, Cleveland Browns		Free Agent
	Alex Linnenkohl, OL, Chicago Bears		Free Agent
	Aaron Nichols, WR, Arizona Cardinals		Free Agent
	Dwight Roberson, LB, New Orleans Saints		Free Agent
	Suaesi Tuimaunei, S, Atlanta Falcons		Free Agent
2012	Brandon Hardin, S, Chicago Bears	3rd	79



	Cameron Collins, LB, Miami Dolphins		Free Agent
	Joe Halahuni, TE, Cleveland Browns		Free Agent
	Johnny Hekker, P, St. Louis Rams		Free Agent
	Lance Mitchell, S, New York Jets		Free Agent
	Mike Remmers, OL, Denver Broncos		Free Agent
	James Rodgers, WR, Atlanta Falcons		Free Agent
2013	Markus Wheaton, WR, Pittsburgh Steelers	3rd	79
	Jordan Poyer, CB, Philadelphia Eagles	7th	218
	Rusty Fernando, DE, Oakland Raiders		Free Agent
	Colin Kelly, OL, Kansas City Chiefs		Free Agent
	Castro Masaniai, DT, Washington Redskins		Free Agent
	Marcus Perry, LS, Indianapolis Colts		Free Agent
	Colby Prince, TE, St. Louis Rams		Free Agent
	Andrew Seumalo, DL, Washington Redskins		Free Agent
	Feti 'Unga, LB, Kansas City Chiefs		Free Agent
2014	Brandin Cooks, WR, New Orleans Saints	1st	20
	Scott Crichton, DE, Minnesota Vikings	3rd	72
	Josh Andrews, OL, Philadelphia Eagles		Free Agent
	Micah Hatfield, WR, San Diego Chargers		Free Agent
	Michael Philipp, OL, Cleveland Browns		Free Agent
	Rashaad Reynolds, CB, Jacksonville Jaguars		Free Agent
2015	Sean Mannion, QB, St. Louis Rams	3rd	89
	Steven Nelson, CB, Kansas City Chiefs	3rd	98
	D.J. Alexander, LB, Kansas City Chiefs	5th	172
	Obum Gwacham, DE, Seattle Seahawks	6th	209
	Ryan Murphy, S, Seattle Seahawks	7th	248
	Michael Doctor, LB, Kansas City Chiefs		Free Agent
	Connor Hamlett, TE, Jacksonville Jaguars		Free Agent
	Terron Ward, RB, Atlanta Falcons		Free Agent
	Dylan Wynn, DE, Cleveland Browns		Free Agent
	Tyreek Zimmerman, S, Kansas City Chiefs		Free Agent
2016	Isaac Seumalo, OL, Philadelphia Eagles	3rd	79
	Kyle Peko, DT, Denver Broncos		Free Agent
	Larry Scott, CB, San Diego Chargers		Free Agent
2017	Sean Harlow, OL, Atlanta Falcons	4th	136
	Treston Decoud, CB, Houston Texans	5th	169
	Victor Bolden Jr., WR, San Francisco 49ers		Free Agent
	Devin Chappell, S, Kansas City Chiefs		Free Agent
	Tim Cook, RB, Jacksonville Jaguars		Free Agent
	Ryan Navarro, LS, Oakland Raiders		Free Agent
	Ricky Ortiz, FB, Baltimore Ravens		Free Agent
	Dustin Stanton, OL, Cincinnati Bengals		Free Agent
2018	Manase Hungalu, LB, Jacksonville Jaguars		Free Agent
	Fred Lauina, OL, Cleveland Browns		Free Agent
	Ryan Nall, RB, Chicago Bears		Free Agent
	Kyle White, CB, New Orleans Saints		Free Agent



EARLY NFL DRAFT ENTRANTS FROM OSU			
Year	Player	Team	Round (Pick)
2004	Steven Jackson	St. Louis Rams	1st (24)
2005	Brandon Browner	Undrafted	
2010	Jacquizz Rodgers	Atlanta Falcons	5th (145)
2014	Brandin Cooks	New Orleans Saints	1st (20)
2014	Scott Crichton	Minnesota Vikings	3rd (72)
2016	Isaac Seumalo	Philadelphia Eagles	3rd (79)
2017	Ryan Nall	Undrafted	

BEAVERS IN THE FIRST 100 PICKS				
Year	Name, Pos., NFL Team	Rd	Overall	
1963	Terry Baker, QB, Los Angeles Rams	1st	1	
1938	Joe Gray, B, Chicago Bears	1st	10	
1950	Ken Carpenter, B, Cleveland Browns	1st	13	
2014	Brandin Cooks, WR, New Orleans Saints	1st	20	
2004	Steven Jackson, RB, St. Louis Rams	1st	24	
1969	Bill Enyart, FB, Buffalo Bills	2nd	27	
1967	Bob Grim, HB, Minnesota Vikings	2nd	28	
2003	Nick Barnett, LB, Green Bay Packers	1st	29	
1991	Esera Tuaolo, DT, Green Bay Packers	2nd	35	
2001	Chad Johnson, WR, Cincinnati Bengals	2nd	36	
2004	Dwan Edwards, DT, Baltimore Ravens	2nd	51	
2009	Andy Levitre, OG, Buffalo Bills	2nd	51	
2011	Stephen Paea, DT, Chicago Bears	2nd	53	
1977	Dennis Boyd, DT, Seattle Seahawks	3rd	58	
1996	Reggie Tongue, FS, Kansas City Chiefs	2nd	58	
2007	Sabby Piscitelli, S, Tampa Bay Buccaneers	2nd	64	
1969	Jon Sandstrom, DT, Atlanta Falcons	3rd	67	
1968	Skip Vanderbundt, LB, San Francisco 49ers	3rd	69	
2014	Scott Crichton, DE, Minnesota Vikings	3rd	72	
1967	Rockne Freitas, C, Pittsburgh Steelers	3rd	73	
2012	Brandon Hardin, S, Chicago Bears	3rd	79	
2013	Markus Wheaton, WR, Pittsburgh Steelers	3rd	79	
2016	Isaac Seumalo, OL, Philadelphia Eagles	3rd	79	
2002	James Allen, LB, New Orleans Saints	3rd	82	
1989	Erik Wilhelm, QB, Cincinnati Bengals	3rd	83	
2001	DeLawrence Grant, DE, Oakland Raiders	3rd	89	
2015	Sean Mannion, QB, St. Louis Rams	3rd	89	
1976	Bob Horn, LB, San Diego Chargers	4th	94	
2009	Keenan Lewis, CB, Pittsburgh Steelers	3rd	96	
2003	Dennis Weathersby, CB, Cincinnati Bengals	4th	98	
2015	Steven Nelson, CB, Kansas City Chiefs	3rd	98	
1994	Alai Kalaniualu, OG, Atlanta Falcons	3rd	99	



BEAVERS CHOSEN BY FRANCHISE

ARIZONA CARDINALS (2)

YEAR	NAME, POS., NFL TEAM	RD	OVERALL
1954	Dave Mann, HB, Chicago Cardinals	7th	—
1959	Ted Bates, OT, Chicago Cardinals (NFL)	5th	—

ATLANTA FALCONS (4)

1969	Jon Sandstrom, DT, Atlanta Falcons	3rd	67
1994	Alai Kalanuivalu, OG, Atlanta Falcons	3rd	99
2011	Jacquizz Rodgers, RB, Atlanta Falcons	5th	145
2017	Sean Harlow, OL, Atlanta Falcons	4th	136

BALTIMORE RAVENS (2)

2004	Dwan Edwards, DT, Baltimore Ravens	2nd	51
2005	Derek Anderson, QB, Baltimore Ravens	6th	213

BUFFALO BILLS (6)

1969	Bill Enyart, FB, Buffalo Bills	2nd	27
1986	Reggie Bynum, WR, Buffalo Bills	9th	222
1999	Armon Hatcher, SS, Buffalo Bills	6th	194
2004	Tim Euhus, TE, Buffalo Bills	4th	109
2006	Keith Ellison, LB, Buffalo Bills	6th	178
2009	Andy Levitre, OG, Buffalo Bills	2nd	51

CHICAGO BEARS (12)

1938	Joe Gray, B, Chicago Bears	1st	10
1938	Frank Ramsey, G, Chicago Bears	5th	—
1952	Herm Clark, T, Chicago Bears	4th	—
1957	Sam Wesley, HB, Chicago Bears	30th	—
1972	Jack Turnbull, C, Chicago Bears	10th	247
1973	Steve Brown, LB, Chicago Bears	7th	161
1976	Ron Cuie, RB, Chicago Bears	14th	384
1990	Pat Chaffey, FB, Chicago Bears	5th	117
2008	Joey LaRocque, LB, Chicago Bears	7th	243
2009	Al Afalava, S, Chicago Bears	6th	190
2011	Stephen Paea, DT, Chicago Bears	2nd	53
2012	Brandon Hardin, S, Chicago Bears	3rd	79

CINCINNATI BENGALS (6)

1968	Harry Gunner, LB, Cincinnati Bengals	8th	143
1968	Frank Marsh, RB, Cincinnati Bengals	Expansion	—
1989	Erik Wilhelm, QB, Cincinnati Bengals	3rd	83
2001	Chad Johnson, WR, Cincinnati Bengals	2nd	36
2001	T.J. Houshmandzadeh, WR, Cincinnati Bengals	7th	204
2003	Dennis Weathersby, CB, Cincinnati Bengals	4th	98

CLEVELAND BROWNS (3)

1950	Ken Carpenter, B, Cleveland Browns	1st	13
1950	Dick Gray, B, Cleveland Browns	27th	—
1962	Hank Rivera, HB, Cleveland Browns (NFL)	5th	—

DALLAS COWBOYS (7)

1961	Art Gilmore, HB, Dallas Cowboys (NFL)	7th	—
1965	Doug McDougal, E, Dallas Cowboys (NFL)	16th	—
1966	Mark Gartung, T, Dallas Cowboys (NFL)	15th	—
1967	Paul Brothers, QB, Dallas Cowboys	16th	416
1975	Greg Krpalek, C, Dallas Cowboys	11th	242
1988	Owen Hoover, OT, Dallas Cowboys	7th	178
2009	Victor Butler, DE, Dallas Cowboys	4th	110

DENVER BRONCOS (6)

1962	Mike Kline, G, Denver Broncos (AFL)	11th	—
1962	Don Kasso, HB, Denver Broncos (AFL)	22nd	—
1964	Ken Brusven, T, Denver Broncos (AFL)	23rd	—
1966	Mark Gartung, T, Denver Broncos (AFL)	4th	—
1966	Mike Sullivan, DE, Denver Broncos (AFL)	11th	—
1967	Wayne Valley, Jr., T, Denver Broncos	17th	425

DETROIT LIONS (12)

1939	Joe Wendlick, E, Detroit Lions	4th	—
1939	Prescott Hutchins, G, Detroit Lions	11th	—
1940	John Hackenbruck, T, Detroit Lions	15th	—
1942	Bob Dethman, B, Detroit Lions	3rd	—
1943	Lloyd Wickett, T, Detroit Lions	5th	—
1946	Bob Stevens, B, Detroit Lions	9th	—
1946	Roger Anderson, G, Detroit Lions	24th	—
1954	Bob Hartman, T, Detroit Lions	12th	—
1966	Jack O'Billovich, LB, Detroit Lions (NFL)	11th	—
1969	Rocky Rasley, OT, Detroit Lions	9th	216

1982	Victor Simmons, WR, Detroit Lions	7th	187
2005	Bill Swancutt, DE, Detroit Lions	6th	184

GREEN BAY PACKERS (8)

1943	George Zellick, E, Green Bay Packers	22nd	—
1944	Lou 'Choc' Shelton, B, Green Bay Packers	14th	—
1958	Joe Francis, QB, Green Bay Packers	5th	—
1965	Rich Koeper, T, Green Bay Packers (NFL)	6th	—
1965	Steve Clark, PK, Green Bay Packers (NFL)	17th	—
1991	Esera Tuaolo, DT, Green Bay Packers	2nd	35
2003	Nick Barnett, LB, Green Bay Packers	1st	29
2003	James Lee, DT, Green Bay Packers	5th	147

HOUSTON TEXANS (1)

2017	Treston Decoud, CB, Houston Texans	5th	169
------	------------------------------------	-----	-----

INDIANAPOLIS COLTS (1)

1972	Dave Schilling, FB, Baltimore Colts	10th	256
------	-------------------------------------	------	-----

KANSAS CITY CHIEFS (6)

1961	Aaron Thomas, E, Dallas Texans (AFL)	16th	—
1989	Robb Thomas, WR, Kansas City Chiefs	6th	143
1996	Reggie Tongue, FS, Kansas City Chiefs	2nd	58
2011	Gabe Miller, DE, Kansas City Chiefs	5th	140
2015	Steven Nelson, CB, Kansas City Chiefs	3rd	98
2015	D.J. Alexander, LB, Kansas City Chiefs	5th	172

LOS ANGELES/ST. LOUIS RAMS (17)

1940	Morris Kohler, B, Cleveland Rams	16th	—
1941	Jim Kisselburgh, B, Cleveland Rams	6th	—
1946	Don Samuel, B, Los Angeles Rams	2nd	—
1946	Dick Lorenz, E, Los Angeles Rams	13th	—
1947	Paul Evenson, T, Los Angeles Rams	4th	—
1949	Ed Carmichael, T, Los Angeles Rams	14th	—
1952	Sam Baker, FB, Los Angeles Rams	11th	—
1955	John Witte, T, Los Angeles Rams	9th	—
1963	Terry Baker, QB, Los Angeles Rams (NFL)	1st	1
1966	Mike Sullivan, DE, Los Angeles Rams (NFL)	15th	—
1969	Mike Foote, LB, Los Angeles Rams	9th	229
1970	Bill Nelson, DT, Los Angeles Rams	7th	168
1975	Alvin White, QB, Los Angeles Rams	16th	385
1979	Jerry Wilkinson, DT, Los Angeles Rams	4th	108
2004	Steven Jackson, RB, St. Louis Rams	1st	24
2008	Roy Schuening, OG, St. Louis Rams	5th	157
2015	Sean Mannion, QB, St. Louis Rams	3rd	89

MIAMI DOLPHINS (2)

1990	Phil Ross, TE, Miami Dolphins	9th	231
1999	Bryan Jones, LB, Miami Dolphins	5th	142

MINNESOTA VIKINGS (2)

1967	Bob Grim, HB, Minnesota Vikings	2nd	28
2014	Scott Crichton, DE, Minnesota Vikings	3rd	72

NEW ENGLAND PATRIOTS (1)

1972	Clark Hoss, TE, New England Patriots	7th	165
------	--------------------------------------	-----	-----

NEW ORLEANS SAINTS (7)

1970	Mel Easley, CB, New Orleans Saints	6th	140
1989	Calvin Nicholson, CB, New Orleans Saints	11th	300
2001	Mitch White, OT, New Orleans Saints	6th	185
2002	James Allen, LB, New Orleans Saints	3rd	82
2006	Mike Hass, WR, New Orleans Saints	6th	171
2010	Sean Canfield, QB, New Orleans Saints	7th	239
2014	Brandin Cooks, WR, New Orleans Saints	1st	20

NEW YORK GIANTS (7)

1941	Len Younce, G, New York Giants	6th	—
1946	Bob Reiman, B, New York Giants	13th	—
1949	Bill Austin, T, New York Giants	13th	—
1962	Roger Johnson, HB, New York Giants (NFL)	16th	—
1967	Scott Eaton, DB, New York Giants	8th	187
1967	Pete Pifer, RB, New York Giants	11th	265
2007	Adam Koets, OT, New York Giants	6th	189

NEW YORK JETS (5)

1960	Ed Kaohelaulili, T, New York Titans (AFL)	—	—
1960	Jim Stinnette, FB, New York Titans (AFL)	—	—
1961	Art Gilmore, HB, New York Titans (AFL)	11th	—
1961	Neil Plumley, T, New York Titans (AFL)	20th	—
1965	Gary Houser, TE-K, New York Jets (AFL)	9th	—



OAKLAND RAIDERS (4)

1962	Hank Rivera, HB, Oakland Raiders (AFL)	10th	—
1963	Vern Burke, E, Oakland Raiders (AFL)	15th	—
2001	DeLawrence Grant, DE, Oakland Raiders	3rd	89
2009	Slade Norris, DE, Oakland Raiders	4th	126

PHILADELPHIA EAGLES (9)

1938	Elmer Kolberg, B, Philadelphia Eagles	7th	—
1940	Eberle Schultz, G, Philadelphia Eagles	4th	—
1942	Bill Halverson, G, Philadelphia Eagles	8th	—
1950	Tom DeSylvia, G, Philadelphia Eagles	24th	—
1952	John Thomas, E, Philadelphia Eagles	7th	—
1972	Steve Bielenberg, LB, Philadelphia Eagles	16th	404
1978	Greg Marshall, DT, Philadelphia Eagles	7th	186
1987	Paul Carberry, DT, Philadelphia Eagles	10th	260
2013	Jordan Poyer, CB, Philadelphia Eagles	7th	218
2016	Isaac Seumalo, OL, Philadelphia Eagles	3rd	79

PITTSBURGH STEELERS (8)

1941	Vic Sears, T, Pittsburgh Steelers	4th	—
1943	George Bain, T, Pittsburgh Steelers	21st	—
1954	Joe Fulwyer, C, Pittsburgh Steelers	17th	—
1957	Vern Ellison, G, Pittsburgh Steelers	12th	—
1967	Rockne Freitas, C, Pittsburgh Steelers	3rd	73
1970	Billy Main, TB, Pittsburgh Steelers	13th	313
1971	Craig Hanneman, DT, Pittsburgh Steelers	6th	138
2009	Keenan Lewis, CB, Pittsburgh Steelers	3rd	96
2013	Markus Wheaton, WR, Pittsburgh Steelers	3rd	79

SAN DIEGO CHARGERS (3)

1963	Terry Baker, QB, San Diego Chargers (AFL)	12th	—
1976	Bob Horn, LB, San Diego Chargers	4th	94
2009	Brandon Hughes, CB, San Diego Chargers	5th	148

SAN FRANCISCO 49ERS (10)

1947	Don Samuel, HB, San Francisco 49ers (AAFC)	4th	30
1953	Doug Hogland, T, San Francisco 49ers	8th	—
1955	Ron Aschbacher, E, San Francisco 49ers	10th	—
1961	Aaron Thomas, E, San Francisco 49ers (NFL)	4th	—
1961	Neil Plumley, T, San Francisco 49ers (NFL)	8th	—
1963	Vern Burke, E, San Francisco 49ers (NFL)	5th	—
1964	Ken Brusven, T, San Francisco 49ers (NFL)	17th	—
1965	Len Frketch, E, San Francisco 49ers (NFL)	17th	—
1968	Skip Vanderbunt, LB, San Francisco 49ers	3rd	69
2004	Richard Seigler, LB, San Francisco 49ers	4th	127

SEATTLE SEAHAWKS (4)

1977	Dennis Boyd, DT, Seattle Seahawks	3rd	58
2005	Doug Nienhuis, OL, Seattle Seahawks	7th	254
2015	Obum Gwacham, DE, Seattle Seahawks	6th	209
2015	Ryan Murphy, S, Seattle Seahawks	7th	248

TAMPA BAY BUCCANEERS (2)

2007	Sabby Piscitelli, S, Tampa Bay Buccaneers	2nd	64
2009	Sammie Stroughter, WR, Tampa Bay Buccaneers	7th	233

TENNESSEE TITANS/HOUSTON OILERS (1)

1970	Jess Lewis, DT, Houston Oilers	13th	326
------	--------------------------------	------	-----

WASHINGTON REDSKINS (11)

1941	Ken Dow, B, Washington Redskins	14th	—
1942	George Peters, B, Washington Redskins	6th	—
1943	Joe Day, B, Washington Redskins	14th	—
1944	Boyd Clement, C, Washington Redskins	12th	—
1944	Ted Ossowski, T, Washington Redskins	14th	—
1944	Lee Gustafson, B, Washington Redskins	24th	—
1946	Bill Gray, C, Washington Redskins	5th	—
1952	Jim Clark, G, Washington Redskins	5th	—
1969	John Didion, C, Washington Redskins	7th	173
1975	Jerry Hackenbruck, DT, Washington Redskins	11th	282
1999	Tim Alexander, WR, Washington Redskins	7th	217



BEAVERS IN THE SUPER BOWL

50	Derek Anderson	QB	Carolina Panthers
XIII	Fred Anderson	DL	Pittsburgh Steelers
LII	Josh Andrews	OL	Philadelphia Eagles
XXII	Darrick Briz	OL	Washington Redskins
XLVIII & XLIX	Brandin Browner	DB	SEA Seahawks & NE Patriots
LII & LIII	Brandin Cooks	WR	NE Patriots & LA Rams
XLIV	Kyle DeVan	OL	Indianapolis Colts
V	Ron East	DL	Dallas Cowboys
50	Dwan Edwards	DL	Carolina Panthers
IV & XI	Bob Grim	WR	Minnesota Vikings
LIII	Johnny Hekker	P	Los Angeles Rams
XXIII	Ron Heller	TE	San Francisco 49ers
XLII	Adam Koets	OL	New York Giants
LI	Andy Levitre	OL	Atlanta Falcons
XLV	Keenan Lewis	DB	Pittsburgh Steelers
IV	Paul Lowe	HB	Kansas City Chiefs
LIII	Sean Mannion	QB	Los Angeles Rams
50	Ryan Murphy	DB	Denver Broncos
XII	Rob Nairne	LB	Denver Broncos
50	Mike Remmers	OL	Carolina Panthers
LII	Isaac Seumalo	OL	Philadelphia Eagles
XXVI	Brian Taylor	DB/RB	Buffalo Bills
XX	Kenny Taylor	PR	Chicago Bears
XXXIII	Esera Tuaolo	DL	Atlanta Falcons
XIV	Jerry Wilkinson	DL	Los Angeles Rams
LI	Terron Ward	RB	Atlanta Falcons

OSU PRO BOWLERS

1960*	Paul Lowe	Los Angeles Chargers	
1963*	Paul Lowe	San Diego Chargers	
1965*	Paul Lowe	San Diego Chargers	MVP
1971	Bob Grim	Minnesota Vikings	
1972	Rockne Freitas	Detroit Lions	
2003	Chad Johnson	Cincinnati Bengals	
2004	Chad Johnson	Cincinnati Bengals	
2006	Steven Jackson	St. Louis Rams	
	Chad Johnson	Cincinnati Bengals	
2007	Derek Anderson	Cleveland Browns	Alternate
	T.J. Houshmandzadeh	Cincinnati Bengals	
	Chad Johnson	Cincinnati Bengals	Alternate
2009	Steven Jackson	St. Louis Rams	
	Chad (Johnson) Ochocinco	Cincinnati Bengals	Alternate
2010	Steven Jackson	St. Louis Rams	
2011	Brandon Browner	Seattle Seahawks	
2013	Johnny Hekker	St. Louis Rams	
2015	Johnny Hekker	St. Louis Rams	
2016	D.J. Alexander	Kansas City Chiefs	
	Johnny Hekker	Los Angeles Rams	
2017	Johnny Hekker	Los Angeles Rams	

* Paul Lowe was named to three AFL Pro Bowls.



This list is updated through the 2018 NFL season and does not reflect where players are signed for 2019.

A

Adeniji, Damola (WR) — Oakland Raiders 2010.
 Afalava, Al (S) — Chicago Bears 2009; Indianapolis Colts 2010; Tennessee Titans 2012.
 Alexander, D.J. (LB) — Kansas City Chiefs 2015-16; Seattle Seahawks 2017; Philadelphia Eagles 2018.
 Alexander, Tim (WR) — San Diego Chargers 1999; Rhein Fire (NFL Europe) 2000.
 Allen, James (LB) — New Orleans Saints 2002-06.
 Anderson, Derek (QB) — Baltimore Ravens 2005; Cleveland Browns 2005-09; Arizona Cardinals 2010; Carolina Panthers 2011-17; Buffalo Bills 2018.
 Anderson, Fred (DT) — Pittsburgh Steelers 1978; Seattle Seahawks, 1980-82.
 Anderson, Sir Henry (DT) — New York Giants 2006 (preseason); Hamburg Sea Devils (NFL Europe) 2007.
 Andrews, Josh (OL) — Philadelphia Eagles 2014-17; Indianapolis Colts 2018.

B

Baker, Sam (K-FB) — Washington Redskins 1953, '56-59; Cleveland Browns 1960-61; Dallas Cowboys 1962-63; Philadelphia Eagles 1964-69.
 Baker, Terry (QB) — Los Angeles Rams 1963-65; Edmonton Eskimos 1967.
 Barnett, Nick (LB) — Green Bay Packers 2003-10; Buffalo Bills 2011-12; Washington Redskins 2013.
 Bates, Ted (LB) — Chicago Cardinals 1959; St. Louis Cardinals 1960-62.
 Battle, James (WR) — San Jose SaberCats (Arena Football League) 2002.
 Beamer, Nub (FB) — Vancouver, B.C. Lions 1960-63.
 Beck, Brian (CB) — New Orleans Night (Arena Football League) 1992.
 Bergerson, Gil (G-T) — Chicago Bears 1932-33; Chicago Cardinals 1933; Brooklyn Dodgers 1935-36.
 Bernard, Yvenson (RB) — St. Louis Rams 2008; Seattle Seahawks 2008; Winnipeg Blue Bombers 2009-10; Montreal Alouettes 2011; Saskatchewan Roughriders 2011.
 Biancone, John (TB-DB) — Brooklyn Dodgers 1936.
 Bolden Jr., Victor (WR) — San Francisco 49ers 2017; Buffalo Bills 2018.
 Bonner, Mark (C) — San Francisco 49ers 1983.
 Boyd, Dennis (DE) — Seattle Seahawks 1977-79, '81-82.
 Boyd, Jerome (LB) — Seattle Seahawks 1983.
 Braithwaite, Jamil (DE) — Calgary Stampeders 1999.
 Brame, Derrick (FB) — Topeka Knights (Indoor Football League) 2000.
 Brannon, Corey (DT) — Arizona Rattlers (Arena Football League) 1993-95; Texas Terror (Arena Football League) 1996; Orlando Predators (Arena Football League) 1996-97; New York Dragons (Arena Football League) 2004; Central Valley Coyotes (Arena Football League) 2007.
 Branscomb, Kenyan (WR) — Oakland Raiders 1996; Frankfurt Galaxy (NFL Europe) 1997-98; San Jose SaberCats (Arena Football League) 1999.
 Bray, Trent (LB) — Hamburg Sea Devils (NFL Europe) 2007.
 Breckterfield, Inoke (DE) — Toronto Argonauts 1999-00; Winnipeg Blue Bombers 2001-03.
 Briz, Darrick (OG) — Washington Redskins 1987; San Diego Chargers 1988; Seattle Seahawks 1989-93; Cincinnati Bengals 1994-98.
 Brothers, Paul (QB) — Vancouver BC Lions 1968-71; Ottawa Roughriders 1971-72.
 Brown, Steve (LB) — Calgary Stampeders 1973; Portland Storm (World Football League) 1974.
 Browner, Brandon (CB) — Denver Broncos 2005; Calgary Stampeders 2006-10; Seattle Seahawks 2011-13; New England Patriots 2014; New Orleans Saints 2015.
 Bryant, Terrance (QB) — Black Hills Machine (Indoor Football League) 2000; Sioux Falls Storm (United Football League) 2007.
 Burke, Vern (WR) — New York Jets 1963; San Francisco 49ers 1965; Atlanta Falcons 1966; New Orleans Saints 1967.
 Butler, Victor (LB) — Dallas Cowboys 2009-12; New Orleans Saints 2013; Arizona Cardinals 2014; Indianapolis Colts 2014.
 Bynum, Reggie (WR) — Buffalo Bills 1987-88; Hamilton Tiger Cats 1989; Montreal Machine 1992.

C

Caldwell, John (OG) — Dallas Texans 1961.
 Canfield, Sean (QB) — New Orleans Saints 2010-11.
 Carberry Paul (DE) — Philadelphia Eagles 1987.

Carlson, Jules (OG) — Chicago Cardinals 1929; Chicago Bears 1929-37.
 Carlyle, Calvin (CB) — Green Bay Packers 2003 (practice squad); San Francisco 49ers 2003-04; Rhein Fire (NFL Europe) 2007.
 Carpenter, Ken (HB-OE) — Cleveland Browns 1950-53; Saskatchewan Roughriders 1954-59; Denver Broncos 1960.
 Carr, George (LB) — Calgary Stampeders 1966.
 Carroll, Terrence (SS) — Philadelphia Eagles 2001; Calgary Stampeders 2003.
 Chaffey, Pat (FB) — New England Patriots 1990; Phoenix Cardinals 1990; Atlanta Falcons 1991; New York Jets 1992-93.
 Clark, Herman (OG-LB) — Chicago Bears 1952, '54-57.
 Clark, Jim (OG-OT-DT) — Washington Redskins 1952-53.
 Clark, Tim (CB) — Sacramento Mountain Lions (UFL) 2010.
 Collins, Cameron (LB) — Houston Texans 2012.
 Cook, Tim (CB) — Arizona HotShots (AAF) 2019.
 Cooks, Brandin (WR) — New Orleans Saints 2014-16; New England Patriots 2017; Los Angeles Rams 2018.
 Cornell, Bryant (LB) — British Columbia Lions 2010.
 Cortez, Jose (PK) — Amsterdam Admirals (NFL Europe) 2000; Los Angeles Extreme (XFL) 2001; San Francisco 49ers 2001-02; Washington Redskins 2002; Minnesota Vikings 2003-04; Indianapolis Colts 2005.
 Coury, Steve (WR) — Ottawa Roughriders 1980.
 Crichton, Scott (DE) — Minnesota Vikings 2014-16.
 Currie, Herschel (CB) — San Diego Chargers 1994; Arizona Cardinals 1994; Sacramento Gold Rush (CFL) 1994; Shreveport Pirates (CFL) 1995; San Jose SaberCats (Arena Football League) 1997-99.

D

Dandridge, Jason (TB) — Winnipeg Blue Bombers 2000.
 Darlin, Alan (LB) — Monchengladbach Mavericks 2009 (German Football League)
 Decoud, Treston (CB) — Houston Texans 2017-18; Dallas Cowboys 2018.
 DeVan, Kyle (OL) — New York Jets 2008; Indianapolis Colts 2009-10; Philadelphia Eagles 2011; Tennessee Titans 2012.
 Didion, John (C-LB) — Washington Redskins 1969-70; New Orleans Saints 1971-73; Chicago Bears 1974-75; Seattle Seahawks 1976.
 Dockery, James (CB) — Cleveland Browns 2011; Carolina Panthers 2012-14.
 Doggett, Derrick (LB) — Edmonton Eskimos 2008; Winnipeg Blue Bombers 2009-10; Pittsburgh Steelers 2011; Carolina Panthers 2011.
 Dow, Ken (FB-DB) — Washington Redskins 1941.
 Durdan, Don (HB-DB) — San Francisco 49ers 1946-47.

E

Easley, Mel (DB) — Saskatchewan Roughriders 1973; Winnipeg Blue Bombers 1974.
 Eaton, Scott (DB-FL) — New York Giants 1967-71.
 Ediger, Wes (T) — Calgary Stampeders 1957.
 Edwards, Dwan (DT) — Baltimore Ravens 2004-09; Buffalo Bills 2010-11; Carolina Panthers 2012-15.
 Ellison, Keith (LB) — Buffalo Bills 2006-10.
 Enyart, Bill (FB-LB) — Buffalo Bills 1969-70; Oakland Raiders 1971.
 Euhus, Tim (TE) — Buffalo Bills 2004-05; Pittsburgh Steelers 2006; Arizona Cardinals 2007.
 Evansen, Paul (G) — San Francisco 49ers 1948.

F

Feinga, Johnny (C) — Las Vegas Sting (Arena Football League) 1995; Anaheim Piranhas (Arena Football League) 1996-97; Florida Bobcats (Arena Football League) 1998; New England Sea Wolves (Arena Football League) 1999.
 Field, Harry (T) — Chicago Cardinals 1934-36.
 Foote, Mike (LB) — Los Angeles Rams 1969; Las Vegas Cowboys (Continental League) 1969; Orlando Panthers (Continental League) 1970; Washington Redskins 1971-72.
 Francis, Joe (QB) — Green Bay Packers 1958-59; Montreal Alouettes 1961-62.
 Franklin, Red (TB-DB) — Brooklyn Dodgers 1935-37.
 Freitas, Rockne (OG) — Detroit Lions 1968-77 (three-time All-Pro); Tampa Bay Buccaneers 1978.

G

Gates, Tom (HB) — Toronto Argonauts 1963; Montreal Alouettes 1963.
 Gonzales, John (OG) — Saskatchewan Roughriders 1986-88.
 Good, Bob (HB) — Saskatchewan Roughriders 1962-65; Toronto Argonauts 1966.
 Gotta, Jack (E) — Calgary Stampeders 1956-59; Saskatchewan Roughriders 1960-64; Montreal Alouettes 1964.
 Grant, DeLawrence (DE) — Oakland Raiders 2001-06.

Gray, Bill (G) — Washington Redskins 1947-48.
 Grim, Bob (WR) — Minnesota Vikings 1967-71; New York Giants 1972, '74-75; Chicago Bears 1975; Minnesota Vikings 1976-77.
 Grossart, Kyle (OB) — Oakland Raiders 1980; New York Jets 1981.
 Gunner, Harry (DE) — Cincinnati Bengals 1968-69; Chicago Bears 1970.
 Gwacham, Obum (DE) — New Orleans Saints 2015-16; Arizona HotShots (AAF) 2019.

H

Hackenbruck, Johnny (T) — Detroit Lions 1940.
 Halverson, Bill (T) — Philadelphia Eagles 1942.
 Hamlett, Connor (TE) — Jacksonville Jaguars 2015; New Orleans Saints 2015; Cleveland Browns 2016; Arizona HotShots (AAF) 2019.
 Hanneman, Craig (DT-DE) — Pittsburgh Steelers 1972-73; New England Patriots 1974-76.
 Hardin, Brandon (S) — Chicago Bears 2012.
 Harlow, Sean (DL) — Atlanta Falcons 2017.
 Hart, Jeff (OT) — Winnipeg Blue Bombers 1977-78; Baltimore Colts 1979-83; Los Angeles Express (USFL) 1984-85.
 Hass, Mike (WR) — Chicago Bears 2006-08; Seattle Seahawks 2009; Omaha Nighthawks (UFL) 2010-11.
 Hatcher, Armon (SS) — Barcelona Dragons (NFL Europe) 2000; Amsterdam Admirals (NFL Europe) 2001; San Diego Chargers 2001; Frankfurt Galaxy (NFL Europe) 2002.
 Hekker, Johnny (P) — St. Louis Rams 2012-15; Los Angeles Rams 2016-18.
 Heller, Ron (TE) — San Francisco 49ers 1986-88; Atlanta Falcons 1989; Seattle Seahawks 1990-1992.
 Herod, Rickey (DB) — Central Valley Coyotes (Arena Football League 2) 2009.
 Heyward-Johnson, Keith (CB) — British Columbia Lions 2001; Scottish Claymores (NFL Europe) 2002; Berlin (NFL Europe) 2004.
 Hogland, Doug (OG-OT) — San Francisco 49ers 1953-55; Chicago Cardinals 1956-58; Detroit Lions 1958.
 Holland, Andrae (CB) — Winnipeg Blue Bombers 2000.
 Holmes, Tom (DT) — Portland Forest Dragons (Arena Football League) 1997-99; Oklahoma Wranglers (Arena Football League) 2000.
 Hooven, Owen (OT) — Dallas Cowboys 1988; Birmingham Fire 1991.
 Horn, Bob (LB) — San Francisco 49ers 1976; San Diego Chargers 1976-81; San Francisco 49ers 1982-83; New Jersey Generals 1984 (USFL).
 Hoss, Clark (TE) — Philadelphia Eagles 1972; Portland Storm (WFL) 1974.
 Houshmandzadeh, T.J. (WR) — Cincinnati Bengals 2001-08; Seattle Seahawks 2009; Baltimore Ravens 2010; Oakland Raiders 2011.
 Huff, Brent (CB) — Toronto Argonauts 1994-95.
 Hughes, Brandon (CB) — San Diego Chargers 2009; New York Giants 2010; Philadelphia Eagles 2010-13.

J

Jackson, Jonathan (MLB) — Las Vegas Outlaws (XFL) 2001; Berlin Thunder (NFL Europe) 2002.
 Jackson, LaDairis (DE) — Rhein Fire (NFL Europe) 2002; Washington Redskins 2002-03; Cincinnati Bengals 2003-04.
 Jackson, Ruben (WR) — Stockton Lightning (Arena Football League 2) 2008-09.
 Jackson, Steven (RB) — St. Louis Rams 2004-12; Atlanta Falcons 2013-14; New England Patriots 2015.
 Johnson, Ahmani (LB) — Scotland (World League) 1997.
 Johnson (Ochocinco), Chad (WR) — Cincinnati Bengals 2001-10; New England Patriots 2011.
 Johnson, Roger (E) — Saskatchewan Roughriders 1962.
 Justin, Kerry (DB) — Seattle Seahawks 1978-82; New Jersey Generals 1984-85 (USFL); Seattle Seahawks 1986-88.

K

Kalaniualu, Alai (OG) — Atlanta Falcons 1994; Washington Redskins 1994; Green Bay Packers 1994.
 Keister, Fletcher (OL) — Houston Oilers, 1993.
 Kelly, Colin (OL) — Kansas City Chiefs 2013; Ottawa Redblacks 2014-15; San Francisco 49ers 2016.
 Koch, Aaron (C) — Jacksonville Jaguars 2000-02.
 Koeper, Rich (OT) — Green Bay Packers 1965; Atlanta Falcons 1966; British Columbia Lions 1967.
 Koets, Adam (OT) — New York Giants 2007-11.
 Kolberg, Elmer (DB-HB-DE) — Philadelphia Eagles 1939-40; Pittsburgh Steelers 1941.
 Kolberg, Jeff (E) — Winnipeg Blue Bombers 1974.
 Kristick, Keaton (LB) — San Francisco 49ers 2010-11.
 Krpalek, Greg (OL) — Dallas Cowboys 1975, Green Bay Packers



1975.
Kuykendall, Joe (TE) — Indianapolis Colts 1999.

L

LaRocque, Joey (LB) — Chicago Bears 2008; Omaha Nighthawks (UFL) 2010; New York Jets 2011.
Lauina, Fred (DL) — San Antonio Commanders (AAF) 2019.
Lawson, Gerard (CB) — Cleveland Browns 2008-09; Hartford Colonials (UFL) 2010; Philadelphia Eagles 2010; British Columbia Lions 2012-13.
Laybourn, Greg (S) — Montreal Alouettes 2011.
Lee, James (DT) — Green Bay Packers 2003-05; Amsterdam Admirals (NFL Europe) 2006.
Lemma, Joe (LB-FB) — Boise Burn (Arena Football League 2) 2009.
Levasa, Roger (C) — Oakland Invaders 1983-84; Portland Breakers (USFL) 1985.
Levitte, Andy (DL) — Buffalo Bills 2009-12; Tennessee Titans 2013-14; Atlanta Falcons 2015-18.
Lewis, Jess (LB) — Houston Oilers 1970.
Lewis, Keenan (CB) — Pittsburgh Steelers 2009-12; New Orleans Saints 2013-15.
Lewis, Osia (LB-FB) — Chicago Bruisers (Arena Football League) 1987-89.
Lopez, Michael (S) — St. Louis Cardinals 1986.
Lose, David (DL/DL) — Stockton Lightning (Arena Football League 2) 2007-09.
Lowe, Paul (HB) — Los Angeles Chargers 1960; San Diego Chargers 1961-67; Kansas City Chiefs, 1968-69.

M

Mann, Dave (HB-K) — Chicago Cardinals 1955-57.
Manning, Eric (DL) — Carolina Panthers 2003 (preseason); San Francisco 49ers 2004 (preseason).
Mannion, Sean (QB) — St. Louis Rams 2015; Los Angeles Rams 2016-18.
Maple, Howard (RB) — Chicago Cardinals 1930.
Marsh, Amos (HB-FB) — Dallas Cowboys 1961-64; Detroit Lions 1965-67.
Marsh, Frank (E) — San Diego Chargers 1963.
Marshall, Chuck (DB) — Denver Broncos 1962.
Marshall, Greg (DT) — Baltimore Colts 1978-79; Ottawa Roughriders 1980-88.
McDaniels, Pellom (DT) — Philadelphia Eagles 1991; Birmingham Fire 1991-92; Kansas City Chiefs 1993-98; Atlanta Falcons 1999-00.
McKalip, Bill (OE-DE-DB) — Portsmouth Spartans 1931-32; Detroit Lions 1934-36.
Meeuwssen, Mitch (S) — Rhein Fire (NFL Europe) 2006.
Miller, Gabe (DE/TE) — Kansas City Chiefs 2011; Chicago Bears 2012; Washington Redskins 2014.
Mingo, Gino (DE) — British Columbia Lions 1988.
Misko, John (P) — Los Angeles Rams 1982-84, '85.
Moe, Hal (WB-DB) — Chicago Cardinals 1933.
Montagne, Dave (WR) — Kansas City Chiefs 1987.
Moore, Matt (QB) — Carolina Panthers 2007-10; Miami Dolphins 2011-17.
Murphy, Ryan (S) — Denver Broncos 2015; New York Giants 2016-17.

N

Nairne, Rob (LB) — Denver Broncos 1977-81; New Orleans Saints 1982-84.
Nall, Ryan (RB) — Chicago Bears 2018.
Navarro, Ryan (LS) — Memphis Express (AAF) 2019.
Nelson, Bill (DT) — Los Angeles Rams 1970-75.
Nelson, Steven (CB) — Kansas City Chiefs 2015-18.
Newson, James (WR) — Dallas Cowboys 2004; Cologne Centurions (NFL Europe) 2005; Stockton (Arena Football League 2) 2006-07.
Newton, Joe (TE) — Seattle Seahawks, 2007-09.
Nicholson, Calvin (CB) — New Orleans Saints 1989, '91; San Antonio Riders 1991; Ohio Glory 1992; British Columbia Lions 1994-95.
Nienhuis, Doug (OT) — New York Jets 2005; Houston Texans 2006; Frankfurt Galaxy (NFL Europe) 2007.
Norris, Slade (DE) — Oakland Raiders 2009-10; Seattle Seahawks 2010; Jacksonville Jaguars 2010-11.

O

O'Billovich, Jack (LB) — Hamilton Tiger Cats 1967.
O'Billovich, Tony (DLB) — Toronto Argonauts 1994-95.
O'Reilly, Sefa (DE) — Winnipeg Blue Bombers 2001.
Ortiz, Ricky (FB) — Baltimore Ravens 2017; Atlanta Falcons 2018.
Ossowski, Ted (T) — Boston Yankees 1947.

P

Paea, Stephen (DT) — Chicago Bears 2011-14; Washington Redskins 2015; Cleveland Browns 2016; Dallas Cowboys 2017.
Pangle, Hal (FB-DB-LB) — Chicago Cardinals 1935-38.
Paulescu, Sam (P) — Winnipeg Blue Bombers 2006; Denver Broncos 2007; Dallas Cowboys 2008; Washington Redskins 2009; Tampa Bay Buccaneers 2009; Washington Redskins 2010.
Paulson, Dainard (DB) — New York Jets 1961-66.
Peat, Gregg (OL) — Indianapolis Colts 2010.
Peko, Kyle (DT) — Denver Broncos 2016-18.
Piscitelli, Sabby (S) — Tampa Bay Buccaneers 2007-10; Cleveland Browns 2010; Kansas City Chiefs 2011.
Pitchford, Reggie (RB) — Shreveport Pirates 1995.
Plumley, Neil (OT) — Saskatchewan Roughriders 1962.
Pollard, Jonathan (LB) — San Diego Chargers 2005; Cologne Centurions (NFL Europe) 2006.
Poulivaati, Sailusi (DT) — Las Vegas Sting (Arena Football League) 1995; Anaheim Piranhas (Arena Football League) 1996-97; San Jose SaberCats (Arena Football League) 1998-01; Tampa Bay Storm (Arena Football League) 2002-03.
Poyer, Jordan (S) — Philadelphia Eagles 2013; Cleveland Browns 2013-16; Buffalo Bills 2017-18.
Preece, Steve (DB-DB) — New Orleans Saints 1969; Philadelphia Eagles 1970-71; Denver Broncos 1972; Los Angeles Rams 1973-76; Seattle Seahawks 1977-78.
Puddy, Hal (T) — San Francisco 49ers 1948.

R

Ramsey, Frank (T) — Chicago Bears 1945.
Rasley, Rocky (OG) — Detroit Lions 1969-73; New Orleans Saints 1974-75; Seattle Seahawks 1976-77.
Remmers, Mike (OT) — Tampa Bay Buccaneers 2012-13; San Diego Chargers 2013; Minnesota Vikings 2013-14; Carolina Panthers 2014-16; Minnesota Vikings 2017-18.
Reynolds, Rashaad (CB) — Jacksonville Jaguars 2014-15.
Rivera, Hank (DB) — Oakland Raiders 1962; Buffalo Bills 1963.
Roberts, Terrell (CB) — Cincinnati Bengals 2003-04.
Robinson, Darnell (LB) — Scottish Claymores (NFL Europe) 2003.
Rodgers, Jacquizz (RB) — Atlanta Falcons 2011-14; Chicago Bears 2015; Tampa Bay Buccaneers 2016-18.
Rodgers, James (WR) — Atlanta Falcons 2012-13; Montreal Alouettes 2014-15.
Rogers, Brian (LB) — Frankfurt Galaxy (NFL Europe) 2000; Chicago Enforcers (XFL) 2001.
Ross, Phil (TE) — Birmingham Fire 1991-92.

S

Samuel, Don (DB-HB) — Pittsburgh Steelers 1948-50.
Sanchez, Kanan (DL/DL) — Albany Conquest (Arena Football League 2), 2007.
Sandoval, Vincent (OT) — New York Giants 2002.
Sandstrom, Jon (DT) — Atlanta Falcons 1969; Winnipeg Blue Bombers 1970.
Schuening, Roy (OL) — St. Louis Rams 2008-09; Oakland Raiders 2009; Detroit Lions 2010; Oakland Raiders 2011.
Schultz, Eberle (T-G) — Philadelphia Eagles 1940; Pittsburgh Steelers 1941-44; Cleveland Rams 1945.
Schwammel, Ade (T) — Green Bay Packers 1934-37, '43-44.
Scott, Lew (DB) — Denver Broncos 1966-67.
Seale, Paul (LB) — Vancouver BC Lions 1963-65.
Sears, Vic (DT-OT) — Philadelphia Eagles 1941-53.
Seigler, Richard (LB) — San Francisco 49ers 2004; Pittsburgh Steelers 2005-06; Toronto Argonauts 2008-09.
Serna, Alexis (PK) — Winnipeg Blue Bombers 2008-10.
Seumalo, Isaac (OL) — Philadelphia Eagles 2016-18.
Simonton, Ken (TB) — Scottish Claymores (NFL Europe) 2003; Buffalo Bills 2003; San Francisco 49ers 2004; Calgary Stampeders 2007-08.
Smith, Alvin (DT) — Amsterdam Admirals (NFL Europe) 2007.
Smith, Dorian (DE) — Washington Redskins 2008; Winnipeg Blue Bombers 2009-12.
Stinnette, Jim (FB-LB) — Denver Broncos 1961-62; Edmonton Eskimos 1964-66.
Stroughter, Sammie (WR) — Tampa Bay Buccaneers 2009-12.
Swancutt, Bill (DE) — Detroit Lions 2005-06.
Sykes, Kelron (FB-LB) — Los Angeles Avengers (Arena Football League) 2001.

T

Taylor, Brian (TB) — Chicago Bears 1989; Buffalo Bills 1991; San Francisco 49ers 1993.
Taylor, Kenny (CB) — Chicago Bears 1985; San Diego Chargers 1986-87.
Thomas, Aaron (TE-OE-WR) — San Francisco 49ers 1961-62;

New York Giants 1962-70.

Thomas, Robb (WR) — Kansas City Chiefs 1989-91; Seattle Seahawks 1992-95; Tampa Bay Buccaneers 1996-98.
Thompson, Tavita (DL) — New York Jets 2009; Sacramento Mountain Lions (UFL) 2010.
Tongue, Reggie (FS) — Kansas City Chiefs 1996-99; Seattle Seahawks 2000-03; New York Jets 2004; Oakland Raiders 2005.
Tsoutsouvas, Sam (C-LB) — Detroit Lions 1940.
Tuaolo, Esera (DT) — Green Bay Packers 1991-92; Minnesota Vikings 1992-96; Buffalo Bills 1997; Jacksonville Jaguars 1997; Atlanta Falcons 1998; Carolina Panthers 1999-00.
Tuimaunei, Suaesi (S) — Atlanta Falcons 2011; Tennessee Titans 2012.
Turner, Lawrence (S) — San Francisco 49ers 2004

V

Van Orsow, Jeff (DL) — Spokane Shock (Arena Football 2) 2008-09.
Vanderbundt, Skip (LB) — San Francisco 49ers 1969-77; New Orleans Saints 1978-81.
Veit, Chris (OT) — Portland Storm 1974.

W

Walker, Jim (C) — Tampa Bay Buccaneers 1978.
Waltman, Chris (TE) — Dallas Cowboys 1985.
Ward, Terron (RB) — Atlanta Falcons 2015-17.
Weathersby, Dennis (CB) — Cincinnati Bengals 2003-04.
Wendlick, Joe (DE-OE) — Philadelphia Eagles 1940; Pittsburgh Steelers 1941.
Wesley, Sam (HB) — Saskatchewan Roughriders 1957.
West, Bill (LB) — Saskatchewan Roughriders 1957.
Wheaton, Markus (WR) — Pittsburgh Steelers 2013-16; Chicago Bears 2017.
White, Alvin (QB-K) — Southern California Suns 1975; Houston Oilers 1976; New Orleans Saints 1977; Toronto Argonauts 1978; Calgary Stampeders 1980; Denver Gold 1983.
White, Mitch (OT) — New Orleans Saints 2001; Green Bay Packers 2002; Washington Redskins 2003; Green Bay Packers 2004.
Whittle Leroy (HB) — Edmonton Eskimos 1964.
Wickett Lloyd (T) — Detroit Lions 1943, '46.
Wilhelm, Erik (QB) — Cincinnati Bengals 1989-91; Arizona Cardinals 1992; Cincinnati Bengals 1993-97; Portland Prowlers (Indoor Football League) 2000; Los Angeles Avengers (Arena Football League) 2001.
Wilkinson, Jerry (DE) — Los Angeles Rams 1979-80; San Francisco 49ers 1981; Oakland Invaders 1983.
Williams, Aric (CB) — Cologne Centurions (NFL Europe) 2006; Philadelphia Soul (Arena Football League) 2007; Arizona Rattlers (Arena Football League) 2008.
Williams, Marc (CB) — New York Giants 1997-98; Florida Bobcats (Arena Football League) 2000-01; New Jersey Gladiators (Arena Football League) 2002-03.
Winton, Norm (T-K) — Winnipeg Blue Bombers 1965-66; Calgary Stampeders 1968.
Witte John (T) — Saskatchewan Roughriders 1957.
Woods, Scott (DE) — Saskatchewan Roughriders 1973.
Wynn, Dylan (DL) — Cleveland Browns 2015-16.

Y

Ylioniemi, Kirk (K) — San Francisco 49ers 2004 (preseason); San Francisco 49ers 2005 (preseason); Winnipeg Blue Bombers 2006.
Younce, Len (G-LB) — New York Giants 1941-44, '46-48.

Z

Zimmerman, Tyreque (S) — Seattle Seahawks 2015; Kansas City Chiefs 2015; Cleveland Browns 2015; Arizona Cardinals 2016.



A

AARTS, Ron	1964-65
ABERNATHY, Tracy	1981-82-83
ABRAHAM, Herman	1913-14-15
ABRAHAM, William	1902-03-04-05
ACHESON, Russell	1932-33
ADAMS, Junior	1999-2000
ADAMS, Robert	1983-84-85
ADDIE, Justin	2012-13
ADENIJI, Damola	2008-09
AFALAVA, Al	2005-06-07-08
AGNEW, Malcolm	2011-12
AH-HOY, Kesi	2017
AINSWORTH, Greg	1997
'AKAU'OLA VEA, William	2006-07
AKUNA, Shaydon	2012
ALBAUGH, Adam	1990-91-92-93
ALEXANDER, D.J.	2011-12-13-14
ALEXANDER, John	1936-37
ALEXANDER, Tim	1995-96-97-98
ALFIERI, Michael	2018
ALFIERI, Phil	1984-85-86-87
ALLEN, James	1998-99-2000-01
ALLEN, Martin	1915
ALLEN, Michael	1987
ALLEN, Tino	2017
ALLINGER, Bert	1946
ALLWORTH, Ed	1915
AMES, Steve	1978
ANAGNES, Spiro	1957
ANDERSON, Albert	1916
ANDERSON, Bill	1951
ANDERSON, Cody	2018
ANDERSON, Dave	1946-47
ANDERSON, Dean	1946-47
ANDERSON, Derek	2001-02-03-04
ANDERSON, Ed	1913-14-15
ANDERSON, Eric	2004
ANDERSON, Fred	1973-74-75
ANDERSON, Glen	1987
ANDERSON, Muri	1945
ANDERSON, Roger	1945
ANDERSON, Scott	1975-76
ANDERSON, Sir Henry	2003-04-05
ANDERSON, Tyler	2011-12-13-14
ANDRAS, Floyd	1924
ANDREWS, Gavin	2012-13-14-16
ANDREWS, Josh	2010-11-12-13
ANKERSON, Tony	1958
ANKSON, Tim	1960-61-62
APOSTOLOU, Jeff	1972-73
ARANA, Tony	1956-57-58
ARCHIBALD, Ray	1917-18
ARMSTRONG, Louis III	1967
ARNOLD, Brandon	2014-15-16-17
ARONSON, Isaac	2003
ASH, Julian	1918, 22
ASHBACHER, Ron	1952-53-54
ASHTON, Peter	2012
ATKINSON, Ryan	1997-98-99-2000
AUDISS, Micah	2012-13
AUSTIN, Bill	1945-46-47-48
AVRIT, Leslie	1945-46-47-48
AYDON, Elu	2016-17-18

B

BABB, Mike	1977
BAILEY, Jaylynn	2015-16
BAILEY, Leeds	1938-39
BAILEY, Lloyd	1987-88-89
BAILEY, Mike	1985, 87-88-89
BAIN, George	1940-41-42
BAKER, Sam	1950-51-52
BAKER, Terry	1960-61-62
BALCOM, Lloyd	1924-25-26
BALDWIN, James	1918
BALFOUR, Michael	2012
BALL, Shawn	1996-97-98-99
BANASZAK, Tony	1974-75-76
BARBER, L.G.	1906-07

BARCROFT, Brad	1992-93-94-95
BARDOSI, Andy	1976-77
BARKER, Matt	2008
BARNES, Harry	1947-48
BARNETT, Lavonte	2012-13-14-15
BARNETT, Nick	1999-2000-01-02
BARRY, Jason	1991-92-93-94
BARTLEY, Bill	1970-71-72
BARTON, Duane	1967-68
BASHOR, Doug	1958-59-60
BATCHELDER, Terry	1979
BATES, Ted	1956-57-58
BATTLE, Antonio	1999-2000
BATTLE, James	1997-98
BAYLOR, B.J.	2018
BAYS, Grant	2013-14
BEAMER, Nub	1956-57-58
BEARSS, Ernest	1935
BEATON, Michael	2011
BEAUCHAMP, John	1942
BEAVERS, Donald	1983-84
BECK, Brian	1989-90
BECK, Gary	1972
BECK, Terry	1977
BEHNKE, Rex	1969
BELCHER, Jerry	1966-67-68
BELL, Clarence	1923-24-25
BELL, Derek	1978
BELL, Thurman	1963-64-65
BELT, Harold	1898-99
BENNETT, Mark	1987-88-89
BENNETT, Sam	1906-07
BENNETT-JACKSON, Brandon	2012-13-14
BERGERSON, Gilbert	1930-31
BERGMAN, Henry	1909
BERNARD, Yvenson	2004-05-06-07
BERRY, Tom	1954-55-56
BIANCONE, John	1931-32-33
BIOWELL, Kyle	1996
BIELENBERG, Steve	1969-70-71
BILLIE, Brewer	1913-14-15
BILLINGS, Martin	1989-90
BISHOP, Jordan	2009-10-11
BISSETT, Lee	1915-16-17
BLACKFORD, Jim	1966, 68-69
BLACKWELL, Ira	1912-13
BLACKWELL, Terrance	1994-95
BLAND, Alex	2017
BLISS, Will	1893
BLOUNT, Conor	2016-18
BLOUNT, Tony	1988-89-90
BLUM, Jason	1990-91
BLUS, Dan	1989, 91
BODDEN, Andre	2016-17-18
BODEMAN, Nick	2005
BODINE, Dan	1894-95-96-97
BOICE, Brandon	1996-97-98-99
BOLDEN JR., Victor	2013-14-15-16
BOLEY, Ron	1966-67-68
BONILLA, Joe	1962-63
BONNER, Mark	1981-82
BOOHER, Matt	1989-90
BOOKMAN, Thomas	1990-91
BOOTH, Kaye	1951-52
BOOTH, Pernnell	2005-06-07-08
BORTER, Darin	1993-94-95
BOSCO, Brad	1970
BOSTON, Lynn	1970-71
BOSWORTH, Eric	1980-81-82
BOUSTEAD, Grant	1973-74-75
BOWER, Albert	1902-03-04
BOWMAN, Pierre	1931-32-33
BOYD, Dennis	1973-74-75-76
BOYD, Jayson	2002
BOYD, Jeff	1981
BOYD, Jerome	1981-82
BOZAN, Steve	1975-76
BRACKETT, Chuck	1952-53
BRACKINS, Jim	1956-57-58
BRADFORD, Ron	1973

BRADFORD, Trevon	2016-17-18
BRADLEY, Clare	1925-26-27
BRADLEY, Don	1950
BRADLEY, Jay	1918
BRAITHWAITE, Jamil	1997-98
BRAME, Derrick	1996
BRAMSCHEER, Bryce	2018
BRANCH, Dale	1967-68-69
BRAND, Dick	1950
BRANDE, Jack	1935
BRANDEL, Blake	2016-17-18
BRANDIS, John	1934
BRANNON, Corey	1990-91
BRANNON, David	1985-86-87-88
BRANSCOMB, Kenyan	1990-91-92
BRATTAIN, Laird	1953-54
BRAUN, John	2010-11-12-13
BRAY, Trent	2002-03-04-05
BRECKTERFIELD, Inoke	1995-96-97-98
BREEN, Marty	1983-84, 86
BRELAND, George	1989-90
BRELTHAAPT, Leroy	1909
BRELTHAAPT, O.N.	1896
BRENTANO, Nate	2000-01
BRIDGES, Brent	2003-04
BRIDGES, John	1993
BRIGGS, Merle	1919
BRILZ, Darrick	1983-84-85-86
BROCK, Matt	2001-02-03-04
BRODIE, Renton	1908
BROOKE, John	1915-16
BROOKS, Marty	1980
BROOKS, Rich	1960-61-62
BROST, Frank	1930
BROTHERS, Paul	1964-65-66
BROWN, Anthony	2004-05-06-07
BROWN, Chris	2013-14-15
BROWN, Dave	1974
BROWN, Harold	1934-35
BROWN, Jeremy	1996
BROWN, Ken	1952-53
BROWN, Kyle	2008
BROWN, Steve	1970-71-72
BROWN, Terry	1983-84
BROWN, Travis	2002
BROWN-DAVIS, Greg	1997-98-99-2000
BROWNER, Brandon	2003-04
BROWNING, Ed	1990-91
BRUCE, Bernard	1955
BRUNDAGE, David	1985
BRUNDAGE, Dennis	1957-58-59
BRUNS, Darrick	2003-04-05
BRUSVEN, Kevin	1963-64
BRYANT, Terrance	1998-99
BUCHANAN, Jim	1990-91-92-93
BUCK, Dallas	2003
BUENKE, Ralph	1928-29-30
BUETTGENBACH, Howard	1953-54-55
BUMBUS, Larry	1994-95-96-97
BUNDY, Lyman	1902-03-04-05
BURKE, Doug	1991
BURKE, Jamie	1990-91-92
BURKE, Ken	1975
BURKE, Vern	1962-63
BURNAUGH, Sam	1899, 1901-02
BURNETT, Brady	1893-94-95-96
BURNLEY, Charles	2004
BURNS, Archibald	1906
BURRI, Fred	1950-51-52
BURTON, James	1982-83
BUSCH, George	1916
BUSCH, Jim	1939-40-41
BUSH, Jaelen	2018
BUSSANICH, Troy	1986-87-88-89
BUTLER, Victor	2005-06-07-08
BYERS, Duke	1948-49
BYERS, Kirk	1973-74
BYINGTON, Bill	1929-30-31
BRACKINS, Jim	1939-40-41
BYNUM, Reggie	1982-83-84-85

BYRD, Turner	1999-2000
--------------	-----------

C

CADWELL, John	1959
CADY, R.H.	1906-07-08
CAGLE, Eli	1936
CAGLE, Mike	1981-82, 84
CAHILL, Don (Bud)	1948
CALAVAN, Joel	1952-53
CALL, John	1965
CALLAN, Kevin	1975
CAMAT, Keo	2007-08-09-10
CAMERON, Mark	1977
CAMP, Brady	2007-08-09-10
CAMP, Tim	1992-93-94-95
CAMPBELL, Al	1901
CAMPBELL, Don	1946-47
CAMPBELL, Juan	1974
CAMPBELL, Milton	1934
CAMPBELL, Pete	1997
CANFIELD, Sean	2006-07-08-09
CANTLON, John	1973-74
CANTLON, Roger	1966-67-68
CANTWELL, Gary	1967
CAPUTO, Ben	1997
CARBERRY, Paul	1986
CARIAGA, Ross	1960-61-62
CARLEY, Josh	1994
CARLQUIST, Bill	1969-70-71
CARLSON, Aaron	2005-06
CARLSON, Byron	1931
CARLSON, George	1911
CARLSON, Jules	1926-27-28
CARLYLE, Calvin	1998-99-2000, 02
CARMICHAEL, Ed	1946-47-48
CARNAHAN, Joe	1979-80-81-82
CARPENTER, Ben	1923
CARPENTER, Ken	1946-47-48-49
CARR, George	1964-65
CARR, Jerald	1987
CARR, Jim	1928
CARR, Ralph	1949-50, 53
CARR, Thomas	1925
CARRASCO, Tony	2006
CARROLL, Terrence	1997-98-99-2000
CASEY, Gary	1960
CASSERTY, John	1934-35
CASTLE, Ray	1912
CATALINA, Glen	1983
CATANESE, Brandon	2002-03
CATCHINGS, Darrell	2007-08, 10-11
CATHEY, George	1901
CAVANAUGH, Blair	2013-14
CAVNER, Don	1989
CECIL, Bill	1973-74
CESCA, Ryan	1999-2000-01-02
CHAFFEY, Pat	1986, 88-89
CHAMBERLAIN, Tom	1974-75-76
CHAPPELL, Devin	2015-16
CHARETTE, Arthur	1951
CHARLES, Colt	2003-04-05
CHASE, Frank	1940
CHAVES, Martin	1940-41-42, 46
CHERRY, Philip	1905-06
CHILDRESS, Harvey	1978-79
CHONG, Armand	1979, 81
CHOUKAIR, Jordan	2016-17-18
CHRISMAN, Robert	1911-12-13
CHRISTENSEN, Emil	1918-19-20-21
CHRISTENSEN, Keller	2003-04
CHRISTIAN, Steven	2012-13
CHRISTOPHER, Dennis	2005-06-07-08
CIRRINCIONE, Sal	1969-70
CLARK, Cecil	1906-07-08-09
CLARK, Edward	1920-21-22
CLARK, Herman	1949-50-51
CLARK, James	1949-50-51
CLARK, Jim	1977
CLARK, Larry	1975
CLARK, Robert	1954



CLARK, Steve.....	1962-63-64
CLARK, Tim.....	2006-07-08-09
CLARKE, John.....	1956
CLARKSON, Drew.....	2015
CLASEN, Cole.....	2001-02-03
CLEMENT, Boyd.....	1941-42, 46
CLEMONS, Larry.....	1982-83
CLINE, Bob.....	1984-85
CLUTE, Kellen.....	2012-13-14-15
COCCIONE, Tom.....	1964-65-66
COCHRANE, Reese.....	1928-29
COHEN, Joel.....	2005-06-07
COKER, Curtis.....	2004-05-06-07
COLE, Harry.....	1915-16-17
COLE, Michael.....	2007
COLE, Ryan.....	2003-04
COLE, Warren.....	1962, 64
COLLETTA, Jack.....	2018
COLLINS, Cameron.....	2008-09-10-11
COLLINS, Seth.....	2015-16-17
COLVIG, Fred.....	1900
CONN, George.....	1916
COOK, Isaiah.....	2005-06-07-08
COOK, Tim.....	2016
COOKS, Brandin.....	2011-12-13
COOKUS, Jake.....	1998-99-2000-01
COONS, Don.....	1936-37-38
COONS, Mel.....	1978
COOPER, Ken.....	1903-04-05
COOPER, Roy.....	1907-08
COOTE, D.J.....	2001, 03
COPELAND, Mark.....	1970-71
CORDASCO, Clay.....	2018
CORDIAL, Jim.....	1950-51-52
CORDING, Craig.....	1965
CORNELISON, Bob.....	1950-51
CORNELL, Bryant.....	2005-06-07-08
CORNELL, Jared.....	1997-98-99-2000
CORRICK, Dick.....	1955-56
CORTEZ, Jose.....	1997-98
COTTON, TraJon.....	2018
COURY, Steve.....	1976-77-78-79
COUTS, Darren.....	1979-80-81
COX, Jack.....	1929-30-31
CRABTREE, Charles.....	1965
CRANE, Ray.....	1942, 46-47
CRAWFORD, Xavier.....	2016-17
CREGAN, Mike.....	1965-66
CRICHTON, Scott.....	2011-12-13
CRIST, Ian.....	2015
CRITCHFIELD, Ron.....	1960
CRITCHLOW, Jamie.....	1995-96
CRITSER, Tom.....	1979-80-81-82
CROOM, Howard.....	2006-07-08-09
CROSS, Chris.....	1992-93-94-95
CROWELL, Andrew.....	1920-21
CROWSTON, Marv.....	1963-64-65
CUBBAGE, Clark.....	1954
CUJE, Ron.....	1975
CUMMINGS, Kevin.....	2010-11-12-13
CUMMINGS, Mishawn.....	2012
CUNNINGHAM, Mike.....	1989-90
CUPPER, Percy.....	1901-02-03
CURETON, Jim.....	1984-85, 87-88
CURRIE, Herschel.....	1992-93
CURTIN, Victor.....	1931-32-33
CURTIUS, Sam.....	2016
CZECH, Stan.....	1939-40-41

D

D'ANCONA, Brad.....	1989-90
DAHL, Andy.....	1976
DAHLEN, Chris.....	1984-85-86
DAIGH, Charles.....	1919-20
DAILEY, John.....	2003-04
DALES, Gene.....	1974-75, 77
DANDRIDGE, Jason.....	1995-96-97-98
DANERI, James.....	1934
DANFORTH, Willis.....	1932
DANIELS, Ronald.....	1954-55, 57

DARBY, Henry.....	1905-06
DARKINS, Andy.....	2004-05
DARKINS, Will.....	2008-09-10
DARLIN, Alan.....	2004-05-06-07
DAVENPORT, Mike.....	1970-71-72
DAVIDIAN, Paul.....	2000-01
DAVIDSON, Jim.....	1969-70-71
DAVIDSON, Kevin.....	2003-04
DAVILLA, Brian.....	2006
DAVIS, Cobbe.....	1997
DAVIS, Eric.....	1987, 90-91
DAVIS, Everett.....	1931-32
DAVIS, Everett.....	1973-74
DAVIS, Harold.....	1909
DAVIS, Joe.....	1970-71
DAVIS, John.....	1968-69
DAVIS, Keith.....	1930-31-32
DAVIS, Lee.....	2000-01-02
DAVIS, Mat.....	1996
DAVIS, Matt.....	2003
DAVIS, Ralph.....	1946-47
DAVIS, Wilbert.....	1911
DAVIS, Zechariah.....	1989-90-91-92
DAY, Irving.....	1922-23
DAY, Joe.....	1940-41-42
DE SULLY, Chad.....	1990-91-92-93
DEASON, Willie.....	1989
DeBISSCHOP, Dick.....	1960-61-62
DECODD, Treston.....	2015-16
DEFREES, Duane.....	1970-71-72
DeGRANT, Bob.....	1955-56-57
DEL RIO, Luke.....	2014
DeLASHMUTT, Tyler.....	2016-17
DELP, Kammy.....	2015-16-17-18
DELVA, Edwin (Bud).....	2013-14
DeMERRITT, Ted.....	1952
DEMING, Ken.....	1934-35-36
DEMOGERONTAS, Yanni.....	2016-17-18
DENEVAN, Tom.....	1987
DENMAN, Ken.....	1924-25-26
DESBOROUGH, Henry.....	1893-94-95-96
DESYLVIA, Tom.....	1946-47-48-49
DETHMAN, Bob.....	1939-40-41
DeVAN, Kyle.....	2004-05-06-07
DEVINE, Clyde.....	1933-34
DEWEY, George.....	1912-13
DIAZ, Skip.....	1965-66
DICKERHOFF, Matt.....	1993
DICKERSON, Lewis.....	1924-25-26
DIDION, John.....	1966-67-68
DI DOMENICO, Keith.....	1997-98-99
DILBECK, Dax.....	2010
DILULO, Angelo.....	1980-81, 83-84
DIPPEL, Mark.....	1968-69-70
DITZ, Don.....	1947
DIXON, Claude.....	1981-82-83-84
DIXON, James.....	1924-25-26
DIXON, Marvin.....	1925
DOBBIN, Jim.....	1906-07-08
DOBY, Reggie.....	1980
DOCKERY, James.....	2007, 09-10
DOCKERY, Rahmel.....	2014-15-16
DOCTOR, Michael.....	2010-11-12-13-14
DODGE, Rich.....	1974-75-76
DODSON, Curtis.....	2008
DOGGETT, Derrick.....	2004-05-06-07
DOLAN, Sam.....	1905
DOLBY, Mark.....	1985-86
DOLBY, Mike.....	1958-59-60
DOMAN, Jerry.....	1956, 60
DOMAN, Ron.....	1961-62-63
DONAGHUE, Kevin.....	1976-77-78, 80
DONAHUE, Conan.....	1990-91
DOUGLASS, Joe.....	1993-94
DOW, Ken.....	1938-39-40
DOWNEY, David.....	1963
DOWNEY, Dennis.....	1972-73-74
DOWNS, Jason.....	1991-92
DOYLE, Doug.....	1971-72-73
DOZIER, Ellis.....	1983

DOZIER, Larry.....	1975-76
DRAPER, Dennis.....	1969-70-71
DRAYTON, Daniel.....	2004-05-06-07
DRYANAN, Tommy.....	1929
DUBOSE, Phil.....	1975
DUMOULIN, Walter.....	1912
DUNCAN, William.....	1935-36-37
DUNGAN, Robert.....	1947
DUNLAP, William.....	1903-04-05-06
DUNLAP, William.....	1935-36-37
DUNN, Clifford.....	1909-10
DUNN, Isaiah.....	2017-18
DuPEE, Reggie.....	1981-82-83-84
DURDAN, Don.....	1939-40-41
DURDEN, Earnel.....	1956-57-58
DUTTON, George.....	1915
DWYER, Anthony.....	1926

E

EASLEY, Mel.....	1967-68-69
EAST, Al.....	1964-65
EATON, Scott.....	1966
EBERHART, Davis.....	1984
EDIGER, Wes.....	1952-53-54
EDWARDS, Dennis.....	1990-91-92-93
EDWARDS, Dwan.....	2000-01-02-03
EDWARDS, Fred.....	1898
EDWARDS, Leroy.....	1924-25-26
EDWARDS, Steve.....	1977-78-79
EDWARDS, Webley.....	1924-25-26
EGAN, Kyle.....	2011
EILERS, John.....	1935-36-37
EILERS, Vernon.....	1926-27
ELAHEE, Buster.....	1993-94, 96-97
ELGIN, James.....	1897-98-99
ELI, Ben.....	1937
ELLIS, Burke.....	2008-09-10-11
ELLIS, Dan.....	1971-72
ELLISON, George.....	1954-55-56
ELLISON, Keith.....	2004-05
EMETT, Edward.....	1893
EMITY, Joel.....	1905-06
EMMONS, Rob.....	1977
EMMONS, Tom.....	1983-84-85
ENA, Packy.....	1993-94
ENBERG, John.....	1908-09-10
ENDERLE, George.....	1957-58-59
ENDICOTT, Steve.....	1969-70-71
ENGER, Grant.....	2010-11-12-13
ENGLESTAD, Ed.....	1929
ENGLISH, Bud.....	1947
ENGLISH, James.....	1947
ENGSTROM, Justin.....	2008
ENYART, Bill.....	1966-67-68
EPHRAIM, William.....	1991-92-93-94
ESPALIN, Dan.....	1962-63-64
ESSMAN, John.....	1927-28-29
EJHUS, Tim.....	2000-01-02-03
EVANS, Jr., Danny.....	2011
EVENDEN, James.....	1908-09, 11-12
EVENSEN, Paul.....	1942, 46-47
EVERLINE, Yul.....	1997

F

FAILAUGA, Titus.....	2014-15-16-17
FAIR, Craig.....	1972-73
FAIRBANK, John.....	1992-93-94-95
FARLEY, Kenny.....	2001-02-03
FARNHAM, Bill.....	1949-50-51
FARNWORTH, William.....	1908
FARRELL, John.....	1960-61-62
FARRELL, Josh.....	2002
FARRELL, Robert.....	1958-59
FAULKENDER, Jack.....	1969-70-71
FEATHERS, George.....	1896
FEINGA, John.....	1989, 92-93-94
FELIX, Kenny.....	1985-86-87-88
FERGUSON, Charles.....	1951-52-53
FERNANDO, Rusty.....	2011-12
FESSLER, Mike.....	1997-98-99-2000
FIDEL, Dan.....	1979-80

FIELD, Harry.....	1932-33
FIELDS, James.....	1976-77-78
FIELDS, Spencer.....	1989-90
FIFITA, Miki.....	2018
FIFITA, Rudolf.....	2011-12
FINN, Waldo.....	1906-07
FIRTH, Keegan.....	2017-18
FISHER, Donald.....	1935
FISHER, Jim.....	1952
FIZER, Rickey.....	1989-90-91-92
FLEMINGS, Champ.....	2018
FOOTE, Mike.....	1966-67-68
FORD, Bill.....	1975-76
FORMAN, Grant.....	1996
FORTIN, Roman.....	1985
FOSTER, Roman.....	1992
FOURNIER, Dwayne.....	1955-56-57
FRAHM, Kevin.....	2008-09-10-11
FRANCIS, Coye.....	2006
FRANCIS, Jeremy.....	2008
FRANCIS, Joe.....	1955-56-57
FRANK, Naymon.....	2004-05-06-07
FRANKLIN, Noble.....	1978-79
FRANKLIN, Norman (Red).....	1932-33-34
FRANKLIN, Paul.....	1979
FREEBURN, Scott.....	1968-69-70
FREI, Al.....	1965-66
FREITAS, Rockne.....	1964-65-66
FRKETICH, Len.....	1962-63-64
FROMMELT, Bob.....	1954
FRY, Bruce.....	1970-71-72
FULLER, Patrick.....	2005-06-07
FULLER, Tony.....	1981-82-83
FULTON, John.....	1893-94
FULWYLER, Joe.....	1952-53
FUNSTON, Al.....	1962-63-64
FUNSTON, Jim.....	1960-61-62
FYDA, Jason.....	2002-03

G

GAGE, Samuel.....	1997, 99-2000
GAGON, Walter.....	1906-07-08
GAINES, George.....	1986-87-88
GALLAGHER, John.....	1897, 99
GALLOWAY, Craig.....	1985-86
GARBER, Dick.....	1922-23-24
GARCIA, Isaac.....	2018
GARDNER, Chuck.....	1974-75
GARDNER, Justin.....	2018
GARDNER, Kyle.....	2012
GARNER, Geoff.....	2009, 11
GARRETTSON, Darell.....	2016-17
GARRETT, John.....	1991-92-93-94
GARTUNG, Mark.....	1965-66
GARTUNG, Matt.....	1997-98
GASATIS, Ben.....	1965
GATES, Tom.....	1961
GAULT, John.....	1897, 1901-02
GEDDES, Robert.....	1927-28-29
GELLATLY, David.....	1901-02
GERRY, Brad.....	2001
GERVAIS, Steve.....	1972-73-74-75
GIACOMELLI, Dave.....	1984-85-86
GIACOMELLI, Ray.....	1986-87-88
GIBBS, Bud.....	1945-46, 48-49
GIBSON, Chris.....	1998-99-2000-01
GIBSON, Trevor.....	1986-87-88
GILBERT, Mahlon.....	1909
GILL, E. Luke.....	1921-22-23
GILL, Whitney.....	1916, 19
GILLET, George.....	2001-02-03-04
GILMORE, Arthur.....	1959-60
GILMORE, Carl.....	1927-28-29
GILMORE, Malik.....	2013-14-15
GILMUR, Charlie.....	2012-13
GIRT, Fred.....	1972
GLENN, Larry.....	1970
GLOVER, Anthony.....	1990
GLOVER, Dominic.....	2010
GNOSS, George.....	1960-61-62



GODFREY, Jim	1965-66
GONZALES, Akeem	2012
GONZALES, Rich	1985
GONZALEZ, John	1981, 83-84
GOODRICH, Lloyd	1898-99
GOTTA, Jack	1951-52
GOULD, Dave	1963-64
GRACIO, James	1978-79-80-81
GRAHAM, Dave	1969-70-71
GRAHAM, Jack	1964
GRAHAM, Jeff	1974
GRANT, DeLawrence	1999-2000
GRANT, Jaydon	2017-18
GRAVES, Floyd	1973
GRAY, Al	1948-49-50
GRAY, Bill	1942-43-44-45-46
GRAY, Dick	1945, 47-48-49
GRAY, Don	1985
GRAY, Gene	1939-40-41
GRAY, Joseph	1935-36-37
GRAY, Terrance	1999-2000
GRAYUM, Zach	1997
GREAVES, Marcus	2016
GREEN, Sylvester	1993-94-95-96
GREEN, Tony	1982-83-84
GREENE, Ricky	1984
GREENOUGH, Quentin	1940-41
GREERTY, Tom	1967-68
GREGG, Peter	2001-02
GREGORY, Jordan	2017
GREMINGER, Frank	1960-61
GREULE, James	1997-98
GRIDER, Max	1924-25
GRIFFITH, John	1905
GRIM, Bob	1964-65-66
GRIMBLE, Jalen	2014-15
GRISWOLD, Al	1989-90
GROFF, Mike	1967-68-69
GROGANS, Percy	1973-74
GROSS, Richie	1989
GROSSART, Kyle	1975-76-77
GROSSNICKLAUS, Pete	1978, 80-81
GROVE, Bob	1946-47-48
GSCHWANDTNER, Tex	1969-70-71
GUDDAT, Jay	1972
GUICE, Rudy	1978-79-80-81
GUNDERSON, Ryan	2004-05-06-07
GUNNER, Harry	1966-67
GUSICK, Troy	1975-76-77
GUSTAFSON, Arthur	1929, 31
GUSTAFSON, Lee	1941-42, 46
GWACHAM, Obum	2011-12-13-14

H

HAAG, Chris	1969
HAAS, Jason	2003
HACKENBRUCK, Jerry	1972-73-74
HACKENBRUCK, John	1937-38-39
HADRABA, Bob	1954-55, 58
HADRABA, John	1959-60
HAGGARD, Mike	1965-66-67
HAGGERTY, Rich	1984-85-86-87
HAGUE, Frank	1986
HAINES, Dan	2002-03-04-05
HAKE, Bruce	1958-59
HALAHUNI, Joe	2008-09-10-11
HALBERG, Karl	1976-77-78
HALE, Eric	1991-92-93-94
HALE, Harvey	1925
HALE, Michael	1991-92-93-94
HALEY, Kyle	2014-15-16
HALL, Austin	2006-07-08
HALL, Derek	2002-03-04
HALL, Dwayne	1976-77-78
HALL, Earl	1934
HALL, Harley	1976-77-78
HALL, Hashim	1999
HALL, John	1953-54
HALL, Roger	1972
HALVERSON, Bill	1939-40-41

HAM, Don	1945
HAMBLIN, Bob	1945
HAMILTON, Gary	1983
HAMILTON, Vern	1902-03
HAMLETT, Connor	2011-12-13-14
HAMMACK, Matt	1973-74-75-76
HAMMACK, Sterling	1956-57
HAMMER, Ken	1929-30-31
HAMMERS, Lewis	1939-40-41
HAMMITT, Phil	1991-92
HAMMONS, Jeff	1972-73
HANCHETT, Jim	2004
HANDFORD, Ryan	2012
HANKER, Jim	1948-49-50
HANLEY, W.E.	1901
HANNAH, Nathan	2010
HANNAN, R.H.	1906
HANNEMAN, Craig	1968-69-70
HANSEN, Eugene	1945
HANSEN, Nolan	2013
HANSEN, Ralph	1970
HANSON, Steve	1973-74
HAPPE, Noah	2000-01-02
HARDIN, Brandon	2008-09-10-11
HARDING, Earl	1906-07
HARDRATH, Jeff	1965-66
HARLOW, Sean	2013-14-15-16
HARLOW, Steve	1971
HARN, Wayne	1930-31-32
HARPER, Ralph	1942-43-44-45-46-47
HARR, Rich	1968
HARRAH, Blake	2012
HARRINGTON, Jonathon	1983
HARRINGTON, Richie	2012
HARRINGTON, Rick	1967-68
HARRIS, Andre	1987-88
HARRIS, Bob	1973
HARRIS, Jeff	1961-62-63
HARRIS, Russ	1976-77
HARRIS, Terry	1980-81-82
HARRIS, Todd	1996
HARRIS, Zach	2006
HART, Jeff	1972-73-74
HARTMAN, Bob	1952
HARTMAN, Greg	1964-65-66
HARTMEN, Victor	1945-46
HASKINS, Damien	2014-15
HASS, Dennis	1965
HASS, Mike	2002-03-04-05
HASTINGS, George	1908, 10
HATCHER, Armon	1995-96-97-98
HATCHER, Charles	1996
HATFIELD, Micah	2010-11-12-13
HAUCK, Fred	1971
HAUTAU, Siale	2013-14
HAWES, Mike	1980
HAWKINS, Iris	1978
HAWKINS, Josh	2001, 03-04-05
HAWKINS, Reggie	1984-85
HAWKINS, Roland	1986-87
HAWKINS, Shayzar	1994
HAWKINS, Xavier	2014-15-16-17
HAWLEY, Bird	1909-10
HAYES, Kaleb	2018
HAYES, Paul	1981, 83-84-85
HEACOCK, Joel	1963-64-65
HEAD, Bill	1931
HEDGES, Pearl	1898
HEKKER, Johnny	2008-09-10-11
HELBIG, Dwane	1951
HELKENEN, Arnold	1932-33-34
HELLBERG, Joe	1946
HELLER, Ron	1981, 83-84-85
HENDERSON, Marcus	2005-06-07-08
HENDERSON, Patrick	2006-07-08-09
HENRY, David	2014-15
HENRY, Taylor	2009-10
HERMANN, Ted	1931-32
HERNANDEZ, Timmy	2016-17-18
HEROD, Rickey	2005-06

HERRON, Lamar	2004-05
HETTUM, Mark	1979-80-81
HEYDEN, Ted	1919-20-21
HEYWARD-JOHNSON, Keith	1997-98-99-2000
HICKEY, Tom	1972
HICKS-ONU, Omar	2016-17
HIGGINS, Harold	1937-38
HIGH, Lucius	1982-83
HILL, Aaron	2000-01
HILL, Bryant	1987-88
HILL, Dick	1961
HILL, Kendall	2014-15-16
HILL, Paul	1989
HILLIARD, Gene	1960-61
HIRNEISE, Dave	1973
HITTNER, Leon	1954-55
HJELTE, Marshall	1922
HLEBECHUK, Don	1945
HOCHEVAR, Eric	1984-85
HODGINS, Isaac	2018
HODGINS, Isaiah	2017-18
HODLER, Albert "Duke"	1918-19-20
HOERLEIN, Paul	1941, 45
HOFER, Paul	1912-13-14-15
HOGAN, Howard	1957-58-59
HOGLAND, Douglas	1950-51-52
HOGLAND, Wes	1949-50-51
HOLCOMB, Holly	1936-37-38
HOLGATE, Don	1985-96-97
HOLLAND, Andrae	1995-96-97-98
HOLLENBECK, Ryan	1986-87-88
HOLLEY, Tom	1962-63
HOLLINBERY, Orin	1945
HOLLINGSWORTH, Luke	2014-15
HOLMES, Lenny	1975-76-77-78
HOLMES, Paul	1917
HOLMES, Randy	1980-81-82-83
HOLMES, Tom	1991, 93-94-95
HOLSBERRY, Steve	1980-81-82
HOOVEN, Owen	1986-87
HOPKINS, Bret	1996-97-98
HOPKINS, Paul	1986-87
HOPKINS, Will	2014-15-16
HORN, Bob	1973-74-75
HORN, Ladd	1960
HORRILLO, John	1957-58
HORTON, Dave	1975-76-77
HORTON, Randy	1991-92
HOSS, Clark	1969-70-71
HOUCK, Cub	1949-50-51
HOUSER, Gary	1965-66-67
HOUSHMANDZADEH, T.J.	1999-00
HOUSTON, Summer	2015-16-17-18
HOWARD, David	1979
HOWARD, Joe	1908
HOWARD, Tyrone	1979-80-81
HOWE, Kent	1976-77-78
HUBBARD, Clyde	1916-17, 19
HUBBARD, Floyd	1919
HUBBARD, Reggie	1988-89
HUDDLESTON, Bryce	1968-69
HUDSON, Austin	2017
HUFF, Brent	1989-90-91
HUGHELY, Billy	1988-89
HUGHES, Brandon	2005-06-07-08
HUGHES, Duane	1987-88
HUGHES, Henry	1928-29-30
HUGHES-MURRAY, Andrzej	2016-17-18
HULL, Evan	2008, 10
HUMPHREYS, Rich	1978-79-80
HUNGALU, Manase	2015-16-17
HUNT, Dashon	2014
HUNT, Hamilton	2016
HUNT, Mitchel	2008-09
HUNTER, Randy	1980
HUNTLEY, Floyd	1909-10, 13-14
HUOT, Cory	1991-92-93-94
HUOT, Tony	1994-95-96
HERNANDEZ, Prescott	1936-37-38
HUTHOFER, Tom	1996

HYDE, Trey	1996-97
HYLTON, Herold	1931

I

IADEMARCO, Andrew	2018
INGLESBY, Jim	1947-48-49
INMAN, Bryan	1995
IRVIN, Matt	1988-89
IRVINE, Jay	2016-17
ISBELL, Dick	1953

J

JACK, Rob	1988-89
JACKOLA, Dwayne	1981-82-83-84
JACKSON, Jamaal	2002-03
JACKSON, Jermaine	2001-02
JACKSON, Jonathan	1996-97-98-99
JACKSON, LaDairis	1999-2000
JACKSON, Lance	1985, 87-88
JACKSON, Lynn Ford	1935
JACKSON, Mike	1975
JACKSON, Ruben	2005-06
JACKSON, Steven	2001-02-03
JACKSON, Wally	1952
JACOBS, Jason	2000-01
JACOT, Mike	1996-97
JAMERSON, Shamon	1999, 2001-02
JAMES, Duane	1976-77
JAMES, Enoch	1961
JAMES, Jaswha	2012-13-14-15
JAMISON, Bill	1907-08
JAMISON, Lee	1966-67-68
JANAKES, Nick	2017
JANZ, Dustin	1997, 99-2000-01
JARMON, Hunter	2014-15-16
JAROSS, Fred	1970-71-72
JARVIS, Everett	1925
JARVIS, Willard	1932, 34
JEAN-BAPTISTE, Jayson	2002-03
JEFFERSON, Jermar	2018
JELSMA, Walt	1939
JENKINS, Jordan	2009-10-11-12
JENKINS, Riley	2002
JENKINS, Willis	1996-97
JEREMIAH, Bob	1966-67
JESMER, Dave	1955-56-57
JESSUP, Allan	1922
JESSUP, Roger	1912
JESSUP, William	1933
JOHN, Doug	1964-65
JOHNSON, Ahmani	1994-95
JOHNSON, Arthur	1923
JOHNSON, Bennie	1999-2000
JOHNSON, Bill	1952-53-54
JOHNSON, Bob	1980-81-82-83
JOHNSON, Chad	2000
JOHNSON, Chris	2006-07-08
JOHNSON, Clarence	1917
JOHNSON, David	1965
JOHNSON, Geoff	1986
JOHNSON, Grant	2008-09-10-11
JOHNSON, Harold	1985-86
JOHNSON, Jabral	2011-12-13-14
JOHNSON, Martin	1898-99
JOHNSON, Robert	1922
JOHNSON, Roger	1958, 60-61
JOHNSON, Spencer	1991
JOHNSON, Teddy	1985-86-87-88
JOHNSON, Trevorris	2017
JOHNSON, Wally	1967-68-69
JOHNSON, Willie	1977-78
JOHNSTON, Clarence	1919-20
JOHNSTON, Doug	1919-20
JONES, Bryan	1995-96-97
JONES, Dick	1960-61-62
JONES, Frank	1983-84
JONES, Fred	1960-61-62
JONES, James	1989-90-91
JONES, Johnny Ray	1975-76
JONES, Monjero	1999
JONES, Paul	2008



JONES, Ron 1992-93
 JONES, Tom 1953
 JORDAN, Jerry 1985, 87
 JOSLIN, Harold 1931-32-33
 JOSLIN, Richard 1934, 36
 JOSLIN, Woody 1933-34-35
 JOSSIS, Bob 1969-70
 JURGENSON, Kurt 1972, 75
 JURGENSON, Rob 1969-70, 72
 JUSTIN, Kerry 1976-77
 JUUL, Greg 1988-89

K

KACH, Glenn 1950
 KAHOONEI, Rich 1977
 KAHUT, Justin 2008-09-10
 KALANIUVALU, Alai 1992-93
 KANEKEBERG, Ryan 2002
 KANNENBERG, Bruce 1966, 69
 KAHELALUI, Ed 1957-58-59
 KARAGOZIAN, Seno 1972
 KARAMANOS, John 1945
 KASBERGER, Joe 1919-20-21
 KASSO, Don 1959-60-61
 KATZ, Ryan 2009-10-11
 KAVANAUGH, Taylor 2006-07-08-09
 KEALOHA, Willifred 1954
 KEARNEY, Joseph 1990-91
 KEARSLEY, Brayden 2016
 KECK, Dan 1970
 KECK, Walter 1908-09-10
 KEENEY, Hoyt 1962-63-64
 KEEVER, Carl 1980
 KEISTER, Fletcher 1989-90-91-92
 KEITH, Art 1953
 KELL, Devon 2010-11-12-13
 KELL, Drew 2015-16-18
 KELLAR, Bryon 1976-77
 KELLER, Casey 1974-75
 KELLOG, Don 1910-11-12
 KELLY, Colin 2009-10-11-12
 KELLY, Elton 1907-08
 KELLY, Harry 1896
 KELLY, Walter 1948-49-50
 KELSEY, Connor 2017-18
 KELSEY, Pat 1895
 KENNA, Willifred 1932
 KENT, Harry 1927, 30-31
 KENT, Jason 1987-88-89
 KEBOUNNAM, Nous 2017-18
 KEOLANUI, Norby 1960-61
 KERSHNER, Chuck 1983, 85-86
 KERR, Howard 1928-29-30
 KIEPKE, David 1992-93-94-95
 KIFF, Ken 1986-87-88
 KILKENNY, Brian 2001-02-03
 KILMARTIN, Jim 1970-71
 KINDER, Roger 1968-69-70
 KING, Akili 1996
 KING, Charles 1914-15
 KING, John 1934
 KING, Wayne 1975-76
 KINTNER, Shawn 1999-2000-01-02
 KIRKMAN, Darron 1996
 KIRSCHENMAN, Jay 1981
 KISSELBURGH, Jim 1938-39-40
 KJOS, Casey 2006, 08-09
 KLINE, Mike 1959-60-61
 KLUSS, Brian 1988
 KNAPP, Lloyd 1918
 KNIGHT, Brooke 1993-94
 KNOTTS, Carl 1976
 KNUDSEN, Andrew 1947-48-49
 KOBIELSKY, Mike 1973-74-75
 KOCH, Aaron 1996-97-98-99
 KOCH, Raymond 1947
 KOENING, Mark 1989
 KOEPEL, Rich 1962-63-64
 KOETS, Adam 2003-04-05-06
 KOHLER, Victor 1938-39

KOHLER, Morris 1938-39
 KOLBERG, Elmer 1935-36-37
 KOLBERG, Jeff 1969-70-71
 KOLLAS, Tim 1990-91-92-93
 KOONTZ, Tony 1974
 KORNMANN, Bob 1981-82-83
 KOSTOL, Keith 2012-13-14
 KRAWIECKI, Frank 1982
 KRELL, Bob 1945-46-47-48
 KRISTICK, Keaton 2006-07-08-09
 KRPALEK, Greg 1972-73-74
 KRUGER, Paul 1986-87
 KRUSE, Archie 1896-97-98
 KRUSE, Fred 1900
 KRUSKAMP, Jeff 2004-05-06-07
 KUHL, Henry 1896
 KUHNS, Russ 1964-65-66
 KULAAS, Rick 1973-74
 KUYKENDALL, Joe 1995-96-97-98
 KUYKENDALL, Mike 1999-2000-01-02
 KYNASTON, Jeff 1977

L

LACEY, Seth 2001-02-03
 LACOSTE, Joe 1985-86
 LAFFERTY, Brandon 1996-97
 LAFLEER, Phil 1993, 95
 LaGRONE, Josh 2010-11
 LaGRONE, Matt 2009
 LAIDLAW, Bob 1946-47-48
 LAIRD, Gerry 1955-56
 LAMB, Michael 2009-10-11
 LANDINGHAM, Rodney 2002
 LANE, Byron 1995
 LANE, Carl 1985-86
 LARINEAU, Nick 1952
 LAROCQUE, Joey 2006-07
 LARSON, Adolph 1912
 LaSALLE, Rich 1967-68-69
 LASSITER, Warren 1925
 LATU, Starling 1993-94
 LAUGHLIN, Harley 1902
 LAUINA, Fred 2014-15-16-17
 LAVAKA, Gus 2016-17-18
 LAVERTY, Connor 2017
 LAVERTY, Mike 1981, 83-84
 LAWSON, Gerard 2004-05-06-07
 LAWSON, Kenneth 1981-82
 LAWSON, Scott 2003
 LAYBOURN, Greg 2006-07-08
 LAYTHE, Leo 1913-14-15
 LAZETICH, Johnno 1997
 LEAF, Herman 1931-32
 LEE, Gary 1979
 LEE, Gerard 2006-07
 LEE, James 2001-02
 LEEP, Mike 1966-67
 LEFEVER, George 1971-72
 LEGGETT, Bill 1930
 LEITNER, Wayne 1972
 LEMA, Don 1985
 LEMMA, Joe 2003-04-05-06
 LEONNIG, Luke 2017-18
 LEDVICH, John 1939-40
 LESTER, Jack 1983-84-85
 LEVASA, Roger 1978-79-80-81
 LEVITRE, Andy 2005-06-07-08
 LEWIS, Doug 1989-90-91
 LEWIS, Jess 1966-67, 69
 LEWIS, Keenan 2005-06-07-08
 LEWIS, Osia 1982-83-84-85
 LIBBEE, Bob 1941-42
 LIEBE, Harold 1926-27
 LILLEBO, Dale 1935-36
 LILLY, Jim 1970-71-72
 LINEHAN, Josh 2003-04-05-06
 LINNENKOHLE, Alex 2007-08-09-10
 LINSKY, Harrison 2013
 LIPPMAN, Nathan 1918
 LITTLE, Dave 1904

LITTLE, Frank 1930-31-32
 LITTLE, Tom 1952-53
 LLOYD, Harold 1972
 LOBERG, Rick 1979
 LOCEY, Jay 1974-75-76
 LOCEY, Percy 1915, 21-22-23
 LOCKHEART, Brandon 2003
 LODELL, Carl 1917, 19
 LOECHER, Luke 2018
 LOFTS, Dave 1949-50
 LOGAN, John 1925-26-27
 LONEY, Pat 2002-03-04
 LONG, Jerry 1946-47
 LOOMIS, Kyle 2006
 LOONEY, Harold 1906-07-08
 LOOSLEY, Merle 1918
 LOOSLEY, Raymond 1909-10
 LOPEZ, Joe 2011-12
 LOPEZ, Michael 1982-83-84-85
 LORENZ, Dick 1945-46-47-48
 LOSE, David 2000, 02-03
 LOUGHREY, Roy 1921
 LOVE, Marcel 2004
 LOVEJOY, Howard 1930
 LOW, Charles 1916
 LOWE, Jason 2001, 03
 LOWE, Paul 1956, 58
 LUBY, Dave 1925-26-27
 LUCAS, Paul 2015-16
 LUCE, Roscoe 1926-27-28
 LUDWICK, Bryan 1992, 94-95-96
 LUKEHART, Gary 1956-57-58
 LUND, Randy 1994-95-96
 LUNDE, Chris 1970-71-72
 LUOMA, Paul 1998-99
 LUSTER, James 1952-53
 LUTON, Jake 2017-18
 LUTZ, William 1914
 LYMAN, Elwood 1922-23-24
 LYMAN, Jim 1974
 LYONS, Horner 1929

M

MacDONALD, Fred 1931-32
 MADSEN, Ernest 1949, 53
 MAESTRI, Mike 1970-71-72
 MAFI, Dyllon 2012-13
 MAGEO, Jason 1997
 MAGEO, Rommel 2013-14-15
 MAGGIORE, Mike 1988-89
 MAIN, Bill 1967-68-69
 MALONE, Darwin 1982, 84-85
 MALONE, Joel 1976-77
 MANDIC, John 1942
 MANGOLD, Chris 1980-81-82
 MANGOR, Robert 1976-77
 MANN, Brent 1986-87-88-89
 MANN, Dave 1951
 MANNING, Eric 1999-2000-01-02
 MANNING JR., Jeffrey 2018
 MANNION, Sean 2011-12-13-14
 MAPLE, Howard 1926-27-28
 MARABLE, Malcolm 2011-12-13-14
 MARKMAN, Marvin 1940-41-42
 MARLETTE, Dave 1965-66-67
 MARSH, Amos 1959-60
 MARSH, Chuck 1954, 56
 MARSHALL, Charles 1958-59-60
 MARSHALL, Greg 1975-76-77
 MARSHALL, Kellen 2005-06
 MARSTERS, William 1948
 MARTHALLER, Robert 1997-98-99-2000
 MARTIN, Bob 1973-74
 MARTIN, Sean 2010, 12-13
 MARTINSON, Norman 1945
 MASANAI, Castro 2009-10-11-12
 MASON, Dick 1953-54-55
 MASON, Grimm 1958, 60
 MAST, Don 1946-47-48-49
 MATTHEWS, Mike 1985-86-87-88

MATTICE, Harold 1945
 MAUGHAN, Andrew 2013
 MAURER, Dick 1972-73-74
 MAURER, Ken 1973-74-75
 MAURER, Martin 1997-98-99-2000
 MAY, Tom 1910-11-12-13
 MAYES, Bob 1967-68
 McALISTER, R.L. 1893-94-95-96
 McANDREWS, Wilder 2008, 10
 McATEE, Nathan 1994-95-96-97
 McBRIDE, Horace 1896-97-98
 McBRIDE, Lawrence 1913
 McBURNEY, Jerry 1970-71-72
 McCALL, Patrick 2000-01
 McCANTS, Ryan 2008-09-10-11
 McCART, Marlon 1919-20
 McCART, Ray 1922-23-24
 McCARTAN, John 2018
 McCAUSTLAND, James 1998-99
 McClARTY, Bobby 1971
 McCLAUGHRY, Tyler 1999-2000-01
 McClURG, Stan 1933, 35
 McCUIN, Garon 1995-96
 McDANIELS, Pellom 1987-88-89
 McDONALD, Gregg 1977-78-79
 McDOUGAL, Doug 1962-63-64
 McELDOWNEY, Gerald 1972-73-74
 McFADDEN, Bill 1941
 McFADDEN, Murriss 1941
 McGARITY, Shawn 2008
 McGILVRA, Alexander 1929-30
 McGOWAN, Ladd 1957
 McGREW, Ken 1972
 McGUIRE, Stan 1945, 48-49
 McINNIS, Bill 1941-42, 46
 McINTOSH, Ed 1932-33
 MCKALIP, Bill 1928-29-30
 MCKANE, Bob 1996-97
 MCKELVEY, Mike 1980-81
 McKENNA, Harold 1920-21
 McKENNA, Hugh 1920-21
 McKENZIE, Bob 1972-73-74
 McKENZIE, Leon 1972-73
 McKENZIE, Leroy 1912
 McKINNEY, Mike 1973
 McKINNEY, Todd 1988-89-90
 McKITTRICK, Bobb 1956-57
 McKITTRICK, Ladd 1983-84
 McLAUGHLIN, Dave 1986
 McLAUGHLIN, Lane 1980
 McLAUGHLIN, Mike 1972-73-74
 McMARYION, Marcus 2015-16
 McMICKEN, Craig 1948-49
 McMULLEN, Tim 2012-13
 McNEIL, Alexander 1916
 McREARY, Ron 1946-47-48
 McREYNOLDS, Dick 1942
 MELLOCK, Damon 1986, 88
 MEUWSEN, Mitch 2001-02-03-04
 MEGGERS, Rick 1981-82-83
 MELDE, Jon 1997
 MENDENHALL, Bronco 1986-87
 MENGIS, Chris 2017
 MERCER, Jay 1936-37-38
 MESSENGER, Kevin 1978
 METTEN, Carl 1927-28-29
 MEZA, Hector 1987-88
 MICKELWAIT, Dean 1922-23-24
 MIHELICH, Joe 1967-68-69
 MILES, Tom 1932
 MILLAR, John 2003
 MILLER, Aaron 2005
 MILLER, Arthur 1930-31-32
 MILLER, Brad 1981, 83-84
 MILLER, Christian 1990-91
 MILLER, David 1990
 MILLER, Gabe 2007-08-09-10
 MILLER, James 1935-36
 MILLER, Jeff 1995
 MILLER, Pete 1929-30



MILLER, Razshawn	1991
MILLER, Richard	1942, 46-47
MILLER, Ronald	1959-60
MILLER, Scott	1962-63-64
MILTON, Fred	1967
MILUM, Bob	1959
MINER, Matt	1990
MINGO, Gino	1983-84-85-86
MINOR, Darryl	1979, 81
MISKO, John	1978
MITCHELL, Bennie	1986
MITCHELL, Josh	2012-13-14-15
MITCHELL, Lance	2008-09-10-11
MITCHELL, Mike	1967
MITCHELL, Nick	2015
MITOLA, Dan	1932-33-34
MOALA, Latu	2008-09
MOALA, Tevita	1999-00
MOALA LIAVA'A, Eric	2005-06
MOBLEY, Adam	2006
MOBLEY, Eric	1998-99-2000-01
MOBLEY, Greg	1970-71-72
MOE, Harold	1930-31-32
MOEVAO, Lyle	2007-08-09
MOIST, Charles	1915-16
MOMON, Elvin	1973-74
MONK, Bill	1960-61
MONSON, Scott	1985-86
MONTAGNE, Dave	1984-85-86
MONTGOMERY, Erick	1985-86-87
MONTGOMERY, Paul	1990-91-92-93
MONTGOMERY, Roger	1927-28-29
MONTIBON, Kelfi	2018
MOODY, Glenn	1935
MOORE, Frank	1911-12-13-14
MOORE, Jalen	2016-17-18
MOORE, Justin	1994-95
MOORE, Louis	1951-52
MOORE, Matt	2005-06
MOORE, Micah	1996-97-98-99
MOORE, Ralph	1946-47-48-49
MOORE, Trent	2015-16-17-18
MORALES, Shane	2007-08
MORAN, David	1996
MORAN, Mason	2017-18
MORELAND, Olvin	1962-63-64
MORGAN, Walter	1916
MORI, Jeff	1987
MOROVICK, Michael	2012-13-14
MORRIS, David	2017
MORROW, Gene	1949-50-51
MORTON, Chris	1991
MORTON, Steve	1969
MOTT, Jim	1971-72-73
MOTTER, Ben	2008, 10-11
MOUNTAIN, Robert	1935-36
MUHAMMAD, Rahim	1993-94-95-96
MULKEY, Greg	1983
MULLANEY, Richard	2012-13-14
MUNOZ, Geno	2009-10-11
MUNSON, Kurt	1987-88-89
MURDICK, Tim	1999-2000
MURPHY, James	1982-83
MURPHY, Ryan	2011-12-13-14
MURRAY, Anthony	1994-95-96-97
MUSACCO, Gary	1966
MYERS, Datanyen	1995
MYRACLE, Brian	1973

N

NAIRNE, Rob	1974-75-76
NALL, Ryan	2015-16-17
NAONE, Charles	1983-84
NAPOLION, Phillip	2016-17
NARANACHE, Dan	1954-55
NASH, Percival	1993
NASH, Roderic	1901-02-03
NAU, Sioceli	2008-09
NAVARRO, Ryan	2015-16
NEAL, Gary	1966-67

NEGRI, Frank	1955-56
NEHL, Mike	1968-69-70
NEIL, Jerry	1961-62, 64
NELONS, Derek	1988-89
NELSON, Bill	1967-68-69
NELSON, Keith	1975
NELSON, Richard	1962-63
NELSON, Steven	2013-14
NEUMANN, Gordy	1976-77
NEWCOMER, Brian	1976
NEWGARD, Jimmy	1930
NEWMAN, Meier	1915-16-17
NEWMAN, Norman	1941
NEWSON, James	2000-01-02-03
NEWTON, Joe	2003-04, 06
NEWTON, Ronald	1950
NIBBLETT, Donald	1949-50-51
NICHOLS, Aaron	2007-08-09-10
NICHOLSON, Calvin	1987-88
NICHOLSON, Trey	1987-88
NIELSEN, Derek	2011-12
NIELSEN, Jim	1983-84-85
NIELSEN, Lee	1971-72-73
NIEMI, Arvid	1948-49-50
NIENHUIS, Doug	2001-02-03-04
NIGHTENGALE, Fred	1929-30
NIHL, Frank	1936-37
NIKO, Talisua	1958
NIMZ, Terry	1970-71-72
NIRENBERG, Dave	1969-70-71
NOACK, Casey	2006-07-08
NOANE, Charles	1983-84
NOLAND-LEWIS, Cyril	2013-14-15
NOMANI, Mau	2007
NORDQUIST, Tom	1990-91
NORDSTROM, Charles	1945
NORMAN, Jamie	1985-86
NORMAN, John	1977-78
NORRIS, Slade	2006-07-08
NORRIS, Zane	2009-10
NORTHINGTON, Lavance	1984-85, 87
NORTON, James	1952
NORTON, Steve	1969-70
NOSLER, Bryce	1929

O

O'BILLOVICH, Jack	1963-64-65
O'BILLOVICH, Tony	1990-91-92-93
O'GRADY, Arthur	1962
O'NEAL, Charles	1999-2000
O'REILLY, Sefa	1997-98-99-2000
OBERSTALLER, Kevin	1980
ODEGARD, Don	1985-86-87
OETGEN, Gage	1997-98
OETTINGER, Charles	1950
OGDEN, Jarrod	1996-97
OGLESBY, Bryce	1980-81-82-83
OKONKWO, Charles	2015
OLANDER, Brennan	2008-09-10
OLDS, Charles	1966-67-68
OLDFORD, Mark	1991-92-93, 95
OLIVER, Craig	1975-76
OLMSTEAD, Glenn	1923, 25-26
OLSEN, Curt	1985-86
OLSON, Bob	1939-40
OLSON, Edward	1899
OLSON, Kurt	1992
OLSSON, Rick	1967
OMDORFF, Dave	1986-87
ORR, James	1936-37-38
ORTIZ, Ricky	2013-14-15-16
ORY, Eric	1985-86
OSBURN, Charles	1893-94-95
OSENGA, Cory	1975-76
OSHINDWO, Timi	2008, 10
OSMER, Tim	1963-64-65
OSSOWSKI, Theo	1941-42, 46
OSWALD, Tom	1970-71
OTT, Terry	1970
OVERMAN, William	1946-47-48

OVERSTREET, Torey	1989-90
OVERTON, Lee	1973-74-75-76
OVGARD, Gabe	2015
OWEN, Floyd	1928-29
OWENS, Dwayne	1990, 92
OWENS, Garrett	2014-15-16
OWENS, Jarrod	1995-96
OWENS, Lowery	1896
OWSLEY, Charles	1893

P

PA'ALUHI, David	2008-09
PAEA, Stephen	2008-09-10
PAGE, Terry	1986, 88
PAINE, Roscoe	1925
PALMA, Ryan	1992
PALMATEER, Marne	1959-60-61
PALMER, William "Pete"	1949-50-51
PALOS, Craig	1990
PANAGIS, Bob	1942
PANGLE, Harold	1932-33-34
PANKEY, Keith	2007-08-09-10
PARISH, Josh	2010-11
PARKER, Frank	1940-41-42
PARKER, Keynan	2010-11
PARKER, Mike	1984-85
PARRY, Brock	1987-88
PARRY, Joe	1982
PATAPOFF, Dave	1976-77
PATERSON, Tom	1952
PATRICK, Najji	2012-13-14-15
PATRICK, Robert	1934
PATTON, Jaimy	1980
PAUL, Scott	1972
PAULESCU, Sam	2004-05
PAULSON, Chad	1990-91-92-93
PAULSON, Dainard	1958-59
PAULSON, Joseph	1901
PAYNE, Landry	2016-17
PAYNE, Wesley	2016-17
PAYTON, Bryan	2006-07
PAYTON, Mike	2000
PEARMINE, Les	1942
PEARSON, Tym	2012
PEAT, Gregg	2006-07-08-09
PEDEN, William	1950
PEKO, Kyle	2015
PELLUM, Forrest	1980, 82
PENA, Bob	1938-39
PENA, Glenn	1985
PENDERGRASS, Frank	1906-07-08
PENDLETON, Ray	1927
PENNIMAN, Ray	1992-93
PERCOATS, Imani	1999
PEREZ, Freddie	1996-97
PERRY, Jeremy	2005-06-07
PERRY, Tyler	2008-09-10-11
PERRY, Marcus	2011-12-13
PERRYMAN, Warren	1940-41-42
PERSON, Ryan	1996
PETERS, George	1940-41
PETERS, Mike	1986
PETERS, Steve	1987
PETERSEN, Rod	1972-73-74
PETERSON, Jack	1951, 53-54
PETERSON, John	1929
PETRINI, Rico	1991-92-93-94
PETTIGREW, Eric	1978-79-80-81
PETTY, Greg	1998
PEYTON, Kent	1976-77
PHELPS, Kelly	2003-04
PHELPS, Leland	1945
PHILIPP, Michael	2009-10, 12-13
PHILLIPS, Clyde	1893-94-95, 98
PHILLIPS, Joe	1982
PHILLIPS, Miles	1895
PIERCE, Artavis	2016-17-18
PIETERS, Denny	1959-60-61
PIFER, Pete	1964-65-66
PILINGTON, Bert	1902-03-04-05

PINION, Jack	1951-52-53
PINKHAM, Don	1971
PISCITELLI, Sabby	2003-04-05-06
PITCHFORD, Reggie	1989-90
PLUMB, George	1925
PLUMEAU, Bill	1967-68
PLUMLEY, Neil	1959-60-61
POHL, Ryan	2007-08-09-10
POLAMALU, Joe	1987-88
POLK, Clinton	2006-07
POLLARD, Bob	1939
POLLARD, Jonathan	2001-02-03-04
POLLMAN, Dean	1968
POOLE, Derek	1995
POORMAN, Jay	1979
POREBSKI, Nick	2015-16-17
PORTER, Maurice	1981-82
PORTER, William	1894-95, 98
POULVAATI, Sailusi	1991-92
POWELL, Gap	1918-19-20-21
POWERS, Brandon	2004-05-06-07
POYER, Jordan	2009-10-11-12
PRAHL, Charles	1934
PRATT, Jake	2002-03
PREECE, Steve	1966-67-68
PRESCOTT, Robert	1997-98-99-2000
PRICE, DeMonty	1979-80-81, 83
PRICE, Mark	1990
PRICE, Roy	1923-24
PRIEST, Bob	1977-78
PRINCE, Colby	2009-10-11-12
PRITCHARD, Baker	2014-15-16-17
PRITCHARD, Iona	2014
PROCTOR, Bob	1941-42, 46
PUDDY, Harold	1945-46-47

Q

QUEEN, Gordon	1962-63-64
QUINN, Robert	1924-25
QUITORIANO, Teagan	2018

R

RABERN, Brian	1997
RAE, Rick	1978-79
RAMBO, Bob	1940
RAMIREZ, Larry	1995-96-97-98
RAMPONI, Arthur	1930-31
RAMSEY, Frank	1935-36-37
RANDALL, Buzz	1956-57
RASHED, Hamilcar	2017-18
RASLEY, Rocky	1967-68
RASMUSSEN, Gordon	1909-10, 12
RAY, Howard	1917
REARDEN, John	1916-17, 19
REDD, Brennan	1979-80
REDKEY, Robert	1950-51
REDWINE, Jarvis	1976
REESE, John	2006-07-08, 10
REHBERGER, John	1972-73
REICHNER, Jeremy	2018
REID, Joe	1965-66
REILING, George	1907
REIMAN, Bob	1945-46
REINHARD, Matt	1978-79-80
REMMERS, Mike	2008-09-10-11
REMMERS, Wally	1974-75-76
RENTON, Jim	1971
REYNOLDS, Brandon	1996-97
REYNOLDS, Cameron	1992-93-94-95
REYNOLDS, Charles	1909-10-11-12
REYNOLDS, Joe	1918-19
REYNOLDS, R.E.	1918-19
REYNOLDS, Rashaad	2010-11-12-13
RICH, Herbert	1922-23
RICH, Larry	1967-68-69
RICHARDSON, Neil	1945
RICHARDSON, Scott	1976, 79-80
RICHARDSON, S. Whitney	1910, 12
RICHERT, Ralph	1924-25
RICHERT, Roy	1924-25
RICHMAN, Dave	1961



RICKARD, Dan1969-70
 RIGGERT, Robert1953-54-55
 RINEARSON, Leonard1945
 RINEHART, H. Earl1903-04-05, 07
 RITCHIE, Mike1972
 RIVERA, Hank1960-61
 ROBBINS, Orile1925-26-27
 ROBERSON, Dwight2007-08-09-10
 ROBERTS, James1951, 53-54
 ROBERTS, Terrell1999-2000-01-02
 ROBERTSON, Benjamin1911-12-13
 ROBINETT, Joah2016
 ROBINS, Alfi2012-13-14-15
 ROBINSON, Darnell1997-98-99-2000
 ROBINSON, Rueben2009-10-11-12
 ROBINSON, Tony1979-80
 ROBINSON, Zack2013-14
 ROCK, James1953
 RODGERS, Jacquizz2008-09-10
 RODGERS, James2007-08-09-10-11
 RODRIGUEZ, Daniel2017-18
 RODWAY, Jim1976
 ROGERS, Brian1995-96-97-98
 ROGERS, Ed1956-57-58
 ROGERS, Kane1992-93-94
 ROGERS, Kase2018
 ROGERS, Nick1967-68
 ROHIFF, Yale1951
 ROLLINS, Vince1990-91
 ROMAINE, Trevor2011-12-13
 RONNFELDT, J.C.2003
 ROOT, Floyd1929-30-31
 ROOT, George1902-03-04-05
 ROSA, Mana2010-11-12-13
 ROSE, Pearl1901-02
 ROSS, David2008-09
 ROSS, Phil1985, 87-88-89
 ROSS, Tyler1999-2000-01-02
 ROSSELLE, Kyle1998-99-2000-01
 ROTHENFLUH, Adam2002-03-04
 ROTHWELL, Dan2000-01, 03
 ROUSE, Garth, Sr.1945, 47-48
 ROUSE, Garth, Jr.1982, 84-85
 ROUSSEL, Craig1977-78
 ROYAL, Chris1993
 ROZARIO, Dennis1964-65-66
 RUDULPH, Joe2004-05
 RUFFIN, Robert1995-96-97
 RUHL, Dick1962-63-64
 RUMBAUGH, H.G.1903-04-05
 RUPLEY, Rob1977
 RUPPE, Rudy1946-47-48-49
 RUSHING, Robert1934
 RUSSELL, Charles1914
 RUSSELL, Raymond1960-61
 RUST, Clint1993-94
 RUST, Reg1930-31
 RUTSCHMAN, Adley2016

S

SAHLFELD, Todd1988-89-90-91
 ST. LAURENT, Arcadius2003
 SAINTEN, Clemente1993-94
 SALEAUMUA, John1982
 SAMPELS, Vernon1953-54-55
 SAMUEL, Don1946-47-48
 SAMUELSON, Randy1972
 SANCHEZ, Kanan2001-02-03
 SANCHEZ, Larry1957, 59-60
 SANCHEZ, Sonny1956, 58-59
 SANDERS, Bruce1986-87-88-89
 SANDERS, Dan1972-73-74
 SANDERS, Rob1973-74
 SANDERS, Scott1986-87-88-89
 SANDERS, Zeke2010
 SANDOVAL, Vincent1998-99-2000-01
 SANDS, Deltron2015
 SANDSTROM, Jon, Sr.1966-67-68
 SANDSTROM, Jon, Jr.1990
 SAPOLU, Roman2011-12-13-14

SAULO, Caleb2013-14-15-16
 SAUNDERS, Bob1940-41
 SAUNDERS, Paul1983-84-85-86
 SAVEA, Paisa2016-17
 SAWATZKE, Alexander1993, 96-97-98
 SCALES, Brandon2003
 SCARLATA, Tony1987
 SCHEEHEAN, Tim1987
 SCHEELE, Jim1967-68-69
 SCHELL, Fred1927-28
 SCHELL, Otto1937-38
 SCHICHTLE, Nick1988-89
 SCHILLING, Dave1969-70-71
 SCHILLINGER, Tom1977-78-79
 SCHMIDTKE, Gabe1996-97-98
 SCHNEIDER, Jeff1984-85-86-87
 SCHNEIDER, Newton1949-50
 SCHROEDER, William1919
 SCHUENING, Roy2004-05-06-07
 SCHULMERICH, Wes1924-25-26
 SCHULTZ, Dan1977
 SCHULTZ, Eberle1937-38-39
 SCHULTZ, Maynard1933-34-35
 SCHULZ, Mark1990-91-92-93
 SCHUSTER, Earl1914-15
 SCHWAMMEL, Ade1931-32-33
 SCHWEER, Fred, Sr.1965
 SCHWEER, Fred, Jr.1990
 SCHWIND, George1918
 SCOGGIN, Hubert1896-97-98
 SCOTT, Chaz2003-04
 SCOTT, Chris2003
 SCOTT, Delbert1927-28-29
 SCOTT, George1926-27
 SCOTT, J.F.1900-01-02
 SCOTT, Kent1966, 68
 SCOTT, Kevin1986-87
 SCOTT, Larry2012-13-14-15
 SCOTT, Lew1964-65
 SCOTT, Millard1920, 22-23
 SCOTT, Peter1953
 SCOTT, Raymond1934-35
 SCOTT, William1899
 SEALE, Paul1961-62
 SEARLE, Ted1955-56-57
 SEARS, Victor1938-39-40
 SEAY, Jeff1982-83
 SEELY, Claire R.1920
 SEHNEM, Sean2008
 SEIGLER, Richard2000-01-02-03
 SELPH, Raymond1916-17
 SERNA, Alexis2004-05-06-07
 SEUMALO, Andrew2009-10-11-12
 SEUMALO, Isaac2012-13, 15
 SHANKLIN, Don1992, 94-95-96
 SHANNON, L.E.1906
 SHANNON, Mike1970-71-72
 SHAW, Charlie1963-64
 SHAW, Jim1911-12-13
 SHAW, Steve1967-68-69
 SHEEHY, Dick1973-74
 SHEFFOLD, Bill1949-50-51
 SHELTON, Choc1941-42
 SHELTON, Jerome1975
 SHERBERT, Jim1969-70-71
 SHERWOOD, Cecil1928-29-30
 SHIELDS, Ian1991-92-93
 SHORT, Aaron2018
 SHOW, Ralph1969-70-71
 SIEG, Dan1962-63-64
 SIEGERT, Ben2003-04-05-06
 SIEGRIST, Ron1952-53, 55
 SIEVERSON, Matt2004-05-06-07
 SIM, Tim1978, 81-82
 SIMAS, Warren1941, 46-47
 SIMMONS, Victor1978-79-80-81
 SIMON, Jay1948-49
 SIMON, Phil1971
 SIMON, Thad1986
 SIMONTON, Ken1998-99-2000-01

SINGLER, Ed1979-80-81-82
 SINGLER, Mitch2012-13
 SINYARD, Jim1961-63
 SITTON, Charles1911
 SITTON, Otto1910-11-12
 SKIEF, Andrew1953-54-55
 SKILES, Richard1950, 52
 SKOTTE, Joel2012-13
 SLONE, Tim1989-90
 SMALL, Charles1893-94-95-96
 SMALLS, Isaiah2018
 SMART, William1913
 SMITH, Alvin2003-04-05
 SMITH, Caleb2012-13-14
 SMITH, Charlie1974, 76
 SMITH, Chris1977-78-79, 81
 SMITH, Clyde1966-67-68
 SMITH, Dorian2006-07
 SMITH, Ernie1966-67-68
 SMITH, Everett1941-42
 SMITH, James1964-65
 SMITH, Jonathan1998-99-2000-01
 SMITH, Mike1978-79
 SMITH, Quinn2017-18
 SMITH, Roger1969-70-71
 SMITH, Scott2003
 SMITH, Shemar2016-17-18
 SMITH, Sterling1899
 SMITH, Steve1978, 80
 SMITH, Tim1978-79
 SMITH, Van1967
 SMITH, Wendel1975, 77
 SMITHEY, Clarence1974, 76-77
 SMYLIE, Joe1983
 SMYTH, Darius1914-15
 SNIDER, Cliff1948-49-50
 SNIDER, Paul1948-49-50
 SNIFFEN, John1954-55-56
 SOBOMEHIN, Olaniyi2004-05
 SODARO, Mike1982-83-84
 SOESMAN, Adam2015-16-17-18
 SOLO, Richard1952
 SOMMERS, John1978
 SOMMERVILLE, Tom1939-40
 SONGY, Darrell2013
 SOREAN, Brad1979
 SORENSON, Chad1999
 SOUTHERN, Jeff1979
 SOWASH, Craig1979-80-81-82
 SPADA, Fred1984-85-86
 SPEER, Adam2005-06-07-08
 SPENCER, Rickey1981-82
 SPERBECK, Marshall1979
 SPIEGELBERG, Craig1975-76
 SPIEGELBERG, Scott1972
 STACK, Brian1976-77-78-79
 STAFFELBACH, Hans1996
 STALICK, Roger1966-67-68
 STAMM, Eddie2005
 STAN, Duane1984
 STANFIELD, Hugh1932
 STANTON, Dustin2013-14-15-16
 STANWOOD, Matt1999
 STEEN, Alvin2001-02
 STEENWYK, Steve1984
 STEFFEN, Pete1988-89
 STEIWER, Karl1904
 STELLMACHER, William1963-64-65
 STEMMLER, Milton O.1894-1895
 STEMPECK, Charles1983-84-85-86
 STERLING, Leon1937-38-39
 STEVENS, Bob1942, 45-46
 STEVENS, Larry1953-54-55
 STEVENS, Tom1976-77-78
 STEVENSON, Jovan2009, 11-12-13
 STEWART, Andy2006-07
 STEWART, Fred1970
 STEWART, J.D.1992-93-94-95
 STEWART, Robert1918-19-20-21
 STEWART, Ron1972-73-74

STEWART, Vern1954
 STIMPSON, Arthur1895-96-97
 STIMPSON, Ed1895-96-97
 STINETTE, Jim1957-58-59
 STONE, Matt1985
 STOREY, Bill1950-51-52
 STOREY, Kip1979
 STOUT, Charles1927-28-29
 STRACK, Edwin1934-35-36
 STRASSER, Kevin1990-91-92
 STREMIC, Nick1999-2000-01
 STRICKLAND, Micah2006
 STRIFF, Russell1927-28-29
 STROBECKER, Sam1918-19
 STRONG, Justin2014-15
 STROUGHTER, Sammie2004-05-06, 08
 STROWBRIDGE, Jon2005-06
 STUBBLEFIELD, Willie1983-84
 STUCKEY, Doug1994-95-96
 SUCKLING, Doug1962, 64
 SULLIVAN, Mike1964-65-66
 SULLIVAN, William1960-61
 SUMMERS, Don1966-67-68
 SUMMERS, Stanley1920-21
 SUTHERLAND, Richard1935-36-37
 SUTTON, Robert1954
 SWAN, Harry1919-20
 SWANCUTT, Bill2001-02-03-04
 SWANIGAN, Kevin2004-05
 SWANSON, Brian1985-86-87-88
 SWANSON, Thomas1934-35-36
 SWARBRICK, James1947-48
 SWEEK, John1901
 SWIFT, Derald1957-58-59
 SYKES, Kelron1994, 97-98
 SYKES, Robert1997-98-99-2000

T

TAFT, Gene1950-51
 TAGGART, Lawrence1924
 TAGO, Matthew2018
 TAGO, Noke2013-14-15-16
 TALAMANTES, Jeff1986-87
 TALATANA, Toalei1994-95, 98-99
 TAROLI, Ray1971, 73-74
 TARVER, Zach2005-06
 TAUHAO, Sosaia2015-16
 TAUMOELAU, Doug2017-18
 TAYLOR, Brian1987-88
 TAYLOR, Claret1952
 TAYLOR, Johnny1975
 TAYLOR, Kenny1981-82-83-84
 TAYLOR, Kolby2018
 TAYLOR, Mike1973-74
 TAYLOR, Tony1992
 TEATS, Grant1937-38-39
 TEBB, Fred1922-23-24
 TEED, Brian1992
 TE'O, Shiloah2011
 TERRELL, James1981-82-83
 TERRELL, Ralph1893-94-95-96
 TERRY, Ben2008-09
 TERRY, Mike1982-83
 THARP, Henry1902
 THARP, Jesse1896
 THEUS, Robert1998-99
 THIEL, Donald1957-58-59
 THIEL, Norman1954-55-56
 THOMA, Mike1981, 83
 THOMAS, Aaron1958-59-60
 THOMAS, Adam1993-94
 THOMAS, Johan2001
 THOMAS, John1949-50-51
 THOMAS, John E.1961
 THOMAS, Robb1985-86-87-88
 THOMAS, Sedrick1991, 93-94-95
 THOMAS, Tyler2000
 THOMPSON, Brad1993-94-95-96
 THOMPSON, Coquelle1928-29-30
 THOMPSON, "Drip"1918-19



THOMPSON, Elmer 1915
 THOMPSON, Frank 1910
 THOMPSON, George 1957-59
 THOMPSON, Scott 1989-90
 THOMPSON, Tavita 2005-06-07-08
 THOMPSON, Wayne 1975
 THORNTON, Brian 1997
 THURSTON, Jabez 1896-97-98-99
 TOBERG, Jeff 1972
 TOBEY, Carl 2001-02-03
 TODD, Andre 1982-83-84-85
 TODD, John 1970-71-72
 TOGIAI, Noah 2015-16-17-18
 TOMICH, Joseph 1938-39-40
 TOMICH, Tyler 1997-98
 TOMMASINI, Caleb 2004
 TOMPKINS, Roddy 1996-97-98-99
 TOMSHECK, William 1932-33-34
 TONGUE, Reggie 1992-83-94-95
 TORRES, Dan 1998, 2000-01
 TORSET, Don 1981
 TOTTEN, Benjamin 1911
 TOUSEY, Reginald 1921-22-23
 TRAPP, Scott 1976-77
 TREMEROLI, John 1987
 TRIMMER, Seth 1999-2000-01-02
 TROTTER, Fred 1950-51
 TRUITT, Mike 1983
 TSOUTSOUVAS, John 1938-39
 TUAOLO, Esera 1987-88-89-90
 TUCKER, Dewey 1988-89
 TUFAGA, Isaiah 2018
 TUJMALEALIFANO, Tonu 2009
 TUJMAUNEI, Suaesi 2007-08-09-10
 TUIVAIALA, Mana 2011
 TULIKIHIFID, Brian 2000-01
 TUMA, Erik 1999-2000-01-02
 TURNBULL, Jack 1969-70-71
 TURNER, Lawrence 2002-03
 TUTTLE, Loren 1930-31-32
 TWENGE, Dick 1946-47-48-49
 TWITCHELL, Ralph 1927-28
 TYCER, Roy 1910
 TYLER, Calvin 2017
 TYNER, Thomas 2017

U

UGWOEGBU, Bright 2015-16-17
 'UNGA, Devin "Uani" 2009-10
 'UNGA, Kevin "Feti" 2009-10-11-12
 UNUTOA-WHITSON, Shemiah 2016
 USSERY, Marvin 1952

V

VAILLANCOUR, Richard 1947-48-49
 VAKAMEILALO, Kalani 2015-16-17-18
 VALLEY, Wayne 1934-35
 VALLEY, Wayne P. 1964-65-66
 VAN HOESEN, Robert 1918
 VAN METER, Kurt 1997
 VAN ORSOW, Jeff 2004-05-06-07
 VANDERBUNDT, Skip 1965-67
 VANDERVEEN, Brent 2015
 VANDERWALL, Dennis 1976-77
 VANDIVER, Jason 2005-06
 VANDIVER, Ray 1939
 VANLOM, Richard 1953-54
 VAVE, Walker 2008-09-10
 VAZ, Cody 2010-11-12-13
 VEIT, Chris 1969-70-71
 VENTURINE, Mark 1991
 VETTRUS, Tom 1987-88
 VILLAMIN, Jordan 2014-15-16-17
 VIMONT, Dwight 1925
 VLADIC, Larry 1986-87-88-89
 VOGEL, Ron 1977, 80-81-82
 VON DER HELLEN, George 1903

W

WADDELL, Jerrrell 1989
 WADE, Joe 1957

WAGNER, Don 1922
 WAGNER, Henry 1922
 WALETICH, Mark 1966-67-68
 WALFORD, Kieron 1976-77-78-79
 WALKER, Dow 1903-04-05
 WALKER, Jim 1973-74, 76-77
 WALKER, Kevan 2009-10
 WALKER, Ozburn 1916
 WALKER, Rae Mike 1904
 WALKER, Ricky 1997-98-99-2000
 WALKER, Uda 1990
 WALLACE, Edwin 1908-09
 WALLE, Shane 2015
 WALLING, Jason 1991-92
 WALSH, Mark 1998-99-2000-01
 WALSH, Tom 1980-81
 WALTERS, Fred 1895-96-97, 99
 WANN, E.F. 1902
 WARD, Dallas 1924-25-26
 WARD, Dee 1977-78-79-80
 WARD, Terron 2011-12-13-14
 WARD, Tom 1931-32
 WARD, Vern 1976-77
 WARK, Jacob 2014
 WARNER, Tim 1972-73-74
 WARREN, Derek 1979-80-81-82
 WARREN, Mark 1975-76
 WASHBURN, Herb 1961
 WASHINGTON, Booker 1962-63-64
 WATKINS, Anthony 2009-10-11-12
 WATKINS, Brian 2010-11-12
 WATKINS, Cliff 1963-64-65
 WATSON, Larry 1968-69
 WATSON, Moku 2018
 WATSON, Paul 1912
 WATTERS, Mike 1960-61
 WATTS, John 1935-36-37
 WEATHERSBY, Dennis 1999-2000-01-02
 WEAVER, Howard 1935-36
 WEBSTER, Gordie 1971-72
 WEBSTER, Robert 1916-17
 WEDIN, Vernon 1936
 WEDLOW, Marty 1979-80
 WEINREICH, Garrett 2013-14
 WEIS, Daniel 2005-06
 WEISNER, John 1992-93-94
 WELCH, Don 1966
 WELDON, Jeremy 2002-03-04-05
 WELLS, Aaron 1996-97-98-99
 WELLS, Dan 1976-77-78
 WELLS, Doug 1968
 WELLSFRY, Brock 2018
 WELSH, Dan 1974-75
 WENDLICK, Joe 1936-37-38
 WENSTRAND, Arlo 1954-55
 WERNMARK, Kneut 1924-25-26
 WESLEY, David 1955
 WESLEY, Sam 1955
 WEST, William 1951-52
 WESTERBERG, Nick 1977-78-79-80
 WESTFALL, Ray 1954-55
 WHEATON, Markus 2009-10-11-12
 WHEELER, Chris 1945
 WHETZEL, Kee 2017-18
 WHITE, Alvin 1973-74
 WHITE, Dave 1976, 78
 WHITE, Isaac 1998-99
 WHITE, Jason 1998-99
 WHITE, Kyle 2016-17
 WHITE, Mike 1967-68-69
 WHITE, Mitch 1999-2000
 WHITEHEAD, William 1961
 WHITEN, Harvey 2003
 WHITLOCK, Melvin 1926-27-28
 WHITNEY, Don 1967-68-69
 WHITTLE, Leroy 1961-62-63
 WICKETT, Lloyd 1940-41-42
 WICKS, Butch 1970-71-72
 WILCOX, LaMar 1942
 WILHELM, Erik 1985-86-87-88

WILKES, Marlon 1895, 1902
 WILKIN, Jim 1964-65-66
 WILKINSON, Jerry 1975-76-77-78
 WILLARD, Aidan 2018
 WILLIAMS, Aric 2001-02-03-04
 WILLIAMS, Bruce 1961-62-63
 WILLIAMS, DeShawn 1995-96-97
 WILLIAMS, Dowell 1986-87-88-89
 WILLIAMS, Dwayne 2015-16-17-18
 WILLIAMS, Floyd 1902-03-04-05
 WILLIAMS, Horner 1954-55
 WILLIAMS, Jerome 1976-77-78
 WILLIAMS, Josh 2011-12
 WILLIAMS, LaMone 2015, 17-18
 WILLIAMS, Lewis 1952-53-54
 WILLIAMS, Marc 1993-94-95-96
 WILLIAMS, Oscar 1974-75-76
 WILLIAMS, Reggie 1977-78-79-80
 WILLIAMS, Richard 1916-17
 WILLIAMS, Sean 1995
 WILLIS, Curtis 1991-92-93
 WILLIS, Jonathan 2015-16-17-18
 WILLIS, Justin 1978-79
 WILSON, Bernie 1983-84
 WILSON, Dennis 1982
 WILSON, Herb 1981-82-83
 WILSON, Jim 1980-81
 WILSON, John 1916
 WILSON, Lew 1977-78-79-80
 WILSON, Maurice 1989-90-91-92
 WILSON, Shawn 2016-17-18
 WILSON, Tony 2010-11
 WILY-MATAGI, Tuli 2016-17
 WINCHESTER, Billy 1971-72
 WINKLER, Larry 1974-75-76-77
 WINNE, C. Burton 1922
 WINTON, Norm 1964
 WISMER, Brent 2003
 WISNER, Wally 1982-83
 WITHERSPOON, Brent 1972
 WITHROW, James 1951-52-53-54
 WITTE, John 1951-52, 55-56
 WOERNER, Jack 1934-35
 WOLF, Ernest 1918
 WOLFF, Carl 1906-07-08-09
 WOMACK, Clarence 1950-51-52
 WOOD, Dan 1973-74-75
 WOOD, Herman 1920
 WOODCOCK, C.H. 1902, 05
 WOODMAN, Raymond 1934
 WOODRUFF, Bruce 1975
 WOODS, Scott 1970-71-72
 WOODS, Storm 2012-13-14-15
 WOODSON, Adrian 1995-96-97
 WOODWARD, Earl 1958-59-60
 WOODWORTH, Warren 1963
 WORTH, Jeff 1973-74, 76-77
 WRIGHT, Aaron 1997-98-99-2000
 WRIGHT, Doug 1983-84-85
 WRIGHT, Dwight 2001-02-03-04
 WRIGHT, Nate 2005
 WRIGHT, Scott 1990
 WROBLICKY, Phil 1973-74-75
 WYNN, Dylan 2011-12-13-14

Y

YEAGER, F. DeWitt 1914-15
 YECHOUT, Greg 1990
 YLINIEMI, Kirk 2001-02-03
 YORK, Clayton 2009-10-11-12
 YOSHIHARA, Jack 1941
 YOUNCE, Leonard 1938-39-40
 YOUNG, John 1992-93-94
 YOUNG, Julius (J.J.) 1991-92-93-94
 YOUNG, Kellen 1980
 YOUNG, Sales 1928-29-30
 YOUNGQUIST, Mike 1960, 62

Z

ZACKERY, Earl 1989-90
 ZAHLER, Byron 1976

ZAROSINSKI, Donald 1949-50-51
 ZELLICK, Dan 1969-70-71
 ZELLICK, George 1940-41-42
 ZIELASKOWSKI, Orville 1941-42
 ZIMMERMAN, Tyraquek 2011-12-13-14
 ZWAHLEN, Ernie 1954, 56

Note: Any additions or corrections are appreciated. Please contact the Oregon State University Athletics Communications Office with the information.



The home of the Oregon State University Beavers has had over \$200 million in fiscal improvements completed since the 2005 season. The east side of the complex houses some of the finest amenities in all of college and NFL football, including the popular Club and Loge, and a new playing surface (FieldTurf) was installed prior to the 2012 season. Prior to the 2016 season the popular Terrace was introduced to Reser Stadium providing a unique fan experience showcasing the state's premier food and beverage. In 2017 the expanded Valley Football Center opened to further modernize the on-campus Reser Stadium.

Over the last 10 years the capacity of the stadium has increased by 11,000 and now features some of the best viewing in all of college football.

The OSU student-body sits directly behind the Beavers' bench along the east sidelines, with passionate fans in other sections. One of the unique aspects of the stadium is that the seating is close to the field, giving OSU a distinct home field advantage.

That home field advantage has helped the Beavers score some of the program's biggest wins in recent seasons, including snapping USC's 27-game Pac-10 Conference win streak in 2006 and then defeating the No. 1 Trojans in 2008.

Reser Stadium was originally known as Parker Stadium until June 14, 1999. At that time Al and Pat Reser of Beaverton, Ore., made a personal seven-figure gift to OSU athletics.

The stadium, which is located on the south side



Karl Maasdam

of campus, was originally built in 1953 at a cost of \$330,463.19 with a seating capacity of 28,000. Following the 1965 Rose Bowl, additional end zone bleacher seats were added to raise the capacity to 33,000. The stadium was expanded to 40,593 in 1967 with a new addition to the west side, including a new press box. Stadium capacity was reduced in 1990 as a result of the construction of the original Valley Football Center. In June of 1996, an enlarged

Valley Football Center opened. The stadium's capacity is now 43,363.

Reser Stadium has become a shining monument for not only Athletics, but the entire University. "Beaver Nation" has embraced the upgrades to the facility that has become a source of pride for all of Oregon State University.



Karl Maasdam



Dave Nishitani

RESER STADIUM

Built: 1953

First Game: November 14, 1953 vs. Washington State

First Victory: November 14, 1953 vs. Washington State (7-0)

First Touchdown: Chuck Brackett (OSU) 1-yard run vs. Washington State, Nov. 14, 1953

First Touchdown Passing: John Hermann from Douglas Bradley (UCLA), October 23, 1954

First 100-yard Rusher: Ralph Carr (OSU) 107 yards vs. Washington State, Nov. 14, 1953

Biggest Crowd: 47,249 vs. Oregon, 2012

100th Victory: Aug. 28, 2003 vs. Sacramento State (40-7)

VALLEY FOOTBALL CENTER

Built: 1990

Expanded: 1996 & 2016

Remodel and Expansion Cost: \$42 million

Amenities: The Valley Football Center, the hub of the Beaver football team, re-opened in time for the 2016 season. The transformational Victory Through Valley project added 37,870 square feet and renovated 25,830 square feet of previously existing space. The renovation expanded the players' locker room, coaches' locker room, sports medicine area and equipment area. It renovated the coaches' offices, meeting rooms and players' lounge as well as creating a new media center, a barber shop, lobby, hall of fame area and an auditorium.





Karl Maasdam

TOMMY PROTHRO FOOTBALL COMPLEX

Renovated: 2012

Size: 2 full-size practice fields

Surface: The grass surface was replaced with FieldTurf during the spring of 2012 and now provides the Beavers with an outdoor practice facility that is usable year-round. Lights were also installed in the most recent renovation.



MERRITT TRUAX INDOOR CENTER

Built: 2001

Size: 85,000 square feet

Surface: FieldTurf

Cost: \$12 million



Karl Maasdam


BETH RAY CENTER FOR ACADEMIC SUPPORT

Built: 2012

Size: 30,000 square feet

Cost: \$14 million

Amenities: The three-story complex, opened in the summer of 2012, is adjacent to athletic facilities and numerous residence halls. It features classroom space, a computer laboratory, study lounge and commons area, as well as counseling offices, meeting rooms and tutorial spaces.



SPORTS PERFORMANCE CENTER

Built: 2008

Size: 20,000 square feet

Cost: \$16 million

Amenities: The \$16 million dollar facility opened May 1, 2008 to rave reviews from the entire roster of student-athletes on campus and received a \$3.5 million remodel in late summer of 2019. The recent additions include all new equipment, a Gatorade Fuel Bar, overall rebranding, and other physical improvements that enhances OSU's Sports Performance staff's ability to physically train the school's 500-plus student-athletes. One of the biggest benefactors is the football team with the enhanced weight stations and other training areas.

SAMARITAN SPORTS MEDICINE CENTER

Built: 2014

Size: 17,000 square feet

Amenities: The Samaritan Sports Medicine Center, opened in late 2014. The 17,000-square-foot center on the campus of Oregon State University is located between Reser Stadium and the Merritt Truax Indoor Center.

Clinic operations are led by Douglas Aukerman, MD, a sports medicine physician who serves as Director of Sports Medicine for Samaritan Health Services and Senior Associate Athletic Director for sports medicine at OSU.

The center provides diagnostic and treatment services, and serves as a site for student internships, training and research. Samaritan operates the facility on land leased from OSU.

"This project enhances the university's academic and research mission, particularly in the areas of athletic training and exercise and sports science," said Ed Ray, president of Oregon State University, at the dedication ceremony.

"We are fortunate to have a comprehensive health care partner in our community that offers board-certified and fellowship-trained sports medicine specialists, as well as a broad complement of professional staff and support for training and research."



Karl Maasdam



OREGON STATE UNIVERSITY

Oregon State is an international public research university that draws people from all 50 states and more than 100 countries. We go wherever the challenges are, push ourselves to the very edge of what's known and keep going. We are determined to forge solutions. We are diverse and welcoming. We embrace our responsibility to Oregon and the world, building a future that's smarter, healthier, more prosperous and more just. We see what could be and have worked relentlessly to make it so since 1868.

Oregon State is Oregon's largest public research university with 11 colleges, 15 Agricultural Experiment Stations, 35 county Extension offices, the Hatfield Marine Science Center in Newport, OSU-Cascades in Bend and new academic programs in Portland. We have a presence in each of Oregon's 36 counties, a statewide economic footprint of \$2.371 billion and an impact that reaches across the state and beyond.

ACADEMICS

Oregon State University's outstanding faculty and academic programs consistently attract more high achieving students than any other school in Oregon. We offer more than 200 undergraduate and 100 graduate degree programs through our 11 colleges, the graduate school and the Honors College, one of only a handful of degree-granting honors programs in the U.S.

- The Center for World University Rankings places Oregon State in the top 1 percent of degree-granting institutions of higher education in the world.
- The Princeton Review lists Oregon State among the top 125 colleges in the western U.S.
- Oregon State's programs in forestry, oceanography, marine biology, natural resources, agriculture, computer science and robotics are ranked among the best in the U.S. and the world.
- U.S. News & World Report has ranked Oregon State's Ecampus in the top 10 for online bachelor's degree programs the last five years in a row.

RESEARCH

Oregon State University earned \$382 million in external research funding in the 2018 fiscal year, it's second-best year ever. Oregon State is one of only two land, sea, space and sun grant institutions in the U.S. and is the only university in Oregon to have earned both Carnegie Classifications for Highest Research Activity and Community Engagement. We are recognized for both scholarly achievement and the direct impact of applied development, fulfilling the land-grant mission to serve the public good.

The OSU research agenda, integrated with our strategic plan, guides faculty inquiry in three signature areas:

- Advancing the science of sustainable earth ecosystems
- Improving human health and wellness
- Promoting economic growth and social progress

Oregon State's researchers are top-ranked in their fields, hold leadership positions in international and national professional organizations and have earned prestigious honors.



Weatherford Hall

LEARN MORE ABOUT OREGON STATE UNIVERSITY AT www.oregonstate.edu

**DR. EDWARD RAY****UNIVERSITY PRESIDENT**

17th year at Oregon State

Education: Queens College (CUNY), 1966 - B.S., Mathematics; Stanford University, 1969 - M.S. Economics; Stanford University, 1971 - D.S. Economics

Dr. Edward J. Ray became president of Oregon State University on July 31, 2003. Dr. Ray is OSU's 14th president and is Oregon's longest-serving public university president. He has announced that he will step down in June 2020, and a nationwide search for a new president is underway.

Under Dr. Ray's leadership, OSU has completed and updated a visionary campus-wide strategic plan that has served as the framework for the university's development in profound and historic ways.

President Ray partnered with the OSU Foundation to launch the university's first comprehensive fundraising campaign. The public phase of the campaign was launched in October 2007 with an initial goal of \$625 million. By the end of the Campaign for OSU on December 31, 2014, its total reached \$1.14 billion, including nearly \$189 million for scholarships and fellowships, 79 newly endowed faculty positions, and funding for key scientific and learning facilities like the Lois Bates Acheson Veterinary Teaching Hospital, the Hallie Ford Center for Healthy Children and Families, the Linus Pauling Science Center, the International Living-Learning Center, a renovated Furman Hall for the College of Education, the Graduate Studies Center at OSU-Cascades and four new student cultural resource centers.

Mindful of OSU's commitment to the people of Oregon, Dr. Ray has overseen the implementation of dual-enrollment agreements with all 17 of the state's community colleges, making it easier for students to complete four-year degrees. He also has taken a leadership role in fostering a more seamless PreK-20 system, working with area school superintendents, community college leaders and university colleagues to strengthen institutional connections and enhance the student experience from kindergarten through college. Dr. Ray also helped to usher in a new era of cooperation between Oregon's public universities. In Central Oregon, OSU-Cascades moved to its own campus in 2016, creating a robust four-year branch university campus, thanks to strong state, community and philanthropic support.

Dr. Ray's leadership extends within many organizations. He has served on boards of the American Council on Education, the Association of Public Land-grant Universities and Oregon Special Olympics. In recognition of his contributions to higher education regionally, he received the 2013 CASE District VIII Leadership Award.

Dr. Ray was a member of the economics faculty at The Ohio State University from 1970 to 2003, serving as economics department chair from 1976 to 1992. He served as associate provost from 1992 to 1993, senior vice provost and chief information officer from 1993 to 1998 and executive vice president and provost from 1998 to 2003.

His research interests include the history of protectionism in the United States, the determinants of U.S. foreign direct investment and foreign direct investment in America, the structure of tariff and non-tariff trade barriers in the U.S. and abroad, and the adoption of the Social Security system. His work has been published in *The American Economic Review*, *The Journal of Political Economy*, *The Quarterly Journal of Economics*, *The Review of Economic Studies*, *The Review of Economics and Statistics* and other leading journals. He has co-authored a principles text, and his book, "U. S. Protectionism and the World Debt Crisis," was published by Quorum Press in 1989.

Dr. Ray received his undergraduate degree in mathematics from Queens College (CUNY) in 1966, graduating cum laude and Phi Beta Kappa. He earned his master's in economics in 1969 and his doctorate in economics from Stanford, in 1971.

Dr. Ray's wife, Beth, passed away in March 2014. He has three children and three grandchildren.



SCOTT BARNES

VICE PRESIDENT/DIRECTOR OF ATHLETICS

Third year at Oregon State

Hometown: Spokane, Washington

Education: Fresno State, 1986 - B.S. Physical Education; Fresno State, 1993 - M.S. Sports Administration and Physical Education

Family: Wife, Jody; children Milanna and Isaac

"Scott (Barnes) has demonstrated, everywhere he's been, that he is committed to helping student-athletes be among the very best at whatever they chose to do academically and on the field. It was clear to me as we moved forward the person we needed to lead us where we aspire to go is Scott Barnes. He is a proven performer in exciting fans and alumni."

That statement was delivered by Oregon State University President Dr. Ed Ray as he officially introduced Barnes as the Beavers' Vice President and Director of Athletics on Dec. 22, 2016.

In Barnes' relatively short tenure, OSU Athletics has already made significant strides academically and athletically. In his first two full years at OSU student-athletes have been selected to the Pac-12 Conference Academic teams 288 times, the department continues to register record cumulative GPAs every term, the Valley Football Center officially opened and the popular Fan Experience Committee was created. In addition, he has increased the emphasis on fundraising and developing a sustainable business model that will ensure Beaver Athletics continues to progress and thrive, and debuted the BUILD THE DAM Strategic Plan to guide the program forward for future years.

Facilities has been the forefront of Barnes' leadership at OSU. He has spearheaded facility projects that include a \$3.5 million refresh of the Sports Performance Center, completion of phase II of the Valley Football Center, a remodel of the women's basketball locker room, and the construction of Casey Corner at Goss Stadium at Coleman Field, among other projects.

Barnes has made numerous strategic hires with the Beavers' intercollegiate programs, including head football coach Jonathan Smith, head men's soccer coach Terry Boss, head women's rowing coach Kate Maxim, head track and field/cross country coach Louie Quintano, head baseball coach Mitch Canham, and head women's soccer coach Matt Kagan.

"We are building for stability and sustainability in all of our programs, and to create a vision that excites and inspires all of Beaver Nation," Barnes said.

As part of the overall university administration, Barnes serves on several key committees and represents OSU at the Pac-12 Conference and NCAA levels. The two-time Far West Region Athletic Director of the Year recently spent five years on the NCAA Men's Basketball Committee (Chair for 2014-15). As of Feb. 1, 2018, he serves on the following Pac-12 committees: the Nomination Committee, the Director's Revenue Share Committee, the Men's Basketball Strategic Planning Committee, the Global Strategic Planning Ad Hoc Committee, and the Men's Basketball Tournament Subcommittee. In addition, he is a faculty member on the Lead 1 Athletic Directors Association and in January 2018 he was one of four Director of Athletics in the country to visit Asia on a Nike sponsored trip.

Barnes has spent nearly three decades in athletics administration, and is approaching 20 years as an athletics director. He arrived back to his native Pacific Northwest from the University of Pittsburgh, where he served as the Panthers' Director of Athletics for nearly two years. Pittsburgh achieved high success academically and athletically that included bowl trips, conference titles and record academic achievements.

Prior to Pitt, Barnes headed the Utah State University athletics program from 2008-15 as Director of Athletics and was promoted to Vice President in 2012. While at Utah State, the Aggies experienced unprecedented success that included multiple bowl trips in football, 20 league titles and a successful transition to the Mountain West Conference.

Barnes has also served as the Director of Athletics at Eastern Washington University and Humboldt State University. In addition, he has held various athletics roles at the University of The Pacific, the University of San Diego, Iowa State University and the University of Washington. He also has experience in corporate business and professional basketball.

The Spokane native graduated from Fresno State with a bachelor's degree in 1986 and a master's degree in athletics administration and physical education in 1993. A basketball letterman under coach Boyd Grant, he helped the Bulldogs advance to two NCAA Tournaments and two NITs. Barnes was a second-team all-conference player as a senior before playing professionally in Germany.



The Barnes family (clockwise from the top), Scott, Milanna, Isaac and Jody.

He and his wife, Jody, have two children: Daughter, Milanna, and son, Isaac, a member of the Beaver men's basketball team. In addition, the family dog is appropriately named Benny (OSU's mascot is Benny Beaver).

Barnes' accomplishments as the Vice President and Director of Athletics at Oregon State:

- Led search that yielded head coaches Jonathan Smith (football), Mitch Canham (baseball), Kate Maxim (women's rowing), Louie Quintano (track and field/cross country), Terry Boss (men's soccer), and Matt Kagan (women's soccer).
- The baseball team won the 2018 College World Series title.
- Ten teams participated in postseason for the 2017-18 academic year.
- OSU's student-athlete population continues to set school records for cumulative GPAs.
- Developed Strategic and Facilities Master Plans.
- Oversaw final fundraising in the \$42 million Valley Football Center project.
- Spearheaded remodel and expansion of Goss Stadium at Coleman Field (2018-19), the Sports Performance Center (weight room), the Valley Football Center and the OSU Softball Complex.
- Led revamp of Our Beaver Nation; the fundraising arm for Athletics within the OSU Foundation.
- Spearheaded OSU's first Fan Experience Committee to improve all aspects of the game-day experience at Gill Coliseum, Reser Stadium, Goss Stadium at Coleman Field, the Whyte Track and Field Center and the OSU Softball Complex.
- Developed a business model to ensure OSU Athletics' continues to provide student-athletes with the best experiences possible through personnel, facilities, and academic support.

EXPERIENCE

Oregon State - Dec. 22, 2016 - present; Vice President/Director of Athletics

Pittsburgh - 2015-2016 - Director of Athletics

Utah State - 2012-2015 - Vice President/Director of Athletics

Utah State - 2008-2012 - Director of Athletics

Washington - 2005-2008 - Senior Associate A.D.

Eastern Washington - 1999-2005 - Director of Athletics

Humboldt State - 1997-1999 - Director of Athletics

Iowa State - 1995-1997 - Associate Athletic Director for Development

Iowa State - 1994-1995 - Director of Athletic Development

University of the Pacific - 1991-1994 - Associate Athletic Director for External Affairs

UoP Athletic Foundation - 1990-1994 - Executive Director

San Diego - 1989-1990 - Director of Athletic Development

Fresno Flames - 1988-1989 - General Manager

Renberg-Hamill, Inc. - 1986-1988 - Marketing

ASC Gottingen (Professional Basketball) - 1985-1986



OSU ATHLETIC DIRECTORS

T.P. "Ted" Cramer	1918-19
Jimmy Richardson	1919-22
Carl Lodell	1922-32
Percy Locey	1937-47
R.S. "Spec" Keene	1947-64
Slats Gill	1964-66
Jim Barratt	1966-76
Dee Andros	1976-85
Lynn Snyder	1985-90
Dutch Baughman	1990-97
Mitch Barnhart	1997-2002
Bob De Carolis	2002-15
Todd Stansbury	2015-16
Scott Barnes	Dec. 2016-present





COLLEEN BEE
Faculty Athletic Representative




DAN BARTHOLOMAE
Deputy Athletics Director /
Capital Projects & Internal
Operations



ZACK LASSITER
Deputy Athletic Director /
External Operations



MARIANNE VYDRA
Deputy Athletics Director /
Administration /
Senior Woman Administrator



DR. DOUG AUKERMAN
Senior Associate
Athletic Director /
Sports Medicine



PAT CASEY
Senior Associate
Athletic Director /
Special Assistant to VP/AD



ALEX GARY
Senior Associate
Athletic Director /
Development



KIMYA MASSEY
Senior Associate
Athletic Director /
Student-Athlete Development



KYLE PIFER
Senior Associate
Athletic Director /
Compliance



KYLE BJORNSTAD
Associate Athletic Director /
Chief of Staff



JACQUE BRUNS
Associate Athletic Director /
Business Operations



RYAN BUCHER
Associate Athletic Director /
Facilities & Event Management
Generation



SARA ELCANO
Associate Athletic Director /
Fan Engagement & Revenue



STEVE FENK
Associate Athletic Director /
Athletic Communications



DR. KATE HALISCHAK
Associate Athletic Director /
Academics



RUSSELL HOUGHTALING
Associate Athletic Director /
Ideation



JEFF MACY
Associate Athletic Director /
Sports Performance



MEGAN LAWRENCE
Administrative Assistant /
Executive Athletic Operations





X
X X X X X X X X
O O O O O O O
O
O

WATCH PAC-12 FOOTBALL ON



NETWORKS

X
X
O



X
X X X X X X X X
O O O O O O O
O
O

2019 COMPOSITE PAC-12 SCHEDULE

Sat., Aug. 24		
ARIZONA at Hawai'i	7:30 pm	CBSSN
Thur., Aug. 29		
UCLA at Cincinnati	4 pm	ESPN
Kent State at ARIZONA STATE	7 pm	P12N
UTAH at BYU	7:15 pm	ESPN
Fri., Aug. 30		
COLORADO vs. Colorado State (1)	7 pm	ESPN
Oklahoma St. at OREGON STATE	7:30 pm	FS1
Sat., Aug 31		
Eastern Washington at WASHINGTON	12 pm	P12N
Northwestern at STANFORD	1 pm	FOX
UC Davis at CALIFORNIA	3:30 pm	P12N
OREGON vs. Auburn (2)	4:30 pm	ABC
New Mexico State at WASHINGTON ST.	7:00 pm	P12N
Fresno State at USC	7:30 pm	ESPN
Fri., Sept. 6		
Sacramento State at ARIZONA STATE	7 pm	P12N
Sat., Sept. 7		
Northern Illinois at UTAH	10 am	P12N
Nebraska at COLORADO	12:30 pm	FOX
San Diego State at UCLA	1:15 pm	P12N
Northern Colorado at WASHINGTON ST.	2 pm	P12WA
Nevada at OREGON	4:30 pm	P12N
STANFORD at USC	7:30 pm	ESPN
CALIFORNIA at WASHINGTON	7:30 pm	FS1
Northern Arizona at ARIZONA	7:45 pm	P12N
OREGON STATE at Hawai'i	TBD	TBD
Fri., Sept. 13		
WASHINGTON STATE vs. Houston (3)	6:15 pm	ESPN
Sat., Sept. 14		
Air Force at COLORADO	10 am	P12N
USC at BYU	12:30 pm	
	ABC or ESPN or ESPN2	
STANFORD at UCF	12:30 pm	
	ABC or ESPN or ESPN2	
ARIZONA STATE at Michigan State	1 pm	FOX
North Texas at CALIFORNIA	1:15 pm	
	P12N or P12BA	
Cal Poly at OREGON STATE	1:15 pm	
	P12N or P12OR	
Idaho State at UTAH	1:15 pm	
	P12N or P12M	
Hawai'i at WASHINGTON	4:30 pm	P12N
Oklahoma at UCLA	5 pm	FOX
Texas Tech at ARIZONA	7:30 pm	ESPN
Montana at OREGON	7:45 pm	P12N

Fri., Sept. 20		
UTAH at USC	6 pm	FS1
Sat., Sept. 21		
COLORADO at ARIZONA STATE		
UCLA at WASHINGTON STATE		
CALIFORNIA at Ole Miss	TBD	ESPN
OREGON at STANFORD		
WASHINGTON at BYU	TBD	ESPN
Fri., Sept. 27		
ARIZONA STATE at CALIFORNIA	7:30 pm	ESPN
Sat., Sept. 28		
UCLA at ARIZONA		
USC at WASHINGTON		
WASHINGTON STATE at UTAH		
STANFORD at OREGON STATE		
Sat., Oct. 5		
ARIZONA at COLORADO		
OREGON STATE at UCLA		
CALIFORNIA at OREGON		
WASHINGTON at STANFORD		
Fri., Oct. 11		
COLORADO at OREGON	7 pm	FS1
Sat., Oct. 12		
WASHINGTON at ARIZONA		
WASHINGTON STATE at ARIZONA STATE		
USC at Notre Dame	4:30 pm	NBC
UTAH at OREGON STATE		
Thu., Oct. 17		
UCLA at STANFORD	6 pm	ESPN
Sat., Oct. 19		
ARIZONA at USC		
ARIZONA STATE at UTAH		
COLORADO at WASHINGTON STATE		
OREGON at WASHINGTON		
OREGON STATE at CALIFORNIA		
Fri., Oct. 25		
USC at COLORADO	6 pm	ESPN2
Sat., Oct. 26		
ARIZONA at STANFORD		
ARIZONA STATE at UCLA		
CALIFORNIA at UTAH		
WASHINGTON STATE at OREGON		

Sat., Nov. 2		
OREGON STATE at ARIZONA		
OREGON at USC		
COLORADO at UCLA		
UTAH at WASHINGTON		
Fri., Nov. 8		
WASHINGTON at OREGON STATE	7:30 pm	FS1
Sat., Nov. 9		
USC at ARIZONA STATE		
STANFORD at COLORADO		
WASHINGTON STATE at CALIFORNIA		
Sat., Nov. 16		
ARIZONA at OREGON		
ARIZONA STATE at OREGON STATE		
USC at CALIFORNIA		
UCLA at UTAH		
STANFORD at WASHINGTON STATE		
Sat., Nov. 23		
UTAH at ARIZONA		
OREGON at ARIZONA STATE		
UCLA at USC		
WASHINGTON at COLORADO		
OREGON STATE at WASHINGTON STATE		
CALIFORNIA at STANFORD		
Fri., Nov. 29		
WASHINGTON STATE at WASHINGTON	1 pm	FOX or FS1
Sat., Nov. 30		
ARIZONA at ARIZONA STATE	TBD	
	ABC or ESPN or ESPN2	
CALIFORNIA at UCLA		
COLORADO at UTAH		
Notre Dame at STANFORD		
OREGON STATE at OREGON		
Fri., Dec. 6		
Pac-12 Football Championship Game (4)5 pm		ABC
Neutral Sites:		
(1) Broncos Stadium at Mile High, Denver, Colo.		
(2) AT&T Stadium, Arlington, Texas		
(3) NRG Stadium, Houston, Texas.		
(4) Levi's Stadium, Santa Clara, Calif.		
<i>All Times Pacific</i>		
<i>All times and TV information are subject to change and are accurate as of June 25, 2019</i>		

2018 PAC-12 STANDINGS

NORTH	W	L	Pct.	Pts.	Opp.	W	L	Pct.	Pts.	Opp.	Streak
Washington St.	7	2	.778	329	234	11	2	.846	488	303	Won 1
Washington	7	2	.778	240	167	10	4	.714	369	229	Lost 1
Stanford	6	3	.667	277	227	9	4	.692	369	298	Won 4
Oregon	5	4	.556	291	264	9	4	.692	453	330	Won 3
California	4	5	.444	183	197	7	6	.538	280	265	Lost 2
Oregon State	1	8	.111	199	409	2	10	.167	313	548	Lost 4
SOUTH	W	L	Pct.	Pts.	Opp.	W	L	Pct.	Pts.	Opp.	Streak
Utah	6	3	.667	277	188	9	5	.643	393	272	Lost 2
Arizona State	5	4	.556	283	253	7	6	.538	389	332	Lost 1
Arizona	4	5	.444	273	287	5	7	.417	376	391	Lost 2
USC	4	5	.444	239	242	5	7	.417	313	324	Lost 3
UCLA	3	6	.333	243	296	3	9	.250	295	409	Lost 1
Colorado	2	7	.222	202	272	5	7	.417	325	327	Lost 7

2018 PAC-12 BOWL RESULTS

	Pac-12 Team	Opponent	Result	Score
Las Vegas Bowl	Arizona State	Fresno State	L	20-31
Cheez-It Bowl	California	TCU	L	7-10 (OT)
Alamo Bowl	Washington State	Iowa State	W	38-26
Sun Bowl	Stanford	Pittsburgh	W	14-13
Redbox Bowl	Oregon	Michigan State	W	7-6
Holiday Bowl	Utah	Northwestern	L	20-31
Rose Bowl	Washington	Ohio State	L	23-28

