

# TABLE OF CONTENTS

Quick Facts ..... 2  
 2020-21 Roster ..... 3  
 TV/Radio Roster ..... 4

## Player Profiles

Alfred Hollins ..... 5-8  
 Gianni Hunt ..... 9-10  
 Jarod Lucas ..... 11-12  
 Zach Reichle ..... 13-16  
 Roman Silva ..... 17-18  
 Ethan Thompson ..... 19-22  
 Dearon Tucker ..... 23-24  
 Antoine Vernon ..... 23-24  
 Warith Alatishe ..... 25  
 Rodrigue Andela ..... 25  
 Isaac Barnes ..... 26  
 Maurice Calloo ..... 26  
 Julien Franklin ..... 27  
 Isaiah Johnson ..... 27  
 Joey Potts ..... 28  
 Tariq Silver ..... 28

## Coaching Staff

Wayne Tinkle ..... 29-31  
 Kerry Rupp ..... 32  
 Stephen Thompson ..... 33  
 Marlon Stewart ..... 34  
 Joey Petschl ..... 35  
 Tyler Copp ..... 35

## 2019-20 Season

Results ..... 36  
 Individual Statistics ..... 37  
 Miscellaneous Statistics ..... 38-39  
 Box Scores ..... 40-47

## Records

Scoring ..... 48-49  
 30-Point Scoring Games ..... 50-52  
 Field Goals ..... 53-54  
 Three-Pointers ..... 55-57  
 Free Throws ..... 58-59  
 Rebounds ..... 60-61  
 Assists ..... 62-63  
 Blocked Shots ..... 64-65  
 Steals ..... 66-67  
 Participation ..... 68-69  
 Miscellaneous ..... 69  
 Triple-Doubles ..... 70  
 Double-Doubles ..... 70  
 Team Single Game ..... 71  
 Opponent Single Game ..... 71  
 Coaching Records ..... 71  
 All-Time 100-Point Games ..... 72  
 Gill Coliseum Records ..... 72  
 All-Time Overtime Games ..... 73  
 Gill Coliseum Attendance ..... 74  
 Gill Coliseum Records ..... 74  
 Annual Statistical Leaders ..... 75-77  
 Annual Team Statistics ..... 78  
 Oregon State In The Polls ..... 79  
 Streaks ..... 80

## Yearly Results

Annual Win-Loss Record ..... 81-82  
 Year-by-Year Results ..... 83-111  
 Series Results vs. Pac-12 ..... 112-118  
 Series Results vs. Non-Conference ..... 119-124

## Postseason

NCAA Tournament ..... 125-127  
 NIT ..... 128  
 CBI ..... 129  
 Pac-12 Tournament ..... 130-132  
 Postseason Records ..... 133

## History

Honors and Awards ..... 134-136  
 Slats Gill ..... 137  
 Ralph Miller ..... 138  
 Gary Payton ..... 139  
 All-Time Greats ..... 140-143  
 All-Time Player List ..... 144-146  
 NBA Draft and Honors ..... 147  
 Former Beavers in the NBA ..... 148-149

## Media Information

Oregon State University ..... 150  
 President Dr. Edward Ray ..... 150  
 Scott Barnes ..... 151  
 Athletic Administration ..... 152  
 Gill Coliseum ..... 153  
 OSU Basketball Center ..... 153



Oregon State's seniors for the season include (l-r): Ethan Thompson, Zach Reichle and Alfred Hollins

# 2020-21 OREGON STATE QUICK FACTS

## GENERAL

Location .....	Corvallis, Ore.
Founded .....	1868
Enrollment .....	32,011
Nickname .....	Beavers
Colors .....	Orange and Black
Conference .....	Pac-12
President .....	F. King Alexander
Athletic Faculty Representative .....	Colleen Bee
Vice President/Director of Athletics .....	Scott Barnes
Senior Woman Administrator .....	Jacque Bruns
Athletic Department Phone .....	541-737-2547
Ticket Office Phone .....	800-GO-BEAVS
Home Arena (Capacity) .....	Gill Coliseum (9,301)
Web Site .....	www.osubeavers.com
Twitter .....	@BeaverMBB
Pac-12 Web Site .....	www.pac-12.org

## MEN'S BASKETBALL HISTORY

First Year .....	1901-02 (119 years)
All-Time Record .....	1,763-1,363
All-Time Conference Record .....	805-847
Regular Season Titles .....	21
Last Regular Season Title .....	1990
All-Time Pac-12 Record (since 1978-79) .....	328-428
Regular Season Titles .....	5
Last Regular Season Title .....	1990
NCAA Tournament Appearances .....	17 (12-20)
Last NCAA Tournament Appearance .....	2016
NIT Appearances .....	4 (3-4)
Last NIT Appearance .....	2005
CBI Appearances .....	4 (7-4)
Last CBI Appearance .....	2014

## ATHLETIC COMMUNICATIONS

Men's Basketball Contact .....	Shawn Schoeffler
Office Phone .....	541-737-8898
Email .....	shawn.schoeffler@oregonstate.edu
Mailing Address .....	221 Gill Coliseum Corvallis, OR 97331

## COACHING STAFF

Head Coach .....	Wayne Tinkle (7th Year)
Alma Mater .....	Montana, 2005
OSU Record .....	93-96 (6 years)
Pac-12 Record .....	42-66 (6 years)
Career Record .....	251-187 (14 years)
Associate Head Coach .....	Kerry Rupp (7th Year)
Alma Mater .....	Southern Utah, 1977
Assistant Coach .....	Stephen Thompson (7th Year)
Alma Mater .....	Syracuse, 1990
Assistant Coach .....	Marlon Stewart (3rd Year)
Alma Mater .....	Washington State, 2008
Director of Basketball Operations .....	Joey Petschl (5th Year)
Alma Mater .....	Montana, 2012
Director of Video .....	Tyler Copp (3rd Year)
Alma Mater .....	Saint Martin's, 2017
Basketball Office Phone .....	541-737-2076

## SUPPORT STAFF

Strength & Conditioning Coach .....	Jeff Macy
Athletic Trainer .....	Toby Van Amerongen
Academic Counselor .....	Carla Wellons

## TEAM INFORMATION

2019-20 Record .....	18-13
Home: 12-4	Away: 3-8
Neutral: 3-1	
2019-20 Pac-12 Record .....	7-11
Pac-12 Finish .....	t-8th
Starters Returning/Lost .....	3/2
Letterwinners Returning/Lost .....	7/5
Newcomers .....	5
Seniors (4) .....	Alfred Hollins, Zach Reichle, Roman Silva, Ethan Thompson
Juniors (6) .....	Warith Alatishe, Rodrigue Andela Isaac Barnes, Maurice Calloo, Joey Potts Tariq Silver
Sophomores (3) .....	Gianni Hunt, Jarod Lucas, Dearon Tucker
Freshmen (2) .....	Julien Franklin, Isaiah Franklin,
Letterwinners Lost (5) .....	Payton Dastrup, Kylor Kelley Sean Miller-Moore, Tres Tinkle Antoine Vernon



## 2020-21 NUMERICAL ROSTER

NO.	PLAYER	POS.	HT.	WT.	YR.	EXP.	HOMETOWN (HIGH SCHOOL/COLLEGE)
0	Gianni Hunt	G	6-3	180	So.	1L	Lakewood, Calif. (Bishop Montgomery HS)
1	Maurice Calloo	F	6-10	220	Jr.	TR	Windsor, Ontario (Huntington Prep/Indian Hills CC)
2	Jarod Lucas	G	6-3	195	So.	1L	Hacienda Heights, Calif. (Los Altos HS)
4	Alfred Hollins	F	6-6	205	Sr.	3L	San Francisco, Calif. (Hillcrest Prep)
5	Ethan Thompson	G	6-5	195	Sr.	3L	Los Angeles, Calif. (Bishop Montgomery HS)
10	Warith Alatishe	F	6-7	200	Jr.	TR	Houston, Texas (Westside HS/Nicholls State)
11	Zach Reichle	G	6-5	205	Sr.	3L	Wilsonville, Ore. (Wilsonville HS)
12	Roman Silva	C	7-1	265	Sr.	1L	Rancho Cucamonga, Calif. (Diamond Ranch HS/San Bernardino VC)
22	Julien Franklin	G	6-7	200	Fr.*	RS	Brea, Calif. (Villa Park HS)
23	Joey Potts	F	6-10	200	Jr.*>	RS	Petaluma, Calif. (Petaluma HS/College of Marin)
24	Isaiah Johnson	F	6-6	209	Fr.	HS	Torrance, Calif. (Bishop Montgomery HS)
34	Rodrigue Andela	F	6-8	248	Jr.	TR	Yaounde, Cameroon (Bella Vista College Prep/Kilgore JC)
35	Dearon Tucker	F	6-10	240	So.	1L	Dallas, Texas (Legacy Early College)
44	Isaac Barnes	F	6-8	225	Jr.*>	RS	Pittsburgh, Pa. (North Allegheny HS)
55	Tariq Silver	G	6-5	200	Jr.	TR	Clarksville, Tenn. (Northwest HS/Talahassee CC)

## 2020-21 ALPHABETICAL ROSTER

NO.	PLAYER	POS.	HT.	WT.	YR.	EXP.	HOMETOWN (HIGH SCHOOL/COLLEGE)
10	Warith Alatishe	F	6-7	200	Jr.	TR	Houston, Texas (Westside HS/Nicholls State)
34	Rodrigue Andela	F	6-8	248	Jr.	TR	Yaounde, Cameroon (Bella Vista College Prep/Kilgore JC)
44	Isaac Barnes	F	6-8	225	Jr.*>	RS	Pittsburgh, Pa. (North Allegheny HS)
1	Maurice Calloo	F	6-10	220	Jr.	TR	Windsor, Ontario (Huntington Prep/Indian Hills CC)
22	Julien Franklin	G	6-7	200	Fr.*	RS	Brea, Calif. (Villa Park HS)
4	Alfred Hollins	F	6-6	205	Sr.	3L	San Francisco, Calif. (Hillcrest Prep)
0	Gianni Hunt	G	6-3	180	So.	1L	Lakewood, Calif. (Bishop Montgomery HS)
24	Isaiah Johnson	F	6-6	209	Fr.	HS	Torrance, Calif. (Bishop Montgomery HS)
2	Jarod Lucas	G	6-3	195	So.	1L	Hacienda Heights, Calif. (Los Altos HS)
23	Joey Potts	F	6-10	200	Jr.*>	RS	Petaluma, Calif. (Petaluma HS/College of Marin)
11	Zach Reichle	G	6-5	205	Sr.	3L	Wilsonville, Ore. (Wilsonville HS)
12	Roman Silva	C	7-1	265	Sr.	1L	Rancho Cucamonga, Calif. (Diamond Ranch HS/San Bernardino VC)
55	Tariq Silver	G	6-5	200	Jr.	TR	Clarksville, Tenn. (Northwest HS/Talahassee CC)
5	Ethan Thompson	G	6-5	195	Sr.	3L	Los Angeles, Calif. (Bishop Montgomery HS)
35	Dearon Tucker	F	6-10	240	So.	1L	Dallas, Texas (Legacy Early College)

\* used redshirt year

> walk-on

**Head Coach:** Wayne Tinkle (Montana, 2005) 7th Year

**Associate Head Coach:** Kerry Rupp (Southern Utah, 1977) 7th Year

**Assistant Coach:** Stephen Thompson (Syracuse, 1990) 7th Year

**Assistant Coach:** Marlon Stewart (Washington State, 2008) 3rd Year

**Director of Basketball Operations:** Joey Petschl (Montana, 2012) 5th Year

**Director of Video:** Tyler Copp (Saint Martin's, 2017) 3rd Year

**Graduate Assistant:** Seth Yates (Texas A&M, 2020) 1st Year

**Strength & Conditioning Coach:** Jeff Macy

**Athletic Trainer:** Toby Van Amerongen

**Academic Counselor:** Carla Wellons

# OREGON STATE TV/RADIO ROSTER



**#0**  
**GIANNI HUNT**  
 G • 6-3 • 180 • SO  
 LAKEWOOD, CALIF.  
 BISHOP MONTGOMERY HS



**#1**  
**MAURICE CALLOO**  
 F • 6-5 • 220 • JR  
 WINDSOR, ONTARIO  
 HUNTINGTON PREP



**#2**  
**JAROD LUCAS**  
 G • 6-3 • 195 • SO  
 HACIENDA HEIGHTS, CALIF.  
 LOS ALTOS HS



**#4**  
**ALFRED HOLLINS**  
 F • 6-6 • 205 • SR  
 SAN FRANCISCO, CALIF.  
 HILLCREST PREP



**#5**  
**ETHAN THOMPSON**  
 G • 6-5 • 195 • SR  
 LOS ANGELES, CALIF.  
 BISHOP MONTGOMERY HS



**#10**  
**WARITH ALATISHE**  
 F • 6-7 • 200 • JR  
 HOUSTON, TEXAS  
 WESTSIDE HS



**#11**  
**ZACH REICHL**  
 G • 6-5 • 205 • SR  
 WILSONVILLE, ORE.  
 WILSONVILLE HS



**#12**  
**ROMAN SILVA**  
 C • 7-1 • 265 • SR  
 RANCHO CUCAMONGA, CALIF.  
 DIAMOND RANCH HS



**#22**  
**JULIEN FRANKLIN**  
 G • 6-7 • 200 • FR  
 BREA, CALIF.  
 VILLA PARK HS



**#23**  
**JOEY POTTS**  
 F • 6-10 • 200 • JR  
 PETALUMA, CALIF.  
 PETALUMA HS



**#24**  
**ISAIAH JOHNSON**  
 F • 6-6 • 209 • FR  
 TORRANCE, CALIF.  
 BISHOP MONTGOMERY HS



**#34**  
**RODRIGUE ANDELA**  
 F • 6-8 • 248 • JR  
 YAOUNDE CAMEROON  
 BELLA VISTA COLLEGE PREP



**#35**  
**DEARON TUCKER**  
 F • 6-10 • 240 • SO  
 DALLAS, TEXAS  
 LEGACY EARLY COLLEGE



**#44**  
**ISAAC BARNES**  
 F • 6-8 • 225 • JR  
 PITTSBURGH, PA.  
 NORTH ALLEGHENY HS



**#55**  
**TARIQ SILVER**  
 G • 6-5 • 200 • JR  
 CLARKSVILLE, TENN.  
 NORTHWEST HS



**WAYNE TINKLE**  
 HEAD COACH  
 SEVENTH YEAR



**KERRY RUPP**  
 ASSOCIATE HEAD COACH  
 SEVENTH YEAR



**STEPHEN THOMPSON**  
 ASSISTANT COACH  
 SEVENTH YEAR



**MARLON STEWART**  
 ASSISTANT COACH  
 THIRD YEAR



**JOEY PETSCHL**  
 DIRECTOR OF  
 BASKETBALL OPERATIONS  
 FOURTH YEAR



**TYLER COPP**  
 DIRECTOR OF VIDEO  
 THIRD YEAR

# ALFRED HOLLINS



**Class:** Senior  
**Hometown:** San Francisco, Calif.  
**High School:** Hillcrest Prep  
**Height/Weight:** 6-6/205  
**Experience:** 3L

**Forward | #4**

**JUNIOR (2019-20):** Played in all 31 games and started 29 ... Averaged 5.2 points, 3.0 rebounds, 1.3 assists, 0.5 steals and 0.1 blocked shots in 19.3 minutes per game ... Scored in double figures in six games ... Grabbed a season-high eight rebounds against Colorado (2/15) ... Made a career-high eight free throws and scored 14 points at California (2/1) ... Tied a season high with two 3-pointers made and scored 12 points against Arizona (1/12) ... Tied a career high with seven field goals made, scored 16 points and had a season-high three steals against San Jose State (11/27) ... Scored a season-high 18 points and tied a season high with four assists against Grambling State (11/23) ... Scored 12 points and dished out a season-high four assists against Oklahoma (11/12).

**SOPHOMORE (2018-19):** Played in all 31 games and started 17 ... Averaged 4.8 points, 3.7 rebounds, 1.2 assists, 0.6 steals and 0.2 blocked shots in 21.2 minutes per game ... Scored in double figures in four games ... Tied a career high with two blocked shots at Utah (2/2) ... Tied a career-high with three 3-pointers at Colorado (1/31) ... Scored a season-high 17 points and tied a career high with seven free throws against Pepperdine (12/17) ... Had career highs with 10 rebounds and two blocked shots against Texas A&M (12/145) ... Had a career-high seven assists against Missouri State (12/1) ... Tied a career high with 35 minutes against Missouri (11/18) ... Scored 16 points and grabbed eight rebounds against Wyoming (11/10).

**FRESHMAN (2017-18):** Played in 31 games and started seven ... Averaged 5.8 points, 2.6 rebounds, 0.5 assists, 0.6 steals and 0.3 blocked shots in 13.8 minutes per game ... Scored in double figures in seven games ... Had career highs with six steals and 35 minutes and tied a career best with seven free throws against Arizona State (2/24) ... Had career highs with 24 points, three 3-pointers and seven free throws and tied a career best with seven field goals at UCLA (2/15) ... Got first career start against Washington State (2/8) and scored 19 points ... Had career highs with seven field goals and two assists against Washington State (2/8) ... Got first career steal against Jacksonville State (12/12) ... Scored 13 points against Arkansas-Pine Bluff (12/9) ... Scored 12 points, grabbed eight rebounds and had first career blocked shot in 10 minutes against Marist (11/26) ... Made first career 3-pointer and had first career assist against Wyoming (11/13) ... Scored first college points on a left handed layup in the first half against Southern Utah (11/10).

**HIGH SCHOOL:** Graduated from Hillcrest Prep in Phoenix, Ariz., in 2017 ... Named a four-star recruit by ESPN and Scout.com ... Helped lead Hillcrest Prep to a national championship and was named Most Valuable Player of the semifinals with 18 points and six rebounds against Prolific Prep ... Attended Sacred Heart Cathedral in San Francisco, Calif., from freshman through junior seasons ... Selected to the All-WCAL First Team twice and was a two-time team captain ... Named a Cp3 All-American and invited to the NBA Top 100 Camp and the John Lucas Camp ... Played AAU with the San Francisco Rebels and the Oakland Soldiers.

**PERSONAL:** Born Jan. 14, 1999 in San Francisco, Calif. ... Son of Alfred Hollins and Lawanda James ... Father works for the Boys & Girls Club ... Mother is a recycle worker ... Has five siblings, Alize, Niaiah, Niara, Jamila and Niama ... Chose Oregon State because of "the diverse community as well as the wonderful people that the university holds. The school is a good place for me to be able to grow and succeed as a person to get to where I intend on being" ... Biggest athletic thrill to date is "scoring 50 points" ... Favorite athlete is Russell Westbrook ... Hobbies are football, playing video games, shopping and sleeping ... Majoring in Digital Communication Arts.

## CAREER HIGHS

**Points:** 24 at UCLA (2/5/18)  
**FG Made:** 7, three times, last vs. San Jose State (11/27/19)  
**FG Attempted:** 12 vs. Grambling State (11/23/19)  
**3-PT Made:** 3, two times, last at Colorado (1/31/19)  
**3-PT Attempted:** 6 vs. Missouri (11/18/18)  
**FT Made:** 8 at California (2/1/20)  
**FT Attempted:** 10 at UCLA (2/5/18)  
**Rebounds:** 10 vs. Texas A&M (12/15/18)  
**Assists:** 7 vs. Missouri State (12/1/18)  
**Blocked Shots:** 2, two times, last at Utah (2/2/19)  
**Steals:** 6 vs. Arizona State (2/24/18)  
**Minutes:** 35, two times, last vs. Missouri (11/18/18)

## OVERALL CAREER STATISTICS

YEAR	GP	GS	MIN	AVG	TOTAL			3-PTS			FT	FTA	PCT	REBOUNDS				PF	FO	AST	TO	BLK	STL	PTS	AVG
					FG	FGA	PCT	FG	FGA	PCT				OFF	DEF	TOT	AVG								
2017-18	31	7	429	13.8	60	123	.488	14	39	.359	45	68	.662	23	59	82	2.6	67	3	14	25	9	18	179	5.8
2018-19	31	17	658	21.2	52	138	.377	12	52	.231	32	53	.604	34	81	115	3.7	60	0	38	45	7	18	148	4.8
2019-20	31	29	599	19.3	59	150	.393	15	65	.231	28	38	.737	20	74	94	3.0	54	0	40	29	3	16	161	5.2
<b>TOTAL</b>	<b>93</b>	<b>53</b>	<b>1686</b>	<b>18.1</b>	<b>171</b>	<b>411</b>	<b>.416</b>	<b>41</b>	<b>156</b>	<b>.263</b>	<b>105</b>	<b>159</b>	<b>.660</b>	<b>77</b>	<b>214</b>	<b>291</b>	<b>3.1</b>	<b>181</b>	<b>3</b>	<b>92</b>	<b>99</b>	<b>19</b>	<b>52</b>	<b>488</b>	<b>5.2</b>

## PAC-12 CONFERENCE CAREER STATISTICS

YEAR	GP	GS	MIN	AVG	TOTAL			3-PTS			FT	FTA	PCT	REBOUNDS				PF	FO	AST	TO	BLK	STL	PTS	AVG
					FG	FGA	PCT	FG	FGA	PCT				OFF	DEF	TOT	AVG								
2017-18	18	5	287	15.9	40	81	.494	10	27	.370	31	43	.721	13	37	50	2.8	37	1	10	16	5	16	121	6.7
2018-19	18	4	335	18.6	25	62	.403	6	22	.273	12	27	.444	15	46	61	3.4	26	0	17	19	2	8	68	3.8
2019-20	18	16	312	17.3	28	82	.341	6	38	.158	15	19	.789	11	39	50	2.8	36	0	20	18	2	8	77	4.3
<b>TOTAL</b>	<b>54</b>	<b>25</b>	<b>934</b>	<b>17.3</b>	<b>93</b>	<b>225</b>	<b>.413</b>	<b>22</b>	<b>87</b>	<b>.253</b>	<b>58</b>	<b>89</b>	<b>.652</b>	<b>39</b>	<b>122</b>	<b>161</b>	<b>3.0</b>	<b>99</b>	<b>1</b>	<b>47</b>	<b>53</b>	<b>9</b>	<b>32</b>	<b>266</b>	<b>4.9</b>

# ALFRED HOLLINS 2019-20 GAME-BY-GAME STATISTICS

OPPONENT	DATE	GS	MIN	TOTAL			3-PTS			FT	FTA	PCT	REBOUNDS			PF	FO	A	TO	BLK	STL	PTS	AVG		
				FG	FGA	PCT	3FG	FGA	PCT				OFF	DEF	TOT									AVG	
CSUN	11/5/19	*	21	0	4	.000	0	1	.000	0	0	.000	0	4	4	4.0	2	0	2	0	0	1	0	0.0	
IOWA STATE	11/9/19	*	22	3	5	.600	1	3	.333	0	0	.000	1	1	2	3.0	1	0	0	3	0	2	7	3.5	
vs Oklahoma	11/12/19	*	28	5	6	.833	2	2	1.000	0	0	.000	1	0	1	2.3	1	0	4	0	0	0	12	6.3	
at Wyoming	11/16/19	*	23	1	5	.200	1	3	.333	2	2	1.000	0	2	2	2.3	1	0	0	0	0	0	5	6.0	
UC Santa Barbara	11/20/19	*	29	5	7	.714	1	3	.333	2	3	.667	0	5	5	2.8	1	0	2	0	1	1	13	7.4	
Grambling St.	11/23/19	*	28	6	12	.500	1	4	.250	5	6	.833	2	4	6	3.3	1	0	4	1	0	0	18	9.2	
vs San Jose St	11/27/19	*	21	7	11	.636	2	4	.500	0	1	.000	1	5	6	3.7	0	0	1	1	0	3	16	10.1	
Portland St.	12/1/19	*	21	0	2	.000	0	1	.000	2	3	.667	0	4	4	3.8	3	0	1	1	0	0	2	9.1	
UAPB	12/14/19	*	20	1	2	.500	0	0	.000	1	2	.500	0	3	3	3.7	1	0	3	1	0	0	3	8.4	
vs UTSA	12/18/19	*	23	1	3	.333	0	1	.000	1	2	.500	0	3	3	3.6	1	0	0	1	0	0	3	7.9	
at Texas A&M	12/21/19	*	17	0	2	.000	0	2	.000	0	0	.000	0	3	3	3.5	2	0	1	2	0	0	0	7.2	
North Dakota	12/29/19	*	19	0	6	.000	0	1	.000	0	0	.000	4	1	5	3.7	3	0	2	0	0	1	0	6.6	
at Utah	1/2/20	*	20	4	10	.400	0	2	.000	0	0	.000	2	2	4	3.7	4	0	1	1	1	1	8	6.7	
at Colorado	1/5/20	*	11	0	1	.000	0	1	.000	0	0	.000	0	1	1	3.5	0	0	0	0	0	0	0	6.2	
Arizona State	1/9/20	*	17	2	5	.400	0	2	.000	0	0	.000	1	4	5	3.6	1	0	1	1	0	1	4	6.1	
Arizona	1/12/20	*	31	5	8	.625	2	4	.500	0	0	.000	0	6	6	3.8	4	0	2	1	1	0	12	6.4	
at Washington	1/16/20	*	10	1	3	.333	0	1	.000	0	0	.000	1	0	1	3.6	0	0	0	0	0	0	2	6.2	
at Washington St	1/18/20	*	13	2	5	.400	0	2	.000	0	0	.000	0	2	2	3.5	3	0	3	0	0	0	4	6.1	
UCLA	1/23/20	*	20	1	5	.200	1	4	.250	2	2	1.000	0	2	2	3.4	2	0	0	3	0	0	5	6.0	
USC	1/25/20	*	10	0	1	.000	0	1	.000	0	0	.000	0	1	1	3.3	1	0	0	1	0	0	0	5.7	
at Stanford	1/30/20	*	19	1	5	.200	0	2	.000	0	0	.000	0	3	3	3.3	2	0	0	2	0	0	2	5.5	
at California	2/1/20	*	24	3	8	.375	0	3	.000	8	9	.889	1	0	1	3.2	2	0	1	1	0	0	14	5.9	
Oregon	2/8/20	*	27	1	2	.500	1	2	.500	0	0	.000	0	2	2	3.1	2	0	1	1	0	2	3	5.8	
Utah	2/13/20	*	16	1	5	.200	1	3	.333	2	2	1.000	1	3	4	3.2	3	0	1	0	0	1	5	5.8	
Colorado	2/15/20	*	24	2	8	.250	0	3	.000	0	2	.000	3	5	8	3.4	1	0	2	0	0	0	4	5.7	
at Arizona	2/20/20	*	16	2	5	.400	0	3	.000	0	0	.000	1	2	3	3.3	3	0	2	2	0	1	4	5.6	
at Arizona State	2/22/20	*	4	1	2	.500	0	1	.000	0	0	.000	0	2	2	3.3	1	0	0	1	0	0	2	5.5	
at Oregon	2/27/20	*	17	0	4	.000	0	1	.000	0	0	.000	1	1	2	3.3	1	0	1	0	0	0	0	5.3	
Stanford	3/5/20	*	14	0	1	.000	0	1	.000	2	2	1.000	0	0	0	3.1	3	0	3	2	0	0	2	5.2	
California	3/7/20	*	19	2	4	.500	1	2	.500	1	2	.500	0	3	3	3.1	3	0	2	2	0	2	6	5.2	
vs Utah	3/11/20	*	15	2	3	.667	1	2	.500	0	0	.000	0	0	0	3.0	1	0	0	1	0	0	5	5.2	
<b>TOTALS</b>			<b>29</b>	<b>599</b>	<b>59</b>	<b>150</b>	<b>.393</b>	<b>15</b>	<b>65</b>	<b>.231</b>	<b>28</b>	<b>38</b>	<b>.737</b>	<b>20</b>	<b>74</b>	<b>94</b>	<b>3.0</b>	<b>54</b>	<b>0</b>	<b>40</b>	<b>29</b>	<b>3</b>	<b>16</b>	<b>161</b>	<b>5.2</b>

GAMES PLAYED: 31  
 MINUTES/GAME: 19.3  
 POINTS/GAME: 5.2  
 FG PCT: 39.3  
 3FG PCT: 23.1  
 FT PCT: 73.7

REBOUNDS/GAME: 3.0  
 ASSISTS/GAME: 1.3  
 TURNOVERS/GAME: 0.9  
 ASSIST/TURNOVER RATIO: 1.4  
 STEALS/GAME: 0.5  
 BLOCKS/GAME: 0.1

# ALFRED HOLLINS 2018-19 GAME-BY-GAME STATISTICS

OPPONENT	DATE	GS	MIN	TOTAL			3-PTS			FT	FTA	PCT	REBOUNDS			PF	FO	A	TO	BLK	STL	PTS	AVG		
				FG	FGA	PCT	3FG	FGA	PCT				OFF	DEF	TOT									AVG	
UC Riverside	11/6/18	*	31	1	5	.200	0	1	.000	0	0	.000	1	0	1	1.0	2	0	2	1	0	1	2	2.0	
Wyoming	11/10/18	*	27	5	10	.500	0	3	.000	6	6	1.000	2	6	8	4.5	4	0	2	0	1	1	16	9.0	
vs Old Dominion	11/16/18	*	9	0	1	.000	0	1	.000	0	0	.000	0	2	2	3.7	4	0	1	1	0	0	0	6.0	
vs Missouri	11/18/18	*	35	5	11	.455	2	6	.333	0	0	.000	3	5	8	4.8	4	0	1	1	0	0	12	7.5	
vs Penn	11/19/18	*	26	0	5	.000	0	2	.000	2	2	1.000	0	3	3	4.4	2	0	2	3	0	0	2	6.4	
at Long Beach St	11/25/18	*	15	1	3	.333	0	0	.000	0	0	.000	0	0	0	3.7	3	0	1	0	0	1	2	5.7	
Missouri State	12/1/18	*	28	2	8	.250	1	5	.200	3	6	.500	0	2	2	3.4	2	0	7	2	1	0	8	6.0	
at Saint Louis	12/09/18	*	27	0	5	.000	0	3	.000	0	0	.000	0	2	2	3.3	4	0	1	5	0	0	0	5.3	
Texas A&M	12/15/18	*	31	2	9	.222	1	3	.333	3	5	.600	7	3	10	4.0	1	0	1	5	2	2	8	5.6	
Pepperdine	12/17/18	*	28	6	9	.667	2	4	.500	3	4	.750	2	5	7	4.3	0	0	2	2	0	3	17	6.7	
Kent State	12/21/18	*	25	4	6	.667	0	1	.000	1	1	1.000	0	0	0	3.9	3	0	0	1	1	2	9	6.9	
Central Conn	12/29/18	*	22	1	3	.333	0	0	.000	2	2	1.000	3	5	8	4.3	4	0	1	3	0	0	4	6.7	
at Oregon	1/5/19		15	1	2	.500	0	1	.000	0	0	.000	0	2	2	4.1	1	0	0	3	0	0	2	6.3	
USC	1/10/19	*	19	0	4	.000	0	3	.000	2	2	1.000	0	5	5	4.1	2	0	2	2	0	0	2	6.0	
UCLA	1/13/19		27	5	8	.625	1	3	.333	0	0	.000	0	4	4	4.1	0	0	1	1	0	0	11	6.3	
at Arizona State	1/17/19		21	3	3	1.000	1	1	1.000	2	4	.500	1	3	4	4.1	1	0	1	2	0	2	9	6.5	
at Arizona	1/19/19	*	35	3	5	.600	0	1	.000	1	3	.333	1	2	3	4.1	2	0	2	2	0	0	7	6.5	
Washington St	1/24/19	*	21	3	7	.429	0	1	.000	0	0	.000	2	3	5	4.1	2	0	1	0	0	0	6	6.5	
Washington	1/26/19	*	18	1	5	.200	0	1	.000	1	2	.500	3	2	5	4.2	2	0	0	2	0	0	3	6.3	
at Colorado	1/31/19		27	3	6	.500	3	3	1.000	0	0	.000	1	4	5	4.2	1	0	0	0	0	1	9	6.5	
at Utah	2/2/19		25	0	3	.000	0	2	.000	1	2	.500	0	3	3	4.1	1	0	1	0	2	1	1	6.2	
Stanford	2/7/19		10	0	0	.000	0	0	.000	0	0	.000	0	1	1	4.0	4	0	0	0	0	0	0	5.9	
California	2/9/19		18	0	4	.000	0	1	.000	1	2	.500	2	4	6	4.1	1	0	1	2	0	2	1	5.7	
Oregon	2/16/19		20	3	5	.600	1	2	.500	1	5	.200	0	5	5	4.1	1	0	1	1	0	1	8	5.8	
at UCLA	2/21/19		11	1	2	.500	0	1	.000	0	0	.000	0	1	1	4.0	1	0	2	0	0	0	2	5.6	
at USC	2/23/19		5	0	0	.000	0	0	.000	0	0	.000	0	0	0	3.8	1	0	1	0	0	1	0	5.4	
Arizona	2/28/19		15	0	1	.000	0	0	.000	2	3	.667	0	0	0	3.7	2	0	1	2	0	0	2	5.3	
Arizona State	3/3/19		14	1	3	.333	0	1	.000	0	1	.000	0	3	3	3.7	2	0	1	1	0	0	2	5.2	
at Washington	3/6/19		3	0	1	.000	0	0	.000	0	0	.000	0	0	0	3.6	0	0	1	0	0	0	0	5.0	
at Washington St	3/9/19		31	1	3	.333	0	1	.000	1	3	.333	5	4	9	3.7	2	0	1	1	0	0	3	4.9	
vs Colorado	3/14/19	*	19	0	1	.000	0	1	.000	0	0	.000	1	2	3	3.7	1	0	0	2	0	0	0	4.8	
<b>TOTALS</b>			<b>17</b>	<b>658</b>	<b>52</b>	<b>138</b>	<b>.377</b>	<b>12</b>	<b>52</b>	<b>.231</b>	<b>32</b>	<b>53</b>	<b>.604</b>	<b>34</b>	<b>81</b>	<b>115</b>	<b>3.7</b>	<b>60</b>	<b>0</b>	<b>38</b>	<b>45</b>	<b>7</b>	<b>18</b>	<b>148</b>	<b>4.8</b>

**GAMES PLAYED: 31**  
**MINUTES/GAME: 21.2**  
**POINTS/GAME: 4.8**  
**FG PCT: 37.7**  
**3FG PCT: 23.1**  
**FT PCT: 60.4**

**REBOUNDS/GAME: 3.7**  
**ASSISTS/GAME: 1.2**  
**TURNOVERS/GAME: 1.5**  
**ASSIST/TURNOVER RATIO: 0.8**  
**STEALS/GAME: 0.6**  
**BLOCKS/GAME: 0.2**

# ALFRED HOLLINS 2017-18 GAME-BY-GAME STATISTICS

OPPONENT	DATE	GS	MIN	TOTAL			3-PTS			FT	FTA	PCT	REBOUNDS			PF	FO	A	TO	BLK	STL	PTS	AVG	
				FG	FGA	PCT	3FG	FGA	PCT				OFF	DEF	TOT									AVG
Southern Utah	11/10/17		14	4	6	.667	0	1	.000	0	0	.000	2	0	2	2.0	5	1	0	1	0	0	8	8.0
Wyoming	11/13/17		5	2	2	1.000	1	1	1.000	0	2	.000	0	1	1	1.5	2	0	1	2	0	0	5	6.5
Long Beach St	11/18/17	DNP																						
vs St. John's	11/23/17		1	0	0	.000	0	0	.000	0	0	.000	0	0	0	1.0	1	0	0	0	0	0	0	4.3
vs Long Beach St	11/24/17		2	0	1	.000	0	1	.000	0	0	.000	0	0	0	0.8	0	0	0	0	0	0	0	3.3
vs Marist	11/26/17		10	3	4	.750	1	1	1.000	5	6	.833	4	4	8	2.2	1	0	0	0	1	0	12	5.0
Loyola Marymount	12/2/17		10	1	2	.500	0	0	.000	2	3	.667	1	2	3	2.3	2	0	1	1	0	0	4	4.8
Eastern Kentucky	12/5/17		4	0	0	.000	0	0	.000	0	1	.000	0	0	0	2.0	0	0	0	0	1	0	0	4.1
UAPB	12/9/17		20	4	4	1.000	0	0	.000	5	6	.833	1	2	3	2.1	4	0	1	0	0	0	13	5.3
Jacksonville St	12/12/17		14	1	3	.333	0	1	.000	0	1	.000	1	2	3	2.2	5	1	1	2	1	1	2	4.9
Saint Louis	12/16/17		11	1	5	.200	1	1	1.000	0	2	.000	0	4	4	2.4	1	0	0	1	1	1	3	4.7
at Kent State	12/21/17		9	1	2	.500	0	1	.000	0	0	.000	0	1	1	2.3	2	0	0	0	0	0	2	4.5
Colorado	12/29/17		22	1	5	.200	0	2	.000	2	4	.500	1	4	5	2.5	2	0	1	2	0	0	4	4.4
Utah	12/31/17		16	4	8	.500	0	2	.000	0	0	.000	2	1	3	2.5	2	0	1	0	0	2	8	4.7
Oregon	1/5/18		18	1	2	.500	0	0	.000	0	0	.000	1	4	5	2.7	2	0	1	3	0	3	2	4.5
at Arizona	1/11/18		15	1	3	.333	0	1	.000	0	0	.000	1	0	1	2.6	0	0	0	1	0	0	2	4.3
at Arizona State	1/13/18		13	1	2	.500	0	0	.000	0	0	.000	0	2	2	2.6	0	0	0	0	0	0	2	4.2
UCLA	1/18/18		10	1	3	.333	0	0	.000	2	3	.667	1	4	5	2.7	0	0	1	1	0	0	4	4.2
USC	1/20/18		12	2	3	.667	0	1	.000	4	4	1.000	0	2	2	2.7	5	1	0	0	1	0	8	4.4
at Oregon	1/27/18		3	0	1	.000	0	1	.000	0	0	.000	0	0	0	2.5	0	0	0	0	0	0	0	4.2
at Stanford	2/1/18		18	2	5	.400	1	3	.333	0	0	.000	1	3	4	2.6	3	0	0	1	0	0	5	4.2
at California	2/3/18		4	0	1	.000	0	0	.000	0	0	.000	0	0	0	2.5	3	0	0	0	1	0	0	4.0
Washington St	2/8/18	*	21	7	9	.778	2	3	.667	3	4	.750	1	2	3	2.5	3	0	2	1	0	4	19	4.7
Washington	2/10/18	*	17	5	8	.625	1	2	.500	1	3	.333	0	1	1	2.4	1	0	0	2	0	1	12	5.0
at UCLA	2/15/18	*	30	7	11	.636	3	5	.600	7	10	.700	1	5	6	2.6	2	0	1	0	1	0	24	5.8
at USC	2/17/18	*	19	4	7	.571	1	2	.500	1	3	.333	1	1	2	2.6	4	0	0	1	0	0	10	6.0
Arizona	2/22/18		5	0	1	.000	0	0	.000	0	0	.000	0	0	0	2.5	0	0	0	0	1	0	0	5.7
Arizona State	2/24/18	*	35	3	8	.375	1	2	.500	7	8	.875	1	3	4	2.5	3	0	2	2	1	6	14	6.0
at Washington	3/1/18		14	0	2	.000	0	1	.000	2	2	1.000	0	0	0	2.4	4	0	0	1	0	0	2	5.9
at Washington St	3/3/18		15	1	2	.500	1	2	.500	2	2	1.000	2	5	7	2.6	3	0	1	1	0	0	5	5.9
vs Washington	3/7/18	*	18	0	3	.000	0	1	.000	2	4	.500	0	3	3	2.6	3	0	0	2	0	0	2	5.7
vs USC	3/8/18	*	24	3	10	.300	1	4	.250	0	0	.000	1	3	4	2.6	4	0	0	0	0	0	7	5.8
<b>TOTALS</b>		<b>7</b>	<b>429</b>	<b>60</b>	<b>123</b>	<b>.488</b>	<b>14</b>	<b>39</b>	<b>.359</b>	<b>45</b>	<b>68</b>	<b>.662</b>	<b>23</b>	<b>59</b>	<b>82</b>	<b>2.6</b>	<b>67</b>	<b>3</b>	<b>14</b>	<b>25</b>	<b>9</b>	<b>18</b>	<b>179</b>	<b>5.8</b>

GAMES PLAYED: 31

MINUTES/GAME: 13.8

POINTS/GAME: 5.8

FG PCT: 48.8

3FG PCT: 35.9

FT PCT: 66.2

REBOUNDS/GAME: 2.6

ASSISTS/GAME: 0.5

TURNOVERS/GAME: 0.8

ASSIST/TURNOVER RATIO: 0.6

STEALS/GAME: 0.6

BLOCKS/GAME: 0.3



# GIANNI HUNT



**Class:** Sophomore  
**Hometown:** Lakewood, Calif.  
**High School:** Bishop Montgomery HS  
**Height/Weight:** 6-3/180  
**Experience:** 1L

**Guard | #1**

**PERSONAL:** Born Aug. 6, 2000 in Long Beach, Calif. ... Son of Roy and Lorna Hunt ... Father is retired and mother is a nurse ... Has two brothers, Roy Jr. and Jakarri, and two sisters, Giavonna and Adriana ... Cousin Rashaad Reynolds played football at Oregon State from 2009-13 ... Chose Oregon State because “of the relationship I built with the coaches. They recruited me the earliest and the hardest” ... Biggest athletic thrill to date is “winning a ring my sophomore year of high school” ... Favorite athlete is Kobe Bryant ... Hobbies are hanging out with friends and watching Netflix ... Majoring in University Exploratory Studies.

## CAREER HIGHS

**Points:** 11 at Wyoming (11/16/19)  
**FG Made:** 3, three times, last vs. California (3/7/20)  
**FG Attempted:** 7 at Utah (1/2/20)  
**3-PT Made:** 3 at Wyoming (11/16/19)  
**3-PT Attempted:** 5, two times, last at Utah (1/2/20)  
**FT Made:** 2, four times, last vs. Stanford (3/5/20)  
**FT Attempted:** 3, two times, last at Washington (1/16/20)  
**Rebounds:** 5 vs. Portland State (12/1/19)  
**Assists:** 3, two times, last vs. Stanford (3/5/20)  
**Blocked Shots:** 0  
**Steals:** 2, six times, last vs. Utah (3/11/20)  
**Minutes:** 24, two times, last vs. Stanford (3/5/20)

**FRESHMAN (2019-20):** Played in all 31 games ... Averaged 2.8 points, 1.5 rebounds, 0.9 assists and 0.6 steals in 13.9 minutes per game ... Tied a career high with two steals against Utah (3/11) ... Tied career highs with three field goals made and two steals against California (3/7) ... Tied career highs with three assists, two steals, two free throws made and 24 minutes against Stanford (3/5) ... Had a career-high three assists and equaled career bests with two steals and two free throws made at Arizona State (2/22) ... Played a career-high 24 minutes against USC (1/25) ... Tied a career high with two steals at Colorado (1/5) ... Had a career-high two steals at Utah (1/2) ... Grabbed a career-high five rebounds against Portland State (12/1) ... Had career highs with 11 points and three 3-pointers made at Wyoming (11/16) ... Scored first career point on a free throw in the first half against Iowa State (11/9) ... Had first career rebound, assist and steal against Iowa State (11/9).

**HIGH SCHOOL:** Graduated from Bishop Montgomery High School in Torrance, Calif. in 2019 ... Ranked the nation’s No. 43 point guard by ESPN... Named a four-star recruit by ESPN ... Lettered four years for head coach Doug Mitchell ... Averaged 11.8 points, 7.1 assists, 5.2 rebounds and 2.1 steals as a senior ... Led team to league title and CIF Regional finals as a senior and junior ... Helped team win the CIF Open Division state championship as a sophomore ... Played with Ethan Thompson during freshman and sophomore seasons ... Played AAU with California Supreme and Oakland Soldiers ... Invited to the NBA Top 100 Camp and the Pangos All-American Camp.

## OVERALL CAREER STATISTICS

YEAR	GP	GS	MIN	AVG	TOTAL			3-PTS			FT	FTA	PCT	REBOUNDS				PF	FO	AST	TO	BLK	STL	PTS	AVG
					FG	FGA	PCT	FG	FGA	PCT				OFF	DEF	TOT	AVG								
2019-20	31	0	430	13.9	30	92	.326	12	40	.300	15	23	.652	4	41	45	1.5	52	0	28	29	0	19	87	2.8
<b>TOTAL</b>	<b>31</b>	<b>0</b>	<b>430</b>	<b>13.9</b>	<b>30</b>	<b>92</b>	<b>.326</b>	<b>12</b>	<b>40</b>	<b>.300</b>	<b>15</b>	<b>23</b>	<b>.652</b>	<b>4</b>	<b>41</b>	<b>45</b>	<b>1.5</b>	<b>52</b>	<b>0</b>	<b>28</b>	<b>29</b>	<b>0</b>	<b>19</b>	<b>87</b>	<b>2.8</b>

## PAC-12 CONFERENCE CAREER STATISTICS

YEAR	GP	GS	MIN	AVG	TOTAL			3-PTS			FT	FTA	PCT	REBOUNDS				PF	FO	AST	TO	BLK	STL	PTS	AVG
					FG	FGA	PCT	FG	FGA	PCT				OFF	DEF	TOT	AVG								
2019-20	18	0	263	14.6	19	54	.352	9	25	.360	11	16	.688	2	21	23	1.3	35	0	18	18	0	12	58	3.2
<b>TOTAL</b>	<b>18</b>	<b>0</b>	<b>263</b>	<b>14.6</b>	<b>19</b>	<b>54</b>	<b>.352</b>	<b>9</b>	<b>25</b>	<b>.360</b>	<b>11</b>	<b>16</b>	<b>.688</b>	<b>2</b>	<b>21</b>	<b>23</b>	<b>1.3</b>	<b>35</b>	<b>0</b>	<b>18</b>	<b>18</b>	<b>0</b>	<b>12</b>	<b>58</b>	<b>3.2</b>

# GIANNI HUNT 2019-20 GAME-BY-GAME STATISTICS

OPPONENT	DATE	GS	MIN	TOTAL			3-PTS			FT	FTA	PCT	REBOUNDS				PF	FO	A	TO	BLK	STL	PTS	AVG	
				FG	FGA	PCT	3FG	FGA	PCT				OFF	DEF	TOT	AVG									
CSUN	11/5/19		5	0	1	.000	0	1	.000	0	0	.000	0	0	0	0.0	2	0	0	0	0	0	0	0	0.0
Iowa State	11/9/19		12	1	5	.200	0	0	.000	1	3	.333	0	1	1	0.5	0	0	1	1	0	1	3	1.5	
vs Oklahoma	11/12/19		6	0	1	.000	0	0	.000	0	0	.000	0	0	0	0.3	0	0	0	1	0	0	0	1.0	
at Wyoming	11/16/19		18	3	5	.600	3	5	.600	2	2	1.000	1	2	3	1.0	1	0	0	1	0	0	11	3.5	
UC Santa Barbara	11/20/19		14	1	3	.333	0	1	.000	0	0	.000	1	0	1	1.0	1	0	1	0	0	1	2	3.2	
Grambling St.	11/23/19		17	0	4	.000	0	2	.000	0	0	.000	0	3	3	1.3	3	0	1	0	0	0	0	2.7	
vs San Jose St	11/27/19		18	1	3	.333	0	1	.000	0	0	.000	0	2	2	1.4	2	0	1	2	0	1	2	2.6	
Portland St.	12/1/19		23	2	3	.667	0	0	.000	1	2	.500	0	5	5	1.9	2	0	2	1	0	0	5	2.9	
UAPB	12/14/19		12	0	1	.000	0	1	.000	0	0	.000	0	3	3	2.0	1	0	1	2	0	1	0	2.6	
vs UTSA	12/18/19		5	0	3	.000	0	1	.000	0	0	.000	0	1	1	1.9	0	0	1	1	0	0	0	2.3	
at Texas A&M	12/21/19		13	1	5	.200	0	2	.000	0	0	.000	0	1	1	1.8	2	0	0	1	0	0	2	2.3	
North Dakota	12/29/19		6	0	0	.000	0	0	.000	0	0	.000	0	1	1	1.8	1	0	0	1	0	1	0	2.1	
at Utah	1/2/20		15	2	7	.286	1	5	.200	1	2	.500	0	3	3	1.8	4	0	1	0	0	2	6	2.4	
at Colorado	1/5/20		22	1	4	.250	0	1	.000	0	0	.000	1	1	2	1.9	2	0	2	0	0	2	2	2.4	
Arizona St.	1/9/20		14	1	5	.200	1	2	.500	2	2	1.000	0	1	1	1.8	2	0	0	1	0	0	5	2.5	
ARIZONA	1/12/20		9	0	0	.000	0	0	.000	0	0	.000	0	0	0	1.7	0	0	1	0	0	0	0	2.4	
at Washington	1/16/20		15	2	2	1.000	1	1	1.000	1	3	.333	0	3	3	1.8	3	0	2	1	0	1	6	2.6	
at Washington St	1/18/20		15	3	6	.500	1	2	.500	1	1	1.000	0	2	2	1.8	4	0	0	0	0	0	8	2.9	
UCLA	1/23/20		10	0	0	.000	0	0	.000	0	0	.000	0	0	0	1.7	1	0	0	3	0	1	0	2.7	
USC	1/25/20		24	2	6	.333	1	4	.250	1	2	.500	0	1	1	1.7	3	0	1	1	0	0	6	2.9	
at Stanford	1/30/20		16	1	3	.333	0	1	.000	1	2	.500	1	1	2	1.7	2	0	0	2	0	0	3	2.9	
at California	2/1/20		12	1	3	.333	0	1	.000	0	0	.000	0	2	2	1.7	0	0	1	0	0	0	2	2.9	
OREGON	2/8/20		5	0	1	.000	0	1	.000	0	0	.000	0	1	1	1.7	0	0	1	0	0	0	0	2.7	
Utah	2/13/20		19	1	3	.333	0	1	.000	0	0	.000	0	1	1	1.6	3	0	1	1	0	0	2	2.7	
Colorado	2/15/20		11	0	0	.000	0	0	.000	0	0	.000	0	1	1	1.6	3	0	0	0	0	0	0	2.6	
at Arizona	2/20/20		5	0	0	.000	0	0	.000	0	0	.000	0	0	0	1.5	1	0	0	2	0	0	0	2.5	
at Arizona State	2/22/20		20	1	3	.333	1	1	1.000	2	2	1.000	0	1	1	1.5	3	0	3	3	0	2	5	2.6	
at Oregon	2/27/20		12	0	1	.000	0	0	.000	0	0	.000	0	0	0	1.5	0	0	1	1	0	0	0	2.5	
Stanford	3/5/20		24	1	4	.250	1	2	.500	2	2	1.000	0	1	1	1.4	2	0	3	1	0	2	5	2.6	
California	3/7/20		15	3	6	.500	2	3	.667	0	0	.000	0	2	2	1.5	2	0	1	2	0	2	8	2.8	
vs Utah	3/11/20		18	2	4	.500	0	1	.000	0	0	.000	0	1	1	1.5	2	0	2	0	0	2	4	2.8	
<b>TOTALS</b>		<b>0</b>	<b>430</b>	<b>30</b>	<b>92</b>	<b>.326</b>	<b>12</b>	<b>40</b>	<b>.300</b>	<b>15</b>	<b>23</b>	<b>.652</b>	<b>4</b>	<b>41</b>	<b>45</b>	<b>1.5</b>	<b>52</b>	<b>0</b>	<b>28</b>	<b>29</b>	<b>0</b>	<b>19</b>	<b>87</b>	<b>2.8</b>	

**GAMES PLAYED: 31**  
**MINUTES/GAME: 13.9**  
**POINTS/GAME: 2.8**  
**FG PCT: 32.6**  
**3FG PCT: 30.0**  
**FT PCT: 65.2**

**REBOUNDS/GAME: 1.5**  
**ASSISTS/GAME: 0.9**  
**TURNOVERS/GAME: 0.9**  
**ASSIST/TURNOVER RATIO: 1.0**  
**STEALS/GAME: 0.6**

# JAROD LUCAS



**Class:** Sophomore  
**Hometown:** Hacienda Heights, Calif.  
**High School:** Los Altos HS  
**Height/Weight:** 6-3/195  
**Experience:** 1L

**Forward | #2**

**FRESHMAN (2019-20):** Played in all 31 games ... Averaged 4.6 points, 0.9 rebounds, 0.4 assists and 0.3 steals in 13.1 minutes per game ... Scored in double figures in four games ... Hit a game-winning 3-pointer with 1.8 seconds left in the first round of the Pac-12 Tournament against Utah (3/11) ... Tied a career high with four 3-pointers made and scored 12 points against Utah (3/11) ... Made a career-high four 3-pointers, tied a career best with five field goals made and scored 18 points at Arizona (2/20) ... Played a career-high 29 minutes at Arizona (2/20) ... Grabbed a career-high four rebounds against Utah (2/13) ... Had career highs with 21 points, five field goals made and eight free throws made at Stanford (1/30) ... Scored 12 points, going 3-for-4 from the field, 2-for-3 from beyond the arc and 4-for-4 from the free throw line against Arkansas-Pine Bluff (12/14) ... Had a career-high two assists against San Jose State (11/27) ... Scored first career points on a pair of free throws in the first half against CSUN (11/5) ... Made first career 3-point attempt against CSUN (11/5) and added three rebounds, one assist and two steals.

**HIGH SCHOOL:** Graduated from Los Altos High School in Hacienda Heights, Calif. in 2019 ... Ranked the nation's No. 28 point guard by ESPN ... Named a four-star recruit by ESPN ... Lettered four years for his father, Jeff Lucas ... Started every game in his four-year career ... Holds 15 school records ... Set the Southern California CIF record with 3,356 career points, the third-most points in California state history... Had a career scoring average of 29.4 per game ... Made 384 career 3-pointers ... Finished in the Top 7 in five different CIF-SS record categories ... Was a four-time All-CIF First Team selection and four-time All-State selection ... Was a McDonald's All-American Nominee ... Named a Max Preps Freshman All-American ... Selected to the Los Angeles Times First-Team as a senior ... Named the Hacienda League Most Valuable Player four times and won four league titles ... Named the San Gabriel Valley Tribune Area Player of the Year in 2018 and 2019 ... Averaged 39.6 points (1,189 pts), 11.3 rebounds and 4.4 assists as a senior ... Broke the school record for points in a game with 54 as a senior... Had five 50-point plus games and three games with 49 points as a senior ... Led the nation with 422 free throws made, a California record, and shot 89 percent from the stripe as a senior ... Holds the California record with 1,098 career free throws ... Averaged 26.2 points, 7.4 rebounds and 4.2 assists as junior ... Made 47 straight free throws as a junior ... Averaged 24.7 points, 7.8 rebounds and 5.0 assists as a sophomore ... Averaged 26.4 points, 5.7 rebounds and 5.1 assists as a freshman ... Participated in the National High School 3-Point Championship during Final Four weekend in Minneapolis in 2019 ... Started on Compton Magic's 2018 AAU National Championship Team that finished with a 46-2 record ... Graduated with a 3.94 GPA ... Member of the National Honor Society all four years.

**PERSONAL:** Born Dec. 7, 1999 in Whittier, Calif. ... Son of Jeff and Christina Lucas ... Father is a physical education teacher and the head coach of the Los Altos High School basketball team and mother is the director of operations at Goodwill Industries ... Father played basketball at the University of Hawai'i ... Has one brother, Jordan who is one of California's top volleyball players for his age and has played with USA Volleyball the past three summers ... Chose Oregon State because "my relationship to the coaching staff was incomparable to anyone else recruiting me. Both Coach Thompson and Coach Tinkle coach their own sons. Similar to my dad coaching me" ... Biggest athletic thrill to date is "becoming the all-time leading scorer in Southern California basketball history" ... Favorite athlete is Trae Young ... Hobby is biking ... Majoring in University Exploratory Studies.

## CAREER HIGHS

**Points:** 21 at Stanford (1/30/20)  
**FG Made:** 5, two times, last at Arizona (2/20/20)  
**FG Attempted:** 13 at Arizona (2/20/20)  
**3-PT Made:** 4, two times, last vs. Utah (3/11/20)  
**3-PT Attempted:** 12 at Arizona (2/20/20)  
**FT Made:** 8 at Stanford (1/30/20)  
**FT Attempted:** 9 at Stanford (1/30/20)  
**Rebounds:** 4 vs. Utah (2/13/20)  
**Assists:** 2 vs. San Jose State (11/27/19)  
**Blocked Shots:** 0  
**Steals:** 2 vs. CSUN (11/5/19)  
**Minutes:** 29 at Arizona (2/20/20)

## OVERALL CAREER STATISTICS

YEAR	GP	GS	MIN	AVG	TOTAL			3-PTS			FT	FTA	PCT	REBOUNDS					PF	FO	AST	TO	BLK	STL	PTS	AVG
					FG	FGA	PCT	FG	FGA	PCT				OFF	DEF	TOT	AVG									
2019-20	31	0	406	13.1	34	97	.351	27	79	.342	47	54	.870	11	17	28	0.9	23	0	12	12	0	9	142	4.6	
<b>TOTAL</b>	<b>31</b>	<b>0</b>	<b>406</b>	<b>13.1</b>	<b>34</b>	<b>97</b>	<b>.351</b>	<b>27</b>	<b>79</b>	<b>.342</b>	<b>47</b>	<b>54</b>	<b>.870</b>	<b>11</b>	<b>17</b>	<b>28</b>	<b>0.9</b>	<b>23</b>	<b>0</b>	<b>12</b>	<b>12</b>	<b>0</b>	<b>9</b>	<b>142</b>	<b>4.6</b>	

## PAC-12 CONFERENCE CAREER STATISTICS

YEAR	GP	GS	MIN	AVG	TOTAL			3-PTS			FT	FTA	PCT	REBOUNDS					PF	FO	AST	TO	BLK	STL	PTS	AVG
					FG	FGA	PCT	FG	FGA	PCT				OFF	DEF	TOT	AVG									
2019-20	18	0	220	12.2	15	56	.268	12	46	.261	31	33	.939	8	9	17	0.9	13	0	7	7	0	4	73	4.1	
<b>TOTAL</b>	<b>18</b>	<b>0</b>	<b>220</b>	<b>12.2</b>	<b>15</b>	<b>56</b>	<b>.268</b>	<b>12</b>	<b>46</b>	<b>.261</b>	<b>31</b>	<b>33</b>	<b>.939</b>	<b>8</b>	<b>9</b>	<b>17</b>	<b>0.9</b>	<b>13</b>	<b>0</b>	<b>7</b>	<b>7</b>	<b>0</b>	<b>4</b>	<b>73</b>	<b>4.1</b>	

# JAROD LUCAS 2019-20 GAME-BY-GAME STATISTICS

OPPONENT	DATE	GS	MIN	TOTAL			3-PTS			FT	FTA	PCT	REBOUNDS			PF	FO	A	TO	BLK	STL	PTS	AVG	
				FG	FGA	PCT	3FG	FGA	PCT				OFF	DEF	TOT									AVG
CSUN	11/5/19		19	1	2	.500	1	1	1.000	4	4	1.000	1	2	3	3.0	1	0	1	0	0	2	7	7.0
Iowa State	11/9/19		17	1	2	.500	1	2	.500	0	0	.000	0	0	0	1.5	0	0	0	0	0	3	5.0	
vs Oklahoma	11/12/19		16	1	4	.250	0	2	.000	0	0	.000	0	0	0	1.0	1	0	1	0	0	2	4.0	
at Wyoming	11/16/19		19	3	5	.600	3	5	.600	0	2	.000	0	0	0	0.8	1	0	0	0	0	9	5.3	
UC Santa Barbara	11/20/19		4	0	0	.000	0	0	.000	2	3	.667	0	0	0	0.6	0	0	0	0	0	2	4.6	
Grambling St.	11/23/19		7	0	1	.000	0	1	.000	0	0	.000	0	0	0	0.5	0	0	0	0	0	0	3.8	
vs San Jose St	11/27/19		11	2	5	.400	2	4	.500	0	0	.000	0	0	0	0.4	1	0	2	1	0	6	4.1	
Portland St	12/1/19		14	2	2	1.000	1	1	1.000	0	0	.000	0	1	1	0.5	1	0	0	2	0	5	4.3	
UAPB	12/14/19		11	3	4	.750	2	3	.667	4	4	1.000	1	1	2	0.7	2	0	0	1	0	12	5.1	
vs UTSA	12/18/19		21	0	3	.000	0	3	.000	2	2	1.000	0	1	1	0.7	0	0	0	0	0	2	4.8	
at Texas A&M	12/21/19		11	0	4	.000	0	3	.000	0	0	.000	1	1	2	0.8	2	0	0	0	0	1	4.4	
North Dakota	12/29/19		22	2	3	.667	1	2	.500	4	6	.667	0	2	2	0.9	0	0	1	0	0	9	4.8	
at Utah	1/2/20		6	0	2	.000	0	2	.000	0	0	.000	1	0	1	0.9	0	0	0	0	0	0	4.4	
at Colorado	1/5/20		9	0	0	.000	0	0	.000	0	0	.000	0	0	0	0.9	3	0	0	0	0	0	4.1	
Arizona St.	1/9/20		10	0	4	.000	0	2	.000	3	3	1.000	1	0	1	0.9	1	0	0	1	0	3	4.0	
Arizona	1/12/20		3	0	0	.000	0	0	.000	0	0	.000	0	0	0	0.8	0	0	0	0	0	0	3.8	
at Washington	1/16/20		7	1	3	.333	1	3	.333	0	0	.000	0	0	0	0.8	1	0	0	0	0	3	3.7	
at Washington St	1/18/20		15	0	1	.000	0	1	.000	2	2	1.000	0	2	2	0.8	1	0	1	1	0	2	3.6	
UCLA	1/23/20		6	0	1	.000	0	0	.000	2	2	1.000	0	0	0	0.8	0	0	1	0	0	2	3.5	
USC	1/25/20		4	0	1	.000	0	1	.000	0	0	.000	0	0	0	0.8	0	0	0	1	0	0	3.4	
at Stanford	1/30/20		27	5	10	.500	3	8	.375	8	9	.889	1	1	2	0.8	1	0	1	1	0	21	4.2	
at California	2/1/20		21	1	2	.500	1	2	.500	4	5	.800	0	0	0	0.8	0	0	1	1	0	7	4.3	
Oregon	2/8/20		13	0	2	.000	0	2	.000	3	3	1.000	1	0	1	0.8	0	0	0	0	0	3	4.3	
Utah	2/13/20		18	1	3	.333	1	3	.333	5	5	1.000	1	3	4	0.9	1	0	1	0	0	8	4.4	
Colorado	2/15/20		14	0	4	.000	0	2	.000	0	0	.000	0	1	1	0.9	0	0	0	0	0	0	4.2	
at Arizona	2/20/20		29	5	13	.385	4	12	.333	4	4	1.000	2	1	3	1.0	3	0	1	0	0	18	4.8	
at Arizona State	2/22/20		14	1	3	.333	1	3	.333	0	0	.000	1	0	1	1.0	2	0	0	1	0	3	4.7	
at Oregon	2/27/20		11	0	2	.000	0	2	.000	0	0	.000	0	0	0	1.0	0	0	0	1	0	0	4.5	
Stanford	3/5/20		4	0	1	.000	0	0	.000	0	0	.000	0	1	1	1.0	0	0	0	0	0	0	4.4	
California	3/7/20		9	1	4	.250	1	3	.333	0	0	.000	0	0	0	0.9	0	0	1	0	0	3	4.3	
vs Utah	3/11/20		14	4	6	.667	4	6	.667	0	0	.000	0	0	0	0.9	1	0	0	1	0	12	4.6	
<b>TOTALS</b>		<b>0</b>	<b>406</b>	<b>34</b>	<b>97</b>	<b>.351</b>	<b>27</b>	<b>79</b>	<b>.342</b>	<b>47</b>	<b>54</b>	<b>.870</b>	<b>11</b>	<b>17</b>	<b>28</b>	<b>0.9</b>	<b>23</b>	<b>0</b>	<b>12</b>	<b>12</b>	<b>0</b>	<b>9</b>	<b>142</b>	<b>4.6</b>

GAMES PLAYED: 31  
 MINUTES/GAME: 13.1  
 POINTS/GAME: 4.6  
 FG PCT: 35.1  
 3FG PCT: 34.2  
 FT PCT: 87.0

REBOUNDS/GAME: 0.9  
 ASSISTS/GAME: 0.4  
 TURNOVERS/GAME: 0.4  
 ASSIST/TURNOVER RATIO: 1.0  
 STEALS/GAME: 0.3

# ZACH REICHLÉ



**Class:** Senior  
**Hometown:** Wilsonville, Ore.  
**High School:** Wilsonville HS  
**Height/Weight:** 6-5/205  
**Experience:** 3L

**Guard | #11**

**JUNIOR (2019-20):** Started all 31 games ... Averaged 7.9 points, 3.3 rebounds, 2.2 assists, 0.9 steals and 0.2 blocked shots in 28.4 minutes per game ... Selected to the National Association of Basketball Coaches (NABC) Honors Court ... Selected to the Pac-12 Winter Academic Honor Roll ... Scored in double figures in 14 games ... Finished 21st in the Pac-12 in 3-point field goal percentage (.343) ... Tied a career high with three steals against Utah (3/11) ... Had a career-high nine rebounds and tied career bests with six assists and three steals against California (3/7) ... Tied a career high with three 3-pointers made in both games against Oregon (2/27 and 2/8) ... Tied a career high with three 3-pointers made and played a career-best 38 minutes against UCLA (1/23) ... Scored a career-high 19 points at Colorado (1/5) ... Made a career high nine free throws at Colorado (1/5) ... Tied a career high with six field goals made at Utah (1/2) ... Had a career-high three steals against North Dakota (12/29) ... Had a career-high six assists against UTSA (12/18) ... Made a career-high six field goals against Portland State (12/1) ... Tied a career high with three 3-pointers made against Iowa State (11/9).

**SOPHOMORE (2018-19):** Played in all 31 games and started 13 ... Averaged 3.5 points, 2.0 rebounds, 1.4 assists and 0.5 steals in 19.2 minutes per game ... Selected to the National Association of Basketball Coaches (NABC) Honors Court ... Selected to the Pac-12 All-Academic First Team ... Scored in double figures in two games ... Tied a career high with two steals at UCLA (2/21) ... Tied career highs with two steals and five free throw attempts against California (2/9) ... Got first career blocked shot at Arizona (1/19) ... Got first career start at Oregon (1/5) and scored seven points ... Tied season highs with three field goals and five rebounds against Central Connecticut (12/29) ... Had career highs with 13 points, three 3-pointers and four free throws against Pepperdine (12/17) ... Tied a career high with two steals at Saint Louis (12/9) and at Long Beach State (11/25) ... Had a career-high five assists against Missouri State (12/1) ... Scored four points, made first 3-pointer of the season and grabbed three rebounds against Old Dominion (11/16).

**FRESHMAN (2017-18):** Played in 30 games ... Averaged 1.7 points, 1.3 rebounds, 0.5 assists and 0.3 steals in 8.7 minutes per game ... Tied career highs with seven points and seven rebounds and set career highs with two 3-pointers, three assists and 33 minutes against Washington in the first round of the Pac-12 Tournament (3/7) ... Had career highs with seven points and three field goals at Washington State (3/3) ... Grabbed a career-high seven rebounds against USC (1/20) ... Had a career-high two steals against Arkansas-Pine Bluff (12/9) ... Made first career 3-pointer against St. John's (11/23) ... Grabbed first career rebound against Wyoming (11/13) ... Scored first college points on a left-handed layup in the second half against Southern Utah (11/10).

**HIGH SCHOOL:** Graduated from Wilsonville High School in Wilsonville, Ore., in 2017 ... Named the top-ranked player in the state of Oregon by ESPN in 2016 and 2017 ... Named the 2016-17 Gatorade Oregon Boys Basketball Player of the Year ... Named a three-star recruit by ESPN and Rivals ... Was unanimous selection for 5A State Player of the Year in 2016 and 2017 ... Led team to Oregon Class 5A state championship in 2016 and 2017 ... Averaged 24.5 points, 6.6 rebounds, 3.8 assists and 2.1 steals as a senior ... Averaged 20.2 points, 8.1 rebounds and 3.1 assists as a junior ... Was a three-time Northwest Oregon Conference Player of the Year ... Holds more than 50 school records ... Started every game all four years ... Graduated with a 3.89 GPA ... Member of the Honor Roll.

**PERSONAL:** Born Jan. 15, 1999 in Tualatin, Ore. ... Son of Bill and Sarah Reichle ... Father is a company owner and mother is a teacher ... Has two brothers, Gabe and Jake ... Chose Oregon State because "I felt like I could reach my full potential as a person here, get a great education and it was the place I felt most comfortable." ... Biggest athletic thrill to date is "winning two state championships" ... Favorite athlete is Larry Bird ... Hobbies are wake surfing and water skiing ... Majoring in Business Information Systems.

## CAREER HIGHS

**Points:** 19 at Colorado (1/5/20)  
**FG Made:** 6, two times, last at Utah (1/2/20)  
**FG Attempted:** 10, two times, last at Utah (1/2/20)  
**3-PT Made:** 3, five times, last at Oregon (2/27/20)  
**3-PT Attempted:** 7 at Texas A&M (12/21/19)  
**FT Made:** 9 at Colorado (1/5/20)  
**FT Attempted:** 9 at Colorado (1/5/20)  
**Rebounds:** 9 vs. California (3/7/20)  
**Assists:** 6, two times, last vs. California (3/7/20)  
**Blocked Shots:** 1, six times, last vs. UTSA (12/18/19)  
**Steals:** 3, three times, last vs. Utah (3/11/20)  
**Minutes:** 38 vs. UCLA (1/23/20)

## OVERALL CAREER STATISTICS

YEAR	GP	GS	MIN	AVG	TOTAL			3-PTS			FT	FTA	PCT	REBOUNDS				PF	FO	AST	TO	BLK	STL	PTS	AVG
					FG	FGA	PCT	FG	FGA	PCT				OFF	DEF	TOT	AVG								
2017-18	30	0	262	8.7	16	52	.308	12	35	.343	7	10	.700	12	27	39	1.3	31	0	16	22	0	9	51	1.7
2018-19	31	13	594	19.2	29	96	.302	24	74	.324	26	34	.765	13	50	63	2.0	58	1	43	32	1	16	108	3.5
2019-20	31	31	881	28.4	76	178	.427	35	102	.343	59	76	.776	14	87	101	3.3	65	1	68	41	5	28	246	7.9
<b>TOTAL</b>	<b>92</b>	<b>44</b>	<b>1737</b>	<b>18.9</b>	<b>121</b>	<b>326</b>	<b>.371</b>	<b>71</b>	<b>211</b>	<b>.336</b>	<b>92</b>	<b>120</b>	<b>.767</b>	<b>39</b>	<b>164</b>	<b>203</b>	<b>2.2</b>	<b>154</b>	<b>2</b>	<b>127</b>	<b>95</b>	<b>6</b>	<b>53</b>	<b>405</b>	<b>4.4</b>

## PAC-12 CONFERENCE CAREER STATISTICS

YEAR	GP	GS	MIN	AVG	TOTAL			3-PTS			FT	FTA	PCT	REBOUNDS				PF	FO	AST	TO	BLK	STL	PTS	AVG
					FG	FGA	PCT	FG	FGA	PCT				OFF	DEF	TOT	AVG								
2017-18	18	0	152	8.4	10	27	.370	7	17	.412	3	4	.750	5	14	19	1.1	19	0	9	10	0	4	30	1.7
2018-19	18	13	374	20.8	15	60	.250	14	48	.292	14	20	.700	7	27	34	1.9	41	0	17	23	1	9	58	3.2
2019-20	18	18	532	29.6	40	96	.417	21	57	.368	36	43	.837	5	53	58	3.2	37	1	33	26	0	11	137	7.6
<b>TOTAL</b>	<b>54</b>	<b>31</b>	<b>1058</b>	<b>19.6</b>	<b>65</b>	<b>183</b>	<b>.355</b>	<b>42</b>	<b>122</b>	<b>.344</b>	<b>53</b>	<b>67</b>	<b>.791</b>	<b>17</b>	<b>94</b>	<b>111</b>	<b>2.1</b>	<b>97</b>	<b>1</b>	<b>59</b>	<b>59</b>	<b>1</b>	<b>24</b>	<b>225</b>	<b>4.2</b>

# ZACH REICHLÉ 2019-20 GAME-BY-GAME STATISTICS

OPPONENT	DATE	GS	MIN	TOTAL			3-PTS			FT	FTA	PCT	REBOUNDS			PF	FO	A	TO	BLK	STL	PTS	AVG		
				FG	FGA	PCT	3FG	FGA	PCT				OFF	DEF	TOT									AVG	
CSUN	11/5/19	*	32	4	9	.444	1	3	.333	4	5	.800	1	3	4	4.0	2	0	4	1	1	1	13	13.0	
Iowa St.	11/9/19	*	22	4	6	.667	3	4	.750	0	0	.000	2	5	7	5.5	2	0	2	2	0	0	11	12.0	
vs Oklahoma	11/12/19	*	30	4	9	.444	2	5	.400	0	0	.000	1	3	4	5.0	2	0	1	1	1	1	10	11.3	
at Wyoming	11/16/19	*	20	3	5	.600	1	3	.333	3	4	.750	0	5	5	5.0	3	0	1	2	1	1	10	11.0	
UC Santa Barbara	11/20/19	*	29	1	5	.200	1	3	.333	3	4	.750	0	1	1	4.2	3	0	3	1	0	0	6	10.0	
Grambling St.	11/23/19	*	23	1	2	.500	0	1	.000	3	4	.750	1	2	3	4.0	2	0	1	0	0	1	5	9.2	
vs San Jose St	11/27/19	*	25	4	6	.667	2	4	.500	0	0	.000	1	2	3	3.9	1	0	4	2	0	2	10	9.3	
Portland St.	12/1/19	*	20	6	8	.750	0	2	.000	4	5	.800	0	2	2	3.6	4	0	2	1	0	1	16	10.1	
UAPB	12/14/19	*	19	0	4	.000	0	2	.000	1	2	.500	0	1	1	3.3	2	0	1	1	1	2	1	9.1	
vs UTSA	12/18/19	*	35	2	7	.286	1	5	.200	3	5	.600	0	3	3	3.3	1	0	6	2	1	1	8	9.0	
at Texas A&M	12/21/19	*	30	2	10	.200	1	7	.143	0	1	.000	1	2	3	3.3	3	0	3	2	0	1	5	8.6	
North Dakota	12/29/19	*	27	2	4	.500	0	1	.000	2	3	.667	0	3	3	3.3	2	0	2	0	0	3	6	8.4	
at Utah	1/2/20	*	33	6	10	.600	1	4	.250	2	3	.667	0	3	3	3.2	1	0	2	0	0	0	15	8.9	
at Colorado	1/5/20	*	35	4	6	.667	2	4	.500	9	9	1.000	0	1	1	3.1	0	0	1	2	0	1	19	9.6	
Arizona St.	1/9/20	*	27	0	5	.000	0	4	.000	6	7	.857	0	3	3	3.1	1	0	3	3	0	0	6	9.4	
Arizona	1/12/20	*	34	3	7	.429	1	4	.250	4	4	1.000	0	2	2	3.0	1	0	1	3	0	1	11	9.5	
at Washington	1/16/20	*	25	0	3	.000	0	1	.000	0	0	.000	2	2	4	3.1	1	0	4	2	0	0	0	8.9	
at Washington St	1/18/20	*	19	1	5	.200	1	2	.500	0	0	.000	0	2	2	3.0	5	1	0	1	0	0	3	8.6	
UCLA	1/23/20	*	38	3	5	.600	3	4	.750	3	4	.750	1	2	3	3.0	4	0	3	1	0	2	12	8.8	
USC	1/25/20	*	31	2	4	.500	1	3	.333	0	0	.000	0	4	4	3.1	1	0	3	2	0	0	5	8.6	
at Stanford	1/30/20	*	26	1	4	.250	0	2	.000	1	2	.500	0	5	5	3.1	3	0	2	0	0	0	3	8.3	
at California	2/1/20	*	32	2	5	.400	2	3	.667	2	2	1.000	2	2	4	3.2	3	0	3	0	0	2	8	8.3	
Oregon	2/8/20	*	37	4	9	.444	3	5	.600	0	0	.000	0	6	6	3.3	0	0	4	2	0	1	11	8.4	
Utah	2/13/20	*	25	4	6	.667	2	4	.500	0	0	.000	0	2	2	3.3	1	0	0	2	0	1	10	8.5	
Colorado	2/15/20	*	32	2	7	.286	0	3	.000	1	3	.333	0	0	0	3.1	1	0	0	1	0	0	5	8.4	
at Arizona	2/20/20	*	25	0	2	.000	0	1	.000	2	2	1.000	0	5	5	3.2	3	0	1	2	0	0	2	8.1	
at Arizona St	2/22/20	*	16	1	3	.333	0	2	.000	0	0	.000	0	0	0	3.1	4	0	0	0	0	0	2	7.9	
at Oregon	2/27/20	*	30	3	7	.429	3	6	.500	2	2	1.000	0	0	0	3.0	4	0	0	2	0	0	11	8.0	
Stanford	3/5/20	*	32	4	7	.571	2	4	.500	0	0	.000	0	5	5	3.0	0	0	0	1	0	0	10	8.1	
California	3/7/20	*	35	0	1	.000	0	1	.000	4	5	.800	0	9	9	3.2	4	0	6	2	0	3	4	7.9	
vs Utah	3/11/20	*	37	3	7	.429	2	5	.400	0	0	.000	2	2	4	3.3	1	0	5	0	0	3	8	7.9	
<b>TOTALS</b>			<b>31</b>	<b>881</b>	<b>76</b>	<b>178</b>	<b>.427</b>	<b>35</b>	<b>102</b>	<b>.343</b>	<b>59</b>	<b>76</b>	<b>.776</b>	<b>14</b>	<b>87</b>	<b>101</b>	<b>3.3</b>	<b>65</b>	<b>1</b>	<b>68</b>	<b>41</b>	<b>5</b>	<b>28</b>	<b>246</b>	<b>7.9</b>

GAMES PLAYED: 31

MINUTES/GAME: 28.4

POINTS/GAME: 7.9

FG PCT: 42.7

3FG PCT: 34.3

FT PCT: 77.6

REBOUNDS/GAME: 3.3

ASSISTS/GAME: 2.2

TURNOVERS/GAME: 1.3

ASSIST/TURNOVER RATIO: 1.7

STEALS/GAME: 0.9

BLOCKS/GAME: 0.2

# ZACH REICHLÉ 2018-19 GAME-BY-GAME STATISTICS

OPPONENT	DATE	GS	MIN	TOTAL			3-PTS			FT	FTA	PCT	REBOUNDS			PF	FO	A	TO	BLK	STL	PTS	AVG	
				FG	FGA	PCT	3FG	FGA	PCT				OFF	DEF	TOT									AVG
UC Riverside	11/6/18		12	0	0	.000	0	0	.000	2	2	1.000	0	2	2	2.0	0	0	1	1	0	0	2	2.0
Wyoming	11/10/18		15	0	3	.000	0	2	.000	1	2	.500	0	0	0	1.0	2	0	2	0	0	0	1	1.5
vs Old Dominion	11/16/18		22	1	2	.500	1	2	.500	1	2	.500	1	2	3	1.7	1	0	0	2	0	0	4	2.3
vs Missouri	11/18/18		9	0	0	.000	0	0	.000	0	0	.000	0	2	2	1.8	5	1	0	0	0	0	0	1.8
vs Penn	11/19/18		20	2	3	.667	0	1	.000	0	0	.000	0	2	2	1.8	1	0	3	3	0	1	4	2.2
at Long Beach St	11/25/18		23	2	7	.286	1	4	.250	2	2	1.000	2	2	4	2.2	1	0	3	1	0	2	7	3.0
Missouri State	12/1/18		17	1	2	.500	1	2	.500	0	0	.000	0	2	2	2.1	0	0	5	0	0	0	3	3.0
at Saint Louis	12/09/18		20	1	3	.333	1	3	.333	0	0	.000	0	1	1	2.0	2	0	2	0	0	2	3	3.0
Texas A&M	12/15/18		9	0	2	.000	0	1	.000	0	0	.000	1	0	1	1.9	2	0	2	0	0	0	0	2.7
Pepperdine	12/17/18		27	3	5	.600	3	4	.750	4	4	1.000	1	4	5	2.2	0	0	3	0	0	1	13	3.7
Kent State	12/21/18		15	1	2	.500	1	2	.500	0	0	.000	0	1	1	2.1	1	0	3	0	0	0	3	3.6
Central Conn	12/29/18		25	3	5	.600	2	4	.500	2	2	1.000	1	4	5	2.3	2	0	2	2	0	1	10	4.2
at Oregon	1/5/19	*	27	1	5	.200	1	4	.250	4	4	1.000	2	0	2	2.3	2	0	2	5	0	0	7	4.4
USC	1/10/19	*	32	1	4	.250	1	2	.500	0	0	.000	0	1	1	2.2	2	0	1	2	0	0	3	4.3
UCLA	1/13/19	*	14	1	3	.333	1	3	.333	0	0	.000	0	1	1	2.1	3	0	1	0	0	0	3	4.2
at Arizona State	1/17/19	*	19	1	3	.333	1	3	.333	0	1	.000	0	2	2	2.1	3	0	1	0	0	0	3	4.1
at Arizona	1/19/19		21	1	2	.500	1	1	1.000	0	0	.000	0	2	2	2.1	3	0	0	2	1	0	3	4.1
Washington St	1/24/19		14	0	6	.000	0	4	.000	0	0	.000	1	3	4	2.2	0	0	1	3	0	0	0	3.8
Washington	1/26/19		12	0	1	.000	0	1	.000	0	0	.000	0	1	1	2.2	3	0	1	2	0	0	0	3.6
at Colorado	1/31/19	*	27	0	3	.000	0	3	.000	1	2	.500	0	0	0	2.1	2	0	3	2	0	1	1	3.5
at Utah	2/2/19	*	16	1	6	.167	1	5	.200	0	0	.000	2	0	2	2.0	3	0	0	0	0	1	3	3.5
Stanford	2/7/19	*	28	1	1	1.000	0	0	.000	0	0	.000	0	1	1	2.0	3	0	1	0	0	1	2	3.4
California	2/9/19	*	26	1	3	.333	1	3	.333	3	5	.600	0	1	1	2.0	3	0	0	0	0	2	6	3.5
Oregon	2/16/19	*	25	0	5	.000	0	5	.000	0	0	.000	0	3	3	2.0	2	0	0	1	0	1	0	3.4
at UCLA	2/21/19	*	21	2	3	.667	2	3	.667	0	0	.000	0	4	4	2.1	1	0	2	2	0	2	6	3.5
at USC	2/23/19	*	31	2	5	.400	2	4	.500	2	3	.667	0	4	4	2.2	3	0	1	1	0	0	8	3.7
Arizona	2/28/19	*	22	1	2	.500	1	2	.500	1	2	.500	0	1	1	2.1	3	0	0	0	0	0	4	3.7
Arizona State	3/3/19		8	0	2	.000	0	1	.000	2	2	1.000	1	2	3	2.1	1	0	0	1	0	0	2	3.6
at Washington	3/6/19		20	1	4	.250	1	2	.500	1	1	1.000	1	0	1	2.1	0	0	2	2	0	0	4	3.6
at Washington St	3/9/19	*	11	1	2	.500	1	2	.500	0	0	.000	0	1	1	2.1	4	0	1	0	0	1	3	3.6
vs Colorado	3/14/19		6	0	2	.000	0	1	.000	0	0	.000	0	1	1	2.0	0	0	0	0	0	0	0	3.5
<b>TOTALS</b>		<b>13</b>	<b>594</b>	<b>29</b>	<b>96</b>	<b>.302</b>	<b>24</b>	<b>74</b>	<b>.324</b>	<b>26</b>	<b>34</b>	<b>.765</b>	<b>13</b>	<b>50</b>	<b>63</b>	<b>2.0</b>	<b>58</b>	<b>1</b>	<b>43</b>	<b>32</b>	<b>1</b>	<b>16</b>	<b>108</b>	<b>3.5</b>

**GAMES PLAYED: 31**  
**MINUTES/GAME: 19.2**  
**POINTS/GAME: 3.5**  
**FG PCT: 30.2**  
**3FG PCT: 32.4**  
**FT PCT: 76.5**

**REBOUNDS/GAME: 2.0**  
**ASSISTS/GAME: 1.4**  
**TURNOVERS/GAME: 1.0**  
**ASSIST/TURNOVER RATIO: 1.3**  
**STEALS/GAME: 0.5**  
**BLOCKS/GAME: 0.0**

# ZACH REICHLÉ 2017-18 GAME-BY-GAME STATISTICS

OPPONENT	DATE	GS	MIN	TOTAL			3-PTS			FT	FTA	PCT	REBOUNDS			PF	FO	A	TO	BLK	STL	PTS	AVG	
				FG	FGA	PCT	3FG	FGA	PCT				OFF	DEF	TOT									AVG
Southern Utah	11/10/17		12	1	5	.200	0	3	.000	0	0	.000	0	0	0	0.0	3	0	1	2	0	1	2	2.0
Wyoming	11/13/17		6	0	2	.000	0	2	.000	0	0	.000	0	1	1	0.5	0	0	1	0	0	0	0	1.0
Long Beach State	11/18/17	DNP																						
vs St. John's	11/23/17		2	1	1	1.000	1	1	1.000	0	0	.000	0	1	1	0.7	0	0	0	0	0	0	3	1.7
vs Long Beach St	11/24/17		16	1	3	.333	1	3	.333	1	1	1.000	2	2	4	1.5	4	0	0	3	0	0	4	2.3
vs Marist	11/26/17		6	0	2	.000	0	1	.000	0	0	.000	1	1	2	1.6	0	0	0	0	0	1	0	1.8
Loyola Marymount	12/2/17	DNP																						
Eastern Kentucky	12/5/17		10	1	3	.333	1	1	1.000	2	2	1.000	2	1	3	1.8	2	0	1	0	0	1	5	2.3
UAPB	12/9/17		10	0	1	.000	0	1	.000	0	0	.000	0	0	0	1.6	1	0	1	1	0	2	0	2.0
Jacksonville St	12/12/17		2	0	0	.000	0	0	.000	0	0	.000	0	1	1	1.5	0	0	0	0	0	0	0	1.8
Saint Louis	12/16/17		7	0	0	.000	0	0	.000	0	1	.000	1	0	1	1.4	0	0	0	1	0	0	0	1.6
at Kent State	12/21/17		2	0	1	.000	0	1	.000	0	0	.000	0	0	0	1.3	0	0	0	1	0	0	0	1.4
Colorado	12/29/17		5	0	2	.000	0	1	.000	0	0	.000	0	2	2	1.4	1	0	1	1	0	0	0	1.3
Utah	12/31/17		14	1	1	1.000	1	1	1.000	1	2	.500	2	1	3	1.5	1	0	1	0	0	0	4	1.5
Oregon	1/5/18		3	0	0	.000	0	0	.000	0	0	.000	0	0	0	1.4	1	0	0	0	0	0	0	1.4
at Arizona	1/11/18		8	1	1	1.000	1	1	1.000	0	0	.000	0	0	0	1.3	1	0	0	0	0	0	3	1.5
at Arizona State	1/13/18		7	0	3	.000	0	1	.000	0	0	.000	0	0	0	1.2	1	0	0	0	0	0	0	1.4
UCLA	1/18/18		2	0	1	.000	0	1	.000	0	0	.000	0	0	0	1.1	0	0	0	0	0	0	0	1.3
USC	1/20/18		14	1	3	.333	0	1	.000	0	0	.000	2	5	7	1.5	2	0	2	2	0	0	2	1.4
at Oregon	1/27/18		9	0	0	.000	0	0	.000	0	0	.000	0	0	0	1.4	2	0	1	1	0	0	0	1.3
at Stanford	2/1/18		7	1	1	1.000	1	1	1.000	0	0	.000	0	0	0	1.3	0	0	0	1	0	1	3	1.4
at California	2/3/18		10	0	2	.000	0	2	.000	0	0	.000	0	2	2	1.4	2	0	2	1	0	1	0	1.3
Washington St	2/8/18		19	1	2	.500	1	2	.500	0	0	.000	0	1	1	1.3	2	0	0	1	0	1	3	1.4
Washington	2/10/18		12	1	1	1.000	1	1	1.000	0	0	.000	0	0	0	1.3	2	0	0	1	0	0	3	1.5
at UCLA	2/15/18		8	1	5	.200	1	3	.333	0	0	.000	0	1	1	1.3	1	0	0	0	0	0	3	1.5
at USC	2/17/18		2	0	0	.000	0	0	.000	0	0	.000	0	0	0	1.2	1	0	0	0	0	0	0	1.5
Arizona	2/22/18		6	0	0	.000	0	0	.000	0	0	.000	0	1	1	1.2	0	0	0	0	0	0	0	1.4
Arizona State	2/24/18		5	0	0	.000	0	0	.000	0	0	.000	0	0	0	1.2	0	0	0	2	0	0	0	1.3
at Washington	3/1/18		9	0	1	.000	0	0	.000	2	2	1.000	1	0	1	1.1	0	0	2	0	0	1	2	1.4
at Washington St	3/3/18		12	3	4	.750	1	2	.500	0	0	.000	0	1	1	1.1	2	0	0	0	0	0	7	1.6
vs Washington	3/7/18		33	2	7	.286	2	5	.400	1	2	.500	1	6	7	1.3	1	0	3	2	0	0	7	1.8
vs USC	3/8/18		4	0	0	.000	0	0	.000	0	0	.000	0	0	0	1.3	1	0	0	2	0	0	0	1.7
<b>TOTALS</b>		<b>0</b>	<b>262</b>	<b>16</b>	<b>52</b>	<b>.308</b>	<b>12</b>	<b>35</b>	<b>.343</b>	<b>7</b>	<b>10</b>	<b>.700</b>	<b>12</b>	<b>27</b>	<b>39</b>	<b>1.3</b>	<b>31</b>	<b>0</b>	<b>16</b>	<b>22</b>	<b>0</b>	<b>9</b>	<b>51</b>	<b>1.7</b>

GAMES PLAYED: 30

MINUTES/GAME: 8.7

POINTS/GAME: 1.7

FG PCT: 30.8

3FG PCT: 34.3

FT PCT: 70.0

REBOUNDS/GAME: 1.3

ASSISTS/GAME: 0.5

TURNOVERS/GAME: 0.7

ASSIST/TURNOVER RATIO: 0.7

STEALS/GAME: 0.3



# ROMAN SILVA



**Class:** Senior  
**Hometown:** Rancho Cucamonga, Calif.  
**High School:** Diamond Ranch HS  
**Height/Weight:** 7-1/265  
**Experience:** 1L

**Center | #12**

**JUNIOR (2019-20):** Played in 29 games and started one ... Averaged 1.9 points, 1.2 rebounds, 0.2 assists, 0.1 steals and 0.3 blocked shots in 7.2 minutes per game ... Selected to the National Association of Basketball Coaches (NABC) Honors Court ... Made a career-high two free throws against Stanford (3/5) ... Tied a career high with one assist at Stanford (1/30) ... Got first career start against USC (1/25) ... Tied a career high with four rebounds against Arizona (1/12) ... Tied career highs with four rebounds, two blocked shots, one assist and one steal against North Dakota (12/29) ... Played a career-high 19 minutes against North Dakota (12/29) ... Had a career-high two blocked shots against Arkansas-Pine Bluff (12/14) ... Had career highs with eight points and four field goals made, and got first career blocked shot against San Jose State (11/27) ... Grabbed a career-high four rebounds against UC Santa Barbara (11/20) ... Scored first points at Oregon State on a putback in the first half against CSUN (11/5) ... Scored four points and grabbed two rebounds in five minutes against CSUN (11/5).

**SAN BERNARDINO VALLEY COLLEGE:** Played in 27 games and started 26 in 2018-19 ... Averaged 16.1 points, 7.8 rebounds and 2.0 blocked shots and shot 62.8 percent from the field ... Named the Pacific Coast Athletic Conference North Division Co-Player of the Year ... Led the team to a 22-7 record and the Pacific Coast Athletic Conference North Division championship.

**HIGH SCHOOL:** Graduated from Diamond Ranch High School in Pomona, Calif. in 2016 ... Named a three-star recruit by ESPN ... Selected the CIF Division 3AA Player of the Year in 2016 ... Was a two-time first team All-Hacienda League selection ... Averaged 18.6 points, 10.8 rebounds and 2.8 blocked shots as a senior ... Led the Panthers to the CIF Southern Section Class 3AA title in 2016 ... Averaged 13.7 points, 8.6 rebounds and 2.7 blocked shots as a junior ... Attended Etiwanda High School in Rancho Cucamonga, Calif., as a freshman and sophomore ... Attended Cooper International Academy prep school in 2017-18 and averaged 25.1 points, 15.3 rebounds and 2.5 block shots ... Graduated from Diamond Ranch High School with a 4.5 GPA.

**PERSONAL:** Born Jan. 5, 1998 in Pomona, Calif. ... Son of Roman and Gabby Silva ... Father is a project manager and mother is a project scheduler ... Has one sister, Emma, and one brother, Daniel ... Chose Oregon State because "the coaching staff and the culture they have created with the men's basketball program. I felt it was something that I could be a part of" ... Biggest athletic thrill to date is "winning the CIF Southern Section championship my senior year" ... Favorite athlete is Anthony Davis ... Hobbies are fishing and camping ... Majoring in Business Administration.

## CAREER HIGHS

**Points:** 8 vs. San Jose State (11/27/19)  
**FG Made:** 4 vs. San Jose State (11/27/19)  
**FG Attempted:** 7 vs. San Jose State (11/27/19)  
**3-PT Made:** 0  
**3-PT Attempted:** 0  
**FT Made:** 2 vs. Stanford (3/5/20)  
**FT Attempted:** 2, three times, last vs. Stanford (3/5/20)  
**Rebounds:** 4, three times, last vs. Arizona (1/12/20)  
**Assists:** 1, five times, last at Washington State (1/18/20)  
**Blocked Shots:** 2, two times, last vs. North Dakota (12/29/19)  
**Steals:** 1, three times, last at Stanford (1/30/20)  
**Minutes:** 16 vs. North Dakota (12/29/19)

## OVERALL CAREER STATISTICS

YEAR	GP	GS	MIN	AVG	TOTAL			3-PTS			FT	FTA	PCT	REBOUNDS				PF	FO	AST	TO	BLK	STL	PTS	AVG
					FG	FGA	PCT	FG	FGA	PCT				OFF	DEF	TOT	AVG								
2019-20	29	1	210	7.2	26	45	.578	0	0	.000	4	7	.571	15	21	36	1.2	36	0	5	10	10	3	56	1.9
<b>TOTAL</b>	<b>29</b>	<b>1</b>	<b>210</b>	<b>7.2</b>	<b>26</b>	<b>45</b>	<b>.578</b>	<b>0</b>	<b>0</b>	<b>.000</b>	<b>4</b>	<b>7</b>	<b>.571</b>	<b>15</b>	<b>21</b>	<b>36</b>	<b>1.2</b>	<b>36</b>	<b>0</b>	<b>5</b>	<b>10</b>	<b>10</b>	<b>3</b>	<b>56</b>	<b>1.9</b>

## PAC-12 CONFERENCE CAREER STATISTICS

YEAR	GP	GS	MIN	AVG	TOTAL			3-PTS			FT	FTA	PCT	REBOUNDS				PF	FO	AST	TO	BLK	STL	PTS	AVG
					FG	FGA	PCT	FG	FGA	PCT				OFF	DEF	TOT	AVG								
2019-20	17	1	121	7.1	9	16	.563	0	0	.000	2	3	.667	7	9	16	0.9	19	0	2	4	4	1	20	1.2
<b>TOTAL</b>	<b>17</b>	<b>1</b>	<b>121</b>	<b>7.1</b>	<b>9</b>	<b>16</b>	<b>.563</b>	<b>0</b>	<b>0</b>	<b>.000</b>	<b>2</b>	<b>3</b>	<b>.667</b>	<b>7</b>	<b>9</b>	<b>16</b>	<b>0.9</b>	<b>19</b>	<b>0</b>	<b>2</b>	<b>4</b>	<b>4</b>	<b>1</b>	<b>20</b>	<b>1.2</b>

# ROMAN SILVA 2019-20 GAME-BY-GAME STATISTICS

OPPONENT	DATE	GS	MIN	TOTAL			3-PTS			FT	FTA	PCT	REBOUNDS			PF	FO	A	TO	BLK	STL	PTS	AVG	
				FG	FGA	PCT	3FG	FGA	PCT				OFF	DEF	TOT									AVG
CSUN	11/5/19		5	2	3	.667	0	0	.000	0	0	.000	2	0	2	2.0	0	0	0	1	0	0	4	4.0
Iowa State	11/9/19		6	2	3	.667	0	0	.000	1	2	.500	2	1	3	2.5	1	0	0	0	0	0	5	4.5
vs Oklahoma	11/12/19		2	0	0	.000	0	0	.000	0	0	.000	0	0	0	1.7	2	0	0	1	0	0	0	3.0
at Wyoming	11/16/19		3	0	0	.000	0	0	.000	0	0	.000	0	0	0	1.3	3	0	0	1	0	0	0	2.3
UC Santa Barbara	11/20/19		11	3	4	.750	0	0	.000	0	0	.000	1	3	4	1.8	1	0	1	1	0	0	6	3.0
Grambling St.	11/23/19		6	0	0	.000	0	0	.000	0	0	.000	0	0	0	1.5	0	0	0	0	0	0	0	2.5
vs San Jose St	11/27/19		9	4	7	.571	0	0	.000	0	0	.000	2	1	3	1.7	1	0	0	0	1	0	8	3.3
Portland St.	12/1/19	DNP																						
UAPB	12/14/19		10	2	3	.667	0	0	.000	0	0	.000	1	1	2	1.8	1	0	1	0	2	1	4	3.4
vs UTSA	12/18/19		5	1	1	1.000	0	0	.000	1	2	.500	0	0	0	1.6	2	0	0	1	0	0	3	3.3
at Texas A&M	12/21/19		11	0	2	.000	0	0	.000	0	0	.000	0	2	2	1.6	2	0	0	0	0	0	0	3.0
North Dakota	12/29/19		16	3	6	.500	0	0	.000	0	0	.000	0	4	4	1.8	3	0	1	1	2	1	6	3.3
at Utah	1/2/20		7	0	1	.000	0	0	.000	0	0	.000	2	1	3	1.9	0	0	1	0	1	0	0	3.0
at Colorado	1/5/20		3	0	0	.000	0	0	.000	0	0	.000	0	0	0	1.8	1	0	0	0	0	0	0	2.8
Arizona St.	1/9/20		6	0	0	.000	0	0	.000	0	0	.000	0	1	1	1.7	1	0	0	1	0	0	0	2.6
Arizona	1/12/20		11	1	2	.500	0	0	.000	0	0	.000	2	2	4	1.9	3	0	0	1	1	0	2	2.5
at Washington	1/16/20		10	1	3	.333	0	0	.000	0	0	.000	0	0	0	1.8	1	0	0	0	0	0	2	2.5
at Washington St	1/18/20		6	1	1	1.000	0	0	.000	0	0	.000	0	0	0	1.6	1	0	1	1	0	0	2	2.5
UCLA	1/23/20		8	0	0	.000	0	0	.000	0	0	.000	0	0	0	1.6	2	0	0	0	0	0	0	2.3
USC	1/25/20	*	11	2	4	.500	0	0	.000	0	0	.000	1	0	1	1.5	2	0	0	0	0	0	4	2.4
at Stanford	1/30/20		4	0	0	.000	0	0	.000	0	0	.000	0	0	0	1.5	0	0	0	0	0	1	0	2.3
at California	2/1/20		8	1	2	.500	0	0	.000	0	0	.000	0	1	1	1.4	0	0	0	0	1	0	2	2.3
Oregon	2/8/20		5	0	0	.000	0	0	.000	0	0	.000	0	0	0	1.4	0	0	0	0	0	0	0	2.2
Utah	2/13/20		6	1	1	1.000	0	0	.000	0	0	.000	0	1	1	1.3	2	0	0	0	1	0	2	2.2
Colorado	2/15/20		7	2	2	1.000	0	0	.000	0	0	.000	0	0	0	1.3	2	0	0	0	0	0	4	2.3
at Arizona	2/20/20		14	0	0	.000	0	0	.000	0	0	.000	0	2	2	1.3	0	0	0	0	0	0	0	2.2
at Arizona St	2/22/20	DNP																						
at Oregon	2/27/20		9	0	0	.000	0	0	.000	0	0	.000	0	1	1	1.3	2	0	0	1	0	0	0	2.1
Stanford	3/5/20		4	0	0	.000	0	0	.000	2	2	1.000	2	0	2	1.3	0	0	0	0	0	0	2	2.1
California	3/7/20		2	0	0	.000	0	0	.000	0	1	.000	0	0	0	1.3	2	0	0	0	0	0	0	2.0
vs Utah	3/11/20		5	0	0	.000	0	0	.000	0	0	.000	0	0	0	1.2	1	0	0	0	1	0	0	1.9
<b>TOTALS</b>		<b>1</b>	<b>210</b>	<b>26</b>	<b>45</b>	<b>.578</b>	<b>0</b>	<b>0</b>	<b>.000</b>	<b>4</b>	<b>7</b>	<b>.571</b>	<b>15</b>	<b>21</b>	<b>36</b>	<b>1.2</b>	<b>36</b>	<b>0</b>	<b>5</b>	<b>10</b>	<b>10</b>	<b>3</b>	<b>56</b>	<b>1.9</b>

GAMES PLAYED: 29

MINUTES/GAME: 7.2

POINTS/GAME: 1.9

FG PCT: 57.8

FT PCT: 57.1

REBOUNDS/GAME: 1.2

ASSISTS/GAME: 0.2

TURNOVERS/GAME: 0.3

ASSIST/TURNOVER RATIO: 0.5

STEALS/GAME: 0.1

BLOCKS/GAME: 0.3

# ETHAN THOMPSON



**Class:** Senior  
**Hometown:** Los Angeles, Calif.  
**High School:** Bishop Montgomery HS  
**Height/Weight:** 6-5/195  
**Experience:** 3L

**Guard | #5**

**JUNIOR (2019-20):** Started all 31 games ... Averaged 14.8 points, 4.2 rebounds, 4.5 assists, 1.3 steals and 0.2 blocked shots in 35.4 minutes per game ... Selected to the CoSIDA Academic All-District® 8 First Team ... Selected to the National Association of Basketball Coaches (NABC) Honors Court ... Selected to the Pac-12 Winter Academic Honor Roll ... Finished 12th in the Pac-12 in scoring (14.8), fifth in assists (4.5), sixth in assist/turnover ratio (1.65) and third in minutes (35.4) ... His 1,199 points are the 24th most in Oregon State history ... His 140 assists are the fifth most by a junior in Oregon State history ... His 1,098 minutes are the ninth most by a junior in Oregon State history ... Scored in double figures in 26 games ... Scored 20-plus points in six games ... Had one double-double ... Tied a season high with three steals against California (3/7) ... Made a season-high four 3-pointers and scored 20 points at Arizona State (2/22) ... Posted fourth career double-double with 13 points and a career-high tying 11 assists against Utah (2/13) ... Tied a season high with three steals against Utah (2/13) and USC (1/25) ... Scored his 1,000th career point on a 3-pointer in the second half against Arizona (1/12) ... Tied a career high with eight field goals made and scored 22 points against Arizona State (1/9) ... Grabbed a season-high nine rebounds at Colorado (1/5) ... Tied career highs with eight field goals made and eight free throws made, and scored 24 points at Colorado (1/5) ... Scored a career-high 25 points and had a season-high three steals against North Dakota (12/29) ... Tied a career high with eight field goals made and scored 23 points against UTSA (12/23) ... Played all 40 minutes and scored 23 points against UTSA (12/18) ... Went 3-for-3 from beyond the arc and scored 21 points against Arkansas-Pine Bluff (12/14) ... Tied a career high with eight field goals made and scored 18 points against Portland State (12/1) ... Tied a career high with eight field goals made and scored 16 points against UC Santa Barbara (11/20).

**SOPHOMORE (2018-19):** Started all 31 games ... Averaged 13.7 points, 5.0 rebounds, 3.9 assists, 0.9 steals and 0.5 blocked shots in 34.4 minutes per game ... Received an Arthur Ashe Jr. Sports Scholar Award for his excellence in the classroom, the athletic field and a commitment to community service and student leadership ... Selected to the National Association of Basketball Coaches (NABC) Honors Court ... Selected to the Pac-12 All-Academic Second Team ... Finished 14th in the Pac-12 in scoring (13.7), eighth in assists (3.9), ninth in assist/turnover ratio (1.6) and eighth in minutes (34.4) ... His 120 assists are the sixth most by a sophomore in Oregon State history ... His 1,065 minutes are the seventh most by a sophomore in Oregon State history ... Scored in double figures in 22 games ... Scored 20-plus points in seven games ... Grabbed double-figure rebounds in two games ... Had three double-doubles ... Posted third career double-double with 17 points and a career-high 11 assists at Washington State (3/9) ... Posted second career double-double with 20 points and a career-high 13 rebounds against Arizona State (3/3) ... Also had nine assists against Arizona State (3/3) ... Tied a career high with eight free throws against Arizona (2/28) ... Made a career-high eight free throws and scored 20 points against California (2/9) ... Tied a career high with five 3-pointers at Arizona State (1/17) ... Posted first career double-double with 22 points and 11 rebounds at Saint Louis (12/9) ... Had career highs with eight field goals and five 3-pointers against Missouri State (12/1) ... Scored a game-high 18 points and grabbed seven rebounds at Long Beach State (11/25) ... Had 17 points, five rebounds and five assists against UC Riverside (11/6).

**FRESHMAN (2017-18):** Started all 32 games ... Averaged 9.9 points, 4.1 rebounds, 3.5 assists, 0.7 steals and 0.4 blocked shots in 32.2 minutes per game ... Finished tied for 11th in the Pac-12 in assists (3.5) and ninth in assist/turnover ratio (1.8) ... His 316 points are the ninth most by a freshman in Oregon State history ... His 111 assists are the fourth most by a freshman in Oregon State history ... His 1,030 minutes are the fourth most by a freshman in Oregon State history ... Scored in double figures in 16 games ... Scored 20-plus points in three games ... Scored 20 points against Southern Utah (11/10), the second most by an Oregon State freshman in their college debut (Steve Johnson, 22, Nov. 26, 1976) ... Scored a career-high 23 points and tied career highs with seven field goals and four 3-pointers at Washington State (3/3) ... Tied career highs with seven field goals and four 3-pointers and played a career-best 43 minutes against Arizona (2/22) ... Tied a career high with seven assists against Washington (2/10) ... Tied a career high with six free throws made against UCLA (1/18) ... Had a career-high seven assists at Arizona State (1/13) ... Had a career-high four steals against Colorado (12/29) ... Grabbed a career-high nine rebounds against Marist (11/26) ... Made a career-high four 3-pointers against St. John's (11/23) ... Scored first college points on a layup in the first half against Southern Utah (11/10) ... Finished with 20 points, eight rebounds, five assists, three blocked shots and two steals against Southern Utah (11/10).

**HIGH SCHOOL:** Graduated from Bishop Montgomery High School in Torrance, Calif. in 2017 ... Ranked 39th overall on the ESPN 100 ... Ranked 24th overall by 247 Sports, 33rd on Rivals 150 and 48th by Scout.com ... Named a MaxPreps First Team All-American ... Named a consensus four-star recruit ... Lettered four years for head coach Doug Mitchell ... Selected Cal-Hi Sports Mr. Basketball State Player of the Year ... Earned California Interscholastic Federation (CIF) Open Division, John R. Wooden and Los Angeles Times Player of the Year honors ... Chosen to play in the Ballislife All-American Game ... Scored 1,948 career points ... Averaged 22.8 points, 7.7 rebounds and 5.4 assists as a senior ... Led team to the CIF Open Division state championship as a senior ... Named All State and first team All-CIF Open Division as a junior ... Helped lead his team to the semifinals of the Peach Jam at the Nike EYBL ... Invited to the Nike Skills Academy, the NBA Top 100 Camp and the Pangos All-American Camp ... Participated with the Puerto Rican National Team in the FIBA Americas U18 ... Played AAU with California Supreme ... Graduated with a 4.17 GPA ... Member of the Principal's Honor Roll ... Received the St. Anthony Award and was named a George Montgomery Scholar.

**PERSONAL:** Born May 4, 1999 in Harbor City, Calif. ... Son of Stephen and Amy Thompson ... Father is an assistant basketball coach at Oregon State and mother is a vice principal ... Has one brother, Stephen ... Chose Oregon State because "I was impressed with the basketball facility, the coaching staff and the character of my future teammates. The opportunity to contribute as a freshman was appealing to me." ... Biggest athletic thrill to date is "winning CIF Open Division state championship my senior year" ... Favorite athlete is LeBron James ... Hobbies are playing 2K and watching Netflix ... Majoring in Digital Communication Arts.

## CAREER HIGHS

**Points:** 25 vs. North Dakota (12/29/19)  
**FG Made:** 8, six times, last vs. Arizona State (1/9/20)  
**FG Attempted:** 17, four times, last vs. Colorado (2/15/20)  
**3-PT Made:** 5, two times, last vs. Arizona State (1/17/19)  
**3-PT Attempted:** 10 vs. Arizona State (1/17/19)  
**FT Made:** 8, four times, last at Colorado (1/5/20)  
**FT Attempted:** 11 at Washington State (3/9/19)  
**Rebounds:** 13 vs. Arizona State (3/3/19)  
**Assists:** 11, two times, last vs. Utah (2/13/20)  
**Blocked Shots:** 3 vs. Southern Utah (11/10/17)  
**Steals:** 4 vs. Colorado (12/29/17)  
**Minutes:** 45 at Washington (3/6/19)

## OVERALL CAREER STATISTICS

YEAR	GP	GS	MIN	AVG	TOTAL			3-PTS			FT	FTA	PCT	REBOUNDS					PF	FO	AST	TO	BLK	STL	PTS	AVG
					FG	FGA	PCT	FG	FGA	PCT				OFF	DEF	TOT	AVG									
2017-18	32	32	1030	32.2	97	253	.383	35	105	.333	87	119	.731	40	90	130	4.1	87	4	111	63	12	23	316	9.9	
2018-19	31	31	1065	34.4	134	302	.444	42	117	.359	114	143	.797	37	119	156	5.0	81	2	120	75	14	29	424	13.7	
2019-20	31	31	1098	35.4	160	349	.458	44	132	.333	95	128	.742	16	115	131	4.2	67	0	140	85	6	41	459	14.8	
<b>TOTAL</b>	<b>94</b>	<b>94</b>	<b>3193</b>	<b>34.0</b>	<b>391</b>	<b>904</b>	<b>.433</b>	<b>121</b>	<b>354</b>	<b>.342</b>	<b>296</b>	<b>390</b>	<b>.759</b>	<b>93</b>	<b>324</b>	<b>417</b>	<b>4.4</b>	<b>235</b>	<b>6</b>	<b>371</b>	<b>223</b>	<b>32</b>	<b>93</b>	<b>1199</b>	<b>12.8</b>	

## PAC-12 CONFERENCE CAREER STATISTICS

YEAR	GP	GS	MIN	AVG	TOTAL			3-PTS			FT	FTA	PCT	REBOUNDS					PF	FO	AST	TO	BLK	STL	PTS	AVG
					FG	FGA	PCT	FG	FGA	PCT				OFF	DEF	TOT	AVG									
2017-18	18	18	602	33.4	57	146	.390	20	56	.357	44	61	.721	21	50	71	3.9	47	2	61	33	2	15	178	9.9	
2018-19	18	18	625	34.7	80	183	.437	25	70	.357	76	96	.792	21	60	81	4.5	47	0	88	42	10	14	261	14.5	
2019-20	18	18	641	35.6	92	199	.462	25	79	.316	49	66	.742	6	64	70	3.9	39	0	79	54	3	24	258	14.3	
<b>TOTAL</b>	<b>54</b>	<b>54</b>	<b>1868</b>	<b>34.6</b>	<b>229</b>	<b>528</b>	<b>.434</b>	<b>70</b>	<b>205</b>	<b>.341</b>	<b>169</b>	<b>223</b>	<b>.758</b>	<b>48</b>	<b>174</b>	<b>222</b>	<b>4.1</b>	<b>133</b>	<b>2</b>	<b>228</b>	<b>129</b>	<b>15</b>	<b>53</b>	<b>697</b>	<b>12.9</b>	

# ETHAN THOMPSON 2019-20 GAME-BY-GAME STATISTICS

OPPONENT	DATE	GS	MIN	TOTAL			3-PTS			FT	FTA	PCT	REBOUNDS			PF	FO	A	TO	BLK	STL	PTS	AVG		
				FG	FGA	PCT	3FG	FGA	PCT				OFF	DEF	TOT									AVG	
CSUN	11/5/19	*	37	4	17	.235	2	9	.222	4	4	1.000	2	3	5	5.0	1	0	4	2	1	2	14	14.0	
Iowa State	11/9/19	*	35	3	11	.273	1	3	.333	2	4	.500	1	3	4	4.5	0	0	7	3	0	2	9	11.5	
vs Oklahoma	11/12/19	*	34	6	17	.353	3	5	.600	2	3	.667	2	5	7	5.3	1	0	5	1	0	0	17	13.3	
at Wyoming	11/16/19	*	35	3	7	.429	0	2	.000	7	7	1.000	0	6	6	5.5	2	0	2	2	0	2	13	13.3	
UC Santa Barbara	11/20/19	*	37	8	12	.667	0	4	.000	0	3	.000	0	3	3	5.0	4	0	3	2	0	2	16	13.8	
Grambling St.	11/23/19	*	31	4	10	.400	2	6	.333	3	4	.750	0	8	8	5.5	3	0	4	4	1	2	13	13.7	
vs San Jose St	11/27/19	*	24	6	10	.600	3	4	.750	2	2	1.000	0	3	3	5.1	0	0	3	1	0	0	17	14.1	
Portland St.	12/1/19	*	37	8	17	.471	0	3	.000	2	3	.667	1	5	6	5.3	4	0	6	0	0	0	18	14.6	
UAPB	12/14/19	*	35	6	8	.750	3	3	1.000	6	7	.857	2	0	2	4.9	2	0	5	3	0	1	21	15.3	
vs UTSA	12/18/19	*	40	8	11	.727	2	4	.500	5	10	.500	1	2	3	4.7	1	0	4	2	0	2	23	16.1	
at Texas A&M	12/21/19	*	36	2	8	.250	0	3	.000	0	0	.000	0	6	6	4.8	4	0	5	3	1	0	4	15.0	
North Dakota	12/29/19	*	37	7	13	.538	3	5	.600	8	8	1.000	0	3	3	4.7	4	0	8	3	0	3	25	15.8	
at Utah	1/2/20	*	31	5	10	.500	0	3	.000	5	5	1.000	0	0	0	4.3	4	0	3	2	0	2	15	15.8	
at Colorado	1/5/20	*	37	8	12	.667	0	2	.000	8	9	.889	0	9	9	4.6	0	0	5	3	0	2	24	16.4	
Arizona St.	1/9/20	*	35	8	9	.889	3	4	.750	3	4	.750	0	1	1	4.4	4	0	3	3	0	0	22	16.7	
Arizona	1/12/20	*	34	5	8	.625	2	4	.500	6	7	.857	0	1	1	4.2	3	0	8	2	1	1	18	16.8	
at Washington	1/16/20	*	40	3	7	.429	0	2	.000	0	2	.000	1	3	4	4.2	3	0	6	2	0	2	6	16.2	
at Washington St	1/18/20	*	37	5	10	.500	0	2	.000	4	6	.667	0	5	5	4.2	3	0	2	3	0	1	14	16.1	
UCLA	1/23/20	*	38	4	9	.444	1	4	.250	5	7	.714	2	4	6	4.3	3	0	1	5	0	0	14	15.9	
USC	1/25/20	*	39	3	13	.231	1	6	.167	1	2	.500	1	4	5	4.4	0	0	3	5	0	3	8	15.6	
at Stanford	1/30/20	*	28	6	9	.667	1	3	.333	1	2	.500	0	5	5	4.4	3	0	0	3	0	2	14	15.5	
at California	2/1/20	*	28	2	10	.200	1	4	.250	2	4	.500	0	2	2	4.3	3	0	0	1	0	0	7	15.1	
Oregon	2/8/20	*	35	5	12	.417	1	4	.250	4	4	1.000	0	4	4	4.3	0	0	4	3	0	0	15	15.1	
Utah	2/13/20	*	36	4	11	.364	3	7	.429	2	2	1.000	0	3	3	4.2	1	0	11	3	0	3	13	15.0	
Colorado	2/15/20	*	37	7	17	.412	0	5	.000	3	4	.750	1	4	5	4.2	2	0	4	3	1	2	17	15.1	
at Arizona	2/20/20	*	35	5	12	.417	1	3	.333	0	2	.000	1	3	4	4.2	1	0	7	7	0	0	11	14.9	
at Arizona State	2/22/20	*	39	7	15	.467	4	8	.500	2	2	1.000	0	4	4	4.2	3	0	7	2	0	2	20	15.1	
at Oregon	2/27/20	*	39	6	10	.600	3	7	.429	0	0	.000	0	5	5	4.3	2	0	6	2	0	0	15	15.1	
Stanford	3/5/20	*	36	6	14	.429	3	6	.500	0	0	.000	0	5	5	4.3	3	0	5	3	1	1	15	15.1	
California	3/7/20	*	37	3	11	.273	1	5	.200	3	4	.750	0	2	2	4.2	1	0	4	2	0	3	10	14.9	
vs Utah	3/11/20	*	39	3	9	.333	0	2	.000	5	7	.714	1	4	5	4.2	2	0	5	5	0	1	11	14.8	
<b>TOTALS</b>			<b>31</b>	<b>1098</b>	<b>160</b>	<b>349</b>	<b>.458</b>	<b>44</b>	<b>132</b>	<b>.333</b>	<b>95</b>	<b>128</b>	<b>.742</b>	<b>16</b>	<b>115</b>	<b>131</b>	<b>4.2</b>	<b>67</b>	<b>0</b>	<b>140</b>	<b>85</b>	<b>6</b>	<b>41</b>	<b>459</b>	<b>14.8</b>

GAMES PLAYED: 31

MINUTES/GAME: 35.4

POINTS/GAME: 14.8

FG PCT: 45.8

3FG PCT: 33.3

FT PCT: 74.2

REBOUNDS/GAME: 4.2

ASSISTS/GAME: 4.5

TURNOVERS/GAME: 2.7

ASSIST/TURNOVER RATIO: 1.6

STEALS/GAME: 1.3

BLOCKS/GAME: 0.2

# ETHAN THOMPSON 2018-19 GAME-BY-GAME STATISTICS

OPPONENT	DATE	GS	MIN	TOTAL			3-PTS			FT	FTA	PCT	REBOUNDS			PF	FO	A	TO	BLK	STL	PTS	AVG	
				FG	FGA	PCT	3FG	FGA	PCT				OFF	DEF	TOT									AVG
UC Riverside	11/6/18	*	34	7	10	.700	2	4	.500	1	1	1.000	0	5	5	5.0	1	0	5	0	0	1	17	17.0
Wyoming	11/10/18	*	28	2	10	.200	0	4	.000	3	3	1.000	1	4	5	5.0	4	0	4	4	0	1	7	12.0
vs Old Dominion	11/16/18	*	39	1	8	.125	0	3	.000	5	6	.833	0	3	3	4.3	2	0	1	2	0	0	7	10.3
vs Missouri	11/18/18	*	36	4	11	.364	0	4	.000	1	2	.500	1	3	4	4.3	5	1	2	5	0	2	9	10.0
vs Penn	11/19/18	*	37	1	7	.143	1	3	.333	0	0	.000	2	2	4	4.2	1	0	0	1	1	1	3	8.6
at Long Beach St	11/25/18	*	36	7	13	.538	2	6	.333	2	2	1.000	5	2	7	4.7	1	0	1	2	0	1	18	10.2
Missouri State	12/1/18	*	34	8	9	.889	5	5	1.000	1	1	1.000	1	8	9	5.3	3	0	5	2	2	3	22	11.9
at Saint Louis	12/09/18	*	38	7	11	.636	1	3	.333	7	10	.700	4	7	11	6.0	2	0	3	4	0	3	22	13.1
Texas A&M	12/15/18	*	37	6	12	.500	3	6	.500	5	6	.833	0	3	3	5.7	2	0	2	2	0	0	20	13.9
Pepperdine	12/17/18	*	13	0	1	.000	0	0	.000	1	2	.500	0	3	3	5.4	5	1	1	3	0	0	1	12.6
Kent State	12/21/18	*	35	4	7	.571	1	1	1.000	1	1	1.000	1	6	7	5.5	4	0	4	2	1	1	10	12.4
Central Conn	12/29/18	*	34	3	8	.375	1	5	.200	4	5	.800	0	7	7	5.7	2	0	2	3	0	0	11	12.3
at Oregon	1/5/19	*	37	5	11	.455	1	4	.250	2	2	1.000	1	4	5	5.6	3	0	4	3	2	2	13	12.3
USC	1/10/19	*	40	5	11	.455	2	3	.667	1	2	.500	1	3	4	5.5	1	0	3	2	0	1	13	12.4
UCLA	1/13/19	*	39	5	14	.357	2	6	.333	5	6	.833	1	5	6	5.5	3	0	6	2	2	0	17	12.7
at Arizona State	1/17/19	*	37	6	14	.429	5	10	.500	4	5	.800	0	2	2	5.3	2	0	4	1	0	3	21	13.2
at Arizona	1/19/19	*	34	5	10	.500	1	4	.250	6	7	.857	0	1	1	5.1	4	0	1	3	1	1	17	13.4
Washington St	1/24/19	*	32	6	11	.545	3	7	.429	5	7	.714	1	3	4	5.0	2	0	6	0	0	0	20	13.8
Washington	1/26/19	*	36	2	4	.500	1	2	.500	4	6	.667	2	3	5	5.0	3	0	6	8	1	1	9	13.5
at Colorado	1/31/19	*	32	6	11	.545	1	4	.250	1	2	.500	1	4	5	5.0	3	0	1	1	1	2	14	13.6
at Utah	2/2/19	*	26	3	7	.429	1	2	.500	6	8	.750	1	4	5	5.0	3	0	1	1	0	2	13	13.5
Stanford	2/7/19	*	36	5	16	.313	1	5	.200	3	5	.600	2	4	6	5.0	2	0	5	4	1	0	14	13.5
California	2/9/19	*	38	6	9	.667	0	1	.000	8	8	1.000	1	6	7	5.1	0	0	6	4	0	0	20	13.8
Oregon	2/16/19	*	25	3	7	.429	1	3	.333	3	3	1.000	1	2	3	5.0	3	0	4	1	0	0	10	13.7
at UCLA	2/21/19	*	37	2	11	.182	0	2	.000	0	0	.000	1	1	2	4.9	3	0	7	3	1	0	4	13.3
at USC	2/23/19	*	32	3	12	.250	0	4	.000	6	6	1.000	2	3	5	4.9	4	0	4	0	1	0	12	13.2
Arizona	2/28/19	*	26	4	6	.667	2	2	1.000	8	8	1.000	0	1	1	4.8	4	0	5	0	0	0	18	13.4
Arizona State	3/3/19	*	37	6	12	.500	2	4	.500	6	8	.750	5	8	13	5.1	2	0	9	3	0	0	20	13.6
at Washington	3/6/19	*	45	3	6	.500	2	3	.667	1	2	.500	0	2	2	5.0	2	0	5	3	0	1	9	13.5
at Washington St	3/9/19	*	36	5	11	.455	0	4	.000	7	11	.636	1	4	5	5.0	3	0	11	3	0	1	17	13.6
vs Colorado	3/14/19	*	39	4	12	.333	1	3	.333	7	8	.875	1	6	7	5.0	2	0	2	3	0	2	16	13.7
<b>TOTALS</b>			<b>31</b>	<b>1065</b>	<b>134</b>	<b>.444</b>	<b>42</b>	<b>117</b>	<b>.359</b>	<b>114</b>	<b>143</b>	<b>.797</b>	<b>37</b>	<b>119</b>	<b>156</b>	<b>5.0</b>	<b>81</b>	<b>2</b>	<b>120</b>	<b>75</b>	<b>14</b>	<b>29</b>	<b>424</b>	<b>13.7</b>

GAMES PLAYED: 31

MINUTES/GAME: 34.4

POINTS/GAME: 13.7

FG PCT: 44.4

3FG PCT: 35.9

FT PCT: 79.7

REBOUNDS/GAME: 5.0

ASSISTS/GAME: 3.9

TURNOVERS/GAME: 2.4

ASSIST/TURNOVER RATIO: 1.6

STEALS/GAME: 0.9

BLOCKS/GAME: 0.5

# ETHAN THOMPSON 2017-18 GAME-BY-GAME STATISTICS

OPPONENT	DATE	GS	MIN	TOTAL			3-PTS			FT			REBOUNDS			PF	FO	A	TO	BLK	STL	PTS	AVG		
				FG	FGA	PCT	3FG	FGA	PCT	FT	FTA	PCT	OFF	DEF	TOT									AVG	
Southern Utah	11/10/17	*	38	7	14	.500	2	5	.400	4	7	.571	1	7	8	8.0	2	0	5	0	3	2	20	20.0	
Wyoming	11/13/17	*	22	1	6	.167	1	5	.200	0	0	.000	0	0	0	4.0	5	1	2	1	0	1	3	11.5	
Long Beach St	11/18/17	*	32	3	7	.429	1	3	.333	1	2	.500	1	3	4	4.0	3	0	5	2	0	2	8	10.3	
vs St. John's	11/23/17	*	31	7	11	.636	4	7	.571	1	1	1.000	2	4	6	4.5	3	0	1	6	0	1	19	12.5	
vs Long Beach St	11/24/17	*	27	4	10	.400	0	2	.000	6	8	.750	3	2	5	4.6	4	0	0	2	1	1	14	12.8	
vs Marist	11/26/17	*	31	2	7	.286	1	3	.333	2	2	1.000	3	6	9	5.3	2	0	4	4	2	0	7	11.8	
Loyola Marymount	12/2/17	*	29	3	7	.429	1	3	.333	4	6	.667	1	2	3	5.0	2	0	3	1	0	0	11	11.7	
Eastern Kentucky	12/5/17	*	32	0	3	.000	0	1	.000	2	4	.500	0	2	2	4.6	2	0	5	1	1	0	2	10.5	
UAPB	12/9/17	*	33	5	8	.625	0	2	.000	4	4	1.000	0	7	7	4.9	3	0	6	0	0	1	14	10.9	
Jacksonville St	12/12/17	*	38	2	7	.286	1	3	.333	4	5	.800	2	0	2	4.6	1	0	5	3	0	0	9	10.7	
Saint Louis	12/16/17	*	21	2	4	.500	1	3	.333	6	7	.857	0	0	0	4.2	3	0	2	4	0	0	11	10.7	
at Kent State	12/21/17	*	26	0	7	.000	0	4	.000	6	8	.750	2	2	4	4.2	5	1	3	5	2	0	6	10.3	
Colorado	12/29/17	*	35	5	10	.500	1	3	.333	3	4	.750	0	7	7	4.4	1	0	5	1	1	4	14	10.6	
Utah	12/31/17	*	32	1	7	.143	0	2	.000	0	2	.000	2	2	4	4.4	3	0	4	1	0	1	2	10.0	
Oregon	1/5/18	*	25	1	6	.167	0	1	.000	1	3	.333	0	4	4	4.3	1	0	1	2	0	0	3	9.5	
at Arizona	1/11/18	*	34	1	6	.167	0	2	.000	2	4	.500	1	1	2	4.2	3	0	0	0	0	0	4	9.2	
at Arizona State	1/13/18	*	34	4	11	.364	2	5	.400	1	3	.333	3	1	4	4.2	4	0	7	5	0	1	11	9.3	
UCLA	1/18/18	*	35	2	9	.222	1	3	.333	6	6	1.000	4	2	6	4.3	2	0	2	0	0	0	11	9.4	
USC	1/20/18	*	37	2	8	.250	1	4	.250	3	4	.750	0	3	3	4.2	1	0	1	2	0	0	8	9.3	
at Oregon	1/27/18	*	32	4	7	.571	0	1	.000	5	6	.833	0	1	1	4.1	3	0	1	2	0	0	13	9.5	
at Stanford	2/1/18	*	33	2	7	.286	1	2	.500	5	6	.833	0	4	4	4.0	5	1	5	0	1	1	10	9.5	
at California	2/3/18	*	36	4	11	.364	1	4	.250	1	3	.333	2	1	3	4.0	4	0	6	2	0	0	10	9.5	
Washington St	2/8/18	*	27	3	9	.333	0	2	.000	4	4	1.000	1	4	5	4.0	3	0	6	2	0	2	10	9.6	
Washington	2/10/18	*	39	4	6	.667	1	2	.500	0	0	.000	0	2	2	4.0	3	0	7	8	0	1	9	9.5	
at UCLA	2/15/18	*	36	4	9	.444	1	4	.250	0	1	.000	2	6	8	4.1	3	0	3	2	0	1	9	9.5	
at USC	2/17/18	*	30	0	4	.000	0	1	.000	2	4	.500	1	0	1	4.0	2	0	1	2	0	1	2	9.2	
Arizona	2/22/18	*	43	7	14	.500	4	8	.500	2	2	1.000	3	5	8	4.1	0	0	2	2	0	1	20	9.6	
Arizona State	2/24/18	*	25	3	7	.429	2	5	.400	4	4	1.000	1	2	3	4.1	3	0	1	0	0	1	12	9.7	
at Washington	3/1/18	*	34	3	4	.750	1	1	1.000	0	0	.000	0	3	3	4.1	5	1	3	1	0	0	7	9.6	
at Washington St	3/3/18	*	35	7	11	.636	4	6	.667	5	5	1.000	1	2	3	4.0	1	0	6	1	0	1	23	10.1	
vs Washington	3/7/18	*	31	2	7	.286	2	5	.400	3	4	.750	0	5	5	4.1	2	0	4	1	1	0	9	10.0	
vs USC	3/8/18	*	37	2	9	.222	1	3	.333	0	0	.000	4	0	4	4.1	3	0	5	0	0	0	5	9.9	
<b>TOTALS</b>			<b>32</b>	<b>1030</b>	<b>97</b>	<b>253</b>	<b>.383</b>	<b>35</b>	<b>105</b>	<b>.333</b>	<b>87</b>	<b>119</b>	<b>.731</b>	<b>40</b>	<b>90</b>	<b>130</b>	<b>4.1</b>	<b>87</b>	<b>4</b>	<b>111</b>	<b>63</b>	<b>12</b>	<b>23</b>	<b>316</b>	<b>9.9</b>

GAMES PLAYED: 32

MINUTES/GAME: 32.2

POINTS/GAME: 9.9

FG PCT: 38.3

3FG PCT: 33.3

FT PCT: 73.1

REBOUNDS/GAME: 4.1

ASSISTS/GAME: 3.5

TURNOVERS/GAME: 2.0

ASSIST/TURNOVER RATIO: 1.8

STEALS/GAME: 0.7

BLOCKS/GAME: 0.4

# DEARON TUCKER



**Class:** Sophomore  
**Hometown:** Dallas, Texas  
**High School:** Legacy Early College  
**Height/Weight:** 6-10/240  
**Experience:** 1L

**Forward | #35**

**PERSONAL:** Born March 1, 2000 in Dallas, Texas ... Son of Juanita Tucker ... Mother is a security officer ... Has two sisters, Cierra and Tierra ... Chose Oregon State because "I like Coach Tinkle. He's a player's coach and I like how he plays" ... Biggest athletic thrill to date is "winning the USA Prep national championship in Myrtle Beach, South Carolina" ... Favorite athlete is LeBron James ... Hobbies are watching movies and playing video games ... Majoring in Marketing.

## CAREER HIGHS

**Points:** 6 at Arizona State (2/22/20)  
**FG Made:** 3 at Arizona State (2/22/20)  
**FG Attempted:** 3 at Arizona State (2/22/20)  
**3-PT Made:** 0  
**3-PT Attempted:** 0  
**FT Made:** 1, two times, last vs. Stanford (3/5/20)  
**FT Attempted:** 2, two times, last vs. Stanford (3/5/20)  
**Rebounds:** 3 vs. San Jose State (11/27/19)  
**Assists:** 0  
**Blocked Shots:** 2 vs. Stanford (3/5/20)  
**Steals:** 1 vs. San Jose State (11/27/19)  
**Minutes:** 9 vs. San Jose State (11/27/19)

**FRESHMAN (2019-20):** Played in 17 games ... Averaged 0.6 points, 0.6 rebounds, 0.1 steals and 0.2 blocked shots in 3.1 minutes per game ... Had a career-high two blocked shots against Stanford (3/5) ... Went 3-for-3 from the field and scored a career-high six points at Arizona State (2/22) ... Got first career blocked shot and steal against San Jose State (11/27) ... Played a career-high nine minutes against San Jose State (11/27) ... Scored first career points on a right-handed hook shot in the second half at Wyoming (11/16) ... Got first career rebound at Wyoming (11/16) ... Made college debut in the season opener against CSUN (11/5) and played one minute.

**HIGH SCHOOL:** Graduated from Legacy Early College in Greenville, S.C. in 2019 ... Named a three-star recruit by ESPN, Rivals.com and 247 Sports ... Played one year at Legacy Early College for head coach B.J. Jackson ... Averaged 12.7 points and 8.8 rebounds as a senior ... Played junior season at South Garland High School in Garland, Texas ... Averaged 8.5 points and 8.9 rebounds as a junior ... Played sophomore season at Universal Academy in Irving, Texas ... Averaged 13.2 points and 7.8 rebounds as a sophomore ... Played freshman season at Skyline High School in Dallas, Texas ... Averaged 14.1 points and 6.2 rebounds as a freshman ... Played three years in the Nike Elite Youth Basketball League ... Played AAU with Houston Hoops ... Graduated with a 3.2 GPA.

## OVERALL CAREER STATISTICS

YEAR	GP	GS	MIN	AVG	TOTAL			3-PTS			FT	FTA	PCT	REBOUNDS				PF	FO	AST	TO	BLK	STL	PTS	AVG
					FG	FGA	PCT	FG	FGA	PCT				OFF	DEF	TOT	AVG								
2019-20	17	0	53	3.1	4	8	.500	0	0	.000	2	4	.500	4	7	11	0.6	12	0	0	3	3	1	10	0.6
<b>TOTAL</b>	<b>17</b>	<b>0</b>	<b>53</b>	<b>3.1</b>	<b>4</b>	<b>8</b>	<b>.500</b>	<b>0</b>	<b>0</b>	<b>.000</b>	<b>2</b>	<b>4</b>	<b>.500</b>	<b>4</b>	<b>7</b>	<b>11</b>	<b>0.6</b>	<b>12</b>	<b>0</b>	<b>0</b>	<b>3</b>	<b>3</b>	<b>1</b>	<b>10</b>	<b>0.6</b>

## PAC-12 CONFERENCE CAREER STATISTICS

YEAR	GP	GS	MIN	AVG	TOTAL			3-PTS			FT	FTA	PCT	REBOUNDS				PF	FO	AST	TO	BLK	STL	PTS	AVG
					FG	FGA	PCT	FG	FGA	PCT				OFF	DEF	TOT	AVG								
2019-20	8	0	25	3.1	3	3	1.000	0	0	.000	1	2	.500	2	2	4	0.5	6	0	0	1	2	0	7	0.9
<b>TOTAL</b>	<b>8</b>	<b>0</b>	<b>25</b>	<b>3.1</b>	<b>3</b>	<b>3</b>	<b>1.000</b>	<b>0</b>	<b>0</b>	<b>.000</b>	<b>1</b>	<b>2</b>	<b>.500</b>	<b>2</b>	<b>2</b>	<b>4</b>	<b>0.5</b>	<b>6</b>	<b>0</b>	<b>0</b>	<b>1</b>	<b>2</b>	<b>0</b>	<b>7</b>	<b>0.9</b>

# DEARON TUCKER 2019-20 GAME-BY-GAME STATISTICS

OPPONENT	DATE	GS	MIN	TOTAL			3-PTS			FT	FTA	PCT	REBOUNDS			PF	FO	A	TO	BLK	STL	PTS	AVG		
				FG	FGA	PCT	3FG	FGA	PCT				OFF	DEF	TOT									AVG	
CSUN	11/5/19		1	0	0	.000	0	0	.000	0	0	.000	0	0	0	0.0	0	0	0	1	0	0	0	0.0	
Iowa State	11/9/19	DNP																							
vs. Oklahoma	11/12/19	DNP																							
at Wyoming	11/16/19		7	1	2	.500	0	0	.000	0	0	.000	0	2	2	1.0	1	0	0	0	0	0	2	1.0	
UC Santa Barbara	11/20/19		4	0	0	.000	0	0	.000	0	0	.000	0	0	0	0.7	1	0	0	0	0	0	0	0.7	
Grambling St.	11/23/19		2	0	1	.000	0	0	.000	0	0	.000	0	0	0	0.5	0	0	0	0	0	0	0	0.5	
vs San Jose St.	11/27/19		9	0	1	.000	0	0	.000	1	2	.500	1	2	3	1.0	2	0	0	1	1	1	1	0.6	
Portland State	12/1/19		1	0	0	.000	0	0	.000	0	0	.000	0	0	0	0.8	0	0	0	0	0	0	0	0.5	
UAPB	12/14/19		3	0	0	.000	0	0	.000	0	0	.000	0	0	0	0.7	2	0	0	0	0	0	0	0.4	
vs UTSA	12/18/19		1	0	1	.000	0	0	.000	0	0	.000	1	1	2	0.9	0	0	0	0	0	0	0	0.4	
at Texas A&M	12/21/19	DNP																							
North Dakota	12/29/19		0	0	0	.000	0	0	.000	0	0	.000	0	0	0	0.8	0	0	0	0	0	0	0	0.3	
at Utah	1/2/20	DNP																							
at Colorado	1/5/20	DNP																							
Arizona St.	1/9/20	DNP																							
Arizona	1/12/20		1	0	0	.000	0	0	.000	0	0	.000	0	0	0	0.7	0	0	0	0	0	0	0	0.3	
at Washington	1/16/20	DNP																							
at Washington St.	1/18/20	DNP																							
UCLA	1/23/20	DNP																							
USC	1/25/20	DNP																							
at Stanford	1/30/20	DNP																							
at California	2/1/20	DNP																							
Oregon	2/8/20	DNP																							
Utah	2/13/20		2	0	0	.000	0	0	.000	0	0	.000	0	0	0	0.6	1	0	0	0	0	0	0	0.3	
Colorado	2/15/20		0	0	0	.000	0	0	.000	0	0	.000	0	0	0	0.6	0	0	0	0	0	0	0	0.3	
at Arizona	2/20/20		1	0	0	.000	0	0	.000	0	0	.000	0	0	0	0.5	0	0	0	0	0	0	0	0.2	
at Arizona State	2/22/20		8	3	3	1.000	0	0	.000	0	0	.000	2	0	2	0.6	2	0	0	0	0	0	6	0.6	
at Oregon	2/27/20		4	0	0	.000	0	0	.000	0	0	.000	0	0	0	0.6	0	0	0	0	0	0	0	0.6	
Stanford	3/5/20		6	0	0	.000	0	0	.000	1	2	.500	0	1	1	0.6	3	0	0	1	2	0	1	0.6	
California	3/7/20		3	0	0	.000	0	0	.000	0	0	.000	0	1	1	0.6	0	0	0	0	0	0	0	0.6	
vs. Utah	3/11/20	DNP																							
<b>TOTALS</b>			<b>0</b>	<b>53</b>	<b>4</b>	<b>8</b>	<b>.500</b>	<b>0</b>	<b>0</b>	<b>.000</b>	<b>2</b>	<b>4</b>	<b>.500</b>	<b>4</b>	<b>7</b>	<b>11</b>	<b>0.6</b>	<b>12</b>	<b>0</b>	<b>0</b>	<b>3</b>	<b>3</b>	<b>1</b>	<b>10</b>	<b>0.6</b>

GAMES PLAYED: 17

MINUTES/GAME: 3.1

POINTS/GAME: 0.6

FG PCT: 50.0

FT PCT: 50.0

REBOUNDS/GAME: 0.6

TURNOVERS/GAME: 0.2

STEALS/GAME: 0.1

BLOCKS/GAME: 0.2



## WARITH ALATISHE



**Class:** Junior  
**Hometown:** Houston, Texas  
**High School:** Westside HS  
**Height/Weight:** 6-7/200  
**Experience:** TR

**Forward | #10**

**NICHOLLS STATE:** Played two seasons at Nicholls State in Thibodaux, La. ... Started 29 of the 31 games and averaged 10.9 points and 8.3 rebounds as a sophomore in 2019-20, while shooting 55.7 percent from the field ... Selected to the All-Southland Conference Second Team following sophomore campaign ... Tied the single-game school record with 16 rebounds in a win over Southeastern Louisiana ... Played in 13 games as a true freshman in 2018-19.

**HIGH SCHOOL:** Graduated from Westside High School in Houston, Texas in 2019 ... Earned HISD All-District First Team honors following senior season ... Named team captain as a senior ... Led the team to titles at the McDonald's Classic in Pasadena and the HISD Boys Tournament ... Selected to the All-Tournament Team in both tournaments ... Played AAU with Basketball University.

**PERSONAL:** Born Jan. 22, 2000 in Ibadan, Nigeria ... Son of Murtadha and Halimat Alatishe ... Both parents are nurses ... Has four siblings: Fahd, Harif, Tasneem and Abdullah ... Chose Oregon State because "I was embraced by the coaching staff, and I felt most welcome at OSU" ... Favorite athlete is LeBron James ... Majoring in Sociology.

## RODRIGUE ANDELA



**Class:** Junior  
**Hometown:** Yaounde, Cameroon  
**High School:** Bella Vista College Prep  
**Height/Weight:** 6-8/248  
**Experience:** TR

**Forward | #34**

**KILGORE JUNIOR COLLEGE:** Played two seasons at Kilgore Junior College in Kilgore, Texas ... Ranked the 28th best player in the nation by 2020 JucoRecruiting.com ... Averaged 12.4 points and 9.0 rebounds as a sophomore in 2019-20, while shooting 66.7 percent from the field ... Selected to the All-Region XIV East Zone First Team following sophomore season ... Led Kilgore Junior College to a 21-9 record in 2019-20 ... Averaged 10.5 points and 7.1 rebounds with a field goal percentage of 67.4 percent as a freshman in 2018-19.

**HIGH SCHOOL:** Graduated from Bella Vista College Prep in Scottsdale, Ariz. in 2017 ... Was a three-star recruit by Rivals.com coming out of Aspire Basketball Academy.

**PERSONAL:** Born April 2, 1999 in Yaounde, Cameroon ... Son of Yves and Abessolo Andela ... Father is a high school principal and mother is a teacher ... Has two siblings, Rolf and Mani ... Chose Oregon State because "I want to graduate from a good school and I wanted to play in the Pac-12" ... Favorite athlete is LeBron James ... Majoring in Human Development and Family Science.

## ISAAC BARNES



**Class:** Junior  
**Hometown:** Pittsburgh, Pa.  
**High School:** North Allegheny HS  
**Height/Weight:** 6-8/225  
**Experience:** RS

**Forward | #44**

**SOPHOMORE (2019-20):** Missed the season with an injured right ankle.

**REDSHIRT FRESHMAN (2018-19):** Missed the season with an injured left hip.

**FRESHMAN (2017-18):** A walk-on who redshirted his freshman season.

**HIGH SCHOOL:** Graduated from North Allegheny High School in Wexford, Pa. in 2017 ... Lettered two years in basketball ... Averaged 15.9 points and 10.4 rebounds as a senior ... Selected MVP at the CRC Tournament ... Missed all but five games during his junior season due to a broken foot ... Played sophomore season at Logan High School in Logan, Utah ... Graduated with a 3.4 GPA.

**PERSONAL:** Born Oct. 24, 1997 ... Son of Scott and Jody Barnes ... Father is the Vice President and Director of Intercollegiate Athletics at Oregon State ... Father played basketball at Fresno State and competed in two NCAA Tournaments and two NITs ... Mother was a high jumper at Fresno State ... Has one sister, Milanna ... Sister played basketball at Utah State ... Chose Oregon State because "it's close to my family and felt like the right decision because of the coaches" ... Biggest athletic thrill to date is "averaging a double-double as a senior" ... Favorite athlete is Anthony Davis ... Hobby is collecting shoes ... Majoring in Business Administration.

## MAURICE CALLOO



**Class:** Junior  
**Hometown:** Windsor, Ontario  
**High School:** Huntington Prep  
**Height/Weight:** 6-10/220  
**Experience:** TR

**Forward | #1**

**INDIAN HILLS COMMUNITY COLLEGE:** Played one season at Indian Hills Community College in Ottumwa, Iowa ... Ranked the 39th best player in the nation by 2020 JucoRecruiting.com ... Averaged 9.1 points and 3.9 rebounds as a sophomore in 2019-20, while shooting 45.6 percent from the field, 35.1 percent from beyond the arc and 76.7 percent from the free throw line ... Indian Hills had a 30-3 record and were set to play in the NJCAA National Tournament before the season was canceled due to COVID-19.

**OKLAHOMA STATE:** Averaged 2.5 points and 1.6 rebounds in 10.8 minutes per game as a true freshman in 2018-19.

**HIGH SCHOOL:** Graduated from Huntington Prep in Huntington, W.Va. in 2018 ... Played basketball at Oak Hill Academy in Mouth of Wilson, Va. as a senior before returning to Huntington Prep to earn his degree ... Attended Huntington Prep during sophomore and junior years ... Was a three-star recruit by Rivals.com and 247 Sports ... Played AAU with the Atlantic Celtics.

**PERSONAL:** Born April 9, 1999 in Toronto, Canada ... Son of Marcus Calloo and Nadine Bent ... Father works in construction and mother is in community living ... Has two siblings, Marcus and Malique ... Chose Oregon State because "it's the right fit and the coaching style suits my game best" ... Favorite athlete is Carmelo Anthony ... Majoring in University Exploratory Studies.

## JULIEN FRANKLIN



**Class:** RS Freshman  
**Hometown:** Brea, Calif.  
**High School:** Villa Park HS  
**Height/Weight:** 6-7/200  
**Experience:** RS

**Guard | #22**

**FRESHMAN (2019-20):** Redshirted his freshman season.

**HIGH SCHOOL:** Graduated from Villa Park High School in Villa Park, Calif. in 2019 ... Named a three-star recruit by Rivals.com and 247 Sports ... Lettered four years for Kevin Reynolds ... Started every game in his four-year career ... Holds the school record for points in a game (52) ... Averaged 21.8 points, 7.8 rebounds and 4.0 assists as a senior ... Selected All-CIF First Team and named Crestview League Most Valuable Player as a senior ... Averaged 23.8 points, 7.6 rebounds and 5.2 assists as a junior ... Named Crestview League Most Valuable Player and First Team All-County as a junior ... Averaged 14.7 points and 5.3 rebounds as a sophomore ... Named First Team All-Crestview League, Second Team All-County and Defensive Player of the Year as a sophomore ... Led the team to the regional championship as a sophomore ... Averaged 10 points and earned honorable mention recognition from the Crestview League as a freshman ... Invited to the Pangos All-American Camp ... Played AAU with Dream Vision ... Graduated with a 3.5 GPA ... Received the Student-Athlete Award all four years.

**PERSONAL:** Born April 25, 2001 in Newport, Calif. ... Son of Kenny and Tamara Franklin ... Father is a basketball trainer and mother is a nurse ... Has one brother, Myles ... Brother plays basketball at Point Loma Nazarene in San Diego, Calif. ... Chose Oregon State because "I believe in what the coaches are doing to turn the program into a top-tier university and Corvallis is a great atmosphere to grow as a person and as player" ... Biggest athletic thrill to date is "winning the regional championship with 21 points and 10 rebounds as a sophomore" ... Favorite athlete is Kobe Bryant ... Hobbies are producing music and graphic art ... Majoring in University Exploratory Studies.

## ISAIAH JOHNSON



**Class:** Freshman  
**Hometown:** Cerritos, Calif.  
**High School:** Bishop Montgomery HS  
**Height/Weight:** 6-6/209  
**Experience:** FR

**Forward | #24**

**HIGH SCHOOL:** Graduated from Bishop Montgomery High School in Torrance, Calif. in 2020 ... Named a three-star recruit by Rivals.com and 247 Sports ... Started at small forward all four years of high school ... Named the California Interscholastic Federation (CIF) Player of the Year and Daily Breeze Player of the year following senior season ... Named team captain as a senior ... Was an All-League Second Team selection following junior season ... Attended Crean Lutheran High School during his freshman and sophomore years ... Named the California Interscholastic Federation (CIF) Player of the Year following sophomore season at Crean Lutheran High School ... Was a two-time All-League First Team selection at Crean Lutheran High School ... Competed at the Pangos All-American Camp in 2019 ... Played AAU with Dream Vision during the 2016-17 and 2017-18 seasons.

**PERSONAL:** Born October 11, 2001 in Los Angeles, Calif. ... Son of Leland and Amanda Johnson ... Father is an accountant and mother works in human resources ... Chose Oregon State because: "I feel like the coaching philosophy and playing style of the team matches my style. I also like the sense of community and pride for Oregon State displayed by everyone" ... Favorite athlete is Kawhi Leonard ... Hobbies are fishing, swimming and hanging with friends ... Majoring in Biology.

## JOEY POTTS



**Class:** RS Junior  
**Hometown:** Petaluma, Calif.  
**High School:** Petaluma HS  
**Height/Weight:** 6-10/200  
**Experience:** RS

**Forward | #23**

**JUNIOR (2019-20):** A walk-on who redshirted his junior season.

**COLLEGE OF MARIN:** Started all 50 games in two years ... Averaged 12.0 points and 7.1 rebounds and shot 62.7 percent from the field as a sophomore ... Selected to the Bay Valley Conference First Team as a sophomore ... Averaged 9.3 points and 5.2 rebounds and shot 54.4 percent from the field as a freshman ... Named Bay Valley Conference honorable mention as a freshman.

**HIGH SCHOOL:** Graduated from Petaluma High School in Petaluma, Calif. in 2017 ... Lettered two years for head coach Scott Behrs ... Averaged 15.7 points, 10.3 rebounds and 3.1 blocked shots as a senior ... Selected to the Sonoma County League First Team as a senior ... Named the team's Most Valuable Player after the senior season ... Averaged 10.1 points and 7.8 rebounds as a junior ... Selected to the Sonoma County League Second Team as a junior ... Helped lead the team to the Sonoma County League championship as a junior ... Team advanced to the North Coast Section tournament for the first time in 20 years.

**PERSONAL:** Born Aug. 11, 1999 in Marin, Calif. ... Son of John Potts and Jodie Graham ... Father is a contractor ... Has two brothers, Christian Cavanaugh and Jaymes Potts and one sister, Jordan Potts ... Christian played basketball at Oregon Tech and professionally in Denmark ... Jaymes played baseball at College of Marin ... Chose Oregon State because "I thought it would be the best opportunity to be the best player I can be with the help of the coaching staff" ... Biggest athletic thrill to date is "winning the league championship as a junior in high school" ... Favorite athlete is Giannis Antetokounmpo ... Hobby is fishing ... Majoring in Kinesiology.

## TARIQ SILVER



**Class:** Junior  
**Hometown:** Clarksville, Tenn.  
**High School:** Northwest HS  
**Height/Weight:** 6-5/200  
**Experience:** TR

**Forward | #55**

**TALLAHASSEE COMMUNITY COLLEGE:** Played one season at Tallahassee Community College in Tallahassee, Fla. ... Ranked the 17th best player in the nation by 2020 JucoRecruiting.com ... averaging 12.1 points, 4.2 rebounds and 1.8 assists in 2019-20, while shooting 45.5 percent from beyond the arc ... Named the Panhandle Conference Newcomer of the Year ... Was a First-team All-Panhandle Conference selection ... Named to the Fall Honor's List.

**EASTERN MICHIGAN:** Played in 22 games as a redshirt freshman in 2018-19 and averaged 3.3 points and 0.7 steals in 9.4 minutes ... Red-shirted the 2017-18 season.

**HIGH SCHOOL:** Graduated from Northwest High School in Clarksville, Tenn. in 2017 ... Named the TN Sports 360 Player of the Year and The Leaf-Chronicle All-Area Player of the Year ... Member of the National Honor Society and Honor Roll.

**PERSONAL:** Born Sept. 15, 1998 in Clarksville, Tenn. ... Son of Richard McFadden and Taavon Silver ... Has three siblings: Martajah, Jestyce and Jamaree ... Chose Oregon State because "the family atmosphere, a chance to compete at a high level and play in front of the best fans in the country" ... Favorite athlete is Kobe Bryant ... Majoring in Speech Communication.



# WAYNE TINKLE

**Head Coach**  
**7th Year**  
**Montana, 2005**

Wayne Tinkle has led Oregon State to its most successful run in more than three decades as he continues to build the Beaver basketball program back to national prominence.

Tinkle has posted four winning seasons, and only one losing season, in his six years in Corvallis. It's remarkable considering Oregon State had two winning seasons in the previous 24 years before he became the head coach.

He also took the Beavers back to the NCAA Tournament for the first time in 26 years, has four wins over Top 25 teams and has been a part of several team and individual records.

Individually, he has coached seven All-Pac-12 selections, including five on the All-Pac-12 First Team, four members of the Pac-12 All-Defensive Team and six Pac-12 Player of the Week award winners.

Off the court, Oregon State has had 20 Pac-12 All-Academic selections the past six years (there were 24 in the previous 27 years), including a single-season program record seven in 2016-17.

Oregon State was playing its best basketball at the end of the 2019-20 season before the campaign was unexpectedly ended due to COVID-19. The Beavers had a three-game winning streak, including a 71-69 win over Utah in the first round of the Pac-12 Tournament, and were scheduled to play rival Oregon in the quarterfinals of the conference tourney.

Other highlights from the 2019-20 season include:

- Had two wins over Top 25 teams (82-65 vs. No. 24 Arizona; 63-53 vs. No. 14 Oregon); it's the first time with multiple wins over ranked teams since 1998-99.
- Defeated Oregon for a third-consecutive time; it was the first time winning three-straight Civil War games since 1992-93 and 1993-94.
- First time sweeping Stanford in a season since 2008-09.
- Opened the season 10-2, equaling their best start since the 1984-85 team started 11-1.
- Won at Colorado for a second-straight year; the team was 1-9 in Boulder in the previous 10 games.
- Set the Oregon State record and led the Pac-12 with a free throw percentage of 75.1%.

Tinkle's son, Tres, was selected to the All-Pac-12 First Team for the third consecutive year. He became Oregon State's all-time leading scorer with 2,233 points and also set the program records for consecutive games scoring in double figures (96) and consecutive free throws made (35).

Kylor Kelley concluded his two-year Oregon State career as the program's all-time leader in blocked shots (211) and blocked shots average (3.40). He was selected to the Pac-12 All-Defensive Team for the second straight year.

Zach Reichle and Ethan Thompson were both selected to the Pac-12 Winter Academic Honor Roll for maintaining a GPA of 3.3 or above.

The Beavers had several highlights during the 2018-19 season, including a tie for fourth place in the Pac-12, the highest finish in conference play since 1989-90. Some of the others include:

- First winning season in conference play (10-8) since 1989-90 (15-3).
- First time winning five conference road games in a season since the 1989-90 team finished 6-3 on the road.
- First time starting 3-0 in conference play since 1992-93.
- First time sweeping a conference road swing (at Colorado, at Utah) since 2008-09.
- First win over Colorado in Boulder since 2013.
- First win over Utah in Salt Lake City since 2012.
- First time sweeping Oregon in a season since 2009-10.
- First win over Oregon in Eugene since 2012.
- First time sweeping USC in a season since 2013-14.

## THE WAYNE TINKLE FILE

### PERSONAL

Born: January 26, 1966 (Milwaukee, Wis.)  
 Family: wife - Lisa; daughters - Joslyn and Elleson; son - Tres

### EDUCATION

B.S., Health and Human Performance, University of Montana, 2005

### WAYNE TINKLE'S DIVISION I HEAD COACHING CAREER

YEAR	SCHOOL	OVERALL	CONF.	POST.
2006-07	Montana	17-15	10-6	
2007-08	Montana	14-16	8-8	
2008-09	Montana	17-12	11-5	
2009-10	Montana	22-10	10-6	NCAA
2010-11	Montana	21-11	12-4	CBI
2011-12	Montana	25-7	15-1	NCAA
2012-13	Montana	25-7	19-1	NCAA
2013-14	Montana	17-13	12-8	
2014-15	Oregon State	17-14	8-10	
2015-16	Oregon State	19-13	9-9	NCAA
2016-17	Oregon State	5-27	1-17	
2017-18	Oregon State	16-16	7-11	
2018-19	Oregon State	18-13	10-8	
2019-20	Oregon State	18-13	7-11	

**OVERALL RECORD ..... 251-187 (14 Years)**

**OREGON STATE RECORD ..... 93-96 (6 Years)**

**PAC-12 RECORD ..... 42-66 (6 Years)**

**MONTANA RECORD ..... 158-81 (8 Years)**

**BIG SKY RECORD..... 97-39 (8 Years)**

### ADDITIONAL COACHING EXPERIENCE

2002-06 -- University of Montana, Assistant Coach

### PLAYING EXPERIENCE

1986-89 -- University of Montana

### HEAD COACH

#### OREGON STATE UNIVERSITY (2014-present)

- Led Oregon State to its first NCAA Tournament in 26 years
- Led the Beavers to a 10-8 Pac-12 record in 2019, their best conference mark since 1990
- Led Oregon State to its first conference road sweep (at Colorado, at Utah) since 2009
- Led the Beavers to a sweep of Oregon in 2019, their first season sweep of the Ducks since 2010
- Became the second coach in Oregon State history to win at least 17 games in his first two seasons (Bob Hager)
- Became the fourth Oregon State head coach to record a winning record in his first season (Slats Gill, Paul Valenti, Jim Anderson)
- Led the Beavers to school records for best start at Gill Coliseum (14-0) and most home wins in a single season (15) in 2015
- Led the Beavers to an upset over No. 7 Arizona in 2015, the program's first win over a top-10 team in 15 years

### HEAD COACH

#### UNIVERSITY OF MONTANA (2007-14)

- Led the Grizzlies to the NCAA Tournament three times, the most by a coach in school history
- Named Big Sky Coach of the Year in 2012 and 2013
- Named the NABC Division I All-District 6 Coach of the Year in 2012
- Second at Montana in all-time wins with 158 (Jiggs Dahlberg is first with 222)
- Holds the school record with 97 Big Sky Conference wins
- Had four consecutive seasons with 20-plus wins
- Won 25 consecutive Big Sky Conference games over a two-year span

## WAYNE TINKLE vs. ALL OPPONENTS

Pac-12 Opponents	Overall (OSU)
Arizona	2-8 (2-8)
Arizona State	3-8 (3-8)
California	3-8 (3-8)
Colorado	5-6 (5-6)
Oregon	6-7 (5-7)
Oregon State	1-1 (0-0)
Stanford	3-6 (3-6)
UCLA	5-7 (4-7)
USC	4-8 (4-8)
Utah	5-6 (5-5)
Washington	4-9 (4-6)
Washington State	7-3 (7-2)

Non-Conference Opponents	Overall (OSU)
Air Force	1-0 (0-0)
Arkansas-Pine Bluff	2-0 (2-0)
Auburn	0-1 (0-1)
Boise State	2-0 (0-0)
BYU	0-1 (0-0)
Cal State Fullerton	3-2 (1-0)
Cal State Northridge	1-0 (1-0)
Carroll College	1-0 (0-0)
Central Connecticut	1-0 (1-0)
Charlotte	0-1 (0-1)
Colorado State	1-4 (0-0)
Corban	1-0 (1-0)
Davidson	0-1 (0-0)
Denver	1-1 (0-0)
DePaul	1-0 (1-0)
Duke	0-1 (0-0)
Duquesne	0-1 (0-0)
Eastern Kentucky	1-0 (1-0)
Eastern Washington	13-4 (0-0)
Fresno State	2-1 (0-1)
Gonzaga	0-1 (0-0)
Grambling State	2-0 (2-0)
Great Falls	3-0 (0-0)
Hawaii	1-1 (0-0)
Idaho	6-0 (0-0)
Idaho State	13-5 (0-0)
Iona	1-0 (1-0)
Iowa State	1-0 (1-0)
Jacksonville State	1-0 (1-0)
Kansas	0-1 (0-1)
Kent State	1-2 (1-2)
Lamar	0-1 (0-1)
Long Beach State	3-3 (2-2)
Loyola Marymount	4-0 (2-0)
Marist	1-0 (1-0)
Minnesota	1-1 (0-0)
Minot State	1-0 (0-0)
Mississippi State	1-1 (1-1)
Mississippi Valley State	3-0 (1-0)
Missouri	0-1 (0-1)
Missouri State	1-0 (1-0)
Montana State	13-4 (0-0)
Montana Tech	4-0 (0-0)
Montana-Western	2-0 (0-0)
MSU-Northern	3-0 (0-0)
Nevada	1-3 (1-1)
New Mexico	0-1 (0-0)
North Dakota	6-2 (1-0)
Northern Arizona	11-7 (0-0)
Northern Colorado	13-6 (0-0)
Northwest Christian	1-0 (1-0)
Oklahoma	0-1 (0-1)
Oklahoma State	0-1 (0-1)
Old Dominion	1-0 (1-0)
Oral Roberts	1-1 (1-0)
Pacific	0-2 (0-0)
Penn	1-0 (1-0)
Pepperdine	1-0 (1-0)
Portland	2-4 (1-1)
Portland State	12-6 (1-0)
Prairie View A&M	1-0 (1-0)
Quinnipiac	1-1 (1-1)
Rice	2-0 (2-0)
Sacramento State	15-1 (0-0)
Saint Louis	1-1 (1-1)
San Diego	2-0 (0-0)
San Francisco	0-4 (0-0)
San Jose State	1-0 (1-0)
Santa Clara	0-2 (0-0)
Savannah State	0-1 (0-1)
South Dakota State	3-1 (0-0)
Southern Oregon	1-0 (1-0)
Southern Utah	5-0 (1-0)
St. John's	0-1 (0-1)
St. Martins	1-0 (0-0)
Syracuse	0-1 (0-0)
Texas-Arlington	1-0 (0-0)
Texas A&M	0-2 (0-2)
Tulsa	1-1 (1-1)
UC Riverside	3-1 (1-0)
UC Santa Barbara	3-0 (3-0)
UTSA	2-0 (2-0)
Utah Valley	1-2 (0-0)
Valparaiso	0-1 (0-1)
VCU	0-1 (0-1)
Virginia Tech	0-1 (0-0)
Weber State	10-10 (0-0)
West Virginia	0-1 (0-0)
Western Kentucky	0-1 (0-0)
Wisconsin	0-1 (0-0)
Wyoming	2-2 (2-1)

Stephen Thompson Jr. set Oregon State's record with 230 career 3-pointers, while newcomer Kaylor Kelley broke three school records -- single-season blocked shots (104), blocked shots in a game (9) and consecutive games with multiple blocks (15). Thompson Jr. was named to the All-Pac-12 Second Team and Kelley was picked for the Pac-12 All-Defensive Team.

Thompson Jr. received the Tom Hansen Conference Medal and became the first Oregon State men's basketball student-athlete to be selected the Pac-12 Scholar-Athlete of the Year. Gligorije Rakocevic, Zach Reichle and Thompson Jr. were named to the Pac-12 All-Academic First Team, Ethan Thompson was selected to the Second Team, and Tres Tinkle earned honorable mention recognition.

Oregon State had an 11-win improvement in 2017-18 to finish with a 16-16 record, including wins over Oregon, UCLA, Arizona State, a double-overtime thriller against Washington and a Pac-12 Tournament victory over the Huskies.

Tres Tinkle became the third player in program history to lead the team in scoring, rebounding and assists. He was the only Pac-12 player to score in double figures every game during the season and was selected First Team All-Pac-12 by a vote of the conference coaches.

The team excelled in the classroom for the fourth straight year under Tinkle, with four student-athletes (Gligorije Rakocevic, Tanner Sanders, Stephen Thompson Jr., Tres Tinkle) being selected to the prestigious National Association of Basketball Coaches (NABC) Honors Court and earning Pac-12 All-Academic honors.

The loss of seven starters/key reserves from an NCAA-qualifying 2016 squad, and an unprecedented spate of injuries, led to a 5-27 record in Tinkle's third season at OSU. It was just the second losing record in Tinkle's 11 years as a head coach.

The Beavers used their anticipated regular lineup in only one game. Starters Tres Tinkle (26) and Stephen Thompson Jr. (6) and top reserve Cheikh N'diaye (23) combined to miss 55 games because of injury; three-year letterman Malcolm Duvivier, another projected starter, sat out the entire season.

As a result, the Beavers were one of the youngest teams in Division I basketball. They often started three sophomores and two freshmen, inexperience reflected by the uncharacteristic won-loss record.

Center Drew Eubanks earned honorable-mention all-Pac-12 honors, becoming the first OSU sophomore to earn all-conference recognition since Jared Cunningham made the second team in 2011.

Off the court, the Beavers thrived academically. A record seven players (Daine Muller, Gligorije Rakocevic, Stephen Thompson Jr., Tres Tinkle, Matt Dahlen, Drew Eubanks, Tanner Sanders) earned Pac-12 all-academic honors.

The seven selections were the most of any Pac-12 school. OSU's previous high for any season was two, in 2000, 2005, 2006, 2011, 2012 and 2014.

And 2017's temporary downturn cannot overshadow the accomplishments of Tinkle's first two seasons at OSU.

In Year 1, he guided a team picked to finish last in the Pac-12 after losing its top five scorers from the previous season to a 17-14 overall record, the most home wins (15) in school history, and victories over Pac-12 champion Arizona and NCAA Sweet-16 finisher UCLA.

In Year 2, he surpassed those milestones and capped another season of notable accomplishments when the Beavers garnered their first berth in the NCAA Tournament in 26 seasons.

The Beavers went 19-12 in the regular season, the most wins in a season since 1990. Tinkle thus became just the second coach in the program's long and storied history to win at least 17 games in his first two seasons. Bob Hager did so in 1923 (19-7) and 1924 (20-5).

OSU finished in a three-way tie for sixth place with a 9-9 Pac-12 record, its best conference record since 1993. The Beavers won 17 games in back-to-back seasons for the first time since 1989 (22-8) and 1990 (22-7)

Tinkle has two wins over top-25 opposition. The Beavers defeated No. 7 Arizona, 58-56, in 2015 and topped No. 21 USC, 85-70, in 2016. It was the first time they've defeated Top 25 teams in back-to-back seasons since 2005-2006.

In 2016 OSU also defeated Oregon, California and Utah, teams that all were ranked in the Top 25 at one point, and Metro Atlantic Athletic Association champion/NCAA qualifier Iona.

The 52-year-old Tinkle, who came to OSU on May 19, 2014, after eight successful seasons at the University of Montana, became the fourth OSU coach since 1928 to record a winning

record in his first season in 2015. He joined Beaver legends Slats Gill, Paul Valenti and Jim Anderson in that exclusive fraternity.

Tinkle's debut season was also replete with accomplishments and highlight moments. The Beavers:

- Set school records for their best start at Gill Coliseum (14-0) and the most home wins in a single season (15).
- Posted an 8-10 Pac-12 record, their best conference mark since the 1992-93 team finished 9-9.
- Defeated No. 7 Arizona for their first win over a top-10 team in 15 years.
- Defeated Arizona, UCLA and Washington in the same season for the first time since 1990.
- Also downed DePaul of the Big East and Mississippi State of the SEC.

Tinkle stressed defense from his first day on the job and the Beavers responded. They led the Pac-12 in steals, 3-point field goal percentage defense and turnover margin. They also set school records for scoring defense, field-goal percentage defense and 3-point field goal percentage defense.

Tinkle steadfastly preached the value of teamwork but the Beavers have enjoyed their share of individual accomplishments as well in his first two seasons.

In 2016, senior guard Gary Payton II earned Pac-12 Defensive Player of the Year honors for the second year in a row. He was sixth in the nation in steals (2.41) and broke his father's (former OSU All-American Gary Payton) school record of at least one steal in 38 consecutive games.

Payton II also earned first-team all-Pac-12 and Pac-12 all-defensive honors for the second season in a row. Also, forward Tres Tinkle, Wayne Tinkle's son, earned honorable-mention on the All-Freshman team.

In 2015, Payton II was named the Pac-12 Defensive Player of the Year and earned All-Pac-12 First Team and Pac-12 All-Defensive Team honors after finishing second in the nation in steals. The junior transfer had a steal in all 31 games, the second-longest streak in school history. His 95 steals were the second most in Oregon State single-season history and tied for the third most in a season in Pac-12 history.

Tinkle inherited a senior-less program depleted by the graduation or transfer of six players who combined for 128 starts. That manpower shortage was further exacerbated in the offseason when Chi Baker, a touted incoming recruit from Florida who was expected to see significant playing time, was stricken with a heart ailment that sidelined him for the season.

Baker's illness left the Beavers with just eight scholarship players. However, Tinkle cleared that hurdle by holding a campus-wide open tryout just before the start of practice.

Five of the 22 participants were added to the official roster, joining two walk-ons from the previous season, and all played a major part in the team's success, as role players or by pushing the starters in practice. Tinkle subsequently rewarded them for their dedication and commitment by starting five walk-ons, all from the state of Oregon, against rival Oregon in the team's final regular-season home game.

The success of Tinkle's first season at OSU was noted nationally as he was named a semifinalist for the Naismith National Coach of the Year.

Tinkle was named the 21st head coach in OSU history on May 19, 2014, after leading Montana to three NCAA Tournament appearances and seven winning records in eight seasons. His Grizzlies captured Big Sky Conference regular-season titles in 2010, 2012 and 2013, and Big Sky Conference Tournament championships in 2012 and 2013.

He led Montana to four consecutive postseason trips from 2010-13, including the NCAA Tournament in 2010, 2012 and 2013. His 97 conference wins are the most by any Montana coach and his 158 overall victories are the second-most in school history.

He was named the Big Sky Coach of the Year after the 2011-12 and 2012-13 seasons, and the NABC Division I All-District 6 Coach of the Year in 2012. He is the only coach in Montana history with three NCAA-Tournament berths and two Big Sky Coach of the Year awards.

Tinkle directed Montana to 25-7 seasons in 2011-12 and 2012-13 when the Grizzlies won the second-most games in school history in successive seasons. They won 25 consecutive Big Sky games in that span and set a conference record with 19 league wins in 2012-13.

Montana had winning records in seven of Tinkle's eight years as head coach and won 20 or more games in four consecutive seasons (2010-13). He also went to the NCAA tournament three times during his five years as an assistant coach under Don Holst, Pat Kennedy and Larry Krystkowiak, presently the head coach at the University of Utah.

The son of a college administrator, Tinkle was born on Jan. 26, 1966 in Milwaukee, Wis., as the youngest of 11 children (seven girls and four boys). He graduated from Ferris High School in Spokane, Wash., in 1984, and then enrolled at Montana, where he had a standout career from 1986-89.

Tinkle was a standout forward for the Grizzlies from 1986-89 and a three-time All-Big Sky pick his sophomore, junior and senior seasons. He ranks fourth all-time at Montana in rebounds (836), and sixth in points (1,500). He earned the team's Carl Dragstedt Award (MVP) in 1988 and 1989; led the team in rebounding in 1987, 1988 and 1989, and led the team in scoring in 1988 and 1989.

He then played professionally for 12 years with stints in the CBA and in Sweden, Spain, Italy and Greece before retiring to become a coach.

Tinkle earned his bachelor's degree from the University of Montana in health and human performance in 2005.

Tinkle is married to the former Lisa McLeod, who was a standout basketball player at Montana and was inducted into the Grizzly Sports Hall of Fame in 2011. They have two daughters, Joslyn and Elle, and one son, Tres.

Joslyn played in three basketball Final Fours during her four-year career at Stanford. Elle played basketball at Gonzaga and helped lead the Bulldogs to the Sweet 16 in 2015. Tres played at Oregon State and became the program's all-time leading scorer with 2,233 points.



## KERRY RUPP

### Associate Head Coach 7th Year Southern Utah, 1977

Kerry Rupp enters his seventh year with the Oregon State men's basketball program as the associate head coach.

Rupp followed Wayne Tinkle from Montana to Oregon State and they have found success during their time in Corvallis with several milestones, records and highlights.

In 2019-20, he helped Oregon State to wins over two Top 25 teams (82-65 vs. No. 24 Arizona; 63-53 vs. No. 14 Oregon), the program's first season sweep over Stanford since 2008-09 and a 10-2 start to the season, the school's best since 1984-85. The Beavers had a three-game winning streak, including a 71-69 win over Utah in the first round of the Pac-12 Tournament, before the campaign was unexpectedly ended due to COVID-19.

In 2018-19, he helped lead the Beavers to their best conference record (10-8) and best conference finish (tie for fourth) since 1990. Oregon State also had its first conference road sweep (at Colorado, at Utah) since 2009, and swept the season series from rival Oregon and USC.

In 2016-17, he helped Oregon State garner its first NCAA Tournament appearance since 1990 after winning 19 games, including nine in the competitive Pac-12 Conference.

In 2015-16, he helped lead a team that was picked to finish last in the Pac-12 to a 17-14 record, including a program-record 15 home wins highlighted by an upset over No. 7 Arizona.

The veteran Rupp has instilled a tenacious defensive philosophy that has helped the Beavers set school records for scoring defense, field-goal percentage defense and 3-point field goal percentage defense, while leading the Pac-12 in steals and turnover margin.

Rupp, who was hired at Oregon State on June 4, 2014, has nearly 20 years of coaching experience at six universities and has been a part of six NCAA Tournament teams.

He joined the collegiate ranks in 2000 after a successful 24-year high school coaching career. From 2000-04 he was an assistant coach at Utah and also served as the interim head coach there for part of the 2004 season. He was the associate head coach at Indiana from 2004-06 and an assistant coach at UAB in 2006-07. Rupp was the head coach at Louisiana Tech from 2007-11, the director of basketball operations at Hawai'i in 2011-12 and an assistant coach under Tinkle at Montana from 2012-14.

Rupp joined Tinkle's staff at Montana in 2012 and helped the Grizzlies set a Big Sky Conference record with 19 league wins and advance to the NCAA Tournament for the third time in four years. He spent one season as the director of basketball operations at the University of Hawai'i in 2011-12 before moving to Missoula.

A native of Magna, Utah, Rupp got his first college head coaching job in 2007 when he was hired to turn around the Louisiana Tech Bulldog men's basketball program. During his four years there, he led the team to new heights highlighted by a 24-11 record during the 2009-10 season when the team received votes in the Associated Press Top 25 for the first time in 19 years and advanced to the second round of the Collegians.com Tournament.

Rupp was named the Louisiana Association of Basketball Coaches and Louisiana Sports Writers Association Coach of the Year in 2010 after leading the Bulldogs to their best record since 1985.

Rupp posted an overall record of 66-77 at Louisiana Tech, including a nine-win improvement between his first and second seasons (6-24 to 15-18) and another nine-win improvement during that historic 2009-10 campaign (24-11). The team went 12-20 in his final year with the Bulldogs.

He was the associate head coach under Mike Davis at Indiana University for two seasons when the Hoosiers made the NIT in 2005 and the NCAA Tournament in 2006. Rupp followed Davis to UAB where he was an assistant coach for one season in 2006-07.

From 2000-04, he coached under Rick Majerus at the University of Utah and helped the Utes amass a record of 70-26 in four years, while receiving bids to the NCAA Tournament three times and the NIT once. Rupp was responsible for the recruiting of Andrew Bogut, who would become the Naismith College Player of the Year and the first overall pick in the 2005 NBA Draft.

Rupp served as the interim head coach at Utah for part of the 2004 season, accumulating a 10-4 record and winning the Mountain West Tournament Championship for the first time in school history.

Prior to joining the collegiate ranks, Rupp enjoyed a 24-year career in the high school circuit, beginning at Unitah (1978-79) and Murray (1979-82) high schools as the head boys' basketball coach. He served as an assistant coach (1986-90) and head coach (1990-2000) at Salt Lake's City East High School where he led the Leopards to four region titles and two state title game appearances. Rupp also served as the school's athletic director from 1992-2000.

He was named the Coach of the Year by the Utah High School Activities Association in 1999.

Rupp was an All-American in basketball and an all-state performer in football and hoops at Cyprus High School in Magna, Utah where he graduated in 1972. He played basketball for two years at Utah State before transferring to Southern Utah where he was named the Thunderbirds' MVP and earned all-district and all-conference honors as a senior in 1977.

He earned a bachelor's degree from Southern Utah University in physical education in 1977.

Rupp was born on Feb. 24, 1954 in Magna, Utah. He and his wife, Lori, have five daughters (Alie, Lindsey, Shelby, Billie and Randie) and seven grandchildren.

#### THE KERRY RUPP FILE

##### PERSONAL

Born: February 24, 1954 (Magna, Utah)

Family: wife - Lori; daughters - Alie, Lindsey, Shelby, Billie and Randie

##### EDUCATION

B.S., Physical Education, Southern Utah, 1977

##### COACHING EXPERIENCE

2000-04 -- University of Utah, Assistant Coach

2004 -- University of Utah, Interim Head Coach

2004-06 -- Indiana University, Associate Head Coach

2006-07 -- University of Alabama at Birmingham, Assistant Coach

2007-11 -- Louisiana Tech University, Head Coach

2011-12 -- University of Hawai'i, Director of Basketball Operations

2012-14 -- University of Montana, Assistant Coach

2014-present -- Oregon State University, Associate Head Coach

##### PLAYING EXPERIENCE

1973-75 -- Utah State

1975-77 -- Southern Utah





## STEPHEN THOMPSON

### Assistant Coach 7th Year Syracuse, 1990

Stephen Thompson enters his seventh year with the Oregon State men's basketball program as an assistant coach.

In his first six seasons at Oregon State, Thompson has helped lead the Beavers to four of their best seasons in the past three decades.

In his first season, Thompson helped lead the Beavers to a 17-14 record and set the school record for their best start at Gill Coliseum (14-0) and the most home wins in a single season (15). Oregon State defeated No. 7 Arizona for its first win over a top-10 team in 15 years, and knocked off Arizona, UCLA and Washington in the same season for the first time since 1990.

In his second season, the Beavers garnered their first berth in the NCAA Tournament in 26 seasons after winning their most games (19) since 1990 and their most conference contests (9) since 1993. Oregon State also won a game in the Pac-12 Tournament for the first time in four years and knocked off a top-25 team (No. 21 USC) for the second straight season.

In 2018-19, Oregon State had its best conference record (10-8), best conference finish (tie for fourth) and best conference road record (5-4) since 1990. The Beavers started 3-0 in Pac-12 for the first time since 1993, swept a conference road swing (at Colorado, at Utah) for the first time since 2009, and swept the season series from rival Oregon and USC.

This past season, the Beavers opened the season 10-2, their best start since 1984-85, defeated two Top 25 teams (82-65 vs. No. 24 Arizona; 63-53 vs. No. 14 Oregon), swept Stanford and set the program record for free throw percentage. Oregon State had a three-game winning streak, including an exciting win over Utah in the Pac-12 Tournament, before the season was ended due to COVID-19.

His oldest son, Stephen Jr., concluded his four-year Oregon State career in 2019 as the program's all-time leader in 3-pointers made (230) and fourth in career scoring (1,767). Thompson Jr. was named the Pac-12 Scholar-Athlete of the Year and received the Tom Hansen Conference Medal in 2019 for his work in the classroom, in the community and on the court.

His youngest son, Ethan, is entering his senior season in 2020-21 and has started all 94 games in his first three years at Oregon State. He received an Arthur Ashe Jr. Sports Scholar Award in 2019 for his excellence in the classroom, the athletic field and a commitment to community service and student leadership.

Thompson, who was hired at Oregon State on June 19, 2014, is known as one of the best college basketball players in Syracuse University history. After playing professionally in the NBA, CBA, ABA and overseas, he was an assistant coach at Cal State L.A. for three years before taking over the program as the head coach in 2005.

Thompson went 126-120 in his nine years as the head coach at Cal State L.A. and his teams regularly ranked at or near the top of Division II in scoring defense and field-goal percentage defense each season. He led the Golden Eagles to the California Collegiate Athletic Association Championship Tournament five consecutive years from 2010-14 and his teams had a winning record in each of his final four seasons.

His best campaign at Cal State L.A. came in 2011-12 when Thompson directed the Golden Eagles to a 17-10 overall record and 13-9 mark in California Collegiate Athletic Association (CCAA) play, its best conference record since 2001. The team went 16-11 overall in 2012-13, and matched

its CCAA record from the previous season at 13-9. The Golden Eagles went 15-12 overall in his final season in 2013-14.

Cal State L.A. won its first-ever conference tournament game when it beat Cal State San Bernardino, 66-60, in San Bernardino in 2011 and finished the 2010-11 season with a 15-13 record after posting a 14-14 mark in 2009-10.

Thompson had his first winning season in 2007-08 when he led the Golden Eagles to a 17-11 record and a tie for third in the CCAA. Cal State L.A. finished that season ranked ninth in the NCAA Division II West Regional and made its first appearance in a regional poll since 2000. The 17 wins were the most for the Golden Eagles since the 1999-2000 season and the third-place finish in the conference was the best since finishing second in 2000.

In his first season as the head coach, the Golden Eagles had one of the biggest turnarounds in NCAA Division II basketball by improving nine games overall from the previous year. The team swept local rival Cal State Dominguez Hills and upset Cal State Bakersfield to highlight a 10-17 season.

Thompson began his coaching career in 2002 when he joined the Cal State L.A. staff. After three years as an assistant he was promoted to head coach in March 2005 following the retirement of Dave Yanai.

A native of Los Angeles, Calif., and a Crenshaw High School graduate, Thompson had his No. 32 jersey retired at the school. He went to Syracuse University and became a three-year starter on the Orangemen basketball team while earning All-America honors in 1989 and 1990 and being named the Big East Conference's Men's Basketball Scholar Athlete of the Year in 1990.

During his four years at Syracuse, the Orangemen went 113-31 overall, won Big East titles in 1987 and 1990, made four NCAA Tournament appearances, including three trips to the Sweet 16, and reached the 1987 NCAA Championship Game against Indiana.

Thompson is second all-time at Syracuse with 144 games played and seventh in scoring with 1,956 points. He still owns the second-best career shooting mark in NCAA Tournament history at 68.4 percent in 15 games, trailing only UCLA's Bill Walton who had a 68.6 percent clip in 12 games.

After graduating from Syracuse in 1990 with a bachelor's degree in marketing, Thompson had stints with the NBA's Orlando Magic, Sacramento Kings and Denver Nuggets. He also played in Europe, Japan, the CBA and the ABA.

Before joining the Cal State L.A. coaching staff in 2002, Thompson served as Athletic Director for the Coast Christian School in Redondo Beach. He was also a Co-Founder and Director of Give & Go Basketball Academy and a coach for the Southern California All-Stars.

Thompson was born on Dec. 2, 1968 in Los Angeles, Calif. He and his wife, Amy, have two sons, Stephen Jr. and Ethan.

#### THE STEPHEN THOMPSON PROFILE

##### PERSONAL

Born: December 2, 1968 (Los Angeles, Calif.)  
Family: wife - Amy; sons - Stephen Jr. and Ethan

##### EDUCATION

B.S., Marketing, Syracuse, 1990

##### COACHING EXPERIENCE

2002-05 -- Cal State-Los Angeles, Assistant Coach  
2005-14 -- Cal State-Los Angeles, Head Coach  
2014-present -- Oregon State University, Assistant Coach

##### PLAYING EXPERIENCE

1986-90 -- Syracuse University



## MARLON STEWART

### Assistant Coach 3rd Year Washington State, 2008

Marlon Stewart enters his third year with the Oregon State men’s basketball program and his second as an assistant coach. He served as the program’s Director of Basketball Operations during the 2018-19 season.

Stewart made an immediate impact in his first season as an assistant

coach, as the Beavers defeated two Top 25 teams for the first time since 1998-99, swept Stanford for the first time since 2008-09, had a seven-game winning streak, their longest since 1992-93, and opened the year 10-2, their best start since 1984-85.

Oregon State was on a three-game winning streak, including a win over Utah in the first round of the Pac-12 Tournament before the season unexpectedly ended due to COVID-19.

Stewart was an assistant coach at the University of Hawai’i in 2017-18 and helped lead the Rainbow Warriors to a 17-13 record. He was an assistant coach at the University of Montana in 2016-17 when the Grizzlies went 16-16. He was the defensive coordinator and handled international recruiting at both places.

A native of Mercer Island, Wash., Stewart was the Director of Basketball Operations at the University of Montana from 2014-16 and was responsible for compliance, overseeing strength and conditioning, basketball camps and assisted with fundraising.

Stewart began his professional career as the Video Coordinator at the University of California where he worked from 2008-12. He served as the technology and scouting assistant at the University of Virginia from 2012-14.

He earned a bachelor’s degree in sports management from Washington State University in 2008. During his time in Pullman, he was a student manager with the men’s basketball team from 2003-06 and a student video coordinator from 2006-08.

Stewart was born on March 16, 1985 in Seattle, Wash. He and his wife, Morgan, were married in July of 2019.

## THE MARLON STEWART PROFILE

### PERSONAL

Born: March 16, 1985 (Seattle, Wash.)  
Family: wife - Morgan

### EDUCATION

B.S., Sports Management, Washington State, 2008

### COACHING EXPERIENCE

2008-12 -- University of California, Video Coordinator  
2012-14 -- University of Virginia, Technology and Scouting Assistant  
2014-16 -- University of Montana, Director of Basketball Operations  
2016-17 -- University of Montana, Assistant Coach  
2017-18 -- University of Hawai’i, Assistant Coach  
2018-19 -- Oregon State University, Director of Basketball Operations  
2019-present -- Oregon State University, Assistant Coach



## **JOEY PETSCHL**

### **Director of Basketball Operations**

Joey Petschl enters his fifth year with the Oregon State men's basketball program and his second as the Director of Basketball Operations. He served as the program's Director of Player Personnel his first three seasons with the Beavers.

Petschl, who was hired at Oregon State on May 26, 2016, worked for Oregon State head coach

Wayne Tinkle for six seasons at the University of Montana. He was a student manager for four years, a graduate assistant in 2012-13 and the Director of Basketball Operations in 2013-14. While at Montana, the Grizzlies won three Big Sky Conference championships and advanced to the NCAA Tournament three times.

As an assistant coach at Saint Martin's University, Petschl helped build Saint Martin's from a 6-22 record in 2014-15 to a 15-13 mark and a sixth-place finish in the Great Northwest Athletic Conference in 2015-16.

He earned a bachelor's degree in history from the University of Montana in 2012 and a master's degree in adult training from the University of Phoenix in 2016. He graduated from Bishop Blanchet High School in Seattle in 2008.

Petschl was born on April 3, 1990 in Seattle, Wash. He and his wife, Devin, reside in Corvallis and have three sons, Jackson, Cameron and Myles.



## **TYLER COPP**

### **Video Coordinator**

Tyler Copp enters his third year with the Oregon State men's basketball program as the Video Coordinator.

Copp began his professional career as an assistant basketball coach at Pacific Lutheran University during the 2017-18 season.

A native of Vancouver, Wash., Copp was a standout basketball player at Saint Martin's University, playing in 120 games with 99 starts. He was a three-year team captain, scored 1,108 career points and helped lead the team to its first GNAC Tournament win in school history.

Copp had instructional experience at several college basketball camps, including Oregon State, Utah, Washington State, Washington and Gonzaga.

He earned a bachelor's degree in history from Saint Martin's in 2017 and is pursuing his masters in interdisciplinary studies.

Copp, the son of Mitch and Judi Copp, was born on Aug. 23, 1995 in Portland, Ore.

# 2019-20 MEN'S BASKETBALL RESULTS

RECORD	OVERALL	HOME	AWAY	NEUTRAL
ALL GAMES	18-13	12-4	3-8	3-1
CONFERENCE	7-11	5-4	2-7	0-0
NON-CONFERENCE	11-2	7-0	1-1	3-1

DATE	TIME	OPPONENT	SCORE	ATTEND	HIGH POINTS	HIGH REBOUNDS
11/5/19	8:00 PM	CSUN	W 87-67	3422	(25)Tinkle, Tres	(10)Tinkle, Tres
11/9/19	1:30 PM	IOWA STATE	W 80-74	6173	(27)Tinkle, Tres	(11)Tinkle, Tres
11/12/19	8:30 PM	# vs Oklahoma	69-77 L	7246	(18)Tinkle, Tres	(10)Tinkle, Tres
11/16/19	7:00 PM	at Wyoming	W 83-63	4339	(16)Tinkle, Tres	(9)Tinkle, Tres
11/20/19	7:00 PM	UC SANTA BARBARA	W 78-67	3553	(27)Tinkle, Tres	(11)Tinkle, Tres
11/23/19	11:30 AM	GRAMBLING STATE	W 80-58	3670	(22)Kelley, Kylor	(8)Thompson, Ethan
11/27/19	8:00 PM	@ vs San Jose State	W 83-48	1500	(17)Thompson, Ethan	(6)Hollins, Alfred
12/1/19	3:00 PM	PORTLAND STATE	W 81-76	3765	(26)Tinkle, Tres	(9)Tinkle, Tres
12/14/19	3:00 PM	ARKANSAS-PINE BLUFF	W 80-46	3946	(26)Tinkle, Tres	(6)Kelley, Kylor
12/18/19	4:30 PM	% vs UTSA	W 88-78	712	(23)Thompson, Ethan	(6)Miller-Moore, Sean
12/21/19	7:30 PM	at Texas A&M	49-64 L	7303	(23)Kelley, Kylor	(6)Kelley, Kylor
12/29/19	3:00 PM	NORTH DAKOTA	W 83-66	4364	(21)Tinkle, Tres	(6)Thompson, Ethan
1/2/20	6:30 PM	* at Utah	69-81 L	9579	(25)Thompson, Ethan	(7)Tinkle, Tres
1/5/20	4:00 PM	* at Colorado	W 76-68	7309	(19)Tinkle, Tres	(10)Kelley, Kylor
1/9/20	8:00 PM	* ARIZONA STATE	W 76-82 L	4828	(24)Thompson, Ethan	(9)Thompson, Ethan
1/12/20	7:00 PM	* ARIZONA	W 82-65	4911	(22)Thompson, Ethan	(6)Kelley, Kylor
1/16/20	8:00 PM	* at Washington	56-64 L	8207	(22)Tinkle, Tres	(6)Tinkle, Tres
1/18/20	1:00 PM	* at Washington State	76-89 L	10380	(17)Tinkle, Tres	(8)Tinkle, Tres
1/23/20	8:00 PM	* UCLA	58-62 L	4073	(17)Tinkle, Tres	(8)Tinkle, Tres
1/25/20	2:00 PM	* USC	55-75 L	6526	(17)Tinkle, Tres	(5)Tinkle, Tres
1/30/20	8:00 PM	* at Stanford	W 68-63	2820	(16)Kelley, Kylor	(5)Thompson, Ethan
2/1/20	1:00 PM	* at California	67-69 L	6322	(21)Lucas, Jarod	(6)Kelley, Kylor
2/8/20	7:30 PM	* OREGON	W 63-53	9301	(19)Tinkle, Tres	(8)Kelley, Kylor
2/13/20	6:00 PM	* UTAH	W 70-51	4118	(15)Thompson, Ethan	(7)Kelley, Kylor
2/15/20	7:00 PM	* COLORADO	47-69 L	4953	(16)Kelley, Kylor	(9)Kelley, Kylor
2/20/20	6:00 PM	* at Arizona	63-89 L	13555	(17)Thompson, Ethan	(13)Tinkle, Tres
2/22/20	6:00 PM	* at Arizona State	73-74 L	9688	(18)Lucas, Jarod	(8)Kelley, Kylor
2/27/20	8:00 PM	* at Oregon	54-69 L	10098	(25)Tinkle, Tres	(9)Tinkle, Tres
3/5/20	6:00 PM	* STANFORD	W 68-65	3718	(15)Thompson, Ethan	(10)Tinkle, Tres
3/7/20	1:30 PM	* CALIFORNIA	W 74-56	4545	(23)Tinkle, Tres	(7)Kelley, Kylor
3/11/20	12:00 PM	& vs Utah	W 71-69	8048	(24)Tinkle, Tres	(9)Reichle, Zach
					(19)Tinkle, Tres	(5)Thompson, Ethan

\* Pac-12 Game

# Phil Knight Invitational (Portland, Ore.)

@ Las Vegas Classic (Las Vegas, Nev.)

% The Battleground 2k19 (Houston, Texas)

& Pac-12 Tournament (Las Vegas, Nev.)

ATTENDANCE SUMMARY	GAMES	TOTALS	AVG/GAME
HOME	16	75,866	4,742
AWAY	11	89,600	8,145
NEUTRAL	4	17,506	4,376
<b>TOTAL</b>	<b>31</b>	<b>182,972</b>	<b>5,902</b>

## 2019-20 MEN'S BASKETBALL OVERALL STATISTICS

NO	Player	GP	GS	Min	Avg	TOTAL			3-PTS			REBOUNDS			PF	FO	A	TO	Blk	Stl	Pts	Avg				
						FG	FGA	Pct	3FG	FGA	Pct	FT	FTA	Pct									Off	Def	Tot	Avg
3	Tinkle, Tres	31	31	1071	34.5	188	427	.440	51	148	.345	145	179	.810	41	171	212	6.8	74	1	98	70	16	54	572	18.5
5	Thompson, Ethan	31	31	1098	35.4	160	349	.458	44	132	.333	95	128	.742	16	115	131	4.2	67	0	140	85	6	41	459	14.8
24	Kelley, Kylor	31	31	903	29.1	134	222	.604	0	1	.000	77	113	.681	52	112	164	5.3	62	0	29	33	107	8	345	11.1
11	Reichle, Zach	31	31	881	28.4	76	178	.427	35	102	.343	59	76	.776	14	87	101	3.3	65	1	68	41	5	28	246	7.9
4	Hollins, Alfred	31	29	599	19.3	59	150	.393	15	65	.231	28	38	.737	20	74	94	3.0	54	0	40	29	3	16	161	5.2
2	Lucas, Jarod	31	0	406	13.1	34	97	.351	27	79	.342	47	54	.870	11	17	28	0.9	23	0	12	12	0	9	142	4.6
0	Hunt, Gianni	31	0	430	13.9	30	92	.326	12	40	.300	15	23	.652	4	41	45	1.5	52	0	28	29	0	19	87	2.8
1	Miller-Moore, Sean	29	1	256	8.8	36	53	.679	0	0	.000	7	16	.438	32	23	55	1.9	23	0	9	20	1	5	79	2.7
12	Silva, Roman	29	1	210	7.2	26	45	.578	0	0	.000	4	7	.571	15	21	36	1.2	36	0	5	10	10	3	56	1.9
15	Dastrup, Payton	17	0	96	5.6	13	31	.419	2	7	.286	6	6	1.000	4	18	22	1.3	9	0	5	4	0	3	34	2.0
13	Vernon, Antoine	25	0	197	7.9	6	15	.400	3	8	.375	1	3	.333	0	19	19	0.8	20	0	21	8	0	5	16	0.6
35	Tucker, Dearon	17	0	53	3.1	4	8	.500	0	0	.000	2	4	.500	4	7	11	0.6	12	0	0	3	3	1	10	0.6
<b>TEAM.....</b>														<b>50</b>	<b>41</b>	<b>91</b>	<b>2.9</b>	<b>0</b>							<b>13</b>	<b>0</b>
<b>Total.....</b>		<b>31</b>				<b>766</b>	<b>1667</b>	<b>.460</b>	<b>189</b>	<b>582</b>	<b>.325</b>	<b>486</b>	<b>647</b>	<b>.751</b>	<b>263</b>	<b>746</b>	<b>1009</b>	<b>32.5</b>	<b>497</b>	<b>2</b>	<b>455</b>	<b>357</b>	<b>151</b>	<b>192</b>	<b>2207</b>	<b>71.2</b>
<b>Opponents.....</b>		<b>31</b>				<b>744</b>	<b>1727</b>	<b>.431</b>	<b>218</b>	<b>628</b>	<b>.347</b>	<b>391</b>	<b>533</b>	<b>.734</b>	<b>304</b>	<b>731</b>	<b>1035</b>	<b>33.4</b>	<b>580</b>	<b>17</b>	<b>408</b>	<b>383</b>	<b>95</b>	<b>173</b>	<b>2097</b>	<b>67.6</b>

SCORE BY PERIODS:	1st	2nd	Total
Oregon State	1043	1164	2207
Opponents	965	1132	2097

## 2019-20 MEN'S BASKETBALL PAC-12 STATISTICS

NO	Player	GP	GS	Min	Avg	TOTAL			3-PTS			REBOUNDS			PF	FO	A	TO	Blk	Stl	Pts	Avg				
						FG	FGA	Pct	3FG	FGA	Pct	FT	FTA	Pct									Off	Def	Tot	Avg
3	Tinkle, Tres	18	18	641	35.6	96	255	.376	23	87	.264	93	108	.861	25	97	122	6.8	44	1	45	41	6	29	308	17.1
5	Thompson, Ethan	18	18	641	35.6	92	199	.462	25	79	.316	49	66	.742	6	64	70	3.9	39	0	79	54	3	24	258	14.3
24	Kelley, Kylor	18	18	557	30.9	79	133	.594	0	0	.000	35	56	.625	35	70	105	5.8	32	0	18	16	53	4	193	10.7
11	Reichle, Zach	18	18	532	29.6	40	96	.417	21	57	.368	36	43	.837	5	53	58	3.2	37	1	33	26	0	11	137	7.6
4	Hollins, Alfred	18	16	312	17.3	28	82	.341	6	38	.158	15	19	.789	11	39	50	2.8	36	0	20	18	2	8	77	4.3
2	Lucas, Jarod	18	0	220	12.2	15	56	.268	12	46	.261	31	33	.939	8	9	17	0.9	13	0	7	7	0	4	73	4.1
0	Hunt, Gianni	18	0	263	14.6	19	54	.352	9	25	.360	11	16	.688	2	21	23	1.3	35	0	18	18	0	12	58	3.2
1	Miller-Moore, Sean	17	1	135	7.9	18	25	.720	0	0	.000	2	5	.400	14	10	24	1.4	12	0	6	11	1	1	38	2.2
12	Silva, Roman	17	1	121	7.1	9	16	.563	0	0	.000	2	3	.667	7	9	16	0.9	19	0	2	4	4	1	20	1.2
13	Vernon, Antoine	15	0	120	8.0	6	10	.600	3	5	.600	0	1	.000	0	11	11	0.7	14	0	11	3	0	3	15	1.0
15	Dastrup, Payton	7	0	33	4.7	4	11	.364	1	2	.500	2	2	1.000	2	6	8	1.1	3	0	0	1	0	1	11	1.6
35	Tucker, Dearon	8	0	25	3.1	3	3	1.000	0	0	.000	1	2	.500	2	2	4	0.5	6	0	0	1	2	0	7	0.9
<b>TEAM.....</b>														<b>33</b>	<b>19</b>	<b>52</b>	<b>2.9</b>	<b>0</b>							<b>7</b>	<b>0</b>
<b>Total.....</b>		<b>18</b>				<b>409</b>	<b>940</b>	<b>.435</b>	<b>100</b>	<b>339</b>	<b>.295</b>	<b>277</b>	<b>354</b>	<b>.782</b>	<b>150</b>	<b>410</b>	<b>560</b>	<b>31.1</b>	<b>290</b>	<b>2</b>	<b>239</b>	<b>207</b>	<b>71</b>	<b>98</b>	<b>1195</b>	<b>66.4</b>
<b>Opponents.....</b>		<b>18</b>				<b>440</b>	<b>976</b>	<b>.451</b>	<b>120</b>	<b>341</b>	<b>.352</b>	<b>244</b>	<b>320</b>	<b>.763</b>	<b>161</b>	<b>421</b>	<b>582</b>	<b>32.3</b>	<b>319</b>	<b>7</b>	<b>242</b>	<b>194</b>	<b>60</b>	<b>110</b>	<b>1244</b>	<b>69.1</b>

SCORE BY PERIODS:	1st	2nd	Total
Oregon State	536	659	1195
Opponents	578	666	1244

# 2019-20 MISCELLANEOUS STATISTICS

## OREGON STATE'S RECORD WHEN...

### Statistic .....Overall (Pac-12)

Scoring First..... 13-9 (5-7)  
Opponent Scores First..... 5-4 (2-4)

Leading at Halftime..... 14-3 (4-2)  
Trailing at Halftime..... 3-10 (2-9)  
Tied at Halftime..... 1-0 (0-0)

Leading with 5 Minutes to Play..... 15-2 (5-2)  
Trailing with 5 Minutes to Play..... 3-11 (2-9)  
Tied with 5 Minutes to Play..... 0-0 (0-0)

Game Decided by 1-5 Points..... 4-3 (2-3)  
Game Decided by 6-9 Points..... 2-3 (1-1)  
Game Decided by 10+ Points..... 12-7 (4-6)

Scoring 90-99 Points..... 0-0 (0-0)  
Scoring 80-89 Points..... 10-0 (1-0)  
Scoring 70-79 Points..... 5-3 (3-3)  
Scoring 60-69 Points..... 3-4 (3-3)  
Scoring 50-59 Points..... 0-4 (0-4)  
Scoring 40-49 Points..... 0-2 (0-1)

Opp. Scoring 90-99 Points..... 0-0 (0-0)  
Opp. Scoring 80-89 Points..... 0-4 (0-4)  
Opp. Scoring 70-79 Points..... 3-3 (0-2)  
Opp. Scoring 60-69 Points..... 9-6 (4-5)  
Opp. Scoring 50-59 Points..... 4-0 (3-0)  
Opp. Scoring 40-49 Points..... 2-0 (0-0)

50%-plus FG Pct..... 8-2 (2-2)  
40-49% FG Pct..... 10-4 (5-3)  
39.9%-minus FG Pct..... 0-7 (0-6)

Opp. 50%-plus FG Pct..... 0-4 (0-4)  
Opp. 40-49% FG Pct..... 10-9 (4-7)  
Opp. 39.9%-minus FG Pct..... 8-0 (3-0)

Better FG% than Opponent..... 17-2 (6-2)  
FG% is Equal..... 0-0 (0-0)  
Opponent Has Better FG%..... 1-11 (1-9)

80%-plus FT Pct..... 10-4 (6-4)  
70-79% FT Pct..... 3-5 (1-4)  
69%-minus FT Pct..... 5-4 (0-3)

Better FT% than Opponent..... 10-6 (5-6)  
FT% is Equal..... 0-0 (0-0)  
Opponent Has Better FT%..... 8-7 (2-5)

Outrebounding Opponent..... 9-3 (3-3)  
Rebounds are Equal..... 1-1 (1-1)  
Outrebounded by Opponent..... 8-9 (3-7)

Fewer Turnovers than Opponent..... 14-3 (5-2)  
Turnovers are Equal..... 1-2 (1-1)  
More Turnovers than Opponent..... 3-8 (1-8)

6 Beavers in Double-Figures..... 0-0 (0-0)  
5 Beavers in Double-Figures..... 2-0 (1-0)  
4 Beavers in Double-Figures..... 10-4 (4-3)  
3 Beavers in Double-Figures..... 6-3 (2-3)  
2 Beavers in Double-Figures..... 0-5 (0-5)  
1 Beaver in Double-Figures..... 0-1 (0-0)  
0 Beavers in Double-Figures..... 0-0 (0-0)

Oregon State Bench Scores More..... 7-3 (1-3)  
Bench Scoring is Equal..... 1-0 (1-0)  
Opponent Bench Scores More..... 10-10 (5-8)

Wearing White..... 10-4 (1-3)  
Wearing Black..... 3-7 (1-6)  
Wearing Orange..... 3-2 (3-2)  
Wearing Gray..... 2-0 (2-0)

Biggest Deficit in Win..... 14 vs. Utah (3/11/20)  
Biggest Lead in Loss..... 11 at Texas A&M (12/21/19)

## OREGON STATE BY THE NUMBERS

DOUBLE-DOUBLES	2019-20	CAREER
Tres Tinkle	6	27
Ethan Thompson	1	4

DOUBLE-FIGURE POINTS	2019-20	CAREER
Tres Tinkle	31	116
Ethan Thompson	26	65
Kylor Kelley	20	31
Alfred Hollins	6	17
Zach Reichle	14	16
Jarod Lucas	4	4
Sean Miller-Moore	2	2
Gianni Hunt	1	1

20-POINT GAMES	2019-20	CAREER
Tres Tinkle	12	45
Ethan Thompson	6	16
Kylor Kelley	2	2
Jarod Lucas	1	1
Alfred Hollins	0	1

30-POINT GAMES	2019-20	CAREER
Tres Tinkle	0	4

DOUBLE-FIGURE REBOUNDS	2019-20	CAREER
Tres Tinkle	6	27
Ethan Thompson	0	2
Kylor Kelley	1	1
Alfred Hollins	0	1

## OREGON STATE SUPERLATIVES

Points.....	27, Tres Tinkle vs. UC Santa Barbara
	27, Tres Tinkle vs. Iowa State
Field Goals Made.....	10, Tres Tinkle vs. Iowa State
	10, Tres Tinkle vs. CSUN
Field Goal Att.....	20, Tres Tinkle at Washington State
Field Goal Pct.....	1.000, (5-5) Sean Miller-Moore at Washington State
	.889 (8-9), Ethan Thompson vs. Arizona State
	.875 (7-8), Kylor Kelley vs. UTSA
	.875 (7-8), Kylor Kelley vs. Grambling State
	.833 (5-6), Kylor Kelley vs. Utah
	.833 (5-6), Alfred Hollins vs. Oklahoma
3-Point FG Made.....	6, Tres Tinkle vs. Iowa State
3-Point FG Att.....	12, Jarod Lucas at Arizona
3-Point FG Pct.....	1.000 (3-3), Ethan Thompson vs. UAPB
	1.000 (2-2), Antoine Vernon at Arizona State
	1.000 (2-2), Alfred Hollins vs. Oklahoma
Free Throws Made.....	11, Tres Tinkle at Washington
Free Throw Att.....	13, Kylor Kelley vs. CSUN
Free Throw Pct.....	1.000 (11-11), Tres Tinkle at Washington
	1.000 (9-9), Tres Tinkle vs. UCLA
	1.000 (9-9), Zach Reichle at Colorado
	1.000 (8-8), Ethan Thompson vs. North Dakota
	1.000 (7-7), Tres Tinkle vs. UAPB
	1.000 (7-7), Ethan Thompson at Wyoming
Rebounds.....	13, Tres Tinkle vs. Colorado
Assists.....	11, Ethan Thompson vs. Utah
Steals.....	5, Tres Tinkle vs. UAPB
Blocked Shots.....	7, Kylor Kelley at Stanford
	7, Kylor Kelley vs. UAPB
	7, Kylor Kelley vs. Grambling State
Minutes.....	40, Tres Tinkle at Arizona State
	40, Ethan Thompson at Washington
	40, Ethan Thompson vs. UTSA

# 2019-20 MISCELLANEOUS STATISTICS

## 2019-20 OREGON STATE HIGHS/LOWS

Most Points .....	88 vs. UTSA (12/18/19)
Fewest Points .....	47 vs. Colorado (2/15/20)
Most 1st Half Points .....	45 vs. CSUN (11/5/19), San Jose State (11/27/19) and Arkansas-Pine Bluff (12/14/19)
Fewest 1st Half Points .....	21 vs. Washington (1/16/20)
Most 2nd Half Points .....	51 vs. Arizona State (1/9/20) and Arizona (1/12/20)
Fewest 2nd Half Points .....	19 vs. Texas A&M (12/21/19)
Best Field Goal Percentage .....	58.5% (24-41) vs. Arkansas-Pine Bluff (12/14/19)
Worst Field Goal Percentage .....	33.3% (19-57) vs. Texas A&M (12/21/19) and Colorado (2/15/20)
Most 3-Point Field Goals Made .....	12 vs. Iowa State (11/9/19)
Fewest 3-Point Field Goals Made .....	1 vs. Colorado (2/15/20)
Most 3-Point Field Goals Attempted .....	22, six times, last vs. Utah (3/11/20)
Fewest 3-Point Field Goals Attempted .....	12 vs. Washington (1/16/20)
Best 3-Point Field Goal Percentage .....	57.1% (12-21) vs. Iowa State (11/9/19)
Worst 3-Point Field Goal Percentage .....	5.9% (1-17) vs. Colorado (2/15/20)
Most Free Throws Made .....	25 vs. UTSA (12/18/19)
Fewest Free Throws Made .....	6 vs. San Jose State (11/27/19)
Most Free Throws Attempted .....	39 vs. UTSA (12/18/19)
Fewest Free Throws Attempted .....	10 vs. Oklahoma (11/12/19)
Best Free Throw Percentage .....	93.3% (14-15) vs. Utah (2/13/20)
Worst Free Throw Percentage .....	47.1% (8-17) vs. Colorado (2/15/20)
Most Rebounds .....	45 vs. CSUN (11/5/19)
Fewest Rebounds .....	20 vs. Utah (3/11/20)
Best Rebound Margin .....	+13 vs. Grambling State (11/23/19)
Worst Rebound Margin .....	-14 vs. Texas A&M (12/21/19)
Most Assists .....	21 vs. CSUN (11/5/19) and Arizona (1/12/20)
Fewest Assists .....	6 vs. Colorado (2/15/20)
Most Steals .....	12 vs. Arkansas-Pine Bluff (12/14/19) and North Dakota (12/29/19)
Fewest Steals .....	1 vs. Oregon (2/27/20)
Most Blocked Shots .....	10 vs. Arkansas-Pine Bluff (12/14/19)
Fewest Blocked Shots .....	0 vs. USC (1/25/20)
Most Turnovers .....	20 vs. Arizona (2/20/20)
Fewest Turnovers .....	7 vs. North Dakota (12/29/19) and Colorado (2/15/20)
Best Turnover Margin .....	+10 vs. North Dakota (12/29/19)
Worst Turnover Margin .....	-12 vs. Arizona (2/20/20)

## 2019-20 OPPONENT HIGHS/LOWS

Most Points .....	89 by Washington State (1/18/20) and Arizona (2/20/20)
Fewest Points .....	46 by Arkansas-Pine Bluff (12/14/19)
Most 1st Half Points .....	46 by Washington State (1/18/20)
Fewest 1st Half Points .....	18 by Arkansas-Pine Bluff (12/14/19)
Most 2nd Half Points .....	49 by Arizona (2/20/20)
Fewest 2nd Half Points .....	21 by Oregon (2/8/20)
Best Field Goal Percentage .....	64.6% (31-48) by USC (1/25/20)
Worst Field Goal Percentage .....	30.0% (18-60) by San Jose State (11/27/19)
Most 3-Point Field Goals Made .....	15 by UTSA (12/18/19)
Fewest 3-Point Field Goals Made .....	3 by Stanford (3/5/20)
Most 3-Point Field Goals Attempted .....	33 by UTSA (12/18/19)
Fewest 3-Point Field Goals Attempted .....	13 by Arkansas-Pine Bluff (12/14/19)
Best 3-Point Field Goal Percentage .....	52.4% (11-21) by Utah (3/11/20)
Worst 3-Point Field Goal Percentage .....	15.4% (4-26) by San Jose State (11/27/19)
Most Free Throws Made .....	25 by Utah (1/2/20) and Washington State (1/18/20)
Fewest Free Throws Made .....	2 by Oregon (2/8/20)
Most Free Throws Attempted .....	31 by Texas A&M (12/21/19)
Fewest Free Throws Attempted .....	4 by Oregon (2/8/20)
Best Free Throw Percentage .....	92.6% (25-27) by Washington State (1/18/20)
Worst Free Throw Percentage .....	50.0% (2-4) by Oregon (2/8/20) and (8-16) Utah (2/13/20)
Most Rebounds .....	46 by Texas A&M (12/21/19)
Fewest Rebounds .....	20 by Arkansas-Pine Bluff (12/14/19)
Most Assists .....	20 by USC (1/25/20)
Fewest Assists .....	8 by Wyoming (11/16/19) and Portland State (12/11/19)
Most Steals .....	13 by UCLA (1/23/20)
Fewest Steals .....	2 by California (2/1/20)
Most Blocked Shots .....	8 by Texas A&M (12/21/19) and Washington (1/16/20)
Fewest Blocked Shots .....	0 by Wyoming (11/16/19), UC Santa Barbara (11/20/19) and Utah (3/11/20)
Most Turnovers .....	21 by Arkansas-Pine Bluff (12/14/19)
Fewest Turnovers .....	4 by Oregon (2/27/20)

## THE LAST TIME OREGON STATE...

### BEAT A TOP 25 TEAM:

2/8/20 vs. No. 14 Oregon (63-53)

### BEAT A TOP 10 TEAM:

1/11/15 vs. No. 7 Arizona (58-56)

### BEAT A NO. 1 RANKED TEAM:

2/15/74 vs. No. 1 UCLA (61-57)

### BEAT A TOP 25 TEAM ON THE ROAD:

1/5/85 at No. 15 Washington (52-45)

### BEAT A TOP 10 TEAM ON THE ROAD:

1/17/76 at No. 6 Washington (72-70)

### BEAT A TOP 25 TEAM AT A NEUTRAL SITE:

12/29/92 vs. No. 25 BYU (93-79) in Portland, Ore.

### SCORED 100+ POINTS:

12/1/18 vs. Missouri State (101)

### ALLOWED 100+ POINTS:

1/7/12 vs. Stanford (103)

### SCORED FEWER THAN 50 POINTS:

2/15/20 vs. Colorado (47)

### ALLOWED FEWER THAN 50 POINTS:

12/14/19 vs. Arkansas-Pine Bluff (46)

### SHOT 60+ PERCENT:

12/1/18 vs. Missouri State (.609)

### OPPONENT SHOT 60+ PERCENT:

1/25/20 vs. USC (.646)

### SHOT LESS THAN 30 PERCENT:

12/18/16 vs. Portland (.280)

### OPPONENT SHOT LESS THAN 30 PERCENT:

12/21/16 vs. Kent State (.276)

### SIX PLAYERS IN DOUBLE-FIGURES:

11/17/15 vs. Iona  
(Drew Eubanks 19, Langston Morris-Walker 17,  
Stephen Thompson Jr. 16, Gary Payton II 12,  
Tres Tinkle 11, Malcolm Duvivier 10)

### FIVE PLAYERS IN DOUBLE-FIGURES:

1/12/20 vs. Arizona  
(Tres Tinkle 20, Ethan Thompson 18, Kylor Kelley 13,  
Alfred Hollins 12, Zach Reichle 11)

### THREE PLAYERS WITH 20+ POINTS:

1/24/19 vs. Washington State  
(Stephen Thompson Jr. 22, Tres Tinkle 21, Ethan Thompson 20)

### TWO PLAYERS WITH 20+ POINTS:

2/22/20 at Arizona State  
(Tres Tinkle 25, Ethan Thompson 20)

### PLAYER SCORED 30+ POINTS:

3/6/19, Tres Tinkle at Washington (31)

### PLAYER MADE 5+ THREE-POINTERS:

12/1/19, Tres Tinkle vs. Portland State (5)

### PLAYER HAD 15+ REBOUNDS:

2/21/19, Tres Tinkle at UCLA (16)

### PLAYER HAD 10+ ASSISTS:

2/13/20, Ethan Thompson vs. Utah (11)

### PLAYER HAD 5+ BLOCKED SHOTS:

2/20/20, Kylor Kelley at Arizona (5)

### PLAYER HAD 5+ STEALS:

12/14/19, Tres Tinkle vs. Arkansas-Pine Bluff (5)

### PLAYER HAD A DOUBLE-DOUBLE:

2/27/20, Tres Tinkle at Oregon (14 pts, 10 reb)

### TWO PLAYERS HAD A DOUBLE-DOUBLE:

3/9/19 at Washington State  
Ethan Thompson (17 pts, 11 ast)  
Tres Tinkle (26 pts, 12 reb)

### PLAYERS HAD A TRIPLE-DOUBLE:

12/15/14, Gary Payton II vs. Grambling State (10 pts, 12 reb, 10 ast)  
11/26/88, Gary Payton vs. Portland (20 pts, 14 reb, 11 ast)





**Official Basketball Box Score -- Game Totals -- Final Statistics**  
**UC Santa Barbara vs Oregon State**  
**11/20/19 7:00 PM at Corvallis, Ore. (Gill Coliseum)**

**UC Santa Barbara 67 • 1-3**

Table with columns: #, Player, FG-FGA, 3-FGA, FT-FTA, Rebounds, PF, TP, A TO Blk Stl, Min. Lists player stats for UC Santa Barbara.

FG % 1st Half: 10-34 29.4% 2nd half: 14-31 45.2% Game: 24-65 36.9%  
3FG % 1st Half: 2-15 13.3% 2nd half: 3-12 25.0% Game: 5-27 18.5%  
FT % 1st Half: 5-7 71.4% 2nd half: 9-12 75.0% Game: 14-19 73.7%

Deadball  
Rebounds  
2

**Oregon State 78 • 4-1**

Table with columns: #, Player, FG-FGA, 3-FGA, FT-FTA, Rebounds, PF, TP, A TO Blk Stl, Min. Lists player stats for Oregon State.

FG % 1st Half: 12-27 44.4% 2nd half: 18-26 69.2% Game: 30-53 56.6%  
3FG % 1st Half: 3-9 33.3% 2nd half: 1-6 16.7% Game: 4-15 26.7%  
FT % 1st Half: 7-9 77.8% 2nd half: 7-13 53.8% Game: 14-22 63.6%

Deadball  
Rebounds  
2

Officials: Rick Batsell, Glen Mayberry, Chris Rastatter  
Technical fouls: UC Santa Barbara-None, Oregon State-None.  
Attendance: 3553

Score by periods table with columns: Score by periods, 1st, 2nd, Total. Shows 27-40-67 for UC Santa Barbara and 34-44-78 for Oregon State.

Points, In Paint, Off T/O, 2nd Chance, Fast Break, Bench. Shows stats for UC Santa Barbara and Oregon State.

Last FG - UCSB 2nd-00:16, OSU 2nd-00:23.  
Largest lead - UCSB None, OSU by 19 2nd-13:38.  
UCSB led for 00:00, OSU led for 35:38. Game was tied for 04:22.

Score tied - 3 times.  
Lead changed - 0 times.

**Official Basketball Box Score -- Game Totals -- Final Statistics**  
**Grambling State vs Oregon State**  
**11/23/19 11:30 AM at Corvallis, Ore. (Gill Coliseum)**

**Grambling State 58 • 3-2**

Table with columns: #, Player, FG-FGA, 3-FGA, FT-FTA, Rebounds, PF, TP, A TO Blk Stl, Min. Lists player stats for Grambling State.

FG % 1st Half: 12-28 42.9% 2nd half: 10-31 32.3% Game: 22-59 37.3%  
3FG % 1st Half: 5-9 55.6% 2nd half: 2-8 25.0% Game: 7-17 41.2%  
FT % 1st Half: 1-3 33.3% 2nd half: 6-9 66.7% Game: 7-12 58.3%

Deadball  
Rebounds  
3

**Oregon State 80 • 5-1**

Table with columns: #, Player, FG-FGA, 3-FGA, FT-FTA, Rebounds, PF, TP, A TO Blk Stl, Min. Lists player stats for Oregon State.

FG % 1st Half: 15-33 45.5% 2nd half: 11-23 47.8% Game: 26-56 46.4%  
3FG % 1st Half: 3-13 23.1% 2nd half: 1-7 14.3% Game: 4-20 20.0%  
FT % 1st Half: 11-14 78.6% 2nd half: 13-16 81.3% Game: 24-30 80.0%

Deadball  
Rebounds  
4

Officials: Randy Richardson, Bob Staffen, Randy McCall  
Technical fouls: Grambling State-None, Oregon State-None.  
Attendance: 3670

Score by periods table with columns: Score by periods, 1st, 2nd, Total. Shows 30-28-58 for Grambling State and 44-36-80 for Oregon State.

Points, In Paint, Off T/O, 2nd Chance, Fast Break, Bench. Shows stats for Grambling State and Oregon State.

Last FG - OSU 2nd-01:14, OSU 2nd-01:41.  
Largest lead - OSU None, OSU by 22 2nd-01:41.  
OSU led for 00:00, OSU led for 38:32. Game was tied for 01:28.

Score tied - 2 times.  
Lead changed - 0 times.

**Official Basketball Box Score -- Game Totals -- Final Statistics**  
**San Jose State vs Oregon State**  
**11/27/19 8:00 PM at Las Vegas, Nev. (Orleans Arena)**

**San Jose State 48 • 3-4**

Table with columns: #, Player, FG-FGA, 3-FGA, FT-FTA, Rebounds, PF, TP, A TO Blk Stl, Min. Lists player stats for San Jose State.

FG % 1st Half: 11-28 39.3% 2nd half: 7-32 21.9% Game: 18-60 30.0%  
3FG % 1st Half: 2-8 25.0% 2nd half: 2-18 11.1% Game: 4-26 15.4%  
FT % 1st Half: 0-0 0.0% 2nd half: 8-10 80.0% Game: 8-10 80.0%

Deadball  
Rebounds  
2

**Oregon State 83 • 6-1**

Table with columns: #, Player, FG-FGA, 3-FGA, FT-FTA, Rebounds, PF, TP, A TO Blk Stl, Min. Lists player stats for Oregon State.

FG % 1st Half: 17-28 60.7% 2nd half: 16-32 50.0% Game: 33-60 55.0%  
3FG % 1st Half: 7-12 58.3% 2nd half: 4-9 44.4% Game: 11-21 52.4%  
FT % 1st Half: 4-5 80.0% 2nd half: 2-7 28.6% Game: 6-12 50.0%

Deadball  
Rebounds  
2, 4

Officials: Deldre Carr, Kelly Pfeifer, Michael Greenstein  
Technical fouls: San Jose State-None, Oregon State-None.  
Attendance: 1500

Score by periods table with columns: Score by periods, 1st, 2nd, Total. Shows 24-24-48 for San Jose State and 45-38-83 for Oregon State.

Points, In Paint, Off T/O, 2nd Chance, Fast Break, Bench. Shows stats for San Jose State and Oregon State.

Last FG - SJSU 2nd-00:00, OSU 2nd-03:56.  
Largest lead - SJSU by 1 1st-16:16, OSU by 45 2nd-05:10.  
SJSU led for 01:13, OSU led for 38:13. Game was tied for 00:34.

Score tied - 1 time.  
Lead changed - 4 times.

**Official Basketball Box Score -- Game Totals -- Final Statistics**  
**Portland State vs Oregon State**  
**12/1/19 3:00 PM at Corvallis, Ore. (Gill Coliseum)**

**Portland State 76 • 3-5**

Table with columns: #, Player, FG-FGA, 3-FGA, FT-FTA, Rebounds, PF, TP, A TO Blk Stl, Min. Lists player stats for Portland State.

FG % 1st Half: 12-33 36.4% 2nd half: 16-37 43.2% Game: 28-70 40.0%  
3FG % 1st Half: 4-10 40.0% 2nd half: 2-9 22.2% Game: 6-19 31.6%  
FT % 1st Half: 6-6 100.0% 2nd half: 8-10 80.0% Game: 14-16 87.5%

Deadball  
Rebounds  
0

**Oregon State 81 • 7-1**

Table with columns: #, Player, FG-FGA, 3-FGA, FT-FTA, Rebounds, PF, TP, A TO Blk Stl, Min. Lists player stats for Oregon State.

FG % 1st Half: 14-27 51.9% 2nd half: 16-27 59.3% Game: 30-54 55.6%  
3FG % 1st Half: 3-8 37.5% 2nd half: 3-6 50.0% Game: 6-14 42.9%  
FT % 1st Half: 10-13 76.9% 2nd half: 5-9 55.6% Game: 15-22 68.2%

Deadball  
Rebounds  
4

Officials: Shawn Lehigh, Glen Mayberry, Mike Reed  
Technical fouls: Portland State-None, Oregon State-None.  
Attendance: 3765

Score by periods table with columns: Score by periods, 1st, 2nd, Total. Shows 34-42-76 for Portland State and 41-40-81 for Oregon State.

Points, In Paint, Off T/O, 2nd Chance, Fast Break, Bench. Shows stats for Portland State and Oregon State.

Last FG - PSU 2nd-00:20, OSU 2nd-02:08.  
Largest lead - PSU by 2 1st-18:48, OSU by 19 2nd-14:19.  
PSU led for 03:10, OSU led for 35:31. Game was tied for 01:19.

Score tied - 3 times.  
Lead changed - 8 times.





Official Basketball Box Score -- Game Totals -- Final Statistics  
Oregon State vs Washington  
1/16/20 8:00 PM at Seattle, Wash. (Alaska Airlines Arena)

Oregon State 56 • 12-5, 2-3

Table with columns: # Player, FG-FGA, 3-Ptr, FT-FTA, Rebounds (Off, Def, Tot), PF, TP, A, TO, Blk, Stl, Min. Includes totals for Oregon State and Washington.

FG % 1st Half: 7-26 26.9% 2nd half: 13-25 52.0% Game: 20-51 39.2% Deadball Rebounds 5.1
3FG % 1st Half: 0-6 0.0% 2nd half: 2-6 33.3% Game: 2-12 16.7%
FT % 1st Half: 7-10 70.0% 2nd half: 7-12 58.3% Game: 14-22 63.6%

Washington 64 • 12-6, 2-3

Table with columns: # Player, FG-FGA, 3-Ptr, FT-FTA, Rebounds (Off, Def, Tot), PF, TP, A, TO, Blk, Stl, Min. Includes totals for Washington.

FG % 1st Half: 12-24 50.0% 2nd half: 13-26 50.0% Game: 25-50 50.0% Deadball Rebounds 0
3FG % 1st Half: 6-11 54.5% 2nd half: 3-11 27.3% Game: 9-22 40.9%
FT % 1st Half: 1-1 100.0% 2nd half: 4-6 66.7% Game: 5-7 71.4%

Officials: Jeff Wooten,Larry Scirotto,Randy McCall
Technical fouls: Oregon State-None. Washington-None.
Attendance: 8207

Score by periods table with columns: 1st, 2nd, Total. Rows for Oregon State and Washington.

Last FG - OSU 2nd-00:35, UW 2nd-04:03.
Largest lead - OSU None, UW by 18 2nd-04:03.
OSU led for 00:00. UW led for 39:42. Game was tied for 00:15.

Score tied - 0 times.
Lead changed - 0 times.

Official Basketball Box Score -- Game Totals -- Final Statistics  
Oregon State vs Washington State  
1/18/20 1:00 PM at Pullman, Wash. (Beasley Coliseum)

Oregon State 76 • 12-6, 2-4

Table with columns: # Player, FG-FGA, 3-Ptr, FT-FTA, Rebounds (Off, Def, Tot), PF, TP, A, TO, Blk, Stl, Min. Includes totals for Oregon State and Washington State.

FG % 1st Half: 17-30 56.7% 2nd half: 14-32 43.8% Game: 31-62 50.0% Deadball Rebounds 2
3FG % 1st Half: 0-4 0.0% 2nd half: 2-9 22.2% Game: 2-13 15.4%
FT % 1st Half: 6-7 85.7% 2nd half: 6-8 75.0% Game: 12-15 80.0%

Washington State 89 • 12-7, 3-3

Table with columns: # Player, FG-FGA, 3-Ptr, FT-FTA, Rebounds (Off, Def, Tot), PF, TP, A, TO, Blk, Stl, Min. Includes totals for Washington State.

FG % 1st Half: 15-30 50.0% 2nd half: 13-25 52.0% Game: 28-55 50.9% Deadball Rebounds 1
3FG % 1st Half: 5-11 45.5% 2nd half: 3-9 33.3% Game: 8-20 40.0%
FT % 1st Half: 11-11 100.0% 2nd half: 14-16 87.5% Game: 25-27 92.6%

Officials: Chad Shepherd,Shawn Lehigh,Verne Harris
Technical fouls: Oregon State-None. Washington State-None.
Attendance: 10380

Score by periods table with columns: 1st, 2nd, Total. Rows for Oregon State and Washington State.

Last FG - OSU 2nd-00:04, WSU 2nd-01:54.
Largest lead - OSU by 6 1st-10:39, WSU by 15 2nd-02:48.
OSU led for 13:04. WSU led for 22:14. Game was tied for 04:42.

Score tied - 9 times.
Lead changed - 5 times.

Official Basketball Box Score -- Game Totals -- Final Statistics  
UCLA vs Oregon State  
1/23/20 8:00 PM at Corvallis, Ore. (Gill Coliseum)

UCLA 62 • 10-9, 3-3

Table with columns: # Player, FG-FGA, 3-Ptr, FT-FTA, Rebounds (Off, Def, Tot), PF, TP, A, TO, Blk, Stl, Min. Includes totals for UCLA and Oregon State.

FG % 1st Half: 12-26 46.2% 2nd half: 8-23 34.8% Game: 20-49 40.8% Deadball Rebounds 4
3FG % 1st Half: 3-12 25.0% 2nd half: 3-12 25.0% Game: 6-24 25.0%
FT % 1st Half: 0-0 0.0% 2nd half: 16-21 76.2% Game: 16-21 76.2%

Oregon State 58 • 12-7, 2-5

Table with columns: # Player, FG-FGA, 3-Ptr, FT-FTA, Rebounds (Off, Def, Tot), PF, TP, A, TO, Blk, Stl, Min. Includes totals for Oregon State.

FG % 1st Half: 6-19 31.6% 2nd half: 9-22 40.9% Game: 15-41 36.6% Deadball Rebounds 3
3FG % 1st Half: 4-8 50.0% 2nd half: 1-8 12.5% Game: 5-16 31.3%
FT % 1st Half: 8-10 80.0% 2nd half: 15-19 78.9% Game: 23-29 79.3%

Officials: Tommy Nunez,Larry Spaulding,Tony Padilla
Technical fouls: UCLA-None. Oregon State-None.
Attendance: 4073

Score by periods table with columns: 1st, 2nd, Total. Rows for UCLA and Oregon State.

Last FG - UCLA 2nd-01:11, OSU 2nd-02:51.
Largest lead - UCLA by 13 2nd-15:04, OSU by 4 1st-18:32.
UCLA led for 23:59. OSU led for 10:33. Game was tied for 05:28.

Score tied - 9 times.
Lead changed - 7 times.

Official Basketball Box Score -- Game Totals -- Final Statistics  
USC vs Oregon State  
1/25/20 2:00 PM at Corvallis, Ore. (Gill Coliseum)

USC 75 • 16-4, 5-2

Table with columns: # Player, FG-FGA, 3-Ptr, FT-FTA, Rebounds (Off, Def, Tot), PF, TP, A, TO, Blk, Stl, Min. Includes totals for USC and Oregon State.

FG % 1st Half: 15-26 57.7% 2nd half: 16-22 72.7% Game: 31-48 64.6% Deadball Rebounds 3
3FG % 1st Half: 3-10 30.0% 2nd half: 3-5 60.0% Game: 6-15 40.0%
FT % 1st Half: 3-5 60.0% 2nd half: 4-6 66.7% Game: 7-11 63.6%

Oregon State 55 • 12-8, 2-6

Table with columns: # Player, FG-FGA, 3-Ptr, FT-FTA, Rebounds (Off, Def, Tot), PF, TP, A, TO, Blk, Stl, Min. Includes totals for Oregon State.

FG % 1st Half: 9-28 32.1% 2nd half: 11-26 42.3% Game: 20-54 37.0% Deadball Rebounds 3
3FG % 1st Half: 3-11 27.3% 2nd half: 3-11 27.3% Game: 6-22 27.3%
FT % 1st Half: 7-9 77.8% 2nd half: 2-4 50.0% Game: 9-13 69.2%

Officials: D.G. Nelson,Bob Staffen,Gregory Nixon
Technical fouls: USC-None. Oregon State-None.
Attendance: 6526

Score by periods table with columns: 1st, 2nd, Total. Rows for USC and Oregon State.

Last FG - USC 2nd-01:20, OSU 2nd-03:14.
Largest lead - USC by 22 1st-07:05, OSU None.
USC led for 38:21. OSU led for 00:00. Game was tied for 01:39.

Score tied - 1 time.
Lead changed - 0 times.



Official Basketball Box Score -- Game Totals -- Final Statistics

Colorado vs Oregon State
2/15/20 7:00 PM at Corvallis, Ore. (Gill Coliseum)

Colorado 69 • 20-6, 9-4

Table with 17 columns: #, Player, FG-FGA, 3-Ptr, FT-FTA, Rebounds, PF, TP, A, TO, Blk, Stl, Min. Includes player stats for Evan Batteney, Shane Gatling, Tyler Bey, etc.

FG % 1st Half: 10-25 40.0% 2nd half: 12-29 41.4% Game: 22-54 40.7%
3FG % 1st Half: 4-10 40.0% 2nd half: 5-10 50.0% Game: 9-20 45.0%
FT % 1st Half: 7-10 70.0% 2nd half: 9-13 69.2% Game: 16-23 69.6%

Oregon State 47 • 15-10, 5-8

Table with 17 columns: #, Player, FG-FGA, 3-Ptr, FT-FTA, Rebounds, PF, TP, A, TO, Blk, Stl, Min. Includes player stats for Tinkle, Tres, Hollins, Alfred, etc.

FG % 1st Half: 9-27 33.3% 2nd half: 10-30 33.3% Game: 19-57 33.3%
3FG % 1st Half: 1-10 10.0% 2nd half: 0-7 0.0% Game: 1-17 5.9%
FT % 1st Half: 3-6 50.0% 2nd half: 5-11 45.5% Game: 8-17 47.1%

Officials: Chad Shepherd,Michael Irving,Verne Harris
Technical fouls: Colorado-None. Oregon State-None.
Attendance: 4953

Score by periods table with columns: 1st, 2nd, Total. Includes Colorado and Oregon State scores.

Last FG - CU 2nd-00:30, OSU 2nd-00:21.
Largest lead - CU by 24 2nd-00:30, OSU by 2 1st-18:56, CU led for 34:17, OSU led for 02:54. Game was tied for 02:49.

Score tied - 2 times.
Lead changed - 1 time.

Official Basketball Box Score -- Game Totals -- Final Statistics

Oregon State vs Arizona
2/20/20 6:00 PM at Tucson, Ariz. (McKale Center)

Oregon State 63 • 15-11, 5-9

Table with 17 columns: #, Player, FG-FGA, 3-Ptr, FT-FTA, Rebounds, PF, TP, A, TO, Blk, Stl, Min. Includes player stats for Tinkle, Tres, Hollins, Alfred, etc.

FG % 1st Half: 11-29 37.9% 2nd half: 11-24 45.8% Game: 22-53 41.5%
3FG % 1st Half: 3-10 30.0% 2nd half: 3-12 25.0% Game: 6-22 27.3%
FT % 1st Half: 5-6 83.3% 2nd half: 8-9 88.9% Game: 13-15 86.7%

Arizona 89 • 19-7, 9-4

Table with 17 columns: #, Player, FG-FGA, 3-Ptr, FT-FTA, Rebounds, PF, TP, A, TO, Blk, Stl, Min. Includes player stats for Stone Gettings, Zeke Nnaji, Josh Green, etc.

FG % 1st Half: 13-35 37.1% 2nd half: 15-29 51.7% Game: 28-64 43.8%
3FG % 1st Half: 3-8 37.5% 2nd half: 7-13 53.8% Game: 10-21 47.6%
FT % 1st Half: 11-14 78.6% 2nd half: 12-14 85.7% Game: 23-28 82.1%

Officials: Paul Szelc,Bo Boroski,David Hall
Technical fouls: Oregon State-Tinkle, Tres 2; TEAM, Arizona-Christian Koloko.
Attendance: 13555

Score by periods table with columns: 1st, 2nd, Total. Includes Oregon State and Arizona scores.

Last FG - OSU 2nd-02:14, UA 2nd-00:29.
Largest lead - OSU by 2 1st-19:39, UA by 26 2nd-00:29, OSU led for 01:48, UA led for 37:22. Game was tied for 00:50.

Score tied - 1 time.
Lead changed - 1 time.

Official Basketball Box Score -- Game Totals -- Final Statistics

Oregon State vs Arizona State
2/22/20 6:00 PM at Tempe, Ariz. (Desert Financial Arena)

Oregon State 73 • 15-12, 5-10

Table with 17 columns: #, Player, FG-FGA, 3-Ptr, FT-FTA, Rebounds, PF, TP, A, TO, Blk, Stl, Min. Includes player stats for Tinkle, Tres, Hollins, Alfred, etc.

FG % 1st Half: 14-24 58.3% 2nd half: 12-28 42.9% Game: 26-52 50.0%
3FG % 1st Half: 6-13 46.2% 2nd half: 4-9 44.4% Game: 10-22 45.5%
FT % 1st Half: 6-7 85.7% 2nd half: 5-6 83.3% Game: 11-13 84.6%

Arizona State 74 • 19-8, 10-4

Table with 17 columns: #, Player, FG-FGA, 3-Ptr, FT-FTA, Rebounds, PF, TP, A, TO, Blk, Stl, Min. Includes player stats for Mickey Mitchell, Kimani Lawrence, etc.

FG % 1st Half: 13-27 48.1% 2nd half: 13-26 50.0% Game: 26-53 49.1%
3FG % 1st Half: 3-14 21.4% 2nd half: 4-11 36.4% Game: 7-25 28.0%
FT % 1st Half: 8-11 72.7% 2nd half: 7-9 77.8% Game: 15-20 75.0%

Officials: Larry Sciroto,Michael Irving,Gerry Pollard
Technical fouls: Oregon State-None. Arizona State-None.
Attendance: 9688

Score by periods table with columns: 1st, 2nd, Total. Includes Oregon State and Arizona State scores.

Last FG - OSU 2nd-01:40, ASU 2nd-02:31.
Largest lead - OSU by 3 1st-00:17, ASU by 9 1st-14:54, OSU led for 07:36, ASU led for 30:55. Game was tied for 01:29.

Score tied - 6 times.
Lead changed - 12 times.

Official Basketball Box Score -- Game Totals -- Final Statistics

Oregon State vs Oregon
2/27/20 8:00 PM at Eugene, Ore. (Matthew Knight Arena)

Oregon State 54 • 15-13, 5-11

Table with 17 columns: #, Player, FG-FGA, 3-Ptr, FT-FTA, Rebounds, PF, TP, A, TO, Blk, Stl, Min. Includes player stats for Tinkle, Tres, Hollins, Alfred, etc.

FG % 1st Half: 8-21 38.1% 2nd half: 11-23 47.9% Game: 19-44 43.2%
3FG % 1st Half: 4-11 36.4% 2nd half: 2-9 22.2% Game: 6-20 30.0%
FT % 1st Half: 5-6 83.3% 2nd half: 5-7 71.4% Game: 10-13 76.9%

Oregon 69 • 22-7, 11-5

Table with 17 columns: #, Player, FG-FGA, 3-Ptr, FT-FTA, Rebounds, PF, TP, A, TO, Blk, Stl, Min. Includes player stats for Shakur Juiston, Chandler Lawson, etc.

FG % 1st Half: 11-31 35.5% 2nd half: 15-32 46.9% Game: 26-63 41.3%
3FG % 1st Half: 5-11 45.5% 2nd half: 6-12 50.0% Game: 11-23 47.8%
FT % 1st Half: 2-3 66.7% 2nd half: 4-7 57.1% Game: 6-10 60.0%

Officials: Kevin Brill,John Higgins,Randy McCall
Technical fouls: Oregon State-None. Oregon-None.
Attendance: 10098

Score by periods table with columns: 1st, 2nd, Total. Includes Oregon State and Oregon scores.

Last FG - OSU 2nd-00:03, OREGON 2nd-03:14.
Largest lead - OSU by 3 1st-17:53, OREGON by 23 2nd-08:25, OSU led for 03:55, OREGON led for 32:21. Game was tied for 03:44.

Score tied - 3 times.
Lead changed - 7 times.



# SCORING RECORDS

## CAREER

### 1,000-POINT SCORERS

	G	PTS
1. Tres Tinkle (2016-20)	126	2,233
2. Gary Payton (1987-90)	120	2,172
3. Steve Johnson (1977-81)	116	2,035
4. Mel Counts (1962-64)	89	1,973
5. Stephen Thompson Jr. (2016-19)	121	1,767
6. Roberto Nelson (2011-14)	124	1,745
7. A.C. Green (1982-85)	115	1,694
8. Charlie Sitton (1981-84)	117	1,561
9. Devon Collier (2011-14)	98	1,489
10. Dave Gambée (1956-58)	78	1,468
11. Eric Knox (1985-89)	121	1,407
12. Deaundra Tanner (1998-01)	113	1,399
13. Mark Radford (1978-81)	113	1,390
14. Scott Haskin (1989-93)	111	1,319
15. Brent Barry (1992-95)	108	1,304
16. Ray Blume (1978-81)	111	1,288
17. Jared Cunningham (2010-12)	98	1,271
18. Cliff Crandall (1946-49)	126	1,248
19. Brian Jackson (2000-03)	107	1,236
Steve Woodside (1983-86)	117	1,236
21. Calvin Haynes (2008-11)	122	1,226
22. Freddie Boyd (1970-72)	80	1,221
23. Chris Stephens (2003-06)	119	1,214
24. Ethan Thompson (2018-present)	94	1,199
25. Earl Martin (1986-90)	125	1,198
26. Don Smith (1974-77)	113	1,176
27. Marcel Jones (2005-08)	114	1,166
28. Will Brantley (1988-91)	113	1,145
29. Jim Jarvis (1963-65)	86	1,142
30. Vic Bartolome (1968-70)	76	1,137
31. Drew Eubanks (2016-18)	96	1,127
32. Vince Fritz (1967-70)	73	1,121
33. Paul Miller (1973-76)	107	1,089
34. Teo Alibegovic (1989-91)	87	1,075
35. Sam Whitehead (1971-73)	79	1,042
Sasa Cuic (2005-07)	91	1,037
37. Rocky Smith (1976-77)	56	1,034
38. Jose Ortiz (1986-87)	52	1,029
39. David Lucas (2002-05)	78	1,019
40. Loy Peterson (1966-68)	81	1,018
41. Jason Heide (1998-01)	102	1,017
42. Swede Halbrook (1954-55)	48	1,011
43. Joe Burton (2010-13)	130	1,009

### SCORING AVERAGE

	G	AVG
1. Mel Counts (1962-64)	89	22.2
2. Swede Halbrook (1954-55)	48	21.1
3. Jose Ortiz (1986-87)	52	19.8
4. Dave Gambée (1956-58)	78	18.8
5. Rocky Smith (1976-77)	56	18.5
6. Gary Payton (1987-90)	120	18.1
7. Tres Tinkle (2016-20)	126	17.7
8. Steve Johnson (1977-81)	116	17.5
9. Corey Benjamin (1997-98)	48	17.5
10. Philip Ricci (2002-03)	56	16.4

(minimum two seasons played)

## SINGLE-SEASON

### POINTS

	G	PTS
1. Mel Counts (1963-64)	29	775
2. Gary Payton (1989-90)	29	746
3. Jose Ortiz (1986-87)	30	668
4. Roberto Nelson (2013-14)	32	663
5. Mel Counts (1962-63)	31	661
6. Jared Cunningham (2011-12)	36	645
7. Tres Tinkle (2018-19)	30	624
8. Swede Halbrook (1953-54)	29	614
9. Gary Payton (1988-89)	30	603
10. A.C. Green (1984-85)	31	591

### SCORING AVERAGE

	G	AVG
1. Mel Counts (1963-64)	29	26.7
2. Gary Payton (1989-90)	29	25.7
3. Jose Ortiz (1986-87)	30	22.3
4. Mel Counts (1962-63)	31	21.3
5. Swede Halbrook (1953-54)	29	21.2
6. Jim Jarvis (1964-65)	26	21.1
7. Steve Johnson (1980-81)	28	21.0
8. Brent Barry (1994-95)	27	21.0
9. Tres Tinkle (2018-19)	30	20.8
10. Roberto Nelson (2013-14)	32	20.7

(played in minimum of 66.7% of games)

## PAC-12 SINGLE-SEASON

### POINTS

	G	PTS
1. Gary Payton (1989-90)	18	454
2. Brent Barry (1994-95)	18	407
3. Steve Johnson (1980-81)	18	399
4. Gary Payton (1988-89)	18	392
5. Jose Ortiz (1986-87)	18	368
6. Scott Haskin (1991-92)	18	365
7. Tres Tinkle (2018-19)	17	363
8. Roberto Nelson (2013-14)	18	361
9. Teo Alibegovic (1990-91)	18	357
10. Jared Cunningham (2011-12)	18	345

### SCORING AVERAGE

	G	AVG
1. Gary Payton (1989-90)	18	25.2
2. Brent Barry (1994-95)	18	22.6
3. Steve Johnson (1980-81)	18	22.2
4. Gary Payton (1988-89)	18	21.8
5. Tres Tinkle (2018-19)	17	21.4
6. Corey Benjamin (1997-98)	13	20.9
7. Jose Ortiz (1986-87)	18	20.4
8. Scott Haskin (1991-92)	18	20.3
9. Roberto Nelson (2013-14)	18	20.1
10. Teo Alibegovic (1990-91)	18	19.8

(played in minimum of 66.7% of games)



# SCORING RECORDS

## RECORDS BY CLASS

### SENIORS

	G	PTS
1. Mel Counts (1963-64)	29	775
2. Gary Payton (1989-90)	29	746
3. Jose Ortiz (1986-87)	30	668
4. Roberto Nelson (2011-14)	32	663
5. A.C. Green (1984-85)	31	591
6. Steve Johnson (1980-81)	28	589
7. Rocky Smith (1976-77)	29	575
8. Tres Tinkle (2019-20)	31	572
9. Brent Barry (1994-95)	27	567
10. Freddie Boyd (1971-72)	28	554

### JUNIORS

	G	PTS
1. Mel Counts (1962-63)	31	661
2. Jared Cunningham (2011-12)	36	645
3. Tres Tinkle (2018-19)	30	624
4. Gary Payton (1988-89)	30	603
5. Roberto Nelson (2012-13)	32	569
6. Charlie Sitton (1982-83)	30	563
7. Scott Haskin (1991-92)	31	558
8. Dave Gambee (1956-57)	26	525
9. Steve Johnson (1979-80)	30	509
10. Stephen Thompson Jr. (2017-18)	32	505

### SOPHOMORES

	G	PTS
1. Swede Halbrook (1953-54)	29	614
2. Lonnie Shelton (1974-75)	31	566
3. Tres Tinkle (2017-18)	32	563
4. Mel Counts (1961-62)	29	537
5. Steve Johnson (1978-79)	27	498
6. Corey Benjamin (1997-98)	25	496
7. Devon Collier (2011-12)	36	473
8. Dave Gambee (1955-56)	26	467
9. Drew Eubanks (2016-17)	32	463
10. Vince Fritz (1966-67)	28	458

### FRESHMEN

	G	PTS
1. Carson Cunningham (1996-97)	27	403
2. Steve Johnson (1976-77)	28	379
3. Gary Payton (1986-87)	30	374
4. Tres Tinkle (2015-16)	27	353
5. Corey Benjamin (1996-97)	23	343
6. Stephen Thompson Jr. (2015-16)	32	340
7. JaQuori McLaughlin (2016-17)	32	336
8. Lonnie Shelton (1973-74)	26	318
9. Ethan Thompson (2017-18)	32	316
10. Teo Alibegovic (1988-89)	30	312

## MISCELLANEOUS SINGLE-GAME

### CONSECUTIVE GAMES WITH 10+ POINTS

96	Tres Tinkle	Nov. 2016 to March 2020
89	Mel Counts	Dec. 1961 to March 1964
50	Gary Payton	Dec. 1988 to March 1990
40	Scott Haskin	Dec. 1991 to Jan. 1993
37	Freddie Boyd	Dec. 1970 to Jan. 1972
33	Jose Ortiz	March 1986 to March 1987
32	Dave Gambee	Jan. 1957 to Feb. 1958
29	Philip Ricci	Jan. 2002 to Jan. 2003
27	Corey Benjamin	Jan. 1997 to Jan. 1998
25	Jim Jarvis	Dec. 1964 to March 1965
24	Roberto Nelson	Dec. 2013 to March 2014
24	Roberto Nelson	Jan. 2013 to Dec. 2013
24	Vince Fritz	Dec. 1967 to Dec. 1969

### CONSECUTIVE GAMES WITH 15+ POINTS

24	Freddie Boyd	Feb. 1971 to Jan. 1972
21	Mel Counts	Jan. 1962 to Dec. 1963
18	Jose Ortiz	Jan. 1987 to March 1987
18	Dave Gambee	Jan. 1957 to Dec. 1957
17	Gary Payton	Dec. 1989 to Feb. 1990
15	Gary Payton	Dec. 1988 to Feb. 1989
15	Mel Counts	Jan. 1964 to March 1964
15	Mel Counts	Dec. 1961 to Jan. 1962

### CONSECUTIVE GAMES WITH 20+ POINTS

9	Jose Ortiz	March 1986 to Dec. 1986
9	Mel Counts	March 1963 to Dec. 1964
9	Swede Halbrook	Dec. 1953
8	Freddie Boyd	Dec. 1971 to Jan. 1972
7	Gary Payton	Dec. 1989 to Jan. 1990
7	Steve Johnson	Feb. 1981 to March 1981
7	Swede Halbrook	Jan. 1955 to Feb. 1955

### CONSECUTIVE GAMES WITH 25+ POINTS

4	Gary Payton	Dec. 1989 to Jan. 1990
4	Mel Counts	Feb. 1964 to March 1964
4	Mel Counts	Dec. 1962

### CONSECUTIVE GAMES WITH 30+ POINTS

3	Corey Benjamin	Jan. 1998 to Feb. 1998
3	Gary Payton	Jan. 1990
3	Mel Counts	Feb. 1964

### BEST OREGON STATE DEBUT (FRESHMAN)

22	Steve Johnson vs. Hawaii, 11/26/1976
20	Ethan Thompson vs. Southern Utah, 11/10/2017
18	Carson Cunningham vs. Portland, 11/26/1996

### BEST OREGON STATE DEBUT (SOPHOMORE)

28	Mel Counts vs. Montana State, 12/1/1961
26	Teo Alibegovic vs. Portland, 11/26/1988
24	Billy Nickelberry vs. Miami (Fla.), 12/1/1969

### BEST OREGON STATE DEBUT (JUNIOR)

18	Jerome Vaden vs. Portland, 11/26/1996
18	Jose Ortiz vs. USC, 12/22/1985
15	Philip Ricci vs. Texas, 11/22/2001

# SCORING RECORDS

## SINGLE-GAME (includes all 30+ point games)

NAME	PTS	OPPONENT	DATE
Gary Payton	58	USC	2/22/1990
Gary Payton	48	Loyola Marymount	12/19/1989
Mel Counts	48	LSU	12/26/1963
Nollie Reed	47	Winlock AC	1907
Mel Counts	42	Indiana	12/20/1963
Gary Payton	41	Washington State	1/21/1989
Gary Payton	39	Tennessee	12/10/1989
A.C. Green	39	Stanford	2/2/1985
Jose Ortiz	38	San Jose State	12/29/1986
Steve Johnson	38	Washington	1/24/1981
Steve Johnson	38	BYU	12/28/1979
Mel Counts	38	Oregon	1/18/1964
Mel Counts	38	Cincinnati	1/4/1964
Mel Counts	38	Washington State	11/30/1963
Red Rocha	38	Idaho	2/12/1947
Jared Cunningham	37	Texas	11/19/2011
Freddie Boyd	37	UCLA	1/7/1972
Roberto Nelson	36	Coppin State	11/10/2013
Corey Benjamin	36	Oregon	1/31/1998
Corey Benjamin	36	Arizona State	1/22/1998
Gary Payton	36	Stanford	1/5/1990
Steve Johnson	36	Arizona	2/8/1979
Mel Counts	36	Idaho	2/22/1964
Nollie Reed	36	Spokane AC	1907
Rocky Smith	36	UNLV	11/29/1975
Jared Cunningham	35	Hofstra	11/16/2011
Marcel Jones	35	No. Colorado	11/24/2006
Gary Payton	35	Louisiana Tech	12/29/1989
Mel Counts	35	Iowa	12/29/1962
Dave Gambee	35	Yale	12/27/1957
Swede Halbrook	35	UCLA	3/4/1955
Swede Halbrook	35	Idaho	1/22/1954
Stephen Thompson Jr.	34	USC	1/10/2019
Roberto Nelson	34	Chicago State	12/16/2012
Roberto Nelson	*34	Arizona State	3/5/2011
Corey Benjamin	34	UCLA	2/7/1998
Brent Barry	34	California	3/4/1995
Teo Alibegovic	34	UCLA	1/24/1991
Jim Jarvis	34	Oregon	3/5/1965
Mel Counts	34	Oregon	2/29/1964
Ahmad Starks	33	New Mexico State	11/11/2012
Jared Cunningham	33	Washington State	2/9/2012
Corey Benjamin	33	USC	2/5/1998
Brent Barry	33	Stanford	3/2/1995
Scott Haskin	33	USC	2/15/1992
Jose Ortiz	33	UTEP	11/29/1986
A.C. Green	33	Boise State	12/15/1984
Steve Johnson	33	USC	2/27/1981
Steve Johnson	33	USC	1/5/1980
Steve Johnson	33	USC	2/5/1979
Freddie Boyd	33	Oklahoma State	12/5/1970
Mel Counts	33	Cincinnati	1/3/1964
Lee Harman	33	Idaho	1/22/1959
Lee Harman	33	Iowa	12/29/1958
Tony Vlastelica	33	Washington	1/15/1955
Tres Tinkle	32	Penn	11/19/2018
Drew Eubanks	32	Southern Oregon	11/28/2016
Devon Collier	32	DePaul	12/1/2013
Brian Jackson	32	Texas A&M-CC	1/4/2000
Scott Haskin	32	Oregon	2/6/1993
Gary Payton	32	Stanford	2/3/1990
A.C. Green	32	Hawaii-Loa	12/22/1984
Charlie Sitton	32	Oregon	3/5/1983
Charlie Sitton	32	Bradley	12/18/1982
Steve Johnson	32	Arizona	1/5/1981
Rocky Smith	32	Oregon	3/3/1977
Freddie Boyd	32	Washington State	3/3/1972
Vic Bartolome	32	California	2/14/1970

NAME	PTS	OPPONENT	DATE
Gary Freeman	32	LSU	12/22/1969
Vince Fritz	32	USC	2/11/1967
Mel Counts	32	Washington	12/7/1963
Dave Gambee	32	Idaho	2/22/1957
Dave Gambee	32	Villanova	12/31/1955
Swede Halbrook	32	Idaho	1/8/1954
Tres Tinkle	31	Washington	3/6/2019
Tres Tinkle	31	Utah	2/2/2019
Stephen Thompson Jr.	31	Utah	2/19/2017
Tres Tinkle	31	Fresno State	11/25/2016
Roberto Nelson	31	Washington	1/25/2014
Roberto Nelson	31	Maryland	11/17/2013
Roberto Nelson	31	Oregon	2/28/2013
Corey Benjamin	31	California	1/16/1997
Brent Barry	31	Arizona	1/28/1995
Brent Barry	31	Oregon	1/14/1995
Mustapha Hoff	31	UCLA	1/7/1995
Brent Barry	31	USC	3/12/1994
Brent Barry	31	UCLA	3/10/1994
Gary Payton	31	Arizona State	3/9/1990
Gary Payton	31	Evansville	3/15/1989
Gary Payton	31	Washington	2/18/1989
Jose Ortiz	31	UCLA	1/18/1987
Jose Ortiz	31	Washington	1/18/1986
Steve Johnson	31	Washington	2/17/1979
Vic Bartolome	31	Stanford	2/13/1970
Loy Petersen	31	Oregon	3/9/1968
Jim Jarvis	31	Arizona State	12/9/1964
Mel Counts	31	Oregon	2/28/1964
Mel Counts	31	Seattle	1/31/1964
Mel Counts	31	Washington	12/8/1962
Mel Counts	31	Seattle	12/7/1962
Ken Nanson	31	UCLA	1/4/1958
Swede Halbrook	31	Idaho	2/15/1955
Swede Halbrook	31	Idaho	2/14/1955
Swede Halbrook	31	Washington State	2/5/1954
Stephen Thompson Jr.	30	Washington	1/26/2019
Stephen Thompson Jr.	30	Utah	1/28/2017
Corey Benjamin	30	California	1/5/1998
Brent Barry	30	USC	1/5/1995
Teo Alibegovic	30	Arizona State	3/2/1991
Mario Jackson	30	Washington State	2/16/1991
Gary Payton	30	Oregon	2/11/1990
Gary Payton	30	UCLA	1/27/1990
Gary Payton	30	Oregon	1/13/1990
Gary Payton	30	Oregon	12/30/1989
Gary Payton	30	Arizona State	2/9/1989
Gary Payton	30	Oregon	3/3/1988
Jose Ortiz	30	Portland	12/6/1986
Rocky Smith	30	California	2/4/1977
Freddie Boyd	30	Washington State	1/22/1972
Vince Fritz	30	UCLA	2/17/1968
Vince Fritz	30	Oregon	1/28/1967
Loy Petersen	30	Stanford	12/30/1965
Jim Jarvis	30	Washington State	2/26/1965
Jim Jarvis	30	Washington	12/5/1964
Mel Counts	30	Seattle	3/11/1963
Dave Gambee	30	UCLA	2/22/1958
Dave Gambee	30	Stanford	1/4/1957
Cliff Crandall	30	California	12/29/1947

\* Oregon State freshman record

# SCORING RECORDS

## SINGLE-GAME (includes all 30+ point games by season)

### 2018-19

Stephen Thompson Jr.	34	USC	1/10/2019
Tres Tinkle	32	Penn	11/19/2018
Tres Tinkle	31	Washington	3/6/2019
Tres Tinkle	31	Utah	2/2/2019
Stephen Thompson Jr.	30	Washington	1/26/2019

### 2016-17

Tres Tinkle	31	Fresno State	11/25/2016
Drew Eubanks	32	Southern Oregon	11/28/2016
Stephen Thompson Jr.	30	Utah	1/28/2017
Stephen Thompson Jr.	31	Utah	2/19/2017

### 2013-14

Roberto Nelson	36	Coppin State	11/10/2013
Roberto Nelson	31	Maryland	11/17/2013
Devon Collier	32	DePaul	12/1/2013
Roberto Nelson	31	Washington	1/25/2014

### 2012-13

Ahmad Starks	33	New Mexico State	11/11/2012
Roberto Nelson	34	Chicago State	12/16/2012
Roberto Nelson	31	Oregon	2/28/2013

### 2011-12

Jared Cunningham	35	Hofstra	11/16/2011
Jared Cunningham	37	Texas	11/19/2011
Jared Cunningham	33	Washington State	2/9/2012

### 2010-11

Roberto Nelson	*34	Arizona State	3/5/2011
----------------	-----	---------------	----------

### 2006-07

Marcel Jones	35	No. Colorado	11/24/2006
--------------	----	--------------	------------

### 1999-00

Brian Jackson	32	Texas A&M-CC	1/4/2000
---------------	----	--------------	----------

### 1997-98

Corey Benjamin	30	California	1/5/1998
Corey Benjamin	36	Arizona State	1/22/1998
Corey Benjamin	36	Oregon	1/31/1998
Corey Benjamin	33	USC	2/5/1998
Corey Benjamin	34	UCLA	2/7/1998

### 1996-97

Corey Benjamin	31	California	1/16/1997
----------------	----	------------	-----------

### 1994-95

Brent Barry	30	USC	1/5/1995
Mustapha Hoff	31	UCLA	1/7/1995
Brent Barry	31	Oregon	1/14/1995
Brent Barry	31	Arizona	1/28/1995
Brent Barry	33	Stanford	3/2/1995
Brent Barry	34	California	3/4/1995

### 1993-94

Brent Barry	31	UCLA	3/10/1994
Brent Barry	31	USC	3/12/1994

### 1992-93

Scott Haskin	32	Oregon	2/6/1993
--------------	----	--------	----------

### 1991-92

Scott Haskin	33	USC	2/15/1992
--------------	----	-----	-----------

### 1990-91

Teo Alibegovic	34	UCLA	1/24/1991
Mario Jackson	30	Washington State	2/16/1991
Teo Alibegovic	30	Arizona State	3/2/1991

### 1989-90

Gary Payton	39	Tennessee	12/10/1989
Gary Payton	48	Loyola Marymount	12/19/1989
Gary Payton	35	Louisiana Tech	12/29/1989
Gary Payton	30	Oregon	12/30/1989
Gary Payton	36	Stanford	1/5/1990
Gary Payton	30	Oregon	1/13/1990
Gary Payton	30	UCLA	1/27/1990
Gary Payton	32	Stanford	2/3/1990
Gary Payton	30	Oregon	2/11/1990
Gary Payton	58	USC	2/22/1990
Gary Payton	31	Arizona State	3/9/1990

### 1988-89

Gary Payton	41	Washington State	1/21/1989
Gary Payton	30	Arizona State	2/9/1989
Gary Payton	31	Washington	2/18/1989
Gary Payton	31	Evansville	3/15/1989

### 1997-98

Gary Payton	30	Oregon	3/3/1988
-------------	----	--------	----------

### 1986-87

Jose Ortiz	33	UTEP	11/29/1986
Jose Ortiz	30	Portland	12/6/1986
Jose Ortiz	38	San Jose State	12/29/1986
Jose Ortiz	31	UCLA	1/18/1987

### 1985-86

Jose Ortiz	31	Washington	1/18/1986
------------	----	------------	-----------

### 1984-85

A.C. Green	33	Boise State	12/15/1984
A.C. Green	32	Hawaii-Loa	12/22/1984
A.C. Green	39	Stanford	2/2/1985

### 1982-83

Charlie Sitton	32	Bradley	12/18/1982
Charlie Sitton	32	Oregon	3/5/1983

### 1980-81

Steve Johnson	32	Arizona	1/5/1981
Steve Johnson	38	Washington	1/24/1981
Steve Johnson	33	USC	2/27/1981

### 1979-80

Steve Johnson	38	BYU	12/28/1979
Steve Johnson	33	USC	1/5/1980

### 1978-79

Steve Johnson	33	USC	2/5/1979
Steve Johnson	36	Arizona	2/8/1979
Steve Johnson	31	Washington	2/17/1979

### 1976-77

Rocky Smith	30	California	2/4/1977
Rocky Smith	32	Oregon	3/3/1977

### 1975-76

Rocky Smith	36	UNLV	11/29/1975
-------------	----	------	------------

# SCORING RECORDS

## SINGLE-GAME (includes all 30+ point games by season)

### 1971-72

Freddie Boyd	37	UCLA	1/7/1972
Freddie Boyd	30	Washington State	1/22/1972
Freddie Boyd	32	Washington State	3/3/1972

### 1970-71

Freddie Boyd	33	Oklahoma State	12/5/1970
--------------	----	----------------	-----------

### 1969-70

Gary Freeman	32	LSU	12/22/1969
Vic Bartolome	31	Stanford	2/13/1970
Vic Bartolome	32	California	2/14/1970

### 1967-68

Vince Fritz	30	UCLA	2/17/1968
Loy Petersen	31	Oregon	3/9/1968

### 1966-67

Vince Fritz	30	Oregon	1/28/1967
Vince Fritz	32	USC	2/11/1967

### 1965-66

Loy Petersen	30	Stanford	12/30/1965
--------------	----	----------	------------

### 1964-65

Jim Jarvis	30	Washington	12/5/1964
Jim Jarvis	31	Arizona State	12/9/1964
Jim Jarvis	30	Washington State	2/26/1965
Jim Jarvis	34	Oregon	3/5/1965

### 1963-64

Mel Counts	38	Washington State	11/30/1963
Mel Counts	32	Washington	12/7/1963
Mel Counts	42	Indiana	12/20/1963
Mel Counts	48	LSU	12/26/1963
Mel Counts	33	Cincinnati	1/3/1964
Mel Counts	38	Cincinnati	1/4/1964
Mel Counts	38	Oregon	1/18/1964
Mel Counts	31	Seattle	1/31/1964
Mel Counts	36	Idaho	2/22/1964
Mel Counts	31	Oregon	2/28/1964
Mel Counts	34	Oregon	2/29/1964

### 1962-63

Mel Counts	31	Seattle	12/7/1962
Mel Counts	31	Washington	12/8/1962
Mel Counts	35	Iowa	12/29/1962
Mel Counts	30	Seattle	3/11/1963

### 1958-59

Lee Harman	33	Iowa	12/29/1958
Lee Harman	33	Idaho	1/22/1959

### 1957-58

Dave Gambee	35	Yale	12/27/1957
Ken Nanson	31	UCLA	1/4/1958
Dave Gambee	30	UCLA	2/22/1958

### 1956-57

Dave Gambee	30	Stanford	1/4/1957
Dave Gambee	32	Idaho	2/22/1957

### 1955-56

Dave Gambee	32	Villanova	12/31/1955
-------------	----	-----------	------------

### 1954-55

Tony Vlastelica	33	Washington	1/15/1955
Swede Halbrook	31	Idaho	2/14/1955
Swede Halbrook	31	Idaho	2/15/1955
Swede Halbrook	35	UCLA	3/4/1955

### 1953-54

Swede Halbrook	32	Idaho	1/8/1954
Swede Halbrook	35	Idaho	1/22/1954
Swede Halbrook	31	Washington State	2/5/1954

### 1947-48

Cliff Crandall	30	California	12/29/1947
----------------	----	------------	------------

### 1946-47

Red Rocha	38	Idaho	2/12/1947
-----------	----	-------	-----------

### 1907

Nollie Reed	47	Winlock AC	1907
Nollie Reed	36	Spokane AC	1907

\* Oregon State freshman record

# FIELD GOALS RECORDS

## CAREER

FG MADE	G	FGM
1. Gary Payton (1987-90)	120	829
2. Steve Johnson (1977-81)	116	828
3. Tres Tinkle (2016-20)	126	739
4. Mel Counts (1962-64)	89	715
5. Stephen Thompson Jr. (2016-19)	121	636
6. A.C. Green (1982-85)	115	612
7. Charlie Sitton (1981-84)	117	582
8. Mark Radford (1978-81)	113	549
9. Roberto Nelson (2011-14)	124	540
10. Devon Collier (2011-14)	128	539

FG ATTEMPTED	G	FGA
1. Gary Payton (1987-90)	120	1,710
2. Mel Counts (1962-64)	89	1,653
3. Tres Tinkle (2016-present)	126	1,605
4. Dave Gambee (1956-58)	78	1,516
5. Stephen Thompson Jr. (2016-19)	90	1,498
6. Roberto Nelson (2011-14)	124	1,270
7. Steve Johnson (1977-81)	116	1,222
8. Deaundra Tanner (1998-01)	113	1,190
9. Eric Knox (1985-89)	121	1,131
10. Marcel Jones (2005-08)	114	1,091

FG PCT.	FG-FGA	PCT
1. Steve Johnson (1977-81)	828-1,222	.678
2. Vic Bartolome (1968-70)	463-763	.607
3. A.C. Green (1982-85)	612-1,017	.602
4. Drew Eubanks (2016-18)	447-747	.598
5. Devon Collier (2011-14)	539-935	.576
6. Charlie Sitton (1981-84)	582-1,013	.575
7. Jose Ortiz (1986-87)	385-691	.557
8. Scott Haskin (1989-93)	524-953	.550
9. Ray Blume (1978-81)	535-992	.539
10. Rocky Smith (1976-77)	437-823	.531

(minimum two seasons played, 500 attempts)

## SINGLE-SEASON

FG MADE	G	FGM
1. Gary Payton (1989-90)	29	288
2. Mel Counts (1963-64)	29	269
3. Mel Counts (1962-63)	31	253
4. Jose Ortiz (1986-87)	30	248
5. Rocky Smith (1976-77)	29	238
6. Steve Johnson (1980-81)	28	235
Lonnie Shelton (1974-75)	31	235
8. Scott Haskin (1991-92)	31	226
9. Swede Halbrook (1953-54)	29	218
10. A.C. Green (1984-85)	31	217

FG ATTEMPTED	G	FGA
1. Mel Counts (1963-64)	29	579
2. Mel Counts (1962-63)	31	574
3. Gary Payton (1989-90)	29	571
4. Dave Gambee (1955-56)	26	543
5. Dave Gambee (1956-57)	26	514
6. Mel Counts (1961-62)	29	500
7. Jim Jarvis (1964-65)	26	483
Swede Halbrook (1953-54)	29	483
9. Rocky Smith (1976-77)	29	466
10. Dave Gambee (1957-58)	26	459

FG PCT.	FG-FGA	PCT
1. Steve Johnson (1980-81)	235-315	.746
2. Steve Johnson (1979-80)	211-297	.710
3. Vic Bartolome (1967-68)	127-192	.661
4. Steve Johnson (1978-79)	197-298	.661
5. A.C. Green (1983-84)	134-204	.657
6. Kylor Kelley (2018-19)	100-153	.654
7. Clifton Jones (1999-00)	98-154	.636
8. Drew Eubanks (207-18)	164-263	.624
9. Vic Bartolome (1969-70)	178-286	.622
10. Devon Collier (2011-12)	176-286	.615

(minimum 3.0 FGM per game)

# FIELD GOALS RECORDS

## PAC-12 SINGLE-SEASON

FG MADE	G	FGM
1. Gary Payton (1989-90)	18	168
2. Steve Johnson (1980-81)	18	160
3. Scott Haskin (1991-92)	18	146
4. Jose Ortiz (1986-87)	18	139
5. David Lucas (2004-05)	18	135
Gary Payton (1988-89)	18	135
7. Brent Barry (1994-95)	18	133
8. Steve Johnson (1978-79)	17	130
9. Teo Alibegovic (1990-91)	18	129
10. Tres Tinkle (2018-19)	17	121
Scott Haskin (1992-93)	18	121
David Lucas (2003-04)	18	121

FG ATTEMPTED	G	FGA
1. Gary Payton (1989-90)	18	352
2. Deaundra Tanner (1998-99)	18	283
3. Gary Payton (1988-89)	18	281
4. Stephen Thompson Jr. (2016-17)	18	264
5. Tres Tinkle (2019-20)	18	255
6. Roberto Nelson (2013-14)	18	249
8. Stephen Thompson Jr. (2018-19)	18	248
Roberto Nelson (2012-13)	18	248
9. Tres Tinkle (2018-19)	18	247
David Lucas (2004-05)	18	247

FG PCT.	FG-FGA	PCT
1. Steve Johnson (1980-81)	160-215	.744
2. Steve Johnson (1979-80)	101-153	.660
3. A.C. Green (1981-82)	59-90	.656
4. A.C. Green (1983-84)	107-166	.645
5. Kylor Kelley (2018-19)	56-87	.644
6. Steve Johnson (1978-79)	130-204	.637
7. Dwayne Allen (1978-79)	57-90	.633
8. Clifton Jones (1999-00)	57-91	.626
9. Scott Haskin (1991-92)	146-234	.624
10. Charlie Sitton (1981-82)	102-165	.618

(minimum 3.0 FGM per game)

## SINGLE-GAME

FG MADE	FGM
22 Gary Payton vs. USC 2/22/1990 (22-for-38)	168
22 Gary Payton vs. Loyola Marymount 12/19/1989 (22-for-31)	146
17 Gary Payton vs. Tennessee 12/10/1989 (17-for-26)	139
17 Steve Johnson vs. BYU 12/28/1979 (17-for-19)	135
17 Rocky Smith vs. UNLV 11/29/1975 (17-for-23)	133

FG ATTEMPTED	FGA
38 Gary Payton vs. USC 2/22/1990 (22-for-38)	281
34 Tony Vlastelica vs. Idaho 2/3/1953 (12-for-34)	264
31 Gary Payton vs. Loyola Marymount 12/19/1989 (22-for-31)	255
31 Dave Gambie vs. Iowa 12/21/1957 (9-for-31)	249

FG PCT (10+ attempts)	PCT
1.000 Steve Johnson vs. Hawaii-Hilo 12/5/1979 (13-for-13)	.744
1.000 Charlie Sitton vs. Portland State 12/8/1980 (11-for-11)	.660
1.000 Charlie Sitton vs. Arizona 2/13/1984 (10-for-10)	.656
1.000 A.C. Green vs. Oregon 2/2/1984 (10-for-10)	.645
1.000 Steve Johnson vs. Oregon 1/17/1981 (10-for-10)	.644
1.000 Drew Eubanks vs. Loyola Marymount 12/2/2017 (10-for-10)	.637

FG PCT (15+ attempts)	PCT
.895 Steve Johnson vs. BYU 12/28/1979 (17-for-19)	.633
.875 Steve Johnson vs. Arizona 12/2/1976 (14-for-16)	.626
.842 Steve Johnson vs. USC 1/5/1980 (16-for-19)	.624

FG PCT (20+ attempts)	PCT
.739 Rocky Smith vs. UNLV 11/29/1975 (17-for-23)	.618
.714 Freddie Boyd vs. Oklahoma State 12/5/1970 (15-for-21)	.618
.710 Gary Payton vs. Loyola Marymount 12/19/1989 (22-for-31)	.618

CONSECUTIVE FG MADE	PCT
16 Jose Ortiz vs. San Jose State 12/29/1986	.618
16 Steve Johnson vs. BYU 12/28/1979	.618

# THREE-POINTERS RECORDS

## CAREER

<b>3-FG MADE</b>		<b>G</b>	<b>3FGM</b>
1.	Stephen Thompson Jr. (2016-19)	121	230
2.	Tres Tinkle (2016-20)	126	185
	Ahmad Starks (2011-13)	97	185
4.	Chris Stephens (2003-06)	119	180
5.	Roberto Nelson (2011-14)	124	179
	Deaundra Tanner (1998-01)	113	179
7.	Gary Payton (1987-90)	120	178
8.	Josh Steinthal (1999-01)	86	160
	Charles McKinney (1990-93)	107	160
10.	Jimmie Haywood (2000-03)	108	144

<b>3-FG ATTEMPTED</b>		<b>G</b>	<b>3FGA</b>
1.	Stephen Thompson Jr. (2016-19)	121	677
2.	Tres Tinkle (2016-20)	126	561
3.	Ahmad Starks (2011-13)	97	505
4.	Deaundra Tanner (1998-01)	113	503
5.	Chris Stephens (2003-06)	119	489
6.	Gary Payton (1987-90)	120	482
	Roberto Nelson (2011-14)	124	479
8.	Josh Steinthal (1999-01)	86	436
9.	Jimmie Haywood (2000-03)	108	409
10.	Charles McKinney (1990-93)	107	400

<b>3-FG PCT.</b>		<b>3M-3A</b>	<b>PCT</b>
1.	Nick DeWitz (2005-06)	61-140	.436
2.	Charles McKinney (1990-93)	160-400	.400
3.	Sasa Cuic (2005-07)	105-271	.387
4.	Kendal Manuel (2017-18)	66-172	.384
5.	Eric Knox (1985-89)	97-257	.377
6.	Roberto Nelson (2011-14)	179-479	.374
7.	Adam Masten (1999-02)	115-308	.373
8.	Gary Payton (1987-90)	178-482	.369
9.	Chris Stephens (2003-06)	180-489	.368
10.	Josh Steinthal (1999-01)	160-436	.367

(minimum two seasons played, 125 attempts)

## SINGLE-SEASON

<b>3-FG MADE</b>		<b>G</b>	<b>3FGM</b>
1.	Gary Payton (1988-89)	30	82
2.	Ahmad Starks (2011-12)	36	79
3.	Chris Stephens (2003-04)	28	76
4.	Stephen Thompson Jr. (2017-18)	32	64
	Ahmad Starks (2012-13)	32	64
6.	Stephen Thompson Jr. (2018-19)	31	61
7.	Deaundra Tanner (1999-00)	28	60
8.	Charles McKinney (1991-92)	31	59
9.	JaQuori McLaughlin (2016-17)	32	58
10.	Stephen Thompson Jr. (2016-17)	26	57
	Roberto Nelson (2013-14)	32	57
	Josh Steinthal (1999-00)	29	57
	Josh Steinthal (1998-99)	27	57
	Eric Knox (1988-89)	29	57

<b>3-FG ATTEMPTED</b>		<b>G</b>	<b>3FGA</b>
1.	Ahmad Starks (2011-12)	36	213
	Gary Payton (1988-89)	30	213
3.	Chris Stephens (2003-04)	28	201
4.	Stephen Thompson Jr. (2018-19)	31	198
5.	Stephen Thompson Jr. (2017-18)	32	184
6.	Stephen Thompson Jr. (2016-17)	26	167
7.	Ahmad Starks (2012-13)	32	162
8.	Tres Tinkle (2018-19)	30	161
9.	Deaundra Tanner (1998-99)	27	160
10.	Jerome Vaden (1997-98)	30	159

<b>3-FG PCT.</b>		<b>3M-3A</b>	<b>PCT</b>
1.	Nick DeWitz (2004-05)	34-68	.500
2.	Sasa Cuic (2005-06)	36-73	.493
3.	Rickey Claitt (2008-09)	41-87	.471
4.	Hallice Cooke (2013-14)	41-90	.456
5.	Charles McKinney (1991-92)	59-137	.431
6.	Adam Masten (2000-01)	40-95	.421
7.	Brian Jackson (2002-03)	28-68	.412
8.	Deaundra Tanner (1999-00)	60-146	.411
9.	Deaundra Tanner (1997-98)	37-91	.407
10.	Kareem Anderson (1991-92)	31-77	.403

(minimum 1.0 3FGM per game)

# THREE-POINTERS RECORDS

## PAC-12 SINGLE-SEASON

3-FG MADE	G	3FGM
1. Gary Payton (1988-89)	18	58
2. Chris Stephens (2003-04)	18	52
3. Stephen Thompson Jr. (2016-17)	18	43
4. Josh Steinthal (1998-99)	18	42
5. Stephen Thompson Jr. (2017-18)	18	39
Ahmad Starks (2011-12)	18	39
Charles McKinney (1991-92)	18	39
8. Stephen Thompson Jr. (2018-19)	18	38
9. Deaundra Tanner (1999-00)	18	37
10. Roberto Nelson (2013-14)	18	36

3-FG ATTEMPTED	G	3FGA
1. Gary Payton (1988-89)	18	143
2. Chris Stephens (2003-04)	18	131
3. Stephen Thompson Jr. (2018-19)	18	123
4. Stephen Thompson Jr. (2016-17)	18	113
Ahmad Starks (2011-12)	18	113
6. Deaundra Tanner (1998-99)	18	111
7. Josh Steinthal (1998-99)	18	105
8. Deaundra Tanner (1999-00)	18	104
9. Stephen Thompson Jr. (2017-18)	18	103
Jerome Vaden (1997-98)	18	103

3-FG PCT.	3M-3A	PCT
1. Nick DeWitz (2004-05)	29-52	.558
2. Bill Sherwood (1987-88)	18-34	.529
3. Sasa Cuic (2005-06)	26-51	.510
4. Carson Cunningham (1996-97)	22-45	.489
5. Gary Payton (1987-88)	19-39	.487
6. Rickey Claitt (2008-09)	13-28	.464
7. Nick DeWitz (2005-06)	22-48	.458
8. Hallice Cooke (2013-14)	30-67	.448
9. Kareem Anderson (1991-92)	27-62	.435
10. Roberto Nelson (2013-14)	36-83	.434

(minimum 1.0 3FGM per game)

## SINGLE-GAME

3-FG MADE
7 Ahmad Starks vs. Kansas 11/30/2012 (7-for-13)
7 Nick DeWitz vs. California 2/26/2005 (7-for-9)
7 Josh Steinthal vs. Arizona 2/18/1999 (7-for-12)
7 Gary Payton vs. Washington State 1/21/1989 (7-for-10)

3-FG ATTEMPTED
14 Stephen Thompson Jr. vs. Savannah State 12/11/2016 (3-for-14)
14 Jimmie Haywood vs. Kansas State 12/22/2002 (6-for-14)
13 Ahmad Starks vs. Kansas 11/30/2012 (7-for-13)
13 Ahmad Starks vs. Washington State 2/9/2012 (2-for-13)
13 Lathen Wallace vs. Arizona State 3/18/2008 (6-for-13)

3-FG PCT. (5 ATT.)
1.000 J.S. Nash vs. UCLA 12/31/2004 (5-for-5)
1.000 Deaundra Tanner vs. USC 1/9/1999 (5-for-5)

3-FG PCT. (6 ATT.)
.833 Roberto Nelson vs. Grambling State 12/8/2012 (5-for-6)
.833 Ahmad Starks vs. Howard 12/15/2011 (5-for-6)
.833 Rickey Claitt vs. UTEP 4/3/2009 (5-for-6)
.833 Chris Stephens vs. USC 1/30/2003 (5-for-6)
.833 Joe See vs. California 2/7/2002 (5-for-6)
.833 Josh Steinthal vs. Arizona State 3/4/2000 (5-for-6)
.833 Josh Steinthal vs. Oregon 2/27/1999 (5-for-6)
.833 David Drakeford vs. Washington 1/20/1994 (5-for-6)

3-FG PCT. (7 ATT.)
.857 Roberto Nelson vs. Chicago State 12/16/2012 (6-for-7)
.857 Angelo Tsagarakis vs. Willamette 12/12/2003 (6-for-7)
.857 Bill Sherwood vs. Arizona 1/14/1988 (6-for-7)

3-FG PCT. (8+ ATT.)
.778 Nick DeWitz vs. California 2/26/2005 (7-for-9)



# THREE-POINTERS RECORDS

## RECORDS BY CLASS

<b>SENIORS</b>		<b>G</b>	<b>3FGM</b>
1.	Stephen Thompson Jr. (2018-19)	31	61
2.	Roberto Nelson (2013-14)	32	57
	Eric Knox (1988-89)	29	57
4.	Brent Barry (1994-95)	27	52
	Gary Payton (1989-90)	29	52
<b>JUNIORS</b>		<b>G</b>	<b>3FGM</b>
1.	Gary Payton (1988-89)	30	82
2.	Stephen Thompson Jr. (2017-18)	32	64
	Ahmad Starks (2012-13)	32	64
4.	Deaundra Tanner (1999-00)	28	60
5.	Charles McKinney (1991-92)	31	59
<b>SOPHOMORES</b>		<b>G</b>	<b>3FGM</b>
1.	Ahmad Starks (2011-12)	36	79
2.	Chris Stephens (2003-04)	28	76
3.	Stephen Thompson Jr. (2016-17)	26	57
	Josh Steinthal (1998-99)	27	57
5.	Lathen Wallace (2008-09)	34	52
<b>FRESHMEN</b>		<b>G</b>	<b>3FGM</b>
1.	JaQuori McLaughlin (2016-17)	32	58
2.	Kendal Manuel (2016-17)	32	52
3.	Stephen Thompson Jr. (2015-16)	32	48
4.	Angelo Tsagarakis (2003-04)	28	45
5.	Joe See (2001-02)	29	43

## MISCELLANEOUS

<b>CONSECUTIVE GAMES WITH A THREE-POINTER</b>	
25	Chris Stephens .....Dec. 2003 to March 2004
22	Gary Payton ..... Dec. 1988 to March 1989
20	Roberto Nelson .....Jan. 2013 to Nov. 2013
20	Josh Steinthal .....Feb. 2000 to Jan. 2001

<b>CONSECUTIVE GAMES WITH MULTIPLE THREE-POINTERS</b>	
21	Chris Stephens ..... Dec. 2003 to Feb. 2004
8	Roberto Nelson .....Jan. to Feb. 2014
8	Deaundra Tanner ..... Feb. to March 1999
8	Charles McKinney .....Jan. to Feb. 1992

# FREE THROWS RECORDS

## CAREER

FT MADE	G	FTM
1. Tres Tinkle (2016-20)	126	570
2. Mel Counts (1962-64)	89	543
3. Roberto Nelson (2011-14)	124	486
4. A.C. Green (1982-85)	115	470
5. Jared Cunningham (2010-12)	98	427
6. Devon Collier (2011-14)	128	411
7. Dave Gambee (1956-58)	78	400
8. Charlie Sitton (1981-84)	117	397
9. Cliff Crandall (1946-49)	126	388
10. Steve Johnson (1977-81)	116	379

FT ATTEMPTED	G	FTA
1. Tres Tinkle (2016-20)	126	723
2. Mel Counts (1962-64)	89	693
3. A.C. Green (1982-85)	115	675
4. Devon Collier (2011-14)	128	668
5. Roberto Nelson (2011-14)	124	614
6. Steve Johnson (1977-81)	116	592
7. Dave Gambee (1956-58)	78	586
8. Jared Cunningham (2010-12)	98	566
9. Charlie Sitton (1981-84)	117	516
10. Gary Payton (1987-90)	120	491
Swede Halbrook (1954-55)	48	491

FT PCT.	FT-FTA	PCT
1. Chris Stephens (2003-06)	224-260	.862
2. Rocky Smith (1976-77)	160-192	.833
3. Vince Fritz (1967-70)	305-369	.827
4. Gary Freeman (1968-70)	187-228	.820
5. Jim Jarvis (1963-65)	226-280	.807
6. Brent Barry (1992-95)	300-378	.794
7. Roberto Nelson (2011-14)	486-614	.792
8. Tres Tinkle (2016-20)	570-723	.788
9. David Lucas (2002-05)	216-274	.788
10. Mel Counts (1962-64)	543-693	.784

(minimum two seasons played, 175 attempts)

## SINGLE-SEASON

FT MADE	G	FTM
1. Mel Counts (1963-64)	29	237
2. Roberto Nelson (2013-14)	32	206
3. Jared Cunningham (2011-12)	36	199
4. Swede Halbrook (1953-54)	29	178
5. Jose Ortiz (1986-87)	30	171
6. Jared Cunningham (2010-11)	30	166
7. Charlie Sitton (1982-83)	30	165
Dave Gambee (1956-57)	26	165
9. A.C. Green (1984-85)	31	157
10. Roberto Nelson (2012-13)	32	155
Mel Counts (1962-63)	31	155

FT ATTEMPTED	G	FTA
1. Swede Halbrook (1953-54)	29	328
2. Mel Counts (1963-64)	29	316
3. Jared Cunningham (2011-12)	36	270
4. Roberto Nelson (2013-14)	32	250
5. Jose Ortiz (1986-87)	30	236
6. A.C. Green (1984-85)	31	231
7. Dave Gambee (1956-57)	26	226
8. Jared Cunningham (2010-11)	30	213
9. Charlie Sitton (1982-83)	30	208
10. Dave Gambee (1955-56)	26	206

FT PCT.	FT-FTA	PCT
1. Chris Stephens (2005-06)	83-93	.892
2. Terry Baker (1960-61)	67-77	.870
3. Vince Fritz (1966-67)	130-150	.867
4. Bob Allord (1956-57)	70-83	.843
5. Jim Jarvis (1964-65)	116-138	.841
6. Tres Tinkle (2017-18)	131-156	.840
7. Rocky Smith (1976-77)	99-118	.839
8. Gary Freeman (1968-69)	88-106	.830
9. Vince Fritz (1967-68)	116-140	.829
10. Rocky Smith (1975-76)	61-74	.824

(minimum 2.0 FTM per game)

## MOST CONSECUTIVE FREE THROWS MADE

35	Tres Tinkle.....	Jan. 2020
34	Jared Cunningham.....	Dec. 2010 to Jan. 2011
34	Vince Fritz.....	Jan. to Feb. 1967
30	Sasa Cuic.....	Nov. to Dec. 2004
30	Danny Evans.....	Jan. to Feb. 1983
30	Charlie Neal.....	March to Dec. 1974

# FREE THROWS RECORDS

## PAC-12 SINGLE-SEASON

FT MADE	G	FTM
1. A.C. Green (1983-84)	18	119
2. Roberto Nelson (2013-14)	18	107
Brent Barry (1994-95)	18	107
4. Jared Cunningham (2011-12)	18	104
5. Jared Cunningham (2010-11)	17	103
6. Mustapha Hoff (1994-95)	18	101
7. Tres Tinkle (2019-20)	18	93
8. Roberto Nelson (2012-13)	18	91
Charlie Sitton (1982-83)	17	91
Lester Conner (1981-82)	18	91

FT ATTEMPTED	G	FTA
1. A.C. Green (1983-84)	18	156
2. Jared Cunningham (2011-12)	18	138
3. Roberto Nelson (2013-14)	18	133
Mustapha Hoff (1994-95)	18	133
5. A.C. Green (1984-85)	18	131
6. Jared Cunningham (2010-11)	17	129
7. Gary Payton (1989-90)	18	127
8. Jose Ortiz (1986-87)	18	125
9. Lester Conner (1981-82)	18	123
10. Philip Ricci (2002-03)	18	121

FT PCT.	FT-FTA	PCT
1. Brent Barry (1994-95)	107-119	.899
2. Chris Stephens (2005-06)	45-51	.882
3. Tres Tinkle (2017-18)	71-82	.866
4. Tres Tinkle (2019-20)	93-108	.861
5. Roberto Nelson (2010-11)	36-42	.857
6. Eric Knox (1987-88)	42-50	.840
Danny Evans (1982-83)	42-50	.840
8. Zach Reichle (2019-20)	36-43	.837
9. David Lucas (2003-04)	87-104	.837
10. Carson Cunningham (1996-97)	71-85	.835

(minimum 2.0 FTM per game)

## SINGLE-GAME

FT MADE	
20	Jared Cunningham vs. Texas 11/19/2011 (20-for-23)
20	A.C. Green vs. USC 2/9/1984 (20-for-24)
20	Mel Counts vs. Indiana 12/20/1963 (20-for-25)

FT ATTEMPTED	
28	Swede Halbrook vs. Idaho 1/22/1954 (13-for-28)
25	Mel Counts vs. Indiana 12/20/1963 (20-for-25)
24	A.C. Green vs. USC 2/9/1984 (20-for-24)
24	Swede Halbrook vs. Tulane 12/29/1953 (15-for-24)

FT PCT. (10+ ATT.)	
1.000	Jared Cunningham vs. George Washington 12/18/2010 (15-for-15)
1.000	Steve Johnson vs. Washington 1/24/1981 (14-for-14)
1.000	Brent Barry vs. BYU 12/29/1992 (12-for-12)
1.000	A.C. Green vs. Tennessee State 12/27/1982 (12-for-12)
1.000	Vince Fritz vs. UCLA 2/17/1968 (12-for-12)
1.000	Tres Tinkle at Washington 1/16/2020 (11-for-11)
1.000	Lonnie Shelton vs. Oregon 3/8/1975 (11-for-11)
1.000	Mel Counts vs. California 12/14/1962 (11-for-11)
1.000	Terry Baker vs. Oregon 2/4/1961 (11-for-11)
1.000	Bob Jacobson vs. Seattle 12/30/1960 (11-for-11)
1.000	Tres Tinkle at California 2/3/2018 (10-for-10)
1.000	Roberto Nelson at Colorado 1/2/2014 (10-for-10)
1.000	Roberto Nelson vs. George Mason 12/23/2013 (10-for-10)
1.000	Roberto Nelson at USC 1/19/2013 (10-for-10)

FT PCT. (15+ ATT.)	
1.000	Jared Cunningham vs. George Washington 12/18/2010 (15-for-15)
.933	Roberto Nelson at Arizona State 3/5/2011 (14-for-15)
.933	Mark Radford vs. Portland State 12/9/1978 (14-for-15)
.933	Steve Ericksen vs. Oregon 2/1/1974 (14-for-15)
.933	Mel Counts vs. Washington 12/7/1963 (14-for-15)

FT PCT. (20+ ATT.)	
.870	Jared Cunningham vs. Texas 11/19/2011 (20-for-23)
.833	A.C. Green vs. USC 2/9/1984 (20-for-24)
.800	Mel Counts vs. Indiana 12/20/1963 (20-for-25)

# REBOUNDS RECORDS

## CAREER

REBOUNDS	G	REB
1. Mel Counts (1962-64)	89	1,375
2. Tres Tinkle (2016-20)	126	882
3. A.C. Green (1982-85)	115	880
4. Dave Gambee (1956-58)	78	828
5. Steve Johnson (1977-80)	116	785
6. Eric Moreland (2011-14)	89	762
7. Joe Burton (2010-13)	130	730
8. Jay Carty (1960-62)	81	691
9. Devon Collier (2011-14)	128	679
10. Sam Whitehead (1971-73)	79	669

REB AVERAGE	REB	AVG
1. Mel Counts (1962-64)	1,375	15.4
2. Swede Halbrook (1954-55)	612	12.8
3. Dave Gambee (1956-58)	828	10.6
4. Lonnie Shelton (1974-75)	496	8.7
5. Jose Ortiz (1986-87)	450	8.7
6. Eric Moreland (2011-14)	762	8.6
7. Jay Carty (1960-62)	691	8.5
8. Sam Whitehead (1971-73)	669	8.5
9. Gary Freeman (1968-70)	588	8.3
10. Karl Anderson (1959-61)	633	8.1

(minimum two seasons played)

## SINGLE-SEASON

REBOUNDS	G	REB
1. Mel Counts (1963-64)	29	489
2. Mel Counts (1962-63)	31	485
3. Mel Counts (1961-62)	29	401
4. Swede Halbrook (1953-54)	29	344
5. Bob Payne (1950-51)	28	341
6. Eric Moreland (2012-13)	29	307
7. Jay Carty (1961-62)	29	304
8. Lonnie Shelton (1974-75)	31	292
9. A.C. Green (1984-85)	31	286
10. Dave Gambee (1957-58)	26	285

REB AVERAGE	REB	AVG
1. Mel Counts (1963-64)	489	16.9
2. Mel Counts (1962-63)	485	15.6
3. Swede Halbrook (1954-55)	268	14.1
4. Mel Counts (1961-62)	401	13.8
5. Bob Payne (1950-51)	341	12.2
6. Dave Gambee (1957-58)	285	11.0
7. Eric Moreland (2012-13)	307	10.6
8. Dave Gambee (1956-57)	273	10.5
9. Jay Carty (1961-62)	304	10.5
10. Dave Gambee (1955-56)	270	10.4

(played in minimum of 66.7% of games)

## PAC-12 SINGLE-SEASON

REBOUNDS	G	REB
1. Eric Moreland (2013-14)	18	187
2. Scott Haskin (1992-93)	18	164
Jose Ortiz (1986-87)	18	164
4. A.C. Green (1983-84)	18	159
5. Jose Ortiz (1985-86)	18	155
6. Drew Eubanks (2016-17)	18	153
7. Philip Ricci (2002-03)	18	151
8. A.C. Green (1984-85)	18	149
9. Eric Moreland (2012-13)	15	148
10. Chad Scott (1990-91)	18	147

REB AVERAGE	REB	AVG
1. Eric Moreland (2013-14)	187	10.39
2. Eric Moreland (2012-13)	148	9.87
3. Scott Haskin (1992-93)	164	9.11
Jose Ortiz (1986-87)	164	9.11
5. A.C. Green (1983-84)	159	8.83
6. Jose Ortiz (1985-86)	155	8.61
7. Drew Eubanks (2016-17)	153	8.50
8. Philip Ricci (2002-03)	151	8.39
9. A.C. Green (1984-85)	149	8.28
10. Chad Scott (1990-91)	147	8.17

(played in minimum of 66.7% of games)

# REBOUNDS RECORDS

## RECORDS BY CLASS

### SENIORS

	<b>G</b>	<b>REB</b>
1. Mel Counts (1963-64)	29	489
2. Bob Payne (1950-51)	28	341
3. Jay Carty (1961-62)	29	304
4. A.C. Green (1984-85)	31	286
5. Dave Gambee (1957-58)	26	285
6. Jose Ortiz (1986-87)	30	262
7. Gary Payton II (2015-16)	32	251
8. Philip Ricci (2002-03)	28	230
9. Vic Bartolome (1969-70)	26	226
10. Scott Haskin (1992-93)	27	220

### JUNIORS

	<b>G</b>	<b>REB</b>
1. Mel Counts (1962-63)	31	485
2. Dave Gambee (1956-57)	26	273
3. Swede Halbrook (1954-55)	19	268
4. Karl Anderson (1959-60)	26	258
5. Gary Freeman (1968-69)	26	244
6. Tres Tinkle (2018-19)	30	243
7. Jay Dean (1954-55)	28	239
8. Gary Payton II (2014-15)	31	231
9. Drew Eubanks (2017-18)	32	218
10. Sam Whitehead (1971-72)	27	216

### SOPHOMORES

	<b>G</b>	<b>REB</b>
1. Mel Counts (1961-62)	29	401
2. Swede Halbrook (1953-54)	29	344
3. Eric Moreland (2012-13)	29	307
4. Lonnie Shelton (1974-75)	31	292
5. Dave Gambee (1955-56)	26	270
6. Drew Eubanks (2016-17)	32	266
7. Sam Whitehead (1970-71)	26	249
8. A.C. Green (1982-83)	31	235
9. Tres Tinkle (2017-18)	32	231
Chad Scott (1990-91)	28	231

### FRESHMEN

	<b>G</b>	<b>REB</b>
1. Eric Moreland (2011-12)	36	245
2. Lonnie Shelton (1973-74)	26	204
3. A.C. Green (1981-82)	30	158
4. Steve Johnson (1976-77)	28	156
5. Jerohn Brown (1993-94)	26	154
6. Drew Eubanks (2015-16)	32	146
Tres Tinkle (2015-16)	27	146
8. Joe Burton (2009-10)	32	145
9. Kyle Jeffers (2003-04)	28	135
10. Devon Collier (2011-12)	30	132

## SINGLE-GAME

### REBOUNDS

36	Swede Halbrook vs. Idaho
	2/15/1955
32	Swede Halbrook vs. Idaho
	2/14/1955
25	Mel Counts vs. Washington
	12/8/1962
25	Swede Halbrook vs. Hawaii
	12/4/1953
24	Mel Counts vs. Portland
	2/8/1964
24	Mel Counts vs. Indiana
	12/20/1963
24	Mel Counts vs. Oregon
	2/16/1963
24	Mel Counts vs. Iowa
	12/29/1962
23	Mel Counts vs. California
	12/14/1962
23	Mel Counts vs. Seattle
	12/7/1962
23	Dave Gambee vs. Northwestern
	12/21/1955
22	Mel Counts vs. Washington State
	1/5/1963
22	Dave Gambee vs. Idaho
	2/25/1956
21	Sam Whitehead vs. Hawaii
	12/3/1971
21	Mel Counts vs. Oregon
	2/29/1964
21	Mel Counts vs. LSU
	12/26/1963
21	Mel Counts vs. Indiana
	12/21/1963
21	Mel Counts vs. Oregon
	3/8/1963
21	Mel Counts vs. Pepperdine
	3/16/1962
21	Mel Counts vs. Stanford
	12/18/1961
21	Dave Gambee vs. Idaho
	2/22/1957
20	Mel Counts vs. Seattle
	2/14/1964
20	Swede Halbrook vs. UCLA
	3/5/1955
20	Swede Halbrook vs. Oregon
	2/26/1955
20	Jay Dean vs. Oregon
	2/27/1954

### CONSECUTIVE GAMES WITH 10+ REBOUNDS

30	Mel Counts.....	March 1963 to March 1964
12	Mel Counts.....	Dec. 1962 to Feb. 1963
12	Mel Counts.....	Feb.-Dec. 1962
12	Dave Gambee.....	Jan.-March 1957

# ASSISTS RECORDS

## CAREER

ASSISTS	G	AST
1. Gary Payton (1987-90)	120	938
2. George Tucker (1974-77)	108	525
3. Deaundra Tanner (1998-01)	113	457
Darryl Flowers (1983-86)	112	457
5. Dwayne Allen (1977-80)	113	426
6. Charlie Neal (1973-75)	81	417
7. Mark Radford (1978-81)	113	401
8. Tres Tinkle (2016-20)	126	374
Lamar Hurd (2003-06)	102	374
Eric Knox (1985-89)	121	374

ASSIST AVERAGE	AST	AVG
1. Gary Payton (1987-90)	938	7.82
2. Freddie Boyd (1970-72)	362	6.70
3. Charlie Neal (1973-75)	417	5.15
4. George Tucker (1974-77)	525	4.86
5. Lester Conner (1981-82)	264	4.55
6. Darryl Flowers (1983-86)	457	4.08
7. Deaundra Tanner (1998-01)	457	4.04
8. Stephane Brown (1994-95)	206	4.04
9. Ethan Thompson (2018-present)	371	3.95
10. Dwayne Allen (1977-80)	426	3.77

(minimum two seasons played)

## SINGLE-SEASON

ASSISTS	G	AST
1. Gary Payton (1988-89)	30	244
2. Gary Payton (1989-90)	29	235
3. Gary Payton (1987-88)	31	230
4. Gary Payton (1986-87)	30	229
5. Freddie Boyd (1971-72)	28	185
6. Freddie Boyd (1970-71)	26	177
7. George Tucker (1976-77)	29	175
8. Gary Payton II (2015-16)	32	161
9. George Tucker (1974-75)	31	159
10. Dwayne Allen (1978-79)	28	154

ASSIST AVERAGE	AST	AVG
1. Gary Payton (1988-89)	244	8.13
2. Gary Payton (1989-90)	235	8.10
3. Gary Payton (1986-87)	229	7.63
4. Gary Payton (1987-88)	230	7.42
5. Freddie Boyd (1970-71)	177	6.81
6. Freddie Boyd (1971-72)	185	6.61
7. George Tucker (1976-77)	175	6.03
8. Charlie Neal (1972-73)	146	5.62
9. Dwayne Allen (1978-79)	154	5.50
10. Charlie Neal (1973-74)	128	5.33

(played in minimum of 66.7% of games)

## PAC-12 SINGLE-SEASON

ASSISTS	G	AST
1. Gary Payton (1988-89)	18	139
2. Gary Payton (1986-87)	18	138
3. Gary Payton (1989-90)	18	136
4. Gary Payton (1987-88)	18	127
5. Darryl Flowers (1985-86)	18	99
6. Gary Payton II (2015-16)	18	98
7. Deaundra Tanner (1999-00)	18	93
Lester Conner (1981-82)	18	93
9. Deaundra Tanner (1998-99)	18	92
10. Lamar Hurd (2003-04)	18	90

# ASSISTS RECORDS

## RECORDS BY CLASS

### SENIORS

	G	AST
1. Gary Payton (1989-90)	29	235
2. Freddie Boyd (1971-72)	28	185
3. George Tucker (1976-77)	29	175
4. Gary Payton II (2015-16)	32	161
5. Lester Conner (1981-82)	30	153
6. Darryl Flowers (1985-86)	27	144
7. Charlie Neal (1974-75)	31	143
8. Dwayne Allen (1979-80)	30	140
9. Roberto Nelson (2013-14)	32	115
10. Eric Knox (1988-89)	29	113

### JUNIORS

	G	AST
1. Gary Payton (1988-89)	30	244
2. Freddie Boyd (1970-71)	26	177
3. Dwayne Allen (1978-79)	28	154
4. Deaundra Tanner (1999-00)	28	143
5. Ethan Thompson (2019-20)	31	140
6. George Tucker (1975-76)	26	137
7. Ray Blume (1979-80)	30	136
8. Darryl Flowers (1984-85)	31	130
9. Charlie Neal (1973-74)	24	128
10. Stephane Brown (1993-94)	27	124

### SOPHOMORES

	G	AST
1. Gary Payton (1987-88)	31	230
2. George Tucker (1974-75)	31	159
3. Charlie Neal (1972-73)	26	146
4. Lamar Hurd (2003-04)	28	138
5. Deaundra Tanner (1998-99)	27	126
6. Ethan Thompson (2018-19)	31	120
7. Tres Tinkle (2017-18)	32	117
8. Mark Radford (1978-79)	28	112
9. Dwayne Allen (1977-78)	27	110
10. Malcolm Duvivier (2014-15)	31	107

### FRESHMEN

	G	AST
1. Gary Payton (1986-87)	30	229
2. Carson Cunningham (1996-97)	27	126
3. Josh Tarver (2006-07)	32	123
4. Ethan Thompson (2017-18)	32	111
5. Lamar Hurd (2002-03)	28	105
6. JaQuori McLaughlin (2016-17)	32	104
7. Darryl Flowers (1982-83)	31	99
8. Mark Radford (1977-78)	27	97
9. Deaundra Tanner (1997-98)	30	90
10. Steve Woodside (1982-83)	30	82

## SINGLE-GAME

### ASSISTS

15 Gary Payton vs. Arizona State 11/30/1989
14 Gary Payton vs. St. Joseph's 12/28/1988
14 Gary Payton vs. Idaho 12/27/1986
14 Dwayne Allen vs. Portland State 12/9/1978
14 George Tucker vs. Stanford 2/5/1977
14 Charlie Neal vs. Washington State 1/12/1974
13 Gary Payton vs. Oregon 12/30/1989
13 Gary Payton vs. Memphis State 12/8/1989
13 Gary Payton vs. Washington 2/18/1989
13 Gary Payton vs. USC 2/4/1988
13 Gary Payton vs. California 1/31/1987
13 Charlie Neal vs. Hawaii 1/15/1974
13 Freddie Boyd vs. Washington 3/4/1972

### CONSECUTIVE GAMES WITH 5+ ASSISTS

23 Gary Payton..... Feb. 1989 to Jan. 1990
19 Gary Payton..... Jan. to Dec. 1988
14 Gary Payton..... Dec. 1988 to Feb. 1989
13 Gary Payton..... Nov. 1986 to Jan. 1987
12 Charlie Neal..... Dec. 1973 to Jan. 1974
11 Gary Payton..... Jan. to Feb. 1987

### CONSECUTIVE GAMES WITH 10+ ASSISTS

3 Gary Payton..... Jan. to Feb. 1988
--------------------------------------

# BLOCKED SHOTS RECORDS

## CAREER

<b>BLOCKED SHOTS</b>		<b>G</b>	<b>BLK</b>
1.	Kylor Kelley (2019-20)	62	211
2.	Eric Moreland (2011-14)	89	184
3.	Scott Haskin (1989-93)	111	172
4.	Drew Eubanks (2016-18)	96	163
5.	Devon Collier (2011-14)	128	134
6.	Steve Johnson (1979-81)	85	114
7.	Nick DeWitz (2005-06)	54	111
8.	Kyle Jeffers (2004-07)	120	97
9.	Will Brantley (1988-91)	113	85
10.	Philip Ricci (2002-03)	56	75

<b>BLOCK AVERAGE</b>		<b>BLK</b>	<b>AVG</b>
1.	Kylor Kelley (2019-20)	211	3.40
2.	Eric Moreland (2011-14)	184	2.07
3.	Nick DeWitz (2005-06)	111	2.06
4.	Drew Eubanks (2016-18)	163	1.70
5.	Scott Haskin (1989-93)	172	1.55
6.	Jose Ortiz (1985-86)	73	1.40
7.	Philip Ricci (2002-03)	75	1.34
8.	Clifton Jones (1999-00)	67	1.20
9.	Todd Marshall (1997-98)	54	1.15
10.	Devon Collier (2011-14)	134	1.05

(minimum two seasons played)

## SINGLE-SEASON

<b>BLOCKED SHOTS</b>		<b>G</b>	<b>BLK</b>
1.	Kylor Kelley (2019-20)	31	107
2.	Kylor Kelley (2018-19)	31	104
3.	Eric Moreland (2012-13)	29	73
4.	Drew Eubanks (2016-17)	32	69
	Eric Moreland (2011-12)	36	69
6.	Scott Haskin (1991-92)	31	68
7.	Nick DeWitz (2005-06)	28	59
8.	Drew Eubanks (2017-18)	32	55
9.	Nick DeWitz (2004-05)	26	52
10.	Scott Haskin (1992-93)	27	51

<b>BLOCK AVERAGE</b>		<b>BLK</b>	<b>AVG</b>
1.	Kylor Kelley (2019-20)	107	3.45
2.	Kylor Kelley (2018-19)	104	3.35
3.	Eric Moreland (2012-13)	73	2.52
4.	Scott Haskin (1991-92)	68	2.19
5.	Drew Eubanks (2016-17)	69	2.16
6.	Nick DeWitz (2005-06)	59	2.11
7.	Nick DeWitz (2004-05)	52	2.00
8.	Eric Moreland (2011-12)	69	1.92
9.	Scott Haskin (1992-93)	51	1.89
10.	Drew Eubanks (2017-18)	55	1.72

(played in minimum of 66.7% of games)

## PAC-12 SINGLE-SEASON

<b>BLOCKED SHOTS</b>		<b>G</b>	<b>BLK</b>
1.	Kylor Kelley (2019-20)	18	53
	Kylor Kelley (2018-19)	18	53
3.	Eric Moreland (2011-12)	18	37
	Nick DeWitz (2004-05)	18	37
	Scott Haskin (1992-93)	18	37
	Scott Haskin (1991-92)	18	37
7.	Eric Moreland (2013-14)	18	36
8.	Drew Eubanks (2017-18)	18	35
9.	Nick DeWitz (2005-06)	17	34
10.	Eric Moreland (2012-13)	15	33



# BLOCKED SHOTS RECORDS

## RECORDS BY CLASS

SENIORS		G	BLK
1.	Kylor Kelley (2019-20)	31	107
2.	Nick DeWitz (2005-06)	28	59
3.	Scott Haskin (1992-93)	27	51
4.	Jose Ortiz (1986-87)	30	41
	Steve Johnson (1980-81)	28	41

JUNIORS		G	BLK
1.	Kylor Kelley (2018-19)	31	104
2.	Scott Haskin (1991-92)	31	68
3.	Drew Eubanks (2017-18)	32	55
4.	Nick DeWitz (2004-05)	26	52
5.	Daniel Gomis (2014-15)	30	41
	Philip Ricci (2001-02)	28	41

SOPHOMORES		G	BLK
1.	Eric Moreland (2012-13)	29	73
2.	Drew Eubanks (2016-17)	32	69
3.	Devon Collier (2011-12)	36	46
4.	Scott Haskin (1989-90)	29	42
	Steve Johnson (1978-79)	27	42

FRESHMEN		G	BLK
1.	Eric Moreland (2011-12)	36	69
2.	Drew Eubanks (2015-16)	32	39
3.	Devon Collier (2010-11)	30	23
4.	Gary Payton (1986-87)	30	20
5.	Kyle Jeffers (2003-04)	28	19
	Jerohn Brown (1993-94)	26	19

### CONSECUTIVE GAMES WITH A BLOCKED SHOT

31	Kylor Kelley	Jan. 2019 to Jan. 2020
20	Nick DeWitz	Jan. to Dec. 2005
18	Kylor Kelley	Nov. 2018 to Jan. 2019
17	Drew Eubanks	Nov. 2016 to Jan. 2017
15	Scott Haskin	Jan. to Feb. 1993
14	Philip Ricci	Dec. 2002 to Feb. 2003
13	Jose Ortiz	Jan. to March 1987
11	Kylor Kelley	Jan. to March 2020
11	Eric Moreland	Nov. 2012 to Jan. 2013
11	Scott Haskin	March to Dec. 1989
11	Jose Ortiz	Dec. 1985 to Jan. 1986

### CONSECUTIVE GAMES WITH MULTIPLE BLOCKED SHOTS

15	Kylor Kelley	Nov. 2018 to Jan. 2019
11	Kylor Kelley	March to Dec. 2019
9	Scott Haskin	Nov. to Dec. 1989
8	Kylor Kelley	Dec. 2019 to Jan. 2020
6	Kylor Kelley	Feb. to March 2020
6	Kylor Kelley	Feb. to March 2019
6	Drew Eubanks	Jan. to Feb. 2018
6	Eric Moreland	Jan. to Feb. 2014
6	Eric Moreland	Feb. to March 2013
6	Nick DeWitz	Dec. 2004 to Jan. 2005
6	Scott Haskin	Jan. to Feb. 1993

## SINGLE-GAME

BLOCKED SHOTS	
9	Kylor Kelley vs. Pepperdine 12/17/2018
7	Kylor Kelley at Stanford 1/30/2020
7	Kylor Kelley vs. Arkansas-Pine Bluff 12/14/2019
7	Kylor Kelley vs. Grambling State 11/23/2019
7	Kylor Kelley vs. USC 1/10/2019
7	Drew Eubanks vs. Prairie View A&M 11/11/2016
7	Gary Payton II vs. Colorado 2/21/2015
6	Kylor Kelley vs. Portland State 12/1/2019
6	Kylor Kelley vs. UC Santa Barbara 11/20/2019
6	Kylor Kelley at Utah 2/2/2019
6	Drew Eubanks at UCLA 2/15/2018
6	Drew Eubanks vs. Colorado 12/29/2017
6	Drew Eubanks vs. Utah 2/19/2017
6	Drew Eubanks vs. Savannah State 12/11/2016
6	Drew Eubanks vs. Lamar 11/16/2016
6	Eric Moreland vs. Towson 12/29/2012
6	Eric Moreland vs. Stanford 1/7/2012
6	Nick DeWitz vs. Texas-Pan American 12/28/2005
6	Clifton Jones vs. Oregon 1/30/1999
6	Todd Marshall vs. Bradley 12/27/1996
6	Steve Johnson vs. Gonzaga 12/16/1978
6	Steve Johnson vs. Wyoming 11/27/1978

# STEALS RECORD

## CAREER

STEALS	G	STL
1. Gary Payton (1987-90)	120	321
2. Jared Cunningham (2010-12)	98	219
3. Ray Blume (1978-81)	111	205
4. Brent Barry (1992-95)	108	199
5. Tres Tinkle (2016-20)	126	196
6. Mark Radford (1978-81)	113	184
7. Deaundra Tanner (1998-01)	113	179
8. Eric Knox (1985-89)	121	178
9. Stephen Thompson Jr. (2016-19)	121	177
Seth Tarver (2007-10)	128	177

STEAL AVERAGE	STL	AVG
1. Gary Payton II (2015-16)	175	2.78
2. Gary Payton (1987-90)	321	2.68
3. Lester Conner (1981-82)	143	2.47
4. Jared Cunningham (2010-12)	219	2.24
5. Ray Blume (1978-81)	205	1.85
6. Brent Barry (1992-95)	199	1.84
7. Mark Radford (1978-81)	184	1.63
8. Deaundra Tanner (1998-01)	179	1.58
9. Tres Tinkle (2016-20)	196	1.56
10. Corey Benjamin (1997-98)	73	1.52

(minimum two seasons played)

## SINGLE-SEASON

STEALS	G	STL
1. Gary Payton (1989-90)	29	100
2. Gary Payton II (2014-15)	31	95
3. Jared Cunningham (2011-12)	36	91
Gary Payton (1988-89)	30	91
Lester Conner (1981-82)	30	91
6. Jared Cunningham (2010-11)	30	85
7. Gary Payton II (2015-16)	32	80
8. Brent Barry (1994-95)	27	72
Gary Payton (1987-88)	31	72
10. Seth Tarver (2009-10)	32	70

STEAL AVERAGE	STL	AVG
1. Gary Payton (1989-90)	100	3.45
2. Gary Payton II (2014-15)	95	3.07
3. Gary Payton (1988-89)	91	3.03
Lester Conner (1981-82)	91	3.03
5. Jared Cunningham (2010-11)	85	2.83
6. Brent Barry (1994-95)	72	2.67
7. Gary Payton II (2015-16)	80	2.50
8. Brent Barry (1993-94)	64	2.37
9. Gary Payton (1987-88)	72	2.32
10. Ray Blume (1978-79)	63	2.25

(played in minimum of 66.7% of games)

## PAC-12 SINGLE-SEASON

STEALS	G	STL
1. Gary Payton (1989-90)	18	63
2. Lester Conner (1981-82)	18	60
3. Brent Barry (1994-95)	18	58
Gary Payton (1988-89)	18	58
5. Gary Payton II (2014-15)	18	55
6. Brent Barry (1993-94)	18	45
7. Jared Cunningham (2010-11)	17	43
8. Gary Payton II (2015-16)	18	42
9. Jared Cunningham (2011-12)	18	41
Eric Knox (1987-88)	18	41
Mark Radford (1980-81)	18	41
Ray Blume (1979-80)	18	41

# STEALS RECORDS

## RECORDS BY CLASS

### SENIORS

	G	STL
1. Gary Payton (1989-90)	29	100
2. Lester Conner (1981-82)	30	91
3. Gary Payton II (2015-16)	32	80
4. Brent Barry (1994-95)	27	72
5. Seth Tarver (2009-10)	32	70
6. Mark Radford (1980-81)	28	61
7. Darryl Flowers (1985-86)	27	55
8. Tres Tinkle (2019-20)	31	54
9. Bill Sherwood (1987-88)	29	51
10. Ray Blume (1980-81)	28	50

### JUNIORS

	G	STL
1. Gary Payton II (2014-15)	31	95
2. Jared Cunningham (2011-12)	36	91
Gary Payton (1988-89)	30	91
4. Ray Blume (1979-80)	30	66
5. Brent Barry (1993-94)	27	64
6. Seth Tarver (2008-09)	36	60
Eric Knox (1987-88)	31	60
Dwayne Allen (1978-79)	30	60
9. Mark Radford (1979-80)	30	59
10. Earl Martin (1988-89)	30	56

### SOPHOMORES

	G	STL
1. Jared Cunningham (2010-11)	30	85
2. Gary Payton (1987-88)	31	72
3. Ray Blume (1978-79)	30	63
4. Ahmad Starks (2011-12)	36	58
5. Will Brantley (1988-89)	29	50
6. Dwayne Allen (1977-78)	27	49
7. Corey Benjamin (1997-98)	25	48
8. Deaundra Tanner (1998-99)	27	46
9. Tres Tinkle (2017-18)	32	45
Charles McKinney (1990-91)	28	45

### FRESHMEN

	G	STL
1. Gary Payton (1986-87)	30	58
2. Deaundra Tanner (1997-98)	30	50
3. Jared Cunningham (2009-10)	32	43
4. Josh Tarver (2006-07)	32	40
5. Stephen Thompson Jr. (2015-16)	32	37
6. Carson Cunningham (1996-97)	27	35
Eric Knox (1984-85)	31	35
8. Tres Tinkle (2015-16)	27	32
John-Blair Bickerstaff (1996-97)	27	32
10. Darryl Flowers (1982-83)	31	31

## SINGLE-GAME

### STEALS

8 Jared Cunningham vs. Washington State 3/4/2010
8 Seth Tarver vs. Cal State Bakersfield 12/6/2009
8 Brent Barry vs. Arizona 2/23/1995
7 Gary Payton II vs. Colorado 2/6/2016
7 Jared Cunningham vs. Charlotte 11/24/2010
7 Marcel Jones vs. Stanford 1/20/2007
7 Deaundra Tanner vs. Hawaii-Hilo 12/28/1997
7 Brent Barry vs. Stanford 3/2/1995
7 Mario Jackson vs. Washington State 2/16/1991
7 Allan Celestine vs. Fresno State 11/28/1990
7 Gary Payton vs. UCLA 1/8/1989
7 Lester Conner vs. Washington 2/18/1982
7 Lester Conner vs. Stanford 1/11/1982
7 Lester Conner vs. Portland 12/11/1981
7 Lester Conner vs. UCLA 3/1/1981
7 George Tucker vs. Washington State 1/15/1976
7 Charlie Neal vs. Middle Tenn. State 3/15/1975

### CONSECUTIVE GAMES WITH A STEAL

38 Gary Payton II.....Nov. 2014 to Dec. 2015
37 Gary Payton.....Feb. 1989 to March 1990
29 Gary Payton..... Feb. 1988 to Feb. 1989
28 Jared Cunningham..... March 2011 to Feb. 2012
24 Dwayne Allen..... Jan. to Dec. 1979
22 Gary Payton.....Dec. 1986 to March 1987
21 Lester Conner.....Jan. to March 1982

### CONSECUTIVE GAMES WITH MULTIPLE STEALS

16 Brent Barry ..... Dec. 1994 to March 1995
14 Gary Payton.....Nov. 1988 to Jan. 1989
13 Gary Payton..... Jan. to Feb. 1990
12 Gary Payton II..... Feb. to Dec. 2015
12 Gary Payton II.....Dec. 2014 to Jan. 2015
10 Gary Payton.....Nov. to Dec. 1989

# PARTICIPATION RECORDS

## CAREER

### GAMES PLAYED

	<b>G</b>
1. Joe Burton (2010-13)	130
Josh Tarver (2006-10)	130
3. Devon Collier (2011-14)	128
Seth Tarver (2007-10)	128
5. Roeland Schaftenaar (2007-10)	127
6. Tres Tinkle (2016-20)	126
Cliff Crandall (1946-49)	126
8. Angus Brandt (2010-14)	125
Earl Martin (1986-90)	125
10. Roberto Nelson (2011-14)	124

### GAMES STARTED

	<b>G</b>	<b>GS</b>
1. Gary Payton (1987-90)	120	120
2. Tres Tinkle (2016-20)	126	110
3. Eric Knox (1985-89)	121	109
4. Seth Tarver (2007-10)	128	102
5. Brian Jackson (2000-03)	107	101
6. Earl Martin (1986-90)	125	99
7. Kyle Jeffers (2004-07)	120	96
8. Ethan Thompson (2018-present)	94	94
Stephen Thompson Jr. (2016-19)	121	94
Drew Eubanks (2016-18)	96	94
Lamar Hurd (2003-06)	102	94

### MINUTES PLAYED

	<b>G</b>	<b>MIN</b>
1. Gary Payton (1987-90)	120	4,528
2. Tres Tinkle (2016-20)	126	4,284
3. A.C. Green (1982-85)	115	4,052
4. Stephen Thompson Jr. (2016-19)	121	3,943
5. Steve Woodside (1983-86)	117	3,892
6. Eric Knox (1985-89)	121	3,850
7. Earl Martin (1986-90)	125	3,841
8. Deaundra Tanner (1998-01)	113	3,679
9. Will Brantley (1988-91)	113	3,661
10. Darryl Flowers (1983-86)	112	3,617

### MINUTES AVERAGE

	<b>MIN</b>	<b>AVG</b>
1. Gary Payton (1987-90)	4,528	37.7
2. Jose Ortiz (1986-87)	1,865	35.9
3. Gary Payton II (2015-16)	2,221	35.3
4. A.C. Green (1982-85)	4,052	35.2
5. Chad Scott (1991-93)	2,365	34.8
6. Stephane Brown (1994-95)	1,741	34.1
7. Tres Tinkle (2016-20)	4,284	34.0
8. Ethan Thompson (2018-present)	3,193	34.0
9. Steve Woodside (1983-86)	3,892	33.3
10. Lester Conner (1981-82)	1,896	32.7

(minimum two seasons played)

## SINGLE-SEASON

### MINUTES PLAYED

	<b>G</b>	<b>MIN</b>
1. Jared Cunningham (2011-12)	36	1,245
2. Rickey Claitt (2008-09)	36	1,203
3. A.C. Green (1984-85)	31	1,191
4. Gary Payton (1987-88)	31	1,178
5. Stephen Thompson Jr. (2017-18)	32	1,172
6. Tres Tinkle (2017-18)	32	1,164
7. Steve Woodside (1984-85)	31	1,157
8. Darryl Flowers (1984-85)	31	1,143
9. Gary Payton (1988-89)	30	1,140
10. Stephen Thompson Jr. (2018-19)	31	1,136

### MINUTES AVERAGE

	<b>MIN</b>	<b>AVG</b>
1. A.C. Green (1984-85)	1,191	38.4
2. Gary Payton (1987-88)	1,178	38.0
3. Gary Payton (1988-89)	1,140	38.0
4. Gary Payton (1989-90)	1,095	37.8
5. Brent Barry (1994-95)	1,012	37.5
6. Steve Woodside (1984-85)	1,157	37.3
7. Gary Payton (1986-87)	1,115	37.2
8. A.C. Green (1983-84)	853	37.1
9. William Brew (1981-82)	1,112	37.1
10. Ray Blume (1979-80)	1,111	37.0

## PAC-12 SINGLE-SEASON

### MINUTES PLAYED

	<b>G</b>	<b>MIN</b>
1. A.C. Green (1984-85)	18	706
2. Steve Woodside (1984-85)	18	701
3. Gary Payton (1989-90)	18	693
4. Ray Blume (1979-80)	18	690
5. Gary Payton (1987-88)	18	688
6. Gary Payton (1988-89)	18	686
Gary Payton (1986-87)	18	686
8. William Brew (1981-82)	18	683
9. Darryl Flowers (1984-85)	18	682
10. Lester Conner (1981-82)	18	681

# PARTICIPATION RECORDS

## RECORDS BY CLASS

SENIORS	G	MIN
1. Rickey Claitt (2008-09)	36	1,203
2. A.C. Green (1984-85)	31	1,191
3. Stephen Thompson Jr. (2018-19)	31	1,136
4. Lester Conner (1981-82)	30	1,106
5. Jose Ortiz (1986-87)	30	1,100
6. Gary Payton II (2015-16)	32	1,096
7. Gary Payton (1989-90)	29	1,095
8. Tres Tinkle (2019-20)	31	1,071
9. Roberto Nelson (2013-14)	32	1,052
10. William Brew (1982-83)	31	1,046

JUNIORS	G	MIN
1. Jared Cunningham (2011-12)	36	1,245
2. Stephen Thompson Jr. (2017-18)	32	1,172
3. Steve Woodside (1984-85)	31	1,157
4. Darryl Flowers (1984-85)	31	1,143
5. Gary Payton (1988-89)	30	1,140
6. Gary Payton II (2014-15)	31	1,125
7. William Brew (1981-82)	30	1,112
8. Ray Blume (1979-80)	30	1,111
9. Ethan Thompson (2019-20)	31	1,098
10. Tres Tinkle (2018-19)	30	1,092
Roeland Schaftenaar (2007-08)	36	1,092

SOPHOMORES	G	MIN
1. Gary Payton (1987-88)	31	1,178
2. Tres Tinkle (2017-18)	32	1,164
3. Earl Martin (1987-88)	31	1,129
4. A.C. Green (1982-83)	31	1,113
5. Ahmad Starks (2011-12)	36	1,087
6. Malcolm Duvivier (2014-15)	31	1,080
7. Ethan Thompson (2018-19)	31	1,065
8. Drew Eubanks (2016-17)	32	1,027
9. Steve Woodside (1983-84)	29	1,024
10. Will Brantley (1988-89)	29	991

FRESHMEN	G	MIN
1. Gary Payton (1986-87)	30	1,115
2. JaQuori McLaughlin (2016-17)	32	1,083
3. Josh Tarver (2006-07)	32	1,064
4. Ethan Thompson (2017-18)	32	1,030
5. Lamar Hurd (2002-03)	28	934
6. Kendal Manuel (2016-17)	32	923
7. Eric Knox (1984-85)	31	914
8. A.C. Green (1981-82)	30	895
9. Will Brantley (1987-88)	31	851
10. Hallice Cooke (2013-14)	32	843

# MISCELLANEOUS RECORDS

## SINGLE-GAME

TURNOVERS
11 Deaundra Tanner vs. Wyoming 12/20/1999
11 Charlie Neal vs. North Carolina State 12/14/1974
11 Charlie Neal vs. Stanford 1/5/1974

## SINGLE-SEASON

PERSONAL FOULS	G	PF
1. Steve Johnson (1976-77)	28	126
2. Lonnie Shelton (1974-75)	31	121
3. Steve Johnson (1979-80)	30	120
4. Charlie Sitton (1981-82)	30	115
5. Mel Counts (1962-63)	31	112
6. Brian Jackson (2000-01)	30	110
Steve Johnson (1980-81)	28	110
8. Paul Miller (1975-76)	27	109
Lonnie Shelton (1973-74)	26	109
10. Gary Payton (1988-89)	30	108
Charlie Sitton (1983-84)	29	108

TURNOVERS	G	TO
1. Carson Cunningham (1996-97)	27	114
2. Stephane Brown (1993-94)	27	110
3. Steve Johnson (1979-80)	30	107
4. Deaundra Tanner (1999-00)	28	106
Gary Payton (1989-90)	31	106
Gary Payton (1987-88)	29	106
7. Jared Cunningham (2011-12)	36	102
8. Rickey Lee (1977-78)	26	100
9. Roberto Nelson (2013-14)	32	98
George Tucker (1975-76)	26	98

## CAREER

PERSONAL FOULS	G	PF
1. Steve Johnson (1977-81)	116	470
2. Charlie Sitton (1981-84)	117	426
3. Gary Payton (1987-90)	120	415
4. Paul Miller (1973-76)	107	368
5. Brian Jackson (2000-03)	107	362
6. Mark Radford (1978-81)	113	345
7. Dwayne Allen (1977-80)	113	344
8. Eric Knox (1985-89)	121	329
9. Scott Haskin (1989-93)	111	325
10. Angus Brandt (2010-14)	125	310

TURNOVERS	G	TO
1. Gary Payton (1987-90)	120	396
2. Deaundra Tanner (1998-01)	113	344
3. Steve Johnson (1977-81)	116	321
4. Mark Radford (1978-81)	113	316
5. Tres Tinkle (2016-20)	126	309
Brent Barry (1992-95)	108	309
7. Steve Woodside (1983-86)	117	294
8. George Tucker (1974-77)	108	291
9. Joe Burton (2010-2013)	130	290
10. A.C. Green (1982-85)	115	287

## TRIPLE-DOUBLES

Gary Payton II vs. Grambling State  
12/5/2014 (10 pts, 12 rbs, 10 ast)

Gary Payton vs. Portland  
11/26/1988 (20 pts, 14 rbs, 11 ast)

## DOUBLE-DOUBLES

### CAREER

DOUBLE-DOUBLES	G	D-D
1. Mel Counts (1962-64)	89	78
2. Dave Gambee (1956-58)	78	46
3. Swede Halbrook (1954-55)	48	33
4. A.C. Green (1982-85)	115	32
5. Gary Payton (1987-90)	120	29
6. Tres Tinkle (2016-20)	126	27
7. Steve Johnson (1977-81)	116	26
8. Jay Carty (1960-62)	81	24
9. Eric Moreland (2011-14)	89	22
10. Lonnie Shelton (1974-75)	57	21
Sam Whitehead (1971-73)	79	21
Vic Bartolome (1968-70)	76	21

### SINGLE-SEASON

DOUBLE-DOUBLES	G	D-D
1. Mel Counts (1963-64)	29	29
2. Mel Counts (1962-63)	31	27
3. Mel Counts (1961-62)	29	22
4. Swede Halbrook (1953-54)	29	21
5. Dave Gambee (1957-58)	26	17
Dave Gambee (1956-57)	26	17
7. A.C. Green (1984-85)	31	14
Lonnie Shelton (1974-75)	31	14
Jay Carty (1959-60)	26	14
10. Eric Moreland (2012-13)	29	12
Dave Gambee (1955-56)	26	12
Swede Halbrook (1954-55)	19	12

### CONSECUTIVE DOUBLE-DOUBLES

30 Mel Counts..... March 1963 to March 1964
12 Mel Counts.....Dec. 1962 to Feb. 1963
12 Mel Counts.....Feb. to Dec. 1962
12 Dave Gambee..... Jan. to March 1957
9 Mel Counts.....Feb. to March 1963
5 Jose Ortiz .....March to Dec. 1986
5 Mel Counts.....Jan. 1962
5 Dave Gambee.....Jan. to Feb. 1958
5 Swede Halbrook.....Dec. 1953

## DOUBLE-DOUBLE SUPERLATIVES

### 40-20 GAMES

Mel Counts vs. LSU  
12/26/1963 (48-21)

### 30-30 GAMES

Swede Halbrook vs. Idaho  
2/15/1955 (31-36)  
Swede Halbrook vs. Idaho  
2/14/1955 (31-32)

### 40-10 GAMES

Gary Payton vs. Loyola Marymount  
12/19/1989 (48-10\*)

### 30-20 GAMES

Mel Counts vs. Oregon  
2/29/1964 (34-21)  
Mel Counts vs. Iowa  
12/29/1962 (35-24)  
Mel Counts vs. Washington  
12/8/1962 (31-25)  
Mel Counts vs. Seattle  
12/7/1962 (31-23)  
Dave Gambee vs. Idaho  
2/22/1957 (32-21)

### 20-20 GAMES

Sam Whitehead vs. Hawaii  
12/3/1971 (20-21)  
Mel Counts vs. Portland  
2/8/1964 (24-24)  
Mel Counts vs. Oregon  
3/8/1963 (22-21)  
Mel Counts vs. California  
12/14/1962 (29-23)  
Dave Gambee vs. Idaho  
3/8/1958 (25-20)  
Swede Halbrook vs. UCLA  
3/5/1955 (25-20)  
Swede Halbrook vs. Hawaii  
12/4/1953 (20-25)

### 30-10 GAMES

Tres Tinkle at Washington  
3/6/2019 (31-10)  
Stephen Thompson Jr. vs. USC  
1/10/2019 (34-10)  
Tres Tinkle vs. Penn  
11/19/2018 (32-12)  
Tres Tinkle vs. Fresno State  
11/25/2016 (31-10)  
Brian Jackson vs. TX A&M-CC  
1/4/2000 (32-10)  
Corey Benjamin vs. Arizona State  
1/22/1998 (36-10)  
Brent Barry vs. USC  
3/12/1994 (31-10)  
Scott Haskin vs. USC  
2/15/1992 (33-10)  
Mario Jackson vs. Washington State  
2/16/1991 (30-11)  
Gary Payton vs. Stanford  
2/3/1990 (32-10\*)  
Gary Payton vs. Oregon  
12/30/1989 (30-13\*)  
Gary Payton vs. Louisiana Tech  
12/29/1989 (35-12\*)

Gary Payton vs. Evansville  
3/15/1989 (31-10\*)  
Gary Payton vs. Washington  
2/18/1989 (31-13\*)  
Jose Ortiz vs. UCLA  
1/18/1987 (31-12)  
Jose Ortiz vs. San Jose State  
12/29/1986 (38-11)  
Jose Ortiz vs. UTEP  
11/29/1986 (33-12)  
Jose Ortiz vs. Washington  
1/18/1986 (31-10)  
A.C. Green vs. Stanford  
2/2/1985 (39-11)  
A.C. Green vs. Hawaii-Loa  
12/22/1984 (32-15)  
A.C. Green vs. Boise State  
12/15/1984 (33-16)  
Charlie Sitton vs. Oregon  
3/5/1983 (32-10)  
Steve Johnson vs. USC  
2/27/1981 (33-11)  
Steve Johnson vs. Arizona  
1/24/1981 (38-11)  
Steve Johnson vs. Washington  
2/17/1979 (31-10)  
Steve Johnson vs. USC  
2/5/1979 (33-14)  
Vic Bartolome vs. California  
2/14/1970 (32-10)  
Vic Bartolome vs. Stanford  
2/13/1970 (31-14)  
Mel Counts vs. Oregon  
2/28/1964 (31-15)  
Mel Counts vs. Idaho  
2/22/1964 (36-19)  
Mel Counts vs. Oregon  
1/18/1964 (38-11)  
Mel Counts vs. Cincinnati  
1/4/1964 (38-16)  
Mel Counts vs. Washington  
12/7/1963 (32-19)  
Mel Counts vs. Washington State  
11/30/1963 (38-16)  
Mel Counts vs. Seattle  
3/11/1963 (30-11)  
Lee Harman vs. Idaho  
1/22/1959 (33-11)  
Lee Harman vs. Iowa  
12/29/1958 (33-10)  
Dave Gambee vs. UCLA  
2/22/1958 (30-13)  
Swede Halbrook vs. UCLA  
3/4/1955 (35-17)  
Swede Halbrook vs. Washington St.  
2/5/1954 (31-15)  
Swede Halbrook vs. Idaho  
1/22/1954 (35-12)  
Swede Halbrook vs. Idaho  
1/8/1954 (32-16)

\* - designates assists

## TEAM SINGLE GAME

Points	116	vs. UC San Diego, 11/25/97 (116-78)
	116	vs. Arizona, 1/13/79 (116-80)
Fewest Points	18	at Stanford, 1/28/80 (18-16)
Combined Score	230	vs. Loyola Marymount, 12/19/89 (113-117)
Winning Margin	68	vs. Southern Colorado, 11/20/00 (91-23)
FG Made	52	vs. UC San Diego, 11/25/97 (52-for-87)
	52	vs. Texas Wesleyan, 12/1/78 (52-for-81)
FG Attempted	98	vs. Idaho, 2/22/64 (48-for-98)
FG Pct.	.732	at UCLA, 2/11/84 (30-for-41)
FG Pct. For Half	.917	vs. Washington State, 2/18/84 (11-for-12)
3-Pt. FG Made	16	vs. Missouri State, 12/1/18 (16-28)
3-Pt. FG Attempted	32	vs. UCLA, 2/2/02 (7-for-32)
3-Pt FG Pct. (10+ Att.)	.720	vs. Howard, 12/20/08 (14-of-20)
FT Made	46	vs. Arizona State, 2/28/83 (46-for-63)
FT Attempted	63	vs. Arizona State, 2/28/83 (46-for-63)
FT Pct. (10-19 Att.)	1.000	vs. Michigan State, 12/29/88 (10-for-10)
	1.000	vs. Idaho, 2/4/67 (10-for-10)
FT Pct. (20-29 Att.)	.955	at Washington State, 2/23/02 (21-for-22)
FT Pct. (30+ Att.)	.968	vs. Memphis State, 12/19/90 (30-for-31)
Fewest FT	0	vs. Washington, 2/20/93
Fewest FT Attempted	0	vs. Washington, 2/20/93
Rebounds	76	vs. Washington State, 3/3/58
Fewest Rebounds	14	three times (last vs. Stanford, 1/28/88)
Rebounding Margin	+41	vs. Washington State, 3/3/58 (76-35)
Assists	41	vs. Texas Wesleyan, 12/1/78
Blocked Shots	13	vs. Colorado, 2/21/15
Steals	27	at Hawaii-Loa, 12/22/84
Fouls	35	at Canisius, 12/3/49
Fewest Fouls	6	at Washington, 1/5/85
Turnovers	39	at Portland State, 12/16/76
Fewest Turnovers	3	at USC, 2/2/89

## OPPONENT SINGLE GAME

Points	117	by Loyola Marymount, 12/19/89 (113-117)
Fewest Points	16	by Stanford, 1/28/80 (18-16)
Winning Margin	51	by Seattle, 1/6/10 (99-48)
	51	by Arizona, 1/23/97 (99-48)
Rebounds	67	by USC, 1/14/56
FG Made	49	by USC, 2/20/71 (49-for-88)
FG Attempted	92	by Stanford, 1/7/12 (37-for-92)
FT Made	36	by Oregon, 3/10/67 (36-for-43)
FT Attempted	50	by North Carolina, 12/30/67 (34-for-50)

### SINGLE-GAME SCORING

NAME	PTS	DATE
Bo Kimble, Loyola Marymount	53	12/19/1989
Pete Maravich, LSU	46	12/22/1969
Anthony Roberts, Oral Roberts	43	12/30/1969
Pete Maravich, LSU	43	12/4/1969
Ray Thompson, Oral Roberts	42	12/16/1991
Don Curnutt, Miami (Fla.)	42	12/1/1969
Reggie Miller, UCLA	41	3/6/1986
Claude Terry, Stanford	41	2/26/1971
Greg Ballard, Oregon	40	3/3/1977

### SINGLE-GAME REBOUNDING

NAME	RBS	DATE
Bob Presley, California	25	2/24/1968
Ron Riley, USC	23	2/20/1971
Lew Alcindor, UCLA	23	2/18/1967
Kevin Love, UCLA	21	1/26/2008
Sidney Wicks, UCLA	21	2/19/1971
Ron Riley, USC	21	2/12/1971
Jim Loscutt, Oregon	21	2/25/1955
Chet Noe, Oregon	21	2/28/1953

## COACHING RECORDS

COACH	YEARS	SEASONS	WINS	LOSSES	PCT.
Slats Gill	1929-64	36	599	392	.604
Ralph Miller	1971-89	19	359	186	.659
Bob Hager	1923-28	6	115	53	.685
Craig Robinson	2009-14	6	94	105	.472
<b>Wayne Tinkle</b>	<b>2015-present</b>	<b>6</b>	<b>93</b>	<b>96</b>	<b>.492</b>
Paul Valenti	1965-70	6	91	82	.526
Jim Anderson	1990-95	6	79	90	.467
Jay John	2003-08	6	72	97	.426
E.J. Stewart	1912-16	5	67	33	.670
Eddie Payne	1996-00	5	52	88	.371
W.D. Trine	1903-07	5	39	7	.848
R.B. Rutherford	1921-22	2	27	19	.587
Ritchie McKay	2001-02	2	22	37	.372
E.D. Angell	1909-10	2	19	8	.704
Howard Ray	1918	1	15	0	1.000
Everett May	1917	1	11	7	.611
H.W. Hargiss	1919-20	2	10	25	.286
Roy Heater	1908	1	7	4	.636
J.W. Viggers	1903	1	5	1	.833
Clifford Reed	1911	1	3	5	.375
J.B. Patterson	1902	1	1	2	.333
Kevin Mouton	2008	1	0	13	.000

# ALL-TIME 100-POINT GAMES

1906 - Oregon State 104, Winlock A.C. 5

1927 - Oregon State 106, Corvallis Town Team 19

Feb. 22, 1964 - Oregon State 112, Idaho 62

Jan. 8, 1971 - California 101, Oregon State 100 (OT)

Dec. 27, 1971 - Oregon State 106, Dartmouth 72

Dec. 5, 1975 - Oregon State 106, Portland State 76

Dec. 1, 1978 - Oregon State 115, Texas Wesleyan 59

Dec. 9, 1978 - Oregon State 107, Portland State 67

\* Jan. 13, 1979 - Oregon State 116, Arizona 80

Dec. 5, 1979 - Oregon State 104, Hawaii-Hilo 80

Dec. 17, 1979 - Oregon State 105, Montana State 80

Dec. 26, 1979 - Oregon State 100, Idaho 59

Dec. 8, 1980 - Oregon State 102, Portland State 58

Dec. 28, 1980 - Oregon State 103, Rhode Island 55

Dec. 18, 1981 - Oregon State 102, Pennsylvania 64

Feb. 6, 1982 - Oregon State 111, Stanford 81

Feb. 28, 1983 - Oregon State 108, Arizona State 93

Nov. 26, 1988 - Oregon State 106, Portland 59

Dec. 7, 1988 - Oregon State 100, Loyola Marymount 90

Feb. 18, 1989 - Oregon State 106, Washington 66

Dec. 19, 1989 - Loyola Marymount 117, Oregon State 113

Dec. 27, 1990 - Oregon State 101, Western Michigan 76

Dec. 18, 1991 - Oregon State 112, Oral Roberts 87

Jan. 2, 1992 - Oregon State 104, Sacramento State 89

Feb. 12, 1994 - Oregon State 101, Oregon 91 (2 OT)

\* Nov. 25, 1997 - Oregon State 116, UC San Diego 78

Nov. 19, 2011 - Oregon State 100, Texas 95 (OT)

Dec. 18, 2011 - Oregon State 101, Portland State 68

Jan. 7, 2012 - Stanford 103, Oregon State 101 (4 OT)

March 19, 2012 - Oregon State 101, TCU 81

Nov. 9, 2012 - Oregon State 102, Niagara 83

Nov. 26, 2013 - Oregon State 101, SIUE 81

Dec. 1, 2018 - Oregon State 101, Missouri State 77

\* School record

# GILL COLISEUM RECORDS

## GILL COLISEUM INDIVIDUAL GAME RECORDS

Points.....	58	..... Gary Payton vs. USC, 2/22/90
FG .....	22	..... Gary Payton vs. USC, 2/22/90
FG Att.....	38	..... Gary Payton vs. USC, 2/22/90
FG Pct. ....	1.000	..... Drew Eubanks vs. Loyola Marymount (10-10)
	1.000	..... Charlie Sitton vs. Arizona, 2/13/84 (10-10)
	1.000	..... Steve Johnson vs. Oregon, 1/17/81 (10-10)
3-Pt FG .....	9	..... Ryan Allenby (Washington) vs. OSU, (2/16/08)
3-Pt. FG Att.....	15	..... Ryan Allenby (Washington) vs. OSU, (2/16/08)
3-Pt. FG Pct .....	1.000	..... Lodrick Stewart (USC) vs. OSU, 1/6/07 (6-6)
	1.000	..... Jared Ramirez (No. Colo.) vs. OSU, 11/17/01 (6-6)
FT.....	30	..... Pete Maravich (LSU) vs. OSU, 12/22/69
FT Attempted.....	31	..... Pete Maravich (LSU) vs. OSU, 12/22/69
FT Pct.....	1.000	..... Johnny Lee (Yale) vs. OSU, 12/27/57 (21-21)
Rebounds.....	36	..... Swede Halbrook vs. Idaho, 2/15/55
Assists .....	15	..... Gary Payton vs. Arizona State, 11/30/89
Steals.....	8	..... Jared Cunningham vs. Washington St., 3/4/10
	8	..... Seth Tarver vs. Cal State Bakersfield, 12/6/09
	8	..... Brent Barry vs. Arizona, 2/23/95
Blocked Shots .....	9	..... Kylor Kelley vs. Pepperdine, 12/17/18
Turnovers .....	11	..... Deaundra Tanner vs. Wyoming, 12/20/99

## GILL COLISEUM TEAM GAME RECORDS

Points.....	117	..... by Loyola Marymount, 2/12/89
Fewest Points.....	23	..... by Oregon, 3/3/84
Highest Score.....	230	..... Loyola Marymount vs. OSU, 12/19/89
Lowest Score.....	52	..... Oregon vs. OSU, 3/3/84
Winning Margin.....	+68	..... vs. Southern Colorado, 11/20/00
FG .....	52	..... vs. UC San Diego, 11/25/97
	52	..... vs. Texas Wesleyan, 12/1/78
FG Attempted .....	98	..... vs. Idaho, 2/22/64
FG Pct. ....	.711	..... vs. Stanford, 1/26/79 (32-45)
3-Pt. FG .....	20	..... by USC, 1/29/00
3-Pt. FG Att.....	51	..... by UC San Diego, 11/25/97
3-Pt. FG Pct. ....	.778	..... by Arizona, 1/14/88 (7-9)
FT.....	46	..... vs. Arizona State, 2/2/83
FT Att.....	63	..... vs. Arizona State, 2/2/83
FT Pct.....	.968	..... vs. Memphis State, 12/19/90 (30-31)
Fewest FT.....	0	..... vs. Washington, 2/20/93
Fewest FT Att.....	0	..... vs. Washington, 2/20/93
Rebounds.....	76	..... vs. Washington State, 3/3/58
Assists .....	41	..... vs. Texas Wesleyan, 12/1/78
Blocked Shots .....	13	..... vs. Colorado, 2/21/15
	13	..... by Stanford, 1/29/04
Turnovers .....	34	..... by Eastern Washington, 11/30/79
Fewest Turnovers .....	4	..... by Washington State, 2/16/06
	4	..... vs. California, 3/2/85
	4	..... vs. Portland, 12/7/84



# ALL-TIME OVERTIME GAMES

## OVERTIME GAMES (125, 66-59)

Feb. 2, 1906 – Oregon State 17, Oregon 15  
1910 – Oregon State 18, Idaho 16  
March 6, 1913 – Oregon 14, Oregon State 12  
1916 – Oregon State 29, California 20  
1917 – California 28, Oregon State 24  
1919 – Oregon State 26, Whitman 24  
1921 – Oregon State 24, Idaho 23  
1922 – St. Ignatius College 17, Oregon State 15  
1924 – Oregon State 23, Idaho 22  
1928 – Tacoma Sciots 36, Oregon State 34  
Jan. 8, 1932 – Oregon State 26, Washington 24  
Jan. 23, 1932 – Washington 32, Oregon State 27  
1933 – Oregon State 32, Idaho 31  
Jan. 17, 1933 – Washington State 34, Oregon State 31  
March 3, 1933 – Oregon State 32, Oregon 27  
Jan. 2, 1936 – Oregon State 45, USC 40  
1937 – Oregon State 38, Union Oil 34  
Jan. 25, 1938 – Washington State 41, Oregon State 29  
Jan. 26, 1938 – Washington State 26, Oregon State 25  
1938 – Oregon State 57, Montana 47  
1940 – Oregon State 42, Colorado College 36  
Feb. 8, 1941 – Oregon 36, Oregon State 35  
Jan. 12, 1942 – Oregon State 52, Washington State 47  
1942 – Oregon State 47, Idaho 45  
1942 – Bradley 42, Oregon State 41  
Dec. 20, 1943 – Pacific Packards 49, Oregon State 43  
Jan. 29, 1944 – Oregon 43, Oregon State 38  
Feb. 12, 1944 – Oregon State 52, Idaho 48  
Jan. 18, 1946 – Oregon 53, Oregon State 48  
March 2, 1946 – Oregon 42, Oregon State 41  
Dec. 28, 1946 – Oregon State 48, Canisius 40  
Jan. 11, 1947 – Oregon State 73, Oregon 69  
Jan. 31, 1947 – Oregon State 56, Washington 52  
Dec. 26, 1947 – Stanford 53, Oregon State 48  
Dec. 21, 1948 – Wyoming 53, Oregon State 52  
Dec. 1, 1952 – Oregon State 72, Oregon 68  
Feb. 27, 1953 – Oregon State 75, Oregon 74  
Dec. 29, 1954 – Washington 58, Oregon State 57  
Jan. 22, 1955 – Oregon State 56, Oregon 54  
Feb. 3, 1956 – California 65, Oregon State 63  
March 13, 1962 – Oregon State 69, Seattle 65  
Dec. 26, 1964 – Oregon State 65, Army 64  
Dec. 11, 1965 – Oregon State 65, Villanova 59  
Feb. 17, 1967 – USC 72, Oregon State 63  
Feb. 25, 1967 – Oregon State 59, California 57  
March 6, 1967 – Oregon State 51, Washington State 49  
March 11, 1967 – Oregon State 49, Oregon 47  
Feb. 16, 1968 – USC 71, Oregon State 63  
Feb. 23, 1968 – Stanford 70, Oregon State 67  
March 2, 1968 – Washington State 81, Oregon State 76  
Dec. 26, 1968 – Oregon State 46, Arizona State 42  
Dec. 29, 1968 – Washington State 51, Oregon State 50  
Jan. 8, 1971 – California 101, Oregon State 100  
Jan. 23, 1971 – Washington 93, Oregon State 85  
Jan. 27, 1971 – Oregon State 71, Long Island 70  
Dec. 2, 1972 – New Mexico 84, Oregon State 79  
Jan. 18, 1975 – Oregon State 82, Washington State 73  
Jan. 25, 1975 – Oregon State 72, Oregon 71  
Jan. 29, 1976 – Oregon 76, Oregon State 74  
March 3, 1977 – Oregon State 78, Oregon 73  
Dec. 17, 1977 – Oregon State 74, Weber State 72  
Dec. 29, 1977 – Oregon State 58, Villanova 57  
Dec. 30, 1977 – Colorado State 49, Oregon State 44  
Jan. 13, 1978 – Oregon State 89, USC 82  
Jan. 6, 1979 – USC 76, Oregon State 75  
Dec. 7, 1979 – Oregon State 75, Hawaii 74  
Feb. 7, 1980 – Oregon State 82, Arizona State 75  
Jan. 24, 1981 – Oregon State 97, Washington 91  
Nov. 26, 1982 – Utah 68, Oregon State 62  
Feb. 19, 1983 – Washington State 63, Oregon State 61  
March 10, 1983 – Oregon State 70, California 65  
Dec. 30, 1983 – Oregon State 63, Oregon 59  
March 8, 1984 – Oregon State 64, California 60  
March 9, 1985 – Oregon State 60, USC 58  
Nov. 27, 1985 – Wichita State 66, Oregon State 63  
Dec. 12, 1985 – Oregon State 60, Boise State 58  
Jan. 23, 1986 – Arizona 63, Oregon State 62  
Feb. 20, 1986 – Oregon State 75, Arizona State 69  
Jan. 18, 1987 – UCLA 69, Oregon State 67

Jan. 9, 1988 – Oregon State 80, USC 77  
Jan. 26, 1989 – Oregon State 69, California 64  
March 15, 1989 – Evansville 94, Oregon State 90  
Dec. 10, 1988 – Oregon State 96, Tennessee 90  
Jan. 5, 1989 – Oregon State 77, Stanford 76  
Feb. 22, 1989 – Oregon State 98, USC 94  
Dec. 12, 1990 – New Orleans 68, Oregon State 64  
Feb. 16, 1991 – Oregon State 87, Washington State 85  
Jan. 18, 1992 – UCLA 87, Oregon State 81  
Feb. 20, 1992 – Washington State 87, Oregon State 84  
Jan. 20, 1994 – Oregon State 75, Washington 71  
Jan. 5, 1995 – Oregon State 90, USC 89  
March 11, 1995 – Oregon State 83, USC 81  
Feb. 22, 1996 – Arizona State 63, Oregon State 58  
Jan. 25, 1997 – Arizona State 78, Oregon State 75  
Feb. 5, 1998 – Oregon State 83, USC 74  
Jan. 9, 1999 – Oregon State 69, USC 66  
March 2, 2000 – Oregon State 70, Arizona 69  
March 4, 2000 – Arizona State 77, Oregon State 74  
Feb. 8, 2001 – California 72, Oregon State 69  
Feb. 24, 2001 – UCLA 68, Oregon State 65  
Nov. 23, 2002 – Idaho 76, Oregon State 73  
Dec. 15, 2003 – Hawaii 70, Oregon State 67  
Jan. 17, 2004 – Washington 103, Oregon State 99  
Dec. 11, 2004 – Georgia 76, Oregon State 74  
March 16, 2005 – Cal State Fullerton 85, Oregon State 83  
Jan. 14, 2006 – Arizona State 65, Oregon State 63  
Jan. 26, 2006 – USC 72, Oregon State 70  
Feb. 17, 2007 – California 84, Oregon State 80  
Nov. 30, 2007 – Iowa State 71, Oregon State 64  
Nov. 26, 2008 – Montana State 82, Oregon State 79  
Jan. 4, 2009 – Oregon State 62, USC 58  
Jan. 15, 2009 – Washington State 61, Oregon State 57  
March 23, 2009 – Oregon State 71, Vermont 70  
March 25, 2009 – Oregon State 65, Stanford 62  
Nov. 19, 2011 – Oregon State 100, Texas 95  
Jan. 12, 2012 – Arizona 81, Oregon State 73  
Dec. 29, 2012 – Towson 67, Oregon State 66  
Jan. 30, 2014 – Oregon State 76, USC 75  
Feb. 6, 2014 – Arizona State 86, Oregon State 82  
March 8, 2014 – Oregon State 78, Arizona State 76  
Dec. 6, 2014 – Oregon State 65, Portland 58  
Dec. 11, 2016 – Savannah State 93, Oregon State 90  
March 7, 2018 – Oregon State 69, Washington 66  
Jan. 10, 2019 – Oregon State 79, USC 74  
March 6, 2019 – Washington 81, Oregon State 76

## DOUBLE-OVERTIME GAMES (16, 11-5)

Feb. 25, 1922 – Oregon State 31, Washington 27  
Jan. 31, 1945 – Oregon State 45, Washington State 42  
Dec. 7, 1945 – Oregon State 39, Seattle Coast Guard 37  
March 4, 1949 – Oregon State 79, Oregon 72  
Feb. 26, 1954 – Oregon 63, Oregon State 60  
Feb. 8, 1957 – California 73, Oregon State 60  
Jan. 27, 1962 – Oregon State 82, Seattle 73  
Dec. 23, 1966 – Oregon State 64, Penn State 61  
Jan. 7, 1978 – Oregon State 57, California 55  
Dec. 29, 1982 – Idaho 42, Oregon State 41  
Jan. 26, 1985 – Arizona State 83, Oregon State 82  
March 12, 1988 – Oregon State 74, Washington State 68  
Jan. 24, 1991 – Oregon State 97, UCLA 96  
Feb. 12, 1994 – Oregon State 101, Oregon 91  
Nov. 25, 2003 – Portland 97, Oregon State 89  
Feb. 10, 2018 – Oregon State 97, Washington 94

## TRIPLE-OVERTIME GAMES (2, 1-1)

Dec. 9, 1965 – Navy 59, Oregon State 55  
Dec. 6, 2003 – Oregon State 87, Kansas State 82

## QUADRUPLE-OVERTIME GAMES (1, 0-1)

Jan. 7, 2012 – Stanford 103, Oregon State 101

## ALL-TIME OVERTIME GAMES (144, 78-66)

## GILL COLISEUM ATTENDANCE

**Note: Fire marshal codes have prevented attendance figures from exceeding 10,400 since the 1984 expansion of Gill Coliseum. In 2011, the official capacity was changed to 9,604.**

### BIGGEST CROWDS IN GILL COLISEUM HISTORY

1.	11,709	vs. Oregon, 1962
2.	11,315	vs. Oregon, 1955
3.	11,206	vs. San Francisco, 1955
4.	11,125	vs. Seattle, 1962
5.	10,642	vs. UCLA, 1980
6.	10,607	vs. Oregon, 1955
7.	10,597	vs. Cincinnati, 1964
8.	10,529	vs. California, 1971
9.	10,522	vs. UCLA, 1978
10.	10,520	vs. UCLA, 1973

### ALL-TIME BEST GILL COLISEUM SEASON ATTENDANCE (TOTAL)

1.	147,406	1982-83	15 games
2.	131,662	1979-80	13 games
3.	131,475	1984-85	13 games
4.	129,276	1954-55	17 games
5.	122,810	1978-79	13 games
6.	120,851	1980-81	12 games
7.	117,358	1990-91	14 games
8.	117,122	1989-90	12 games
9.	116,305	1991-92	14 games
10.	110,000	1983-84	11 games
	110,000	1981-82	11 games

### ALL-TIME BEST GILL COLISEUM SEASON ATTENDANCE (AVERAGE)

1.	10,128	1979-80	13 games
2.	10,113	1984-85	13 games
3.	10,071	1980-81	12 games
4.	10,000	1983-84	11 games
	10,000	1981-82	11 games
6.	9,827	1982-83	15 games
7.	9,760	1989-90	12 games
8.	9,447	1978-79	13 games
9.	9,122	1988-89	12 games
10.	8,760	1970-71	12 games

## GILL COLISEUM RECORDS

YEAR	WINS	LOSSES	ATT.
1949-50	8	6	87,463
1950-51	7	6	70,641
1951-52	5	10	67,391
1952-53	6	9	75,142
1953-54	10	3	91,805
1954-55	14	3	129,276
1955-56	5	9	76,715
1956-57	7	5	63,045
1957-58	12	1	84,723
1958-59	9	6	76,002
1959-60	10	4	68,449
1960-61	8	4	69,896
1961-62	12	1	92,057
1962-63	9	3	96,004
1963-64	12	0	104,172
1964-65	9	3	84,393
1965-66	9	1	77,260
1966-67	7	4	77,478
1967-68	7	4	70,269
1968-69	7	4	74,704
1969-70	8	4	94,378
1970-71	7	5	105,121
1971-72	9	4	100,872
1972-73	9	2	91,286
1973-74	7	4	81,684
1974-75	10	2	89,751
1975-76	8	2	84,904
1976-77	6	5	91,429
1977-78	10	2	96,302
1978-79	11	2	122,810
1979-80	13	0	131,662
1980-81	11	1	120,851
1981-82	11	0	110,000
1982-83	11	4	147,406
1983-84	11	0	110,000
1984-85	9	4	131,475
1985-86	5	7	101,437
1986-87	10	4	105,732
1987-88	9	3	91,598
1988-89	10	2	109,461
1989-90	11	1	117,122
1990-91	12	2	117,358
1991-92	9	5	116,305
1992-93	8	4	94,280
1993-94	4	9	85,913
1994-95	7	5	77,745
1995-96	4	8	59,028
1996-97	6	7	90,469
1997-98	7	8	100,613
1998-99	12	2	91,541
1999-00	9	6	85,974
2000-01	7	7	78,566
2001-02	8	7	91,104
2002-03	7	7	86,923
2003-04	11	6	90,859
2004-05	12	2	98,245
2005-06	7	6	86,028
2006-07	8	11	98,128
2007-08	3	12	68,688
2008-09	13	7	104,462
2009-10	9	7	97,339
2010-11	9	7	85,091
2011-12	14	6	99,827
2012-13	9	8	81,331
2013-14	12	5	67,077
2014-15	15	2	95,409
2015-16	12	3	89,767
2016-17	5	10	69,165
2017-18	12	4	78,020
2018-19	10	5	76,778
2019-20	12	4	75,866
<b>70 seasons</b>	<b>642</b>	<b>326</b>	<b>6,510,065</b>

# ANNUAL STATISTICAL LEADERS

YEAR	POINTS	REBOUNDS	ASSISTS
1953-54	614 (21.2) * Swede Halbrook	344 (11.9) Swede Halbrook	—
1954-55	397 (20.9) Swede Halbrook	268 (14.1) Swede Halbrook	—
1955-56	467 (18.0) Dave Gambee	270 (10.4) Dave Gambee	—
1956-57	525 (20.2) * Dave Gambee	273 (10.5) Dave Gambee	—
1957-58	476 (18.3) Dave Gambee	285 (11.0) Dave Gambee	—
1958-59	374 (15.6) Lee Harman	216 (8.3) Karl Anderson	—
1959-60	272 (10.5) Jim Woodland	258 (9.9) Karl Anderson	—
1960-61	264 (10.2) Karl Anderson	198 (7.6) Jay Carty	—
1961-62	537 (18.5) Mel Counts	401 (13.8) Mel Counts	—
1962-63	661 (21.3) Mel Counts	485 (15.6) Mel Counts	—
1963-64	775 (26.7) Mel Counts	489 (16.9) Mel Counts	—
1964-65	548 (21.1) Jim Jarvis	183 (7.0) Charlie White	—
1965-66	362 (12.9) Loy Petersen	201 (7.4) Ed Fredenburg	—
1966-67	458 (16.4) Vince Fritz	202 (7.2) Loy Petersen	—
1967-68	418 (18.2) Vince Fritz	164 (6.6) Gary Freeman	—
1968-69	414 (15.9) Gary Freeman	244 (9.4) Gary Freeman	—
1969-70	418 (16.1) Vic Bartolome	226 (8.7) Vic Bartolome	—
1970-71	464 (17.8) Freddie Boyd	249 (9.6) Sam Whitehead	177 (6.8) Freddie Boyd
1971-72	554 (19.8) Freddie Boyd	216 (8.0) Sam Whitehead	185 (6.6) Freddie Boyd
1972-73	360 (13.8) Sam Whitehead	204 (7.8) Sam Whitehead	146 (5.6) Charlie Neal
1973-74	318 (12.2) Lonnie Shelton	204 (7.8) Lonnie Shelton	128 (5.3) Charlie Neal
1974-75	566 (18.3) Lonnie Shelton	292 (9.4) Lonnie Shelton	159 (5.1) George Tucker
1975-76	459 (17.0) Rocky Smith	160 (5.9) Paul Miller	137 (5.3) George Tucker
1976-77	575 (19.8) Rocky Smith	156 (5.6) Steve Johnson	175 (6.0) * George Tucker
1977-78	355 (13.7) Rickey Lee	178 (6.8) Rickey Lee	110 (4.1) Dwayne Allen
1978-79	498 (18.4) Steve Johnson	178 (6.6) Steve Johnson	154 (5.5) Dwayne Allen
1979-80	509 (17.0) Steve Johnson	207 (6.9) Steve Johnson	140 (4.7) Dwayne Allen
1980-81	589 (21.0) * Steve Johnson	215 (7.7) Steve Johnson	111 (4.0) Lester Conner
1981-82	448 (14.9) Lester Conner	163 (5.4) Lester Conner	153 (5.1) * Lester Conner
1982-83	563 (18.8) Charlie Sitton	235 (7.6) * A.C. Green	99 (3.2) W. Brew/D. Flowers
1983-84	433 (17.8) A.C. Green	201 (8.7) A.C. Green	98 (3.4) Steve Woodside
1984-85	591 (19.1) * A.C. Green	286 (9.2) * A.C. Green	130 (4.2) Darryl Flowers
1985-86	361 (16.4) Jose Ortiz	188 (8.5) Jose Ortiz	144 (5.3) Darryl Flowers
1986-87	668 (22.3) * Jose Ortiz	262 (8.7) Jose Ortiz	229 (7.6) * Gary Payton
1987-88	449 (14.5) Gary Payton	168 (5.4) Earl Martin	230 (7.4) * Gary Payton
1988-89	603 (20.1) Gary Payton	135 (4.5) Earl Martin	244 (8.1) * Gary Payton
1989-90	746 (25.7) * Gary Payton	152 (5.2) Earl Martin	235 (8.1) * Gary Payton
1990-91	506 (18.1) Teo Alibegovic	231 (8.3) Chad Scott	95 (3.4) Charles McKinney
1991-92	558 (18.0) Scott Haskin	201 (6.5) Scott Haskin	101 (3.3) Charles McKinney
1992-93	450 (16.7) Scott Haskin	220 (8.1) Scott Haskin	89 (3.3) Charles McKinney
1993-94	411 (15.2) Brent Barry	154 (5.9) Jerohn Brown	124 (4.6) Stephane Brown
1994-95	567 (21.0) Brent Barry	203 (7.5) Mustapha Hoff	104 (3.9) Brent Barry
1995-96	272 (10.1) J.D. Vetter	120 (4.4) Corey Benjamin/Markee Brown	78 (2.9) Markee Brown
1996-97	403 (14.9) Carson Cunningham	155 (5.7) Terrill Woods	126 (4.7) Carson Cunningham
1997-98	496 (19.8) Corey Benjamin	131 (4.7) John-Blair Bickerstaff	99 (3.5) John-Blair Bickerstaff
1998-99	427 (15.8) Deaundra Tanner	172 (6.4) Clifton Jones	126 (4.7) Deaundra Tanner
1999-00	397 (14.2) Deaundra Tanner	165 (5.7) Clifton Jones	143 (5.1) Deaundra Tanner
2000-01	372 (13.8) Jason Heide	148 (5.5) Jason Heide	98 (3.5) Deaundra Tanner
2001-02	454 (16.2) Philip Ricci	198 (7.1) Philip Ricci	84 (2.9) Adam Masten
2002-03	463 (16.5) Philip Ricci	230 (8.2) * Philip Ricci	105 (3.8) Lamar Hurd
2003-04	482 (17.2) David Lucas	192 (6.9) David Lucas	138 (4.9) Lamar Hurd
2004-05	408 (18.5) David Lucas	154 (7.0) David Lucas	96 (3.0) Jason Fontenet
2005-06	406 (13.5) Sasa Cuic	207 (6.7) Marcel Jones	69 (2.7) Jason Fontenet
2006-07	489 (15.3) Marcel Jones	187 (5.8) Kyle Jeffers	123 (3.8) Josh Tarver
2007-08	311 (10.4) Marcel Jones	170 (5.7) Marcel Jones	75 (2.5) Josh Tarver
2008-09	389 (13.0) Calvin Haynes	194 (5.4) Seth Tarver	120 (3.3) Roeland Schaftenaar
2009-10	399 (12.5) Calvin Haynes	146 (4.6) Seth Tarver	72 (2.3) Seth Tarver
2010-11	427 (14.2) Jared Cunningham	193 (6.2) Omari Johnson	73 (2.4) Joe Burton
2011-12	645 (17.9) Jared Cunningham	245 (6.8) Eric Moreland	102 (2.8) Joe Burton
2012-13	569 (17.8) Roberto Nelson	307 (10.6) Eric Moreland	109 (3.4) Joe Burton
2013-14	663 (20.7) * Roberto Nelson	205 (10.3) Eric Moreland	115 (3.6) Roberto Nelson
2014-15	416 (13.4) Gary Payton II	213 (7.5) Gary Payton II	107 (3.5) Malcolm Duvivier
2015-16	511 (16.0) Gary Payton II	251 (7.8) Gary Payton II	161 (5.0) Gary Payton II
2016-17	463 (14.5) Drew Eubanks	266 (8.3) Drew Eubanks	104 (3.3) JaQuori McLaughlin
2017-18	563 (17.6) Tres Tinkle	231 (7.2) Tres Tinkle	117 (3.7) Tres Tinkle
2018-19	624 (20.8) Tres Tinkle	243 (8.1) Tres Tinkle	120 (3.9) Ethan Thompson
2019-20	572 (18.5) Tres Tinkle	212 (6.8) Tres Tinkle	140 (4.5) Ethan Thompson

\* led the conference

# ANNUAL STATISTICAL LEADERS

YEAR	BLOCKED SHOTS	STEALS	FIELD GOAL PCT.
1953-54	—	—	.451 Swede Halbrook
1954-55	—	—	.521 Swede Halbrook
1955-56	—	—	.424 Bob Allord
1956-57	—	—	.350 Dave Gambia
1957-58	—	—	.412 Ken Nanson
1958-59	—	—	.439 Lee Harman
1959-60	—	—	.406 Jay Carty
1960-61	—	—	.470 Karl Anderson
1961-62	—	—	.447 Terry Baker
1962-63	—	—	.441 Mel Counts
1963-64	—	—	.500 Jim Jarvis
1964-65	—	—	.447 Jim Jarvis
1965-66	—	—	.494 Charlie White
1966-67	—	—	.473 Ed Fredenburg
1967-68	—	—	.661 Vic Bartolome
1968-69	—	—	.554 Vic Bartolome
1969-70	—	—	.622 Vic Bartolome
1970-71	—	—	.527 Freddie Boyd
1971-72	—	—	.528 Steve Ericksen
1972-73	—	—	.526 Ron Jones
1973-74	—	—	.538 Steve Ericksen
1974-75	—	—	.549 Don Smith
1975-76	—	—	.586 * Paul Miller
1976-77	—	—	.596 * Steve Johnson
1977-78	29 (1.1) Rickey Lee	49 (1.8) Dwayne Allen	.498 Mark Radford
1978-79	42 (1.6) Steve Johnson	63 (2.3) Ray Blume	.661 * Steve Johnson
1979-80	30 (1.0) Steve Johnson	66 (2.2) Ray Blume	.710 * Steve Johnson
1980-81	41 (1.5) Steve Johnson	61 (2.2) Mark Radford	.746 * Steve Johnson
1981-82	17 (0.6) Charlie Sitton	91 (3.0) * Lester Conner	.615 A.C. Green
1982-83	11 (0.4) A.C. Green	36 (1.2) William Brew	.575 Charlie Sitton
1983-84	20 (0.7) Charlie Sitton	27 (0.9) Alan Tait	.657 * A.C. Green
1984-85	18 (0.6) A.C. Green	48 (1.5) Darryl Flowers	.599 A.C. Green
1985-86	32 (1.5) Jose Ortiz	55 (2.0) * Darryl Flowers	.528 Tyrone Miller
1986-87	41 (1.4) Jose Ortiz	58 (1.9) Gary Payton	.584 Jose Ortiz
1987-88	11 (0.4) Gary Payton	72 (2.3) * Gary Payton	.543 Earl Martin
1988-89	25 (0.9) Will Brantley	91 (3.0) * Gary Payton	.520 Earl Martin
1989-90	42 (1.4) Scott Haskin	100 (3.4) * Gary Payton	.549 Will Brantley
1990-91	30 (1.2) Will Brantley	49 (1.9) Will Brantley	.525 Leroy Jackson
1991-92	68 (2.2) * Scott Haskin	44 (1.4) Charles McKinney	.612 * Scott Haskin
1992-93	51 (1.9) * Scott Haskin	44 (1.6) Charles McKinney	.521 Scott Haskin
1993-94	23 (0.9) Brent Barry	64 (2.4) Brent Barry	.498 Brent Barry
1994-95	20 (1.0) Jerohn Brown	72 (2.7) Brent Barry	.514 Brent Barry
1995-96	14 (0.5) Iyan Walker	48 (1.8) Markee Brown	.431 Rob Williams
1996-97	34 (1.3) Todd Marshall	35 (1.3) Carson Cunningham	.432 Corey Benjamin
1997-98	20 (1.0) Todd Marshall	50 (1.7) Deaundra Tanner	.544 John-Blair Bickerstaff
1998-99	36 (1.3) Clifton Jones	46 (1.7) Deaundra Tanner	.540 Jason Heide
1999-00	31 (1.1) Clifton Jones	54 (1.9) Deaundra Tanner	.636 Clifton Jones
2000-01	19 (0.6) Brian Jackson	35 (1.2) Adam Masten	.551 Jason Heide
2001-02	41 (1.5) Philip Ricci	32 (1.1) Adam Masten	.539 Brian Jackson
2002-03	34 (1.2) Philip Ricci	34 (1.2) Jimmie Haywood	.520 Philip Ricci
2003-04	19 (0.7) Kyle Jeffers	42 (1.5) J.S. Nash	.511 David Lucas
2004-05	52 (2.0) Nick DeWitz	33 (1.1) Lamar Hurd	.543 David Lucas
2005-06	59 (2.1) * Nick DeWitz	27 (0.9) Marcel Jones	.490 Sasa Cuić
2006-07	32 (1.0) Kyle Jeffers	49 (1.5) Marcel Jones	.451 Marcel Jones
2007-08	16 (1.6) C.J. Giles	37 (1.2) Josh Tarver	.437 Roeland Schaftenaar
2008-09	30 (0.8) Roeland Schaftenaar	60 (1.7) Seth Tarver	.579 Seth Tarver
2009-10	13 (0.4) Roeland Schaftenaar	70 (2.2) * Seth Tarver	.512 Jared Cunningham
2010-11	23 (0.8) Devon Collier	85 (2.8) * Jared Cunningham	.578 Devon Collier
2011-12	69 (1.9) * Eric Moreland	91 (2.5) * Jared Cunningham	.615 * Devon Collier
2012-13	73 (2.5) Eric Moreland	36 (1.1) Joe Burton	.574 Eric Moreland
2013-14	39 (2.0) Eric Moreland	31 (1.0) Roberto Nelson	.606 * Devon Collier
2014-15	41 (1.4) Daniel Gomis	95 (3.1) * Gary Payton II	.485 Gary Payton II
2015-16	39 (1.2) Drew Eubanks	80 (2.5) * Gary Payton II	.580 Drew Eubanks
2016-17	69 (2.2) Drew Eubanks	37 (1.4) Stephen Thompson Jr.	.587 Drew Eubanks
2017-18	55 (1.7) Drew Eubanks	55 (1.7) Stephen Thompson Jr.	.624 Drew Eubanks
2018-19	104 (3.35) * Kylor Kelley	52 (1.7) Tres Tinkle	.654 Kylor Kelley
2019-20	107 (3.45) * Kylor Kelley	54 (1.7) Tres Tinkle	.604 Kylor Kelley

\* led the conference

# ANNUAL STATISTICAL LEADERS

YEAR	FIELD GOALS MADE	FREE THROWS MADE	3-PT FG MADE	MINUTES PLAYED
1953-54	218 Swede Halbrook	178 Swede Halbrook	—	—
1954-55	151 Swede Halbrook	95 Swede Halbrook	—	—
1955-56	174 Dave Gambee	119 Dave Gambee	—	—
1956-57	180 Dave Gambee	165 Dave Gambee	—	—
1957-58	180 Dave Gambee	116 Dave Gambee	—	—
1958-59	118 Lee Harman	138 Lee Harman	—	—
1959-60	98 Jim Woodland	76 Jim Woodland	—	—
1960-61	111 Karl Anderson	68 Bob Jacobson	—	—
1961-62	193 Mel Counts	151 Mel Counts	—	—
1962-63	253 Mel Counts	155 Mel Counts	—	—
1963-64	269 Mel Counts	237 Mel Counts	—	—
1964-65	216 Jim Jarvis	116 Jim Jarvis	—	—
1965-66	133 Loy Petersen	96 L. Petersen/C. White	—	—
1966-67	164 Vince Fritz	130 Vince Fritz	—	—
1967-68	151 Vince Fritz	116 Vince Fritz	—	—
1968-69	163 Gary Freeman	88 Gary Freeman	—	—
1969-70	178 Vic Bartolome	62 Vic Bartolome	—	—
1970-71	188 Freddie Boyd	88 Freddie Boyd	—	—
1971-72	204 Freddie Boyd	146 Freddie Boyd	—	—
1972-73	144 Sam Whitehead	72 Sam Whitehead	—	—
1973-74	135 Lonnie Shelton	57 Paul Miller	—	—
1974-75	235 Lonnie Shelton	96 Lonnie Shelton	—	—
1975-76	199 Rocky Smith	86 George Tucker	—	—
1976-77	238 Rocky Smith	99 Rocky Smith	—	1,000 (34.5) Rocky Smith
1977-78	138 Rickey Lee	79 Rickey Lee	—	889 (32.9) Dwayne Allen
1978-79	197 Steve Johnson	104 Steve Johnson	—	961 (34.3) Ray Blume
1979-80	211 Steve Johnson	87 Steve Johnson	—	1,111 (37.0) Ray Blume
1980-81	235 Steve Johnson	119 Steve Johnson	—	903 (32.3) Ray Blume
1981-82	151 Lester Conner	146 Lester Conner	—	1,112 (37.1) William Brew
1982-83	199 Charlie Sitton	165 Charlie Sitton	—	1,113 (35.9) A.C. Green
1983-84	154 Charlie Sitton	141 A.C. Green	—	1,024 (35.3) Steve Woodside
1984-85	217 A.C. Green	157 A.C. Green	—	1,191 (38.4) A.C. Green
1985-86	137 Jose Ortiz	87 Jose Ortiz	—	981 (36.3) Steve Woodside
1986-87	248 Jose Ortiz	171 Jose Ortiz	16 Bill Sherwood	1,115 (37.2) Gary Payton
1987-88	180 Gary Payton	96 Bill Sherwood	31 Gary Payton	1,178 (38.0) Gary Payton
1988-89	208 Gary Payton	105 Gary Payton	82 Gary Payton	1,140 (38.0) Gary Payton
1989-90	288 Gary Payton	118 Gary Payton	52 Gary Payton	1,095 (37.8) Gary Payton
1990-91	180 Teo Alibegovic	120 Teo Alibegovic	37 Charles McKinney	968 (34.6) Chad Scott
1991-92	226 Scott Haskin	106 Scott Haskin	59 Charles McKinney	987 (31.8) Charles McKinney
1992-93	176 Scott Haskin	98 Scott Haskin	51 Charles McKinney	963 (35.7) Chad Scott
1993-94	144 Brent Barry	99 Stephane Brown	38 Brent Barry	959 (35.5) Brent Barry
1994-95	181 Brent Barry	153 Brent Barry	52 Brent Barry	1,012 (37.5) Brent Barry
1995-96	95 Markee Brown	76 J.D. Vetter	40 J.D. Vetter	859 (31.8) Markee Brown
1996-97	125 Carson Cunningham	125 Carson Cunningham	35 C. Benjamin/R. Grady	832 (30.8) Carson Cunningham
1997-98	185 Corey Benjamin	97 Corey Benjamin	51 Jerome Vaden	846 (30.2) John-Blair Bickerstaff
1998-99	142 Deandra Tanner	92 Deandra Tanner	57 Josh Steintal	987 (36.6) Deandra Tanner
1999-00	129 Deandra Tanner	82 Brian Jackson	60 Deandra Tanner	963 (34.4) Deandra Tanner
2000-01	140 Jason Heide	89 Jason Heide	46 Josh Steintal	1,013 (33.8) Adam Masten
2001-02	161 Philip Ricci	130 Philip Ricci	43 Joe See	894 (31.9) Philip Ricci
2002-03	173 Philip Ricci	111 Philip Ricci	51 Jimmie Haywood	934 (33.4) Lamar Hurd
2003-04	185 David Lucas	111 David Lucas	76 Chris Stephens	959 (34.2) Lamar Hurd
2004-05	163 David Lucas	100 J.S. Nash	48 Chris Stephens	919 (29.6) J.S. Nash
2005-06	126 Sasa Cuic	118 Sasa Cuic	38 Chris Stephens	972 (31.4) Chris Stephens
2006-07	196 Marcel Jones	66 Sasa Cuic	42 Sasa Cuic	1,064 (33.2) Josh Tarver
2007-08	121 Marcel Jones	46 Josh Tarver	40 Seth Tarver	879 (28.4) Seth Tarver
2008-09	140 Calvin Haynes	74 Roeland Schaftenaar	48 Calvin Haynes	1,203 (33.4) Rickey Claitt
2009-10	137 Calvin Haynes	83 Roeland Schaftenaar	50 Calvin Haynes	990 (30.9) Calvin Haynes
2010-11	117 Jared Cunningham	166 Jared Cunningham	42 Ahmad Starks	877 (29.2) Jared Cunningham
2011-12	198 Jared Cunningham	199 * Jared Cunningham	79 Ahmad Starks	1,245 (34.6) * Jared Cunningham
2012-13	179 Roberto Nelson	155 Roberto Nelson	64 Ahmad Starks	1,000 (31.3) Roberto Nelson
2013-14	200 Roberto Nelson	206 * Roberto Nelson	57 Roberto Nelson	1,052 (32.9) Roberto Nelson
2014-15	162 Gary Payton II	81 Malcolm Duvivier	47 Olaf Schaftenaar	1,125 (36.3) Gary Payton II
2015-16	205 Gary Payton II	108 Tres Tinkle	48 Stephen Thompson Jr.	1,096 (34.2) Gary Payton II
2016-17	182 Drew Eubanks	99 Drew Eubanks	58 JaQuori McLaughlin	1,083 (33.8) JaQuori McLaughlin
2017-18	192 Tres Tinkle	131 Tres Tinkle	64 Stephen Thompson Jr.	1,172 (36.6) Stephen Thompson Jr.
2018-19	215 Tres Tinkle	141 Tres Tinkle	61 Stephen Thompson Jr.	1,136 (36.6) Stephen Thompson Jr.
2019-20	188 Tres Tinkle	145 Tres Tinkle	51 Tres Tinkle	1,098 (35.4) Ethan Thompson

\* led the conference

# ANNUAL TEAM STATISTICS

YEAR	GP	FG-FGA	PCT	3FG-FGA	PCT	FT-FTA	PCT	REB (AVG)	PF	AST (AVG)	TO (AVG)	BLK (AVG)	STL (AVG)	PTS (AVG)
1953-54	29	638-1784	.360	—	—	510-896	.570	1139 (39.3)	579	—	—	—	—	1781 (61.8)
1954-55	30	680-1810	.376	—	—	469-725	.647	1250 (41.7)	508	—	—	—	—	1829 (60.9)
1955-56	26	536-1667	.321	—	—	417-709	.590	1150 (44.2)	460	—	—	—	—	1525 (58.8)
1956-57	26	519-1550	.335	—	—	522-759	.688	1130 (43.5)	432	—	—	—	—	1560 (60.0)
1957-58	26	635-1690	.376	—	—	412-637	.647	1178 (45.3)	500	—	—	—	—	1682 (64.7)
1958-59	26	578-1654	.349	—	—	380-592	.642	1281 (49.3)	536	—	—	—	—	1535 (59.0)
1959-60	26	534-1475	.362	—	—	392-642	.610	1261 (48.5)	516	—	—	—	—	1460 (56.2)
1960-61	26	582-1498	.389	—	—	417-595	.701	1115 (42.9)	494	—	—	—	—	1582 (60.8)
1961-62	29	746-1830	.407	—	—	518-723	.666	1499 (51.7)	498	—	—	—	—	2010 (69.3)
1962-63	31	790-1944	.406	—	—	449-608	.738	1439 (46.4)	588	—	—	—	—	2026 (65.4)
1963-64	29	800-1828	.438	—	—	518-739	.701	1302 (44.9)	578	—	—	—	—	2117 (73.0)
1964-65	26	577-1326	*.435	—	—	401-563	.712	914 (35.2)	499	—	—	—	—	1555 (59.6)
1965-66	28	630-1413	*.446	—	—	440-586	*.750	1028 (36.7)	446	—	—	—	—	1694 (60.5)
1966-67	28	606-1411	.429	—	—	386-575	.671	968 (34.6)	524	—	—	—	—	1598 (57.0)
1967-68	25	606-1235	*.491	—	—	378-511	*.740	773 (30.9)	446	—	—	—	—	1592 (63.7)
1968-69	26	643-1358	.474	—	—	360-538	*.669	981 (37.7)	492	—	—	—	—	1646 (63.3)
1969-70	26	698-1532	.456	—	—	327-476	.687	1014 (39.0)	469	—	—	—	—	1723 (66.2)
1970-71	26	801-1752	.457	—	—	381-554	.689	1082 (41.6)	535	449 (17.3)	—	—	—	1983 (76.3)
1971-72	28	830-1755	.473	—	—	503-677	*.745	1098 (39.2)	513	491 (17.5)	—	—	—	2163 (77.3)
1972-73	26	804-1762	.466	—	—	361-482	*.749	1093 (42.0)	565	461 (17.7)	—	—	—	1969 (75.7)
1973-74	26	758-1588	.477	—	—	329-479	.689	931 (35.8)	555	500 (19.2)	—	—	—	1845 (71.0)
1974-75	31	948-1938	*.489	—	—	395-557	*.709	1084 (35.0)	625	566 (18.3)	477 (15.4)	—	—	2291 (73.9)
1975-76	27	839-1597	*.525	—	—	393-548	.717	853 (31.6)	554	485 (18.0)	449 (16.6)	—	—	2071 (76.7)
1976-77	29	862-1723	.500	—	—	355-478	*.743	910 (31.3)	616	497 (17.1)	473 (16.3)	—	—	2079 (71.7)
1977-78	27	718-1532	.469	—	—	316-486	.650	843 (31.2)	609	437 (16.2)	495 (18.3)	55 (2.0)	210 (7.8)	1752 (64.9)
1978-79	28	842-1617	.521	—	—	408-615	.663	928 (33.1)	611	*571 (20.4)	477 (17.0)	73 (2.6)	*293 (10.5)	2092 (74.7)
1979-80	30	943-1732	*.544	—	—	432-627	.689	978 (32.6)	624	*651 (21.7)	500 (16.7)	54 (1.8)	*274 (9.1)	2318 (77.3)
1980-81	28	862-1528	*.564	—	—	420-626	.671	868 (31.0)	554	597 (21.3)	391 (14.0)	78 (2.8)	239 (8.5)	2144 (76.6)
1981-82	30	810-1518	*.534	—	—	467-653	.715	879 (29.3)	516	*490 (16.3)	420 (14.0)	54 (1.8)	*246 (8.2)	2087 (69.6)
1982-83	31	813-1597	.509	—	—	504-706	.714	896 (28.9)	577	*524 (16.9)	466 (15.0)	46 (1.5)	206 (6.6)	2130 (68.7)
1983-84	29	647-1253	.516	—	—	450-620	*.726	769 (26.5)	476	428 (14.8)	372 (12.9)	41 (1.4)	150 (5.2)	1744 (60.1)
1984-85	31	759-1445	*.525	—	—	444-662	.671	845 (27.3)	523	*501 (16.2)	407 (13.1)	59 (1.9)	225 (7.3)	1962 (63.3)
1985-86	27	667-1468	.454	—	—	310-487	.637	845 (31.3)	489	452 (16.7)	345 (12.8)	56 (2.1)	197 (7.3)	1644 (60.9)
1986-87	30	794-1678	.473	56-170	.329	405-592	.684	959 (32.0)	538	*514 (17.1)	358 (12.0)	107 (3.6)	*227 (7.6)	2049 (68.3)
1987-88	31	825-1676	.492	97-239	.406	346-499	.693	801 (25.8)	519	*573 (18.5)	349 (11.3)	53 (1.7)	*288 (9.3)	2093 (67.5)
1988-89	30	878-1798	.488	165-434	.380	393-578	.680	865 (28.8)	585	*579 (19.3)	333 (11.1)	83 (2.8)	*320 (10.7)	2314 (77.1)
1989-90	29	884-1816	.487	126-375	.336	378-558	.677	942 (32.5)	582	*538 (18.6)	322 (11.1)	101 (3.5)	*277 (9.6)	2272 (78.4)
1990-91	28	783-1642	.477	133-386	.345	385-520	*.740	886 (31.6)	451	468 (16.7)	391 (14.0)	97 (3.5)	211 (7.5)	2084 (74.4)
1991-92	31	860-1771	.486	165-467	.353	439-602	.729	982 (31.7)	535	549 (17.7)	461 (14.8)	113 (3.6)	238 (7.7)	2324 (75.0)
1992-93	27	656-1477	.444	143-440	.325	413-586	.705	890 (33.0)	477	425 (15.7)	418 (15.5)	111 (4.1)	219 (8.1)	1868 (69.2)
1993-94	27	676-1607	.421	135-450	.300	379-608	.623	896 (33.2)	527	366 (13.6)	445 (16.5)	56 (2.1)	*235 (8.7)	1866 (69.1)
1994-95	27	717-1561	.459	110-343	.321	496-702	.707	916 (33.9)	518	380 (14.1)	453 (16.8)	66 (2.4)	211 (7.8)	2040 (75.6)
1995-96	27	544-1346	.404	130-415	.313	300-477	.629	778 (28.8)	522	303 (11.2)	454 (16.8)	41 (1.5)	188 (7.0)	1518 (56.2)
1996-97	27	666-1531	.435	149-459	.325	383-619	.619	982 (36.4)	571	364 (13.5)	521 (19.3)	90 (3.3)	189 (7.0)	1864 (69.0)
1997-98	30	775-1683	.460	155-470	.330	417-691	.603	1070 (35.7)	633	433 (14.4)	519 (17.3)	103 (3.4)	256 (8.5)	2122 (70.7)
1998-99	29	618-1433	.431	161-460	.350	350-567	.617	998 (37.0)	494	339 (12.5)	426 (15.8)	97 (3.3)	*173 (6.0)	1747 (64.7)
1999-00	29	714-1605	.445	206-571	.361	383-584	.656	1008 (34.8)	613	447 (15.4)	476 (16.4)	84 (2.9)	221 (7.6)	2017 (69.6)
2000-01	30	632-1448	.436	217-650	.334	375-516	.727	821 (27.4)	544	399 (13.3)	380 (12.7)	46 (1.5)	155 (5.2)	1856 (61.9)
2001-02	29	643-1431	.449	187-528	.354	393-542	.725	876 (30.2)	494	401 (13.8)	414 (14.3)	71 (2.4)	129 (4.4)	1866 (64.3)
2002-03	28	671-1595	.421	126-420	.300	435-634	.686	1022 (36.5)	464	382 (13.6)	383 (13.7)	98 (3.5)	150 (5.4)	1903 (68.0)
2003-04	28	728-1738	.419	162-475	.341	400-575	.696	1009 (36.0)	510	399 (14.3)	395 (14.1)	64 (2.3)	203 (7.3)	2018 (72.1)
2004-05	32	810-1826	.444	194-509	.381	514-710	.724	1094 (34.2)	560	429 (13.4)	471 (14.7)	*126 (3.9)	193 (6.0)	2328 (72.8)
2005-06	31	704-1605	.439	166-470	.353	469-674	.696	1028 (33.2)	530	363 (11.7)	479 (15.5)	*147 (4.7)	171 (5.5)	2043 (65.9)
2006-07	32	755-1807	.418	169-583	.290	349-586	.596	1028 (32.1)	564	387 (12.1)	430 (13.4)	98 (3.1)	*246 (7.7)	2028 (63.4)
2007-08	31	684-1831	.374	168-579	.290	322-496	.649	1070 (34.5)	570	327 (10.5)	390 (12.6)	90 (2.9)	168 (5.4)	1858 (59.9)
2008-09	36	805-1725	.467	222-624	.356	357-553	.646	1038 (28.8)	557	465 (12.9)	477 (13.2)	68 (1.9)	242 (6.7)	2189 (60.8)
2009-10	32	670-1556	.431	140-475	.295	449-665	.675	1020 (31.9)	528	365 (11.4)	479 (14.9)	63 (1.9)	*261 (8.2)	1929 (60.3)
2010-11	31	737-1727	.427	160-527	.304	513-753	.681	1064 (34.3)	575	374 (12.1)	472 (15.2)	68 (2.2)	*293 (9.5)	2147 (69.3)
2011-12	36	995-2093	.475	221-616	.359	630-931	.677	1254 (34.8)	672	567 (15.8)	507 (14.1)	166 (4.6)	*328 (9.1)	*2841 (78.9)
2012-13	32	829-1855	.447	186-511	.364	460-687	.670	1185 (37.0)	509	457 (14.3)	432 (13.5)	147 (4.6)	202 (6.3)	2304 (72.0)
2013-14	32	825-1689	.488	177-451	*.392	598-860	.695	1097 (34.3)	607	430 (13.4)	432 (13.5)	152 (4.8)	155 (4.8)	2425 (75.8)
2014-15	31	665-1577	.422	160-495	.323	397-573	.693	973 (31.4)	590	373 (12.0)	365 (11.8)	123 (4.0)	241 (7.8)	1887 (60.9)
2015-16	32	811-1843	.440	218-587	.371	461-687	.671	1101 (34.4)	643	432 (13.5)	361 (11.3)	106 (3.3)	236 (7.4)	2301 (71.9)
2016-17	32	721-1686	.428	203-586	.346	376-569	.661	1042 (32.6)	610	380 (11.9)	491 (15.3)	118 (3.7)	177 (5.5)	2021 (63.2)
2017-18	32	830-1779	.467	192-583	.329	487-688	.708	1118 (34.9)	642	475 (14.8)	424 (13.3)	116 (3.6)	212 (6.6)	2339 (73.1)
2018-19	31	800-1728	.463	203-633	.321	472-636	.742	1091 (35.2)	536	465 (15.0)	384 (12.4)	164 (5.3)	185 (6.0)	2275 (73.4)
2019-20	31	766-1667	.460	189-582	.325	486-647	*.751	1009 (32.5)	497	455 (14.7)	*357 (11.5)	151 (4.9)	192 (6.2)	2207 (71.2)

\* led the conference

# OREGON STATE IN THE POLLS

## 1953-54 SEASON

DATE	AP	UPI
Dec. 8	13	—
Dec. 15	11	15
Dec. 22	12	11
Dec. 29	4	4
Jan. 5	10	11
Jan. 12	—	20
Jan. 19	—	16
Jan. 26	—	17
Feb. 9	—	17
March 2	—	20
March 9	t-16	16

## 1954-55 SEASON

DATE	AP	UPI
Dec. 7	—	17
Jan. 18	—	19
Jan. 25	—	19
Feb. 1	19	15
Feb. 8	18	15
Feb. 15	16	14
Feb. 22	—	14
March 1	14	12
March 8	10	8

## 1957-58 SEASON

DATE	AP	UPI
Dec. 17	17	10
Dec. 24	—	17
Dec. 31	18	11
Jan. 7	15	10
Jan. 14	16	11
Jan. 21	—	13
Jan. 28	20	14
Feb. 4	—	16
March 4	—	20
March 11	—	16

## 1961-62 SEASON

DATE	AP	UPI
Jan. 2	—	10
Jan. 9	—	9
Jan. 16	—	10
Jan. 23	—	10
Jan. 30	—	9
Feb. 6	10	9
Feb. 13	6	6
Feb. 20	10	8
Feb. 27	—	11
March 6	—	13
March 13	—	11

## 1962-63 SEASON

DATE	AP	UPI
Preseason	7	—
Dec. 4	7	5
Dec. 11	9	6
Dec. 18	—	13
Jan. 1	—	10
Jan. 8	—	11
Jan. 15	10	10
Jan. 22	—	12
Jan. 29	9	9
Feb. 5	—	10
Feb. 12	—	10
Feb. 19	—	13
Feb. 26	—	19
March 5	—	15
March 12	—	14

## 1963-64 SEASON

DATE	AP	UPI
Preseason	10	—
Dec. 10	9	7
Dec. 17	—	10
Dec. 24	9	7

Dec. 31	8	8
Jan. 7	6	6
Jan. 14	7	7
Jan. 21	10	10
Jan. 28	—	10
Feb. 4	—	10
Feb. 11	9	8
Feb. 18	7	6
Feb. 25	6	5
March 3	6	5
March 10	6	5

## 1965-66 SEASON

DATE	AP	UPI
Jan. 4	—	t-20
Feb. 22	—	19
March 1	—	14
March 8	—	15

## 1970-71 SEASON

DATE	AP	UPI
Jan. 12	20	—

## 1972-73 SEASON

DATE	AP	UPI
Jan. 30	—	17
Feb. 6	—	18

## 1974-75 SEASON

DATE	AP	UPI
Feb. 11	17	11
Feb. 18	20	11
Feb. 25	17	10
March 4	15	10
March 11	15	—
March 18	13	—
April 2	18	—

## 1975-76 SEASON

DATE	AP	UPI
Jan. 13	17	20
Jan. 20	13	11
Jan. 27	16	15
Feb. 3	—	18

## 1979-80 SEASON

DATE	AP	UPI
Preseason	17	—
Dec. 4	15	14
Dec. 11	14	12
Dec. 18	19	20
Dec. 26	18	19
Jan. 1	14	12
Jan. 8	9	7
Jan. 15	4	7
Jan. 22	2	2
Jan. 29	2	2
Feb. 5	4	4
Feb. 12	4	4
Feb. 19	6	5
Feb. 26	6	5
March 4	5	5

## 1980-81 SEASON

DATE	AP	UPI
Preseason	7	—
Dec. 2	6	—
Dec. 9	5	5
Dec. 16	4	4
Dec. 23	4	4
Dec. 30	2	2
Jan. 6	2	2
Jan. 13	1	1
Jan. 20	1	1
Jan. 27	t-1	1
Feb. 3	2	1
Feb. 10	2	1

Feb. 17	2	1
Feb. 24	1	1
March 3	1	1
March 10	2	2

## 1981-82 SEASON

Date	AP	UPI
Dec. 8	19	15
Dec. 15	20	—
Dec. 22	16	15
Dec. 29	15	12
Jan. 5	17	19
Jan. 12	15	14
Jan. 19	12	10
Jan. 26	8	7
Feb. 2	10	7
Feb. 9	6	6
Feb. 16	5	5
Feb. 23	4	4
March 2	4	4
March 9	4	4

## 1982-83 SEASON

DATE	AP	UPI
Preseason	10	—
Nov. 30	19	—

## 1983-84 SEASON

DATE	AP	UPI
Preseason	10	—
Nov. 29	10	—
Dec. 6	18	17
Dec. 13	14	14
Dec. 20	15	14
Dec. 27	19	—
Jan. 3	15	16
Jan. 10	16	14
Jan. 17	11	10
Jan. 24	—	20
Jan. 31	—	20
Feb. 21	20	15
Feb. 28	20	20
March 6	20	17
March 13	17	20

## 1984-85 SEASON

DATE	AP	UPI
Jan. 8	20	12
Jan. 15	14	11
Jan. 22	10	8
Jan. 29	14	12
Feb. 5	16	11
Feb. 12	18	17
Feb. 19	19	17

## 1988-89 SEASON

DATE	AP	UPI
Dec. 6	—	20

## 1989-90 SEASON

DATE	AP	UPI
Dec. 5	24	20
Dec. 12	23	—
Dec. 19	21	17
Dec. 26	23	—
Jan. 2	23	—
Jan. 9	22	—
Jan. 16	18	—
Jan. 23	17	16
Jan. 30	21	—
Feb. 6	18	17
Feb. 13	16	16
Feb. 20	17	18
Feb. 27	16	15
March 6	22	—
March 13	22	—

# STREAKS

## OVERALL WINNING STREAKS

STREAK	YEARS
27	1904-05 to 1906-07
26	1980-81
17	twice: 1916-17 to 1917-18; 1921-22 to 1922-23
16	1961-62
14	1979-80
13	twice: 1911-12 to 1912-13; 1954-55
12	1963-64
10	seven times: last in 1989-90

## OVERALL LOSING STREAKS

STREAK	YEARS
25	2007-2008 to 2008-09
14	twice: 1995-96; 2016-17
10	twice: 1920-21; 1949-50 to 1950-51
9	twice: 1919-20; 1993-94 to 1994-95

## OVERALL HOME WINNING STREAKS

STREAK	YEARS
24	1979-80 to 1980-81
17	twice: 1983-84 to 1984-85; 1989-90 to 1990-91

## OVERALL HOME LOSING STREAKS

STREAK	YEARS
12	2007-2008 to 2008-09
7	2016-17
6	three times: 1955-56; 1995-96; 2006-07

## OVERALL ROAD WINNING STREAKS

STREAK	YEARS
13	1980-81 to 1981-82
7	1965-66 to 1966-67
6	three times: 1954-55; 1961-62; 1962-63 to 1963-64

## OVERALL ROAD LOSING STREAKS

STREAK	YEARS
22	2016-17 to 2017-18
21	1995-96 to 1996-97
16	1993-94 to 1994-95

## OVERALL ROAD & NEUTRAL WINNING STREAKS

STREAK	YEARS
15	1980-81
9	twice: 1961-62; 1989-90

## OVERALL ROAD & NEUTRAL LOSING STREAKS

STREAK	YEARS
19	2016-17 to 2017-18
17	1993-94 to 1994-95
14	1995-96 to 1996-97

## CONFERENCE WINNING STREAKS

STREAK	YEARS
20	1979-80 to 1980-81
14	1953-54 to 1954-55
12	1916-17 to 1917-18

## CONFERENCE LOSING STREAKS

STREAK	YEARS
21	2007-08 to 2008-09
16	1919-20 to 1920-21
14	twice: 1995-96; 2016-17

(home, road and neutral-site records date to 1949-50)



# ANNUAL WIN-LOSS RECORD

YEAR	COACH	OVERALL					CONFERENCE					POSTSEASON
		RECORD	PCT.	HOME	AWAY	NEUTRAL	RECORD	PLACE	HOME	AWAY		
1901-02	J.B. Patterson	1-2	.333	—	—	—	—	none	—	—		
1902-03	Viggers/Trine	5-1	.833	—	—	—	—	none	—	—		
1903-04	Thorpe/Trine	7-3	.700	—	—	—	—	none	—	—		
1904-05	W.O. Trine	5-3	.625	—	—	—	—	none	—	—		
1905-06	W.O. Trine	10-0	1.000	—	—	—	—	none	—	—		
1906-07	W.O. Trine	17-1	.944	—	—	—	—	none	—	—		
1907-08	Roy Heater	7-4	.636	—	—	—	—	none	—	—		
1908-09	E.D. Angell	10-1	.909	—	—	—	3-0	1st NWC	1-0	2-0		
1909-10	E.D. Angell	9-7	.563	—	—	—	6-6	3rd NWC	—	—		
1910-11	Clifford Reed	3-5	.375	—	—	—	1-1	4th NWC	1-1	0-0		
1911-12	E.J. Stewart	16-3	.842	11-0	5-3	0-0	9-2	1st NWC	6-0	3-2		
1912-13	E.J. Stewart	15-7	.682	—	—	—	9-7	3rd NWC	6-2	3-5		
1913-14	E.J. Stewart	10-8	.556	—	—	—	5-7	4th NWC	4-2	1-5		
1914-15	E.J. Stewart	10-10	.500	—	—	—	3-9	6th NWC	2-4	1-5		
1915-16	E.J. Stewart	16-5	.762	8-1	8-4	0-0	5-3	t-1st PCC	3-1	2-2		
1916-17	Everett May	11-7	.611	—	—	—	7-6	4th PCC	3-2	4-4		
1917-18	Howard Ray	15-0	1.000	—	—	—	10-0	1st PCC North	6-0	4-0		
1918-19	H.W. Hargiss	3-13	.188	2-4	1-9	0-0	3-9	4th PCC North	2-4	1-5		
1919-20	H.W. Hargiss	7-12	.368	—	—	—	5-7	t-4th PCC	4-4	1-3		
1920-21	R.B. Rutherford	6-17	.261	—	—	—	2-14	6th PCC	1-5	1-9		
1921-22	R.B. Rutherford	21-2	.913	—	—	—	10-2	2nd PCC	4-2	6-0		
1922-23	Bob Hager	19-7	.731	—	—	—	4-4	t-3rd PCC North	3-1	1-3		
1923-24	Bob Hager	20-5	.800	8-0	12-5	0-0	6-2	2nd PCC North	4-0	2-2		
1924-25	Bob Hager	29-8	.784	—	—	—	7-2	t-1st PCC North	4-1	3-1	PCC	
1925-26	Bob Hager	18-6	.750	—	—	—	6-4	2nd PCC North	4-1	2-3		
1926-27	Bob Hager	14-11	.560	—	—	—	4-6	4th PCC North	3-2	1-4		
1927-28	Bob Hager	15-16	.488	—	—	—	4-6	t-3rd PCC North	3-2	1-4		
1928-29	Slats Gill	12-8	.600	—	—	—	4-6	4th PCC North	2-3	2-3		
1929-30	Slats Gill	14-13	.519	—	—	—	7-9	4th PCC North	3-5	4-4		
1930-31	Slats Gill	19-9	.679	—	—	—	9-7	3rd PCC North	5-3	4-4		
1931-32	Slats Gill	12-12	.500	—	—	—	8-8	3rd PCC North	4-4	4-4		
1932-33	Slats Gill	21-6	.778	—	—	—	12-4	1st PCC	5-3	7-1	PCC	
1933-34	Slats Gill	14-10	.583	—	—	—	7-9	3rd PCC North	5-3	2-6		
1934-35	Slats Gill	19-9	.679	—	—	—	12-4	1st PCC North	8-0	4-4	PCC	
1935-36	Slats Gill	16-9	.540	—	—	—	10-6	2nd PCC North	6-2	4-4		
1936-37	Slats Gill	11-15	.423	—	—	—	5-11	4th PCC North	3-5	2-6		
1937-38	Slats Gill	17-16	.515	—	—	—	6-14	5th PCC North	4-6	2-8		
1938-39	Slats Gill	13-11	.542	—	—	—	6-10	4th PCC North	4-4	2-6		
1939-40	Slats Gill	27-11	.711	7-2	12-8	8-1	12-4	1st PCC North	6-2	6-2	PCC	
1940-41	Slats Gill	19-9	.679	10-1	6-8	3-0	9-7	2nd PCC North	7-1	2-6		
1941-42	Slats Gill	18-9	.667	6-2	10-7	2-0	11-5	1st PCC North	6-2	5-3	PCC	
1942-43	Slats Gill	19-9	.679	13-2	6-7	0-0	8-8	4th PCC North	6-2	2-6		
1943-44	Slats Gill	8-16	.333	5-8	3-8	0-0	5-11	t-3rd PCC North	3-5	2-6		
1944-45	Slats Gill	20-8	.714	13-2	7-6	0-0	10-6	3rd PCC North	7-1	3-5		
1945-46	Slats Gill	13-11	.542	7-4	4-7	2-0	10-6	2nd PCC North	6-2	4-4		
1946-47	Slats Gill	28-5	.848	14-0	11-4	3-1	13-3	1st PCC	8-0	5-3	PCC, NCAA	
1947-48	Slats Gill	21-13	.618	13-4	7-7	1-2	10-6	t-1st PCC North	7-1	3-5	PCC	
1948-49	Slats Gill	24-12	.667	13-4	6-5	5-3	12-4	1st PCC	8-0	4-0	PCC, NCAA	
1949-50 *	Slats Gill	13-14	.481	8-6	5-8	0-0	8-8	t-2nd PCC North	6-2	2-6		
1950-51	Slats Gill	14-18	.438	7-6	4-12	3-0	6-10	t-4th PCC North	4-4	2-6		
1951-52	Slats Gill	9-19	.596	5-10	3-9	1-0	3-13	5th PCC North	2-6	1-7		
1952-53	Slats Gill	11-18	.379	6-9	3-9	2-0	6-10	4th PCC North	3-5	3-5		
1953-54	Slats Gill	19-10	.733	10-3	6-3	3-4	11-5	1st PCC North	6-2	5-3	PCC	
1954-55	Slats Gill	22-8	.733	14-3	7-3	1-2	15-1	1st PCC	8-0	7-1	PCC, NCAA	
1955-56	Slats Gill	8-18	.308	5-9	2-7	1-2	5-11	t-6th PCC	3-6	2-5		
1956-57	Slats Gill	11-15	.423	7-5	4-8	0-2	6-10	6th PCC	4-3	2-7		
1957-58	Slats Gill	20-6	.769	12-1	7-4	1-1	12-4	t-1st PCC	7-1	5-3	PCC	
1958-59	Slats Gill	13-13	.500	9-6	4-7	0-0	7-9	6th PCC	3-5	4-4		
1959-60 **	Gill/Valenti	15-11	.750	10-4	4-7	1-0	—	independent	—	—		
1960-61	Slats Gill	14-12	.538	8-4	3-8	3-0	—	independent	—	—		
1961-62	Slats Gill	24-5	.828	12-1	8-3	4-1	—	independent	—	—	NCAA	
1962-63	Slats Gill	22-9	.710	9-3	6-3	7-3	—	independent	—	—	NCAA	
1963-64	Slats Gill	25-4	.862	12-0	9-2	4-2	—	independent	—	—	NCAA	
1964-65	Paul Valenti	16-10	.615	9-3	3-7	4-0	7-7	4th AAWU	5-2	2-5		
1965-66	Paul Valenti	21-7	.750	9-1	8-5	4-1	12-2	1st AAWU	6-1	6-1	NCAA	
1966-67	Paul Valenti	14-14	.500	7-4	6-7	1-3	8-6	t-2nd AAWU	4-3	4-3		
1967-68	Paul Valenti	12-13	.480	7-4	2-7	3-2	5-9	t-5th AAWU	4-3	1-6		
1968-69	Paul Valenti	12-14	.462	7-4	4-8	1-2	5-9	t-5th Pac-8	3-4	2-5		
1969-70	Paul Valenti	10-16	.385	8-4	1-10	1-2	4-10	7th Pac-8	4-3	0-7		

YEAR	COACH	OVERALL			CONFERENCE						
		RECORD	PCT.	HOME	AWAY	NEUTRAL	RECORD	PLACE	HOME	AWAY	POSTSEASON
1970-71	Ralph Miller	12-14	.462	7-5	1-9	4-0	4-10	6th Pac-8	3-4	1-6	
1971-72	Ralph Miller	18-10	.643	9-4	7-5	2-1	9-5	t-3rd Pac-8	4-3	5-2	
1972-73	Ralph Miller	15-11	.577	9-2	3-8	3-1	6-8	t-5th Pac-8	6-1	0-7	
1973-74	Ralph Miller	13-13	.500	7-4	2-8	4-1	6-8	5th Pac-8	4-3	2-5	
1974-75	Ralph Miller	19-12	.613	10-2	7-5	2-5	10-4	2nd Pac-8	5-2	5-2	NCAA
1975-76 ***	Ralph Miller	18-9	.667	8-2	6-5	4-2	10-4	t-2nd Pac-8	5-2	5-2	
1976-77	Ralph Miller	16-13	.552	6-5	7-6	3-2	8-6	t-3rd Pac-8	5-2	3-4	
1977-78	Ralph Miller	16-11	.593	10-2	4-6	2-3	9-5	2nd Pac-8	5-2	4-3	
1978-79	Ralph Miller	18-10	.643	11-2	5-7	2-1	11-7	3rd Pac-10	8-1	3-6	NIT
1979-80	Ralph Miller	26-4	.867	13-0	10-3	3-1	16-2	1st Pac-10	9-0	7-2	NCAA
1980-81	Ralph Miller	26-2	.929	11-1	12-0	3-1	17-1	1st Pac-10	8-1	9-0	NCAA
1981-82	Ralph Miller	25-5	.833	11-0	8-3	6-2	16-2	1st Pac-10	9-0	7-2	NCAA
1982-83	Ralph Miller	20-11	.645	11-4	6-6	3-1	12-6	t-3rd Pac-10	7-2	5-4	NIT
1983-84	Ralph Miller	22-7	.759	11-0	7-6	4-1	15-3	t-1st Pac-10	9-0	6-3	NCAA
1984-85	Ralph Miller	22-9	.710	9-4	10-5	3-0	12-6	t-3rd Pac-10	6-3	6-3	NCAA
1985-86	Ralph Miller	12-15	.444	5-7	5-7	2-1	8-10	t-5th Pac-10	3-6	5-4	
1986-87	Ralph Miller	19-11	.633	10-4	7-5	2-2	10-8	t-3rd Pac-10	6-3	4-5	Pac-10, NIT
1987-88	Ralph Miller	20-11	.645	9-3	6-6	5-2	12-6	t-2nd Pac-10	7-2	5-4	Pac-10, NCAA
1988-89	Ralph Miller	22-8	.733	10-2	8-4	4-2	13-5	t-3rd Pac-10	7-2	6-3	Pac-10, NCAA
1989-90	Jim Anderson	22-7	.759	11-1	8-5	3-1	15-3	t-1st Pac-10	9-0	6-3	Pac-10, NCAA
1990-91	Jim Anderson	14-14	.500	12-2	1-11	1-1	8-10	t-5th Pac-10	7-2	1-8	
1991-92	Jim Anderson	15-16	.484	9-5	3-10	3-1	7-11	7th Pac-10	5-4	2-7	
1992-93	Jim Anderson	13-14	.481	8-4	4-9	1-1	9-9	t-5th Pac-10	5-4	4-5	
1993-94	Jim Anderson	6-21	.222	4-9	0-10	2-2	2-16	10th Pac-10	2-7	0-9	
1994-95	Jim Anderson	9-18	.333	7-5	2-11	0-2	6-12	7th Pac-10	4-5	2-7	
1995-96	Eddie Payne	6-21	.222	4-8	2-10	0-3	4-14	9th Pac-10	3-6	1-8	
1996-97	Eddie Payne	7-20	.259	6-7	0-12	1-1	3-15	9th Pac-10	3-6	0-9	
1997-98	Eddie Payne	13-17	.453	7-8	4-8	2-1	3-15	t-9th Pac-10	1-8	2-7	
1998-99	Eddie Payne	13-14	.481	12-2	1-9	0-3	7-11	t-7th Pac-10	7-2	0-9	
1999-00	Eddie Payne	13-16	.448	9-6	2-9	2-1	5-13	t-8th Pac-10	3-6	2-7	
2000-01	Ritchie McKay	10-20	.333	7-7	1-10	2-3	4-14	t-9th Pac-10	3-6	1-8	
2001-02	Ritchie McKay	12-17	.413	8-7	4-8	0-2	4-14	9th Pac-10	2-7	2-7	
2002-03	Jay John	13-15	.464	7-7	6-7	0-1	6-12	t-6th Pac-10	3-6	3-6	Pac-10
2003-04	Jay John	12-16	.429	11-6	1-10	0-0	6-12	9th Pac-10	5-4	1-8	
2004-05	Jay John	17-15	.531	12-2	2-10	3-3	8-10	5th Pac-10	8-1	0-9	Pac-10, NIT
2005-06	Jay John	13-18	.419	7-6	2-10	4-2	5-13	t-8th Pac-10	3-6	2-7	Pac-10
2006-07	Jay John	11-21	.344	8-11	3-9	0-1	3-15	9th Pac-10	2-7	1-8	Pac-10
2007-08 ****	John/Mouton	6-25	.194	3-12	2-11	1-2	0-18	10th Pac-10	0-9	0-9	Pac-10
2008-09	Craig Robinson	18-18	.500	13-7	5-10	0-1	7-11	8th Pac-10	4-5	3-6	Pac-10, CBI
2009-10	Craig Robinson	14-18	.438	9-7	4-9	1-2	8-10	t-5th Pac-10	5-4	3-6	Pac-10, CBI
2010-11	Craig Robinson	11-20	.355	9-7	1-12	1-1	5-13	9th Pac-10	5-4	0-9	Pac-10
2011-12	Craig Robinson	21-15	.583	14-6	4-7	3-2	7-11	8th Pac-12	5-4	2-7	Pac-12, CBI
2012-13	Craig Robinson	14-18	.438	9-8	3-8	2-2	4-14	t-11th Pac-12	2-7	2-7	Pac-12
2013-14	Craig Robinson	16-16	.500	12-5	3-9	1-2	8-10	10th Pac-12	6-3	2-7	Pac-12, CBI
2014-15	Wayne Tinkle	17-14	.548	15-2	2-9	0-3	8-10	7th Pac-12	7-2	1-8	Pac-12
2015-16	Wayne Tinkle	19-13	.594	14-3	4-8	1-2	9-9	t-6th Pac-12	7-2	2-7	Pac-12, NCAA
2016-17	Wayne Tinkle	5-27	.156	5-12	0-13	0-2	1-17	12th Pac-12	1-8	0-9	Pac-12
2017-18	Wayne Tinkle	16-16	.500	13-4	1-9	2-3	7-11	10th Pac-12	6-3	1-8	Pac-12
2018-19	Wayne Tinkle	18-13	.581	10-6	6-5	2-2	10-8	t-4th Pac-12	5-4	5-4	Pac-12
2019-20 *****	Wayne Tinkle	18-13	.581	12-4	3-8	3-1	7-11	t-8th Pac-12	5-4	2-7	Pac-12
<b>TOTALS</b>		<b>^1,763-1,363</b>	<b>.564</b>				<b>805-847</b>				

^ Oregon State's overall record as recognized by the NCAA

\* 1949-50 was the first season in Gill Coliseum

\*\* In 1959-60, Slat Gill missed 12 games due to illness. OSU went 6-8 under Gill and 9-3 under Paul Valenti

\*\*\* In 1975-76, the NCAA required OSU to forfeit 15 wins under a court injunction

\*\*\*\* In 2007-08, Kevin Mouton replaced Jay John as interim coach after John compiled a 6-12 record

\*\*\*\*\* Oregon State was scheduled to play No. 1-seed Oregon in the quarterfinals of the 2020 Pac-12 Tournament, but the game was canceled due to COVID-19

# YEAR-BY-YEAR RESULTS

**NOTE:** Numbers following opponent's name indicate the Associated Press ranking at the time of the game. OSU's score is listed first. Date, site and attendance are listed if available.

## 1901-02 1-2

**Head Coach:** J.B. Patterson

Willamette	A	L	11-63
Monmouth	H	L	10-11
Willamette		W	14-10

## 1902-03 5-1

**Head Coach:** J.W. Viggers

Pacific		W	25-5
Willamette	H	W	13-10
Dallas College		L	15-21
McMinnville College	H	W	30-4
1/24 Oregon	H	W	32-2
3/13 Oregon	A	W	24-22

## 1903-04 7-3

**Head Coach:** W.O. Trine

Portland YMCA		W	26-16
Willamette	A	L	12-14
Dallas College	A	L	4-13
McMinnville College		W	20-10
2/5 Oregon	A	W	25-22
Washington	H	W	22-19
2/26 Oregon	H	W	30-12
Portland YMCA		W	19-14
Salem YMCA		W	44-10
Dallas College	H	L	17-15

## 1904-05 5-3

**Head Coach:** W.O. Trine

Willamette		W	45-5
Monmouth Normal		W	41-9
Portland YMCA	A	L	29-27
Oregon City YMCA	A	W	20-14
Dallas College		L	16-25
Willamette	H	W	22-3
Willamette	A	L	18-19
Dallas College	H	W	25-12

## 1905-06 10-0

**Head Coach:** W.O. Trine

Salem YMCA		W	33-7
Monmouth Normal		W	23-16
2/2 Oregon	A	W	17-15 ot
Dallas College	A	W	18-17
Willamette		W	21-7
Red Men, Minnesota	H	W	25-15
2/23 Oregon	H	W	32-6
Dallas College	H	W	17-11
Chicago Meteors	H	W	27-20
Ashland A.C.	A	W	63-21

## 1906-07 17-1

**Head Coach:** W.O. Trine

Monmouth All-Stars		W	43-15
Albany College	H	W	74-0
Evergreen A.C.	A	W	58-15
Winlock A.C.	A	W	104-5
Centralia H.S.	A	W	82-28
Seattle YMCA	A	W	41-30
W.N.G., Snohomish	A	W	41-33
Pendleton H.S.	A	W	63-9
Weston Normal	A	W	53-27
Spokane A.C.	A	W	70-30
1/8 Washington State	A	W	30-14
Pacific	H	W	73-2
2/2 Oregon	A	W	44-18

Friendlies, Eugene	H	W	63-6
Friendlies, Eugene		W	55-16
2/22 Oregon	H	W	41-7
Chicago Crescents	H	L	34-28
Chicago Crescents	H	W	38-32

## 1907-08 7-4

**Head Coach:** Roy Heater

Dallas College	A	L	11-43
Alaska Brotherhood	H	L	21-26
Salem YMCA		W	43-19
1/11 Oregon	A	W	27-21
Willamette		W	52-13
Willamette		W	28-13
2/1 Oregon	H	W	31-14
Chemawa Indians		W	30-10
Dallas College	H	L	10-32
Muscatine, Iowa	H	L	27-33
Muscatine, Iowa	H	W	34-28

## 1908-09 10-1, 3-0

**NORTHWEST CONFERENCE CHAMPIONS**

**Head Coach:** E.D. Angell

Portland YMCA		W	17-16
Cook's Gym, Spokane	H	W	35-13
O.N.G., Eugene		W	40-15
Ashland A.C.	H	W	36-13
Ashland A.C.	H	W	28-15
2/20 * Washington State	H	W	30-16
Los Angeles A.C.	H	W	28-18
* Whitman	A	W	16-15
2/27 * Washington State	A	W	16-14
Multnomah AAC	A	L	13-26
Multnomah AAC	H	W	18-11

\* NWC contest (1st place)

## 1909-10 9-7, 6-6

**Head Coach:** E.D. Angell

OAC Alumni	H	L	13-37
Portland Medical College		W	28-17
Philomath College	H	W	54-20
Willamette		W	38-27
* Whitman		L	26-29
* Whitman		W	25-19
2/11 * Washington State	H	L	15-27
2/12 * Washington State	H	L	24-27
2/18 * Washington State	A	L	18-29
* Idaho	A	L	25-28
* Idaho	A	W	22-15
* Whitman	A	L	20-21
* Idaho	H	W	18-16 ot
3/4 * Washington	H	W	26-14
3/9 * Oregon	A	W	21-20
3/12 * Oregon	H	W	44-20

\* NWC contest (3rd place)

## 1910-11 3-5, 1-1

**Head Coach:** Clifford Reed

OAC Alumni		L	22-30
Alco Club		W	41-10
Portage, Wisconsin	H	L	14-44
Willamette		L	15-25
Alco Club	A	W	24-10
2/16 * Washington	H	L	21-28
Willamette		L	18-22
3/1 * Washington State	H	W	33-9

\* NWC contest (4th place)

**1911-12**

**16-3, 9-2**

**NORTHWEST CONFERENCE CHAMPIONS**

**Head Coach:** E.J. Stewart

Corvallis Town Team	H	W	26-16
Dallas College	H	W	58-12
Philomath College	H	W	37-2
Pacific	H	W	47-5
Willamette	H	W	45-9
Willamette	A	W	25-1
Mt. Angel	A	W	38-6
2/19 * Washington	A	L	11-13
2/20 * Washington	A	L	17-20
Gonzaga	A	L	11-13
* Idaho	A	W	30-11
2/23 * Washington State	A	W	19-14
2/24 * Washington State	A	W	12-4
* Idaho	H	W	26-14
* Idaho	H	W	20-1
3/2 * Washington State	H	W	29-12
3/6 * Washington State	H	W	15-5
3/12 * Washington	H	W	18-12
3/13 * Washington	H	W	9-8

\* NWC contest (1st place)

**1912-13**

**15-7, 9-7**

**Head Coach:** E.J. Stewart

Silverton AC		W	26-18
O.N.G., Corvallis		W	30-5
O.N.G., Corvallis		W	15-13
* Idaho	H	W	23-12
* Idaho	H	L	20-21
* Idaho	A	W	12-10
* Idaho	A	W	13-9
1/25 * Washington State	A	L	20-22
1/27 * Washington State	A	L	11-16
Multnomah AAC		W	21-12
2/14 * Washington	A	L	15-28
2/15 * Washington	A	L	14-18
2/19 * Washington	H	W	18-14
2/20 * Washington	H	W	14-7
Multnomah AAC		W	21-12
Willamette		W	16-14
2/28 * Washington State	H	W	13-4
3/1 * Washington State	H	W	23-20
3/5 * Oregon	A	W	20-9
3/6 * Oregon	A	L	12-14 ot
3/7 * Oregon	H	L	13-21
3/8 * Oregon	H	W	13-8

\* NWC contest (3rd place)

**1913-14**

**10-8, 5-7**

**Head Coach:** E.J. Stewart

OAC Alumni	H	W	58-12
1/15 Washington State	H	W	24-12
1/17 Washington State	H	W	29-12
1/23 * Washington	A	L	24-34
1/24 * Washington	A	L	9-32
1/26 * Washington	A	L	10-29
Multnomah AAC		W	22-13
Silverton AC		W	27-18
Multnomah AAC	H	L	11-18
2/14 * Washington	H	L	18-22
2/19 * Washington	H	W	20-13
2/21 * Washington	H	L	15-32
2/24 * Oregon	A	W	15-7
2/25 * Oregon	H	W	14-13
2/27 * Oregon	A	L	18-21
3/5 * Oregon	H	W	24-13
3/6 * Oregon	H	W	17-10
3/7 * Oregon	A	L	11-13

\* NWC contest (4th place)

**1914-15**

**10-10, 3-9**

**Head Coach:** E.J. Stewart

Chemawa Indians		W	26-9
OAC Alumni		W	18-6
O.N.G. Dallas		W	28-23
Weonas, Portland		W	24-9
Willamette		W	28-14
1/22 * Washington	A	L	18-20
1/23 * Washington	A	L	19-25
* Idaho	A	L	15-18
1/30 * Washington State	A	L	21-23
Gonzaga	A	W	25-12
Walla Walla YMCA	A	L	20-28
Willamette		W	23-14
* Idaho	H	L	19-20
2/22 * Washington	H	L	14-26
2/23 * Washington	H	L	16-26
2/26 * Oregon	H	L	20-21
2/27 * Oregon	A	L	10-14
3/1 * Washington State	H	W	32-21
3/5 * Oregon	A	W	23-18
3/6 * Oregon	H	W	17-12

\* NWC contest (6th place)

**1915-16**

**16-5, 5-3**

**PACIFIC COAST CONFERENCE CO-CHAMPIONS**

**Head Coach:** E.J. Stewart

* California	H	W	26-17
* California	H	L	14-26
Whitman	A	L	8-13
1/18 Washington State	A	L	21-23
Idaho	A	W	19-17
Gonzaga	A	W	27-15
1/21 * Washington	A	L	21-24
1/22 * Washington	A	W	25-22
OAC Alumni	H	W	21-18
2/4 * Washington	H	W	26-21
2/5 * Washington	H	W	25-9
Whitman	H	W	23-19
Whitman	H	W	24-12
Idaho	H	W	35-14
Stanford	A	W	28-10
* California	A	L	22-27
* California	A	W	29-20 ot
Medford H.S.	A	W	22-6
Ashland H.S.	A	W	46-13
2/25 Washington State	H	W	25-17
Willamette	A	W	17-13

\* PCC contest (t-1st place)

**1916-17**

**11-7, 7-6**

**Head Coach:** Everett May

OAC Alumni	H	W	34-6
McMinnville Firemen	A	W	25-5
McMinnville College		W	28-15
Pacific	A	L	25-34
1/16 * Oregon	A	W	41-8
1/17 * Oregon	A	W	24-7
1/19 * Oregon	H	W	25-14
1/20 * Oregon	H	W	29-10
Pacific	H	W	42-9
2/5 * Washington	H	L	20-27
2/6 * Washington	H	W	27-14
2/9 * Washington State	H	L	17-28
2/15 * Washington	A	L	3-11
2/16 * Washington	A	L	13-25
* California	A	L	24-28 ot
* California	A	L	11-20
* Stanford	A	W	23-17
* Stanford	A	W	19-13

\* PCC contest (4th place)

**1917-18**

**15-0, 10-0**

**PACIFIC COAST CONFERENCE NORTH CHAMPIONS**

**Head Coach:** Howard Ray

	Mt. Angel College	A	W	26-3
	Willamette	A	W	10-9
	Pacific		W	25-14
	Chemawa Indians		W	34-16
	Pacific		W	38-26
1/25	* Washington	A	W	19-8
1/26	* Washington	A	W	20-8
2/1	* Oregon	H	W	28-8
2/2	* Oregon	H	W	28-7
2/11	* Washington State	H	W	36-17
2/12	* Washington State	H	W	25-12
2/15	* Washington	H	W	41-9
2/16	* Washington	H	W	36-12
2/22	* Oregon	A	W	24-6
2/23	* Oregon	A	W	17-6

\* PCC contest (1st place North)

**1918-19**

**3-13, 3-9**

**Head Coach:** H.W. Hargiss

1/30	* Washington State	H	L	17-36
1/31	* Washington State	H	L	9-41
	Idaho	A	L	13-39
	Idaho	A	L	11-51
	Whitman	A	L	26-37
	Walla Walla YMCA	A	L	14-41
2/7	* Washington State	A	L	20-31
2/8	* Washington State	A	W	36-31
2/10	* Washington	H	W	24-16
2/11	* Washington	H	W	18-17
2/14	* Oregon	H	L	17-27
2/15	* Oregon	H	L	16-36
2/21	* Washington	A	L	17-18
2/22	* Washington	A	L	16-28
2/28	* Oregon	A	L	17-34
3/1	* Oregon	A	L	23-28

\* PCC contest (4th place North)

**1919-20**

**7-12, 5-7**

**Head Coach:** H.W. Hargiss

	Multnomah AAC		L	21-27
	Whitman		W	26-24 ot
	Willamette	A	L	25-26
	Willamette	H	W	25-18
1/30	* Washington	A	L	20-22
1/31	* Washington	A	W	20-12
2/6	* Washington State	H	W	31-11
2/7	* Washington State	H	W	26-23
2/9	* Washington	H	W	31-10
2/10	* Washington	H	W	17-16
2/13	* Oregon	H	L	20-22
2/14	* Oregon	H	L	21-37
	Whitman	A	L	16-50
	Whitman	A	L	22-42
2/20	* Washington State	A	L	34-50
2/21	* Washington State	A	L	21-40
	Idaho	A	L	21-30
	* Stanford	H	L	27-41
	* Stanford	H	L	15-34

\* PCC contest (t-4th place)

Note: Final two games vs. Oregon canceled due to flu epidemic.

**1920-21**

**6-17, 2-14**

**Head Coach:** R.B. Rutherford

	Multnomah AAC		W	29-22
	Willamette		L	26-27
	Willamette		L	19-36
	Chemawa Indians		W	31-17
	Chemawa Indians		W	28-25
	* Stanford	A	L	19-32
	* Stanford	A	L	25-33
	* California	A	L	16-33

	* California	A	L	10-31
2/4	* Oregon	H	L	29-30
2/5	* Oregon	H	L	22-25
2/11	* Oregon	A	L	13-42
2/12	* Oregon	A	L	19-37
	* California	H	L	19-24
	* California	H	L	10-22
	Idaho	H	W	24-23 ot
	Idaho	H	L	18-29
2/25	* Washington State	H	W	36-31
2/26	* Washington State	H	L	15-27
3/4	* Washington	A	L	24-29
3/5	* Washington	A	L	19-47
3/7	* Washington State	A	L	18-26
3/8	* Washington State	A	W	35-25

\* PCC contest (6th place)

**1921-22**

**21-2, 10-2**

**Head Coach:** R.B. Rutherford

	Arleta Club, Portland	A	W	54-5
	McMinnville College	A	W	38-15
	Independence A.L.	A	W	44-13
	S. Parkway, Portland	A	W	46-14
	Columbia A.C., Astoria	A	W	30-16
	Whitman		W	36-18
	Whitman	H	W	50-8
1/17	* Washington	H	L	30-39
1/18	* Washington	H	L	31-32
	* Stanford	H	W	37-24
	* Stanford	H	W	25-14
2/3	* Oregon	A	W	39-19
2/4	* Oregon	A	W	35-18
2/10	* Oregon	H	W	41-19
2/11	* Oregon	H	W	34-21
	Willamette	A	W	50-16
	Willamette		W	43-13
	Nevada		W	44-15
	Nevada		W	27-15
2/24	* Washington	A	W	26-21
2/25	* Washington	A	W	31-27 ot2
2/27	* Washington State	A	W	32-19
2/28	* Washington State	A	W	29-20

\* PCC contest (2nd place)

**1922-23**

**19-7, 4-4**

**Head Coach:** Bob Hager

	Sacramento A.L.	A	W	28-18
	Grass Valley Golds	A	W	28-16
	Amblers A.C., Stockton	A	W	41-11
	St. Ignatius College	A	L	15-17 ot
	Oakland YMCA	A	W	76-21
	Nevada	A	W	26-11
	Nevada	A	W	15-6
	Livermore Cowboys	A	W	16-13
	Athens Club, Oakland	A	L	20-27
	Woodland	A	W	21-19
	Marysville A.L.	A	W	28-18
	Willamette	H	W	38-19
	Whitman	H	W	28-17
	* Idaho	H	L	22-23
1/27	* Washington	H	W	35-28
	Willamette	H	W	39-13
2/2	* Oregon	H	W	42-33
2/3	Oregon	H	W	39-15
2/6	* Washington State	H	W	24-15
2/9	* Oregon	A	L	24-31
2/10	Oregon	A	L	29-38
2/17	* Washington	A	W	28-25
2/19	* Washington State	A	L	16-19
	* Idaho	A	L	21-36
	Whitman		W	24-22
	Multnomah AAC		W	37-29

\* PCC contest (t-3rd place North)

## 1923-24

## 20-5, 6-2

## Head Coach: Bob Hager

	Oakland K. of C.	A	W	24-18
	YMI	A	W	22-21
	St. Ignatius College	A	L	19-21
	Livermore Cowboys	A	L	19-34
	Long Beach YMCA	A	W	24-16
	Orange AC	A	W	24-18
	Alhambra AC	A	W	32-18
	Fresno State	A	W	39-25
	Amblers AC, Stockton	A	W	32-18
	Pacific	H	W	55-11
	Whitman	A	W	34-21
	* Idaho	A	W	23-22 ot
1/21	* Washington State	A	W	24-19
	Gonzaga	A	W	27-18
1/25	* Washington	A	L	20-27
	Multnomah AAC	A	W	27-20
2/2	* Washington	H	W	33-26
2/8	* Oregon	A	L	20-25
2/9	Oregon	A	L	20-27
	Gonzaga	H	W	19-11
	Whitman	H	W	41-16
	* Idaho	H	W	20-16
2/25	* Washington State	H	W	28-20
2/29	* Oregon	H	W	22-17
3/1	Oregon	H	W	28-22
	* PCC contest (2nd place North)			

## 1924-25

## 29-8, 7-2

## PACIFIC COAST CONFERENCE NORTH CHAMPIONS

## Head Coach: Bob Hager

	Linfield	H	W	28-0
	Independence A.L.		W	(NA)
	Amblers AC, Stockton	A	L	16-39
	YMI	A	L	21-22
	Ellery Arms Co., S.F.	A	W	33-25
	St. Ignatius College	A	W	33-9
	Hollywood AG	A	L	22-35
	UCLA	A	W	21-15
	Whittier	A	W	20-12
	Fresno State	A	W	19-12
	Grass Valley Golds	A	W	30-22
	Independence A.L.		W	45-8
	Pacific		W	32-16
1/17	* Washington	A	L	17-32
	Gonzaga	A	W	22-21
1/20	* Washington State	A	W	18-14
	* Idaho	A	W	19-18
	Whitman	A	W	12-11
	Multnomah AAC	A	W	(NA)
	Whitman	H	W	40-18
	* Montana	H	W	24-22
1/30	* Washington	H	W	27-16
	Willamette	H	W	45-19
2/7	* Oregon	H	L	19-22
2/10	* Washington State	H	W	30-17
2/11	* Idaho	H	W	24-15
2/14	Gonzaga	H	W	26-13
2/20	* Oregon	A	W	34-30
	Multnomah AAC		W	38-24
	Willamette		W	39-18
2/28	USC	H	W	30-22
3/5	# Oregon	A	W	15-12
3/7	# Oregon	H	L	21-23
3/9	# ^ Oregon	N	W	27-26
	% California	H	W	32-25
	% California	H	L	17-32
	% California	H	L	19-33
	* PCC contest (t-1st place North)			
	# PCC Northern Division Playoffs			
	^ at Salem, Ore.			
	% PCC Playoffs (Corvallis, Ore.)			

## 1925-26

## 18-6, 6-4

## Head Coach: Bob Hager

	Albany College	H	W	82-16
	Auburn Cubs	A	W	33-30
	Amblers AC, Stockton	A	W	28-17
	YMI	A	L	17-29
	Oakland K. of C.	A	W	30-20
	Pacific Coast Club	A	W	35-27
	Hollywood AC	A	W	27-23
	UCLA	A	L	22-32
	Whittier	A	W	35-15
	Fresno State	A	W	28-22
	Gonzaga	H	W	32-22
	* Montana	H	W	31-19
	Multnomah AAC	A	W	35-23
	Whitman	H	W	27-21
1/29	* Washington	H	W	28-21
	* Idaho	H	W	31-24
2/9	* Washington State	H	W	31-24
2/13	* Oregon	H	L	17-32
2/16	* Washington	A	L	21-29
2/19	* Oregon	A	L	15-25
	Whitman	A	W	30-29
	* Idaho	A	L	14-23
2/25	* Washington State	A	W	31-20
	* Montana	A	W	38-15
	* PCC contest (2nd place North)			

## 1926-27

## 14-11, 4-6

## Head Coach: Bob Hager

	Portland Checkerboards		W	30-15
	Ashland Normal	A	L	32-33
	Auburn Cubs	A	L	27-28
	Amblers AC Stockton	A	W	31-22
	YMI	A	L	29-30
	Olympic Club	A	W	29-19
	Pacific Coast Club	A	W	24-13
	Hollywood AC	A	W	27-20
	UCLA	A	L	22-32
	Pasadena A & CC	A	L	35-36
	Willamette		W	35-16
	Multnomah AAC		W	24-18
	Gonzaga		W	36-24
	* Idaho	H	L	28-29
	City of Portland	H	W	55-14
	Salem Black Cats		W	29-28
	* Montana	H	W	48-35
2/7	* Washington State	H	W	30-19
2/11	* Oregon	H	L	12-28
	* Idaho	A	L	17-24
2/15	* Washington State	A	W	22-21
	* Montana	A	L	25-38
2/20	* Washington	A	L	27-41
2/22	* Oregon	A	L	25-34
2/25	* Washington	H	W	31-27
	* PCC contest (4th place North)			

## 1927-28

## 15-16, 4-6

## Head Coach: Bob Hager

	Portland Checkerboards		W	55-21
	U.S. Nat. Bank Portland	H	W	58-15
	Dallas Town Team	H	W	99-4
	Linfield	H	W	47-8
	Corvallis Town Team	H	W	106-19
	BYU	A	W	37-22
	Pratt Brook Store, Den.	A	W	27-26
	Creighton	A	L	28-34
	Creighton	A	L	16-17
	Cook Paint Co., St. L.	A	L	21-55
	St. Louis University	A	L	23-24
	Lombard	A	W	25-14
	Loyola of Chicago	A	L	19-29
	Wisconsin	A	L	21-36
	Chicago	A	L	23-26

	Marquette	A	L	15-16
	Montana State	A	L	36-55
	Gonzaga		W	44-25
	Whitman		W	34-27
	* Idaho	H	W	31-28
1/23	* Washington State	H	W	32-14
1/27	* Washington	H	L	22-23
2/4	* Oregon	A	W	25-24
	* Montana	H	W	31-12
2/11	* Oregon	H	L	23-28
2/18	* Washington	A	L	26-29
	* Montana	A	L	43-44
	* Idaho	A	L	20-22
2/24	* Washington State	A	L	21-28
	Whitman	A	L	29-39
	Linfield		W	43-16

\* PCC contest (t-3rd place North)

**1928-29** **12-8, 4-6**

**Head Coach:** Slats Gill

	Multnomah AAC		W	47-20
	Portland Checkerboards		W	39-24
	Puget Sound	A	W	45-27
	Tacoma Sciots	A	L	34-36 ot
	Willamette	A	W	39-31
	Willamette		L	21-24
	Multnomah AAC		W	38-18
	Gonzaga		W	36-20
	Willamette		W	46-22
1/19	* Washington State	A	L	18-30
	* Idaho	A	W	23-22
	Gonzaga	A	W	32-30
	* Montana	A	W	29-25
1/25	* Washington	A	L	24-35
2/1	* Oregon	H	L	21-30
	* Montana	H	W	28-26
2/9	* Oregon	A	L	26-35
2/15	* Washington State	H	L	26-35
	* Idaho	H	W	44-39
2/23	* Washington	H	L	28-37

**1929-30** **14-13, 7-9**

**Head Coach:** Slats Gill

	Multnomah AAC		W	25-18
	Olympic Club	A	L	24-33
	YMI	A	L	24-33
	Santa Clara	A	W	36-30
	Stanford	A	W	29-24
	St. Mary's	A	L	21-29
	St. Mary's	A	W	33-20
	Pacific (Calif.)	A	L	24-26
	Chico State	A	W	42-24
	Willamette		W	34-25
	Willamette		W	39-36
	* Idaho	H	L	23-41
	* Idaho	H	W	40-27
1/13	* Washington State	H	L	27-40
1/14	* Washington State	H	L	27-28
1/17	* Washington	A	W	34-24
1/18	* Washington	A	L	24-36
1/27	* Washington	H	W	34-32
1/28	* Washington	H	W	19-17
2/1	* Oregon	A	L	29-37
2/7	* Oregon	H	L	27-34
2/8	* Oregon	A	W	29-28
	* Idaho	A	W	37-28
	* Idaho	A	L	30-41
2/17	* Washington State	A	L	25-28
2/18	* Washington State	A	W	29-27
2/22	* Oregon	H	L	33-34

\* PCC contest (4th place North)

**1930-31** **19-9, 9-7**

**Head Coach:** Slats Gill

	Multnomah AAC		W	43-31
	Multnomah AAC		W	50-28
	Chico State	A	W	47-29
	YMI	A	W	37-35
	California	A	W	26-25
	Olympic Club	A	W	31-24
	Rossi Florists	A	W	37-21
	San Francisco	A	L	18-28
	Athens Club	A	L	31-32
	Gonzaga	H	W	43-30
	Willamette	H	W	35-24
1/9	* Washington State	A	W	29-23
1/10	* Washington State	A	L	24-30
	* Idaho	A	W	52-30
	* Idaho	A	W	41-34
	Gonzaga		W	47-24
1/19	* Washington State	H	W	21-20
1/20	* Washington State	H	L	30-44
1/26	* Washington	H	L	23-31
1/27	* Washington	H	W	37-23
1/31	* Oregon	H	W	40-26
2/6	* Washington	A	L	30-39
2/7	* Washington	A	L	26-28
	* Idaho	H	W	37-24
	* Idaho	H	W	47-40
2/21	* Oregon	A	L	32-39
2/27	* Oregon	H	L	22-29
2/28	* Oregon	A	W	36-27

\* PCC contest (3rd place North)

**1931-32** **12-12, 8-8**

**Head Coach:** Slats Gill

	Willamette		W	42-32
	Multnomah AAC		W	48-23
	Salem Florsheims		W	35-32
	California	A	L	22-27
	Olympic Club	A	W	28-26
	San Francisco	A	L	28-40
	Stanford	A	L	32-45
1/8	* Washington	A	W	26-24 ot
1/9	* Washington	A	L	27-30
	* Idaho	H	W	33-31
	* Idaho	H	W	35-28
1/22	* Washington	H	W	30-14
1/23	* Washington	H	L	27-32 ot
1/30	* Oregon	A	L	20-21
2/5	* Washington State	A	L	22-31
2/6	* Washington State	A	L	22-33
	* Idaho	A	W	24-23
	* Idaho	A	W	31-26
	Gonzaga		L	24-27
2/15	* Washington State	H	L	24-28
2/16	* Washington State	H	L	26-28
2/20	* Oregon	H	L	25-28
2/26	* Oregon	A	W	37-31
2/27	* Oregon	H	W	26-20

\* PCC contest (3rd place North)

**1932-33** **21-6, 12-4**

**PACIFIC COAST CONFERENCE CHAMPIONS**

**Head Coach:** Slats Gill

	Oregon Normal		W	36-24
	Willamette		W	38-23
	Multnomah AAC		W	48-29
	Union Oil		W	36-29
	Union Oil		W	36-18
	Union Oil		W	47-29
	DeNeffe's, Eugene	H	W	61-20
1/6	* Washington State	A	W	25-22
1/7	* Washington State	A	L	20-27
	* Idaho	A	W	32-31 ot
	* Idaho	A	W	29-25

1/16	* Washington State	H	W	26-14
1/17	* Washington State	H	L	31-34 ot
1/23	* Washington	H	W	42-34
1/24	* Washington	H	L	24-30
2/3	* Washington	A	W	33-29
2/4	* Washington	A	W	32-26
2/7	* Oregon	H	W	31-21
	* Idaho	H	W	46-26
	* Idaho	H	L	26-30
2/18	* Oregon	A	W	29-18
	Multnomah AAC		L	28-36
3/3	* Oregon	H	W	32-27 ot
3/4	* Oregon	A	W	34-24
3/10	# USC	H	W	35-33
3/11	# USC	H	L	28-39
3/13	# USC	H	W	24-19
	* PCC contest (1st place North)			
	# PCC Playoffs (Corvallis, Ore.)			

**1933-34** **14-10, 7-9**

**Head Coach:** Slats Gill

	Multnomah AAC		W	44-22
	Union Oil		L	27-31
	Union Oil		W	28-22
	Multnomah AAC		W	25-24
	Union Oil		W	26-23
	Willamette		W	41-24
	Southern Oregon	H	W	71-29
	Southern Oregon		W	40-30
1/5	* Washington State	H	W	28-16
1/6	* Washington State	H	L	24-26
1/13	* Oregon	A	L	26-30
1/19	* Oregon	H	W	16-9
	* Idaho	A	L	25-31
	* Idaho	A	W	32-23
1/26	* Washington State	A	W	26-23
1/27	* Washington State	A	L	15-24
2/2	* Washington	H	W	25-21
2/3	* Washington	H	W	28-18
	* Idaho	H	W	40-14
	* Idaho	H	L	22-34
2/16	* Washington	A	L	21-24
2/17	* Washington	A	L	26-35
3/2	* Oregon	A	L	25-33
3/3	* Oregon	H	L	21-24
	* PCC contest (3rd place North)			

**1934-35** **19-9, 12-4**

**PACIFIC COAST CONFERENCE NORTH CHAMPIONS**

**Head Coach:** Slats Gill

	Multnomah AAC		W	44-38
	Union Oil		L	30-38
	Willamette		W	34-23
	Union Oil		L	31-32
	Astoria All-Stars	A	W	60-16
	Multnomah AAC		L	20-28
	Union Oil		W	29-20
	Pacific University	H	W	53-11
	Willamette		W	25-18
1/7	* Washington State	H	W	25-19
1/8	* Washington State	H	W	38-28
1/12	* Oregon	H	W	47-18
1/18	* Washington	A	L	25-30
1/19	* Washington	A	L	25-30
1/25	* Washington	H	W	31-26
1/26	* Washington	H	W	28-17
2/2	* Oregon	A	W	33-31
	* Idaho	H	W	25-18
	* Idaho	H	W	34-18
2/16	* Oregon	H	W	34-27
2/22	* Washington State	A	L	27-30
2/23	* Washington State	A	W	36-22
	* Idaho	A	W	26-24
	* Idaho	A	W	35-27

3/2	* Oregon	A	L	28-29
3/8	# USC	H	W	38-35
3/9	# USC	H	L	31-36
3/11	# USC	H	L	31-32
	* PCC contest (1st place North)			
	# PCC Playoffs (Corvallis, Ore.)			

**1935-36** **16-9, 10-6**

**Head Coach:** Slats Gill

	Union Oil		W	35-32
	Willamette		W	30-29
	Multnomah AAC		W	39-19
	Union Oil		L	24-27
	Union Oil		W	36-25
1/2	USC	A	W	45-40 ot
1/3	USC	A	L	36-50
	* Idaho	H	W	31-24
	* Idaho	H	W	45-19
1/17	* Oregon	A	L	27-29
1/21	* Washington State	A	W	27-26
1/22	* Washington State	A	L	31-32
	* Idaho	A	W	22-21
	* Idaho	A	W	33-22
2/3	* Washington	H	L	33-51
2/4	* Washington	H	L	31-35
2/8	* Oregon	H	W	49-23
2/14	* Washington State	H	W	33-26
2/15	* Washington State	H	W	41-26
2/22	* Oregon	A	W	28-26
2/28	* Oregon	H	W	35-29
3/6	* Washington	A	L	30-39
3/7	* Washington	A	L	19-25
	# Stanford	N	W	33-23
3/26	# Washington	A	L	29-35
	* PCC contest (2nd place North)			
	# Olympic Trials Regional (Seattle, Wash.)			

**1936-37** **11-15, 5-11**

**Head Coach:** Slats Gill

	Oregon Normal		W	44-24
	Wagner's All-Stars		W	43-38
	UCLA	H	L	38-40
	Union Oil		W	31-27
	Multnomah AAC		W	37-26
	Southern Oregon		W	27-25
	Union Oil		L	24-31
	Union Oil		W	26-21
	Union Oil		L	29-35
	Willamette		L	28-31
1/11	* Washington State	H	L	20-23
1/12	* Washington State	H	L	32-37
1/15	* Oregon	H	L	34-35
1/22	* Washington	A	L	31-37
1/23	* Washington	A	L	28-38
1/29	* Washington	H	W	28-27
1/30	* Washington	H	W	40-22
2/6	* Oregon	A	L	31-44
	* Idaho	H	W	42-17
	* Idaho	H	L	23-30
2/20	* Oregon	H	L	26-33
2/26	* Oregon	A	L	31-35
	* Idaho	A	W	34-30
	* Idaho	A	W	28-23
3/5	* Washington State	A	L	17-22
3/6	* Washington State	A	L	23-42
	* PCC contest (4th place North)			

**1937-38** **17-16, 6-14**

**Head Coach:** Slats Gill

	Multnomah AAC		W	32-28
	Portland	H	W	39-18
	UCLA	H	W	39-25
	Union Oil		W	38-34 ot
	Multnomah AAC		W	32-28



	California	H	L	34-46
	Eastern Oregon		W	37-27
	Whitman		W	38-36
	Whitman		W	39-27
	Astoria All-Stars		W	35-32
	Portland		W	34-28
	Multnomah AAC		L	35-37
	Multnomah AAC		W	47-42
1/4	* Washington State	H	L	31-41
1/5	* Washington State	H	L	21-25
1/14	* Oregon	A	L	32-38
1/15	* Oregon	H	W	36-32
	* Montana	H	W	46-36
	* Montana	H	W	43-13
1/25	* Washington State	A	L	29-41 ot
1/26	* Washington State	A	L	25-26 ot
	* Idaho	A	L	24-49
	* Idaho	A	L	26-29
2/4	* Washington	H	W	43-28
2/5	* Washington	H	L	25-27
	* Montana	A	W	57-47 ot
	* Montana	A	W	37-28
2/14	* Washington	A	L	29-37
2/15	* Washington	A	L	30-40
	* Idaho	H	L	32-34
	* Idaho	H	L	22-29
2/26	* Oregon	A	L	22-40
3/5	* Oregon	H	L	33-38
	* PCC contest (5th place North)			

**1938-39**

**13-11, 6-10**

**Head Coach:** Slats Gill

	Portland		W	48-28
	Packards		W	41-28
	Multnomah AAC	A	W	66-44
	Signal Oil		L	36-37
	Multnomah AAC		W	47-29
	Signal Oil		W	49-28
	Signal Oil		W	44-29
	Packards		W	53-22
1/3	* Washington State	H	L	19-30
1/4	* Washington State	H	L	25-38
1/13	* Oregon	H	L	26-31
1/20	* Washington	A	L	21-34
1/21	* Washington	A	L	20-30
1/27	* Oregon	A	L	39-46
2/3	* Washington	H	L	35-41
2/4	* Washington	H	W	48-41
	* Idaho	H	W	42-29
	* Idaho	H	W	35-30
2/18	* Oregon	H	W	50-31
2/24	* Oregon	A	L	37-48
	* Idaho	A	W	48-41
	* Idaho	A	W	32-30
3/3	* Washington State	A	L	41-47
3/4	* Washington State	A	L	35-42
	* PCC contest (4th place North)			

**1939-40**

**27-11, 12-4**

**PACIFIC COAST CONFERENCE NORTH CHAMPIONS**

**Head Coach:** Slats Gill

12/6	Willamette	A	W	38-20
12/9	Willamette	H	W	52-30
	Multnomah AAC	A	W	59-34
	@ Signal Oil	N	W	50-31
12/15	Utah State	A	W	39-38
12/16	Utah State	A	W	41-39
	Utah	A	L	37-53
	Utah	A	L	20-39
	BYU	A	W	57-30
	BYU	A	L	42-47
	Idaho South Branch	A	L	31-38
	% Michigan State	N	W	38-33
	% Michigan State	N	L	26-36

	* Idaho	H	W	48-36
	* Idaho	H	W	42-38
1/12	* Oregon	A	W	35-31
1/16	* Washington State	A	L	40-47
1/17	* Washington State	A	W	33-31
	* Idaho	A	W	40-28
	* Idaho	A	W	20-18
1/29	* Washington	H	W	45-26
1/30	* Washington	H	W	49-32
2/4	* Oregon	H	W	28-27
2/9	* Washington State	H	L	37-46
2/10	* Washington State	H	W	44-40
2/17	* Oregon	A	W	33-27
2/23	* Oregon	H	L	38-41
3/1	* Washington	A	W	46-31
3/2	* Washington	A	L	35-41
3/8	# USC	A	L	41-54
3/9	# USC	A	L	25-62
	\$ Coca Cola	N	W	41-35
	\$ Cromwell's	N	W	43-20
	\$ Charlie Chan's	N	W	53-33
	Hawaii	A	W	49-39
	\$ South Seas	N	W	56-38
	\$ EWA Plantation	N	W	83-25
	\$ All-Stars	N	W	38-25

\* PCC contest (1st place North)

@ at The Dalles, Ore.

% at Astoria, Ore.

# PCC Playoffs (Los Angeles)

\$ at Hawaii

**1940-41**

**19-9, 9-7**

**Head Coach:** Slats Gill

	Idaho South Branch	A	W	41-29
	Utah State	A	W	43-26
	Utah State	A	W	39-34
	Colorado	A	L	29-38
	Colorado	A	L	41-42
	@ Colorado State	N	W	33-31
	@ Colorado College	N	W	42-36 ot
	Denver	A	W	27-20
	# Willamette	N	W	47-43
	Nebraska	H	W	61-38
	Utah	H	W	42-37
	Utah	H	W	42-36
1/7	* Washington State	H	W	45-39
1/8	* Washington State	H	W	44-42
1/17	* Oregon	H	L	31-41
1/24	* Washington	A	L	34-40
1/25	* Washington	A	L	33-34
1/31	* Washington	H	W	36-23
2/1	* Washington	H	W	34-28
2/8	* Oregon	A	L	35-36 ot
	* Idaho	H	W	43-19
	* Idaho	H	W	41-35
2/22	* Oregon	H	W	24-23
2/27	* Oregon	A	L	36-37
	* Idaho	A	L	35-42
	* Idaho	A	W	41-32
3/7	* Washington State	A	L	37-42
3/8	* Washington State	A	W	50-45
	* PCC contest (2nd place North)			
	@ at Denver, Colo.			
	# at Baker, Wash.			

**1941-42**

**18-9, 11-5**

**PACIFIC COAST CONFERENCE NORTH CHAMPIONS**

**Head Coach:** Slats Gill

12/11	Willamette	A	W	44-34
12/20	Multnomah AAC	A	W	47-31
12/22	@ Utah State	N	W	46-30
12/27	St. Bonaventure	A	W	38-33
12/29	Manhattan	A	W	47-34
1/1	Butler	A	L	29-35

1/2	% Texas A&M	N	W	36-30
1/3	Bradley	A	L	46-47
1/12	* Washington State	H	W	52-47 ot
1/13	* Washington State	H	L	45-53
1/19	* Washington	H	W	45-35
1/20	* Washington	H	L	38-43
1/24	* Oregon	A	L	45-47
1/30	* Washington State	A	W	36-34
1/31	* Washington State	A	L	48-53
	* Idaho	A	W	47-45 ot
	* Idaho	A	W	34-29
2/7	* Oregon	H	W	50-39
2/13	* Oregon	H	W	27-26
2/14	* Oregon	A	W	49-45
2/20	* Washington	A	L	40-47
2/21	* Washington	A	W	51-41
	* Idaho	H	W	49-30
	* Idaho	H	W	53-30
	# Stanford	A	L	28-41
	# Stanford	A	W	42-33
	# Stanford	A	L	35-40

\* PCC contest (1st place North)

@ at Baker, Wash.

% at Springfield, Ill.

# PCC Playoffs (Palo Alto, Calif.)

**1942-43** **19-9, 8-8**

<b>Head Coach:</b> Slats Gill				
12/15	Willamette	H	W	35-18
12/16	Camp Adair	H	W	41-31
12/18	Bruno Studio	H	W	58-37
	City College NY	A	W	45-34
	Wayne University	A	W	41-29
	Michigan State	A	W	33-29
	Bradley	A	L	41-42 ot
	Washington-St. Louis	A	W	40-32
	Camp Adair	H	W	55-24
	Vancouver Ramblers	H	W	54-47
	Vancouver Ramblers	H	W	53-39
	Willamette	H	W	46-28
1/19	* Washington	H	W	42-39
1/20	* Washington	H	L	39-44
	* Idaho	A	W	52-49
	* Idaho	A	L	44-56
2/1	* Washington State	A	L	35-44
2/2	* Washington State	A	L	52-55
	* Idaho	H	W	48-32
	* Idaho	H	W	57-51
2/12	* Oregon	H	W	46-36
2/13	* Oregon	A	L	35-50
2/19	* Oregon	H	L	38-42
2/20	* Oregon	A	W	41-31
2/23	* Washington State	H	W	51-35
2/24	* Washington State	H	W	43-34
3/5	* Washington	A	L	33-53
3/6	* Washington	A	L	35-44

\* PCC contest (4th place North)

**1943-44** **8-16, 5-11**

<b>Head Coach:</b> Slats Gill				
12/10	Willamette	H	W	28-23
12/11	Albina Shipyards	H	L	39-47
12/12	Tillamook N.S.	H	W	39-30
12/16	Tillamook N.S.	A	W	38-36
12/20	Pacific Packards	H	L	43-49 ot
12/21	Pacific Packards	H	L	31-33
12/31	Willamette	A	L	27-35
1/3	Albina Shipyards	A	L	29-45
1/7	* Idaho	A	W	39-34
1/8	* Idaho	A	W	38-34
1/10	* Washington State	A	L	41-45
1/11	* Washington State	A	L	35-49
1/15	* Oregon	A	L	33-52
1/24	* Washington	H	L	33-38

1/25	* Washington	H	L	36-42
1/29	* Oregon	H	L	38-43 ot
2/4	* Washington	A	L	30-54
2/5	* Washington	A	L	29-56
2/11	* Idaho	H	W	34-29
2/12	* Idaho	H	W	52-48 ot
2/18	* Oregon	A	L	38-46
2/19	* Oregon	H	L	39-42
2/25	* Washington State	H	L	45-52
2/26	* Washington State	H	W	55-44

\* PCC contest (t-3rd place North)

**1944-45** **20-8, 10-6**

<b>Head Coach:</b> Slats Gill				
11/24	Willamette	H	W	43-30
11/25	Willamette	A	W	36-30
11/28	Oregon Med. School	H	W	35-31
11/30	Astoria N.A.S.	H	W	44-38
12/2	Seattle Coast Guard	H	W	43-34
12/5	Tillamook N.A.S.	H	W	49-31
12/8	Willamette	H	W	48-31
12/9	Willamette	A	W	33-27
	Fee's Music Makers	H	L	26-43
	Tillamook N.A.S.	A	W	47-27
12/29	Fee's Music Makers	A	W	40-25
12/30	Oregon Med. School	A	L	31-44
1/5	* Washington	A	L	45-48
1/6	* Washington	A	L	22-42
1/13	* Oregon	H	L	44-51
1/16	* Washington State	H	W	54-32
1/17	* Washington State	H	W	48-36
1/23	* Washington	H	W	57-43
1/24	* Washington	H	W	63-43
1/30	* Washington State	A	L	31-46
1/31	* Washington State	A	W	45-42 ot2
	* Idaho	A	W	43-35
	* Idaho	A	L	31-32
2/10	* Oregon	A	W	55-51
2/17	* Oregon	H	W	45-43
	* Idaho	H	W	50-28
	* Idaho	H	W	44-33
3/3	* Oregon	A	L	38-47

\* PCC contest (3rd place North)

**1945-46** **13-11, 10-6**

<b>Head Coach:</b> Slats Gill				
12/7	@ Seattle Coast Guard	N	W	39-37 ot2
12/8	@ Seattle Coast Guard	N	W	49-31
12/11	NW Insulators	H	L	35-38
12/15	Fee's Rollerdomes	H	W	51-50
12/18	Fee's Rollerdomes	H	L	46-60
12/21	DePaul	A	L	40-59
12/25	City College NY	A	L	27-43
12/28	Nebraska	A	L	40-48
1/4	* Idaho	H	W	49-40
1/5	* Idaho	H	W	49-45
1/12	* Oregon	A	W	50-47
1/18	* Oregon	H	L	48-53 ot
1/19	* Oregon	A	W	59-45
1/25	* Idaho	A	L	37-42
1/26	* Idaho	A	L	38-43
1/28	* Washington State	A	W	50-48
1/29	* Washington State	A	L	34-49
2/4	* Washington	H	W	53-37
2/5	* Washington	H	W	58-48
2/15	* Washington State	H	W	63-43
2/16	* Washington State	H	W	54-33
2/22	* Washington	A	L	41-47
2/23	* Washington	A	W	55-36
3/2	* Oregon	H	L	41-42 ot

\* PCC contest (2nd place North)

@ at Astoria, Ore.

**1946-47**

**28-5, 13-3**

**PACIFIC COAST CONFERENCE CHAMPIONS**

**NCAA TOURNAMENT**

**Head Coach:** Slats Gill

12/3	Preferred Stocks	H	W	75-31
12/6	@ Bruno Studio	N	W	65-30
12/7	@ Bruno Studio	N	W	84-31
12/10	Willamette	H	W	66-29
12/14	Willamette	A	W	71-35
12/18	Bruno Studio	H	W	68-31
12/20	Portland All-Stars	A	W	46-17
12/21	Portland All-Stars	A	W	80-30
12/22	Fee's Rollerdom	A	W	89-37
12/23	Portland	A	W	58-38
12/26	Long Island	A	L	50-56
12/28	Canisius	A	W	48-40 ot
1/2	Portland	H	W	70-30
1/6	* Washington State	H	W	52-28
1/7	* Washington State	H	W	53-30
1/11	* Oregon	H	W	73-69 ot
1/17	* Oregon	A	W	58-45
1/24	* Washington	A	W	59-37
1/25	* Washington	A	L	44-60
1/31	* Washington	H	W	56-52 ot
2/1	* Washington	H	W	84-63
2/8	* Oregon	H	W	71-57
2/11	* Idaho	H	W	77-40
2/12	* Idaho	H	W	71-37
2/21	* Idaho	A	L	46-67
2/22	* Idaho	A	W	69-35
2/24	* Washington State	A	W	51-30
2/25	* Washington State	A	L	37-49
3/1	* Oregon	A	W	67-59
3/7	% UCLA	H	W	69-52
3/8	% UCLA	H	W	63-46
3/21	# Oklahoma	N	L	54-56
3/22	# Wyoming	N	W	63-46

\* PCC contest (1st place North)

@ at Vancouver, Wash.

% PCC Playoffs (Corvallis, Ore.)

# NCAA West Regional (Kansas City, Mo.)

**1947-48**

**21-13, 10-6**

**Head Coach:** Slats Gill

11/28	Portland	A	W	56-45	
11/29	Fee's Rollerdom	N	W	43-38	
12/1	Linfield	H	W	56-38	
12/2	Willamette	H	W	47-41	
12/6	Canisius	A	W	50-48	
12/9	City College NY	A	L	51-58	17,000
12/13	Linfield	A	W	56-32	
12/19	Oakland Bittners	H	W	73-63	
12/20	Oakland Bittners	H	W	56-52	
12/22	Sacramento Senators	H	L	60-77	
12/23	Sacramento Senators	H	L	51-59	
12/26	@ Stanford	N	L	48-53 ot	
12/27	San Francisco	A	L	42-44	
12/29	California	H	L	55-60	
12/30	California	H	W	63-47	
1/2	Portland	A	W	48-44	
1/3	Portland	H	W	64-54	
1/9	* Washington State	A	W	49-33	
1/10	* Washington State	A	W	43-38	
1/12	* Idaho	A	L	43-47	
1/13	* Idaho	A	W	59-39	
1/17	* Oregon	H	L	41-42	
1/30	* Washington	H	W	71-63	
1/31	* Washington	H	W	74-55	
2/6	* Washington	A	L	26-52	
2/7	* Washington	A	L	23-27	
2/16	* Idaho	H	W	52-45	
2/17	* Idaho	H	W	58-44	
2/20	* Oregon	A	L	54-58	
2/21	* Oregon	H	W	50-45	

2/27	* Washington State	H	W	65-49
2/28	* Washington State	H	W	58-52
3/6	* Oregon	A	L	44-62
3/9	# Washington	N	L	42-59

\* PCC contest (t-1st place North)

@ at San Francisco, Calif.

# PCC Northern Division Playoffs (Eugene)

**1948-49**

**24-12, 12-4**

**PACIFIC COAST CONFERENCE CHAMPIONS**

**NCAA TOURNAMENT**

**Head Coach:** Slats Gill

12/1	Portland	A	W	43-33
12/3	@ Utah State	N	W	52-38
12/4	Utah	A	L	42-53
12/10	Willamette	H	W	63-40
12/11	Portland	H	W	70-53
12/14	Willamette	A	W	43-41
12/17	Oakland Bittners	H	L	41-45
12/18	Oakland Bittners	H	L	40-52
12/20	Wyoming	H	W	55-50
12/21	Wyoming	H	L	52-53 ot
12/27	^ USC	N	L	40-60
12/28	^ Washington	N	W	64-62
12/30	^ UCLA	N	W	62-58
1/3	\$ Portland	N	W	61-45
1/7	* Washington	A	W	52-50
1/8	* Washington	A	L	43-54
1/17	* Idaho	H	W	42-31
1/18	* Idaho	H	W	69-53
1/28	* Washington	H	W	54-44
1/29	* Washington	H	W	49-45
2/4	* Idaho	A	L	39-51
2/5	* Idaho	A	W	47-35
2/7	* Washington St. (#17)	A	L	41-47
2/8	* Washington St. (#17)	A	W	42-34
2/18	* Washington State	H	W	52-47
2/19	* Washington State	H	W	51-42
2/25	* Oregon	A	L	54-61
2/26	* Oregon	H	W	42-38
3/4	* Oregon	A	W	79-72 ot2
3/5	* Oregon	H	W	47-45
3/11	# UCLA (#15)	H	W	53-41
3/12	# UCLA (#15)	H	L	39-47
3/14	# UCLA (#15)	H	W	41-35
3/18	\$ Arkansas	N	W	56-38
3/19	\$ Oklahoma State (#2)	N	L	30-55
3/25	% Illinois (#4)	N	L	53-57

\* PCC contest (1st place North)

@ at Salt Lake City, Utah

^ at San Francisco, Calif.

\$ at McMinnville, Ore.

# PCC Playoffs (Corvallis, Ore.)

\$ NCAA West Regional (Kansas City, Mo.)

% NCAA Final Four (Seattle, Wash.)

**1949-50**

**13-14, 8-8**

**Head Coach:** Slats Gill

12/1	Portland	A	W	51-46	
12/3	Canisius	A	L	45-58	
12/6	New York	A	W	49-45	
12/8	Wisconsin	A	W	49-36	
12/10	Minnesota	A	L	44-60	
12/16	Utah	H	W	53-41	5,694
12/17	Utah	H	L	42-51	5,673
12/19	Indiana	H	L	60-65	3,973
12/20	Indiana	H	L	53-58	3,394
12/27	Minnesota	H	L	41-51	7,368
	Stewart Chevrolet	H	W	54-46	4,510
1/3	* Washington State	H	L	38-42	6,137
1/4	* Washington State	H	W	54-53	6,114
1/13	* Oregon	H	W	65-49	8,030
1/20	* Washington State	A	L	39-53	
1/21	* Washington State	A	L	34-51	

1/23	* Idaho	A	W	48-37	
1/24	* Idaho	A	W	51-39	
2/3	* Washington	H	W	56-46	8,824
2/4	* Washington	H	L	44-52	6,715
2/10	* Oregon	A	L	34-45	
2/14	* Idaho	H	W	48-44	5,320
2/15	* Idaho	H	W	60-46	5,460
2/24	* Oregon	H	W	51-42	10,251
2/25	* Oregon	A	L	40-45	
3/3	* Washington	A	L	45-47	
3/4	* Washington	A	L	54-57	

\* PCC contest (t-2nd place North)

Total Home Attendance — 87,463 (average 6,247)

Note: First season in Gill Coliseum.

**1950-51** **14-18, 6-10**

**Head Coach:** Slats Gill

12/2	Canisius	A	L	47-59	
12/5	New York	A	L	65-75	
12/7	Bradley	A	L	74-77	
12/8	Illinois	A	L	51-74	
12/9	Indiana	A	L	45-72	
12/14	Phillips Oilers	H	L	46-56	6,427
12/19	Portland	A	L	53-58	
12/22	Pittsburgh	H	W	61-36	1,633
12/23	Pittsburgh	H	W	53-34	2,155
12/27	Stewart Chevrolet	H	L	25-57	2,812
12/29	Portland	H	W	65-60	3,950
1/2	* Idaho	A	W	51-43	
1/3	* Idaho	A	L	38-55	
1/5	* Washington State	A	L	42-49	
1/6	* Washington State	A	W	57-46	
1/12	* Washington (#12)	H	L	40-41	6,789
1/13	* Washington (#12)	H	W	46-41	8,029
	Portland	A	W	55-43	
1/26	* Oregon	A	L	53-62	
1/27	* Oregon	H	L	47-66	10,354
2/2	* Washington	A	L	38-74	
2/3	* Washington	A	L	36-40	
2/9	* Idaho	H	W	34-29	4,035
2/10	* Idaho	H	L	31-39	4,170
2/16	* Washington State	H	W	49-37	4,711
2/17	* Washington State	H	L	38-45	7,053
3/2	* Oregon	H	W	41-39	8,523
3/3	* Oregon	A	L	45-72	
	Hawaii	A	W	55-43	
	@ Univ. Motors	N	W	57-50	
	@ Bradley	N	W	75-45	
	@ Subpac	N	W	65-50	

\* PCC contest (t-4th place North)

@ at Hawaii

Total Home Attendance — 70,641 (average 5,434)

**1951-52** **9-19, 3-13**

**Head Coach:** Slats Gill

12/6	Willamette	A	W	64-54	
	Stewart Chevrolet	H	L	44-54	1,996
	Portland	A	W	52-47	
	Portland	A	L	48-75	
12/14	Phillips Oilers	H	L	36-68	3,654
12/21	% California	N	W	61-59	
12/22	California	A	L	53-65	
	Ohio State	H	L	57-61	2,044
	Portland	H	L	43-52	3,882
12/31	Northwestern	H	W	69-58	1,283
1/4	* Washington State	H	W	53-45	4,605
1/5	* Washington State	H	L	44-54	5,070
1/11	* Washington (#6)	H	L	37-46	5,876
1/12	* Washington (#6)	H	L	41-49	6,863
1/18	* Idaho	A	L	64-65	
1/19	* Idaho	A	L	50-74	
1/21	* Washington State	A	L	44-56	
1/22	* Washington State	A	L	37-45	
	Bradley	H	W	57-53	5,338

2/2	Bradley	H	W	61-55	5,049
2/8	* Washington (#8)	A	L	56-69	
2/9	* Washington (#8)	A	L	37-54	
2/11	* Idaho	H	W	53-49	3,836
2/12	* Idaho	H	L	43-46	3,851
2/15	* Oregon	H	L	44-57	6,834
2/16	* Oregon	A	L	55-64	
2/29	* Oregon	A	W	55-52	
3/1	* Oregon	H	L	57-66	7,210

\* PCC contest (5th place North)

% at San Francisco, Calif.

Total Home Attendance — 67,391 (average 4,493)

**1952-53** **11-18, 6-10**

**Head Coach:** Slats Gill

12/1	@ Oregon	N	W	72-68 ot	
12/5	UCLA (#12)	H	L	63-73	4,313
12/6	UCLA (#12)	H	L	43-58	3,753
12/9	Portland	A	L	63-68	
12/12	Santa Clara	H	L	66-68	3,665
12/13	Santa Clara	H	W	69-68	3,442
12/19	BYU	H	L	66-69	2,491
12/20	BYU	H	W	67-65	2,542
12/26	UCLA (#20)	A	L	58-74	
12/27	UCLA (#20)	A	L	61-69	
12/29	% Stanford	N	W	58-46	
1/3	Portland	H	W	66-39	3,838
1/6	* Washington State	H	W	39-27	5,352
1/7	* Washington State	H	L	45-50	4,143
1/16	* Washington (#5)	A	L	54-77	
1/17	* Washington (#5)	A	L	56-68	
1/23	* Idaho	A	L	49-65	
1/24	* Idaho	A	W	59-55	
1/30	* Oregon	A	W	67-65	
1/31	* Oregon	H	L	63-73	9,859
2/3	* Idaho	H	L	62-64	3,436
2/4	* Idaho	H	W	78-52	3,924
2/13	* Washington (#3)	H	L	53-69	7,919
2/14	* Washington (#3)	H	L	60-73	9,779
2/20	* Washington State	A	L	50-56	
2/21	* Washington State	A	L	50-64	
2/27	* Oregon	H	W	75-74 ot	6,686
2/28	* Oregon	A	W	59-55	
3/7	Hawaii	A	L	58-74	

\* PCC contest (4th place North)

@ at Portland, Ore.

% at San Francisco, Calif.

Total Home Attendance — 75,142 (average 5,009)

**1953-54** **19-10, 11-5**

**PACIFIC COAST CONFERENCE NORTH CHAMPIONS**

**Head Coach:** Slats Gill

Swede Halbrook (So. C) — 21.2 ppg, 11.8 rpg

Tony Vlastelica (Jr. F) — 8.1 ppg

Tex Whiteman (Jr. C) — 6.6 ppg, 5.7 rpg

Bill Toole (Jr. G) — 4.9 ppg

12/4	Hawaii	H	W	73-54	4,127
12/5	Hawaii	H	W	55-50	3,821
12/12	Portland	H	W	84-65	3,286
12/19	Nebraska	H	W	83-55	4,326
12/21	Indiana (#1)	H	L	72-76	10,424
12/22	@ Indiana (#1)	N	W	67-51	
12/26	Ohio State	A	W	62-60	
12/28	\$ Duke	N	L	61-71	
12/29	\$ Tulane	N	L	70-74	
12/30	\$ North Carolina	N	W	65-53	
1/8	* Idaho	H	L	65-70	7,219
1/9	* Idaho	H	W	65-60	8,475
1/15	* Washington	A	W	61-49	
1/16	* Washington	A	W	54-51	
1/22	* Idaho	A	L	55-70	
1/23	* Idaho	A	W	69-53	
1/29	* Oregon	H	W	52-41	9,963
1/30	* Oregon	A	L	40-42	

2/5	* Washington State	H	W	65-41	6,480
2/6	* Washington State	H	W	65-54	7,291
2/12	* Washington	H	W	70-47	7,040
2/13	* Washington	H	L	47-51	9,303
2/19	* Washington State	A	W	51-49	
2/20	* Washington State	A	W	62-41	
2/26	* Oregon	A	L	60-63 ot2	
2/27	* Oregon	H	W	55-46	10,050
3/5	# USC	N	L	48-53	
3/6	# USC	N	W	65-47	
3/8	# USC	N	L	45-48	

\* PCC contest (1st place North)

@ at Eugene, Ore.

\$ Dixie Classic (Raleigh, N.C.)

# PCC Playoffs (Long Beach, Calif.)

Total Home Attendance — 91,805 (average 7,062)

## 1954-55

22-8, 15-1

### PACIFIC COAST CONFERENCE CHAMPIONS

#### NCAA TOURNAMENT

Head Coach: Slats Gill

Swede Halbrook (Jr. C) — 20.9 ppg, 14.1 rpg

Tony Vlastelica (Sr. F) — 11.5 ppg, 4.0 rpg

Reggie Halligan (Sr. F) — 7.3 ppg, 5.2 rpg

Ron Robins (Sr. G) — 6.8 ppg

12/1	Hawaii	H	W	69-47	4,045
12/3	@ California	N	L	50-52	
12/4	Santa Clara	H	W	39-34	6,537
12/10	USC	H	L	43-45	5,264
12/11	USC	H	L	35-55	5,128
12/17	San Francisco	A	L	34-60	
12/18	^ Santa Clara	N	L	45-56	
12/21	Seattle	H	W	64-59	2,695
12/28	% Washington State	N	W	68-48	
12/29	% Washington	A	L	57-58 ot	
1/7	* Washington State	H	W	70-58	6,689
1/8	* Washington State	H	W	56-52	6,745
1/14	* Washington	H	W	66-38	7,722
1/15	* Washington	H	W	70-63	9,024
1/21	* Oregon	A	W	56-53	
1/22	* Oregon	H	W	56-54 ot	11,315
1/28	* Washington	A	W	55-51	
1/29	* Washington	A	W	57-43	
2/4	* Idaho	A	W	59-52	
2/5	* Idaho	A	W	69-63	
2/14	* Idaho	H	W	80-65	7,170
2/15	* Idaho	H	W	67-56	7,036
2/18	* Washington State	A	W	73-61	
2/19	* Washington State	A	L	66-68	
2/25	* Oregon	H	W	53-44	10,607
2/26	* Oregon	A	W	68-58	
3/4	\$ UCLA (#9)	H	W	82-75	7,198
3/5	\$ UCLA (#9)	H	W	83-64	10,400
3/11	# Seattle	H	W	83-71	10,495
3/12	# San Francisco (#1)	H	L	56-57	11,206

\* PCC contest (1st place)

@ at Eugene, Ore.

^ at San Francisco, Calif.

% Northern Division Tournament (Seattle, Wash.)

\$ PCC Playoffs (Corvallis, Ore.)

# NCAA West Regional (Corvallis, Ore.)

Total Home Attendance — 129,276 (average 7,604)

## 1955-56

8-18, 5-11

Head Coach: Slats Gill

Dave Gambée (So. F) — 17.9 ppg, 10.4 rpg

Ken Nanson (So. G) — 11.5 ppg, 6.8 rpg

Bob Allord (Jr. F) — 10.3 ppg

Wayne Moss (So. C) — 6.4 ppg, 8.8 rpg

12/2	Oregon	A	L	46-57	
12/3	Colorado	H	L	53-63	5,509
12/7	Baylor	H	L	57-62	3,857
12/9	Wyoming	H	W	53-46	4,098
12/10	Wyoming	H	L	51-52	4,329

12/20	Michigan	H	W	84-71	5,058
12/21	% Northwestern	N	W	63-61	
12/29	& N.C. State (#3)	A	L	54-59	
12/30	& Minnesota	N	L	60-64	
12/31	& Villanova	N	L	63-68	
1/6	* Washington State	A	W	59-40	
1/7	* Washington State	A	L	52-58	
1/13	* USC	A	L	47-58	
1/14	* USC	A	L	53-84	
1/20	* Stanford	H	W	69-59	6,209
1/21	* Stanford	H	L	50-75	5,028
1/27	* Washington	H	L	58-66	5,587
1/28	* Washington	H	L	63-83	5,351
2/3	* California	A	L	63-65 ot	
2/4	* California	A	L	56-69	
2/17	* UCLA (#20)	H	L	56-77	6,498
2/18	* UCLA (#20)	H	L	59-72	8,105
2/24	* Idaho	H	L	55-58	4,496
2/25	* Idaho	H	W	69-59	4,195
3/9	* Oregon	A	W	74-69	
3/10	* Oregon	H	W	59-49	8,395

\* PCC contest (t-6th place)

% at Eugene, Ore.

& Dixie Classic (Raleigh, N.C.)

Total Home Attendance — 76,715 (average 5,480)

## 1956-57

11-15, 6-10

Head Coach: Slats Gill

Dave Gambée (Jr. F) — 20.2 ppg, 10.5 rpg

Ken Nanson (Jr. G) — 8.5 ppg, 4.5 rpg

Bob Allord (Sr. F) — 6.9 ppg

Gary Goble (So. C) — 6.6 ppg, 8.8 rpg

11/30	BYU	A	W	62-55	
12/1	Wyoming	A	W	68-65	
12/3	Colorado	A	L	58-67	
12/7	Texas	H	L	63-64	5,099
12/8	% Portland	N	L	55-56	
12/18	% Missouri	N	L	41-71	
12/19	Rice	H	L	54-55	2,604
12/28	@ San Francisco (#19)	H	W	62-40	3,614
12/29	@ Washington	H	W	71-58	3,875
1/4	* Stanford	A	W	64-63	
1/5	* Stanford	A	L	58-60	
1/11	* USC	H	L	49-55	6,025
1/12	* USC	H	W	67-54	6,121
1/25	* Washington	A	L	53-64	
1/26	* Washington	A	L	51-58	
2/1	* UCLA (#5)	A	L	37-59	
2/2	* UCLA (#5)	A	L	53-64	
2/8	* California (#19)	H	L	60-73 ot2	6,015
2/9	* California (#19)	H	L	51-62	8,626
2/12	Oregon	H	W	68-55	4,370
2/22	* Idaho	A	L	67-74	
2/23	* Idaho	A	W	81-53	
3/1	* Washington State	H	W	65-59	4,071
3/2	* Washington State	H	W	70-49	5,617
3/8	* Oregon	H	W	75-62	7,008
3/9	* Oregon	A	L	61-65	

\* PCC contest (6th place)

% at Eugene, Ore.

@ Far West Classic (Corvallis, Ore.)

Total Home Attendance — 63,045 (average 5,254)

## 1957-58

20-6, 12-4

Head Coach: Slats Gill

Dave Gambée (Sr. F) — 18.3 ppg, 11.0 rpg

Ken Nanson (Sr. F) — 13.8 ppg, 6.5 rpg

Lee Harman (Jr. G) — 7.5 ppg, 6.3 rpg

Jim Anderson (Jr. G) — 7.2 ppg

12/3	Oregon	A	W	60-55	
12/6	Portland	H	W	75-49	4,313
12/7	% Portland	N	W	64-46	
12/12	Seattle (#14)	H	W	63-55	6,221
12/14	Gonzaga	H	W	71-63	5,483

12/21	Iowa	A	L	67-77	
12/23	Indiana	A	W	62-51	
12/27	@ Yale	H	W	79-69	4,502
12/28	@ Utah (#15)	H	W	65-63	6,016
1/3	* California (#19)	H	W	55-43	4,133
1/4	* UCLA	H	W	68-61	5,841
1/18	* California	A	L	51-61	
1/20	* Stanford	A	W	68-59	
1/24	* Washington	H	W	81-58	7,555
1/25	* Washington	A	L	42-45	7,800
1/31	* Oregon	A	W	82-62	
2/1	* Stanford	H	L	57-69	10,364
2/7	* Oregon	H	W	62-37	8,388
2/10	* Idaho	H	W	70-51	5,406
2/21	* USC	A	W	69-50	
2/22	* UCLA	A	W	77-61	
3/1	* USC	H	W	58-52	9,478
3/3	* Washington State	H	W	69-31	7,023
3/7	* Washington State	A	W	67-62	
3/8	* Idaho	A	L	55-62	
3/10	# California	N	L	45-57	

\* PCC contest (t-1st place)

% at Vancouver, Wash.

@ Far West Classic (Corvallis, Ore.)

# PCC Playoffs (Eugene, Ore.)

Total Home Attendance — 84,723 (average 6,517)

### 1958-59

### 13-13, 7-9

**Head Coach:** Slats Gill

Lee Harman (Sr. G) — 15.6 ppg, 7.8 rpg

Jim Woodland (So. F) — 8.8 ppg, 4.0 rpg

Jim Anderson (Sr. G) — 7.2 ppg

Steve Flynn (So. F) — 6.8 ppg, 5.7 rpg

12/1	Oregon	H	W	68-60	4,617
12/5	Utah	A	L	41-70	4,045
12/6	Utah	A	L	38-62	3,923
12/8	Idaho State	A	L	49-55	
12/12	Hawaii	H	W	59-40	3,870
12/13	Wichita State	H	W	72-55	2,826
12/19	Indiana	H	L	53-57	2,868
12/20	Indiana	H	W	73-69	3,115
12/27	@ Air Force	H	W	49-47	4,228
12/29	@ Iowa	H	W	72-71	5,022
1/3	* USC	H	L	41-49	4,168
1/5	* Stanford	H	W	68-56	4,739
1/9	* USC	A	W	61-53	5,500
1/10	* UCLA	A	L	62-73	
1/17	* Washington	H	L	59-69	8,149
1/22	* Idaho	A	W	87-84	2,700
1/23	* Washington State	A	W	76-66	
1/31	* Oregon	A	W	58-57	8,510
2/6	* Oregon	H	L	68-73	9,764
2/7	* Washington State	H	W	72-58	7,626
2/14	* Washington	A	L	59-75	7,500
2/23	* California (#15)	H	L	40-57	5,520
2/27	* UCLA	H	L	59-71	5,006
2/28	* Idaho	H	W	46-42	4,484
3/6	* Stanford	A	L	54-71	
3/7	* California (#11)	A	L	52-55	7,000

\* PCC contest (6th place)

@ Far West Classic (Corvallis, Ore.)

Total Home Attendance — 76,002 (average 5,067)

### 1959-60

### 15-11

**Head Coach:** Slats Gill/Paul Valenti

Jim Woodland (Jr. G) — 10.5 ppg, 4.7 rpg

Jay Carty (So. F) — 9.7 ppg, 7.3 rpg

Bill Wold (Jr. G) — 8.5 ppg

Karl Anderson (Jr. C) — 8.4 ppg, 9.9 rpg

12/2	Hawaii	A	L	51-56	
12/3	Hawaii	A	W	72-46	
12/11	Montana	H	W	67-52	3,573
12/12	Montana	H	W	78-58	3,552
12/19	Nebraska	H	W	63-60	3,428

12/21	% Nebraska	N	W	67-65	
12/26	@ New Mexico State	H	W	54-50	3,503
12/28	@ Idaho	H	W	49-48	4,047
12/29	@ Oregon	H	W	60-56	6,142
1/2	Washington State	H	W	49-38	3,212
1/9	Stanford	H	L	38-43	5,382
1/11	Washington	A	L	51-57	
1/16	USC (#10)	A	L	59-84	
1/22	Washington State	A	W	62-59	
1/23	Idaho	A	L	56-62	
1/29	Stanford	A	W	45-40	
1/30	California (#3)	A	L	48-67	
2/5	Oregon	A	L	53-63	
2/6	Oregon	H	W	55-54	6,801
2/9	Portland	A	W	51-43	
2/19	USC	H	L	62-68	5,194
2/20	Washington	H	L	52-62	7,246
2/26	Idaho	H	W	55-53	3,133
2/27	California (#4)	H	L	47-62	7,058
3/4	Oregon	H	W	53-45	6,178
3/5	Oregon	A	L	63-67	

% at Portland, Ore.

@ Far West Classic (Corvallis, Ore.)

Total Home Attendance — 68,449 (average 4,889)

Note: Slats Gill missed 12 games due to illness. Paul Valenti served as interim coach (9-3 in the 12 games).

### 1960-61

### 14-12

**Head Coach:** Slats Gill

Karl Anderson (Sr. C) — 10.2 ppg, 6.1 rpg

Jay Carty (Jr. F) — 10.1 ppg, 7.6 rpg

Jim Woodland (Sr. G) — 9.7 ppg

Bob Jacobson (Jr. F) — 7.0 ppg, 5.5 rpg

12/2	New Mexico State	A	W	65-55	
12/3	Arizona State	A	L	77-79	
12/5	UC Santa Barbara	A	L	53-62	
12/10	Washington	A	L	47-58	
12/16	Arizona State	H	W	65-54	3,013
12/17	Seattle	H	W	67-53	2,403
12/28	@ Wisconsin	N	W	56-54	5,531
12/29	@ Idaho	N	W	63-53	5,193
12/30	@ Seattle	N	W	73-65	7,896
1/7	Portland	H	L	44-47	6,168
1/13	Washington State	A	W	76-66	
1/14	Washington State	A	L	61-72	
1/20	Idaho	H	W	67-52	4,556
1/21	Washington State	H	W	72-47	5,113
1/27	Portland	A	W	58-48	
1/28	Washington	H	W	74-46	8,161
2/3	Oregon	H	L	55-58	9,505
2/4	Oregon	A	L	58-71	
2/10	Washington State	H	W	53-52	3,430
2/11	Idaho	H	W	55-49	4,253
2/17	Idaho	A	L	57-62	
2/18	Idaho	A	L	47-54	
2/24	USC (#10)	H	W	62-58	6,636
2/25	USC (#10)	H	L	68-74	8,329
3/10	Oregon	A	L	52-54	
3/11	Oregon	H	L	57-63	8,329

@ Far West Classic (Portland, Ore.)

Total Home Attendance — 69,896 (average 5,825)

### 1961-62

### 24-5

**NCAA TOURNAMENT**

**Head Coach:** Slats Gill

Mel Counts (So. C) — 18.5 ppg, 13.8 rpg

Jay Carty (Sr. F) — 15.4 ppg, 10.5 rpg

Steve Pauly (Jr. G) — 11.5 ppg, 5.3 rpg

Terry Baker (Jr. G) — 10.7 ppg

12/1	Montana	A	W	82-76	
12/2	Montana	A	L	54-56	
12/9	Washington	H	W	55-48	6,001
12/16	Stanford	H	W	58-47	3,532
12/18	Stanford	H	W	55-49	4,402

12/27	@ Michigan	N	W	89-54	10,536
12/29	@ Washington State	N	W	78-66	7,704
12/30	@ Oregon	N	W	74-57	10,536
1/5	Washington State	A	W	69-56	
1/6	Washington State	A	W	68-65	
1/12	Gonzaga	H	W	78-64	6,004
1/13	Portland	H	W	80-63	6,601
1/19	Idaho	A	W	74-59	
1/20	Idaho	A	W	71-68	
1/27	Seattle	H	W	82-73 ot2	11,125
2/2	Oregon	A	W	79-63	
2/3	Oregon	H	W	82-66	11,709
2/10	Portland	A	W	75-64	
2/16	Seattle	A	L	73-74	
2/17	Washington	A	L	61-73	
2/23	Idaho	H	L	51-52	6,344
2/24	Idaho	H	W	65-50	9,158
3/2	Washington State	H	W	62-55	4,497
3/3	Washington State	H	W	63-46	5,651
3/9	Oregon	H	W	65-48	7,331
3/10	Oregon	A	W	60-56	
3/13	# Seattle	H	W	69-65 ot	9,702
3/16	% Pepperdine	N	W	69-67	
3/17	% UCLA	N	L	69-88	

@ Far West Classic (Portland, Ore.)

# NCAA West Regional (Corvallis, Ore.)

% NCAA West Regional (Provo, Utah)

Total Home Attendance — 92,057 (average 7,081)

## 1962-63

22-9

### NCAA TOURNAMENT

Head Coach: Slats Gill

Mel Counts (Jr. C) — 21.3 ppg, 15.6 rpg

Terry Baker (Sr. G) — 13.4 ppg

Steve Pauly (Sr. F) — 9.2 ppg, 6.1 rpg

Frank Peters (So. G) — 9.1 ppg, 4.7 rpg

12/7	Seattle	A	L	58-60	
12/8	Washington	A	W	57-45	
12/14	California	H	L	59-61	6,436
12/15	California	H	W	70-60	5,373
12/21	% West Virginia (#7)	N	L	65-70	
12/22	% Iowa	N	W	61-55	
12/27	@ Idaho	N	W	80-53	12,129
12/28	@ California	N	W	58-50	9,956
12/29	@ Iowa	N	W	64-57	11,008
1/4	Washington State	H	W	74-47	7,741
1/5	Washington State	H	W	61-50	8,640
1/11	Stanford	A	W	65-58	
1/12	Stanford	A	L	69-96	
1/19	Gonzaga	H	W	63-47	7,138
1/26	Washington	H	W	65-48	8,805
2/1	Seattle	H	W	66-60	9,782
2/8	Portland	A	L	58-67	
2/9	Portland	H	W	66-51	7,181
2/15	Oregon	H	L	50-54	9,066
2/16	Oregon	A	W	67-57	
2/22	USC	H	W	76-49	8,257
2/23	USC	H	L	58-67	10,195
3/1	Washington State	A	W	79-56	
3/2	Washington State	A	W	74-65	
3/8	Oregon	A	W	65-61	
3/9	Oregon	H	W	71-65	7,390
3/11	# Seattle	N	W	70-66	
3/15	% San Francisco	N	W	65-61	
3/16	% Arizona State (#4)	N	W	83-65	
3/22	& Cincinnati (#1)	N	L	46-80	
3/23	& Duke (#2)	N	L	63-85	

% Kentucky Invitational (Lexington, Ky.)

@ Far West Classic (Portland, Ore.)

# NCAA West Regional (Eugene, Ore.)

% NCAA West Regional (Provo, Utah)

& NCAA Final Four (Louisville, Ky.)

Total Home Attendance — 96,004 (average 8,000)

## 1963-64

25-4

### NCAA TOURNAMENT

Head Coach: Slats Gill

Mel Counts (Sr. C) — 26.7 ppg, 16.9 rpg

Jim Jarvis (Jr. G) — 13.9 ppg

Frank Peters (Jr. G) — 13.3 ppg, 3.8 rpg

Scott Eaton (So. F) — 4.5 ppg

11/30	Washington State	A	W	80-66	
12/2	Washington State	A	W	75-58	
12/6	British Columbia	H	W	87-47	6,003
12/7	Washington	H	W	91-60	8,350
12/13	California	A	L	55-65	
12/14	California	A	W	61-49	
12/20	Indiana	H	W	70-57	9,006
12/21	\$ Indiana	N	W	56-52	
12/26	@ LSU	N	W	87-57	11,752
12/27	@ Colorado State	N	W	53-51	12,309
12/28	@ BYU	N	W	68-58	13,012
1/3	\$ Cincinnati (#4)	N	L	53-57	
1/4	Cincinnati (#4)	H	W	82-61	10,597
1/12	Hawaii	A	W	71-55	
1/13	Hawaii	A	W	70-44	
1/17	Oregon	A	L	45-47	
1/18	Oregon	H	W	66-53	10,176
1/24	Stanford	H	W	65-57	8,068
1/25	Stanford	H	W	65-57	9,410
1/31	Seattle	A	W	85-79	
2/1	Washington	A	W	67-59	
2/7	Portland	A	W	97-68	
2/8	Portland	H	W	95-61	7,369
2/14	Seattle	H	W	76-72	9,429
2/21	Idaho	H	W	72-46	7,211
2/22	Idaho	H	W	112-62	8,644
2/28	Oregon	H	W	71-68	9,909
2/29	Oregon	A	W	85-71	
3/10	# Seattle	N	L	57-61	

\$ at Portland

@ Far West Classic (Portland, Ore.)

# NCAA West Regional (Eugene, Ore.)

Total Home Attendance — 104,172 (average 8,681)

## 1964-65

16-10, 7-7

Head Coach: Paul Valenti

Jim Jarvis (Sr. G) — 21.1 ppg, 4.3 rpg

Charlie White (Jr. G) — 9.6 ppg, 7.0 rpg

Ed Fredenburg (So. C) — 7.8 ppg, 6.5 rpg

Rick Whelan (Jr. G) — 6.9 ppg

12/1	San Francisco (#9)	H	L	58-66	6,548
12/5	Washington	H	W	67-63	6,556
12/9	Arizona State	H	W	66-52	5,008
12/19	\$ Stanford	N	W	61-60	
12/23	Cincinnati	A	L	56-71	
12/26	@ Army	N	W	65-64 ot	9,699
12/28	@ Northwestern	N	W	67-65	8,052
12/30	@ Tennessee	N	W	48-27	10,458
1/8	* USC	H	W	65-63	8,339
1/9	* UCLA (#1)	H	L	53-83	10,436
1/15	* Washington	A	L	70-79	
1/16	* Washington State	A	L	53-64	
1/18	Idaho	A	W	60-48	
1/27	Oregon	A	L	53-59	
1/30	Oregon	H	W	53-48	6,248
2/5	* California	H	W	74-57	5,434
2/6	* Stanford	H	L	48-51	7,284
2/9	Hawaii	H	W	92-61	3,404
2/12	* Stanford	A	W	47-45	
2/13	* California	A	L	53-55	
2/19	* UCLA (#2)	A	L	55-73	
2/20	* USC	A	L	38-64	
2/26	* Washington State	H	W	66-51	6,569

2/27	* Washington	H	W	54-45	9,067
3/5	* Oregon	H	W	69-50	9,500
3/6	* Oregon	A	W	64-61	

\* AAWU contest (4th place)  
\$ at Portland, Ore.  
@ Far West Classic (Portland, Ore.)  
Total Home Attendance — 84,393 (average 7,033)

**1965-66** **21-7, 12-2**

**ATHLETIC ASSOCIATION OF WESTERN UNIVERSITY CHAMPIONS**

**NCAA TOURNAMENT**

**Head Coach:** Paul Valenti

Loy Petersen (So. F) — 12.9 ppg, 5.9 rpg

Charlie White (Sr. G) — 11.7 ppg, 6.6 rpg

Scott Eaton (Sr. F) — 9.9 ppg

Ed Fredenburg (Jr. C) — 9.6 ppg, 7.4 rpg

12/1	Portland	H	W	65-43	5,415
12/3	Washington	A	L	44-45	
12/7	Nebraska	A	L	63-75	
12/9	Navy	A	L	55-59 ot3	
12/11	Villanova	A	W	65-59 ot	
12/18	Portland	A	W	73-63	
12/27	@ Air Force	N	W	53-42	10,345
12/29	@ Arizona State	N	W	56-46	9,259
12/30	@ Stanford	N	W	62-46	12,218
1/7	* UCLA (#10)	A	L	35-79	
1/8	* USC	A	W	59-56	
1/14	* Washington State	H	W	68-52	7,367
1/15	* Washington	H	W	67-59	7,516
1/21	Oregon	H	W	62-46	10,011
1/22	Oregon	A	L	60-61	
2/1	Hawaii	H	W	72-36	3,170
2/4	* California	A	W	77-62	
2/5	* Stanford	A	W	56-54	
2/11	* California	H	W	63-50	5,440
2/12	* Stanford	H	W	63-57	8,709
2/18	* UCLA	H	W	64-51	10,307
2/19	* USC	H	L	60-70	9,320
2/26	* Washington State	A	W	54-47	
2/28	* Washington	A	W	54-43	
3/4	* Oregon	A	W	49-42	
3/5	* Oregon	H	W	68-54	10,005
3/11	# Houston	N	W	63-60	
3/12	# Utah	N	L	64-70	

\* AAWU contest (1st place)

@ Far West Classic (Portland, Ore.)

# NCAA West Regional (Los Angeles, Calif.)

Total Home Attendance — 77,260 (average 7,726)

**1966-67** **14-14, 8-6**

**Head Coach:** Paul Valenti

Vince Fritz (So. G) — 16.4 ppg

Loy Petersen (Jr. F) — 14.4 ppg, 7.2 rpg

Ed Fredenburg (Sr. C) — 8.4 ppg, 7.0 rpg

Harry Gunner (Sr. F) — 5.8 ppg, 6.1 rpg

12/2	Hawaii	A	W	61-56	
12/3	Hawaii	A	W	58-54	
12/9	Portland	H	W	64-44	5,538
12/17	BYU (#7)	H	W	92-76	7,556
12/22	% Kentucky	A	L	66-96	
12/23	% Penn State	N	W	64-61 ot2	
12/27	@ Indiana	N	L	60-71	12,676
12/29	@ St. Louis	N	L	52-64	6,696
12/30	@ Minnesota	N	L	54-60	5,557
1/6	* California	A	W	45-42	
1/7	* Stanford	A	L	51-58	
1/13	* Washington State	H	W	63-61	8,305
1/14	* Washington	H	W	61-57	5,050
1/20	Oregon	A	L	51-63	
1/28	Oregon	H	L	55-56	6,529
1/30	St. Mary's	H	W	61-40	4,368
2/2	Portland	A	L	43-48	
2/4	Idaho	A	L	56-57	
2/10	* UCLA (#1)	A	L	44-76	

2/11	* USC	A	L	47-62	
2/17	* USC	H	L	63-72 ot	6,088
2/18	* UCLA (#1)	H	L	50-72	9,165
2/24	* Stanford	H	W	54-51	7,269
2/25	* California	H	W	59-57 ot	10,048
3/4	* Washington	A	W	69-66	
3/6	* Washington State	A	W	51-49 ot	
3/10	* Oregon	H	L	55-62	7,562
3/11	* Oregon	A	W	49-47 ot	

\* AAWU contest (t-2nd place)

% Kentucky Invitational (Lexington, Ky.)

@ Far West Classic (Portland, Ore.)

Total Home Attendance — 77,478 (average 7,043)

**1967-68** **12-13, 5-9**

**Head Coach:** Paul Valenti

Vince Fritz (Jr. G) — 18.2 ppg

Vic Bartolome (So. C) — 13.2 ppg, 6.4 rpg

Gary Freeman (So. F) — 10.3 ppg, 6.6 rpg

Loy Petersen (Sr. F) — 10.2 ppg, 4.9 rpg

12/2	San Francisco	H	L	52-63	7,521
12/16	San Jose State	H	W	67-52	3,903
12/21	% Michigan	N	L	61-80	
12/22	% Oklahoma State	N	W	49-48	
12/27	@ Texas	N	W	54-42	12,592
12/28	@ Washington State	N	W	62-61	11,884
12/30	@ North Carolina (#5)	N	L	61-68	12,955
1/5	* California	H	W	76-63	6,806
1/6	* Stanford	H	W	67-51	6,878
1/13	* Washington State	A	L	62-82	
1/15	* Washington	A	L	56-68	
1/20	Oregon	A	W	60-49	
1/27	Oregon	H	W	58-46	5,518
1/29	Portland	H	W	65-56	2,071
2/1	Portland	A	L	61-67	
2/9	* UCLA (#2)	H	L	52-55	10,050
2/10	* USC	H	L	47-49	4,515
2/16	* USC	A	L	63-71 ot	
2/17	* UCLA (#2)	A	L	71-88	
2/23	* Stanford	A	L	67-70 ot	
2/24	* California	A	L	58-71	
3/1	* Washington	H	W	74-72	6,672
3/2	* Washington State	H	L	76-81 ot	10,022
3/8	* Oregon	A	W	80-65	
3/9	* Oregon	H	W	93-54	6,313

\* AAWU contest (t-5th place)

% Sun Devil Tournament (Phoenix, Ariz.)

@ Far West Classic (Portland, Ore.)

Total Home Attendance — 70,269 (average 6,388)

**1968-69** **12-14, 5-9**

**Head Coach:** Paul Valenti

Gary Freeman (Jr. F) — 15.9 ppg, 9.4 rpg

Vic Bartolome (Jr. C) — 15.4 ppg, 8.2 rpg

Bill More (Sr. F) — 8.7 ppg

Tim Perkins (So. F) — 7.5 ppg

11/30	San Francisco	A	W	60-50	
12/6	Nebraska	H	W	79-67	7,599
12/14	St. Mary's	H	W	63-51	5,179
12/19	Utah	A	L	54-86	
12/20	BYU	A	L	64-89	
12/26	@ Arizona State	N	W	46-42 ot	9,921
12/29	@ Washington State	N	L	50-51 ot	11,337
12/30	@ BYU	N	L	64-69	5,612
1/10	* USC	H	W	61-57	6,715
1/11	* UCLA (#1)	H	L	64-83	9,413
1/18	* Washington	A	L	42-60	
1/20	* Washington State	A	L	60-61	
1/24	Oregon	A	L	52-66	
1/25	Oregon	H	W	65-53	5,406
1/30	Portland	A	W	83-59	
2/1	Portland	H	W	78-57	3,552
2/7	* California	H	L	57-69	5,566
2/8	* Stanford	H	W	63-62	5,708



2/14	* Stanford	A	L	61-70	
2/15	* California	A	W	79-63	
2/21	* UCLA (#1)	A	L	66-91	
2/22	* USC	A	L	61-71	
2/28	* Washington State	H	L	60-62	7,373
3/1	* Washington	H	W	82-52	10,099
3/7	* Oregon	H	L	66-71	8,094
3/8	* Oregon	A	W	66-57	

\* Pac-8 contest (t-5th place)

@ Far West Classic (Portland, Ore.)

Total Home Attendance — 74,704 (average 6,791)

### 1969-70

10-16, 4-10

**Head Coach:** Paul Valenti

Vic Bartolome (Sr. C) — 16.1 ppg, 8.7 rpg

Gary Freeman (Sr. F) — 14.7 ppg, 9.0 rpg

Vince Fritz (Sr. G) — 11.1 ppg

Billy Nickleberry (So. G) — 10.1 ppg

12/1	Miami (Fla.)	A	W	86-81	
12/2	Florida State	A	L	68-69	
12/4	LSU	A	L	72-94	
12/13	Gonzaga	H	W	67-53	7,695
12/22	LSU (#15)	H	L	68-76	10,388
12/26	@ Temple	N	W	65-44	13,259
12/29	@ Washington (#10)	N	L	65-85	13,330
12/30	@ Washington State	N	L	54-59	13,069
1/9	* USC	A	L	51-64	
1/10	* UCLA (#1)	A	L	71-72	
1/16	* Washington (#15)	H	W	60-47	7,242
1/17	* Washington State	H	W	80-65	5,052
1/23	Oregon	H	W	78-73	10,207
1/24	Oregon	A	L	64-79	
1/30	Hawaii	H	W	76-56	4,528
1/31	Portland	H	W	78-62	6,536
2/6	* California	A	L	55-71	
2/7	* Stanford	A	L	69-71	
2/13	* Stanford	H	W	80-59	7,749
2/14	* California	H	L	64-67	10,137
2/20	* UCLA (#1)	H	L	56-71	10,177
2/21	* USC	H	L	55-70	6,149
2/28	* Washington State	A	L	51-86	
3/2	* Washington	A	L	43-46	
3/6	* Oregon	A	L	66-73	
3/7	* Oregon	H	W	81-67	8,518

\* Pac-8 contest (7th place)

@ Far West Classic (Portland, Ore.)

Total Home Attendance — 94,378 (average 7,865)

### 1970-71

12-14, 4-10

**Head Coach:** Ralph Miller

Freddie Boyd (Jr. G) — 17.8 ppg, 6.8 rpg

Sam Whitehead (So. F) — 11.6 ppg, 9.6 rpg

Gary Arbelbide (Sr. F) — 9.6 ppg, 3.7 rpg

Neal Jurgenson (So. C) — 8.7 ppg, 6.7 rpg

12/4	Oklahoma State	H	W	69-63	7,749
12/5	\$ Oklahoma State	N	W	84-76	
12/7	Utah	H	W	91-75	6,570
12/12	BYU	H	W	99-80	10,250
12/22	Kentucky (#7)	A	L	78-84	
12/23	Tennessee (#12)	A	L	61-89	
12/28	@ Harvard	N	W	91-76	10,585
12/29	@ Stanford	N	W	82-75	12,943
12/30	@ Oregon (#16)	N	W	68-64	13,024
1/8	* California	H	L	100-101 ot	10,529
1/9	* Stanford	H	W	88-70	10,197
1/23	* Washington	A	L	85-93 ot	
1/25	* Washington State	A	W	78-73	
1/27	Long Island	H	W	71-70 ot	7,476
2/5	Oregon	A	L	62-64	
2/6	Oregon	H	L	57-67	9,616
2/12	* USC (#3)	H	L	63-82	7,515
2/13	* UCLA (#1)	H	L	65-67	8,604
2/19	* UCLA (#1)	A	L	64-94	
2/20	* USC (#3)	A	L	75-110	

2/26	* Stanford	A	L	85-97	
2/27	* California	A	L	74-99	
3/5	* Washington State	H	W	81-67	7,381
3/6	* Washington	H	W	71-52	10,213
3/12	* Oregon	H	L	76-78	9,021
3/13	* Oregon	A	L	65-71	

\* Pac-8 game (6th place)

\$ at Portland, Ore.

@ Far West Classic (Portland, Ore.)

Total Home Attendance — 105,121 (average 8,760)

### 1971-72

18-10, 9-5

**Head Coach:** Ralph Miller

Freddie Boyd (Sr. G) — 19.8 ppg, 6.6 rpg

Sam Whitehead (Jr. F) — 14.1 ppg, 8.0 rpg

Steve Ericksen (So. F) — 13.5 ppg, 7.8 rpg

Neal Jurgenson (Jr. C) — 12.9 ppg, 7.4 rpg

12/2	Hawaii	A	L	71-89	
12/3	Hawaii	A	L	73-76	
12/6	Idaho	H	W	84-67	5,838
12/10	Oklahoma State	A	W	76-72	
12/11	Oklahoma State	A	W	70-56	
12/17	San Diego State	H	W	96-90	5,417
12/18	Portland	H	W	88-58	4,170
12/20	Weber State	H	W	82-75	5,095
12/27	@ Dartmouth	N	W	106-72	12,131
12/29	@ Florida State	N	L	72-73	11,302
12/30	@ New Mexico	N	W	81-69	12,194
1/7	* UCLA (#1)	H	L	72-78	10,500
1/8	* USC (#11)	H	L	75-87	6,453
1/15	Cincinnati	H	W	88-68	6,943
1/22	* Washington State	A	W	77-71	
1/24	* Washington	A	L	73-86	
1/28	Oregon	H	L	70-72	10,049
2/5	Oregon	A	L	63-71	
2/11	* Stanford	A	W	68-64	
2/12	* California	A	W	74-68	
2/18	* Stanford	H	W	87-62	9,256
2/19	* California	H	W	74-68	10,002
2/25	* USC	A	W	65-61	
2/26	* UCLA (#1)	A	L	72-91	
3/3	* Washington State	H	W	99-64	7,018
3/4	* Washington	H	L	69-70	9,947
3/10	* Oregon	A	W	78-68	
3/11	* Oregon	H	W	60-57	10,184

\* Pac-8 contest (t-3rd place)

@ Far West Classic (Portland, Ore.)

Total Home Attendance — 100,872 (average 7,759)

### 1972-73

15-11, 6-8

**Head Coach:** Ralph Miller

Sam Whitehead (Sr. F) — 13.8 ppg, 7.8 rpg

Neal Jurgenson (Sr. C) — 12.3 ppg, 7.0 rpg

Charles Neal (So. G) — 10.5 ppg, 5.6 rpg

Paul Miller (Fr. F) — 10.4 ppg, 3.8 rpg

12/1	Wichita State	H	W	78-73	8,752
12/2	New Mexico	H	L	79-84 ot	8,624
12/4	Michigan (#19)	A	L	57-68	
12/6	Temple	A	W	56-50	
12/9	Long Island	A	W	82-71	
12/16	Puget Sound	H	W	85-66	4,067
12/23	Montana	H	W	79-62	4,270
12/28	@ Baylor	N	W	88-54	8,480
12/29	@ Wyoming	N	W	81-56	11,692
12/30	@ Minnesota (#5)	N	L	80-83	10,579
1/5	* USC	A	L	72-90	
1/6	* UCLA (#1)	A	L	61-87	
1/12	* Washington State	H	W	91-71	7,574
1/13	* Washington	H	W	89-63	9,430
1/20	Idaho	A	W	77-59	
1/27	* Oregon	H	W	80-60	9,063
2/2	\$ Oregon	N	W	68-56	
2/9	* California	H	W	79-70	10,387
2/10	* Stanford	H	W	74-68	10,247

2/16	* Stanford	A	L	70-81	
2/17	* California	A	L	77-79	
2/22	* USC	H	W	82-66	8,352
2/24	* UCLA (#1)	H	L	67-73	10,520
3/3	* Washington	A	L	72-83	
3/5	* Washington State	A	L	64-67	
3/10	* Oregon	A	L	81-88	

\* Pac-8 contest (t-5th place)

@ Far West Classic (Portland, Ore.)

\$ at Portland, Ore.

Total Home Attendance — 91,286 (average 8,299)

### 1973-74

13-13, 6-8

**Head Coach:** Ralph Miller

Lonnie Shelton (Fr. F) — 12.2 ppg, 7.8 rpg

Paul Miller (So. F) — 11.7 ppg, 3.6 rpg

Steve Ericksen (Sr. C) — 10.2 ppg, 4.8 rpg

Rich Plante (Sr. G) — 9.8 ppg

12/3	New Mexico	A	L	75-89	13,389
12/5	Cincinnati	A	L	63-72	6,474
12/7	% Seton Hall	N	W	88-83	4,240
12/8	% West Virginia	A	L	74-78	7,000
12/15	UNLV	H	L	59-74	5,436
12/21	Puget Sound	H	W	84-50	3,214
12/22	Portland	H	W	88-67	3,693
12/26	@ Army	N	W	82-54	8,303
12/28	@ Indiana (#7)	N	W	61-48	10,946
12/29	@ Washington	N	L	56-65	12,341
1/4	* California	A	L	54-61	4,800
1/5	* Stanford	A	W	56-53	3,968
1/11	* Washington	H	W	87-63	8,253
1/12	* Washington State	H	L	69-72	9,347
1/15	Hawaii	H	W	86-62	4,329
1/26	* Oregon	A	L	61-67	10,000
2/1	\$ Oregon	N	W	92-79	10,424
2/8	* USC (#14)	A	L	71-81	4,576
2/9	* UCLA (#1)	A	L	75-80	12,026
2/15	* UCLA (#1)	H	W	61-57	10,376
2/16	* USC (#13)	H	L	53-60	9,223
2/22	* Stanford	H	L	53-55	9,097
2/23	* California	H	W	77-73	8,126
3/2	* Washington State	A	W	76-63	6,500
3/4	* Washington	A	L	63-68	3,400
3/9	* Oregon	H	W	81-74	10,590

\* Pac-8 contest (5th place)

% West Virginia Tournament (Morgantown, W.Va.)

@ Far West Classic (Portland, Ore.)

\$ at Portland, Ore.

Total Home Attendance — 81,684 (average 7,426)

### 1974-75

19-12, 10-4

**NCAA TOURNAMENT**

**Head Coach:** Ralph Miller

Lonnie Shelton (So. F) — 18.2 ppg, 9.4 rpg

Don Smith (So. F) — 11.1 ppg, 3.1 rpg

George Tucker (So. G) — 10.7 ppg, 5.1 rpg

Paul Miller (Jr. F) — 9.8 ppg, 3.8 rpg

11/29	Doane	H	W	82-69	3,793
11/30	Gonzaga	H	W	84-59	4,402
12/5	Hawaii	A	W	73-53	
12/6	Hawaii	A	W	63-59	
12/11	Portland State	H	W	76-70	4,877
12/14	North Carolina State	A	L	73-86	
12/20	Cal State L.A.	H	W	88-75	4,376
12/21	Samford	H	W	87-66	3,660
12/27	@ Iowa	N	W	97-60	9,561
12/28	@ Washington State	N	L	65-68	12,863
12/30	@ Arizona State	N	L	71-80	12,780
1/3	Arizona State (#16)	A	L	70-76	
1/4	Nevada-Reno	A	L	74-75	
1/10	* California	H	W	70-64	9,682
1/11	* Stanford	H	L	63-71	10,147
1/16	* Washington	A	W	65-63	
1/18	* Washington State	A	W	82-73 ot	

1/25	* Oregon (#8)	H	W	72-71 ot	10,187
1/31	\$ Oregon (#2)	N	L	68-79	
2/7	* UCLA (#2)	H	L	60-67	10,096
2/8	* USC (#8)	H	W	78-75	8,234
2/14	* USC (#10)	A	W	80-76	
2/15	* UCLA (#2)	A	L	62-74	
2/21	* Stanford	A	W	74-68	
2/22	* California	A	W	68-54	
2/28	* Washington State	H	W	44-41	9,876
3/1	* Washington (#20)	H	W	86-78	10,421
3/8	* Oregon	A	L	80-82	
3/15	# Middle Tennessee St.	N	W	78-67	
3/20	% Indiana (#1)	N	L	71-81	
3/22	% Central Michigan	N	L	87-88	

\* Pac-8 contest (2nd place)

@ Far West Classic (Portland, Ore.)

\$ at Portland, Ore.

# NCAA West Regional (Lexington, Ky.)

% NCAA Mideast Regional (Dayton, Ohio)

Total Home Attendance — 89,751 (average 7,479)

### 1975-76

18-9, 10-4

**Head Coach:** Ralph Miller

Rocky Smith (Jr. G) — 17.0 ppg

Don Smith (Jr. F) — 12.9 ppg, 4.1 rpg

George Tucker (Jr. G) — 10.4 ppg, 5.3 rpg

Paul Miller (Sr. F) — 8.9 ppg, 5.9 rpg

11/28	Arizona (#11)	A	L	67-96	13,357
11/29	UNLV	A	L	85-96	6,257
12/1	Utah State	A	W	81-66	8,328
12/5	Portland State	H	W	106-76	7,140
12/12	Seattle	H	W	91-79	5,731
12/13	Utah State	H	W	80-64	6,185
12/19	\$ Arizona State (#19)	N	W	87-83	11,400
12/20	\$ Kentucky (#20)	A	L	74-82	11,500
12/26	@ Northwestern	N	L	67-72	10,897
12/29	@ Florida State	N	W	78-75	8,708
12/30	@ Oregon	N	W	79-67	12,019
1/8	* USC (#18)	H	W	80-70	9,720
1/10	* UCLA (#3)	H	W	75-58	9,571
1/15	* Washington State	A	W	82-73	10,050
1/17	* Washington (#6)	A	W	72-70	9,268
1/20	% Portland	N	W	78-71	2,500
1/24	* Oregon	A	L	68-83	10,500
1/29	# Oregon	N	L	74-76 ot	12,055
2/5	* California	H	L	72-73	8,001
2/7	* Stanford	H	W	82-76	9,858
2/13	* Stanford	A	W	70-66	5,000
2/14	* California	A	W	78-70	3,865
2/19	* UCLA (#5)	A	L	69-78	12,707
2/21	* USC	A	W	78-61	3,388
2/26	* Washington State	H	W	69-55	7,724
2/28	* Washington (#8)	H	W	73-64	10,485
3/4	* Oregon	H	L	56-57	10,489

\* Pac-8 contest (t-2nd place)

\$ Kentucky Invitational (Lexington, Ky.)

@ Far West Classic (Portland, Ore.)

% at Salem

# at Portland

Total Home Attendance — 84,904 (average 8,490)

Note: OSU later forfeited its first 15 victories of the season.

### 1976-77

16-13, 8-6

**Head Coach:** Ralph Miller

Rocky Smith (Sr. G) — 19.8 ppg, 3.9 rpg

Steve Johnson (Fr. C) — 13.5 ppg, 5.6 rpg

Don Smith (Sr. F) — 11.6 ppg, 4.3 rpg

George Tucker (Sr. G) — 8.9 ppg, 6.0 rpg

11/26	Hawaii	A	W	91-76	6,058
11/28	Hawaii	A	W	96-78	4,900
12/2	Arizona (#11)	H	L	73-81	9,262
12/4	Utah	A	L	75-92	10,541
12/6	Weber State	A	W	76-73	4,268
12/9	Nevada-Reno	H	L	51-53	7,347

12/16	Portland State	A	W	89-79	5,551
12/18	Creighton	H	L	68-90	4,900
12/22	@ North Carolina State	N	W	71-61	2,168
12/28	@ Weber State	N	L	49-61	7,025
12/29	@ Texas A&M	N	W	80-58	5,567
12/30	@ Oral Roberts	N	L	68-77	6,926
1/7	* USC	A	W	58-50	3,534
1/8	* UCLA (#7)	A	L	66-83	12,127
1/13	* Washington State	H	W	61-58	8,407
1/15	* Washington	H	L	76-90	8,766
1/17	Boise State	H	W	89-68	4,156
1/22	* Oregon	H	W	53-52	10,108
1/26	@ Oregon	N	W	64-53	7,337
1/28	Seattle	A	L	51-55	4,700
2/4	* California	H	W	79-63	9,576
2/5	* Stanford	H	W	71-61	10,353
2/10	* Stanford	A	W	76-75	4,586
2/12	* California	A	L	83-84	4,000
2/17	* UCLA (#3)	H	L	76-89	10,501
2/19	* USC	H	W	80-65	8,053
2/24	* Washington	A	L	69-81	5,050
2/26	* Washington State	A	L	62-74	12,008
3/3	* Oregon	A	W	78-73 ot	10,500

\* Pac-8 contest (t-3rd place)

@ Far West Classic (Portland, Ore.)

Total Home Attendance — 91,429 (average 8,312)

### 1977-78

### 16-11, 9-5

**Head Coach:** Ralph Miller

Rickey Lee (Sr. F) — 13.7 ppg, 6.8 rpg

Mark Radford (Fr. G) — 10.6 ppg, 3.6 apg

Bill McShane (Fr. C) — 6.6 ppg, 3.0 rpg

Dwayne Allen (So. G) — 5.9 ppg, 4.1 apg

11/26	% North Carolina (#1)	N	L	63-94	11,666
11/28	Wake Forest (#17)	A	L	74-94	8,200
11/30	North Carolina (#2)	A	L	64-90	10,000
12/4	\$ Oregon	N	L	51-78	8,689
12/5	Wyoming	H	W	79-69	5,209
12/10	Seattle Pacific	H	W	85-54	6,001
12/17	Weber State	H	W	74-72 ot	5,339
12/21	Boise State	A	L	65-76	3,213
12/23	Gonzaga	H	W	76-65	4,163
12/27	@ Rice	N	W	75-58	7,048
12/29	@ Villanova	N	W	58-57 ot	7,785
12/30	@ Colorado State	N	L	44-49 ot	8,673
1/4	* Stanford	H	W	48-47	10,003
1/7	* California	H	W	57-55 ot2	9,306
1/13	* USC	A	W	89-82 ot	6,172
1/14	* UCLA (#7)	A	L	60-77	12,461
1/21	* Oregon	A	W	62-48	10,500
1/27	Portland State	H	W	71-62	9,763
2/2	* Washington State	A	L	58-63	6,308
2/4	* Washington	A	L	61-64	4,684
2/9	* Washington	H	W	64-60	7,472
2/11	* Washington State	H	W	58-46	9,480
2/16	* California	A	W	70-68	3,600
2/18	* Stanford	A	W	84-72	4,596
2/23	* UCLA (#5)	H	L	58-96	10,522
2/25	* USC	H	W	53-47	9,168
3/3	* Oregon	H	L	51-54	9,876

\* Pac-8 contest (2nd place)

% at Charlotte, N.C.

\$ at Portland

@ Far West Classic (Portland, Ore.)

Total Home Attendance — 96,302 (average 8,025)

### 1978-79

### 18-10, 11-7

**Head Coach:** Ralph Miller

Steve Johnson (So. C) — 18.4 ppg, 6.6 rpg

Mark Radford (So. G) — 13.7 ppg, 4.0 apg

Ray Blume (So. G) — 13.4 ppg, 3.4 apg

Jeff Stoutt (So. F) — 9.0 ppg

11/25	Creighton	A	L	55-69	6,228
11/27	Wyoming	A	W	71-56	3,242

12/1	Texas Wesleyan	H	W	115-59	8,152
12/4	Utah	H	W	74-56	8,756
12/9	Portland State	H	W	107-67	8,250
12/16	Gonzaga	A	W	59-58	3,500
12/21	* Oregon	H	W	85-58	10,497
12/28	@ Seattle	N	W	83-74	11,495
12/29	@ Michigan State (#4)	N	L	57-65	11,280
12/30	@ Oregon	N	W	85-62	9,624
1/4	* UCLA (#6)	A	L	63-65	12,374
1/6	* USC	A	L	75-76 ot	7,246
1/12	* Arizona State	H	W	97-80	10,170
1/13	* Arizona	H	W	116-80	10,015
1/18	* Washington State	A	L	61-67	7,265
1/20	* Washington	A	W	68-66	3,412
1/26	* Stanford	H	W	73-48	10,109
1/27	* California	H	W	76-51	9,802
2/3	* UCLA (#5)	H	L	56-69	10,427
2/5	* USC	H	W	70-67	7,623
2/8	* Arizona	A	W	93-79	14,245
2/10	* Arizona State	A	L	72-85	7,677
2/16	* Washington State	H	W	66-52	10,157
2/17	* Washington	H	W	75-69	10,152
2/24	* California	A	W	59-51	3,250
2/26	* Stanford	A	L	76-79	3,773
3/3	* Oregon	A	L	44-45	10,000
3/7	# Nevada-Reno	H	L	61-62	8,700

\* Pac-10 contest (3rd place)

@ Far West Classic (Portland, Ore.)

# NIT Tournament

Total Home Attendance — 122,810 (average 9,447)

### 1979-80

### 26-4, 16-2

#### PACIFIC-10 CONFERENCE CHAMPIONS

#### NCAA TOURNAMENT

**Head Coach:** Ralph Miller

Steve Johnson (Jr. C) — 17.0 ppg, 6.9 rpg

Ray Blume (Jr. G) — 15.4 ppg, 4.5 apg

Mark Radford (Jr. G) — 11.9 ppg, 3.3 apg

Jeff Stoutt (Jr. F) — 9.5 ppg

11/30	Eastern Washington	H	W	92-59	10,000
12/1	Wisconsin-Parkside	H	W	74-46	10,000
12/5	Hawaii-Hilo	A	W	104-80	3,000
12/7	Hawaii	A	W	75-74 ot	3,255
12/8	Hawaii	A	W	92-62	3,538
12/14	Portland	A	L	86-94	12,261
12/15	Portland State	H	W	92-71	10,000
12/17	Montana State	H	W	105-80	10,000
12/22	* Oregon	A	W	75-66	10,000
12/26	@ Idaho	N	W	100-59	11,025
12/28	@ BYU (#20)	N	W	86-71	11,875
12/29	@ Clemson	N	W	72-67	11,881
1/3	* UCLA (#16)	H	W	76-67	10,642
1/5	* USC	H	W	82-68	10,257
1/10	* Arizona	A	W	77-72	12,646
1/12	* Arizona State (#19)	A	W	63-59	13,242
1/17	* Washington State	H	W	65-63	10,110
1/19	* Washington	H	W	89-84	10,045
1/26	* California	A	W	86-55	6,600
1/28	* Stanford	A	W	18-16	5,097
1/31	* UCLA	A	L	67-93	12,305
2/2	* USC	A	W	73-72	6,522
2/7	* Arizona State (#19)	H	W	82-75 ot	10,153
2/9	* Arizona	H	W	73-63	10,455
2/14	* Washington	A	W	82-73	6,104
2/16	* Washington State	A	L	51-69	12,327
2/23	* Stanford	H	W	85-57	10,000
2/25	* California	H	W	52-51	10,000
3/1	* Oregon	H	W	67-55	10,000
3/8	# Lamar	N	L	77-81	11,551

\* Pac-10 contest (1st place)

@ Far West Classic (Portland, Ore.)

# NCAA West Regional (Ogden, Utah)

Total Home Attendance — 131,662 (average 10,128)

**1980-81**

**26-2, 17-1**

**PACIFIC-10 CONFERENCE CHAMPIONS**

**NCAA TOURNAMENT**

**Head Coach:** Ralph Miller

Steve Johnson (Sr. C) — 21.0 ppg, 7.7 rpg

Mark Radford (Sr. G) — 13.0 ppg, 3.3 apg

Ray Blume (Sr. G) — 10.5 ppg, 3.6 apg

Lester Conner (Jr. G) — 7.0 ppg, 4.0 apg

11/29	BYU	H	W	75-68	10,000
12/4	Cal State Northridge	H	W	78-47	10,000
12/6	Pepperdine	A	W	82-76	2,985
12/8	Portland State	A	W	102-58	5,108
12/13	Portland	H	W	92-57	10,000
12/27	@ Northwestern	N	W	90-70	12,023
12/28	@ Rhode Island	N	W	103-55	11,088
12/29	@ Oregon	N	W	67-57	12,378
1/3	* Arizona State (#13)	A	W	71-67	14,317
1/5	* Arizona	A	W	61-49	10,510
1/9	* Stanford	H	W	76-62	10,125
1/10	* California	H	W	80-53	10,087
1/17	* Oregon	H	W	82-55	10,125
1/22	* Washington State	A	W	66-53	11,433
1/24	* Washington	A	W	97-91 ot	9,522
1/29	* UCLA (#10)	H	W	81-67	10,000
1/31	* USC	H	W	55-48	10,098
2/6	* California	A	W	69-54	6,600
2/7	* Stanford	A	W	62-57	8,000
2/12	* Oregon	A	W	78-61	10,000
2/14	St. John's	A	W	57-45	10,292
2/21	* Washington State	H	W	81-53	10,127
2/23	* Washington	H	W	89-63	10,059
2/27	* USC	A	W	73-64	6,541
3/1	* UCLA (#13)	A	W	82-76	12,582
3/5	* Arizona	H	W	80-62	10,159
3/7	* Arizona State (#5)	H	L	67-87	10,071
3/14	# Kansas State	N	L	48-50	12,340

\* Pac-10 contest (1st place)

@ Far West Classic (Portland, Ore.)

# NCAA West Regional (Los Angeles, Calif.)

Total Home Attendance — 120,851 (average 10,071)

**1981-82**

**25-5, 16-2**

**PACIFIC-10 CONFERENCE CHAMPIONS**

**NCAA TOURNAMENT**

**Head Coach:** Ralph Miller

Lester Conner (Sr. G) — 14.9 ppg, 5.1 apg

Charlie Sitton (So. F) — 12.9 ppg, 4.3 rpg

Danny Evans (Jr. F) — 11.3 ppg

William Brew (Jr. G) — 9.2 ppg, 3.4 apg

11/28	Bradley	H	W	81-55	10,000
12/4	BYU (#15)	A	W	56-44	22,603
12/11	Portland	A	L	63-68	10,222
12/12	Pepperdine	H	W	84-69	10,000
12/18	\$ Pennsylvania	N	W	102-64	5,000
12/20	\$ Louisville (#3)	N	W	62-56	5,100
12/26	@ Pittsburgh	N	W	88-58	11,040
12/28	@ Idaho	N	L	49-71	12,083
12/29	@ Portland	N	W	61-55	11,751
1/2	* Arizona State	H	W	74-43	10,000
1/4	* Arizona	H	W	68-55	10,000
1/9	* California	A	W	74-43	6,500
1/11	* Stanford	A	W	81-38	2,814
1/16	* Oregon	A	W	76-61	9,318
1/22	* Washington State	H	W	64-48	10,000
1/23	* Washington	H	W	63-43	10,000
1/29	* UCLA (#20)	A	L	68-74	12,237
1/30	* USC	A	W	72-55	11,004
2/6	* Stanford	H	W	111-81	10,000
2/8	* California	H	W	57-50	10,000
2/13	* Oregon	H	W	94-51	10,000
2/18	* Washington	A	W	55-44	8,978
2/20	* Washington State	A	W	40-36	9,350
2/26	* UCLA	H	W	72-58	10,000
2/27	* USC	H	W	45-36	10,000

3/5	* Arizona	A	W	92-64	7,430
3/6	* Arizona State	A	L	60-68	4,783
3/14	# Pepperdine	N	W	70-51	12,340
3/18	% Idaho (#18)	N	W	60-42	15,237
3/20	% Georgetown (#6)	N	L	45-69	14,986

\* Pac-10 contest (1st place)

\$ Suntory Bowl (Tokyo, Japan)

@ Far West Classic (Portland, Ore.)

# NCAA West Regional (Pullman, Wash.)

% NCAA West Regional (Provo, Utah)

Total Home Attendance — 110,000 (average 10,000)

**1982-83**

**20-11, 12-6**

**Head Coach:** Ralph Miller

Charlie Sitton (Jr. F) — 18.8 ppg, 5.2 rpg

A.C. Green (So. F) — 14.0 ppg, 7.6 rpg

Danny Evans (Sr. F) — 10.7 ppg

Steve Woodside (Fr. C) — 8.9 ppg, 3.8 rpg

11/26	Utah	A	L	62-68 ot	12,983
12/3	Portland	H	W	55-44	10,000
12/4	Fresno State	H	L	42-43	10,000
12/11	Missouri (#8)	A	L	59-87	10,666
12/17	\$ Western Illinois	N	W	91-71	8,900
12/18	\$ Bradley	A	W	76-62	8,500
12/21	Midwestern State	H	W	91-55	10,000
12/27	@ Tennessee State	N	W	59-47	9,218
12/28	@ Lamar	N	W	76-61	9,506
12/29	@ Idaho	N	L	41-42 ot2	12,117
1/6	* Stanford	H	W	62-53	10,000
1/8	* California	H	L	52-59	10,000
1/13	* USC	A	L	69-74	3,312
1/15	* UCLA (#5)	A	L	77-99	12,102
1/20	* Washington State	H	L	64-76	10,000
1/22	* Washington	H	W	71-52	10,000
1/27	* Arizona State	A	W	68-59	6,088
1/29	* Arizona	A	W	72-54	6,420
2/5	* Oregon	H	W	63-46	10,000
2/12	* UCLA (#5)	H	W	69-65	10,000
2/14	* USC	H	W	62-50	10,000
2/17	* Washington	A	W	60-50	4,837
2/19	* Washington State	A	L	61-63 ot	12,150
2/26	* Arizona	H	W	81-56	10,000
2/28	* Arizona State	H	W	108-93	10,000
3/5	* Oregon	A	W	62-60	9,050
3/10	* California	A	W	70-65 ot	5,500
3/12	* Stanford	A	L	75-88	6,066
3/16	# Idaho	H	W	77-59	7,800
3/21	# New Orleans	H	W	88-71	9,800
3/24	# Fresno State	H	L	67-76	9,806

\* Pac-10 contest (t-3rd place)

\$ River City Tournament (Peoria, Ill.)

@ Far West Classic (Portland, Ore.)

# NIT Tournament

Total Home Attendance — 147,406 (average 9,827)

**1983-84**

**22-7, 15-3**

**PACIFIC-10 CONFERENCE CO-CHAMPIONS**

**NCAA TOURNAMENT**

**Head Coach:** Ralph Miller

A.C. Green (Jr. F) — 17.8 ppg, 8.7 rpg

Charlie Sitton (Sr. F) — 14.9 ppg, 4.3 rpg

Steve Woodside (So. C) — 10.8 ppg, 5.2 rpg

Darryl Flowers (So. G) — 6.6 ppg, 3.7 apg

12/2	\$ Arkansas State	N	W	49-40	15,450
12/3	\$ Iowa (#5)	A	L	45-56	15,450
12/10	Iowa (#5)	H	W	53-48	10,000
12/16	Utah	H	W	62-49	10,000
12/17	Portland	A	W	65-49	6,608
12/19	Fresno State	A	L	47-60	6,582
12/27	@ Boise State	N	W	61-42	9,166
12/29	@ Washington State	N	W	79-57	8,904
12/30	@ Oregon	N	W	63-59 ot	12,134
1/5	* Stanford	A	W	64-59	6,432
1/14	* USC	H	W	51-45	10,000

1/19	* Washington State	A	L	65-74	6,800
1/21	* Washington	A	L	58-72	8,667
1/23	* Stanford	H	W	73-68	10,000
1/26	* Arizona State	H	W	67-62	10,000
1/28	* California	A	W	44-42	6,000
2/2	* Oregon	A	W	70-66	10,099
2/5	Michigan State	A	L	55-56	10,004
2/9	* USC	A	W	66-57	2,701
2/11	* UCLA	A	W	72-63	7,841
2/13	* Arizona	H	W	53-48	10,000
2/16	* Washington (#15)	H	W	64-52	10,000
2/18	* Washington State	H	W	66-55	10,000
2/23	* Arizona State	A	W	69-58	5,131
2/25	* Arizona	A	L	58-69	9,226
3/3	* Oregon	H	W	29-23	10,000
3/8	* California	H	W	64-60 ot	10,000
3/10	* UCLA	H	W	70-65	10,000
3/15	# West Virginia	N	L	62-64	7,105

\* Pac-10 contest (t-1st place)

\$ Iowa Hawkeye Classic (Iowa City, Iowa)

@ Far West Classic (Portland, Ore.)

# NCAA Mideast Regional (Birmingham, Ala.)

Total Home Attendance — 110,000 (average 10,000)

### 1984-85

### 22-9, 12-6

#### NCAA TOURNAMENT

**Head Coach:** Ralph Miller

A.C. Green (Sr. F) — 19.1 ppg, 9.2 rpg

Steve Woodside (Jr. C) — 12.6 ppg, 5.0 rpg

Darryl Flowers (Jr. G) — 10.1 ppg, 4.2 apg

Eric Knox (Fr. G) — 7.1 ppg

12/1	Missouri	H	W	54-52	10,230
12/7	Portland	H	W	69-54	10,100
12/8	Gonzaga	H	W	62-46	10,000
12/15	Boise State	A	W	74-59	7,768
12/18	Santa Clara	A	W	64-62	5,000
12/21	Hawaii	A	L	64-81	6,404
12/22	Hawaii-Loa	A	W	97-49	150
12/28	@ Pennsylvania	N	W	80-58	8,008
12/29	@ Fresno State	N	W	66-50	9,573
12/30	@ California	N	W	70-59	11,167
1/3	* UCLA	H	W	59-49	10,400
1/5	* Washington (#15)	A	W	52-45	7,048
1/9	* Oregon	H	W	59-54	10,400
1/12	Kansas State	A	W	56-55	6,100
1/19	* Washington State	A	W	73-57	6,000
1/24	* Arizona	H	W	59-55	10,400
1/26	* Arizona State	H	L	82-83 ot2	10,400
1/31	* California	A	L	36-42	6,000
2/2	* Stanford	A	W	83-73	4,717
2/4	* USC	H	L	58-60	10,400
2/9	* Oregon	A	W	53-51	10,099
2/14	* Washington State	H	W	69-49	10,400
2/16	* Washington	H	L	45-60	10,400
2/21	* Arizona State	A	W	75-64	5,878
2/23	* Arizona	A	L	52-67	13,316
2/26	New Mexico	H	L	65-72	9,015
2/28	* Stanford	H	W	54-49	9,214
3/2	* California	H	W	51-37	10,116
3/7	* UCLA	A	L	51-59	10,344
3/9	* USC	A	W	60-58 ot	8,254
3/14	# Notre Dame	A	L	70-79	10,751

\* Pac-10 contest (t-3rd place)

@ Far West Classic (Portland, Ore.)

# NCAA Southeast Regional (South Bend, Ind.)

Total Home Attendance — 131,475 (average 10,113)

### 1985-86

### 12-15, 8-10

**Head Coach:** Ralph Miller

Jose Ortiz (Jr. C) — 16.4 ppg, 8.6 rpg

Darrin Houston (Sr. G) — 12.3 ppg

Steve Woodside (Sr. C) — 9.9 ppg, 6.3 rpg

Darryl Flowers (Sr. G) — 9.1 ppg, 4.2 apg

11/22	Portland	A	L	57-58	3,712
-------	----------	---	---	-------	-------

11/27	Wichita State	A	L	63-66 ot	10,300
11/30	New Mexico	A	L	63-81	18,112
12/12	Boise State	H	W	60-58 ot	7,049
12/14	Santa Clara	H	W	77-62	7,494
12/22	* USC	A	W	68-64	3,726
12/26	@ Tennessee Tech	N	W	69-54	7,384
12/28	@ St. Joseph's	N	L	46-64	8,187
12/29	@ Boston U.	N	W	59-55	7,345
1/4	* UCLA	A	W	54-49	6,843
1/11	* Oregon	A	W	63-56	10,099
1/16	* Washington State	H	W	57-54	8,917
1/18	* Washington	H	L	72-73	10,400
1/23	* Arizona	A	L	62-63 ot	12,631
1/25	* Arizona State	A	L	56-71	4,902
1/31	* California	H	W	58-42	8,928
2/2	* Stanford	H	L	52-56	7,892
2/4	UTEP (#19)	H	L	49-64	7,230
2/8	* Oregon	H	L	47-60	10,400
2/14	* Washington	A	L	55-65	7,471
2/16	* Washington State	A	W	66-49	5,600
2/20	* Arizona State	H	W	75-69 ot	7,233
2/22	* Arizona	H	L	53-55	10,400
2/27	* Stanford	A	W	74-60	5,033
3/2	* California	A	L	66-72	6,660
3/6	* UCLA	H	L	63-74	7,767
3/8	* USC	H	L	60-66	7,727

\* Pac-10 contest (t-5th place)

@ Far West Classic (Portland, Ore.)

Total Home Attendance — 101,437 (average 8,453)

### 1986-87

### 19-11, 10-8

**Head Coach:** Ralph Miller

Jose Ortiz (Sr. C) — 22.3 ppg, 8.7 rpg

Gary Payton (Fr. G) — 12.5 ppg, 4.0 rpg, 7.6 apg

Eric Knox (So. G) — 11.1 ppg, 3.7 rpg, 3.2 apg

Bill Sherwood (Jr. F) — 7.7 ppg

11/29	UTEP	A	W	83-72	12,222
12/5	UC Santa Barbara	H	W	91-85	6,743
12/6	Portland	H	W	67-51	7,351
12/11	Puget Sound	H	W	70-52	5,874
12/13	Gonzaga	A	W	70-57	3,112
12/21	* California	A	L	61-69	6,450
12/23	* Stanford	A	W	70-66	5,065
12/27	@ Idaho	N	W	79-58	11,983
12/28	@ Louisiana Tech	N	L	76-93	8,680
12/29	@ San Jose State	N	W	65-55	8,189
1/2	* Arizona	H	L	48-54	7,114
1/4	* Arizona State	H	W	81-75	6,897
1/10	* Oregon	H	W	71-63	9,746
1/15	* USC	A	W	57-51	3,828
1/18	* UCLA	A	L	67-69 ot	11,106
1/22	* Washington State	H	W	66-48	6,768
1/24	* Washington	H	W	71-50	7,978
1/29	* Stanford	H	W	71-59	6,512
1/31	* California	H	W	59-57	10,400
2/5	* Arizona State	A	W	86-71	4,215
2/8	Chicago State	H	W	79-52	6,078
2/12	* Oregon	A	W	64-63	10,099
2/14	* Arizona	A	L	61-71	13,124
2/19	* UCLA	H	L	53-57	10,400
2/21	* USC	H	L	55-65	7,520
2/26	* Washington State	A	L	63-73	4,000
3/1	* Washington	A	L	61-63	5,132
3/6	# California	N	L	57-64	8,918
3/13	% New Mexico	A	W	85-82	12,416
3/17	% California	H	L	62-65	6,351

\* Pac-10 contest (t-3rd place)

@ Far West Classic (Portland, Ore.)

# Pac-10 Tournament (Los Angeles/Pauley Pavilion)

% NIT Tournament

Total Home Attendance — 105,732 (average 7,552)

**1987-88****20-11, 12-6****NCAA TOURNAMENT****Head Coach:** Ralph Miller

Bill Sherwood (Sr. F) — 14.7 ppg, 3.4 rpg

Gary Payton (So. G) — 14.5 ppg, 7.4 apg

Earl Martin (So. F) — 12.3 ppg, 5.4 rpg

Eric Knox (Jr. G) — 12.2 ppg, 4.1 rpg, 3.7 apg

11/27	\$ Clemson	N	L	54-69	5,637
12/3	UC Santa Barbara	A	L	70-71	3,575
12/5	Portland	A	W	74-62	4,317
12/9	Loyola Marymount	H	W	84-69	5,210
12/12	U.S. International	H	W	85-57	6,098
12/19	Wichita State	H	L	57-60	6,214
12/26	@ Texas Christian	N	W	63-49	6,836
12/28	@ Lamar	N	W	62-44	6,773
12/29	@ Oregon	N	W	62-51	8,930
1/7	* UCLA	A	W	65-64	7,721
1/9	* USC	A	W	80-77 ot	2,216
1/14	* Arizona (#1)	H	L	48-70	10,400
1/16	* Arizona State	H	W	76-68	8,529
1/21	* Washington	A	L	59-63	4,038
1/23	* Washington State	A	L	49-56	4,172
1/28	* Stanford	H	L	65-78	6,292
1/30	* California	H	W	82-46	7,201
2/4	* USC	H	W	84-57	6,773
2/7	* UCLA	H	W	73-68	7,612
2/11	* Arizona State	A	W	78-75	4,335
2/14	* Arizona (#3)	A	L	62-77	13,257
2/18	* Washington State	H	W	62-48	6,469
2/20	* Washington	H	W	69-57	10,400
2/25	* California	A	W	65-54	6,450
2/27	* Stanford	A	W	63-61	7,387
3/3	* Oregon	H	W	59-47	10,400
3/5	* Oregon	A	L	61-62	10,099
3/11	# Washington	N	W	80-61	13,061
3/12	# Washington State	N	W	74-68 ot2	13,549
3/13	# Arizona (#3)	A	L	67-93	13,796
3/17	% Louisville	N	L	61-70	10,566

\* Pac-10 contest (t-2nd place)

\$ at Taiwan

@ Far West Classic (Portland, Ore.)

# Pac-10 Tournament (Tucson, Ariz.)

% NCAA Southeast Regional (Atlanta, Ga.)

Total Home Attendance — 91,598 (average 7,633)

**1988-89****22-8, 13-5****NCAA TOURNAMENT****Head Coach:** Ralph Miller

Gary Payton (Jr. G) — 20.1 ppg, 4.1 rpg, 8.1 apg

Eric Knox (Sr. G) — 16.4 ppg, 3.9 rpg, 3.9 apg

Will Brantley (So. G) — 10.5 ppg, 4.0 rpg

Teo Alibegovic (Fr. F) — 10.4 ppg

11/26	Portland	H	W	106-59	7,312
12/3	Kansas State	H	W	66-48	9,984
12/7	Loyola Marymount	A	W	100-90	4,025
12/10	Boise State	A	L	43-53	9,956
12/17	* Stanford	A	L	59-87	7,450
12/19	Gonzaga	H	W	74-51	6,483
12/23	* Arizona (#9)	H	L	69-73	10,400
12/28	@ St. Joseph's	N	W	89-67	9,288
12/29	@ Michigan State	N	W	63-58	8,484
12/30	@ Clemson	N	W	72-58	9,307
1/5	* USC	H	W	64-55	9,785
1/8	* UCLA	H	W	82-69	10,285
1/12	* Arizona (#12)	A	L	64-85	13,599
1/14	* Arizona State	A	W	85-65	3,975
1/19	* Washington	H	W	71-70	7,773
1/21	* Washington State	H	W	90-63	10,219
1/26	* California	A	W	69-64 ot	6,578
2/2	* USC	A	W	74-65	2,016
2/5	* UCLA	A	L	75-92	8,636
2/9	* Arizona State	H	W	89-83	7,776
2/11	Marquette	A	W	76-73	12,786
2/16	* Washington State	A	W	83-70	2,940

2/18	* Washington	A	W	106-66	4,809
2/23	* California	H	W	60-54	8,644
2/25	* Stanford (#16)	H	L	58-60	10,400
3/2	* Oregon	A	W	73-69	9,038
3/5	* Oregon	H	W	98-79	10,400
3/10	# California	N	W	79-66	7,195
3/11	# Arizona (#1)	N	L	87-98	10,565
3/15	% Evansville	N	L	90-94 ot	12,787

\* Pac-10 contest (t-3rd place)

@ Far West Classic (Portland, Ore.)

# Pac-10 Tournament (Los Angeles/Forum)

% NCAA West Regional (Tucson, Ariz.)

Total Home Attendance — 109,461 (average 9,122)

**1989-90****22-7, 15-3****PACIFIC-10 CONFERENCE CO-CHAMPIONS****NCAA TOURNAMENT****Head Coach:** Jim Anderson

Gary Payton (Sr. G) — 25.7 ppg, 4.7 rpg, 8.1 apg

Earl Martin (Sr. F) — 11.9 ppg, 5.2 rpg

Will Brantley (Jr. G) — 11.0 ppg, 4.0 rpg

Teo Alibegovic (Jr. F) — 8.9 ppg, 3.3 rpg

11/24	Marquette	H	W	71-57	9,826
11/30	* Arizona State	H	W	87-64	8,677
12/2	* Arizona (#2)	H	W	84-61	10,275
12/8	Memphis State (#16)	A	L	72-78	8,007
12/10	Tennessee	A	W	96-90 ot	7,839
12/16	Gonzaga	A	W	82-61	3,309
12/19	Loyola Marymount	H	L	113-117	9,183
12/22	Boise State	H	W	76-42	8,289
12/27	@ Boston U.	N	W	86-66	10,490
12/29	@ Louisiana Tech	N	W	82-81	11,015
12/30	@ Oregon	N	W	71-68	12,105
1/5	* Stanford	A	W	77-76 ot	6,623
1/7	* California	A	W	64-58	6,578
1/13	* Oregon	A	W	69-67	10,063
1/18	* Washington State	H	W	79-64	9,814
1/20	* Washington	H	W	70-63	10,400
1/25	* USC	A	W	92-82	2,129
1/27	* UCLA (#23)	A	L	80-94	12,525
2/1	* California	H	W	98-81	9,580
2/3	* Stanford	H	W	84-70	10,400
2/11	* Oregon	H	W	57-55	10,400
2/15	* Washington	A	L	57-66	4,534
2/18	* Washington State	A	W	83-63	3,408
2/22	* USC	H	W	98-94 ot	9,878
2/24	* UCLA	H	W	83-74	10,400
3/1	* Arizona State	A	W	73-59	7,188
3/3	* Arizona (#23)	A	L	60-87	13,658
3/9	# Arizona State	A	L	75-83	4,380
3/15	% Ball State	N	L	53-54	10,020

\* Pac-10 contest (t-1st place)

@ Far West Classic (Portland, Ore.)

# Pac-10 Tournament (Tempe, Ariz.)

% NCAA West Regional (Salt Lake City, Utah)

Total Home Attendance — 117,122 (average 9,760)

**1990-91****14-14, 8-10****Head Coach:** Jim Anderson

Teo Alibegovic (Sr. F) — 18.1 ppg, 4.2 rpg

Will Brantley (Sr. G) — 13.3 ppg, 4.9 rpg

Chad Scott (So. F) — 12.8 ppg, 8.3 rpg

Mario Jackson (Jr. F) — 11.7 ppg, 5.2 rpg

11/28	Fresno State	H	W	89-76	7,341
12/7	\$ Illinois	A	L	78-112	8,008
12/8	\$ Long Beach State	N	W	75-72	12,098
12/12	New Orleans	A	L	64-68 ot	2,085
12/15	Minnesota	A	L	53-64	14,868
12/19	Memphis State	H	W	78-74	6,254
12/22	Tennessee	H	W	82-66	7,294
12/27	Western Michigan	H	W	101-76	6,129
12/29	@ Oregon	N	L	71-78	7,642
1/3	* Stanford	H	W	73-66	9,013
1/5	* California	H	W	59-55	9,563

1/7	Gonzaga	H	W	74-65	7,498
1/12	* Oregon	H	W	84-76	10,400
1/17	* Washington State	A	L	77-99	5,250
1/19	* Washington	A	W	70-60	3,289
1/24	* UCLA (#11)	H	W	97-96 ot2	9,628
1/26	* USC	H	L	68-70	9,719
1/31	* California	A	L	76-83	6,578
2/2	* Stanford	A	L	59-64	6,100
2/6	* Oregon	A	L	66-83	9,756
2/14	* Washington	H	W	80-63	7,891
2/16	* Washington State	H	W	87-85 ot	10,400
2/21	* USC	A	L	75-85	3,521
2/23	* UCLA (#17)	A	L	56-87	10,618
2/28	* Arizona (#7)	H	L	65-103	8,639
3/2	* Arizona State	H	W	91-69	7,589
3/7	* Arizona (#9)	A	L	67-82	13,819
3/9	* Arizona State	A	L	69-84	11,326

\* Pac-10 contest (t-5th place)

\$ Illini Classic (Champaign, Ill.)

@ at Portland, Ore.

Total Home Attendance: 117,358 (average 8,383)

### 1991-92

### 15-16, 7-11

**Head Coach:** Jim Anderson

Scott Haskin (Jr. C) — 18.0 ppg, 6.5 rpg, 2.2 bpg

Charles McKinney (Jr. G) — 11.7 ppg, 3.3 apg

Mario Jackson (Sr. F) — 8.9 ppg, 4.4 rpg

Kareem Anderson (Fr. G) — 8.6 ppg

11/26	New Orleans	H	W	79-58	6,761
11/29	Alaska-Anchorage	A	W	80-66	6,829
11/30	\$ UMass	N	L	65-74	5,639
12/1	\$ Eastern Michigan	N	W	87-72	4,773
12/5	Western Michigan	A	L	76-87	2,055
12/7	Ohio State (#4)	A	L	56-84	13,276
12/14	SW Missouri State	H	W	72-63	6,102
12/18	Oral Roberts	H	W	112-87	7,083
12/21	Fresno State	A	L	72-83	10,072
12/27	@ LaSalle	N	W	92-80	7,020
12/28	@ Minnesota	N	W	92-80	6,959
1/2	Sacramento State	H	W	104-89	6,701
1/3	James Madison	H	L	68-80	7,342
1/9	* Stanford	H	L	64-67	9,443
1/11	* California	H	W	77-65	8,826
1/16	* USC	A	L	73-90	3,687
1/18	* UCLA (#2)	A	L	81-87 ot	11,921
1/23	* Washington	H	W	82-58	8,743
1/25	* Washington State	H	L	69-81	7,439
1/30	* Arizona State	A	W	61-47	7,892
2/2	* Arizona (#9)	A	L	58-86	13,918
2/8	* Oregon	A	L	63-64	7,784
2/13	* UCLA (#3)	H	L	62-72	9,374
2/15	* USC (#13)	H	W	92-78	10,400
2/20	* Washington State	A	L	84-87 ot	4,025
2/23	* Washington	A	W	77-67	3,937
2/27	* Arizona State	H	W	80-72	8,262
2/29	* Arizona (#5)	H	L	62-70	9,429
3/7	* Oregon	H	W	62-54	10,400
3/12	* California	A	L	66-79	6,578
3/14	* Stanford	A	L	56-76	7,320

\* Pac-10 contest (7th place)

\$ Great Alaska Shootout (Anchorage, Alaska)

@ Far West Classic (Portland, Ore.)

Total Home Attendance — 116,305 (average 8,308)

### 1992-93

### 13-14, 9-9

**Head Coach:** Jim Anderson

Scott Haskin (Sr. C) — 16.7 ppg, 8.2 rpg, 1.9 bpg

Chad Scott (Sr. F) — 14.1 ppg, 6.9 rpg

Charles McKinney (Sr. G) — 10.0 ppg, 3.3 apg

Mustapha Hoff (Jr. F) — 9.5 ppg, 4.5 rpg

12/1	Pacific (Calif.)	H	W	79-62	5,912
12/3	Oklahoma (#15)	A	L	75-78	8,217
12/5	Seattle Pacific	H	W	69-62	6,384
12/12	SW Missouri State	A	L	48-63	7,901

12/19	North Carolina State	A	L	68-69	7,125
12/22	James Madison	A	L	56-70	5,100
12/28	@ Ohio State	N	L	77-85	10,813
12/29	@ BYU (#25)	N	W	93-79	10,535
1/2	UC San Diego	H	W	97-39	5,382
1/7	* Stanford	A	W	77-66	3,707
1/9	* California	A	W	64-63	6,578
1/14	* USC	H	W	68-57	8,109
1/16	* UCLA (#16)	H	W	79-73	9,632
1/21	* Washington	A	W	73-70	3,357
1/23	* Washington State	A	L	51-56	5,231
1/28	* Arizona State	H	L	73-82	7,657
1/30	* Arizona (#8)	H	L	54-57	10,103
2/6	* Oregon	H	W	83-75	10,400
2/11	* UCLA	A	L	75-76	7,921
2/13	* USC	A	L	60-69	3,569
2/18	* Washington State	H	W	59-58	7,359
2/20	* Washington	H	L	51-61	8,482
2/25	* Arizona (#4)	A	L	70-81	14,001
2/27	* Arizona State	A	L	61-76	8,162
3/6	* Oregon	A	W	54-48	8,681
3/11	* California	H	L	72-78	7,928
3/13	* Stanford	H	W	82-65	6,932

\* Pac-10 contest (t-5th place)

@ Far West Classic (Portland, Ore.)

Total Home Attendance — 94,280 (average 7,857)

### 1993-94

### 6-21, 2-16

**Head Coach:** Jim Anderson

Brent Barry (Jr. G) — 15.2 ppg, 5.2 rpg, 3.5 apg

Stephane Brown (Jr. G) — 14.0 ppg, 4.6 apg

Kareem Anderson (Jr. F) — 13.6 ppg, 5.3 rpg

Jerohn Brown (Fr. C) — 8.0 ppg, 5.9 rpg

12/4	Oklahoma	H	L	87-93	6,953
12/10	\$ Oklahoma Baptist	N	L	69-85	5,000
12/11	\$ Nicholls State	N	L	86-93	1,400
12/16	Bradley	H	W	54-42	5,308
12/18	Fresno State	A	L	62-74	7,968
12/22	North Carolina State	H	L	58-66	6,019
12/27	@ UNC-Wilmington	N	W	77-57	5,183
12/28	@ Oregon	N	W	79-75	5,734
12/31	Portland	H	W	82-78	5,486
1/6	* USC	A	L	76-82	3,128
1/8	* UCLA (#6)	A	L	71-104	8,684
1/15	* Oregon	A	L	64-74	6,927
1/20	* Washington	H	W	75-71 ot	6,151
1/22	* Washington State	H	L	66-81	6,836
1/27	* Arizona State	A	L	82-88	6,352
1/29	* Arizona (#13)	A	L	56-100	13,975
2/3	* California (#19)	H	L	61-67	7,951
2/5	* Stanford	H	L	67-71	9,273
2/12	* Oregon	H	W	101-91 ot2	7,601
2/17	* Washington State	A	L	64-101	4,017
2/19	* Washington	A	L	49-62	3,109
2/24	* Arizona (#9)	H	L	69-96	6,705
2/26	* Arizona State	H	L	60-80	5,883
3/3	* Stanford	A	L	66-90	3,389
3/5	* California (#20)	A	L	44-74	15,039
3/10	* UCLA (#15)	H	L	67-78	6,558
3/12	* USC	H	L	68-69	5,189

\* Pac-10 contest (10th place)

\$ BYU Cougar Classic (Provo, Utah)

@ Far West Classic (Portland, Ore.)

Total Home Attendance — 85,913 (average 6,609)

### 1994-95

### 9-18, 6-12

**Head Coach:** Jim Anderson

Brent Barry (Sr. G) — 21.0 ppg, 5.9 rpg, 3.9 apg

Mustapha Hoff (Sr. F) — 18.8 ppg, 7.5 rpg

Stephane Brown (Sr. G) — 11.5 ppg, 3.4 apg

Vladimir Heredia (Jr. F) — 6.9 ppg, 3.6 rpg

11/26	Bradley	A	L	64-69	8,235
11/30	New Orleans	H	W	78-61	5,782
12/3	Portland	A	L	71-74	3,769

12/10	Santa Clara	H	W	85-75	5,332
12/12	Fresno State	H	W	72-67	4,969
12/17	Pacific (Calif.)	A	L	66-72	2,754
12/20	UC Irvine	A	L	73-89	2,410
12/27	@ Notre Dame	N	L	69-72	7,531
12/28	@ George Washington	N	L	70-77	9,322
1/5	* USC	H	W	90-89 ot	6,023
1/7	* UCLA (#2)	H	L	78-87	8,013
1/14	* Oregon (#25)	H	L	83-96	10,258
1/19	* Washington	A	L	57-75	3,883
1/21	* Washington State	A	L	75-77	6,971
1/26	* Arizona State (#13)	H	W	83-70	5,087
1/28	* Arizona (#12)	H	L	98-111	8,589
2/2	* California	A	W	76-67	6,578
2/4	* Stanford (#17)	A	L	82-95	7,013
2/11	* Oregon (#22)	A	L	86-107	10,086
2/16	* Washington State	H	L	85-94	5,916
2/18	* Washington	H	L	63-65	5,725
2/23	* Arizona (#13)	A	L	69-83	14,257
2/25	* Arizona State (#15)	A	L	44-82	11,036
3/2	* Stanford (#20)	H	W	90-71	5,293
3/4	* California	H	W	83-67	6,758
3/9	* UCLA (#1)	A	L	67-86	12,682
3/11	* USC	A	W	83-81 ot	2,132

\* Pac-10 contest (7th place)

@ Far West Classic (Portland, Ore.)

Total Home Attendance — 77,745 (average 6,479)

### 1995-96

6-21, 4-14

**Head Coach:** Eddie Payne

J.D. Vetter (Sr. G) — 10.1 ppg

Rob Williams (So. G) — 9.6 ppg

Markee Brown (Jr. G) — 8.9 ppg, 4.5 rpg

Sonny Benjamin (So. F) — 8.8 ppg, 4.5 rpg

11/25	@ Santa Clara	N	L	45-50	5,507
11/30	Portland	A	L	50-61	2,423
12/2	UC Irvine	H	W	64-57	3,851
12/9	Long Beach State	H	L	54-65	3,762
12/16	Texas	A	L	54-83	9,934
12/18	New Orleans	A	W	68-61	1,444
12/29	@ Mississippi St. (#17)	N	L	62-76	10,167
12/30	@ Oregon	N	L	50-75	10,771
1/3	MSU-Billings	H	L	74-79	3,187
1/6	* Oregon	A	L	59-70	7,665
1/11	* Washington	H	W	63-55	4,318
1/13	* Washington State	H	L	62-76	5,548
1/18	* California	A	W^	52-70	6,578
1/20	* Stanford	A	L	51-84	5,569
1/25	* Arizona (#14)	H	L	59-66	5,283
1/27	* Arizona State	H	L	75-93	5,011
2/1	* USC	A	L	47-64	2,122
2/3	* UCLA (#19)	A	L	60-69	11,280
2/8	* Washington State	A	L	42-61	8,940
2/10	* Washington	A	L	40-50	5,736
2/15	* Stanford (#20)	H	L	50-65	4,485
2/17	* California	H	W^	51-57	4,755
2/22	* Arizona State	A	L	58-63 ot	8,903
2/24	* Arizona (#13)	A	L	60-84	14,221
2/29	* UCLA (#17)	H	L	66-68	5,873
3/2	* USC	H	W	56-54	5,038
3/9	* Oregon	H	L	46-62	7,917

\* Pac-10 contest (9th place)

@ Far West Classic (Portland, Ore./Rose Garden)

Total Home Attendance — 59,028 (average 4,919)

Note: California later forfeited both games.

### 1996-97

7-20, 3-15

**Head Coach:** Eddie Payne

Carson Cunningham (Fr. G) — 14.9 ppg, 4.7 apg

Corey Benjamin (Fr. G) — 14.9 ppg, 4.0 rpg

Ron Grady (Fr. G) — 9.3 ppg

Terrill Woods (Jr. F) — 7.2 ppg, 5.7 rpg

11/26	Portland	H	W	81-64	5,666
11/30	Nebraska	A	L	67-75	11,007

12/3	Long Beach State	A	L	56-68	3,113
12/7	Azusa Pacific	H	W	79-64	5,480
12/14	Portland State	H	W	79-60	5,753
12/18	Texas (#14)	H	L	83-86	6,767
12/20	Northeastern Illinois	A	L	63-78	450
12/27	@ Bradley	N	W	72-60	12,150
12/28	@ Oregon (#24)	N	L	64-66	13,415
1/4	* Oregon (#20)	H	L	69-91	10,400
1/9	* Washington	A	L	72-77	5,519
1/11	* \$ Washington State	A	L	64-80	5,417
1/16	* California	H	L	70-80	5,709
1/18	* Stanford (#15)	H	W	86-77	7,904
1/23	* Arizona (#11)	A	L	48-99	14,259
1/25	* Arizona State	A	L	75-78 ot	3,712
1/30	* USC	H	L	68-71	6,255
2/1	* UCLA	H	L	68-74	8,307
2/6	* Washington State	H	W	61-49	6,462
2/8	* Washington	H	L	78-87	9,881
2/13	* Stanford (#22)	A	L	54-87	5,882
2/15	* California	A	L	68-90	6,578
2/20	* Arizona State	H	W	71-67	5,459
2/22	* Arizona (#13)	H	L	64-74	6,426
2/27	* UCLA (#10)	A	L	69-81	11,048
3/1	* USC	A	L	62-83	4,431
3/8	* Oregon	A	L	73-88	10,024

\* Pac-10 contest (9th place)

@ Far West Classic (Portland, Ore./Rose Garden)

\$ at Spokane, Wash.

Total Home Attendance — 90,469 (average 6,959)

### 1997-98

13-17, 3-15

**Head Coach:** Eddie Payne

Corey Benjamin (So. G) — 19.8 ppg, 5.0 rpg

Jerome Vaden (Sr. G) — 10.8 ppg

Ron Grady (So. G) — 10.4 ppg, 4.1 rpg

Deaundra Tanner (Fr. G) — 9.0 ppg, 3.0 apg

11/20	Cal State Northridge	H	W	91-79	6,249
11/25	UC San Diego	H	W	116-78	6,492
11/29	Sacramento State	H	W	89-56	6,534
12/4	UC Irvine	A	W	65-43	1,182
12/6	Santa Clara	A	L	55-68	2,236
12/13	Northeastern Illinois	H	W	92-60	5,782
12/16	St. Martin's	H	W	73-61	4,719
12/20	@ Utah (#7)	N	L	61-69	8,585
12/28	Hawaii-Hilo	A	W	79-68	500
12/29	\$ Kent State	N	W	76-68	250
12/30	\$ Boise State	N	W	71-60	400
1/3	* Stanford (#7)	H	L	48-68	8,133
1/5	* California	H	L	70-84	6,269
1/8	* UCLA (#10)	A	L	72-90	9,614
1/10	* USC	A	L	67-71	2,735
1/15	* Washington State	H	L	53-69	6,133
1/17	* Washington	H	L	55-70	6,236
1/22	* Arizona State	A	W	70-61	4,482
1/25	* Arizona (#6)	A	L	80-93	14,525
1/28	Portland State	H	W	67-63	5,163
1/31	* Oregon	A	L	67-74	9,087
2/5	* USC	H	W	83-74 ot	5,584
2/7	* UCLA (#6)	H	L	75-84	10,400
2/12	* Washington	A	L	74-84	5,119
2/14	* Washington State	A	L	68-80	2,000
2/19	* Arizona (#3)	H	L	70-71	7,527
2/21	* Arizona State	H	L	63-70	6,201
2/28	* Oregon	H	L	48-50	9,191
3/5	* California	A	W	46-43	8,072
3/7	* Stanford (#11)	A	L	77-85	7,391

\* Pac-10 contest (t-9th place)

@ at Portland, Ore./Rose Garden

\$ at Hilo, Hawaii

Total Home Attendance — 100,613 (average 6,708)



**1998-99****13-14, 7-11****Head Coach:** Eddie Payne

Deandra Tanner (So. G) — 15.8 ppg, 4.7 apg

Josh Steinthal (So. G) — 11.9 ppg

Jason Heide (So. C) — 10.9 ppg, 5.6 rpg

Ramunas Petraitis (Jr. G) — 6.4 ppg

11/19	Idaho State	H	W	63-53	4,251
11/28	UC Irvine	H	W	80-70	4,065
12/1	@ Colorado State	N	L	50-64	2,735
12/4	Arkansas-Pine Bluff	H	W	74-56	4,281
12/17	Chicago State	H	W	87-56	4,003
12/21	BYU-Hawaii	A	W	50-45	407
12/22	\$ Alabama	N	L	49-59	417
12/23	\$ Tulsa	N	L	57-59	427
12/30	Notre Dame (Calif.)	H	W	71-39	4,382
1/2	* Stanford (#5)	A	L	56-72	7,391
1/4	* California	A	L	52-54	8,574
1/7	* UCLA (#8)	H	W	65-63	7,232
1/9	* USC	H	W	69-66 ot	7,196
1/14	* Washington	A	L	50-70	6,858
1/16	* Washington State	A	L	79-84	5,767
1/21	* Arizona State	H	W	81-51	6,116
1/23	* Arizona (#9)	H	W	60-59	10,204
1/30	* Oregon	H	W	48-45	10,400
2/4	* USC	A	L	61-86	2,580
2/7	* UCLA (#13)	A	L	67-85	9,472
2/11	* Washington	H	L	69-82	7,024
2/13	* Washington State	H	W	83-64	7,381
2/18	* Arizona (#8)	A	L	72-89	14,431
2/20	* Arizona State	A	L	66-87	5,002
2/27	* Oregon	A	L	68-73	9,087
3/4	* California	H	L	61-68	6,003
3/6	* Stanford (#6)	H	W	59-45	9,003

\* Pac-10 contest (t-7th place)

@ at Portland, Ore./Rose Garden

\$ Pearl Harbor Classic (Laie, Hawaii)

Total Home Attendance — 91,541 (average 6,539)

**1999-2000****13-16, 5-13****Head Coach:** Eddie Payne

Deandra Tanner (Jr. G) — 14.2 ppg, 5.1 apg

Brian Jackson (Fr. F) — 12.5 ppg, 5.1 rpg

Jason Heide (Jr. C) — 10.7 ppg, 5.0 rpg

Josh Steinthal (Jr. G) — 9.0 ppg

11/23	Chico State	H	W	92-48	4,485
11/26	\$ South Carolina State	N	W	92-57	800
11/27	\$ Mississippi	N	L	58-77	800
11/28	\$ Clemson	N	W	53-35	1,518
12/1	Idaho	H	W	66-49	5,204
12/4	Colorado State	A	L	78-83	3,569
12/11	Denver	H	W	70-63	5,230
12/15	Eastern Washington	H	W	78-62	4,243
12/20	Wyoming	H	W	83-77	5,137
12/26	Utah	A	L	77-87	13,493
1/4	Texas A&M-C. Christi	H	W	82-70	4,072
1/8	* Oregon	H	L	49-67	10,400
1/13	* Stanford (#3)	H	L	45-73	6,823
1/15	* California	H	L	65-71	5,533
1/20	* Washington State	A	W	77-73	2,787
1/23	* Washington	A	W	74-57	7,912
1/27	* UCLA	H	L	74-85	6,014
1/29	* USC (#23)	H	L	69-82	6,099
2/3	* Arizona State	A	L	64-75	8,564
2/5	* Arizona (#9)	A	L	73-90	14,545
2/10	* California	A	L	68-70	10,846
2/12	* Stanford (#2)	A	L	56-82	7,391
2/17	* Washington	H	W	71-47	4,239
2/19	* Washington State	H	W	64-56	6,224
2/24	* USC	A	L	71-82	3,166
2/26	* UCLA	A	L	59-69	9,759

3/2	* Arizona (#3)	H	W	70-69 ot	5,538
3/4	* Arizona State	H	L	74-77 ot	6,733
3/11	* Oregon	A	L	65-83	9,087

\* Pac-10 contest (t-8th place)

\$ SoCon Holiday Hoops Tournament (Greenville, S.C.)

Total Home Attendance — 85,974 (average 5,732)

**2000-01****10-20, 4-14****Head Coach:** Ritchie McKay

Jason Heide (Sr. C) — 13.8 ppg, 5.5 rpg

Deandra Tanner (Sr. G) — 10.9 ppg, 3.5 apg

Brian Jackson (So. F) — 9.7 ppg, 4.2 rpg

Jimmie Haywood (So. G) — 8.9 ppg

11/17	Cal State Fullerton	H	W	68-35	4,712
11/20	Southern Colorado	H	W	91-23	3,167
11/24	@ Appalachian State	N	W	60-37	250
11/25	@ Long Beach State	N	W	78-66	250
11/26	@ Oklahoma (#19)	N	L	60-78	250
12/2	San Diego	A	L	71-80	4,003
12/9	UC Riverside	H	L	63-67	3,370
12/13	Denver	A	L	53-54	1,599
12/16	\$ Wyoming	N	L	53-65	5,992
12/19	Eastern Washington	H	W	58-50	3,715
12/23	South Carolina State	H	W	62-46	3,620
12/28	% LSU	N	L	68-78	6,215
1/6	* Oregon	A	L	66-84	9,087
1/11	* Stanford (#1)	A	L	49-73	7,391
1/13	* California	A	L	67-81	9,553
1/18	* Washington State	H	W	67-62	5,312
1/20	* Washington	H	W	63-56	5,820
1/25	* UCLA	A	L	40-67	6,208
1/27	* USC (#25)	A	L	47-73	4,224
2/1	* Arizona State	H	L	58-73	5,479
2/3	* Arizona (#7)	H	L	41-68	8,722
2/8	* California	H	L	69-72 ot	4,612
2/10	* Stanford (#2)	H	L	63-82	8,437
2/15	* Washington	A	W	83-69	6,242
2/17	* Washington State	A	L	53-57	3,307
2/22	* USC	H	W	67-52	4,123
2/24	* UCLA (#15)	H	L	65-68 ot	8,607
3/1	* Arizona (#9)	A	L	54-65	14,532
3/3	* Arizona State	A	L	59-61	6,013
3/10	* Oregon	H	L	60-69	8,870

\* Pac-10 contest (t-9th place)

@ Big Island Invitational (Hilo, Hawaii)

\$ at Casper, Wyo.

% Sugar Bowl Classic (New Orleans, La.)

Total Home Attendance: 78,566 (average 5,612)

**2001-02****12-17, 4-14****Head Coach:** Ritchie McKay

Philip Ricci (Jr. F) — 16.2 ppg, 7.1 rpg

Brian Jackson (Jr. F) — 11.5 ppg, 3.8 rpg

Jimmie Haywood (Jr. G) — 9.0 ppg

Adam Masten (Sr. G) — 7.6 ppg, 2.9 apg

11/17	Northern Colorado	H	W	64-59	6,201
11/22	@ Texas (#23)	N	L	68-78	5,777
11/23	@ St. John's	N	L	63-66	6,505
11/24	Alaska-Anchorage	A	W	72-63	5,987
11/26	San Diego	H	W	65-56	4,232
11/30	Southern Utah	H	W	73-63	4,354
12/12	% Portland State	A	W	51-46	2,811
12/15	Cal Poly SLO	A	L	68-72	2,974
12/20	* Arizona (#11)	H	L	73-76	7,767
12/22	* Arizona State	H	W	62-57	5,821
12/27	Indiana-Purdue F.W.	H	W	84-59	4,234
12/31	Lehigh	H	W	78-55	2,997
1/4	* Arizona State	A	L	58-67	6,284
1/6	* Arizona (#15)	A	L	87-93	14,242
1/10	* Stanford (#14)	H	L	50-67	8,156
1/12	* California	H	L	53-61	6,523
1/19	* Oregon (#23)	H	L	51-63	9,479
1/24	* Washington State	A	W	74-72	2,592
1/26	* Washington	A	W	68-53	6,416

1/31	* USC (#23)	H	L	51-64	6,065
2/2	* UCLA (#13)	H	L	48-70	9,039
2/7	* California	A	L	58-73	9,212
2/9	* Stanford (#20)	A	L	55-77	5,905
2/16	* Oregon (#17)	A	L	62-91	9,087
2/18	Portland	H	W	74-60	2,932
2/21	* Washington	H	L	63-68	5,942
2/23	* Washington State	H	W	91-55	7,362
2/28	* UCLA	A	L	57-65	8,959
3/2	* USC (#19)	A	L	45-79	7,012

\* Pac-10 contest (9th place)

@ Great Alaska Shootout (Anchorage, Alaska)

% at Portland, Ore./Rose Garden

Total Home Attendance — 91,104 (average 6,074)

## 2002-03

## 13-15, 6-12

**Head Coach:** Jay John

Philip Ricci (Sr. F) — 16.5 ppg, 8.2 rpg

Brian Jackson (Sr. F) — 12.8 ppg, 5.1 rpg

Jimmie Haywood (Sr. G) — 10.7 ppg

Lamar Hurd (Fr. G) — 6.4 ppg, 3.8 apg

11/23	Idaho	H	L	73-76 ot	4,167
11/26	Seattle	H	W	81-38	3,858
12/2	Cal Poly SLO	H	W	81-60	4,011
12/7	Portland	A	W	71-64	2,279
12/14	Sacramento State	A	W	62-49	1,667
12/17	Portland State	H	W	53-50	4,268
12/20	Indiana-Purdue F.W.	A	W	78-71	3,123
12/22	Kansas State	A	L	72-90	4,188
12/28	Coppin State	H	W	59-53	3,852
1/2	* Arizona State	H	L	47-67	6,123
1/4	* Arizona (#4)	H	L	65-80	8,415
1/9	* Stanford	A	L	54-57	5,047
1/11	* California	A	L	73-78	9,628
1/18	* Oregon (#22)	A	L	68-79	9,087
1/23	* Washington State	H	W	63-48	5,346
1/25	* Washington	H	W	82-62	7,180
1/30	* USC	A	W	83-74	3,754
2/1	* UCLA	A	W	83-79	7,698
2/6	* California	H	L	71-84	8,753
2/9	* Stanford (#25)	H	L	73-84	7,520
2/15	* Oregon	H	L	63-80	10,400
2/20	* Washington	A	W	80-72	6,469
2/22	* Washington State	A	L	71-75	2,004
2/27	* UCLA	H	L	66-69	6,521
3/1	* USC	H	W	61-60	6,509
3/6	* Arizona (#1)	A	L	60-72	14,587
3/8	* Arizona State	A	L	64-74	9,759
3/13	# California	N	L	46-69	15,048

\* Pac-10 contest (t-6th place)

# Pac-10 Tournament (Los Angeles, Calif./Staples Center)

Total Home Attendance — 86,923 (average 6,209)

## 2003-04

## 12-16, 6-12

**Head Coach:** Jay John

David Lucas (Jr. F) — 17.2 ppg, 6.9 rpg

Chris Stephens (So. G) — 15.8 ppg

J.S. Nash (Jr. G) — 10.5 ppg, 3.6 rpg, 3.8 apg

Jim Hanchett (Jr. F) — 7.3 ppg, 5.5 rpg

11/22	Prairie View A&M	H	W	70-53	2,843
11/25	Portland	H	L	89-97 ot2	3,073
11/29	Indiana-Purdue F.W.	H	W	57-55	3,279
12/1	Colorado	A	L	66-81	4,096
12/6	Kansas State	H	W	87-82 ot3	3,447
12/12	Willamette	H	W	84-53	3,012
12/15	Hawaii	A	L	67-70 ot	5,752
12/20	Boise State	H	L	80-82	3,471
12/22	Sacramento State	H	W	76-73	3,153
12/28	Jackson State	H	W	71-59	3,852
1/2	* UCLA	A	L	66-77	8,792
1/4	* USC	A	L	82-91	2,746
1/10	* Oregon	H	W	90-81	10,036
1/15	* Washington State	H	W	52-41	5,951
1/17	* Washington	H	L	99-103 ot	6,214

1/22	* Arizona (#14)	A	L	75-109	14,545
1/24	* Arizona State	A	L	79-83	8,711
1/29	* Stanford (#2)	H	L	48-62	6,851
1/31	* California	H	L	74-88	6,863
2/7	* Oregon	A	L	74-81	9,087
2/12	* Washington State	A	W	65-58	3,947
2/14	* Washington	A	L	79-80	7,622
2/19	* Arizona State	H	W	68-61	6,023
2/21	* Arizona (#14)	H	W	90-84	9,248
2/26	* Stanford (#1)	A	L	47-73	7,391
2/28	* California	A	L	58-75	11,514
3/4	* UCLA	H	W	65-56	6,384
3/6	* USC	H	L	60-63	7,159

\* Pac-10 contest (9th place)

Total Home Attendance — 90,859 (average 5,345)

## 2004-05

## 17-15, 8-10

**Head Coach:** Jay John

David Lucas (Sr. F) — 18.5 ppg, 7.0 rpg

Nick DeWitz (Jr. F) — 14.0 ppg, 5.8 rpg, 2.0 bpg

Chris Stephens (Jr. G) — 9.8 ppg

J.S. Nash (Sr. G) — 9.3 ppg, 3.3 rpg, 3.0 apg

11/17	@ Siena	N	W	69-67	9,302
11/18	@ East Carolina	N	L	62-64	8,164
11/19	@ Elon	N	W	65-55	13,852
11/26	UNLV	A	L	61-86	12,896
12/1	Portland	H	W	66-63	4,227
12/4	Colorado	H	W	98-87	5,668
12/11	& Georgia	N	L	74-76 ot	11,128
12/13	Bethune-Cookman	H	W	69-56	3,672
12/18	Boise State	A	W	90-79	4,943
12/21	Prairie View A&M	A	W	67-63	414
12/28	Sacramento State	H	W	86-59	4,592
12/31	* UCLA	H	W	85-80	9,042
1/2	* USC	H	W	74-64	7,181
1/8	* Oregon	A	L	64-73	9,087
1/13	* Washington State	A	L	45-63	3,502
1/15	* Washington (#14)	A	L	68-108	10,000
1/20	* Arizona State	H	W	88-66	5,552
1/22	* Arizona (#13)	H	L	83-92	10,016
1/27	* Stanford	A	L	65-69	5,749
1/29	* California	A	L	66-91	8,841
2/5	* Oregon	H	W	76-72	10,312
2/10	* Washington State	H	W	58-51	5,834
2/13	* Washington (#11)	H	W	90-73	9,696
2/17	* Arizona State	A	L	73-75	6,430
2/20	* Arizona (#10)	A	L	70-91	14,592
2/24	* Stanford	H	W	84-83	6,568
2/26	* California	H	W	82-63	9,491
3/3	* UCLA	A	L	61-69	10,947
3/5	* USC	A	L	68-78	2,755
3/10	# UCLA	N	W	79-72	14,014
3/11	# Arizona (#8)	N	L	59-90	15,068
3/16	% Cal State Fullerton	H	L	83-85 ot	6,394

\* Pac-10 contest (5th place)

@ BCA Invitational (Raleigh, N.C.)

& Chick-fil-A Peach Bowl for Kids (Atlanta, Ga.)

# Pac-10 Tournament (Los Angeles, Calif./Staples Center)

% NIT Tournament

Total Home Attendance — 98,245 (average 7,018)

## 2005-06

## 13-18, 5-13

**Head Coach:** Jay John

Sasa Cuic (So. F) — 13.5 ppg, 4.5 rpg

Nick DeWitz (Sr. F) — 11.6 ppg, 4.8 rpg, 2.1 bpg

Chris Stephens (Sr. G) — 11.5 ppg

Marcel Jones (So. F) — 9.2 ppg, 6.7 rpg

11/20	Tennessee Tech	A	L	62-90	2,181
11/22	Prairie View A&M	H	W	88-71	4,556
11/26	Fresno State	A	L	73-80	9,585
12/3	UNLV	H	W	69-63	6,561
12/10	Portland	A	L	62-76	3,013
12/14	Northern Colorado	H	W	70-52	3,784
12/17	@ Georgia	N	W	64-60	3,240

12/21	% Northwestern State	N	L	61-72	1,379
12/22	% South Florida	N	W	61-56	434
12/23	% Western Michigan	N	W	73-68	482
12/28	Texas-Pan American	H	W	78-54	3,272
12/31	* Oregon	A	L	64-70	8,301
1/5	* Stanford	A	L	66-80	4,103
1/7	* California	A	W	72-64	8,956
1/12	* Arizona (#24)	H	W	75-65	8,258
1/14	* Arizona State	H	L	63-65 ot	8,508
1/19	* Washington (#10)	A	L	65-69	10,000
1/21	* Washington State	A	W	59-50	5,621
1/26	* USC	H	L	70-72 ot	6,323
1/28	* UCLA (#17)	H	L	54-63	8,250
2/2	* California	H	L	52-69	5,982
2/4	* Stanford	H	L	64-71	6,514
2/9	* Arizona State	A	L	59-76	6,227
2/11	* Arizona	A	L	58-80	14,624
2/16	* Washington State	H	W	71-62	4,956
2/18	* Washington (#20)	H	L	63-96	9,512
2/23	* UCLA (#19)	A	L	60-78	8,707
2/25	* USC	A	L	84-89	5,350
3/4	* Oregon	H	W	65-62	9,552
3/8	# Arizona State	N	W	71-68	7,936
3/9	# UCLA (#13)	N	L	47-79	15,144

\* Pac-10 contest (t-8th place)

@ at Portland, Ore./Rose Garden

% Rainbow Classic (Honolulu, Hawaii)

# Pac-10 Tournament (Los Angeles, Calif./Staples Center)

Total Home Attendance — 86,028 (average 6,618)

## 2006-07

11-21, 3-15

**Head Coach:** Jay John

Marcel Jones (Jr. F) — 15.3 ppg, 5.7 rpg

Sasa Cuic (Jr. F) — 11.6 ppg

Josh Tarver (Fr. G) — 9.2 ppg, 3.8 apg

Kyle Jeffers (Sr. C) — 6.8 ppg, 5.8 rpg

11/10	@ Portland	H	W	65-48	4,524
11/11	@ Southeastern La.	H	L	63-65	3,717
11/12	@ Cal Poly	H	W	78-65	3,489
11/15	Nevada (#24)	H	L	47-75	5,014
11/19	Hawaii	A	L	41-85	6,115
11/24	Northern Colorado	A	W	69-67	870
11/26	Montana State	A	W	72-63	2,413
12/2	Fresno State	H	L	69-74	4,836
12/9	Bethune-Cookman	H	W	72-49	3,335
12/11	Western Oregon	H	W	71-58	2,189
12/17	LSU (#12)	H	L	53-60	6,724
12/19	Howard	H	W	84-67	2,877
12/21	Mercer	H	W	93-62	1,221
12/30	* Oregon (#20)	H	L	73-76	8,719
1/4	* UCLA (#1)	H	L	56-71	6,834
1/6	* USC	H	L	46-91	5,973
1/11	* Arizona (#10)	A	L	72-83	14,428
1/13	* Arizona State	A	W	67-59	6,008
1/18	* California	H	L	74-77	6,023
1/20	* Stanford	H	L	56-67	7,145
1/25	* Washington St. (#20)	A	L	55-70	6,816
1/27	* Washington	A	L	74-91	10,000
2/1	* USC	A	L	56-73	6,934
2/3	* UCLA (#5)	A	L	35-82	11,095
2/8	* Arizona (#24)	H	L	66-72	5,928
2/10	* Arizona State	H	W	59-55	5,883
2/15	* Stanford	A	L	55-70	7,005
2/17	* California	A	L	80-84 ot	8,009
2/22	* Washington	H	W	73-65	5,615
2/24	* Washington State (#9)	H	L	54-58	8,082
3/3	* Oregon (#17)	A	L	49-70	9,087
3/7	# California	N	L	51-70	15,119

\* Pac-10 contest (9th place)

@ Oregon Rain Invitational (Corvallis, Ore.)

# Pac-10 Tournament (Los Angeles, Calif./Staples Center)

Total Home Attendance — 98,128 (average 5,165)

## 2007-08

6-25, 0-18

**Head Coach:** Jay John/Kevin Mouton

Marcel Jones (Sr. F) — 10.4 ppg, 5.7 rpg

Seth Tarver (So. F) — 9.6 ppg, 4.6 rpg

Lathen Wallace (Fr. G) — 7.5 ppg

11/15	\$ Colorado State	N	L	56-69	2,833
11/17	\$ Alaska	A	L	60-62	2,893
11/18	\$ USC Upstate	N	W	65-46	3,334
11/23	Idaho State	H	W	56-41	3,212
11/25	Portland	H	W	67-57	3,155
11/30	% Iowa State	H	L	64-71 ot	4,226
12/7	UC Davis	A	W	73-59	5,776
12/11	CS Bakersfield	A	W	77-53	1,993
12/16	Tennessee Tech	H	L	62-79	3,216
12/19	Northern Colorado	H	W	65-56	3,324
12/22	LSU	A	L	61-67	7,713
12/30	Montana State	H	L	59-60	3,734
1/3	* Arizona (#21)	A	L	63-76	14,351
1/5	* Arizona State	A	L	53-72	7,648
1/10	* Stanford (#23)	H	L	46-66	4,017
1/12	* Cal	H	L	59-69	4,118
1/17	* Washington State (#8)	A	L	46-69	10,117
1/19	* Washington	A	L	74-83	9,421
1/24	* USC	H	L	44-68	5,063
1/26	* UCLA (#7)	H	L	62-85	8,235
2/2	* Oregon	A	L	63-79	9,087
2/7	* Cal	A	L	76-81	7,077
2/9	* Stanford (#9)	A	L	56-71	7,329
2/14	* Washington St (#21)	H	L	57-70	5,321
2/16	* Washington	H	L	59-97	5,539
2/21	* UCLA (#6)	A	L	49-84	9,727
2/23	* USC	A	L	53-81	9,912
3/2	* Oregon	H	L	68-80	7,031
3/6	* Arizona	H	L	45-81	4,386
3/8	* Arizona State	H	L	64-77	4,111
3/12	# Arizona	N	L	56-87	11,642

\$ Top of the World Classic (Fairbanks, Alaska)

\* Pac-10 contest (10th place)

# Pac-10 Tournament (Los Angeles, Calif./Staples Center)

Total Home Attendance — 68,688 (average 4,579)

Note: Kevin Mouton coached the final 13 games of the season.

## 2008-09

18-18, 7-11

### COLLEGE BASKETBALL INVITATIONAL CHAMPIONS

**Head Coach:** Craig Robinson

Roeland Schaftenaar (Jr. C) — 10.5 ppg, 4.0 rpg, 3.3 apg

Seth Tarver (Jr. F) — 8.0 ppg, 5.4 rpg

Calvin Haynes (So. G) — 13.0 ppg

11/14	Howard	A	L	45-47	1,752
11/22	Nevada	A	L	71-79	7,629
11/24	Yale	H	L	52-53	3,413
11/26	Montana State	H	L	79-82 ot	3,109
11/30	Fresno State	A	W	62-54	8,548
12/6	Iowa State	A	L	50-63	13,668
12/13	Nebraska	H	W	64-63	3,359
12/16	Seattle Pacific	H	W	71-67	2,619
12/20	Howard	H	W	90-54	2,859
12/29	Seattle	H	W	59-50	3,109
1/2	* UCLA (#9)	H	L	46-69	5,629
1/4	* USC	H	W	62-58 ot	4,719
1/8	* Arizona State (#16)	A	L	38-69	7,004
1/10	* Arizona	A	L	47-64	13,144
1/15	* Washington State	H	L	57-61 ot	5,454
1/17	* Washington	H	L	59-85	6,648
1/22	* California	A	W	69-65	8,236
1/24	* Stanford	A	W	77-62	7,329
1/26	CS Bakersfield	H	W	65-59	5,229
1/31	* Oregon	H	W	57-54	10,129
2/5	* Arizona	H	L	53-56	6,537
2/7	* Arizona State (#23)	H	L	38-49	7,449
2/12	* Washington (#24)	A	L	60-79	10,000
2/14	* Washington State	A	W	54-52	7,452

2/19	* Stanford	H	W	66-54	6,229
2/21	* California	H	W	65-54	7,619
3/1	* Oregon	A	L	69-79	8,769
3/5	* UCLA (#17)	A	L	54-79	10,348
3/7	* USC	A	L	52-68	6,603
3/11	# Stanford	N	L	54-62	7,000
3/18	\$ Houston	H	W	49-45	3,511
3/23	\$ Vermont	H	W	71-70 ot	4,053
3/25	\$ Stanford	H	W	65-62 ot	4,759
3/30	\$ UTEP	H	W	75-69	8,029
4/1	\$ UTEP	A	L	63-70	12,000
4/3	\$ UTEP	A	W	81-73	12,000

\* Pac-10 contest (8th place)

# Pac-10 Tournament (Los Angeles, Calif./Staples Center)

\$ College Basketball Invitational (Corvallis, Ore./El Paso, Texas)

Total Home Attendance — 104,462 (average 5,223)

## 2009-10

14-18, 8-10

### COLLEGE BASKETBALL INVITATIONAL

Head Coach: Craig Robinson

Roeland Schaffenaar (Sr. C) — 9.2 ppg, 4.0 rpg, 1.8 apg

Seth Tarver (Sr. F) — 10.2 ppg, 4.6 rpg

Jared Cunningham (Fr. G) — 6.2 ppg

Calvin Haynes (Jr. G) — 12.5 ppg

11/13	^ Texas A&M-CC	N	L	43-67	8,541
11/14	^ South Dakota	N	W	62-47	7,761
11/15	^ Texas Tech	A	L	60-64	7,860
11/21	Sacramento State	H	L	63-65	4,316
11/28	George Washington	A	W	64-57	2,401
12/4	Colorado	H	W	74-69	5,417
12/6	CS Bakersfield	H	W	74-39	4,927
12/12	Nebraska	A	L	44-50	10,553
12/16	Illinois-Chicago	A	L	61-63	3,906
12/19	Mississippi Valley State	H	W	76-62	4,723
12/23	Fresno State	H	W	73-65	4,167
12/31	* Washington (#17)	A	L	70-76	9,843
1/2	* Washington State	A	L	60-65	5,967
1/6	Seattle	H	L	48-99	4,622
1/10	* Oregon	A	W	64-57	8,217
1/14	* Arizona	H	W	67-64	6,746
1/16	* Arizona State	H	L	57-66	7,472
1/21	* Stanford	A	L	35-59	6,460
1/23	* California	A	L	61-65	8,666
1/28	* USC	H	W	51-45	6,654
1/30	* UCLA	H	L	52-62	8,067
2/6	* Oregon	H	W	62-42	9,124
2/11	* Arizona State	A	L	46-56	6,962
2/13	* Arizona	A	W	63-55	14,566
2/18	* California	H	W	80-64	6,609
2/20	* Stanford	H	L	55-65	7,061
2/25	* UCLA	A	L	56-65	7,589
2/27	* USC	A	W	49-44	6,158
3/4	* Washington State	H	W	59-55	6,507
3/6	* Washington	H	L	70-82	8,014
3/11	# Washington	N	L	52-59	12,255
3/17	\$ Boston	H	L	78-96	2,913

\* Pac-10 contest (5th place)

^ Duel in the Desert (Lubbock, Texas)

# Pac-10 Tournament (Los Angeles, Calif./Staples Center)

\$ College Basketball Invitational (Corvallis, Ore.)

Total Home Attendance — 97,339 (average 6,084)

## 2010-11

11-20, 5-13

Head Coach: Craig Robinson

Jared Cunningham (So. G) — 14.2 ppg, 2.1 apg, 2.8 spg

Calvin Haynes (Sr. G) — 9.3 ppg, 3.1 rpg

Ahmad Starks (Fr. G) — 7.8 ppg

Omari Johnson (Sr. F) — 7.2 ppg, 6.2 rpg

11/14	UT-Arlington	H	W	71-56	2,614
11/17	Seattle	A	L	80-83	4,526
11/21	Texas Southern	H	L	60-66	5,436

11/24	Charlotte	H	W	83-70	3,683
11/27	Howard	A	W	84-74	1,827
12/1	Utah Valley	H	L	68-70	3,514
12/4	Colorado	A	L	57-83	6,363
12/12	Texas-Pan American	H	W	89-69	3,607
12/15	Montana	A	L	66-71	4,378
12/18	George Washington	H	L	79-87	4,018
12/22	Illinois-Chicago	H	W	74-54	3,881
12/30	* Arizona State	H	W	80-58	4,574
1/2	* Arizona	H	W	76-75	5,218
1/6	* Washington State	A	L	70-84	5,849
1/8	* Washington (#23)	A	L	72-103	9,671
1/13	* UCLA	H	L	57-62	6,857
1/15	* USC	H	W	80-76	7,257
1/22	* Oregon	H	L	59-63	9,836
1/27	* California	A	L	57-85	6,996
1/29	* Stanford	A	L	56-70	5,442
2/3	* Washington (#20)	H	W	68-56	5,783
2/5	* Washington State	H	L	55-61	7,376
2/10	* USC	A	L	56-67	3,853
2/12	* UCLA	A	L	61-69	8,534
2/19	* Oregon	A	L	63-82	12,369
2/24	* Stanford	H	W	87-80	4,696
2/26	* California	H	L	76-87	6,741
3/3	* Arizona (#18)	A	L	59-70	14,588
3/5	* Arizona State	A	L	66-80	5,114
3/9	# Stanford	N	W	69-67	7,814
3/10	# Arizona (#16)	N	L	69-78	10,782

\* Pac-10 contest (9th place)

# Pac-10 Tournament (Los Angeles, Calif./Staples Center)

Total Home Attendance — 85,091 (average 5,318)

## 2011-12

21-15, 7-11

Head Coach: Craig Robinson

Jared Cunningham (Jr. G) — 17.9 ppg, 2.8 apg, 2.5 spg

Devon Collier (So. F) — 13.1 ppg, 5.2 rpg, 1.3 bpg

Ahmad Starks (So. G) — 12.1 ppg, 2.7 apg, 1.7 spg

Roberto Nelson (So. G) — 9.3 ppg, 2.2 apg

11/12	CSU Bakersfield	H	W	86-62	5,423
11/14	! West Alabama	H	W	93-60	3,208
11/16	! Hofstra	H	W	82-72	3,870
11/19	^ Texas	N	W	100-95 ot	4,187
11/21	^ Vanderbilt	N	L	62-64	3,294
11/26	Towson	A	W	66-46	3,119
12/4	Montana	H	W	71-46	5,518
12/9	Idaho	H	L	60-74	5,119
12/13	Illinois-Chicago	H	W	95-53	3,477
12/15	Howard	H	W	93-72	4,189
12/18	Portland State	H	W	101-68	5,248
12/21	Chicago State	A	W	92-66	1,164
12/29	* Washington	A	L	80-95	9,592
12/31	*@ Washington State	A	L	76-81	8,282
1/5	* California	H	W	92-85	5,162
1/7	* Stanford	H	L	101-103 ot4	7,239
1/12	* Arizona	A	L	73-81 ot	14,142
1/14	* Arizona State	A	L	66-76	5,068
1/19	* UCLA	H	W	87-84	6,019
1/21	* USC	H	W	78-59	7,537
1/29	* Oregon	A	W	76-71	11,219
2/2	* Colorado	A	L	60-82	7,858
2/4	* Utah	A	W	76-58	8,404
2/9	* Washington State	H	L	73-83	5,782
2/12	* Washington	H	L	72-75	8,027
2/16	* Stanford	A	L	82-87	5,005
2/18	* California	A	L	63-77	11,331
2/26	* Oregon	H	L	73-74	9,604
3/1	* Utah	H	W	77-67	3,643
3/3	* Colorado	H	W	83-69	4,326
3/7	# Washington State	N	W	69-64	5,973
3/8	# Washington	N	W	86-84	8,780
3/9	# Arizona	N	L	61-72	11,615

3/14	\$ Western Illinois	H	W	80-59	1,931
3/19	\$ TCU	H	W	101-81	2,315
3/21	\$ Washington State	H	L	55-72	2,190

\* Pac-12 contest (t-8th place)  
! TicketCity Legends Classic Regional Round (Corvallis, Ore.)  
^ TicketCity Legends Classic Championship Rounds (East Rutherford, N.J./IZOD Center)  
@ at Spokane, Wash./Spokane Arena  
# Pac-12 Tournament (Los Angeles, Calif./Staples Center)  
\$ College Basketball Invitational Game (Corvallis, Ore.)  
Total Home Attendance — 99,827 (average 4,991)

**2012-13** **14-18, 4-14**

**Head Coach:** Craig Robinson

Roberto Nelson (Jr. G) — 17.8 ppg, 2.4 apg  
Devon Collier (Jr. F) — 12.6 ppg, 6.0 rpg, 1.3 spg  
Joe Burton (Sr. F) — 11.0 ppg, 6.4 rpg, 3.4 apg  
Eric Moreland (So. F) — 9.4 ppg, 10.6 rpg, 2.5 bpg

11/9	! Niagara	H	W	102-83	3,206
11/11	! New Mexico State	H	W	71-62	3,368
11/15	^ Alabama	N	L	62-65	6,149
11/16	^ Purdue	N	W	66-58	6,177
11/25	Montana State	H	W	78-65	5,224
11/30	% Kansas (#10)	A	L	78-84	18,789
12/8	Grambling State	H	W	85-54	3,291
12/12	Portland State	A	W	79-74	1,500
12/16	Chicago State	H	W	87-77	4,183
12/19	Howard	H	W	69-53	3,879
12/22	& San Diego	N	W	86-79	840
12/29	Towson	H	L	66-67 ot	3,847
12/31	Texas-Pan American	H	W	84-59	3,276
1/6	* Oregon	H	L	66-79	8,612
1/10	* Arizona State	H	L	62-72	4,796
1/12	* Arizona (#4)	H	L	70-80	7,224
1/17	* UCLA (#24)	A	L	64-74	8,721
1/19	* USC	A	L	68-69	3,963
1/23	* Washington	H	W	74-66	4,213
1/26	* Washington State	H	L	68-71	6,592
1/31	* California	A	L	68-71	8,261
2/3	* Stanford	A	L	73-81	4,733
2/6	* Utah	H	W	82-64	4,118
2/10	* Colorado	H	L	68-72	4,819
2/13	* Washington State	A	W	67-66	4,167
2/16	* Washington	A	L	62-72	8,454
2/21	* Stanford	H	L	72-82	4,649
2/23	* California	H	L	59-60	6,034
2/28	* Oregon (#24)	A	L	75-85	10,621
3/7	* Utah	A	L	61-72	8,019
3/9	* Colorado	A	W	64-58	10,105
3/13	# Colorado	N	L	68-74	7,451

\* Pac-12 contest (t-11th place)  
! 2K Sports Classic Regional Round (Corvallis, Ore.)  
^ 2K Sports Classic Championship Round (New York, N.Y./Madison Square Garden)  
% at Kansas City, Mo./Sprint Center  
& at Las Vegas, Nev./MGM Grand Garden Arena  
# Pac-12 Tournament (Las Vegas, Nev./MGM Grand Garden Arena)  
Total Home Attendance — 81,331 (average 4,784)

**2013-14** **16-16, 8-10**

**Head Coach:** Craig Robinson

Roberto Nelson (Sr. G) — 20.7 ppg, 3.6 apg  
Devon Collier (Sr. F) — 13.4 ppg, 5.6 rpg, 1.2 bpg  
Angus Brandt (Sr. C) — 12.6 ppg, 3.9 rpg  
Eric Moreland (Jr. F) — 8.9 ppg, 10.3 rpg, 2.0 bpg

11/10	Coppin State	H	L	73-78	4,062
11/13	Portland	H	W	79-73	3,179
11/17	Maryland	A	W	90-83	14,776
11/26	SIUE	H	W	101-81	4,823
12/1	DePaul	A	L	81-93	6,765
12/13	Arkansas-Pine Bluff	H	W	77-63	2,369
12/15	Maryland Eastern Shore	H	W	98-66	2,404
12/18	Towson	H	W	76-67	3,042
12/22	^ Akron	N	L	71-83	8,694

12/23	^ George Mason	N	W	58-54	7,140
12/25	^ at Hawai'i	A	L	73-79	6,572
12/29	Quinnipiac	H	W	76-68	3,297
1/2	* Colorado (#20)	A	L	58-64	9,851
1/4	* Utah	A	L	69-80	14,044
1/9	* Stanford	H	W	81-72	4,308
1/11	* California	H	L	83-88	5,125
1/19	* Oregon	H	W	80-72	6,358
1/22	* Washington State	A	W	66-55	2,632
1/25	* Washington	A	L	81-87	7,112
1/30	* USC	H	W	76-75 ot	3,774
2/2	* UCLA	H	W	71-67	4,509
2/6	* Arizona State	A	L	82-86 ot	5,815
2/9	* Arizona (#2)	A	L	54-76	14,545
2/16	* Oregon	A	L	83-93	10,013
2/20	* Washington State	H	W	68-57	3,618
2/22	* Washington	H	L	62-86	5,280
2/27	* USC	A	W	76-66	3,352
3/2	* UCLA	A	L	69-74	9,873
3/5	* Arizona (#3)	H	L	69-74	5,651
3/8	* Arizona State	H	W	78-76 ot	3,927
3/12	# Oregon	N	L	74-88	8,734
3/19	\$ Radford	H	L	92-96	1,351

\* Pac-12 contest (10th place)  
^ Hawaiian Airlines Diamond Head Classic (Honolulu, Hawai'i/Stan Sheriff Center)  
# Pac-12 Tournament (Las Vegas, Nev./MGM Grand Garden Arena)  
\$ College Basketball Invitational Game (Corvallis, Ore.)  
Total Home Attendance — 67,077 (average 3,946)

**2014-15** **17-14, 8-10**

**Head Coach:** Wayne Tinkle

Gary Payton II (Jr. G) — 13.4 ppg, 7.5 rpg, 3.2 apg, 3.1 spg  
Malcolm Duvivier (So. G) — 10.7 ppg, 3.5 apg  
Langston Morris-Walker (Jr. G) — 9.3 ppg, 4.5 rpg  
Jarmal Reid (Jr. F) — 8.3 ppg, 2.7 rpg

11/14	Rice	H	W	67-54	4,759
11/18	Corban	H	W	86-62	3,608
11/21	Oral Roberts	H	W	55-42	4,022
11/24	^ Oklahoma State	N	L	53-66	1,507
11/26	^ Auburn	N	L	69-71	1,178
12/3	Mississippi Valley State	H	W	74-50	3,656
12/6	Portland	A	W	65-58 ot	3,413
12/13	Mississippi State	H	W	59-49	4,211
12/15	Grambling State	H	W	71-43	3,553
12/18	DePaul	H	W	90-59	3,906
12/21	Quinnipiac	A	L	52-60	1,313
12/30	UC Santa Barbara	H	W	76-64	4,803
1/3	* Oregon	A	L	59-71	7,314
1/8	* Arizona State	H	W	55-47	4,603
1/11	* Arizona (#7)	H	W	58-56	6,191
1/15	* Washington	A	L	43-56	6,663
1/17	* Washington State	A	W	62-47	5,116
1/22	* UCLA	H	W	66-55	6,024
1/24	* USC	H	W	59-55	8,877
1/28	* Arizona State	A	L	55-73	5,436
1/30	* Arizona (#6)	A	L	34-57	14,655
2/5	* Washington State	H	W	55-50	5,502
2/8	* Washington	H	W	64-50	9,114
2/11	* UCLA	A	L	59-75	6,346
2/14	* USC	A	L	55-68	3,831
2/19	* Utah (#9)	H	L	37-47	6,124
2/21	* Colorado	H	W	72-58	7,117
2/26	* Stanford	A	L	48-75	4,012
3/1	* California	A	L	56-73	9,893
3/4	* Oregon	H	L	62-65	9,339
3/11	# Colorado	N	L	71-78	9,875

\* Pac-12 contest (7th place)  
^ MGM Grand Main Event (Las Vegas, Nev./MGM Grand Garden Arena)  
# Pac-12 Tournament (Las Vegas, Nev./MGM Grand Garden Arena)  
Total Home Attendance — 95,409 (average 5,612)

**2015-16****19-13, 9-9****NCAA TOURNAMENT****Head Coach:** Wayne Tinkle

Gary Payton II (Sr. G) — 16.0 ppg, 7.8 rpg, 5.0 apg, 2.5 spg

Tres Tinkle (Fr. F) — 13.1 ppg, 5.4 rpg, 1.2 spg

Stephen Thompson Jr. (Fr. G) — 10.6 ppg, 1.2 spg

Drew Eubanks (Fr. F) — 7.6 ppg, 4.6 rpg, 1.2 bpg

11/14	Northwest Christian	H	W	74-52	4,594
11/17	Iona	H	W	93-73	4,344
11/19	Rice	A	W	77-69	1,981
11/21	UC Santa Barbara	A	W	71-59	2,108
11/24	Valparaiso	H	L	57-63	5,235
12/2	Loyola Marymount	H	W	79-70	4,576
12/5	Nevada	H	W	66-62	4,891
12/12	@ Kansas (#2)	A	L	67-82	18,612
12/18	^ Cal State Fullerton	H	W	82-69	8,032
12/19	^ Tulsa	H	W	76-71	8,555
12/21	Quinnipiac	H	W	82-61	4,455
1/3	* Oregon	H	W	70-57	9,604
1/6	* Stanford	H	L	72-78	5,563
1/9	* California	H	W	77-71	7,208
1/13	* Colorado	A	L	54-71	9,190
1/17	* Utah	A	L	53-59	12,417
1/20	* UCLA	H	L	73-82	5,321
1/24	* USC (#21)	H	W	85-70	7,020
1/28	* Arizona State	A	L	68-86	6,074
1/30	* Arizona (#18)	A	L	63-80	14,644
2/4	* Utah	H	W	71-69	5,242
2/6	* Colorado	H	W	60-56	6,517
2/11	* Stanford	A	W	62-50	4,519
2/13	* California	A	L	71-83	10,906
2/20	* Oregon (#16)	A	L	81-91	12,364
2/24	* Washington	H	W	82-81	5,593
2/28	* Washington State	H	W	69-49	9,604
3/2	* USC	A	L	70-81	4,588
3/5	* UCLA	A	W	86-82	7,940
3/9	# Arizona State	N	W	75-66	12,916
3/10	# California (#24)	N	L	68-76	12,916
3/18	% VCU	N	L	67-75	15,662

\* Pac-12 contest (t-6th place)

@ at Kansas City, Mo./Sprint Center

^ Far West Classic Invite (Portland, Ore./Moda Center)

# Pac-12 Tournament (Las Vegas, Nev./MGM Grand Garden Arena)

% NCAA Tournament (Oklahoma City, Okla./Chesapeake Arena)

Total Home Attendance — 106,354 (average 6,256)

**2016-17****5-27, 1-17****Head Coach:** Wayne Tinkle

Stephen Thompson Jr. (So. G) — 16.3 ppg, 4.3 rpg, 3.0 apg, 1.4 spg

Drew Eubanks (So. F) — 14.5 ppg, 8.3 rpg, 2.2 bpg

JaQuori McLaughlin (Fr. G) — 10.5 ppg, 3.3 apg

Kendal Manuel (Fr. G) — 7.8 ppg, 2.4 rpg

11/11	Prairie View A&M	H	W	78-58	4,765
11/13	UTSA	H	W	72-64	4,070
11/16	Lamar	H	L	60-63	4,182
11/18	Nevada	A	L	58-83	8,090
11/22	Tulsa	A	L	64-75	3,372
11/25	Fresno State	H	L	58-63	5,005
11/28	Southern Oregon	H	W	84-59	4,010
12/1	Mississippi State	A	L	57-74	7,684
12/3	Charlotte	A	L	66-69	5,366
12/11	Savannah State	H	L	90-93 ot	4,268
12/16	^ Long Beach State	H	L	67-71	6,521
12/18	^ Portland	N	L	45-53	8,334
12/21	Kent State	H	W	69-50	4,020
12/28	* USC (#22)	H	L	63-70	4,580
12/30	* UCLA (#2)	H	L	63-76	5,596
1/4	* @ Washington State	A	L	62-75	2,237
1/7	* Washington	A	L	61-87	7,781
1/14	* Oregon (#13)	A	L	43-85	12,364
1/19	* Stanford	H	L	46-62	4,585
1/21	* California	H	L	58-69	4,945
1/26	* Colorado	A	L	78-85	7,341
1/28	* Utah	A	L	78-86	13,115

2/2	* Arizona (#5)	H	L	54-71	4,745
2/4	* Arizona State	H	L	68-81	4,927
2/9	* USC	A	L	66-92	3,989
2/12	* UCLA (#10)	A	L	60-78	12,649
2/16	* Colorado	H	L	52-60	4,281
2/19	* Utah	H	W	68-67	5,186
2/22	* Stanford	A	L	66-79	3,007
2/24	* California	A	L	46-76	9,500
3/4	* Oregon (#6)	H	L	59-80	9,201
3/8	# California	N	L	62-67	7,846

\* Pac-12 contest (12th place)

^ Dam City Classic (Portland, Ore./Moda Center)

@ at Spokane, Wash./Spokane Arena

# Pac-12 Tournament (Las Vegas, Nev./T-Mobile Arena)

Total Home Attendance — 84,887 (average 4,993)

**2017-18****16-16, 7-11****Head Coach:** Wayne Tinkle

Tres Tinkle (So. F) — 17.6 ppg, 7.2 rpg, 3.7 apg, 1.4 spg

Stephen Thompson Jr. (Jr. G) — 15.8 ppg, 3.1 rpg, 3.3 apg, 1.7 spg

Drew Eubanks (Jr. F) — 13.2 ppg, 6.8 rpg, 1.7 bpg

Ethan Thompson (Fr. G) — 9.9 ppg, 4.1 rpg, 3.5 apg

11/10	Southern Utah	H	W	99-82	4,588
11/13	Wyoming	H	L	66-75	3,874
11/18	Long Beach State	H	W	89-81	5,438
11/23	@ St. John's	N	L	77-82	2,712
11/24	@ Long Beach State	N	L	69-74	2,367
11/26	@ Marist	N	W	65-46	2,591
12/2	Loyola Marymount	H	W	78-74	3,985
12/5	Eastern Kentucky	H	W	74-62	3,571
12/9	Arkansas-Pine Bluff	H	W	85-58	4,344
12/12	Jacksonville State	H	W	70-69	3,900
12/16	^ Saint Louis	H	W	63-60	8,110
12/21	Kent State	A	L	78-79	3,279
12/29	* Colorado	H	W	76-57	4,481
12/31	* Utah	H	L	64-66	4,751
1/5	* Oregon	H	W	76-64	6,482
1/11	* Arizona (#17)	A	L	53-62	14,644
1/13	* Arizona State (#11)	A	L	75-77	13,459
1/18	* UCLA	H	W	69-63	5,330
1/20	* USC	H	L	67-74	6,301
1/27	* Oregon	A	L	57-66	12,364
2/1	* Stanford	A	L	71-80	3,601
2/3	* California	A	L	70-74	8,581
2/8	* Washington State	H	W	94-62	4,235
2/10	* Washington	H	W	97-94 ot2	5,630
2/15	* UCLA	A	L	68-75	8,890
2/17	* USC	A	L	59-72	4,542
2/22	* Arizona (#14)	H	L	65-75 ot	4,963
2/24	* Arizona State	H	W	79-75	6,147
3/1	* Washington	A	L	77-79	6,480
3/3	* Washington State	A	W	92-67	3,148
3/7	# Washington	N	W	69-66 ot	10,458
3/8	# USC	N	L	48-61	13,194

\* Pac-12 contest (10th place)

@ AdvoCare Invitational (Orlando, Fla./HP Field House)

^ Dam City Classic (Portland, Ore./Moda Center)

# Pac-12 Tournament (Las Vegas, Nev./T-Mobile Arena)

Total Home Attendance — 86,130 (average 5,066)

**2018-19****18-13, 10-8****Head Coach:** Wayne Tinkle

Tres Tinkle (Jr. F) — 20.8 ppg, 8.1 rpg, 3.8 apg, 1.7 spg

Stephen Thompson Jr. (Sr. G) — 16.1 ppg, 4.2 rpg, 3.2 apg, 1.5 spg

Ethan Thompson (So. G) — 13.7 ppg, 5.0 rpg, 3.9 apg

Kylor Kelley (Jr. C) — 7.7 ppg, 5.0 rpg, 3.4 bpg

11/6	UC Riverside	H	W	72-59	3,590
11/10	Wyoming	H	W	83-64	3,931
11/16	@ Old Dominion	N	W	61-56	522
11/18	@ Missouri	N	L	63-69	2,460
11/19	@ Penn	N	W	74-58	2,274
11/25	Long Beach State	A	W	75-72	2,082
12/1	Missouri State	H	W	101-77	4,369

12/9	Saint Louis	A	L	61-65	6,853
12/15	^ Texas A&M	H	L	64-67	5,802
12/17	Pepperdine	H	W	82-67	3,534
12/21	Kent State	H	L	63-66	4,587
12/29	Central Connecticut	H	W	80-59	4,210
1/5	* Oregon	A	W	77-72	11,204
1/10	* USC	H	W	79-74 ot	4,935
1/13	* UCLA	H	W	79-66	5,853
1/17	* Arizona State	A	L	67-70	9,705
1/19	* Arizona	A	L	71-82	14,410
1/24	* Washington State	H	W	90-77	5,100
1/26	* Washington	H	L	69-79	6,462
1/31	* Colorado	A	W	76-74	6,839
2/2	* Utah	A	W	81-72	11,884
2/7	* Stanford	H	L	60-83	4,293
2/9	* California	H	W	79-71	5,122
2/16	* Oregon	H	W	72-57	9,301
2/21	* UCLA	A	L	67-68	6,944
2/23	* USC	A	W	67-62	4,772
2/28	* Arizona	H	L	72-74	5,468
3/3	* Arizona State	H	L	71-74	6,023
3/6	* Washington	A	L	76-81 ot	9,863
3/9	* Washington State	A	W	85-77	2,549
3/14	# Colorado	N	L	58-73	10,556

\* Pac-12 contest (t-4th place)

@ Paradise Jam (U.S. Virgin Islands/Virgin Islands' Sports and Fitness Center)

^ Dam City Classic (Portland, Ore./Moda Center)

# Pac-12 Tournament (Las Vegas, Nev./T-Mobile Arena)

Total Home Attendance — 82,580 (average 5,161)

## 2019-20

## 18-13, 7-11

**Head Coach:** Wayne Tinkle

Tres Tinkle (Sr. F) — 18.5 ppg, 6.8 rpg, 3.2 apg, 1.7 spg

Ethan Thompson (Jr. G) — 14.8 ppg, 4.2 rpg, 4.5 apg, 1.3 spg

Kylor Kelley (Sr. C) — 11.1 ppg, 5.3 rpg, 3.5 bpg

Zach Reichle (Jr. G) — 7.9 ppg, 3.3 rpg, 2.2 apg

11/5	CSUN	H	W	87-67	3,422
11/9	Iowa State	H	W	80-74	6,173
11/12	^ Oklahoma	N	L	69-77	7,246
11/16	Wyoming	A	W	83-63	4,339
11/20	UC Santa Barbara	H	W	78-67	3,553
11/23	Grambling State	H	W	80-58	3,670
11/27	@ San Jose State	N	W	83-48	1,500
12/1	Portland State	H	W	81-76	3,765
12/14	Arkansas-Pine Bluff	H	W	80-46	3,946
12/18	% UTSA	N	W	88-78	712
12/21	Texas A&M	A	L	49-64	7,303
12/29	North Dakota	H	W	83-66	4,364
1/2	* Utah	A	L	69-81	9,579
1/5	* Colorado	A	W	76-68	7,309
1/9	* Arizona State	H	L	76-82	4,828
1/12	* Arizona (#24)	H	W	82-65	4,911
1/16	* Washington	A	L	56-64	8,207
1/18	* Washington State	A	L	76-89	10,380
1/23	* UCLA	H	L	58-62	4,073
1/25	* USC	H	L	55-75	6,526
1/30	* Stanford	A	W	68-63	2,820
2/1	* California	A	L	67-69	6,322
2/8	* Oregon (#14)	H	W	63-53	9,301
2/13	* Utah	H	W	70-51	4,118
2/15	* Colorado (#16)	H	L	47-69	4,953
2/20	* Arizona (#24)	A	L	63-89	13,555
2/22	* Arizona State	A	L	73-74	9,688
2/27	* Oregon (#14)	A	L	54-69	10,098
3/5	* Stanford	H	W	68-65	3,718
3/8	* California	H	W	74-56	4,545
3/11	# Utah	N	W	71-69	8,048

\* Pac-12 contest (t-8th)

^ Phil Knight Invitational (Portland, Ore./Moda Center)

@ Las Vegas Classic (Las Vegas, Nev./Orleans Arena)

% The Battleground 2k19 (Houston, Texas/Toyota Center)

# Pac-12 Tournament (Las Vegas, Nev./T-Mobile Arena)

Total Home Attendance — 75,866 (average 4,742)

# SERIES RESULTS VS. PAC-12 CONFERENCE OPPONENTS

(1) - NCAA Tournament  
 (2) - NIT Tournament  
 (3) - CBI  
 (4) - Pac-12 Tournament  
 (5) - PCC Playoffs  
 (L) - game played at Loyola Marymount  
 (O) - game played in Oakland, Calif.  
 (P) - game played in Portland, Ore.  
 (S) - game played in Spokane, Wash.  
 # - game forfeited by Oregon State  
 % - game forfeited by California

## ARIZONA 22-66

In Corvallis .....16-25  
 In Gill Coliseum.....16-25  
 Away Games ..... 6-36  
 Neutral-Site Games ..... 0-5  
 Postseason ..... 0-6

### Series Superlatives

Most OSU Points ..... 116  
 (116-80) Jan. 13, 1979  
 Biggest OSU Win ..... 36 points  
 (116-80) Jan. 13, 1979  
 Longest OSU Win Streak..... 11  
 1978-79 to 1983-84  
 Longest OSU Home Win Streak ..... 7  
 1978-79 to 1984-85  
 Longest OSU Road Win Streak ..... 5  
 1978-79 to 1982-83

1975-76	A	L	67-96
1976-77	H	L	73-81
1978-79	H	W	116-80
	A	W	93-79
1979-80	A	W	77-72
	H	W	73-63
1980-81	A	W	61-49
	H	W	80-62
1981-82	H	W	68-55
	A	W	92-64
1982-83	A	W	72-54
	H	W	81-56
1983-84	H	W	53-48
	A	L	58-69
1984-85	H	W	59-55
	A	L	52-67
1985-86	A	L	62-63 ot
	H	L	53-55
1986-87	H	L	48-54
	A	L	61-71
1987-88	H	L	48-70
	A	L	62-77
	A	L	67-93 (4)
1988-89	H	L	69-73
	A	L	64-85
	N	L	87-98 (4)
1989-90	H	W	84-61
	A	L	60-87
1990-91	H	L	65-103
	A	L	67-82
1991-92	A	L	58-86
	H	L	62-70
1992-93	H	L	54-57
	A	L	70-81
1993-94	A	L	56-100
	H	L	69-96
1994-95	H	L	98-111
	A	L	69-83
1995-96	H	L	59-66
	A	L	60-84

1996-97	A	L	48-99
	H	L	64-74
1997-98	A	L	80-93
	H	L	70-71
1998-99	H	W	60-59
	A	L	72-89
1999-00	A	L	73-90
	H	W	70-69 ot
2000-01	H	L	41-68
	A	L	54-65
2001-02	H	L	73-76
	A	L	87-93
2002-03	H	L	65-80
	A	L	60-72
2003-04	A	L	75-109
	H	W	90-84
2004-05	H	L	83-92
	A	L	70-91
	N	L	59-90 (4)
2005-06	H	W	75-65
	A	L	58-80
2006-07	A	L	72-83
	H	L	66-72
2007-08	A	L	63-76
	H	L	45-81
	N	L	56-87 (4)
2008-09	A	L	47-64
	H	L	56-59
2009-10	H	W	67-64
	A	W	63-55
2010-11	H	W	76-75
	A	L	59-70
	N	L	69-78 (4)
2011-12	A	L	73-81 ot
	N	L	61-72 (4)
2012-13	H	L	70-80
2013-14	A	L	54-76
	H	L	69-74
2014-15	H	W	58-56
	A	L	34-57
2015-16	A	L	63-80
2016-17	H	L	54-71
2017-18	A	L	53-62
	H	L	65-75 ot
2018-19	A	L	71-82
	H	L	72-74
2019-20	H	W	82-65
	A	L	63-89

## ARIZONA STATE 43-49

In Corvallis ..... 25-17  
 In Gill Coliseum..... 25-17  
 Away Games .....12-31  
 Neutral-Site Games ..... 6-1  
 Postseason ..... 3-1

### Series Superlatives

Most OSU Points ..... 108  
 (108-93) Feb. 28, 1983  
 Biggest OSU Win ..... 31 points  
 (74-43) Jan. 2, 1982  
 Longest OSU Win Streak..... 9  
 1985-86 to 1989-90  
 Longest OSU Home Win Streak ..... 7  
 1985-86 to 1991-92  
 Longest OSU Road Win Streak ..... 4  
 1986-87 to 1989-90

1960-61	A	L	77-79
	H	W	65-54
1962-63	N	W	83-65 (1)

1964-65	H	W	66-52
1965-66	N	W	56-46 (P)
1968-69	N	W	46-42 ot (P)
1974-75	N	L	71-80 (P)
	A	L	70-76
1975-76	N	W	87-83 #
1978-79	H	W	97-80
	A	L	72-85
1979-80	A	W	63-59
	H	W	82-75 ot
1980-81	A	W	71-67
	H	L	67-87
1981-82	H	W	74-43
	A	L	60-68
1982-83	A	W	68-59
	H	W	108-93
1983-84	H	W	67-62
	A	W	69-58
1984-85	H	L	82-83 ot2
	A	W	75-64
1985-86	A	L	56-71
	H	W	75-69 ot
1986-87	H	W	81-75
	A	W	86-71
1987-88	H	W	76-68
	A	W	78-75
1988-89	A	W	85-65
	H	W	89-83
1989-90	H	W	87-64
	A	W	73-59
	A	L	75-83 (4)
1990-91	H	W	91-69
	A	L	69-84
1991-92	A	W	61-47
	H	W	80-72
1992-93	H	L	73-82
	A	L	61-76
1993-94	A	L	82-88
	H	L	60-80
1994-95	H	W	83-70
	A	L	44-82
1995-96	H	L	75-93
	A	L	58-63 ot
1996-97	A	L	75-78 ot
	H	W	71-67
1997-98	A	W	70-61
	H	L	63-70
1998-99	H	W	81-51
	A	L	66-87
1999-00	A	L	64-75
	H	L	74-77 ot
2000-01	H	L	58-73
	A	L	59-61
2001-02	H	W	62-57
	A	L	58-67
2002-03	H	L	47-67
	A	L	64-74
2003-04	A	L	79-83
	H	W	68-61
2004-05	H	W	88-66
	A	L	73-75
2005-06	H	L	63-65 ot
	A	L	59-76
	N	W	71-68 (4)
2006-07	A	W	67-59
	H	W	59-55
2007-08	A	L	53-72
	H	L	64-77
2008-09	A	L	38-69
	H	L	38-49

2009-10	H	L	57-66
	A	L	46-56
2010-11	H	W	80-58
	A	L	66-80
2011-12	A	L	66-76
2012-13	H	L	62-72
2013-14	A	L	82-86 ot
	H	W	78-76 ot
2014-15	H	W	55-47
	A	L	55-73
2015-16	A	L	68-86
	N	W	75-66 (4)
2016-17	H	L	68-81
2017-18	A	L	75-77
	H	W	79-75
2018-19	A	L	67-70
	H	L	71-74
2019-20	H	L	76-82
	A	L	73-74

## CALIFORNIA 64-89

In Corvallis ..... 36-36  
 In Gill Coliseum.....33-29  
 Away Games .....24-46  
 Neutral-Site Games ..... 4-7  
 Postseason ..... 2-8

### Series Superlatives

Most OSU Points ..... 100  
 (100-101 ot) Jan. 8, 1971  
 Biggest OSU Win ..... 36 points  
 (82-46) Jan. 30, 1988  
 Longest OSU Win Streak.....10  
 1977-78 to 1981-82  
 Longest OSU Home Win Streak ..... 6  
 1976-77 to 1981-82  
 Longest OSU Road Win Streak ..... 7  
 1977-78 to 1983-84

1915-16	H	W	26-17
	H	L	14-26
	A	L	22-27
	A	W	29-20 ot
1916-17	A	L	24-28 ot
	A	L	11-20
1920-21	A	L	16-33
	A	L	10-31
	H	L	19-24
	H	L	10-22
1924-25	H	W	32-25 (5)
	H	L	17-32 (5)
	H	L	19-33 (5)
1930-31	A	W	26-25
1931-32	A	L	22-27
1937-38	H	L	34-36
1947-48	H	L	55-60
	H	W	63-47
1951-52	N	W	61-59
	A	L	53-65
1954-55	N	L	50-52
1955-56	A	L	63-65 ot
	A	L	56-69
1956-57	H	L	60-73 ot2
	H	L	51-62
1957-58	H	W	55-43
	A	L	51-61
	N	L	45-57 (5)
1958-59	H	L	40-57
	A	L	52-55
1959-60	A	L	48-67
	H	L	47-62



1962-63	H	L	59-61		1996-97	H	L	70-80		2010-11	A	L	57-83		1918-19	H	L	17-27	
	H	W	70-60			A	L	68-90		2011-12	A	L	60-82			H	L	16-36	
	N	W	58-50	(P)	1997-98	H	L	70-84			H	W	83-69			A	L	17-34	
1963-64	A	L	55-65			A	W	46-43	(O)	2012-13	H	L	68-72			A	L	23-28	
	A	W	61-49		1998-99	A	L	52-54	(O)		A	W	64-58		1919-20	H	L	20-22	
1964-65	H	W	74-57			H	L	61-68			N	L	68-74	(4)		H	L	21-37	
	A	L	53-55		1999-00	H	L	65-71		2013-14	A	L	58-64		1920-21	H	L	29-30	
1965-66	A	W	77-62			A	L	68-70		2014-15	H	W	72-58			H	L	22-25	
	H	W	63-50		2000-01	A	L	67-81			N	L	71-78	(4)		A	L	13-42	
1966-67	A	W	45-42			H	L	69-72 ot		2015-16	A	L	54-71			A	L	19-37	
	H	W	59-57 ot		2001-02	H	L	53-61			H	W	60-56		1921-22	A	W	39-19	
1967-68	H	W	76-63			A	L	58-73		2016-17	A	L	78-85			A	W	35-18	
	A	L	58-71		2002-03	A	L	73-78			H	L	52-60			H	W	41-19	
1968-69	H	L	57-69			H	L	71-84		2017-18	H	W	76-57			H	W	34-21	
	A	W	79-63			N	L	46-69	(4)	2018-19	A	W	76-74		1922-23	H	W	42-33	
1969-70	A	L	55-71		2003-04	H	L	74-88			N	L	58-73	(4)		H	W	39-15	
	H	L	64-67			A	L	58-75		2019-20	A	W	76-68			A	L	24-31	
1970-71	H	L	100-101 ot		2004-05	A	L	66-91			H	L	47-69			A	L	29-38	
	A	L	74-99			H	W	82-63		<b>OREGON 190-164</b>									
1971-72	A	W	74-68		2005-06	A	W	72-64		In Corvallis .....	104-64				1923-24	A	L	20-25	
	H	W	74-68			H	L	52-69		In Gill Coliseum.....	61-32					A	L	20-27	
1972-73	H	W	79-70		2006-07	H	L	74-77		Away Games .....	72-93					H	W	22-17	
	A	L	77-79			A	L	80-84 ot		Neutral-Site Games .....	14-7				1924-25	H	L	19-22	
1973-74	A	L	54-61			N	L	51-70	(4)	Postseason .....	2-2					A	W	34-30	
	H	W	77-73		2007-08	H	L	59-69		<b>Series Superlatives</b>									
1974-75	H	W	70-64			A	L	76-81		Most OSU Points.....	101					H	L	21-23	(5)
	A	W	68-54		2008-09	A	W	69-65		(101-91 ot2) Feb. 12, 1994						N	W	27-26	(5)
1975-76	H	L	72-73			H	W	65-54		Biggest OSU Win.....	43 points				1925-26	H	L	17-32	
	A	W	78-70	#	2009-10	A	L	61-65		(94-51) Feb. 13, 1982						A	L	15-25	
1976-77	H	W	79-63			H	W	80-64		Longest OSU Win Streak.....	15				1926-27	H	L	12-28	
	A	L	83-84		2010-11	A	L	57-85		1979-80 to 1985-86						A	L	25-34	
1977-78	H	W	57-55 ot2			H	L	76-87		Longest OSU Home Win Streak.....	10				1927-28	A	W	25-24	
	A	W	70-68		2011-12	H	W	92-85		1952-53 to 1958-59						H	L	23-28	
1978-79	H	W	76-51			A	L	63-77		Longest OSU Road Win Streak.....	8				1928-29	H	L	21-30	
	A	W	59-51		2012-13	A	L	68-71		1979-80 to 1986-87						A	L	26-35	
1979-80	A	W	86-55			H	L	59-60		1902-03	H	W	32-2		1929-30	A	L	29-37	
	H	W	52-51		2013-14	H	L	83-88			A	W	24-22			H	L	27-34	
1980-81	H	W	80-53		2014-15	A	L	56-73		1903-04	A	W	25-22			A	W	29-28	
	A	W	69-54		2015-16	H	W	77-71			H	W	30-12			H	L	33-34	
1981-82	A	W	74-43			A	L	71-83		1905-06	A	W	17-15 ot		1930-31	H	W	40-26	
	H	W	57-50		2016-17	H	L	58-69	(4)		H	W	32-6			A	L	32-39	
1982-83	H	L	52-59			A	L	46-76		1906-07	A	W	44-18			H	L	22-29	
	A	W	70-65 ot		2017-18	A	L	70-74			H	W	41-7		1931-32	A	L	20-21	
1983-84	A	W	44-42		2018-19	H	W	79-71		1907-08	A	W	27-21			H	L	25-28	
	H	W	64-60 ot		2019-20	A	L	67-69			H	W	31-14			A	W	37-31	
1984-85	N	W	70-59	(P)		H	W	74-56		1909-10	A	W	21-20		1932-33	H	W	31-21	
	A	L	36-42		<b>COLORADO 9-16</b>														
1985-86	H	W	58-42		In Corvallis .....	6-4					H	W	44-20			A	W	29-18	
	A	L	66-72		In Gill Coliseum.....	6-4					A	W	20-9			A	L	32-27 ot	
1986-87	A	L	61-69		Away Games .....	3-9					A	L	12-14 ot		1933-34	A	L	26-30	
	H	W	59-57		Neutral-Site Games .....	0-3					H	L	13-21			H	W	16-9	
1987-88	H	L	62-65	(4)	Postseason .....	0-3					H	W	13-8			A	L	25-33	
	H	W	82-46	(2)	<b>Series Superlatives</b>														
	A	W	65-54		Most OSU Points.....	98					1913-14	A	W	15-7			H	L	21-24
1988-89	A	W	69-64 ot		(98-87) Dec. 4, 2004							H	W	14-13		1934-35	H	W	47-18
	H	W	60-54		Biggest OSU Win.....	19 points						A	L	18-21			A	W	33-31
1989-90	N	W	79-66	(4)	(76-57) Dec. 29, 2017							H	W	24-13			H	W	34-27
	A	W	64-58		Longest OSU Win Streak.....	2						A	L	17-10			A	L	28-29
1990-91	H	W	98-81		2004-05 to 2009-10							A	L	11-13		1935-36	A	L	27-29
	H	W	59-55		Longest OSU Home Win Streak.....	3						H	L	20-21			H	W	49-23
1991-92	A	L	76-83		2004-05 to 2011-12							A	L	10-14			A	W	28-26
	A	L	66-79		Longest OSU Road Win Streak.....	1						A	W	23-18			H	W	35-29
1992-93	A	W	64-63									H	W	17-12		1936-37	H	L	34-35
	H	L	72-78		1940-41	A	L	29-38		1916-17	A	W	41-8			A	L	31-44	
1993-94	H	L	61-67			A	L	41-42			A	W	24-7			H	L	26-33	
	A	L	44-74	(O)	1955-56	H	L	53-63			H	W	25-14			A	L	31-35	
1994-95	A	W	76-67		1956-57	A	L	58-67		1917-18	H	W	29-10			A	L	32-38	
	H	W	83-67		2003-04	A	L	66-81			H	W	28-8			H	W	36-32	
1995-96	A	L	52-70	%	2004-05	H	W	98-87			A	W	28-7			A	L	22-40	
	H	L	51-57	%	2009-10	H	W	74-69			A	W	24-6			H	L	33-38	

1938-39	H	L	26-31	1956-57	H	W	68-55	1975-76	N	W	79-67 #	(P)	2005-06	A	L	64-70		
	A	L	39-46		H	W	75-62		A	L	68-83			H	W	65-62		
	H	W	50-31		A	L	61-65		N	L	74-76 ot	(P)	2006-07	H	L	73-76		
	A	L	37-48	1957-58	A	W	60-55		H	L	56-57			A	L	49-70		
1939-40	A	W	35-31		A	W	82-62	1976-77	H	W	53-52		2007-08	A	L	63-79		
	H	W	28-27		H	W	62-37		N	W	64-53	(P)		H	L	68-80		
	A	W	33-27	1958-59	H	W	68-60		A	W	78-73 ot		2008-09	H	W	57-54		
	H	L	38-41		A	W	58-57	1977-78	N	L	51-78	(P)		A	L	69-79		
1940-41	H	L	31-41		H	L	68-73		A	W	62-48		2009-10	A	W	64-57		
	A	L	35-36 ot	1959-60	H	W	60-56		H	L	51-54			H	W	62-42		
	H	W	24-23		A	L	53-63	1978-79	H	W	85-58		2010-11	H	L	59-63		
	A	L	36-37		H	W	55-54		N	W	85-62	(P)		A	L	63-82		
1941-42	A	L	45-47		H	W	53-45		A	L	44-45		2011-12	A	W	76-71		
	H	W	50-39		A	L	63-67	1979-80	A	W	75-66			H	L	73-74		
	H	W	27-26	1960-61	H	L	55-58		H	W	67-55		2012-13	H	L	66-79		
	A	W	49-45		A	L	58-71	1980-81	N	W	67-57	(P)		A	L	75-85		
1942-43	H	W	46-36		A	L	52-54		H	W	82-55		2013-14	H	W	80-72		
	A	L	35-50		H	L	57-63		A	W	78-61			A	L	83-93		
	H	L	38-42	1961-62	N	W	74-57	(P)	1981-82	A	W	76-61		N	L	74-88	(4)	
	A	W	41-31		A	W	79-63			H	W	94-51	2014-15	A	L	59-71		
1943-44	A	L	33-52		H	W	82-66		1982-83	H	W	63-46		H	L	62-65		
	H	L	38-43 ot		H	W	65-48			A	W	62-60	2015-16	H	W	70-57		
	A	L	38-46		A	W	60-56		1983-84	N	W	63-59 ot	(P)		A	L	81-91	
	H	L	39-42	1962-63	H	L	50-54			A	W	70-66		2016-17	A	L	43-85	
1944-45	H	L	44-51		A	W	65-57			H	W	29-23		H	L	59-80		
	A	W	55-51		A	W	65-61	1984-85	H	W	59-54		2017-18	H	W	76-64		
	H	W	45-43		H	W	71-65			A	W	53-51		A	L	57-66		
	A	L	38-47	1963-64	A	L	45-47		1985-86	A	W	63-56		2018-19	A	W	77-72	
1945-46	A	W	50-47		H	W	66-53			H	L	47-60			H	W	72-57	
	H	L	48-53 ot		H	W	71-68		1986-87	H	W	71-63		2019-20	H	W	63-53	
	A	W	59-45		A	W	85-71			A	W	64-63			A	L	54-69	
	H	L	41-42 ot	1964-65	A	L	53-59		1987-88	N	W	62-51	(P)					
1946-47	H	W	73-69 ot		H	W	53-48			H	W	59-47						
	A	W	58-45		H	W	69-50			A	L	61-62						
	H	W	71-57		A	W	64-61		1988-89	A	W	73-69						
	A	W	67-59	1965-66	H	W	62-46			H	W	98-79						
1947-48	H	L	41-42		A	L	60-61		1989-90	N	W	71-68	(P)					
	A	L	54-58		A	W	49-42			A	W	69-67						
	H	W	50-45		H	W	68-54			H	W	57-55						
	A	L	44-62	1966-67	A	L	51-63		1990-91	N	L	71-78	(P)					
1948-49	A	L	54-61		H	L	55-56			H	W	84-76						
	H	W	42-38		H	L	55-62			A	L	66-83						
	A	W	79-72 ot2		A	W	49-47 ot		1991-92	A	L	63-64						
	H	W	47-45	1967-68	A	W	60-49			H	W	62-54						
1949-50	H	W	65-49		H	W	58-46		1992-93	H	W	83-75						
	A	L	34-45		A	W	80-65			A	W	54-48						
	H	W	51-42		H	W	93-54		1993-94	N	W	79-75	(P)					
	A	L	40-45	1968-69	A	L	52-66			A	L	64-74						
1950-51	A	L	53-62		H	W	65-53			H	W	101-91 ot2						
	H	L	47-66		H	L	66-71		1994-95	H	L	83-96						
	H	W	41-39		A	W	66-57			A	L	86-107						
	A	L	45-72	1969-70	H	W	78-73		1995-96	N	L	50-75	(P)					
1951-52	H	L	44-57		A	L	64-79			A	L	59-70						
	A	L	55-64		A	L	66-73			H	L	46-62		1915-16	A	W	28-10	
	A	W	55-52		H	W	81-67		1996-97	N	L	64-66	(P)	1916-17	A	W	23-17	
	H	L	57-66	1970-71	N	W	68-64	(P)		H	L	69-91			A	W	19-13	
1952-53	N	W	72-68 ot		A	L	62-64			A	L	73-88		1919-20	H	L	27-41	
	A	W	67-65		H	L	57-67		1997-98	A	L	67-74			H	L	15-34	
	H	L	63-73		H	L	76-78			H	L	48-50		1920-21	A	L	19-32	
	H	W	75-74 ot		A	L	65-71		1998-99	H	W	48-45			A	L	25-33	
	A	W	59-55	1971-72	H	L	70-72			A	L	68-73		1921-22	H	W	37-24	
1953-54	H	W	52-41		A	L	63-71		1999-00	H	L	49-67			H	W	25-14	
	A	L	40-42		A	W	78-68			A	L	65-83		1929-30	A	W	29-24	
	A	L	60-63 ot2		H	W	60-57		2000-01	A	L	66-84		1931-32	A	L	32-45	
	H	W	55-46	1972-73	H	W	80-60			H	L	60-69		1935-36	N	W	33-23	
1954-55	A	W	56-53		N	W	68-56	(P)	2001-02	H	L	51-63		1941-42	A	L	28-41	(5)
	H	W	56-54		A	L	81-88			A	L	62-91			A	W	42-33	(5)
	H	W	53-44	1973-74	A	L	61-67		2002-03	A	L	68-79			A	L	35-40	(5)
	A	W	68-58		N	W	92-79	(P)		H	L	63-80		1947-48	N	L	48-53 ot	
1955-56	A	L	46-57		H	W	81-74		2003-04	H	W	90-81		1952-53	N	W	58-46	
	A	W	74-69	1974-75	H	W	72-71 ot			A	L	74-81		1955-56	H	W	69-59	
	H	W	59-49		N	L	68-79	(P)	2004-05	A	L	64-73			H	L	50-75	
					A	L	80-82			H	W	76-72		1956-57	A	W	64-63	
															A	L	58-60	

<b>STANFORD</b>		<b>75-72</b>
In Corvallis .....		39-29
In Gill Coliseum.....		37-26
Away Games .....		30-41
Neutral-Site Games .....		6-2
Postseason .....		3-3

<b>Series Superlatives</b>	
Most OSU Points .....	111
	(111-81) Feb. 6, 1982
Biggest OSU Win .....	43 points
	(81-38) Jan. 11, 1982
Longest OSU Win Streak.....	8
	1974-75 to 1978-79
Longest OSU Home Win Streak .....	10
	1975-76 to 1984-85
Longest OSU Road Win Streak.....	5
	1973-74 to 1977-78
	1983-84 to 1987-88

1915-16	A	W	28-10	
1916-17	A	W	23-17	
	A	W	19-13	
1919-20	H	L	27-41	
	H	L	15-34	
1920-21	A	L	19-32	
	A	L	25-33	
1921-22	H	W	37-24	
	H	W	25-14	
1929-30	A	W	29-24	
1931-32	A	L	32-45	
1935-36	N	W	33-23	
1941-42	A	L	28-41	(5)
	A	W	42-33	(5)
	A	L	35-40	(5)
1947-48	N	L	48-53 ot	
1952-53	N	W	58-46	
1955-56	H	W	69-59	
	H	L	50-75	
1956-57	A	W	64-63	
	A	L	58-60	

1957-58	A	W	68-59		1993-94	H	L	67-71		1926-27	A	L	22-32		1989-90	A	L	80-94
	H	L	57-69			A	L	66-90		1936-37	H	L	38-40			H	W	83-74
1958-59	H	W	68-56		1994-95	A	L	82-95		1937-38	H	W	39-25		1990-91	H	W	97-96 ot2
	A	L	54-71			H	W	90-71		1946-47	H	W	69-52 (5)			A	L	56-87
1959-60	H	L	38-43		1995-96	A	L	51-84			H	W	63-46 (5)		1991-92	A	L	81-87 ot
	A	W	45-40			H	L	50-65		1948-49	N	W	62-58			H	L	62-72
1961-62	H	W	58-47		1996-97	H	W	86-77			H	W	53-41 (5)		1992-93	H	W	79-73
	H	W	55-49			A	L	54-87			H	L	39-47 (5)			A	L	75-76
1962-63	A	W	65-58		1997-98	H	L	48-68			H	W	41-35 (5)		1993-94	A	L	71-104
	A	L	69-96			A	L	77-85		1952-53	H	L	63-73			H	L	67-78
1963-64	H	W	65-57		1998-99	A	L	56-72			H	L	43-58		1994-95	H	L	78-87
	H	W	65-57			H	W	59-45			A	L	58-74			A	L	67-86
1964-65	N	W	61-60 (P)		1999-00	H	L	45-73			A	L	61-69		1995-96	A	L	60-69
	H	L	48-51			A	L	56-82		1954-55	H	W	82-75 (5)			H	L	66-68
	A	W	47-45		2000-01	A	L	49-73			H	W	83-64 (5)		1996-97	H	L	68-74
1965-66	N	W	62-46 (P)			H	L	63-82		1955-56	H	L	56-77			A	L	69-81
	A	W	56-54		2001-02	H	L	50-67			H	L	59-72		1997-98	A	L	72-90
	H	W	63-57			A	L	55-77		1956-57	A	L	37-59			H	L	75-84
1966-67	A	L	51-58		2002-03	A	L	54-57			A	L	53-64		1998-99	H	W	65-63
	H	W	54-51			H	L	73-84		1957-58	H	W	68-61			A	L	67-85
1967-68	H	W	67-51		2003-04	H	L	48-62			A	W	77-61		1999-00	H	L	74-85
	A	L	67-70 ot			A	L	47-73		1958-59	A	L	62-73			A	L	59-69
1968-69	H	W	63-62		2004-05	A	L	65-69			H	L	59-71		2000-01	A	L	40-67
	A	L	61-70			H	W	84-83		1961-62	N	L	69-88 (1)			H	L	65-68 ot
1969-70	A	L	69-71		2005-06	A	L	66-80		1964-65	H	L	53-83		2001-02	H	L	48-70
	H	W	80-59			H	L	64-71			A	L	55-73			A	L	57-65
1970-71	N	W	82-75 (P)		2006-07	H	L	56-67		1965-66	A	L	35-79		2002-03	A	W	83-79
	H	W	88-70			A	L	55-70			H	W	64-51			H	L	66-69
	A	L	85-97		2007-08	H	L	46-66		1966-67	A	L	44-76		2003-04	A	L	66-77
1971-72	A	W	68-64			A	L	56-71			H	L	50-72			H	W	65-56
	H	W	87-62		2008-09	A	W	77-62		1967-68	H	L	52-55		2004-05	H	W	85-80
1972-73	H	W	74-68			H	W	66-54			A	L	71-88			A	L	61-69
	A	L	70-81			N	L	54-62 (4)		1968-69	H	L	64-83			N	W	79-72 (4)
1973-74	A	W	56-53			H	W	65-62 ot (3)			A	L	66-91		2005-06	H	L	54-63
	H	L	53-55		2009-10	A	L	35-59		1969-70	A	L	71-72			A	L	60-78
1974-75	H	L	63-71			H	L	55-65			H	L	56-71			N	L	47-79 (4)
	A	W	74-68		2010-11	A	L	56-70		1970-71	H	L	65-67		2006-07	H	L	56-71
1975-76	H	W	82-76	#		H	W	87-80			A	L	64-94			A	L	35-82
	A	W	70-66	#		N	W	69-67 (4)		1971-72	H	L	72-78		2007-08	H	L	62-85
1976-77	H	W	71-61		2011-12	H	L	101-103 4ot			A	L	72-91			A	L	49-84
	A	W	76-75			A	L	82-87		1972-73	A	L	61-87		2008-09	H	L	46-69
1977-78	H	W	48-47		2012-13	A	L	73-81			H	L	67-73			A	L	54-79
	A	W	84-72			H	L	72-82		1973-74	A	L	75-80		2009-10	H	L	52-62
1978-79	A	W	73-48		2013-14	H	W	81-72			H	W	61-57			A	L	56-65
	A	L	76-79		2014-15	A	L	48-75		1974-75	H	L	60-67		2010-11	H	L	57-62
1979-80	A	W	18-16		2015-16	H	L	72-78			A	L	62-74			A	L	61-69
	H	W	85-57			A	W	62-50		1975-76	H	W	75-58	#	2011-12	H	W	87-84
1980-81	H	W	76-62		2016-17	H	L	46-62			A	L	69-78		2012-13	A	L	64-74
	A	W	62-57			A	L	66-79		1976-77	A	L	66-83		2013-14	H	W	71-67
1981-82	A	W	81-38		2017-18	A	L	71-80			H	L	76-89			A	L	69-74
	H	W	111-81		2018-19	H	L	60-83		1977-78	A	L	60-77		2014-15	H	W	66-55
1982-83	H	W	62-53		2019-20	A	W	68-63			H	L	58-96			A	L	59-75
	A	L	75-88			H	W	68-65		1978-79	A	L	63-65		2015-16	H	L	73-82
1983-84	A	W	64-59								H	L	56-69			A	W	86-82
	H	W	73-68		<b>UCLA</b>					1979-80	H	W	76-67		2016-17	H	L	63-76
1984-85	A	W	83-73								A	L	67-93			A	L	60-78
	H	W	54-49							1980-81	H	W	81-67		2017-18	H	W	69-63
1985-86	H	L	52-56		In Corvallis .....			29-41			A	W	82-76			A	L	68-75
	A	W	74-60		In Gill Coliseum.....			24-39		1981-82	A	L	68-74		2018-19	H	W	79-66
1986-87	A	W	70-66		Away Games .....			8-55			H	W	72-58			A	L	67-68
	H	W	71-59		Neutral-Site Games .....			2-2		1982-83	A	L	77-99		2019-20	H	L	58-62
1987-88	H	L	65-78		Postseason .....			7-3			H	W	69-65					
	A	W	63-61		<b>Series Superlatives</b>					1983-84	A	W	72-63					
1988-89	A	L	59-87		Most OSU Points .....			97			H	W	70-65					
	H	L	58-60		(97-96 ot2) Jan. 24, 1991					1984-85	H	W	59-49					
1989-90	A	W	77-76 ot		Biggest OSU Win .....			19 points			A	L	51-59					
	H	W	84-70		(83-64) March 5, 1955					1985-86	A	W	54-49					
1990-91	H	W	73-66		Longest OSU Win Streak.....			5			H	L	63-74					
	A	L	59-64		1937-38 to 1948-49					1986-87	A	L	67-69 ot					
1991-92	H	L	64-67		Longest OSU Home Win Streak .....			6			H	L	53-57					
	A	L	56-76		1979-80 to 1984-85					1987-88	A	W	65-64					
1992-93	A	W	77-66		Longest OSU Road Win Streak.....			1			H	W	73-68					
	H	W	82-65							1988-89	H	W	82-69					
					1924-25	A	W	21-15			A	L	75-92					
					1925-26	A	L	22-32										

**USC 66-75**

In Corvallis .....	41-32
In Gill Coliseum.....	37-29
Away Games .....	24-39
Neutral-Site Games .....	1-4
Postseason .....	4-8

**Series Superlatives**

Most OSU Points.....	98
(98-94 ot) Feb. 22, 1990	
Biggest OSU Win.....	27 points
(76-49) Feb. 22, 1963	
(84-57) Feb. 4, 1988	
Longest OSU Win Streak.....	8
1974-75 to 1977-78	
Longest OSU Home Win Streak .....	10
1974-75 to 1983-84	
Longest OSU Road Win Streak.....	7
1983-84 to 1989-90	

1924-25	H	W	30-22
1932-33	H	W	35-33 (5)
	H	L	28-39 (5)
	H	W	24-19 (5)
1934-35	H	W	38-35 (5)
	H	L	31-36 (5)
	H	L	31-32 (5)
1935-36	A	W	45-40 ot
	A	L	36-50
1939-40	A	L	41-54 (5)
	A	L	25-62 (5)
1948-49	N	L	40-60
1953-54	N	L	48-53 (5)
	N	W	65-47 (5)
	N	L	45-48 (5)
1954-55	H	L	43-45
	H	L	35-55
1955-56	A	L	47-58
	A	L	53-84
1956-57	H	L	49-55
	H	W	67-54
1957-58	A	W	69-50
	H	W	58-52
1958-59	H	L	41-49
	A	W	61-53
1959-60	A	L	59-84
	H	L	62-68
1960-61	H	W	62-58
	H	L	68-74
1962-63	H	W	76-49
	H	L	58-67
1964-65	H	W	65-63
	A	L	38-64
1965-66	A	W	59-56
	H	L	60-70
1966-67	A	L	47-62
	H	L	63-72 ot
1967-68	H	L	47-49
	A	L	63-71 ot
1968-69	H	W	61-57
	A	L	61-71
1969-70	A	L	51-64
	H	L	55-70
1970-71	H	L	63-82
	A	L	75-110
1971-72	H	L	75-87
	A	W	65-61
1972-73	A	L	72-90
	H	W	82-66
1973-74	A	L	71-81
	H	L	53-60
1974-75	H	W	78-75
	A	W	80-76

1975-76	H	W	80-70	#
	A	W	78-61	
1976-77	A	W	58-50	
	H	W	80-65	
1977-78	A	W	89-82 ot	
	H	W	53-47	
1978-79	A	L	75-76 ot	
	H	W	70-67	
1979-80	H	W	82-68	
	A	W	73-72	
1980-81	H	W	55-48	
	A	W	73-64	
1981-82	A	W	72-55	
	H	W	45-36	
1982-83	A	L	69-74	
	H	W	62-50	
1983-84	H	W	51-45	
	A	W	66-57	
1984-85	H	L	58-60	
	A	W	60-58 ot	
1985-86	A	W	68-64	
	H	L	60-66	
1986-87	A	W	57-51	
	H	L	55-65	
1987-88	A	W	80-77 ot	(L)
	H	W	84-57	
1988-89	H	W	64-55	
	A	W	74-65	
1989-90	A	W	92-82	
	H	W	98-94 ot	
1990-91	H	L	68-70	
	A	L	75-85	
1991-92	A	L	73-90	
	H	W	92-78	
1992-93	H	W	68-57	
	A	L	60-69	
1993-94	A	L	76-82	
	H	L	68-69	
1994-95	H	W	90-89 ot	
	A	W	83-81 ot	
1995-96	A	L	47-64	
	H	W	56-54	
1996-97	H	L	68-71	
	A	L	62-83	
1997-98	A	L	67-71	
	H	W	83-74 ot	
1998-99	H	W	69-66 ot	
	A	L	61-86	
1999-00	H	L	69-82	
	A	L	71-82	
2000-01	A	L	47-73	
	H	W	67-52	
2001-02	H	L	51-64	
	A	L	45-79	
2002-03	A	W	83-74	
	H	W	61-60	
2003-04	A	L	82-91	
	H	L	60-63	
2004-05	H	W	74-64	
	A	L	68-78	
2005-06	H	L	70-72 ot	
	A	L	84-89	
2006-07	H	L	46-91	
	A	L	56-73	
2007-08	H	L	44-68	
	A	L	53-81	
2008-09	H	W	62-58 ot	
	A	L	52-68	
2009-10	H	W	51-45	
	A	W	49-44	
2010-11	H	W	80-76	
	A	L	56-67	
2011-12	H	W	78-59	
2012-13	A	L	68-69	

2013-14	H	W	76-75 ot
	A	W	76-66
2014-15	H	W	59-55
	A	L	55-68
2015-16	H	W	85-70
	A	L	70-81
2016-17	H	L	63-70
	A	L	66-92
2017-18	H	L	67-74
	A	L	59-72
	N	L	48-61 (4)
2018-19	H	W	79-74 ot
	A	W	67-62
2019-20	H	L	55-75

**UTAH 15-19**

In Corvallis .....	12-3
In Gill Coliseum.....	9-2
Away Games .....	2-14
Neutral-Site Games .....	1-2
Postseason .....	1-1

**Series Superlatives**

Most OSU Points.....	91
(91-75) Dec. 7, 1970	
Biggest OSU Win.....	18 points
(74-56) Dec. 4, 1978	
(76-58) Feb. 4, 2012	
(82-64) Feb. 6, 2013	
Longest OSU Win Streak.....	3
2011-12 to 2012-13	
Longest OSU Home Win Streak .....	6
1957-58 to 2012-13	
Longest OSU Road Win Streak.....	1
2011-12	

1939-40	A	L	37-53
	A	L	20-39
1940-41	H	W	42-37
	H	W	42-36
1948-49	A	L	42-53
1949-50	H	W	53-41
	H	L	42-51
1957-58	H	W	65-63
1958-59	A	L	41-70
	A	L	38-62
1965-66	N	L	64-70 (1)
1968-69	A	L	54-86
1970-71	H	W	91-75
1976-77	A	L	75-92
1978-79	H	W	74-56
1982-83	A	L	62-68 ot
1983-84	H	W	62-49
1997-98	N	L	61-69 (P)
1999-00	A	L	77-87
2011-12	A	W	76-58
	H	W	77-67
2012-13	H	W	82-64
	A	L	61-72
2013-14	A	L	69-80
2014-15	H	L	37-47
2015-16	A	L	53-59
	H	W	71-69
2016-17	A	L	78-86
	H	W	68-67
2017-18	H	L	64-66
2018-19	A	W	81-72
2019-20	A	L	69-81
	H	W	70-51
	N	W	71-69 (4)

**WASHINGTON 142-163**

In Corvallis .....	98-50
In Gill Coliseum.....	48-29
Away Games .....	40-109
Neutral-Site Games .....	4-4
Postseason .....	3-2

**Series Superlatives**

Most OSU Points.....	106
(106-66) Feb. 18, 1989	
Biggest OSU Win.....	40 points
(106-66) Feb. 18, 1989	
Longest OSU Win Streak.....	11
1977-78 to 1982-83	
Longest OSU Home Win Streak .....	12
1960-61 to 1970-71	
Longest OSU Road Win Streak.....	5
1978-79 to 1982-83	

1903-04	H	W	22-19
1909-10	H	W	26-14
1910-11	H	L	21-28
1911-12	A	L	11-13
	A	L	17-20
	H	W	18-12
	H	W	9-8
1912-13	A	L	15-28
	A	L	14-18
	H	W	18-14
	H	W	14-7
1913-14	A	L	24-34
	A	L	9-32
	A	L	10-29
	H	L	18-22
	H	W	20-13
	H	L	15-32
1914-15	A	L	18-20
	A	L	19-25
	H	L	14-26
	H	L	16-26
1915-16	A	L	21-24
	A	W	25-22
	H	W	26-21
	H	W	25-9
1916-17	H	L	20-27
	H	W	27-14
	A	L	3-11
	A	L	13-25
1917-18	A	W	19-8
	A	W	20-8
	H	W	41-9
	H	W	36-12
1918-19	H	W	24-16
	H	W	18-17
	A	L	17-18
	A	L	16-28
1919-20	A	L	20-22
	A	W	20-12
	H	W	31-10
	H	W	17-16
1920-21	A	L	24-29
	A	L	19-47
1921-22	H	L	30-39
	H	L	31-32
	A	W	26-21
	A	W	31-27 ot2
1922-23	H	W	35-28
	A	W	28-25
1923-24	A	L	20-27
	H	W	33-26
1924-25	A	L	17-32
	H	W	27-16
1925-26	H	W	28-21
	A	L	21-29

1926-27	A	L	27-41	1945-46	H	W	53-37	1969-70	N	L	65-85 (P)	2004-05	A	L	68-108
	H	W	31-27		H	W	58-48		H	W	60-47		H	W	90-73
1927-28	H	L	22-23		A	L	41-47		A	L	43-46	2005-06	A	L	65-69
	A	L	26-29		A	W	55-36	1970-71	A	L	85-93 ot		H	L	63-96
1928-29	A	L	24-35	1946-47	A	W	59-37		H	W	71-52	2006-07	A	L	74-91
	H	L	28-37		A	L	44-60	1971-72	A	L	73-86		H	W	73-65
1929-30	A	W	34-24		H	W	56-52 ot		H	L	69-70	2007-08	A	L	46-69
	A	L	24-36		H	W	84-63	1972-73	H	W	89-63		H	L	59-97
	H	W	34-32	1947-48	H	W	71-63		A	L	72-83	2008-09	H	L	59-85
	H	W	19-17		H	W	74-55	1973-74	N	L	56-65 (P)		A	L	60-79
1930-31	H	L	23-31		A	L	26-52		H	W	87-63	2009-10	A	L	70-76
	H	W	37-23		A	L	23-27		A	L	63-68		H	L	70-82
	A	L	30-39		N	L	42-59 (5)	1974-75	A	W	65-63		N	L	52-59 (4)
	A	L	26-28	1948-49	N	W	64-62		H	W	86-78	2010-11	A	L	72-103
1931-32	A	W	26-24 ot		A	W	52-50	1975-76	A	W	72-70 #		H	W	68-56
	A	L	27-30		A	L	43-54		H	W	73-64	2011-12	A	L	80-95
	H	W	30-14		H	W	54-44	1976-77	H	L	76-90		H	L	72-75
	H	L	27-32 ot		H	W	49-45		A	L	69-81		N	W	86-84 (4)
1932-33	H	W	42-34	1949-50	H	W	56-46	1977-78	A	L	61-64	2012-13	H	W	74-66
	H	L	24-30		H	L	44-52		H	W	64-60		A	L	62-72
	A	W	33-29		A	L	45-47	1978-79	A	W	68-66	2013-14	A	L	81-87
	A	W	32-26		A	L	54-57		H	W	75-69		H	L	62-86
1933-34	H	W	25-21	1950-51	H	L	40-41	1979-80	H	W	89-84	2014-15	A	L	43-56
	H	W	28-18		H	W	46-41		A	W	82-73		H	W	64-50
	A	L	21-24		A	L	38-74	1980-81	A	W	97-91 ot	2015-16	H	W	82-81
	A	L	26-35		A	L	36-40		H	W	89-63	2016-17	A	L	61-87
1934-35	A	L	25-30	1951-52	H	L	37-46	1981-82	H	W	63-43	2017-18	H	W	97-94 2ot
	A	L	25-30		H	L	41-49		A	W	55-44		A	L	77-79
	H	W	31-26		A	L	56-69	1982-83	H	W	71-52		N	W	69-66 ot (4)
	H	W	28-17		A	L	37-54		A	W	60-50	2018-19	H	L	69-79
1935-36	H	L	33-51	1952-53	A	L	54-77	1983-84	A	L	58-72		A	L	76-81 ot
	H	L	31-35		A	L	56-68		H	W	64-52	2019-20	A	L	56-64
	A	L	30-39		H	L	53-69	1984-85	A	W	52-45				
	A	L	19-25		H	L	60-73		H	L	45-60				
	A	L	29-35	1953-54	A	W	61-49	1985-86	H	L	72-73				
1936-37	A	L	31-37		A	W	54-51		A	L	55-65				
	A	L	28-38		H	W	70-47	1986-87	H	W	71-50				
	H	W	28-27		H	L	47-51		A	L	61-63				
	H	W	40-22	1954-55	A	L	57-58 ot	1987-88	A	L	59-63				
1937-38	H	W	43-28		H	W	66-38		H	W	69-57				
	H	L	25-27		H	W	70-63		N	W	80-61 (4)				
	A	L	29-37		A	W	55-51	1988-89	H	W	71-70				
	A	L	30-40		A	W	57-43		A	W	106-66				
1938-39	A	L	21-34	1955-56	H	L	58-66	1989-90	H	W	70-63				
	A	L	20-30		H	L	63-83		A	L	57-66				
	H	L	35-41	1956-57	H	W	71-58	1990-91	A	W	70-60				
	H	W	48-41		A	L	53-64		H	W	80-63				
1939-40	H	W	45-26		A	L	51-58	1991-92	H	W	82-58				
	H	W	49-32	1957-58	H	W	81-58		A	W	77-67				
	A	W	46-31		A	L	42-45	1992-93	A	W	73-70				
	A	L	35-41	1958-59	H	L	59-69		H	L	51-61				
1940-41	A	L	34-40		A	L	59-75	1993-94	H	W	75-71 ot				
	A	L	33-34	1959-60	A	L	51-57		A	L	49-62				
	H	W	36-23		H	L	52-62	1994-95	A	L	57-75				
	H	W	34-28	1960-61	A	L	47-58		H	L	63-65				
1941-42	H	W	45-35		H	W	74-46	1995-96	H	W	63-55				
	H	L	38-43	1961-62	H	W	55-48		A	L	40-50				
	A	L	40-47		A	L	61-73	1996-97	A	L	72-77				
	A	W	51-41	1962-63	A	W	57-45		H	L	78-87				
1942-43	H	W	42-39		H	W	65-48	1997-98	H	L	55-70				
	H	L	39-44	1963-64	H	W	91-60		A	L	74-84				
	A	L	33-53		A	W	67-59	1998-99	A	L	50-70				
	A	L	35-44	1964-65	H	W	67-63		H	L	69-82				
1943-44	H	L	33-38		A	L	70-79	1999-00	A	W	74-57				
	H	L	36-42		H	W	54-45		H	W	71-47				
	A	L	30-54	1965-66	A	L	44-45	2000-01	H	W	63-56				
	A	L	29-56		H	W	67-59		A	W	83-69				
1944-45	A	L	45-48		A	W	54-43	2001-02	A	W	68-53				
	A	L	22-42	1966-67	H	W	61-57		H	L	63-68				
	H	W	57-43		A	W	69-66	2002-03	H	W	82-62				
	H	W	63-43	1967-68	A	L	56-68		A	W	80-72				
					H	W	74-72	2003-04	H	L	99-103 ot				
				1968-69	A	L	42-60		A	L	79-80				
					H	W	82-52								

#### WASHINGTON STATE 174-125

In Corvallis .....	103-43
In Gill Coliseum.....	58-20
Away Games .....	66-79
Neutral-Site Games .....	5-3
Postseason .....	2-0

#### Series Superlatives

Most OSU Points.....	99
	(99-64) 1971-72
Biggest OSU Win.....	38 points
	(69-31) 1957-58
Longest OSU Win Streak.....	13
	1960-61 to 1963-64
Longest OSU Home Win Streak .....	18
	1953-54 to 1966-67
Longest OSU Road Win Streak.....	6
	1961-62 to 1963-64

1906-07	A	W	30-14
1908-09	H	W	30-16
	A	W	16-14
1909-10	H	L	15-27
	H	L	24-27
	A	L	18-29
1910-11	H	W	33-9
1911-12	A	W	19-14
	A	W	12-4
	H	W	29-12
	H	W	15-5
1912-13	A	L	20-22
	A	L	11-16
	H	W	13-4
	H	W	23-20
1913-14	H	W	24-12
	H	W	29-12
1914-15	A	L	21-23
	H	W	32-21
1915-16	A	L	21-23
	H	W	25-17
1916-17	H	L	17-28

1917-18	H	W	36-17	1940-41	H	W	45-39	1960-61	A	W	76-66	1990-91	A	L	77-99	
	H	W	25-12		H	W	44-42		A	L	61-72		H	W	87-85 ot	
1918-19	H	L	17-36		A	L	37-42		H	W	72-47	1991-92	H	L	69-81	
	H	L	9-41		A	W	50-45		H	W	53-52		A	L	84-87 ot	
	A	L	20-31	1941-42	H	W	52-47 ot	1961-62	N	W	78-66 (P)	1992-93	A	L	51-56	
	A	W	36-31		H	L	45-53		A	W	69-56		H	W	59-58	
1919-20	H	W	31-11		A	W	36-34		A	W	68-65	1993-94	H	L	66-81	
	H	W	26-23		A	L	48-53		H	W	62-55		A	L	64-101	
	A	L	34-50	1942-43	A	L	35-44		H	W	63-46	1994-95	A	L	75-77	
	A	L	21-40		A	L	52-55	1962-63	H	W	74-47		H	L	85-94	
1920-21	H	W	36-31		H	W	51-35		H	W	61-50	1995-96	H	L	62-76	
	H	L	15-27		H	W	43-34		A	W	79-56		A	L	42-61	
	A	L	18-26	1943-44	A	L	41-45		A	W	74-65	1996-97	A	L	64-80 (S)	
	A	W	35-25		A	L	35-49	1963-64	A	W	80-66		H	W	61-49	
1921-22	A	W	32-19		H	L	45-52		A	W	75-58	1997-98	H	L	53-69	
	A	W	29-20		H	W	55-44	1964-65	A	L	53-64		A	L	68-80	
1922-23	H	W	24-15	1944-45	H	W	54-32		H	W	66-51	1998-99	A	L	79-84	
	A	L	16-19		H	W	48-36	1965-66	H	W	68-52		H	W	83-64	
1923-24	A	W	24-19		A	L	31-46		A	W	54-47	1999-00	A	W	77-73	
	H	W	28-20		A	W	45-42 ot	1966-67	H	W	63-61		H	W	64-56	
1924-25	A	W	18-14	1945-46	A	W	50-48		A	W	51-49 ot	2000-01	H	W	67-62	
	H	W	30-17		A	L	34-49		N	W	62-61 (P)		A	L	53-57	
1925-26	H	W	31-24		H	W	63-43	1967-68	A	L	62-82	2001-02	A	W	74-72	
	A	W	31-20		H	W	54-33		H	L	76-81 ot		H	W	91-55	
1926-27	H	W	30-19	1946-47	H	W	52-28		1968-69	N	L	50-51 ot (P)	2002-03	H	W	63-48
	A	W	22-21		H	W	53-30			A	L	60-61		A	L	71-75
1927-28	H	W	32-14		A	W	51-30			H	L	60-62	2003-04	H	W	52-41
	A	L	21-28		A	L	37-49	1969-70	N	L	54-59 (P)		A	W	65-58	
1928-29	A	L	18-30	1947-48	A	W	49-33			H	W	80-65	2004-05	A	L	45-63
	H	L	26-35		A	W	43-38			A	L	51-86		H	W	58-51
1929-30	H	L	27-40		H	W	65-49	1970-71	A	W	78-73	2005-06	A	W	59-50	
	H	L	27-28		H	W	58-52			H	W	81-67		H	W	71-62
	A	L	25-28	1948-49	A	L	41-47		1971-72	A	W	77-71	2006-07	A	L	55-70
	A	W	29-27		A	W	42-34			H	W	99-64		H	L	54-58
1930-31	A	W	29-23		H	W	52-47	1972-73	H	W	91-71	2007-08	A	L	46-69	
	A	L	24-30		H	W	51-42			A	L	64-67		H	L	57-70
	H	W	21-20	1949-50	H	L	38-42	1973-74	H	L	69-72	2008-09	H	L	57-61 ot	
	H	L	30-44		H	W	54-53			A	W	76-63		A	W	54-52
1931-32	A	L	22-31		A	L	39-53	1974-75	N	L	65-68 (P)	2009-10	A	L	60-65	
	A	L	22-33		A	L	34-51			A	W	82-73 ot		H	W	59-55
	H	L	24-28	1950-51	A	L	42-49			H	W	44-41	2010-11	A	L	70-84
	H	L	26-28		A	W	57-46	1975-76	A	W	82-73 #		H	L	55-61	
1932-33	A	W	25-22		H	W	49-37			H	W	69-55	2011-12	A	L	76-81 (S)
	A	L	20-27		H	L	38-45	1976-77	H	W	61-58		H	L	73-83	
	H	W	26-14	1951-52	H	W	53-48			A	L	62-74		N	W	69-64 (4)
	H	L	31-34 ot		H	L	44-54	1977-78	A	L	58-63		H	L	55-72 (3)	
1933-34	H	W	28-16		A	L	44-56			H	W	58-46	2012-13	H	L	68-71
	H	L	24-26		A	L	37-45	1978-79	A	L	61-67		A	W	67-66	
	A	W	26-23	1952-53	H	W	39-27			H	W	66-52	2013-14	A	W	66-55
	A	L	15-24		H	L	45-50	1979-80	H	W	65-63		H	W	68-57	
1934-35	H	W	25-19		A	L	50-56			A	L	51-69	2014-15	A	W	62-47
	H	W	38-28		A	L	50-64	1980-81	A	W	66-53		H	W	55-50	
	A	L	27-30	1953-54	H	W	65-41			H	W	81-53	2015-16	H	W	69-49
	A	W	36-22		H	W	65-54	1981-82	H	W	64-48	2016-17	A	L	62-75 (S)	
1935-36	A	W	27-26		A	W	51-49			A	W	40-36	2017-18	H	W	94-62
	A	L	31-32		A	W	62-41	1982-83	H	L	64-76		A	W	92-67	
	H	W	33-26	1954-55	A	W	68-48			A	L	61-63 ot	2018-19	H	W	90-77
	H	W	41-26		H	W	70-58	1983-84	N	W	79-57 (P)		A	W	85-77	
1936-37	H	L	20-23		H	W	56-52			A	L	65-74	2019-20	A	L	76-89
	H	L	32-37		A	W	73-61			H	W	66-55				
	A	L	17-22		A	L	66-68	1984-85	A	W	73-57					
	A	L	23-42	1955-56	A	W	59-40			H	W	69-49				
1937-38	H	L	31-41		A	L	52-58	1985-86	H	W	57-54					
	H	L	21-25	1956-57	H	W	65-59			A	W	66-49				
	A	L	29-41 ot		H	W	70-49	1986-87	H	W	66-48					
	A	L	25-26 ot	1957-58	H	W	69-31			A	L	63-73				
1938-39	H	L	19-30		A	W	67-62	1987-88	A	L	49-56					
	H	L	25-38	1958-59	A	W	76-66			H	W	62-48				
	A	L	41-47		H	W	72-58			N	W	74-68 ot2 (4)				
	A	L	35-42	1959-60	H	W	49-38	1988-89	H	W	90-63					
1939-40	A	L	40-47		A	W	62-59			A	W	83-70				
	A	W	33-31					1989-90	H	W	79-64					
	H	L	37-46							A	W	83-63				
	H	W	44-40													

# SERIES RESULTS VS. NON-CONFERENCE OPPONENTS

(1) - NCAA Tournament  
 (2) - NIT Tournament  
 (3) - CBI  
 (4) - Pac-12 Tournament  
 (5) - PCC Playoffs  
 (L) - game played at Loyola Marymount  
 (O) - game played in Oakland, Calif.  
 (P) - game played in Portland, Ore.  
 (S) - game played in Spokane, Wash.  
 # - game forfeited by Oregon State  
 % - game forfeited by California

## AIR FORCE 2-0

1958-59 H W 49-47  
 1965-66 N W 53-42 (P)

## AKRON 0-1

2013-14 N L 71-83

## ALABAMA 0-2

1998-99 N L 49-59  
 2012-13 N L 62-65

## ALASKA-ANCHORAGE 2-0

1991-92 A W 80-66  
 2001-02 A W 72-63

## ALASKA-FAIRBANKS 0-1

2007-08 A L 60-62

## APPALACHIAN STATE 1-0

2000-01 N W 60-37

## ARKANSAS 1-0

1948-49 N W 56-38 (1)

## ARKANSAS-PINE BLUFF 4-0

1998-99 H W 74-56  
 2013-14 H W 77-63  
 2017-18 H W 85-58  
 2019-20 H W 80-46

## ARKANSAS STATE 1-0

1983-84 N W 49-40

## ARMY 2-0

1964-65 N W 65-64 ot (P)  
 1973-74 N W 82-54 (P)

## AUBURN 0-1

2014-14 N L 69-71

## AZUSA PACIFIC 1-0

1996-97 H W 79-64

## BALL STATE 0-1

1989-90 N L 53-54 (1)

## BAYLOR 1-1

1955-56 H L 57-62  
 1972-73 N W 88-54 (P)

## BETHUNE-COOKMAN 2-0

2004-05 H W 69-56  
 2006-07 H W 72-49

## BOISE STATE 7-3

1976-77 H W 89-68  
 1977-78 A L 65-76  
 1983-84 N W 61-42 (P)  
 1984-85 A W 74-59  
 1985-86 H W 60-58 ot  
 1988-89 A L 43-53  
 1989-90 H W 76-42  
 1997-98 N W 71-60  
 2003-04 H L 80-82  
 2004-05 A W 90-79

## BOSTON UNIVERSITY 2-1

1985-86 N W 59-55 (P)  
 1989-90 N W 86-66 (P)  
 2009-10 H L 78-96 (P)

## BRADLEY 7-4

1941-42 A L 46-47  
 1942-43 A L 41-42 ot  
 1950-51 A L 74-77  
 A W 75-45  
 1951-52 H W 57-53  
 H W 61-55  
 1981-82 H W 81-55  
 1982-83 A W 76-62  
 1993-94 H W 54-42  
 1994-95 A L 64-69  
 1996-97 N W 72-60 (P)

## BYU 11-4

1927-28 A W 37-22  
 1939-40 A W 57-30  
 A L 42-47  
 1952-53 H L 66-69  
 H W 67-65  
 1956-57 A W 62-55  
 1963-64 N W 68-58 (P)  
 1966-67 H W 92-76  
 1968-69 A L 64-89  
 N L 64-69 (P)  
 1970-71 H W 99-80  
 1979-80 N W 86-71 (P)  
 1980-81 H W 75-68  
 1981-82 A W 56-44  
 1992-93 N W 93-79 (P)

## BRIGHAM YOUNG-HAWAII 1-0

1998-99 A W 50-45

## BRITISH COLUMBIA 1-0

1963-64 H W 87-47

## BUTLER 0-1

1941-42 A L 29-35

## CAL POLY SLO 2-1

2001-02 A L 68-72  
 2002-03 H W 81-60  
 2006-07 H W 78-65

## CSU BAKERSFIELD 4-0

2007-08 A W 77-53  
 2008-09 H W 65-59  
 2009-10 H W 74-39  
 2011-12 H W 86-62

## CAL STATE CHICO 3-0

1929-30 A W 42-24  
 1930-31 A W 47-29  
 1999-00 H W 92-48

## CAL STATE FULLERTON 2-1

2000-01 H W 68-35  
 2004-05 H L 83-85 ot (2)  
 2015-16 H W 82-69 (P)

## CAL STATE LOS ANGELES 1-0

1974-75 H W 88-75

## CAL STATE SACRAMENTO 5-1

1991-92 H W 104-89  
 1997-98 H W 89-56  
 2002-03 A W 62-49  
 2003-04 H W 76-73  
 2004-05 H W 86-59  
 2009-10 H L 63-65

## CANISIUS 2-2

1946-47 A W 48-40 ot  
 1947-48 A W 50-48  
 1949-50 A L 45-58  
 1950-51 A L 47-59

## CENTRAL CONNECTICUT 1-0

2018-19 H W 80-59

## CENTRAL MICHIGAN 0-1

1974-75 N L 87-88 (1)

## CHARLOTTE 1-1

2010-11 H W 83-70  
 2017-17 A L 66-69

## CHICAGO STATE 4-0

1986-87 H W 79-52  
 1998-99 H W 87-56  
 2011-12 A W 92-66  
 2012-13 H W 87-77

## CINCINNATI 2-4

1962-63 N L 46-80 (1)  
 1963-64 N L 53-57 (P)  
 H W 82-61  
 1964-65 A L 56-71  
 1971-72 H W 88-68  
 1973-74 A L 63-72

## CITY COLLEGE NY 1-2

1942-43 A W 45-34  
 1945-46 A L 27-43  
 1947-48 A L 51-58

## CLEMSON 3-1

1979-80 N W 72-67 (P)  
 1987-88 N L 54-69  
 1988-89 N W 72-58 (P)  
 1999-00 N W 53-35

## COLORADO STATE 2-4

1940-41 N W 33-31  
 1963-64 N W 53-51 (P)  
 1977-78 N L 44-49 ot (P)  
 1998-99 N L 50-64 (P)  
 1999-00 A L 78-83  
 2007-08 N L 56-69

## COPPIN STATE 1-1

2002-03 H W 59-53  
 2013-14 H L 73-78

## CORBAN 1-0

2014-15 H W 86-62

## CREIGHTON 0-4

1927-28 A L 28-34  
 A L 16-17  
 1976-77 H L 68-90  
 1978-79 A L 55-69

## CSUN 3-0

1980-81 H W 78-47  
 1997-98 H W 91-79  
 2019-20 H W 87-67

## DARTMOUTH 1-0

1971-72 N W 106-72 (P)

## DENVER 2-1

1940-41 A W 27-20  
 1999-00 H W 70-63  
 2000-01 A L 53-54

## DePAUL 1-2

1945-46 A L 40-59  
 2013-14 A L 81-93  
 2014-15 H W 90-59

## DOANE 1-0

1974-75 H W 82-69

## DUKE 0-2

1953-54 N L 61-71  
 1962-63 N L 63-85 (1)

## EAST CAROLINA 0-1

2004-05 N L 62-64

## EASTERN KENTUCKY 1-0

2017-18 H W 74-62

## EASTERN MICHIGAN 1-0

1991-92 N W 87-72

## EASTERN WASHINGTON 3-0

1979-80 H W 92-59  
 1999-00 H W 78-62  
 2000-01 H W 58-50

## ELON 1-0

2004-05 N W 65-55

## EVANSVILLE 0-1

1988-89 N L 90-94 ot (1)

## FLORIDA STATE 1-2

1969-70 A L 68-69  
 1971-72 N L 72-73 (P)  
 1975-76 N W 78-75 #(P)

**FRESNO STATE 8-8**

1923-24	A	W	39-25
1924-25	A	W	19-12
1925-26	A	W	28-22
1982-83	H	L	42-43
	H	L	67-76 (2)
1983-84	A	L	47-60
1984-85	N	W	66-50 (P)
1990-91	H	W	89-76
1991-92	A	L	72-83
1993-94	A	L	62-74
1994-95	H	W	72-67
2005-06	A	L	73-80
2006-07	H	L	69-74
2008-09	A	W	62-54
2009-10	H	W	73-65
2016-17	H	L	58-63

**GEORGE MASON 1-0**

2013-14	N	W	58-54
---------	---	---	-------

**GEORGE WASHINGTON 1-2**

1994-95	N	L	70-77 (P)
2009-10	A	W	64-57
2010-11	H	L	79-87

**GEORGETOWN 0-1**

1981-82	N	L	45-69 (1)
---------	---	---	-----------

**GEORGIA 1-1**

2004-05	N	L	74-76 ot
2005-06	N	W	64-60 (P)

**GONZAGA 25-2**

1911-12	A	L	11-13
1914-15	A	W	25-12
1915-16	A	W	27-15
1923-24	A	W	27-18
	H	W	19-11
1924-25	A	W	22-21
	H	W	26-13
1925-26	H	W	32-22
1926-27	W	W	36-24
1927-28	W	W	44-25
1928-29	W	W	36-20
	A	W	32-30
1930-31	H	W	43-30
	W	W	47-24
1931-32	L	L	24-27
1957-58	H	W	71-63
1961-62	H	W	78-64
1962-63	H	W	63-47
1969-70	H	W	67-53
1974-75	H	W	84-59
1977-78	H	W	76-65
1978-79	A	W	59-58
1984-85	H	W	62-46
1986-87	A	W	70-57
1988-89	H	W	74-51
1989-90	A	W	82-61
1991-92	H	W	74-65

**GRAMBLING STATE 3-0**

2012-13	H	W	85-54
2014-15	H	W	71-43
2019-20	H	W	80-58

**HARVARD 1-0**

1970-71	N	W	91-76 (P)
---------	---	---	-----------

**HAWAII 21-8**

1939-40	A	W	49-39
1950-51	A	W	55-43
1952-53	A	L	58-74
1953-54	H	W	73-54
	H	W	55-50
1954-55	H	W	69-47
1958-59	H	W	59-40
1959-60	A	L	51-56
	A	W	72-46
1963-64	A	W	71-55
	A	W	70-44
1964-65	H	W	92-61
1965-66	H	W	72-36
1966-67	A	W	61-56
	A	W	58-54
1969-70	H	W	76-56
1971-72	A	L	71-89
	A	L	73-76
1973-74	H	W	86-62
1974-75	A	W	73-53
	A	W	63-59
1976-77	A	W	91-76
	A	W	96-78
1979-80	A	W	75-74 ot
	A	W	92-62
1984-85	A	L	64-81
2003-04	A	L	67-70 ot
2006-07	A	L	41-85
2013-14	A	L	73-79

**HAWAII-HILO 2-0**

1979-80	A	W	104-80
1997-98	A	W	79-68

**HAWAII-LOA 1-0**

1984-85	A	W	97-49
---------	---	---	-------

**HOFSTRA 1-0**

2011-12	W	W	82-72
---------	---	---	-------

**HOUSTON 2-0**

1965-66	N	W	63-60 (1)
2008-09	H	W	49-45 (5)

**HOWARD 5-1**

2006-07	H	W	84-67
2008-09	A	L	45-47
	H	W	90-54
2010-11	A	W	84-74
2011-12	H	W	93-72
2012-13	H	W	69-53

**IDAHO 120-53**

1909-10	A	L	25-28
	A	W	22-15
	H	W	18-16 ot
1911-12	A	W	30-11
	H	W	26-14
	H	W	20-1
1912-13	H	W	23-12
	H	L	20-21
	A	W	12-10
	A	W	13-9
1914-15	A	L	15-18
	H	L	19-20
1915-16	A	W	19-17
	H	W	35-14
1918-19	A	L	13-39
	A	L	11-51
1919-20	A	L	21-30
1920-21	H	W	24-23 ot
	H	L	18-29

1922-23	H	L	22-23
	A	L	21-36
1923-24	A	W	23-22 ot
	H	W	20-16
1924-25	A	W	19-18
	H	W	24-15
1925-26	H	W	31-24
	A	L	14-23
1926-27	H	L	28-29
	A	L	17-24
1927-28	H	W	31-28
	A	L	20-22
1928-29	A	W	23-22
	H	W	44-39
1929-30	H	L	23-41
	H	W	40-27
	A	W	37-28
	A	L	30-41
1930-31	A	W	52-30
	A	W	41-34
	H	W	37-24
	H	W	47-40
1931-32	H	W	33-31
	H	W	35-28
	A	W	24-23
	A	W	31-26
1932-33	A	W	32-31 ot
	A	W	29-25
	H	W	46-26
	H	L	26-30
1933-34	A	L	25-31
	A	W	32-23
	H	W	40-14
	H	L	22-34
1934-35	H	W	25-18
	H	W	34-18
	A	W	26-24
	A	W	35-27
1935-36	H	W	31-24
	H	W	45-19
	A	W	22-21
	A	W	33-22
1936-37	H	W	42-17
	H	L	23-30
	A	W	34-30
	A	W	28-23
1937-38	A	L	24-49
	A	L	26-29
	H	L	32-34
	H	L	22-29
1938-39	H	W	42-29
	H	W	35-30
	A	W	48-41
	A	W	32-30
1939-40	H	W	48-36
	H	W	42-38
	A	W	40-28
	A	W	20-18
1940-41	H	W	43-19
	H	W	41-35
	A	L	35-42
	A	W	41-32
1941-42	A	W	47-45 ot
	A	W	34-29
	H	W	49-30
	H	W	53-30
1942-43	A	W	52-49
	A	L	44-56
	H	W	48-32
	H	W	57-51
1943-44	A	W	39-34
	A	W	38-34
	H	W	34-29
	H	W	52-48 ot

1944-45	A	W	43-35
	A	L	31-32
	H	W	50-28
	H	W	44-33
1945-46	H	W	49-40
	H	W	49-45
	A	L	37-42
	A	L	38-43
1946-47	H	W	77-40
	H	W	71-37
	A	L	46-67
	A	W	69-35
1947-48	A	L	43-47
	A	W	59-39
	H	W	52-45
	H	W	58-44
1948-49	H	W	42-31
	H	W	69-53
	A	L	39-51
	A	W	47-35
1949-50	A	W	48-37
	A	W	51-39
	H	W	48-44
	H	W	60-46
1950-51	A	W	51-43
	A	L	38-55
	H	W	34-29
	H	L	31-39
1951-52	A	L	64-65
	A	L	50-74
	H	W	53-49
	H	L	43-46
1952-53	A	L	49-65
	A	W	59-55
	H	L	62-64
1953-54	H	L	65-70
	H	W	65-60
	A	L	55-70
	A	W	69-53
1954-55	A	W	59-52
	A	W	69-63
	H	W	80-65
	H	W	67-56
1955-56	H	L	55-58
	H	W	69-59
1956-57	A	L	67-74
	A	W	81-53
1957-58	H	W	70-51
	A	L	55-62
1958-59	A	W	87-84
	H	W	46-42
1959-60	H	W	49-48
	A	L	56-62
	H	W	55-53
1960-61	N	W	63-53 (P)
	H	W	67-52
	H	W	55-49
	A	L	57-62
	A	L	47-54
1961-62	A	W	74-59
	A	W	71-68
	H	L	51-52
	H	W	65-50
1962-63	N	W	80-53 (P)
1963-64	H	W	72-46
	H	W	112-62
1964-65	A	W	60-48
1966-67	A	L	56-57
1971-72	H	W	84-67
1972-73	A	W	77-59
1978-79	N	W	100-59 (P)
1981-82	N	L	49-71 (P)
	N	W	60-42 (1)



1982-83	N	L	41-42 ot2	(P)
	H	W	77-59	(2)
1986-87	N	W	79-58	(P)
1999-00	H	W	66-49	
2002-03	H	L	73-76 ot	
2011-12	H	L	60-74	

<b>IDAHO STATE</b>	<b>2-1</b>
1958-59	A L 49-55
1998-99	H W 63-53
2007-08	H W 56-41

<b>ILLINOIS</b>	<b>0-3</b>
1948-49	N L 53-57 (1)
1950-51	A L 51-74
1990-91	A L 78-112

<b>ILLINOIS-CHICAGO</b>	<b>2-1</b>
2009-10	A L 61-63
2010-11	H W 74-54
2011-12	H W 95-53

<b>INDIANA</b>	<b>6-7</b>
1949-50	H L 60-65
	H L 53-58
1950-51	A L 45-72
1953-54	H L 72-76
	N W 67-51
1957-58	A W 62-51
1958-59	H L 53-57
	H W 73-69
1963-64	H W 70-57
	N W 56-52 (P)
1966-67	N L 60-71 (P)
1973-74	N W 61-48 (P)
1974-75	N L 71-81 (1)

<b>INDIANA-PURDUE FW</b>	<b>3-0</b>
2001-02	H W 84-59
2002-03	A W 78-71
2003-04	H W 57-55

<b>IONA</b>	<b>1-0</b>
2015-16	H W 93-73

<b>IOWA</b>	<b>5-2</b>
1957-58	A L 67-77
1958-59	H W 72-71
1962-63	N W 61-55
	N W 64-57 (P)
1974-75	N W 97-60 (P)
1983-84	A L 45-56
	H W 53-48

<b>IOWA STATE</b>	<b>1-2</b>
2007-08	H L 64-71 ot
2008-09	A L 50-63
2019-20	H W 80-74

<b>JACKSON STATE</b>	<b>1-0</b>
2003-04	H W 71-59

<b>JACKSONVILLE STATE</b>	<b>1-0</b>
2017-18	H W 70-69

<b>JAMES MADISON</b>	<b>0-2</b>
1991-92	H L 68-80
1992-93	A L 56-70

<b>KANSAS</b>	<b>0-2</b>
2012-13	A L 78-84
2015-16	A L 67-82

<b>KANSAS STATE</b>	<b>3-2</b>
1980-81	N L 48-50 (1)
1984-85	A W 56-55
1988-89	H W 66-48
2002-03	A L 72-90
2003-04	H W 87-82 ot3

<b>KENT STATE</b>	<b>2-2</b>
1997-98	N W 76-68
2016-17	H W 69-50
2017-18	A L 78-79
2018-19	H L 63-66

<b>KENTUCKY</b>	<b>0-3</b>
1966-67	A L 66-96
1970-71	A L 78-84
1975-76	A L 74-82

<b>LAMAR</b>	<b>2-2</b>
1979-80	N L 77-81 (1)
1982-83	N W 76-61 (P)
1987-88	N W 62-44 (P)
2016-17	H L 60-63

<b>LaSALLE</b>	<b>1-0</b>
1991-92	N W 92-80 (P)

<b>LEHIGH</b>	<b>1-0</b>
2001-02	H W 78-55

<b>LONG BEACH STATE</b>	<b>4-4</b>
1990-91	N W 75-72
1995-96	H L 54-65
1996-97	A L 56-68
2000-01	N W 78-66
2016-17	H L 67-71 (P)
2017-18	H W 89-81
	N L 69-74
2018-19	A W 75-72

<b>LONG ISLAND</b>	<b>2-1</b>
1946-47	A L 50-56
1970-71	H W 71-70 ot
1972-73	A W 82-71

<b>LSU</b>	<b>1-5</b>
1963-64	N W 87-57 (P)
1969-70	A L 72-94
	H L 68-76
2000-01	N L 68-78
2006-07	H L 53-60
2007-08	A L 61-67

<b>LOUISIANA TECH</b>	<b>1-1</b>
1986-87	N L 76-93 (P)
1989-90	N W 82-81 (P)

<b>LOUISVILLE</b>	<b>1-1</b>
1981-82	N W 62-56
1987-88	N L 61-70 (1)

<b>LOYOLA (ILL.)</b>	<b>0-1</b>
1927-28	A L 19-29

<b>LOYOLA MARYMOUNT</b>	<b>4-1</b>
1987-88	H W 84-69
1988-89	A W 100-90
1989-90	H L 113-117
2015-16	H W 79-70
2017-18	H W 78-74

<b>MANHATTAN</b>	<b>1-0</b>
1941-42	A W 47-34

<b>MARIST</b>	<b>1-0</b>
2017-18	N W 65-46

<b>MARQUETTE</b>	<b>2-1</b>
1927-28	A L 15-16
1988-89	A W 76-73
1989-90	H W 71-57

<b>MARYLAND</b>	<b>1-0</b>
2013-14	A W 90-83

<b>MARYLAND EASTERN SHORE</b>	<b>1-0</b>
2013-14	H W 98-66

<b>MASSACHUSETTS</b>	<b>0-1</b>
1991-92	N L 65-74

<b>MEMPHIS</b>	<b>1-1</b>
1989-90	A L 72-78
1990-91	H W 78-74

<b>MERCER</b>	<b>1-0</b>
2006-07	H W 93-62

<b>MIAMI (FLA.)</b>	<b>1-0</b>
1969-70	A W 86-81

<b>MICHIGAN</b>	<b>2-2</b>
1955-56	H W 84-71
1961-62	N W 89-54 (P)
1967-68	N L 61-80
1972-73	A L 57-68

<b>MICHIGAN STATE</b>	<b>3-3</b>
1939-40	N W 38-33
	N L 26-36
1942-43	A W 33-29
1978-79	N L 57-65 (P)
1983-84	A L 55-56
1988-89	N W 63-58 (P)

<b>MIDDLE TENNESSEE STATE</b>	<b>1-0</b>
1974-75	N W 78-67 (1)

<b>MIDWESTERN STATE</b>	<b>1-0</b>
1982-83	H W 91-55

<b>MINNESOTA</b>	<b>1-6</b>
1949-50	A L 44-60
	H L 41-51
1955-56	N L 60-64
1966-67	N L 54-60 (P)
1972-73	N L 80-83 (P)
1990-91	A L 53-64
1991-92	N W 92-80 (P)

<b>MISSISSIPPI</b>	<b>0-1</b>
1999-00	N L 58-77

<b>MISSISSIPPI STATE</b>	<b>1-2</b>
1995-96	N L 62-76 (P)
2014-15	H W 59-49
2016-17	A L 57-74

<b>MISSISSIPPI VALLEY STATE</b>	<b>2-0</b>
2009-10	H W 76-62
2014-15	H W 74-50

<b>MISSOURI</b>	<b>1-3</b>
1956-57	N L 41-71
1982-83	A L 59-87
1984-85	H W 54-52
2018-19	N L 63-69

<b>MISSOURI STATE</b>	<b>2-1</b>
1991-92	H W 72-63
1992-93	A L 48-63
2018-19	H W 101-77

<b>MONTANA</b>	<b>15-4</b>
1925-26	H W 31-19
	A W 38-15
1926-27	H W 48-35
	A L 25-38
1927-28	H W 31-12
	A L 43-44
1928-29	A W 29-25
	H W 28-26
1937-38	H W 46-36
	H W 43-13
	A W 57-47 ot
	A W 37-28
1959-60	H W 67-52
	H W 78-58
1961-62	A W 82-76
	A L 54-56
1972-73	H W 79-62
2010-11	A L 66-71
2011-12	H W 71-46

<b>MONTANA STATE</b>	<b>3-3</b>
1927-28	A L 36-55
1979-80	H W 105-80
2006-07	H W 72-63
2007-08	H L 59-60
2008-09	H L 79-82 ot
2012-13	H W 78-65

<b>MONTANA STATE-BILLINGS</b>	<b>0-1</b>
1995-96	H L 74-79

<b>NAVY</b>	<b>0-1</b>
1965-66	A L 55-59 ot3

<b>NEBRASKA</b>	<b>6-4</b>
1940-41	H W 61-38
1945-46	A L 40-48
1953-54	H W 83-55
1959-60	H W 63-60
	N W 67-65 (P)
1965-66	A L 63-75
1968-69	H W 79-67
1996-97	A L 67-75
2008-09	H W 64-63
2009-10	A L 44-50

<b>NEVADA</b>	<b>5-6</b>
1921-22	W 44-15
	W 27-15
1922-23	A W 26-11
	A W 15-6
1974-75	A L 74-75
1976-77	H L 51-53
1978-79	H L 61-62 (2)
2006-07	H L 47-75
2008-09	A L 71-79
2015-16	H W 66-62
2016-17	A L 58-83

<b>NEW MEXICO</b>	<b>2-4</b>
1971-72	N W 81-69 (P)
1972-73	H L 79-84 ot
1973-74	A L 75-89
1984-85	H L 65-72
1985-86	A L 63-81
1986-87	A W 85-82 (2)

**NEW MEXICO STATE 3-0**

1959-60 H W 54-50  
 1960-61 A W 65-55  
 2012-13 H W 71-62

**NEW ORLEANS 4-1**

1982-83 H W 88-71 (2)  
 1990-91 A L 64-68 ot  
 1991-92 H W 79-58  
 1994-95 H W 78-61  
 1995-96 A W 68-61

**NEW YORK UNIVERSITY 1-1**

1949-50 A W 49-45  
 1950-51 A L 65-75

**NIAGARA 1-0**

2012-13 H W 102-83

**NICHOLLS STATE 0-1**

1993-94 N L 86-93

**NORTH CAROLINA 1-3**

1953-54 N W 65-53  
 1967-68 N L 61-68 (P)  
 1977-78 N L 63-94  
 A L 64-90

**NORTH CAROLINA STATE 1-4**

1955-56 A L 54-59  
 1974-75 A L 73-86  
 1976-77 N W 71-61 (P)  
 1992-93 A L 68-69  
 1993-94 H L 58-66

**NORTH CAROLINA-WILM. 1-0**

1993-94 N W 77-57 (P)

**NORTH DAKOTA 1-0**

2019-20 H W 83-66

**NORTHEASTERN ILLINOIS 1-1**

1996-97 A L 63-78  
 1997-98 H W 92-60

**NORTHERN COLORADO 4-0**

2001-02 H W 64-59  
 2005-06 H W 70-52  
 2006-07 A W 69-67  
 2007-08 H W 65-56

**NORTHWEST CHRISTIAN 1-0**

2015-16 H W 74-52

**NORTHWESTERN 4-1**

1951-52 H W 69-58  
 1955-56 N W 63-61  
 1964-65 N W 67-65 (P)  
 1975-76 N L 67-72 (P)  
 1980-81 N W 90-70 (P)

**NORTHWESTERN STATE 0-1**

2005-06 N L 61-72

**NOTRE DAME 0-2**

1984-85 A L 70-79 (1)  
 1994-95 N L 69-72 (P)

**NOTRE DAME (CALIF.) 1-0**

1998-99 H W 71-39

**OHIO STATE 1-3**

1951-52 H L 57-61  
 1953-54 A W 62-60  
 1991-92 A L 56-84  
 1992-93 N L 77-85 (P)

**OKLAHOMA 0-5**

1946-47 N L 54-56 (1)  
 1992-93 A L 75-78  
 1993-94 H L 87-93  
 2000-01 N L 60-78  
 2019-20 N L 69-77 (P)

**OKLAHOMA BAPTIST 0-1**

1993-94 N L 69-85

**OKLAHOMA STATE 5-2**

1948-49 N L 30-55 (1)  
 1967-68 N W 49-48  
 1970-71 H W 69-63  
 N W 84-76 (P)  
 1971-72 A W 76-72  
 A W 70-56  
 2014-15 N L 53-66

**OLD DOMINION 1-0**

2018-19 N W 61-56

**ORAL ROBERTS 2-1**

1976-77 N L 68-77 (P)  
 1991-92 H W 112-87  
 2014-15 H W 55-42

**PACIFIC (CALIF.) 1-2**

1929-30 A L 24-26  
 1992-93 H W 79-62  
 1994-95 A L 66-72

**PACIFIC (ORE.) 9-1**

1902-03 W 25-5  
 1906-07 H W 73-2  
 1911-12 H W 47-5  
 1916-17 A L 25-34  
 H W 42-9  
 1917-18 W 25-14  
 W 38-26  
 1923-24 H W 55-11  
 1924-25 W 32-16  
 1934-35 H W 53-11

**PENN 3-0**

1981-82 N W 102-64  
 1984-85 N W 80-58 (P)  
 2018-19 N W 74-58

**PENN STATE 1-0**

1966-67 N W 64-61 ot2

**PEPPERDINE 5-0**

1961-62 N W 69-67 (1)  
 1980-81 A W 82-76  
 1981-82 H W 84-69  
 N W 70-51 (1)  
 2018-19 H W 82-67

**PITTSBURGH 3-0**

1950-51 H W 61-36  
 H W 53-34  
 1981-82 N W 88-58 (P)

**PORTLAND 53-17**

1937-38 H W 39-18  
 W 34-28  
 1938-39 W 48-28  
 1946-47 A W 58-38  
 H W 70-30  
 1947-48 A W 56-45  
 A W 48-44  
 H W 64-54  
 1948-49 A W 43-33  
 H W 70-53  
 N W 61-45  
 1949-50 A W 51-46  
 1950-51 A L 53-58  
 H W 65-60  
 A W 55-43  
 1951-52 A W 52-47  
 A L 48-75  
 H L 43-52  
 1952-53 A L 63-68  
 H W 66-39  
 1953-54 H W 84-65  
 1956-57 N L 55-56  
 1957-58 H W 75-49  
 N W 64-46  
 1959-60 A W 51-43  
 1960-61 H L 44-47  
 A W 58-48  
 1961-62 H W 80-63  
 A W 75-64  
 1962-63 A L 58-67  
 H W 66-51  
 1963-64 A W 97-68  
 H W 95-61  
 1965-66 H W 65-43  
 A W 73-63  
 1966-67 H W 64-44  
 A L 43-48  
 1967-68 H W 65-56  
 A L 61-67  
 1968-69 A W 83-59  
 H W 78-57  
 1969-70 H W 78-62  
 1971-72 H W 88-58  
 1973-74 H W 88-67  
 1975-76 N W 78-71 #  
 1979-80 A L 86-94  
 1980-81 H W 92-57  
 1981-82 A L 63-68  
 N W 61-55 (P)  
 1982-83 H W 55-44  
 1983-84 A W 65-49  
 1984-85 H W 69-54  
 1985-86 A L 57-58  
 1986-87 H W 67-51  
 1987-88 A W 74-62  
 1988-89 H W 106-59  
 1993-94 H W 82-78  
 1994-95 A L 71-74  
 1995-96 A L 50-61  
 1996-97 H W 81-64  
 2001-02 H W 74-60  
 2002-03 A W 71-64  
 2003-04 H L 89-97 ot2  
 2004-05 H W 66-63  
 2005-06 A L 62-76  
 2006-07 H W 65-48  
 2007-08 H W 67-57  
 2013-14 H W 79-73  
 2014-15 A W 65-58 ot  
 2016-17 N L 45-53

**PORTLAND STATE 14-0**

1974-75 H W 76-70  
 1975-76 H W 106-76 #  
 1976-77 A W 89-79  
 1977-78 H W 71-62  
 1978-79 H W 107-67  
 1979-80 H W 92-71  
 1980-81 A W 102-58  
 1996-97 H W 79-60  
 1997-98 H W 67-63  
 2001-02 A W 51-46  
 2002-03 H W 53-50  
 2011-12 H W 101-68  
 2012-13 A W 79-74  
 2019-20 H W 81-76

**PRAIRIE VIEW A&M 4-0**

2003-04 H W 70-53  
 2004-05 A W 67-63  
 2005-06 H W 88-71  
 2016-17 H W 78-58

**PUGET SOUND 3-0**

1972-73 H W 85-66  
 1973-74 H W 84-50  
 1986-87 H W 70-52

**PURDUE 1-0**

2012-13 N W 66-58

**QUINNIPIAC 2-1**

2013-14 H W 76-68  
 2014-15 A L 52-60  
 2015-16 H W 82-61

**RHODE ISLAND 1-0**

1980-81 N W 103-55 (P)

**RICE 3-1**

1956-57 H L 54-55  
 1977-78 N W 75-58 (P)  
 2014-15 H W 67-54  
 2015-16 A W 77-69

**ST. BONAVENTURE 1-0**

1941-42 A W 38-33

**ST. JOHN'S 1-2**

1980-81 A W 57-45  
 2001-02 N L 63-66  
 2017-18 N L 77-82

**ST. JOSEPH'S 1-1**

1985-86 N L 46-64 (P)  
 1988-89 N W 89-67 (P)

**SAINT LOUIS 1-3**

1927-28 A L 23-24  
 1966-67 N L 52-64 (P)  
 2017-18 H W 63-60 (P)  
 2018-19 A L 61-65

**ST. MARTIN'S 1-0**

1997-98 H W 73-61

**ST. MARY'S 3-1**

1929-30 A L 21-29  
 A W 33-20  
 1966-67 H W 61-40  
 1968-69 H W 63-51

**SAMFORD 1-0**

1974-75 H W 87-66

**SAN DIEGO 2-1**

2000-01 A L 71-80  
 2001-02 H W 65-56  
 2012-13 N W 86-79

**SAN DIEGO STATE 1-0**

1971-72 H W 96-90

**SAN FRANCISCO 3-7**

1930-31 A L 18-28  
 1931-32 A L 28-40  
 1947-48 A L 42-44  
 1954-55 A L 34-60  
           H L 56-57 (1)  
 1956-57 H W 62-40  
 1962-63 N W 65-61 (1)  
 1964-65 H L 58-66  
 1967-68 H L 52-63  
 1968-69 A W 60-50

**SAN JOSE STATE 3-0**

1967-68 H W 67-52  
 1986-87 N W 65-55 (P)  
 2019-20 N W 83-48

**SANTA CLARA 6-4**

1929-30 A W 36-30  
 1952-53 H L 66-68  
           H W 69-68  
 1954-55 H W 39-34  
           N L 45-56  
 1984-85 A W 64-62  
 1985-86 H W 77-62  
 1994-95 H W 85-75  
 1995-96 N L 45-50 (P)  
 1997-98 A L 55-68

**SAVANNAH STATE 0-1**

2016-17 H L 90-93 ot

**SEATTLE 15-6**

1954-55 H W 64-59  
           H W 83-71 (1)  
 1957-58 H W 63-55  
 1960-61 H W 67-53  
           N W 73-65 (P)  
 1961-62 H W 82-73 ot2  
           A L 73-74  
           H W 69-65 ot (1)  
 1962-63 A L 58-60  
           H W 66-60  
           N W 70-66 (1)  
 1963-64 A W 85-79  
           H W 76-72  
           N L 57-61 (1)  
 1975-76 H W 91-79 #  
 1976-77 A L 51-55  
 1978-79 N W 83-74 (P)  
 2002-03 H W 81-38  
 2008-09 H W 71-67  
 2009-10 H L 48-99  
 2010-11 A L 80-83

**SEATTLE PACIFIC 3-0**

1977-78 H W 85-54  
 1992-93 H W 69-62  
 2008-09 H W 71-67

**SETON HALL 1-0**

1973-74 N W 88-83

**SIENA 1-0**

2004-05 N W 69-67

**SIUE 1-0**

2013-14 H W 101-81

**SOUTH CAROLINA STATE 2-0**

1999-00 N W 92-57  
 2000-01 H W 62-46

**SOUTH DAKOTA 1-0**

2009-10 N W 62-47

**SOUTH FLORIDA 1-0**

2005-06 N W 61-56

**SOUTHEASTERN LOUISIANA 0-1**

2006-07 H L 63-65

**SOUTHERN COLORADO 1-0**

2000-01 H W 91-23

**SOUTHERN OREGON 1-0**

2016-17 H W 84-59

**SOUTHERN UTAH 2-0**

2001-02 H W 73-63  
 2017-18 H W 99-82

**TEMPLE 2-0**

1969-70 N W 65-44 (P)  
 1972-73 A W 56-50

**TENNESSEE 3-1**

1964-65 N W 48-27 (P)  
 1970-71 A L 61-89  
 1989-90 A W 96-90 ot  
 1990-91 H W 82-66

**TENNESSEE STATE 1-0**

1982-83 N W 59-47 (P)

**TENNESSEE TECH 1-2**

1985-86 N W 69-54 (P)  
 2005-06 A L 62-90  
 2007-08 H L 62-79

**TEXAS 2-4**

1956-57 H L 63-64  
 1967-68 N W 54-42 (P)  
 1995-96 A L 54-83  
 1996-97 H L 83-86  
 2001-02 N L 68-78  
 2011-12 N W 100-95 ot

**TEXAS A&M 2-2**

1941-42 N W 36-30  
 1976-77 N W 80-58 (P)  
 2018-19 H L 64-67 (P)  
 2019-20 A L 49-64

**TEXAS A&M-CORPUS CHRISTI 1-1**

1999-00 H W 82-70  
 2009-10 N L 43-67

**TCU 2-0**

1987-88 N W 63-49 (P)  
 2011-12 H W 101-81 (5)

**TEXAS-PAN AMERICAN 3-0**

2005-06 H W 78-54  
 2010-11 H W 89-69  
 2012-13 H W 84-59

**TEXAS SOUTHERN 0-1**

2010-11 H L 60-66

**TEXAS TECH 0-1**

2009-10 A L 60-64

**TEXAS WESLEYAN 1-0**

1978-79 H W 115-59

**TOWSON 2-1**

2011-12 A W 66-46  
 2012-13 H L 66-67 ot  
 2013-14 H W 76-67

**TULANE 0-1**

1953-54 N L 70-74

**TULSA 1-2**

1998-99 N L 57-59  
 2015-16 H W 76-71 (P)  
 2016-17 A L 64-75

**UC DAVIS 1-0**

2007-08 A W 73-59

**UC IRVINE 3-1**

1994-95 A L 73-89  
 1995-96 H W 64-57  
 1997-98 A W 65-43  
 1998-99 H W 80-70

**UC RIVERSIDE 1-1**

2000-01 H L 63-67  
 2018-19 H W 72-59

**UC SAN DIEGO 2-0**

1992-93 H W 97-39  
 1997-98 H W 116-78

**UC SANTA BARBARA 4-2**

1960-61 A L 53-62  
 1986-87 H W 91-85  
 1987-88 A L 70-71  
 2014-15 H W 76-64  
 2015-16 A W 71-59  
 2019-20 H W 78-67

**UNLV 1-3**

1973-74 H L 59-74  
 1975-76 A L 85-96  
 2004-05 A L 61-86  
 2005-06 H W 69-63

**USC UPSTATE 1-0**

2007-08 N W 65-46

**UT-ARLINGTON 1-0**

2010-11 H W 71-56

**UTAH STATE 8-0**

1939-40 A W 39-38  
           A W 41-39  
 1940-41 A W 43-26  
           A W 39-34  
 1941-42 N W 46-30  
 1948-49 N W 52-38  
 1975-76 A W 81-66 #  
           H W 80-64 #

**UTEP 3-2**

1985-86 H L 49-64  
 1986-87 A W 83-72  
 2008-09 H W 75-69 (5)  
           A L 63-70 (5)  
           H W 81-73 (5)

**UTSA 2-0**

2016-17 H W 72-64  
 2019-20 N W 88-78

**VALPARAISO 0-1**

2015-16 H L 57-63

**VANDERBILT 0-1**

2011-12 N L 62-64

**VERMONT 1-0**

2008-09 H W 71-70 ot (5)

**VILLANOVA 2-1**

1955-56 N L 63-68  
 1965-66 A W 65-59 ot  
 1977-78 N W 58-57 ot (P)

**WAKE FOREST 0-1**

1977-78 A L 74-94

**WASHINGTON-ST. LOUIS 1-0**

1942-43 A W 40-32

**WAYNE STATE 1-0**

1942-43 W 41-29

**WEBER STATE 3-1**

1971-72 H W 82-75  
 1976-77 A W 76-73  
           N L 49-61 (P)  
 1977-78 H W 74-72 ot

**WEST ALABAMA 1-0**

2011-12 H W 93-60

**WEST VIRGINIA 0-3**

1962-63 N L 65-70  
 1973-74 A L 74-78  
 1983-84 N L 62-64 (1)

**WESTERN ILLINOIS 2-0**

1982-83 N W 91-71  
 2011-12 H W 80-59 (5)

**WESTERN MICHIGAN 2-1**

1990-91 H W 101-76  
 1991-92 A L 76-87  
 2005-06 N W 73-68

**WESTERN OREGON 3-0**

1932-33 W 36-24  
 1936-37 W 44-24  
 2006-07 H W 71-58

**WICHITA STATE 2-2**

1958-59 H W 72-55  
 1972-73 H W 78-73  
 1985-86 A L 63-66 ot  
 1987-88 H L 57-60

<b>WILLAMETTE</b>		<b>52-11</b>	
1901-02	A	L	11-63
		W	14-10
1902-03	H	W	13-10
1903-04	A	L	12-14
1904-05		W	45-5
	H	W	22-3
	A	L	18-19
1905-06		W	21-7
1907-08		W	52-13
		W	28-13
1909-10		W	38-27
1910-11		L	15-25
		L	18-22
1911-12	H	W	45-9
	A	W	25-1
1912-13		W	16-14
1914-15		W	28-14
		W	23-14
1915-16	A	W	17-13
1917-18	A	W	10-9
1919-20	A	L	25-26
	H	W	25-18
1920-21		L	26-27
		L	19-36
1921-22	A	W	50-16
		W	43-13
1922-23		W	38-19
		W	39-13
1924-25	H	W	45-19
		W	39-18
1926-27		W	35-16
1928-29	A	W	39-31
		L	21-24
		W	46-22
1929-30		W	34-25
		W	39-36
1930-31	H	W	35-24
1931-32		W	42-32
1932-33		W	38-23
1933-34		W	41-24
1934-35		W	34-23
		W	25-18
1935-36		W	30-29
1936-37		L	28-31
1939-40	A	W	38-20
	H	W	52-30
1940-41	N	W	47-43
1941-42	A	W	44-34
1942-43	H	W	35-18
	H	W	46-28
1943-44	H	W	28-23
	A	L	27-35
1944-45	H	W	43-30
	A	W	36-30
	H	W	48-31
	A	W	33-27
1946-47	H	W	66-29
	A	W	71-35
1947-48	H	W	47-41
1948-49	H	W	63-40
	A	W	43-41
1951-52	A	W	64-54
2003-04	H	W	84-53

<b>WISCONSIN</b>		<b>2-1</b>	
1927-28	A	L	21-36
1949-50	A	W	49-36
1960-61	N	W	56-54 (P)
<b>WISCONSIN-PARKSIDE</b>		<b>1-0</b>	
1979-80	H	W	74-46
<b>WYOMING</b>		<b>10-4</b>	
1946-47	N	W	63-46 (1)
1948-49	H	W	55-50
	H	L	52-53 ot
1955-56	H	W	53-46
	H	L	51-52
1956-57	A	W	68-65
1972-73	N	W	81-56 (P)
1977-78	H	W	79-69
1978-79	A	W	71-56
1999-00	H	W	83-77
2000-01	N	L	53-65
2017-18	H	L	66-75
2018-19	H	W	83-64
2019-20	A	W	83-63
<b>YALE</b>		<b>1-0</b>	
1957-58	H	W	79-69

# NCAA TOURNAMENT APPEARANCES

## NCAA TOURNAMENT (17 APPEARANCES, 12-20 RECORD)

YEAR	DATE	SITE	ROUND	RESULT (SEEDING IN PARENTHESIS)
1947	March 21	Kansas City, Mo.	West Regional Semifinals	L Oklahoma 56, Oregon State 54
	March 22	Kansas City, Mo.	West Regional Consolation	W Oregon State 63, Wyoming 46
1949	March 18	Kansas City, Mo.	West Regional Semifinals	W Oregon State 56, Arkansas 38
	March 19	Kansas City, Mo.	West Regional Final	L Oklahoma State 55, Oregon State 30
1955	March 25	Seattle, Wash.	Final Four — Third Place Game	L Illinois 57, Oregon State 53
	March 11	Corvallis, Ore.	West Regional Semifinals	W Oregon State 83, Seattle 71
1962	March 12	Corvallis, Ore.	West Regional Final	L San Francisco 57, Oregon State 56
	March 13	Corvallis, Ore.	West Regional First Round	W Oregon State 69, Seattle 65 (OT)
1963	March 16	Provo, Utah	West Regional Semifinals	W Oregon State 69, Pepperdine 67
	March 17	Provo, Utah	West Regional Final	L UCLA 88, Oregon State 69
1964	March 11	Eugene, Ore.	West Regional First Round	W Oregon State 70, Seattle 66
	March 15	Provo, Utah	West Regional Semifinals	W Oregon State 65, San Francisco 61
1966	March 12	Los Angeles, Calif.	West Regional Semifinals	W Oregon State 83, Arizona State 65
	March 11	Los Angeles, Calif.	West Regional Final	L Cincinnati 80, Oregon State 46
1975	March 15	Lexington, Ky.	Mideast Regional First Round	L Duke 85, Oregon State 63
	March 20	Dayton, Ohio	Mideast Regional Semifinals	L Seattle 61, Oregon State 57
1980	March 22	Dayton, Ohio	Mideast Regional Consolation	W Oregon State 63, Houston 60
	March 8	Ogden, Utah	West Regional Second Round	L Utah 70, Oregon State 64
1981	March 14	Los Angeles, Calif.	West Regional Second Round	W Oregon State 78, Middle Tennessee State 67
	March 14	Pullman, Wash.	West Regional Second Round	L Indiana 81, Oregon State 71
1982	March 18	Provo, Utah	West Regional Semifinals	L Central Michigan 88, Oregon State 87
	March 20	Provo, Utah	West Regional Final	L (10) Lamar 81, (2) Oregon State 77
1984	March 15	Birmingham, Ala.	Mideast Regional First Round	L (8) Kansas State 50, (1) Oregon State 48
	March 14	South Bend, Ind.	Southeast Regional First Round	W (2) Oregon State 70, (7) Pepperdine 51
1985	March 14	South Bend, Ind.	Southeast Regional First Round	W (2) Oregon State 60, (3) Idaho 42
	March 17	Atlanta, Ga.	Southeast Regional First Round	L (1) Georgetown 69, (2) Oregon State 45
1988	March 15	Tucson, Ariz.	West Regional First Round	L (11) West Virginia 64, (6) Oregon State 62
	March 15	Salt Lake City, Utah	West Regional First Round	L (7) Notre Dame 79, (10) Oregon State 70
1989	March 15	Salt Lake City, Utah	West Regional First Round	L (5) Louisville 70, (12) Oregon State 61
	March 15	Salt Lake City, Utah	West Regional First Round	L (11) Evansville 94, (6) Oregon State 90 (OT)
1990	March 15	Salt Lake City, Utah	West Regional First Round	L (12) Ball State 54, (5) Oregon State 53
	March 18	Oklahoma City, Okla.	West Regional First Round	L (10) VCU 75, (7) Oregon State 67

### 1947 NCAA WEST REGIONAL SEMIFINALS OKLAHOMA 56, OREGON STATE 54 MARCH 21 AT KANSAS CITY, MO.

Oregon State scoring: Lew Beck 20, Red Rocha 12, Cliff Crandall 8, Dan Torrey 6, Alex Petersen 5, Morris Silver 2, Erland Anderson 1, Frank Roelandt 0, Don Samuel 0  
Oklahoma scoring: Courty 17, Tucker 17, Reich 11, Waters 5, Paine 4, Jones 0, Landon 0, Merchant 0  
Halftime Score: Oklahoma 32, Oregon State 27

### 1947 NCAA WEST REGIONAL CONSOLATION OREGON STATE 63, WYOMING 46 MARCH 22 AT KANSAS CITY, MO.

Oregon State scoring: Lew Beck 20, Erland Anderson 10, Red Rocha 9, Cliff Crandall 8, Dan Torrey 6, Alex Petersen 6, Morris Silver 4, Norm Carey 0, Doug Martin 0  
Wyoming scoring: Reese 17, Todrovich 11, Volker 11, Collins 5, Peyton 1, Pilch 1, Bloom 0, Doty 0, Rogers 0  
Halftime Score: Oregon State 32, Wyoming 27

### 1949 NCAA WEST REGIONAL SEMIFINALS OREGON STATE 56, ARKANSAS 38 MARCH 18 AT KANSAS CITY, MO.

Oregon State scoring: Dick Ballentyne 13, Cliff Crandall 13, Alex Petersen 10, Bill Harper 7, Dan Torrey 6, Ed Fleming 2, Paul Sliper 2, Harvey Watt 2, Len Rinearson 1, James Catterall 0, Tommy Holman 0, Ray Snyder 0  
Arkansas scoring: Horton 12, Cathcart 6, Campbell 5, Ambler 4, Rankin 4, Kearns 3, Coleman 2, Hudspeth 2, Williams 2, Adams 0, Price 0  
Halftime Score: Oregon State 21, Arkansas 17

### 1949 NCAA WEST REGIONAL FINAL OKLAHOMA STATE 55, OREGON STATE 30 MARCH 19 AT KANSAS CITY, MO.

Oregon State scoring: Cliff Crandall 11, Tommy Holman 4, Alex Petersen 4, Dick Ballentyne 3, Ed Fleming 2, Bill Harper 2, Ray Snyder 2, James Catterall 1, Dan Torrey 1, Len Rinearson 0, Paul Sliper 0, Harvey Watt 0  
Oklahoma State scoring: Harris 23, Shelton 13, Parks 8, Bradley 7, Smith 4, Hayes 0, Hobbs 0, McArthur 0, Pilgram 0, Yates 0  
Halftime Score: Oklahoma State 21, Oregon State 11

### 1949 NCAA FINAL FOUR — THIRD PLACE GAME ILLINOIS 57, OREGON STATE 53 MARCH 23 AT SEATTLE, WASH.

Oregon State scoring: Cliff Crandall 18, Dick Ballentyne 8, Alex Petersen 8, Harvey Watt 6, Ed Fleming 5, Ray Snyder 4, Bill Harper 2, Len Rinearson 2, Dan Torrey 0  
Illinois scoring: Osterkorn 17, Eddelman 11, Foley 7, Green 7, Kersulis 7, Erickson 6, Sundrig 2, Anderson 0  
Halftime Score: Illinois 28, Oregon State 19

### 1955 NCAA WEST REGIONAL SEMIFINALS OREGON STATE 83, SEATTLE 71 MARCH 11 IN CORVALLIS

Oregon State scoring: Swede Halbook 21, Tony Vlastelica 14, Bill Toole 10, Phil Shadoin 10, Tex Whiteman 9, Jay Dean 7, Reggie Halligan 4, Johnny Jarboe 4, Bob Allord 2, Ron Fundingsland 2, Larry Paulus 0  
Seattle scoring: Godes 16, Stricklin 14, Glowaski 11, Bauer 8, Fuhrer 7, Malone 7, Kelly 6, Vaughn 2, Cox 0  
Halftime Score: Oregon State 50, Seattle 36

**1955 NCAA WEST REGIONAL FINAL  
SAN FRANCISCO 57, OREGON STATE 56  
MARCH 12 IN CORVALLIS**

Oregon State scoring: Swede Halbrook 18, Tony Vlastelica 12, Tex Whiteman 11, Bill Toole 6, Reggie Halligan 5, Ron Robins 4, Johnny Jarboe 0, Phil Shadoin 0  
San Francisco scoring: Russell 29, Jones 11, Wiebusch 6, Buchanan 4, Perry 4, Mullen 2, Baxter 1, Zannini 0  
Halftime Score: San Francisco 30, Oregon State 27

**1962 NCAA WEST REGIONAL FIRST ROUND  
OREGON STATE 69, SEATTLE 65 (OT)  
MARCH 13 IN CORVALLIS**

Oregon State scoring: Jay Carty 27, Mel Counts 20, Steve Pauly 11, David Hayward 7, Terry Baker 4, Tim Campbell 0, Bob Jacobson 0, Ray Torgerson 0  
Seattle scoring: Miles 26, Shaules 16, Butler 8, Dunston 7, Tresvant 4, Brennan 2, Preston 2, Smither 0, Stautz 0  
Halftime Score: Seattle 29, Oregon State 23  
End of Regulation: Oregon State 59, Seattle 59

**1962 NCAA WEST REGIONAL SEMIFINALS  
OREGON STATE 69, PEPPERDINE 67  
MARCH 16 AT PROVO, UTAH**

Oregon State scoring: Terry Baker 15, Mel Counts 15, Steve Pauly 15, Jay Carty 14, Bob Jacobson 10, Tim Campbell 0, David Hayward 0, Ray Torgerson 0  
Pepperdine scoring: Warlick 23, Tift 15, Tinsley 13, Dinnel 8, Smith 8, Bridges 0, Dougan 0  
Halftime Score: Oregon State 35, Pepperdine 30

**1962 NCAA WEST REGIONAL FINAL  
UCLA 88, OREGON STATE 69  
MARCH 17 AT PROVO, UTAH**

Oregon State scoring: Mel Counts 24, Steve Pauly 10, Jay Carty 9, Terry Baker 6, David Hayward 6, Bob Jacobson 5, Ray Torgerson 4, Lynn Baxter 3, Gary Rossi 2, Rex Benner 0, Tim Campbell 0  
UCLA scoring: Green 23, Hazzard 17, Cunningham 12, Waxman 12, Blackman 7, Slaughter 7, Hicks 4, Gower 2, Rosvall 2, Stewart 2, Huggins 0, Milhorn 0  
Halftime Score: UCLA 44, Oregon State 30

**1963 NCAA WEST REGIONAL FIRST ROUND  
OREGON STATE 70, SEATTLE 66  
MARCH 11 AT EUGENE, ORE.**

Oregon State scoring: Mel Counts 30, Steve Pauly 13, Terry Baker 9, Frank Peters 8, Jim Jarvis 6, David Hayward 2, Jim Kraus 2, Gary Rossi 0  
Seattle scoring: Miles 28, Tresvant 16, Smither 9, Williams 8, Dunston 5, Preston 0  
Halftime Score: Oregon State 35, Seattle 29

**1963 NCAA WEST REGIONAL SEMIFINALS  
OREGON STATE 65, SAN FRANCISCO 61  
MARCH 15 AT PROVO, UTAH**

Oregon State scoring: Mel Counts 22, Terry Baker 21, Frank Peters 9, Jim Jarvis 8, Jim Kraus 3, Steve Pauly 2, Tim Campbell 0  
San Francisco scoring: E. Thomas 21, Johnson 15, Lee 12, Brovelli 7, Moffatt 4, Brainard 2, Belluomini 0, H. Thomas 0  
Halftime Score: Oregon State 35, San Francisco 30

**1963 NCAA WEST REGIONAL FINAL  
OREGON STATE 83, ARIZONA STATE 65  
MARCH 16 AT PROVO, UTAH**

Oregon State scoring: Mel Counts 26, Steve Pauly 21, Terry Baker 15, Frank Peters 14, Jim Jarvis 5, Gary Rossi 2, Jim Kraus 0, Ray Torgerson 0  
Arizona State scoring: Caldwell 17, Cerkvenik 16, Becker 13, Senitza 8, Dairman 6, Howard 3, Disarufino 2  
Halftime Score: Oregon State 43, Arizona State 38

**1963 NCAA FINAL FOUR — NATIONAL SEMIFINALS  
CINCINNATI 80, OREGON STATE 46  
MARCH 22 AT LOUISVILLE, KY.**

Oregon State scoring: Mel Counts 20, Jim Jarvis 5, Rex Benner 4, Frank Peters 4, Steve Pauly 4, Jim Kraus 3, Gary Rossi 2, Ray Torgerson 2, Tim Campbell 1, David Hayward 1, Terry Baker 0  
Cincinnati scoring: Wilson 24, Bonham 14, Thacker 14, Yates 12, Cunningham 4, Meyer 3, Abernathy 2, Elsasser 2, Shingleton 2, Smith 2, Heidetting 1  
Halftime Score: Cincinnati 30, Oregon State 27

**1963 NCAA FINAL FOUR — THIRD PLACE GAME  
DUKE 85, OREGON STATE 63  
MARCH 23 AT LOUISVILLE, KY.**

Oregon State scoring: Mel Counts 25, Steve Pauly 12, Frank Peters 8, Terry Baker 7, Jim Jarvis 7, David Hayward 4, Rex Benner 0, Jim Kraus 0, Ray Torgerson 0  
Duke scoring: Heyman 22, Schmidt 20, Mullins 14, Tison 11, Harrison 9, Buckley 6, Ferguson 2, Herbster 1, Cox 0, Jamieson 0, Kitching 0  
Halftime Score: Duke 34, Oregon State 23

**1964 NCAA WEST REGIONAL FIRST ROUND  
SEATTLE 61, OREGON STATE 57  
MARCH 10 AT EUGENE, ORE.**

Oregon State scoring: Mel Counts 27, Scott Eaton 8, Jim Jarvis 8, Frank Peters 6, Terry Dreisewerd 4, Jim Kraus 2, Rick Whelan 2, Lynn Baxter 0, Rex Benner 0  
Seattle scoring: Heyward 14, Vermillion 13, Williams 12, Wheeler 9, Phillips 7, Tresvand 5, Turney 1, Griffin 0, Tebbs 0  
Halftime Score: Oregon State 34, Seattle 31

**1966 NCAA WEST REGIONAL SEMIFINALS  
OREGON STATE 63, HOUSTON 60  
MARCH 11 AT LOS ANGELES, CALIF.**

Oregon State scoring: Rick Whelan 24, Loy Petersen 13, Ed Fredenburg 10, Charlie White 10, Scott Eaton 6, Harry Gunner 0  
Houston scoring: Hamood 18, Hayes 14, Kruse 8, Chaney 6, Grider 6, Apolskis 3, Lentz 3, Ballard 2  
Halftime Score: Houston 30, Oregon State 28

**1966 NCAA WEST REGIONAL FINAL  
UTAH 70, OREGON STATE 64  
MARCH 12 AT LOS ANGELES, CALIF.**

Oregon State scoring: Charlie White 20, Ed Fredenburg 15, Scott Eaton 13, Rick Whelan 10, Loy Petersen 5, Harry Gunner 1, Ray Carlile 0  
Utah scoring: Chambers 33, Tate 16, Jackson 10, Ockel 5, MacKay 4, Black 2  
Halftime Score: Utah 41, Oregon State 24

**1975 NCAA MIDEAST REGIONAL FIRST ROUND  
OREGON STATE 78, MID. TENNESSEE ST. 67  
MARCH 15 AT LEXINGTON, KY.**

Oregon State scoring: Lonnie Shelton 23, Don Smith 15, Doug Oxsen 11, Paul Miller 10, Roosevelt Daniel 6, George Tucker 3, Tim Hennessey 2, Leon Jordan 2, Rickey Lee 2, Charlie Neal 2, Brad Woolrich 2, Steve Bakke 0, Mark Gregg 0, Carl Runyon 0  
Middle Tennessee State scoring: Sorrell 23, Martin 18, Darcus 11, Sisneros 10, Peeler 5, Allen 0, Bonner 0, Collins 0, Malcolm 0, Taylor 0  
Halftime Score: Oregon State 30, Middle Tennessee State 19

**1975 NCAA MIDEAST REGIONAL SEMIFINALS  
INDIANA 81, OREGON STATE 71  
MARCH 20 AT DAYTON, OHIO**

Oregon State scoring: Don Smith 14, Paul Miller 9, Roosevelt Daniel 8, Rickey Lee 8, George Tucker 8, Lonnie Shelton 7, Charlie Neal 6, Doug Oxsen 4, Carl Runyon 4, Tim Hennessey 3  
Indiana scoring: Green 34, Benson 23, Wilkerson 10, Buckner 6, Laskowski 4, Crews 2, Radford 2, Abernathy 0, Ahlfeld 0, Haymore 0, Kamstra 0, May 0, Noort 0, Wisman 0  
Halftime Score: Indiana 48, Oregon State 27

**1975 NCAA MIDEAST REGIONAL CONSOLATION  
CENTRAL MICHIGAN 88, OREGON STATE 87  
MARCH 22 AT DAYTON, OHIO**

Oregon State scoring: Don Smith 18, Paul Miller 16, George Tucker 13, Charlie Neal 10, Lonnie Shelton 10, Rickey Lee 8, Doug Oxsen 8, Roosevelt Daniel 4  
Central Michigan scoring: Roundfield 25, McElroy 21, Drake 10, Helmink 9, Alexander 7, Davis 6, Kaeding 4, McClain 4, Parks 2, Cicotte 0  
Halftime Score: Central Michigan 49, Oregon State 41

**1980 NCAA WEST REGIONAL SECOND ROUND  
LAMAR 81, OREGON STATE 77  
MARCH 8 AT OGDEN, UTAH**

Oregon State scoring: Steve Johnson 24, Ray Blume 22, Rob Holbrook 10, Mark Radford 9, William Brew 8, Dwayne Allen 2, Tony Martin 2, Vince Hinchen 0, Bill McShane 0, Jeff Stoutt 0  
Lamar scoring: Davis 18, Olliver 18, Brooks 15, Kea 11, Lewis 11, Williams 8, Rutler 0  
Halftime Score: Lamar 42, Oregon State 35

**1981 NCAA WEST REGIONAL SECOND ROUND  
KANSAS STATE 50, OREGON STATE 48  
MARCH 14 AT LOS ANGELES, CALIF.**

Oregon State scoring: Steve Johnson 16, Ray Blume 10, Mark Radford 8, Lester Conner 6, Jeff Stoutt 4, Charlie Sitton 4, Rob Holbrook 0, Bill McShane 0  
Kansas State scoring: Blackman 14, Adams 12, Nealy 11, Galvao 8, Reed 5, Barton 0, Craft 0, Jankovich 0, Reid 0  
Halftime Score: Oregon State 26, Kansas State 19

**1982 NCAA WEST REGIONAL SECOND ROUND  
OREGON STATE 70, PEPPERDINE 51  
MARCH 14 AT PULLMAN, WASH.**

Oregon State scoring: Danny Evans 18, Lester Conner 16, Charlie Sitton 14, William Brew 9, A.C. Green 8, Rob Holbrook 4, Jeff Wilson 1, Jamie Stangel 0, Alan Tait 0  
Pepperdine scoring: Phillips 16, Suttle 10, Bond 9, Sadler 6, Anger 4, Wilson 4, Netherton 2, Gondrezick 0, McCollum 0, Stevens 0  
Halftime Score: Oregon State 33, Pepperdine 27

**1982 NCAA WEST REGIONAL SEMIFINALS  
OREGON STATE 60, IDAHO 42  
MARCH 18 AT PROVO, UTAH**

Oregon State scoring: Lester Conner 24, Charlie Sitton 16, A.C. Green 8, Danny Evans 6, Rob Holbrook 4, William Brew 2, Alan Tait 0, Jamie Stangel 0, Jeff Wilson 0, Greg Wiltjer 0  
Idaho scoring: Herbert 12, Hopson 10, Kellerman 10, Owens 7, Prigge 2, Smith 1, Haatvedt 0, Haskins 0, Mahen 0, Murchison 0, Ross 0, Watkins 0  
Halftime Score: Oregon State 31, Idaho 25

**1982 NCAA WEST REGIONAL FINAL  
GEORGETOWN 69, OREGON STATE 45  
MARCH 20 AT PROVO, UTAH**

Oregon State scoring: Lester Conner 13, Charlie Sitton 12, A.C. Green 10, Danny Evans 8, Rob Holbrook 2, Alan Tait 0, William Brew 0, Jamie Stangel 0, Greg Wiltjer 0  
Georgetown scoring: Floyd 22, Ewing 13, Brown 9, Spriggs 8, Jones 7, Hancock 4, E. Smith 4, Kaull 2, Blaylock 0, Blue 0, Martin 0, G. Smith 0  
Halftime Score: Georgetown 42, Oregon State 25

**1984 NCAA MIDEAST REGIONAL FIRST ROUND  
WEST VIRGINIA 64, OREGON STATE 62  
MARCH 15 AT BIRMINGHAM, ALA.**

Oregon State scoring: A.C. Green 18, Charlie Sitton 15, Steve Woodside 12, Alan Tait 10, Darrin Houston 4, Darryl Flowers 2, Tyrone Miller 1, Jamie Stangel 0  
West Virginia scoring: Odom 15, Rowe 11, Blaney 10, Brown 8, Kearney 8, King 8, Crawl 4, Pinckney 0  
Halftime Score: Oregon State 31, West Virginia 28

**1985 NCAA SOUTHEAST REGIONAL FIRST ROUND  
NOTRE DAME 79, OREGON STATE 70  
MARCH 14 AT NOTRE DAME, IND.**

Oregon State scoring: A.C. Green 26, Darryl Flowers 13, Darrin Houston 12, Tyrone Miller 10, Steve Woodside 5, Eric Knox 4, Dean Derrah 0, Pat Giusti 0, Mark Kaska 0  
Notre Dame scoring: Rivers 21, Price 16, Hicks 14, Royal 12, Kempton 9, Dolan 7, Barlow 0, Duff 0, Voce 0  
Halftime Score: Notre Dame 35, Oregon State 26

**1988 NCAA SOUTHEAST REGIONAL FIRST ROUND  
LOUISVILLE 70, OREGON STATE 61  
MARCH 17 AT ATLANTA, GA.**

Oregon State scoring: Earl Martin 20, Bill Sherwood 17, Gary Payton 12, Will Brantley 8, Eric Knox 4, Bob Cavell 0, Allan Celestine 0, Shawn Freeman 0, Joe Harge 0  
Louisville scoring: Ellison 23, Crook 22, Smith 10, Williams 6, Payne 5, Spencer 4, Abram 0  
Halftime Score: Oregon State 28, Louisville 28

**1989 NCAA WEST REGIONAL FIRST ROUND  
EVANSVILLE 94, OREGON STATE 90 (OT)  
MARCH 15 AT TUCSON, ARIZ.**

Oregon State scoring: Gary Payton 31, Will Brantley 17, Eric Knox 12, Lamont McIntosh 12, Teo Alibegovic 10, Earl Martin 8, Bob Cavell 0, Allan Celestine 0  
Evansville scoring: Haffner 26, Hill 21, Godfread 19, Crafton 13, Shreffler 13, Bomba 2, Blab 0, Mack 0  
Halftime Score: Oregon State 39, Evansville 37  
End of Regulation: Oregon State 78, Evansville 78

**1990 NCAA WEST REGIONAL FIRST ROUND  
BALL STATE 54, OREGON STATE 53  
MARCH 15 AT SALT LAKE CITY, UTAH**

Oregon State scoring: Gary Payton 11, Scott Haskin 9, Charles McKinney 9, Teo Alibegovic 7, Will Brantley 6, Earl Martin 6, Bob Cavell 3, Karl Anderson 2, Allan Celestine 0  
Ball State scoring: Thompson 24, Kidd 9, McCurdy 9, Butts 7, Miller 4, Spicer 1, Cross 0, Muller 0, Parrish 0  
Halftime Score: Oregon State 30, Ball State 29

**2016 NCAA WEST REGIONAL FIRST ROUND  
VCU 75, OREGON STATE 67  
MARCH 18 AT OKLAHOMA CITY, OKLA.**

Oregon State scoring: Gary Payton II 19, Derrick Bruce 15, Drew Eubanks 13, Stephen Thompson Jr. 6, Jarmal Reid 5, Malcolm Duvivier 3, Olaf Schaffenaar 2, Cheikh N'diaye 2, Langston Morris-Walker 2, Gligorije Rakocevic 0  
VCU scoring: JeQuan Lewis 21, Mo Alie-Cox 20, Melvin Johnson 12, Korey Billbury 6, Ahmed Hamdy-Mohamed 5, Justin Tillman 4, Jordan Burgess 3, Jonathan Williams 2, Doug Brooks 2  
Halftime Score: VCU 36, Oregon State 28

# NATIONAL INVITATIONAL TOURNAMENT (NIT) APPEARANCES

## NATIONAL INVITATIONAL TOURNAMENT (4 APPEARANCES, 3-4 RECORD)

YEAR	DATE	SITE	ROUND	RESULT
1979	March 7	Corvallis	First Round	L Nevada 62, Oregon State 61
1983	March 16	Corvallis	First Round	W Oregon State 77, Idaho 59
	March 21	Corvallis	Second Round	W Oregon State 88, New Orleans 71
	March 24	Corvallis	Third Round	L Fresno State 76, Oregon State 67
1987	March 13	Albuquerque, N.M.	First Round	W Oregon State 85, New Mexico 82
	March 17	Corvallis	Second Round	L California 65, Oregon State 62
2005	March 16	Corvallis	First Round	L Cal State Fullerton 85, Oregon State 83 (OT)

### 1979 NIT FIRST ROUND

#### NEVADA 62, OREGON STATE 61 MARCH 7 AT CORVALLIS, ORE.

Oregon State scoring: Steve Johnson 22, Ray Blume 16, Mark Radford 13, Tony Martin 9, Rob Holbrook 1, Dwayne Allen 0, Jeff Stoutt 0, Steve Smith 0

Nevada scoring: Mike Gray 27, Edgar Jones 16, Johnny High 7, Mike Stallings 6, Steve Hunter 4, Mike Longero 2, Thaxter Arterberry 0

Halftime Score: Oregon State 33, Nevada 29

### 1983 NIT FIRST ROUND

#### OREGON STATE 77, IDAHO 59 MARCH 16 AT CORVALLIS, ORE.

Oregon State scoring: Charlie Sitton 21, Danny Evans 18, Steve Woodside 18, William Brew 7, Alan Tait 7, A.C. Green 2, Darryl Flowers 2, Andy Mott 2, Tyrone Miller 0, Jamie Stangel 0, Jeff Wilson 0, Brett Starr 0

Idaho scoring: Brian Kellerman 21, Kelvin Smith 12, Phil Hopson 8, Pete Prigge 6, Stan Arnold 6, Zane Frazier 6, Joe Sweeney 0, Freeman Watkins 0, Ben Ross 0, Pete Reitz 0

Halftime Score: Idaho 35, Oregon State 32

### 1983 NIT SECOND ROUND

#### OREGON STATE 88, NEW ORLEANS 71 MARCH 21 AT CORVALLIS, ORE.

Oregon State scoring: A.C. Green 18, Danny Evans 15, Charlie Sitton 15, Alan Tait 14, Darryl Flowers 13, William Brew 5, Steve Woodside 4, Jamie Stangel 4, Andy Mott 0, Tyrone Miller 0, Jeff Wilson 0, Brett Starr 0

New Orleans scoring: Mark Petteway 14, Claude Butler 12, Oscar Taylor 10, Eugene Washington 10, Lester Beans 8, Acie Sanders 7, Terrence Breaux 6, John Harris 2, Wade Blundell 2, Tim Peyton 0

Halftime Score: Oregon State 44, New Orleans 28

### 1983 NIT THIRD ROUND

#### FRESNO STATE 76, OREGON STATE 67 MARCH 24 AT CORVALLIS, ORE.

Oregon State scoring: Danny Evans 16, Charlie Sitton 15, A.C. Green 9, William Brew 9, Darryl Flowers 8, Steve Woodside 4, Alan Tait 2, Andy Mott 2, Jamie Stangel 2

Fresno State scoring: Bernard Thompson 26, Ron Anderson 22, Mitch Arnold 10, Desi Barmore 8, Tyrone Bradley 8, Omel Nieves 2, Cleave Lewis 0, Dave Mosebar 0

Halftime Score: Oregon State 29, Fresno State 28

### 1987 NIT FIRST ROUND

#### OREGON STATE 85, NEW MEXICO 82 MARCH 13 AT ALBUQUERQUE, N.M.

Oregon State scoring: Gary Payton 18, Jose Ortiz 17, Bill Sherwood 16, Eric Knox 15, Earl Martin 11, Joe Harge 4, Brian Brundage 4, Todd Thomas 0, Troy Berry 0

New Mexico scoring: Hunter Greene 29, Kelvin Scarborough 29, Rob Loeffel 10, Mike Winters 7, Kelly Graves 7, Darrell McGee 0, George Adams 0

Halftime Score: Oregon State 43, New Mexico 37

### 1987 NIT SECOND ROUND

#### CALIFORNIA 65, OREGON STATE 62 MARCH 17 AT CORVALLIS, ORE.

Oregon State scoring: Jose Ortiz 25, Eric Knox 14, Gary Payton 13, Earl Martin 7, Todd Thomas 3, Bill Sherwood 0, Joe Harge 0, Shawn Freeman 0, Troy Berry 0, Brian Brundage 0

California scoring: Kevin Johnson 28, Dave Butler 12, Jon Wheeler 12, Bryant Wilson 8, Eddie Javius 3, Chris Washington 2, Hartmut Ortmann 0, Keith Smith 0, Jeff Huling 0

Halftime Score: California 40, Oregon State 35

### 2005 NIT FIRST ROUND

#### CAL STATE FULLERTON 85, OREGON STATE 83 (OT) MARCH 16 AT CORVALLIS, ORE.

Oregon State scoring: David Lucas 26, Nick DeWitz 18, J.S. Nash 15, Chris Stephens 12, Lamar Hurd 6, Jason Fontenet 5, Kenny Hooks 1, Kyle Jeffers 0, Sasa Cuic 0

Cal State Fullerton scoring: Ralph Holmes 27, Bobby Brown 27, Yaphett King 11, Jamaal Brown 11, Jermaine Harper 9, Justin Burns 0, Vershan Cottrell 0

Halftime Score: Cal State Fullerton 51, Oregon State 35

End of Regulation Score: Oregon State 74, Cal State Fullerton 74



# COLLEGE BASKETBALL INVITATIONAL (CBI) APPEARANCES

## COLLEGE BASKETBALL INVITATIONAL (4 APPEARANCES, 7-4 RECORD)

YEAR	DATE	SITE	ROUND	RESULT
2009	March 18	Corvallis	First Round	W Oregon State 49, Houston 45
	March 23	Corvallis	Quarterfinals	W Oregon State 71, Vermont 70 (OT)
	March 25	Corvallis	Semifinals	W Oregon State 65, Stanford 62 (OT)
	March 30	Corvallis	Championship Series	W Oregon State 75, UTEP 69
	April 1	El Paso, Texas	Championship Series	L UTEP 70, Oregon State 63
	April 3	El Paso, Texas	Championship Series	W Oregon State 81, UTEP 73
2010	March 17	Corvallis	First Round	L Boston University 96, Oregon State 78
2012	March 14	Corvallis	First Round	W Oregon State 80, Western Illinois 59
	March 19	Corvallis	Quarterfinals	W Oregon State 101, TCU 81
	March 21	Corvallis	Semifinals	L Washington State 72, Oregon State 55
2014	March 19	Corvallis	First Round	L Radford 96, Oregon State 92

### 2009 CBI FIRST ROUND OREGON STATE 49, HOUSTON 45 MARCH 18 AT CORVALLIS, ORE.

Oregon State scoring: Daniel Deane 14, Omari Johnson 11, Seth Tarver 6, Roeland Schaftenaar 6, Calvin Haynes 6, Rickey Claitt 3, Lathen Wallace 3, Josh Tarver 0, Calvin Hampton 0  
Houston scoring: Kelvin Lewis 18, Zamal Nixon 12, Aubrey Coleman 9, Marcus Cousin 4, DaShaun Williams 2, Qa'rraan Calhoun 0, Sean Coleman 0, Desmond Wade 0, Nick Mosley 0, Horace McGloster 0  
Halftime Score: Houston 19, Oregon State 16

### 2009 CBI QUARTERFINALS OREGON STATE 71, VERMONT 70 (OT) MARCH 23 AT CORVALLIS, ORE.

Oregon State scoring: Calvin Haynes 19, Roeland Schaftenaar 14, Lathen Wallace 12, Rickey Claitt 10, Seth Tarver 8, Josh Tarver 8, Kevin McShane 0, Omari Johnson 0, Daniel Deane 0  
Vermont scoring: Marqus Blakely 17, Mike Trimboli 15, Joey Accaoui 12, Maurice Joseph 7, Colin McIntosh 6, Nick Vier 6, Garvey Young 5, Evan Field 2, Jordan Clarke 0, Garrett Kissel 0  
Halftime Score: Vermont 38, Oregon State 36  
End of Regulation Score: Oregon State 67, Vermont 67

### 2009 CBI SEMIFINALS OREGON STATE 65, STANFORD 62 (OT) MARCH 25 AT CORVALLIS, ORE.

Oregon State scoring: Lathen Wallace 16, Roeland Schaftenaar 14, Calvin Haynes 10, Seth Tarver 8, Rickey Claitt 7, Josh Tarver 5, Omari Johnson 5, Daniel Deane 0  
Stanford scoring: Anthony Goods 20, Lawrence Hill 14, Landry Fields 11, Kenny Brown 5, Mitch Johnson 4, Jeremy Green 3, Drew Shiller 3, Josh Owens 2, Jack Trotter 2  
Halftime Score: Oregon State 28, Stanford 26  
End of Regulation Score: Oregon State 54, Stanford 54

### 2009 CBI CHAMPIONSHIP SERIES OREGON STATE 75, UTEP 69 MARCH 30 AT CORVALLIS, ORE.

Oregon State scoring: Roeland Schaftenaar 19, Lathen Wallace 18, Seth Tarver 17, Rickey Claitt 13, Josh Tarver 4, Calvin Haynes 3, Joey McConnell 1, Kevin McShane 0, Kyle Bjornstad 0, Calvin Hampton 0, Omari Johnson 0, Daniel Deane 0  
UTEP scoring: Randy Culpepper 20, Stefon Jackson 17, Arnett Moultrie 16, Wayne Portalatin 8, Gabriel McCulley 5, Julyan Stone 3, Jason

Jones 0, Isaac Gordon 0, Chano Rashiduddin 0  
Halftime Score: Oregon State 35, UTEP 29

### 2009 CBI CHAMPIONSHIP SERIES UTEP 70, OREGON STATE 63 APRIL 1 AT EL PASO, TEXAS

Oregon State scoring: Roeland Schaftenaar 17, Calvin Haynes 10, Lathen Wallace 9, Seth Tarver 8, Omari Johnson 6, Daniel Deane 6, Josh Tarver 5, Rickey Claitt 2, Calvin Hampton 0  
UTEP scoring: Stefon Jackson 28, Randy Culpepper 17, Arnett Moultrie 12, Julyan Stone 7, Gabriel McCulley 6, Wayne Portalatin 0, Jason Jones 0, Isaac Gordon 0, Chano Rashiduddin 0  
Halftime Score: Oregon State 35, UTEP 30

### 2009 CBI CHAMPIONSHIP SERIES OREGON STATE 81, UTEP 73 APRIL 3 AT EL PASO, TEXAS

Oregon State scoring: Rickey Claitt 28, Lathen Wallace 14, Roeland Schaftenaar 12, Omari Johnson 9, Josh Tarver 6, Seth Tarver 5, Daniel Deane 5, Calvin Haynes 2, Kyle Bjornstad 0, Joey McConnell 0  
UTEP scoring: Stefon Jackson 26, Arnett Moultrie 19, Randy Culpepper 16, Wayne Portalatin 4, Julyan Stone 4, Jason Jones 2, Chano Rashiduddin 2, Isaac Gordon 0, Gabriel McCulley 0  
Halftime Score: Oregon State 34, UTEP 26

### 2010 CBI FIRST ROUND BOSTON UNIVERSITY 96, OREGON STATE 78 MARCH 17 AT CORVALLIS, ORE.

Oregon State scoring: Jared Cunningham 21, Calvin Haynes 15, Lathen Wallace 15, Roeland Schaftenaar 12, Seth Tarver 7, Angus Brandt 4, Joe Burton 2, Omari Johnson 2, Kevin McShane 0, Chris Richard 0, Josh Tarver 0, Daniel Deane 0  
Boston University scoring: John Holland 26, Carlos Strong 22, Tyler Morris 18, Corey Lowe 12, Jake O'Brien 11, Jeff Pelage 5, Valdas Sirutis 2, Mike Schulze 0, Tunde Agboola 0, Brendan Sullivan 0, Sherrad Smith 0  
Halftime Score: Boston University 46, Oregon State 27

### 2012 CBI FIRST ROUND OREGON STATE 80, WESTERN ILLINOIS 59 MARCH 14 AT CORVALLIS, ORE.

Oregon State scoring: Jared Cunningham 22, Ahmad Starks 16, Devon Collier 12, Angus Brandt 10, Joe Burton 8, Roberto Nelson 6, Eric Moreland 4, Challe Barton 2, Daniel Jones 0, Jullian Powers 0

Western Illinois scoring: Don McAvoy 19, Ceola Clark 11, Obi Emegano 9, Jack Houpt 6, Terrell Parks 6, Rem Roberts-Burnett 6, Jeremy McDonald 2, Jalen Packer 0  
Halftime Score: Oregon State 44, Western Illinois 34

### 2012 CBI QUARTERFINALS OREGON STATE 101, TCU 81 MARCH 19 AT CORVALLIS, ORE.

Oregon State scoring: Jared Cunningham 27, Angus Brandt 22, Devon Collier 19, Joe Burton 10, Ahmad Starks 7, Eric Moreland 4, Kevin McShane 4, Roberto Nelson 4, Challe Barton 3, Daniel Jones 1, Rhys Murphy 0, C.J. Mitchell 0, Jullian Powers 0  
TCU scoring: Garlon Green 21, Kyan Anderson 16, J.R. Cadot 15, Hank Thorns 11, Craig Williams 7, Amric Fields 4, Adrick McKinney 3, Connell Crossland 2, Nate Butler 2, Thomas Montigel 0, Cheick Kone 0, Chris Zurcher 0  
Halftime Score: Oregon State 53, TCU 34

### 2012 CBI SEMIFINALS WASHINGTON STATE 72, OREGON STATE 55 MARCH 21 AT CORVALLIS, ORE.

Oregon State scoring: Eric Moreland 14, Jared Cunningham 13, Joe Burton 6, Roberto Nelson 6, Devon Collier 5, Angus Brandt 5, Challe Barton 4, Kevin McShane 2  
Washington State scoring: Abe Lodwick 23, Reggie Moore 22, DaVonte Lacy 7, Mike Ladd 6, Brock Motum 4, Marcus Capers 4, D.J. Shelton 3, Patrick Simon 3, Charlie Enquist 0  
Halftime Score: Washington State 39, Oregon State 29

### 2014 CBI FIRST ROUND RADFORD 96, OREGON STATE 92 MARCH 19 AT CORVALLIS, ORE.

Oregon State scoring: Roberto Nelson 26, Eric Moreland 23, Hallice Cooke 23, Angus Brandt 14, Malcolm Duvivier 6, Jarmal Reid 0, Victor Robbins 0, Challe Barton 0, Langston Morris-Walker 0, Daniel Gomis 0, Olaf Schaftenaar 0  
Radford scoring: Ya Ya Anderson 23, Javonte Green 20, R.J. Price 20, Rashun Davis 14, Jalen Carethers 10, Kion Brown 6, Kyle Noreen 3, Taj Owens 0, Allen Dickerson 0, Justin Cousin 0, Kyle Gonzalez 0, Brandon Holcomb 0  
Halftime Score: Radford 57, Oregon State 45

# PAC-12 TOURNAMENT APPEARANCES

## PAC-12 TOURNAMENT (21 APPEARANCES, 11-20 RECORD)

YEAR	DATE	SITE	ROUND	RESULT (SEEDING IN PARENTHESIS)
1987	March 6	Los Angeles, Calif. (Pauley)	Quarterfinals	L (4) California 64, (5) Oregon State 57
1988	March 11	Tucson, Ariz. (McKale)	Quarterfinals	W (2) Oregon State 80, (10) Washington 61
	March 12	Tucson, Ariz. (McKale)	Semifinals	W (2) Oregon State 74, (6) Washington State 68 (OT)
	March 13	Tucson, Ariz. (McKale)	Championship	L (1) Arizona 93, (2) Oregon State 67
1989	March 10	Los Angeles, Calif. (Forum)	Quarterfinals	W (4) Oregon State 79, (5) California 66
	March 11	Los Angeles, Calif. (Forum)	Semifinals	L (1) Arizona 98, (4) Oregon State 87
1990	March 9	Tempe, Ariz. (Wells Fargo)	Quarterfinals	L (8) Arizona State 83, (1) Oregon State 75
2003	March 13	Los Angeles, Calif. (Staples)	Quarterfinals	L (3) California 69, (6) Oregon State 46
2005	March 10	Los Angeles, Calif. (Staples)	Quarterfinals	W (5) Oregon State 79, (4) UCLA 72
	March 11	Los Angeles, Calif. (Staples)	Semifinals	L (1) Arizona 90, (5) Oregon State 59
2006	March 8	Los Angeles, Calif. (Staples)	First Round	W (9) Oregon State 71, (8) Arizona State 68
	March 9	Los Angeles, Calif. (Staples)	Quarterfinals	L (1) UCLA 79, (9) Oregon State 47
2007	March 7	Los Angeles, Calif. (Staples)	First Round	L (8) California 70, (9) Oregon State 51
2008	March 12	Los Angeles, Calif. (Staples)	First Round	L (7) Arizona 87, (10) Oregon State 56
2009	March 11	Los Angeles, Calif. (Staples)	First Round	L (9) Stanford 62, (8) Oregon State 54
2010	March 11	Los Angeles, Calif. (Staples)	First Round	L (3) Washington 59, (6) Oregon State 52
2011	March 9	Los Angeles, Calif. (Staples)	First Round	W (9) Oregon State 69, (8) Stanford 67
	March 10	Los Angeles, Calif. (Staples)	Quarterfinals	L (1) Arizona 78, (9) Oregon State 69
2012	March 7	Los Angeles, Calif. (Staples)	First Round	W (9) Oregon State 69, (8) Washington State 64
	March 8	Los Angeles, Calif. (Staples)	Quarterfinals	W (9) Oregon State 86, (1) Washington 84
	March 9	Los Angeles, Calif. (Staples)	Semifinals	L (4) Arizona 72, (9) Oregon State 61
2013	March 13	Las Vegas, Nev. (MGM Grand)	First Round	L (5) Colorado 74, (12) Oregon State 68
2014	March 12	Las Vegas, Nev. (MGM Grand)	First Round	L (7) Oregon 88, (10) Oregon State 74
2015	March 11	Las Vegas, Nev. (MGM Grand)	First Round	L (10) Colorado 78, (7) Oregon State 71
2016	March 9	Las Vegas, Nev. (MGM Grand)	First Round	W (6) Oregon State 75, (11) Arizona State 66
	March 10	Las Vegas, Nev. (MGM Grand)	Quarterfinals	L (3) California 76, (6) Oregon State 68
2017	March 8	Las Vegas, Nev. (T-Mobile Arena)	First Round	L (5) California 67, (12) Oregon State 62
2018	March 7	Las Vegas, Nev. (T-Mobile Arena)	First Round	W (10) Oregon State 69, (7) Washington 66 (OT)
	March 8	Las Vegas, Nev. (T-Mobile Arena)	Quarterfinals	L (2) USC 61, (10) Oregon State 48
2019	March 14	Las Vegas, Nev. (T-Mobile Arena)	Quarterfinals	L (5) Colorado 73, (4) Oregon State 58
2020	March 11	Las Vegas, Nev. (T-Mobile Arena)	First Round	W (8) Oregon State 71, (9) Utah 69

\* Oregon State was scheduled to play No. 1-seed Oregon in the quarterfinals of the 2020 Pac-12 Tournament, but the game was canceled due to COVID-19.

### 1987 PAC-10 QUARTERFINALS

#### CALIFORNIA 64, OREGON STATE 57 MARCH 6 AT LOS ANGELES, CALIF.

Oregon State scoring: Jose Ortiz 23, Eric Knox 10, Gary Payton 9, Earl Martin 6, Brian Brundage 4, Troy Berry 3, Joe Harge 2, Shawn Freeman 0, Todd Thomas 0

California scoring: Johnson 15, Wheeler 14, Walton 13, Butler 8, Washington 8, Javius 2, Ortmann 2, Smith 2, Koenitzer 0

Halftime Score: California 28, Oregon State 17

### 1988 PAC-10 QUARTERFINALS

#### OREGON STATE 80, WASHINGTON 61 MARCH 11 AT TUCSON, ARIZ.

Oregon State scoring: Earl Martin 26, Eric Knox 22, Gary Payton 19, Will Brantley 8, Bill Sherwood 5, Bob Cavell 0, Allan Celestine 0, Joe Harge 0, Shawn Freeman 0

Washington scoring: West 16, Hayward 12, Sanor 11, Morrell 7, Rescasener 6, Howard 4, Robinson 3, Lautenbach 2, Brady 0, Jenkins 0, Watling 0, Wilson 0

Halftime Score: Oregon State 37, Washington 27

### 1988 PAC-10 SEMIFINALS

#### OREGON STATE 74, WASHINGTON STATE 68 (20T) MARCH 12 AT TUCSON, ARIZ.

Oregon State scoring: Gary Payton 25, Eric Knox 19, Bill Sherwood 11, Earl Martin 10, Will Brantley 9, Bob Cavell 0, Shawn Freeman 0, Joe Harge 0  
Washington State scoring: Sanders 26, Evans 10, Wright 10, Anderson 9, Rowe 7, Wright 6, Hodgers 0, Kidd 0

Halftime Score: Oregon State 20, Washington State 16

End of Regulation: Oregon State 48, Washington State 48

End of First Overtime: Oregon State 55, Washington State 55

### 1988 PAC-10 CHAMPIONSHIP GAME

#### ARIZONA 93, OREGON STATE 67 MARCH 13 AT TUCSON, ARIZ.

Oregon State scoring: Earl Martin 25, Gary Payton 14, Eric Knox 10, Will Brantley 7, Bob Cavell 3, Joe Harge 3, Allan Celestine 2, Shawn Freeman 2, John Patton 1, Johan Reinalda 0, Marcellus Wright 0

Arizona scoring: Elliott 20, Cook 19, Kerr 15, Tolbert 12, Mason 11, McMillan 7, Turner 7, Lofton 2, Bergman 0, Buechler 0, Muehlebach 0

Halftime Score: Arizona 42, Oregon State 28

### 1989 PAC-10 QUARTERFINALS

#### OREGON STATE 79, CALIFORNIA 66 MARCH 10 AT LOS ANGELES, CALIF.

Oregon State scoring: Eric Knox 27, Gary Payton 21, Will Brantley 15, Teo Alibegovic 6, Lamont McIntosh 6, Earl Martin 4, Bob Cavell 0, Allan Celestine 0, Scott Haskin 0

California scoring: Taylor 16, Fisher 13, Elleby 12, Smith 11, Beeuwsaert 4, Ortmann 4, Drew 2, Harrell 2, Walton 2, Brigham 0, Reyes 0

Halftime Score: Oregon State 31, California 18

### 1989 PAC-10 SEMIFINALS

#### ARIZONA 98, OREGON STATE 87 MARCH 11 AT LOS ANGELES, CALIF.

Oregon State scoring: Gary Payton 25, Eric Knox 23, Will Brantley 15, Earl Martin 8, Lamont McIntosh 6, Teo Alibegovic 5, Allan Celestine 2, Scott Haskin 2, Bob Cavell 1, Kevin Grant 0

Arizona scoring: Elliott 29, Cook 24, Buechler 11, Muehlebach 10, Othick 8, Lofton 6, Rooks 4, David 2, Curry 2, Mason 2, Womack 0

Halftime Score: Arizona 52, Oregon State 38

**1990 PAC-10 QUARTERFINALS**  
**ARIZONA STATE 83, OREGON STATE 75**  
**MARCH 9 AT TEMPE, ARIZ.**

Oregon State scoring: Gary Payton 31, Charles McKinney 18, Will Brantley 11, Teo Alibegovic 7, Scott Haskin 6, Allan Celestine 2, Karl Anderson 0, Earl Martin 0, Lamont McIntosh 0  
Arizona State scoring: I. Austin 19, A. Austin 17, Camper 12, Becker 10, Anderson 9, Lewis 8, Redhair 8  
Halftime Score: Oregon State 36, Arizona State 33

**2003 PAC-10 QUARTERFINALS**  
**CALIFORNIA 69, OREGON STATE 46**  
**MARCH 13 AT LOS ANGELES, CALIF.**

Oregon State scoring: Brian Jackson 12, Philip Ricci 7, David Lucas 6, J.S. Nash 5, Lamar Hurd 4, Jimmie Haywood 3, Floyd North III 3, Mike Cokely 2, Derek Potter 2, Kevin Field 0, Vic Remmers 0, Chris Stephens 0, Sal Vance 0  
California scoring: Midgley 12, Wethers 11, Shipp 10, Tamir 9, Famulener 5, Diggs 4, Hughes 4, Smith 4, Bond 3, Benson 0, Forehan-Kelly 0, Paris 0, Smith 0, Vilarde 0  
Halftime Score: California 25, Oregon State 23

**2005 PAC-10 QUARTERFINALS**  
**OREGON STATE 79, UCLA 72**  
**MARCH 10 AT LOS ANGELES, CALIF.**

Oregon State scoring: Chris Stephens 17, Nick DeWitz 15, Sasa Cuic 12, David Lucas 11, Jason Fontenet 10, Kyle Jeffers 6, J.S. Nash 5, Lamar Hurd 3, Kenny Hooks 0  
UCLA scoring: Thompson 21, Farmer 16, Shipp 13, Afflalo 10, Hollins 9, Fey 2, Morrison 1, McKinney 0  
Halftime Score: Oregon State 45, UCLA 30

**2005 PAC-10 SEMIFINALS**  
**ARIZONA 90, OREGON STATE 59**  
**MARCH 11 AT LOS ANGELES, CALIF.**

Oregon State scoring: David Lucas 15, J.S. Nash 14, Nick DeWitz 10, Sasa Cuic 9, Kyle Jeffers 8, Jason Fontenet 3, Kenny Hooks 0, Lamar Hurd 0, Marcel Jones 0, Derek Potter 0, Vic Remmers 0, Chris Stephens 0  
Arizona scoring: Frye 17, Stoudamire 17, McClellan 15, Adams 14, Shakur 10, Radenovic 8, Rodgers 5, Brase 2, Dillon 2, Brielmaier 0, Fox 0, Verdejo 0  
Halftime Score: Arizona 40, Oregon State 35

**2006 PAC-10 FIRST ROUND**  
**OREGON STATE 71, ARIZONA STATE 68**  
**MARCH 8 AT LOS ANGELES, CALIF.**

Oregon State scoring: Kyle Jeffers 20, Chris Stephens 14, Jason Fontenet 11, Marcel Jones 9, Jack McGillis 8, Angelo Tsagarakis 5, Sasa Cuic 4, Brett Casey 0, Michael Johnson 0, Wesley Washington 0  
Arizona State scoring: Kevin Kruger 22, Bryson Krueger 16, Serge Angounou 9, Tyrone Jackson 7, Jeff Pendergraph 7, Antwi Atuahene 5, Craig Austin 2  
Halftime Score: Arizona State 38, Oregon State 30

**2006 PAC-10 QUARTERFINALS**  
**UCLA 79, OREGON STATE 47**  
**MARCH 9 AT LOS ANGELES, CALIF.**

Oregon State scoring: Marcel Jones 19, Jason Fontenet 6, Wesley Washington 6, Chris Stephens 5, Kyle Jeffers 3, Michael Johnson 3, Jack McGillis 3, Angelo Tsagarakis 2, Brett Casey 0, Liam Hughes 0  
UCLA scoring: Hollins 17, Afflalo 16, Roll 9, Farmer 7, Bozeman 6, Rubin 6, Aboya 5, Collison 5, Mbah a Moute 4, Mata 2, Wright 2, Fey 0, Robinson 0  
Halftime Score: UCLA 38, Oregon State 27

**2007 PAC-10 FIRST ROUND**  
**CALIFORNIA 70, OREGON STATE 51**  
**MARCH 7 AT LOS ANGELES, CALIF.**

Oregon State scoring: Marcel Jones 21, Vojin Svlar 8, Josh Tarver 7, Kyle Jeffers 5, Michael Johnson 4, Jack McGillis 4, Seth Tarver 2, Sasa Cuic 0, Calvin Hampton 0, Roeland Schaftenaar 0, Angelo Tsagarakis 0, Wesley Washington 0  
California scoring: Anderson 27, Ubaka 10, Wilkes 10, Randle 8, Vierneisel 8, Robertson 3, Christopher 2, Harrison 2, Armstrong 0, Fang 0, Liss 0, Pribble 0  
Halftime Score: California 43, Oregon State 25

**2008 PAC-10 FIRST ROUND**  
**ARIZONA 87, OREGON STATE 56**  
**MARCH 12 AT LOS ANGELES, CALIF.**

Oregon State scoring: Lathen Wallace 19, Calvin Haynes 10, Marcel Jones 7, Roeland Schaftenaar 5, Sean Carter 4, Seth Tarver 3, Josh Tarver 2, Rickey Claitt 2, Calvin Hampton 2, Omari Johnson 2, Joey McConnell 0, Kyle Bjornstad 0  
Arizona scoring: Hill 16, Wise 15, Bayless 15, Budinger 14, McClellan 10, Johnson 5, Horne 4, Bagga 2, Dillon 2, Brielmaier 2, Walters 2, Tangara 0, Onobun 0  
Halftime Score: Arizona 59, Oregon State 21

**2009 PAC-10 FIRST ROUND**  
**STANFORD 62, OREGON STATE 54**  
**MARCH 11 AT LOS ANGELES, CALIF.**

Oregon State scoring: Lathen Wallace 18, Roeland Schaftenaar 12, Calvin Haynes 7, Rickey Claitt 6, Daniel Deane 5, Josh Tarver 4, Seth Tarver 2, Calvin Hampton 0, Omari Johnson 0  
Stanford scoring: Anthony Goods 23, Landry Fields 13, Lawrence Hill 12, Mitch Johnson 4, Josh Owens 4, Kenny Brown 3, Will Paul 3, Jeremy Green 0, Drew Shiller 0, Jack Trotter 0  
Halftime Score: Oregon State 28, Stanford 21

**2010 PAC-10 FIRST ROUND**  
**WASHINGTON 59, OREGON STATE 52**  
**MARCH 11 AT LOS ANGELES, CALIF.**

Oregon State scoring: Roeland Schaftenaar 17, Jared Cunningham 15, Angus Brandt 6, Seth Tarver 6, Omari Johnson 5, Calvin Haynes 2, Kevin McShane 0, Josh Tarver 0  
Washington scoring: Isaiah Thomas 15, Matt Bryan-Amaning 10, Elston Turner 10, Quincy Poindexter 9, Venoy Overton 7, Justin Holiday 5, Abdul Gaddy 3, Scott Suggs 0, Tyreese Breshers 0, Darnell Gant 0  
Halftime Score: Oregon State 31, Washington 22

**2011 PAC-10 FIRST ROUND**  
**OREGON STATE 69, STANFORD 67**  
**MARCH 9 AT LOS ANGELES, CALIF.**

Oregon State scoring: Jared Cunningham 24, Devon Collier 19, Ahmad Starks 15, Joe Burton 7, Omari Johnson 2, Roberto Nelson 2, Kevin McShane 0, Angus Brandt 0  
Stanford scoring: Jeremy Green 25, Dwight Powell 11, Anthony Brown 11, Jarrett Mann 7, Josh Owens 6, Jack Trotter 4, John Gage 2, Andrew Zimmermann 1, Aaron Bright 0, Gabriel Harris 0, Josh Huestis 0  
Halftime Score: Oregon State 26, Stanford 18

**2011 PAC-10 QUARTERFINALS**  
**ARIZONA 78, OREGON STATE 69**  
**MARCH 10 AT LOS ANGELES, CALIF.**

Oregon State scoring: Jared Cunningham 23, Ahmad Starks 17, Joe Burton 9, Devon Collier 9, Angus Brandt 5, Omari Johnson 2, Roberto Nelson 2, Lathen Wallace 2, Kevin McShane 0, Chris Brown 0, Calvin Haynes 0, Daniel Deane 0, Daniel Jones 0  
Arizona scoring: Derrick Williams 22, Kevin Parrom 13, Lamont Jones 13, Solomon Hill 9, Jesse Perry 7, Jamelle Horne 5, Jordin Mayes 4, Kyle Fogg 3, Kyryl Natyazhoko 2, Brendon Lavender 0  
Halftime Score: Arizona 40, Oregon State 37

**2012 PAC-12 FIRST ROUND**  
**OREGON STATE 69, WASHINGTON STATE 64**  
**MARCH 7 AT LOS ANGELES, CALIF.**

Oregon State scoring: Devon Collier 19, Joe Burton 15, Ahmad Starks 13, Eric Moreland 9, Angus Brandt 5, Jared Cunningham 4, Roberto Nelson 4, Kevin McShane 0, Challe Barton 0, Rhys Murphy 0  
Washington State scoring: Brock Motum 18, Marcus Capers 14, Reggie Moore 10, D.J. Shelton 7, Abe Lodwick 6, DaVonte Lacy 5, Mike Ladd 4  
Halftime Score: Washington State 39, Oregon State 38

**2012 PAC-12 QUARTERFINALS**  
**OREGON STATE 86, WASHINGTON 84**  
**MARCH 8 AT LOS ANGELES, CALIF.**

Oregon State scoring: Devon Collier 19, Jared Cunningham 18, Ahmad Starks 14, Joe Burton 14, Eric Moreland 13, Angus Brandt 8, Kevin McShane 0, Challe Barton 0, Roberto Nelson 0  
Washington scoring: Tony Wroten 29, C.J. Wilcox 16, Terrence Ross 15, Abdul Gaddy 13, Darnell Gant 6, Aziz N'Diaye 4, Desmond Simmons 1, Austin Seferian-Jenkins 0, Shawn Kemp, Jr. 0  
Halftime Score: Oregon State 46, Washington 33

**2012 PAC-12 SEMIFINALS**  
**ARIZONA 72, OREGON STATE 61**  
**MARCH 9 AT LOS ANGELES, CALIF.**

Oregon State scoring: Roberto Nelson 19, Devon Collier 15, Jared Cunningham 14, Ahmad Starks 4, Joe Burton 4, Angus Brandt 2, Rhys Murphy 2, Eric Moreland 1, Kevin McShane 0, Challe Barton 0  
Arizona scoring: Kyle Fogg 22, Jesse Perry 16, Solomon Hill 12, Nick Johnson 9, Brendon Lavender 7, Angelo Chol 4, Jordin Mayes 2, Kyryl Natyazhoko 0  
Halftime Score: Oregon State 34, Arizona 27

**2013 PAC-12 FIRST ROUND  
COLORADO, 74, OREGON STATE 68  
MARCH 13 AT LAS VEGAS, NEV.**

Oregon State scoring: Roberto Nelson 20, Eric Moreland 14, Devon Collier 13, Ahmad Starks 8, Victor Robbins 6, Joe Burton 4, Challe Barton 3, Olaf Schaftenaar 0, Jarmal Reid 0  
Colorado scoring: Spencer Dinwiddie 20, Xavier Johnson 16, Andre Roberson 12, Jeremy Adams 8, Josh Scott 7, Askia Booker 7, Shane Harris-Tunks 2, Sabatino Chen 2, Xavier Talton 0  
Halftime Score: Colorado 32, Oregon State 26

**2014 PAC-12 FIRST ROUND  
OREGON 88, OREGON STATE 74  
MARCH 12 AT LAS VEGAS, NEV.**

Oregon State scoring: Angus Brandt 20, Roberto Nelson 19, Hallice Cooke 12, Devon Collier 11, Eric Moreland 6, Jarmal Reid 3, Daniel Gomis 2, Langston Morris-Walker 1, Victor Robbins 0, Michael Moyer 0, Cheikh N'diaye 0, Daniel Jones 0, Malcolm Duvivier 0, Olaf Schaftenaar 0  
Oregon scoring: Joseph Young 19, Jason Calliste 17, Mike Moser 13, Dominic Artis 10, Ben Carter 8, Elgin Cook 6, Richard Amardi 5, Damyean Dotson 5, Johnathan Loyd 4, Waverly Austin 1, Nicholas Lucenti 0, Theo Friedman 0, Jalil Abdul-Bassit 0, Brian Crow 0  
Halftime Score: Oregon 41, Oregon State 40

**2015 PAC-12 FIRST ROUND  
COLORADO 78, OREGON STATE 71  
MARCH 11 AT LAS VEGAS, NEV.**

Oregon State scoring: Gary Payton II 17, Malcolm Duvivier 17, Olaf Schaftenaar 16, Jarmal Reid 9, Daniel Gomis 6, Langston Morris-Walker 6, Cheikh N'diaye 0, Tanner Sanders 0, Dylan Livesay 0, Matt Dahlen 0  
Colorado scoring: Askia Booker 20, Josh Scott 16, Tre'Shaun Fletcher 12, Dustin Thomas 10, Xavier Johnson 8, Dominique Collier 6, Wesley Gordon 4, Xavier Talton 2, Tory Miller 0, Jaron Hopkins 0  
Halftime Score: Oregon State 40, Colorado 38

**2016 PAC-12 FIRST ROUND  
OREGON STATE 75, ARIZONA STATE 66  
MARCH 11 AT LAS VEGAS, NEV.**

Oregon State scoring: Stephen Thompson Jr. 13, Malcolm Duvivier 12, Gary Payton II 10, Jarmal Reid 10, Derrick Bruce 8, Gligorije Rakocevic 6, Olaf Schaftenaar 5, Drew Eubanks 4, Langston Morris-Walker 4, Cheikh N'diaye 3  
Arizona State scoring: Gerry Blakes 20, Savon Goodman 14, Eric Jacobsen 11, Tra Holder 10, Kodi Justice 7, Obinna Oleka 4, Willie Atwood 0, Maurice O'Field 0  
Halftime Score: Oregon State 32, Arizona State 23

**2016 PAC-12 QUARTERFINALS  
CALIFORNIA 76, OREGON STATE 68  
MARCH 11 AT LAS VEGAS, NEV.**

Oregon State scoring: Derrick Bruce 25, Gary Payton II 20, Stephen Thompson Jr. 12, Olaf Schaftenaar 4, Malcolm Duvivier 3, Langston Morris-Walker 3, Drew Eubanks 1, Cheikh N'diaye 0, Gligorije Rakocevic 0, Jarmal Reid 0  
California scoring: Ivan Rabb 21, Jabari Bird 20, Jordan Mathews 17, Jaylen Brown 8, Tyrone Wallace 6, Kameron Rooks 4, Kingsley Okoroh 0, Sam Singer 0, Roger Moute a Bidias 0  
Halftime Score: California 34, Oregon State 30

**2017 PAC-12 FIRST ROUND  
CALIFORNIA 67, OREGON STATE 62  
MARCH 8 AT LAS VEGAS, NEV.**

Oregon State scoring: Stephen Thompson Jr. 25, Kendal Manuel 11, Gligorije Rakocevic 10, Drew Eubanks 6, JaQuori McLaughlin 5, Matt Dahlen 5, Ronnie Stacy 0, Ben Koné 0  
California scoring: Jabari Bird 20, Ivan Rabb 12, Charlie Moore 10, Stephen Domingo 10, Grant Mullins 6, Sam Singer 4, Kingsley Okoroh 3, Kameron Rooks 2, Don Coleman 0  
Halftime Score: California 32, Oregon State 29

**2018 PAC-12 FIRST ROUND  
OREGON STATE 69, WASHINGTON 66 (OT)  
MARCH 7 AT LAS VEGAS, NEV.**

Oregon State scoring: Drew Eubanks 19, Stephen Thompson Jr. 14, Tres Tinkle 12, Ethan Thompson 9, Zach Reichle 7, Gligorije Rakocevic 4, Alfred Hollins 2, Seth Berger 2, Kendal Manuel 0  
Washington scoring: Matisse Thybulle 16, Noah Dickerson 15, David Crisp 13, Jaylen Nowell 9, Dominic Green 6, Sam Timmins 5, Nahziah Carter 2, Hameir Wright 0  
Halftime Score: Washington 29, Oregon State 25

**2018 PAC-12 QUARTERFINALS  
USC 61, OREGON STATE 48  
MARCH 8 AT LAS VEGAS, NEV.**

Oregon State scoring: Stephen Thompson Jr. 12, Tres Tinkle 11, Drew Eubanks 11, Alfred Hollins 7, Ethan Thompson 5, Kendal Manuel 2, Zach Reichle 0, Gligorije Rakocevic 0, Seth Berger 0, Ben Koné 0  
USC scoring: Chimezie Metu 22, Jonah Mathews 13, Jordan McLaughlin 13, Nick Rakocevic 4, Shaquuan Aaron 4, Jordan Usher 3, Elijah Stewart 2  
Halftime Score: USC 29, Oregon State 19

**2019 PAC-12 QUARTERFINALS  
COLORADO 73, OREGON STATE 58  
MARCH 14 AT LAS VEGAS, NEV.**

Oregon State scoring: Tres Tinkle 28, Ethan Thompson 16, Stephen Thompson Jr. 10, Kylor Kelley 7, Antoine Vernon 2, Alfred Hollins 0, Zach Reichle 0, Gligorije Rakocevic 0, Warren Washington 0  
Colorado scoring: McKinley Wright 17, Shane Gatling 15, D'Shawn Schwartz 11, Evan Battey 10, Alexander Strating 10, Tyler Bey 8, Daylen Kountz 2, Lucas Siewert 0  
Halftime Score: Colorado 37, Oregon State 18

**2020 PAC-12 FIRST ROUND  
OREGON STATE 71, UTAH 69  
MARCH 11 AT LAS VEGAS, NEV.**

Oregon State scoring: Tres Tinkle 19, Kylor Kelley 12, Jarod Lucas 12, Ethan Thompson 11, Zach Reichle 8, Alfred Hollins 5, Gianni Hunt 4, Roman Silva 0  
Utah scoring: Alfonso Plummer 35, Timmy Allen 13, Branden Carlson 7, Riley Battin 7, Both Gach 4, Jaxon Brenchley 3, Mikael Jantunen 0  
Halftime Score: Utah 39, Oregon State 31

# OREGON STATE POSTSEASON RECORDS

## NCAA TOURNAMENT

### INDIVIDUAL RECORDS

POINTS.....	31, Gary Payton vs. Evansville, 3/15/89 30, Mel Counts vs. Seattle, 3/11/63 27, Mel Counts vs. Seattle, 3/10/64 27, Jay Carty vs. Seattle, 3/13/62
REBOUNDS.....	21, Mel Counts vs. Pepperdine, 3/16/62 19, Mel Counts vs. Seattle, 3/10/64 18, Steve Johnson vs. Lamar, 3/8/80 18, Mel Counts vs. Duke, 3/23/63
ASSISTS .....	10, Gary Payton vs. Evansville, 3/15/89 8, Gary Payton vs. Louisville, 3/17/88
FIELD GOALS MADE .....	13, Mel Counts vs. Seattle, 3/11/63
THREE-POINT FIELD GOALS MADE.....	3, Derrick Bruce vs. VCU, 3/18/16 3, Charles McKinney vs. Ball State, 3/15/90
FREE THROWS MADE.....	15, Mel Counts vs. Seattle, 3/10/64
FREE THROWS ATTEMPTED .....	18, Mel Counts vs. Seattle, 3/10/64
BLOCKS.....	2, Stephen Thompson Jr. vs. VCU, 3/18/16 2, Steve Johnson vs. Kansas State, 3/14/81 2, Lonnie Shelton vs. Middle Tennessee State, 3/15/75
STEALS .....	7, Charlie Neal vs. Middle Tennessee State, 3/15/75
MINUTES .....	45, Gary Payton vs. Evansville, 3/15/89

### TEAM RECORDS

POINTS.....	90 vs. Evansville, 3/15/89
FIELD GOAL PCT.....	.619 vs. Houston, 3/11/66
THREE POINT FIELD GOALS .....	7 vs. VCU, 3/18/16
THREE-POINT FIELD GOALS ATTEMPTED .....	17 vs. VCU, 3/18/16
FREE THROWS .....	24 vs. Pepperdine, 3/13/82
FREE THROWS ATTEMPTED .....	31 vs. Pepperdine, 3/13/82 31 vs. Seattle, 3/11/55
REBOUNDS.....	62 vs. Pepperdine, 3/16/62
PERSONAL FOULS.....	28 vs. Seattle, 3/10/64
ASSISTS .....	29 vs. Central Michigan, 3/22/75
BLOCKS.....	6 vs. Middle Tennessee State, 3/15/75
STEALS .....	19 vs. Middle Tennessee State, 3/15/75

## PAC-12 TOURNAMENT

### INDIVIDUAL RECORDS

POINTS.....	31, Gary Payton vs. Arizona State, 3/9/90 28, Tres Tinkle vs. Colorado, 3/14/19 27, Eric Knox vs. California, 3/10/89
REBOUNDS.....	17, Gary Payton II vs. California, 3/10/16 14, Joe Burton vs. Stanford, 3/9/11 13, Eric Moreland vs. Colorado, 3/13/13
ASSISTS .....	10, Gary Payton vs. Arizona, 3/13/88 8, Jared Cunningham vs. Washington, 3/8/12 8, Gary Payton vs. California, 3/10/89 8, Gary Payton vs. Washington, 3/11/88
FIELD GOALS MADE .....	12, Gary Payton vs. Arizona State, 3/9/90 12, Earl Martin vs. Washington, 3/11/88
THREE-POINT FIELD GOALS MADE.....	5, Stephen Thompson Jr. vs. California, 3/8/17 5, Gary Payton vs. Arizona State, 3/9/90
FREE THROWS MADE.....	15, Jared Cunningham vs. Stanford, 3/9/11
FREE THROWS ATTEMPTED .....	20, Jared Cunningham vs. Stanford, 3/9/11
BLOCKS.....	5, Eric Moreland vs. Colorado, 3/13/13
STEALS .....	6, Jared Cunningham vs. Arizona, 3/10/11
MINUTES.....	50, Earl Martin vs. Washington State, 3/12/88 50, Gary Payton vs. Washington State, 3/12/88

### TEAM RECORDS

POINTS.....	87 vs. Arizona, 3/11/89
FIELD GOAL PCT.....	.605 vs. Oregon, 3/12/14
THREE POINT FIELD GOALS .....	10 vs. California, 3/8/17 10 vs. Arizona State, 3/9/90
THREE-POINT FIELD GOALS ATTEMPTED .....	25 vs. Colorado, 3/13/13 25 vs. California, 3/7/07 25 vs. Arizona State, 3/9/90
FREE THROWS .....	26 vs. Arizona State, 3/9/16
FREE THROWS ATTEMPTED .....	36 vs. Oregon, 3/12/14
REBOUNDS.....	44 vs. Washington, 3/7/18
PERSONAL FOULS.....	24 vs. California, 3/10/16 24 vs. Arizona, 3/11/89
ASSISTS .....	20 vs. Arizona, 3/13/88
BLOCKS.....	7 vs. Colorado, 3/13/13 7 vs. UCLA, 3/9/06
STEALS .....	12 vs. California, 3/10/89

# HONORS AND AWARDS

## ALL-AMERICANS

Players listed are those who were mentioned on any type of All-America team.

- 1916 — Adolph Sieberts
- 1922 — Marshall Hjelte
- 1924 — Slat's Gill
- 1925 — Carlos Steele
- 1930 — Buck Grayson
- 1933 — Ed Lewis
- 1936 — Wally Palmberg
- 1942 — John Mandic
- 1943 — Don Durdan
- 1947 — Lew Beck
- Red Rocha
- 1948 — Cliff Crandall
- 1949 — Cliff Crandall
- 1955 — Swede Halbhook
- Tony Vlastelica
- 1957 — Dave Gambee
- 1958 — Dave Gambee
- 1959 — Lee Harman
- 1963 — Mel Counts
- 1964 — Mel Counts
- 1965 — Jim Jarvis
- 1966 — Charlie White
- 1972 — Freddie Boyd
- 1980 — Ray Blume
- 1980 — Steve Johnson
- 1981 — Steve Johnson
- 1982 — Lester Conner
- 1983 — Charlie Sitton
- 1984 — Charlie Sitton
- 1985 — A.C. Green
- 1987 — Jose Ortiz
- 1990 — Gary Payton

## NAISMITH MEMORIAL BASKETBALL HALL OF FAME

- 1968 — Slat's Gill (coach)
- 1988 — Ralph Miller (coach)
- 2013 — Gary Payton

## OLYMPIANS

- 1948 — Lew Beck, USA (gold)
- 1964 — Mel Counts, USA (gold)
- 1988 — Jose Ortiz, Puerto Rico
- 1992 — Jose Ortiz, Puerto Rico
- 1996 — Gary Payton, USA (gold)
- Jose Ortiz, Puerto Rico
- 2000 — Gary Payton, USA (gold)
- 2004 — Jose Ortiz, Puerto Rico

## NATIONAL COACH OF THE YEAR

- 1981 — Ralph Miller (UPI, AP, USBWA)
- 1982 — Ralph Miller (AP)

## DISTRICT COACH OF THE YEAR

- 1966 — Paul Valenti (UPI West Coast)
- 1975 — Ralph Miller
- 1980 — Ralph Miller
- 1981 — Ralph Miller
- 1987 — Ralph Miller
- 1988 — Ralph Miller
- 2009 — Craig Robinson (USBWA)

## PAC-12 COACH OF THE YEAR

- From 1976 to present.
- 1975 — Ralph Miller
- 1981 — Ralph Miller
- 1989 — Ralph Miller (co)
- 1990 — Jim Anderson

## PAC-12 SCHOLAR-ATHLETE OF THE YEAR

- From 2008 to present.
- 2019 — Stephen Thompson Jr.

## TOM HANSEN PAC-12 CONFERENCE MEDAL

- From 1961 to present.
- 1965 — Jim Jarvis
- 1967 — Ed Fredenberg
- 1975 — Doug Oxsen
- 1976 — Paul Miller
- 1981 — Ray Blume
- 2006 — Lamar Hurd
- 2019 — Stephen Thompson Jr.
- 2020 — Tres Tinkle

## PAC-12 PLAYER OF THE YEAR

- From 1976 to present.
- 1981 — Steve Johnson
- 1982 — Lester Conner
- 1984 — A.C. Green
- 1987 — Jose Ortiz
- 1990 — Gary Payton

## ALL-PAC-12 CONFERENCE

- From 1979 to present.
- 1979 — Steve Johnson
- 1980 — Ray Blume
- Steve Johnson
- 1981 — Ray Blume
- Steve Johnson
- Mark Radford
- 1982 — Lester Conner
- Charlie Sitton
- 1983 — A.C. Green
- Charlie Sitton
- 1984 — A.C. Green
- Charlie Sitton
- 1985 — A.C. Green
- 1986 — Jose Ortiz
- 1987 — Jose Ortiz
- 1988 — Gary Payton
- 1989 — Gary Payton
- 1990 — Gary Payton
- 1991 — Teo Alibegovic
- 1992 — Scott Haskin
- 1993 — Scott Haskin
- 1995 — Brent Barry
- 1999 — Deandra Tanner
- 2003 — Philip Ricci
- 2004 — David Lucas
- 2005 — David Lucas
- 2010 — Calvin Haynes (2nd)
- 2011 — Jared Cunningham (2nd)
- 2012 — Jared Cunningham
- 2013 — Roberto Nelson (hm)
- 2014 — Roberto Nelson (2nd)
- 2015 — Gary Payton II
- 2016 — Gary Payton II
- 2017 — Drew Eubanks (hm)
- 2018 — Tres Tinkle
- 2019 — Tres Tinkle
- Stephen Thompson Jr. (2nd)
- 2020 — Tres Tinkle

## PAC-12 DEFENSIVE PLAYER OF THE YEAR

- From 1984 to 1987 and 2008 to present.
- 1987 — Gary Payton
- 2010 — Seth Tarver
- 2015 — Gary Payton II
- 2016 — Gary Payton II

## PAC-12 ALL-DEFENSIVE TEAM

- From 2008 to present.
- 2010 — Seth Tarver
- 2011 — Jared Cunningham
- 2012 — Jared Cunningham
- 2013 — Eric Moreland (hm)
- 2014 — Eric Moreland (hm)
- 2015 — Gary Payton II
- 2016 — Gary Payton II
- 2019 — Kylor Kelley
- 2020 — Kylor Kelley

## PAC-12 FRESHMAN OF THE YEAR

- From 1979 to present.
- 1987 — Gary Payton

## PAC-12 NEWCOMER OF THE YEAR

- From 2000 to 2006.
- 2005 — Nick DeWitz

## PAC-12 ALL-FRESHMAN TEAM

- From 1979 to present.
- 1985 — Eric Knox
- 1987 — Gary Payton
- 1988 — Will Brantley
- 1997 — Corey Benjamin
- Carson Cunningham
- 1998 — Deandra Tanner
- 2000 — Brian Jackson
- 2003 — Lamar Hurd (hm)
- 2005 — Sasa Cuic (hm)
- 2014 — Hallice Cooke (hm)
- 2016 — Tres Tinkle (hm)

## PAC-12 ALL-NEWCOMER TEAM

- From 1981 to 1983 and 1993 to 1999.
- 1981 — Lester Conner
- Charlie Sitton
- 1982 — A.C. Green
- 1983 — Darryl Flowers
- Steve Woodside
- 1993 — Mustapha Hoff
- 1994 — Stephane Brown
- 1995 — Vladimir Heredia
- 1996 — Markee Brown
- 1997 — Terrill Woods
- 1999 — Josh Steintal

## PAC-12 ALL-TOURNAMENT TEAM

- From 1987 to 1990 and 2002 to present.
- 1988 — Gary Payton
- 1989 — Gary Payton
- 2011 — Jared Cunningham
- 2012 — Jared Cunningham

## ALL-PAC-8 CONFERENCE

- From 1969 to 1978.
- 1972 — Freddie Boyd
- 1975 — Lonnie Shelton
- 1977 — Rocky Smith
- 1978 — Rickey Lee

## ALL-AAWU CONFERENCE

- From 1960 to 1968.
- 1965 — Jim Jarvis
- 1966 — Charlie White

**ALL-PACIFIC COAST CONFERENCE**

From 1916 to 1959.

1916	—	Ira Mix
		Adolph Sieberts
1917	—	Adolph Sieberts
1918	—	Clarence Krueger
		Howard Ray
		Henry Rearden
1922	—	Slats Gill
		Marshall Hjelte
		Dick Stinson (2nd)
1923	—	Slats Gill (2nd)
		Marshall Hjelte (2nd)
1924	—	Slats Gill
		Carlos Steele (2nd)
1925	—	Howard Ridings
		Carlos Steele
1926	—	Fred Diwoky (2nd)
1927	—	Bill Burr (2nd)
1928	—	Bill Burr (2nd)
1931	—	Kenny Fagans (2nd)
1933	—	Ed Lewis
		Forrest O'Connell (2nd)
1935	—	George Hibbard
		Wally Palmberg (2nd)
1936	—	Wally Palmberg
1940	—	Al Hunter
		Frank Mandic (2nd)
1941	—	John Mandic (2nd)
1942	—	John Mandic
		Don Durdan (2nd)
1943	—	Lew Beck (2nd)
1945	—	Red Rocha
1946	—	Red Rocha
1947	—	Lew Beck
		Red Rocha
		Morrie Silver (2nd)
1948	—	Cliff Crandall
1949	—	Cliff Crandall
		Dick Ballantyne (2nd)
1954	—	Swede Halbrook
1955	—	Swede Halbrook
1957	—	Dave Gambee
1958	—	Dave Gambee
1959	—	Lee Harman

**ALL-NORTHERN DIVISION**

From 1923 to 1955.

1923	—	Slats Gill
		Marshall Hjelte (2nd)
1924	—	Slats Gill
		Carlos Steele (2nd)
1925	—	Harold Ridings
		Carlos Steele
		Pete Stoddard (2nd)
1926	—	Fred Diwoky (2nd)
		Ray Graap (2nd)
1927	—	Ray Graap
		Bill Burr (2nd)
1928	—	Bill Burr
1929	—	Rod Ballard (2nd)
1930	—	Buck Grayson (2nd)
1931	—	Kenny Fagans
		Rod Ballard (2nd)
1933	—	Ed Lewis
		Forest O'Connell
1934	—	Fred MacDonald
		George Hibbard (2nd)
		Carl Lenchitsky (2nd)
1935	—	George Hibbard
		Wally Palmberg
1936	—	Wally Palmberg

1937	—	Hub Tuttle (2nd)
1939	—	Frank Mandic (2nd)
1940	—	Al Hunter
		Frank Mandic
1941	—	John Mandic
1942	—	John Mandic
		Don Durdan (2nd)
		Sam Dement (2nd)
1943	—	Lew Beck
1944	—	Allen Anderson
1945	—	Red Rocha
1946	—	Red Rocha
1947	—	Lew Beck
		Red Rocha
		Cliff Crandall (2nd)
		Morrie Silver (2nd)
1948	—	Cliff Crandall
		Norm Carey (2nd)
1949	—	Cliff Crandall
		Bill Harper (2nd)
1950	—	Bob Payne (2nd)
1951	—	Bob Payne
1952	—	Danny Johnston
1954	—	Swede Halbrook
1955	—	Swede Halbrook

**PAC-12 ALL-ACADEMIC**

1986	—	Steve Woodside
1988	—	Bill Sherwood
1990	—	Teo Alibegovic
1991	—	Teo Alibegovic
1995	—	J.D. Vetter
1996	—	J.D. Vetter
2000	—	Jason Heide
		Josh Steinthal
2004	—	Lamar Hurd (hm)
2005	—	Jim Hanchett
		Lamar Hurd (2nd)
2006	—	Lamar Hurd
		Angelo Tsagarakis (hm)
2007	—	Angelo Tsagarakis (2nd)
2008	—	Roeland Schaftenaar (2nd)
2009	—	Roeland Schaftenaar (2nd)
2010	—	Roeland Schaftenaar
2011	—	Angus Brandt
		Rhys Murphy
2012	—	Rhys Murphy
		Angus Brandt (hm)
2013	—	Angus Brandt (hm)
2014	—	Angus Brandt (2nd)
		Olaf Schaftenaar (hm)
2015	—	Malcolm Duvivier (hm)
2016	—	Malcolm Duvivier (2nd)
2017	—	Daine Muller
		Gligorije Rakocevic
		Stephen Thompson Jr.
		Tres Tinkle (2nd)
		Matt Dahlen (hm)
		Drew Eubanks (hm)
		Tanner Sanders (hm)
2018	—	Gligorije Rakocevic
		Stephen Thompson Jr.
		Tres Tinkle (2nd)
		Drew Eubanks (hm)
2019	—	Gligorije Rakocevic
		Zach Reichle
		Stephen Thompson Jr.
		Ethan Thompson (2nd)
		Tres Tinkle (hm)
2020	—	Zach Reichle
		Ethan Thompson

**PAC-12 PLAYER OF THE WEEK**

1/3/1984	—	A.C. Green
2/20/1984	—	Charlie Sittton
3/12/1984	—	Green & Sittton
12/17/1984	—	A.C. Green
12/31/1984	—	A.C. Green
12/16/1985	—	Darrin Houston
1/6/1986	—	Jose Ortiz
12/1/1986	—	Jose Ortiz
1/26/1987	—	Jose Ortiz
1/11/1988	—	Eric Knox
2/29/1988	—	Gary Payton
3/7/1988	—	Gary Payton
11/28/1988	—	Gary Payton
1/23/1989	—	Gary Payton
2/13/1989	—	Gary Payton
12/4/1989	—	Gary Payton
12/11/1989	—	Gary Payton
1/2/1990	—	Gary Payton
2/26/1990	—	Gary Payton
1/7/1991	—	Teo Alibegovic
12/2/1991	—	Chad Scott
12/30/1991	—	Chad Scott
2/17/1992	—	Scott Haskin
1/11/1993	—	Scott Haskin
1/18/1993	—	Scott Haskin
12/12/1994	—	Brent Barry
3/6/1995	—	Brent Barry
1/20/1997	—	Corey Benjamin
1/26/1998	—	Corey Benjamin
1/11/1999	—	Deaundra Tanner
1/28/2002	—	Philip Ricci
2/3/2003	—	Brian Jackson
2/23/2004	—	David Lucas
1/3/2005	—	David Lucas
2/14/2005	—	David Lucas
12/19/2006	—	Chris Stephens
1/26/2009	—	Roeland Schaftenaar
11/21/2011	—	Jared Cunningham
12/19/2011	—	Ahmad Starks
1/30/2012	—	Jared Cunningham
11/12/2012	—	Ahmad Starks
12/24/2012	—	Eric Moreland
11/18/2013	—	Roberto Nelson
12/30/2013	—	Roberto Nelson
1/26/2015	—	Gary Payton II
11/14/2016	—	Tres Tinkle
2/12/2018	—	Tres Tinkle
1/4/2019	—	Stephen Thompson Jr.
2/4/2019	—	Tres Tinkle
11/19/2019	—	Tres Tinkle

**PAC-12 CONFERENCE HALL OF HONOR**

2002	—	Gary Payton
2003	—	Slats Gill
2004	—	Mel Counts
2005	—	Ed Lewis
2006	—	Ralph Miller
2007	—	Steve Johnson
2008	—	Red Rocha
2009	—	Paul Valenti
2010	—	Dave Gambee
2011	—	Charlie White
2012	—	A.C. Green
2013	—	Charlie Sittton
2014	—	Lee Harman
2015	—	Jim Jarvis
2016	—	Jim Anderson
2017	—	Ray Blume

**NABC ALL-STARS**

Oregon State players who participated in the National Association of Basketball Coaches All-Star Game.

- 1964 — Mel Counts
- 1965 — Jim Jarvis
- 1972 — Freddie Boyd
- 1978 — Rickey Lee
- 1984 — Charlie Sitton
- 1985 — A.C. Green
- 1987 — Jose Ortiz
- 1995 — Brent Barry

**STATE OF OREGON HALL OF FAME**

- 1980 — Dave Gambee  
Slats Gill  
Ed Lewis  
Red Rocha
- 1981 — Lew Beck  
Cliff Crandall  
Wally Palmberg
- 1982 — Mel Counts  
John Mandic  
Paul Valenti
- 1983 — Buck Grayson
- 1987 — Jim Jarvis
- 1988 — Ralph Miller
- 1995 — Steve Johnson
- 1996 — 1980-81 team
- 1997 — Charlie Sitton
- 1999 — 1948-49 team
- 2003 — A.C. Green
- 2006 — 1965-66 team

**OSU ATHLETIC HALL OF FAME**

- 1988 — Lew Beck  
Mel Counts  
Slats Gill  
Ed Lewis
- 1990 — Cliff Crandall  
Red Rocha  
Adolph Sieberts  
Paul Valenti
- 1991 — Dave Gambee  
Lee Harman  
Jim Jarvis  
John Mandic  
Ralph Miller  
Wally Palmberg  
Charlie White  
1932-33 team  
1948-49 team
- 1992 — Freddie Boyd
- 1993 — Scott Eaton  
Steve Johnson  
1965-66 team
- 1994 — Lester Conner
- 1996 — A.C. Green  
Gary Payton
- 1997 — Charlie Sitton
- 2003 — 1962-63 team
- 2004 — Ray Blume
- 2005 — 1954-55 team
- 2006 — 1980-81 team
- 2020 — Mark Radford



# HALL OF FAME COACH AMORY "SLATS" GILL

## OREGON STATE HONORS


- Inducted into the Naismith Memorial Basketball Hall of Fame in 1968.
- Gill Coliseum, Oregon State's home arena, was officially named for him after his death. It opened in 1949 and was originally called the Oregon State Coliseum, though it was informally known as "the house that Gill built."
- A banner was unveiled in Gill Coliseum in 1997 signifying his number of wins (599).
- Inducted into State of Oregon Hall of Fame in 1980, OSU Athletic Hall of Fame in 1988 and Pac-10 Hall of Honor in 2003.
- Served as president of the National Association of Basketball Coaches and coached in the 1964 NABC All-Star Game.
- Member of the Helms Foundation Hall of Fame.
- The Slats Gill Sportsman of the Year Award is presented annually to the top coach or administrator in the state of Oregon.

## OREGON STATE COACHING HIGHLIGHTS (1929-64)

- All-time winningest basketball coach at OSU with 599 victories.
- Was the sixth-winningest coach in NCAA history at the time of his retirement.
- Coached five Pacific Coast Conference championship teams (1933, '47, '49, '55, '58) and four other Northern Division championship teams (1935, '40, '42, '54).
- Took the 1949 and 1963 teams to the school's only NCAA Final Four berths. Both teams finished in fourth place.
- His 1963 team won the NCAA West Regional.
- His teams tied for fifth in the NCAA on three other occasions: 1947, '55 and '62.
- Coached two eventual Oregon State head coaches in Jim Anderson and Paul Valenti and two Olympians in Lew Beck and Mel Counts.
- In 36 seasons at Oregon State, only nine of his teams had losing records.
- Coached Oregon State to eight Far West Classic titles in his final eight seasons as head coach.
- His teams won the Chancellor's Trophy, given to the annual winner in the Oregon State-Oregon series, 11 out of 12 times.
- Made his Oregon State coaching debut in 1926-27 with the OSU Rooks (freshmen).
- Also coached the Oregon State baseball team from 1932-37.
- Retired as head coach after the 1963-64 season to become Oregon State's athletic director and served in that role until his death on April 5, 1966.

## OREGON STATE PLAYING HIGHLIGHTS (1922-24)

- Played three years of varsity basketball and was an All-American selection in 1924.
- Earned All-Pacific Coast Conference first team honors in 1922 and 1924 and second team honors in 1923.
- Named to the All-Northern Division first team in 1923 and 1924.



## SLATS GILL HEAD COACHING CAREER

### OREGON STATE UNIVERSITY

YEAR	OVERALL	CONF. / FINISH	POSTSEASON
1928-29	12-8	4-6 / 4th	--
1929-30	14-13	7-9 / 4th	--
1930-31	19-9	9-7 / 3rd	--
1931-32	12-12	8-8 / 3rd	--
1932-33	21-6	12-4 / 1st	PCC
1933-34	14-10	7-9 / 3rd	--
1934-35	19-9	12-4 / 1st	PCC
1935-36	16-9	10-6 / 2nd	--
1936-37	11-15	5-11 / 4th	--
1937-38	17-16	6-14 / 5th	--
1938-39	13-11	6-10 / 4th	--
1939-40	27-11	12-4 / 1st	PCC
1940-41	19-9	9-7 / 2nd	--
1941-42	18-9	11-5 / 1st	--
1942-43	19-9	8-8 / 4th	--
1943-44	8-16	5-11 / t3rd	--
1944-45	20-8	10-6 / 3rd	--
1945-46	13-11	10-6 / 2nd	--
1946-47	28-5	13-2 / 1st	PCC, NCAA
1947-48	21-13	10-6 / t1st	PCC
1948-49	24-12	12-4 / 1st	PCC, NCAA
1949-50	13-14	8-8 / t2nd	--
1950-51	14-18	6-10 / t4th	--
1951-52	9-19	3-13 / 5th	--
1952-53	11-17	6-10 / 4th	--
1953-54	22-8	11-5 / 1st	PCC
1954-55	22-8	15-1 / 1st	PCC, NCAA
1955-56	8-18	5-11 / t6th	--
1956-57	11-15	6-10 / 6th	--
1957-58	20-6	12-4 / 1st	PCC
1958-59	13-13	7-9 / 6th	--
1959-60 *	6-8	Indep.	--
1960-61	14-12	Indep.	--
1961-62	24-5	Indep.	NCAA
1962-63	22-9	Indep.	NCAA
1963-64	25-4	Indep.	NCAA

\*missed 12 games due to illness

CONFERENCE RECORD.....265-228 (36 Years)  
 OVERALL RECORD..... 599-392 (36 Years)

# HALL OF FAME COACH RALPH MILLER

## OREGON STATE HONORS

- Inducted into the Naismith Memorial Basketball Hall of Fame in 1988.
- Earned national coach of the year honors from the Associated Press twice (1981, '82) and was second in voting in 1980.
- Honored as the District 8 Coach of the Year five times (1975, '80, '81, '87, '88) and was a three-time conference coach of the year (1975, '81, '89).
- Named the NIT/Kodak Man of the Year in 1988.
- Was an NABC Hillyard Golden Anniversary Award recipient in 1997 (50 years of service).
- Was the recipient of the Slat's Gill Award in 1980 and 1981, given to the outstanding coach or administrator of any Oregon-based team at any level.
- Inducted into State of Oregon Hall of Fame in 1988, OSU Athletic Hall of Fame in 1991 and Pac-10 Hall of Honor in 2006.
- A banner was unveiled in Gill Coliseum during the 1996-97 season signifying his career number of wins (674).
- Oregon State's basketball floor at Gill Coliseum is named in his honor.

## OREGON STATE COACHING HIGHLIGHTS (1971-89)

- Retired as the sixth all-time winningest basketball coach in Division I history (674 victories) and the second-winningest coach at Oregon State (359 wins).
- Led Oregon State to eight NCAA Tournament Appearances (1975, '80, '81, '82, '84, '85, '88, '89) and the Elite Eight in 1982.
- Coached five Oregon State teams that were ranked in the Top 10 in the nation.
- His 1981 Oregon State team enjoyed the No. 1 national ranking for eight weeks.
- Coached Oregon State consensus All-Americans Steve Johnson and Gary Payton and had a total of 21 All-Pac-10 selections.
- Led Oregon State to four Pac-10 Championships (1980, '81, '82, '84).
- Had only two losing seasons in 19 years at Oregon State.

## UNIVERSITY OF IOWA COACHING HIGHLIGHTS (1965-70)

- Led Iowa to Big Ten titles in 1968 and 1970 and was named Big Ten Coach of the Year both of those seasons.
- Was the Midwest Regional Coach of the Year in 1965.
- His 1970 team averaged more than 100 points per game in conference play and advanced to the NCAA Tournament.

## WICHITA STATE UNIVERSITY COACHING HIGHLIGHTS (1952-64)

- Led Wichita State to the school's first-ever NCAA Tournament appearance in 1964.
- Led the Shockers to three NIT appearances (1954, '62, '63)
- Named Missouri Valley Coach of the Year in 1954 and 1963.



## RALPH MILLER HEAD COACHING CAREER

### WICHITA STATE UNIVERSITY

YEAR	OVERALL	CONF. / FINISH	POSTSEASON
1951-52	11-19	2-8 / 6th	--
1952-53	16-11	3-7 / 6th	--
1953-54	27-4	8-2 / 2nd	NIT
1954-55	17-9	4-6 / 4th	--
1955-56	14-12	7-5 / 4th	--
1956-57	15-11	8-6 / 4th	--
1957-58	14-12	6-8 / 4th	--
1958-59	14-12	7-7 / 4th	--
1959-60	14-12	6-8 / 4th	--
1960-61	18-8	6-6 / 4th	--
1961-62	18-9	7-5 / 3rd	NIT
1962-63	19-8	7-5 / 2nd	NIT
1963-64	23-6	10-2 / 1st	NCAA
<b>TOTAL</b>	<b>220-133</b>	<b>81-75</b>	

### UNIVERSITY OF IOWA

YEAR	OVERALL	CONF. / FINISH	POSTSEASON
1964-65	14-10	8-6 / 5th	--
1965-66	17-7	8-6 / 3rd	--
1966-67	16-8	9-5 / 3rd	--
1967-68	16-9	10-4 / 1st	--
1968-69	12-12	5-9 / 8th	--
1969-70	20-5	14-0 / 1st	NCAA
<b>TOTAL</b>	<b>95-51</b>	<b>54-30</b>	

### OREGON STATE UNIVERSITY

YEAR	OVERALL	CONF. / FINISH	POSTSEASON
1970-71	12-14	4-10 / 6th	--
1971-72	18-10	9-5 / 3rd	--
1972-73	15-11	6-8 / 5th	--
1973-74	13-13	6-8 / 5th	--
1974-75	19-12	10-4 / 2nd	NCAA
1975-76	18-9	10-4 / 2nd	--
1976-77	16-13	8-6 / 3rd	--
1977-78	16-11	9-5 / 2nd	--
1978-79	18-10	11-7 / 3rd	NIT
1979-80	26-4	16-2 / 1st	NCAA
1980-81	26-2	17-1 / 1st	NCAA
1981-82	25-5	16-2 / 1st	NCAA
1982-83	20-11	12-6 / 3rd	NIT
1983-84	22-7	15-3 / 1st	NCAA
1984-85	22-9	12-6 / 2nd	NCAA
1985-86	12-15	8-10 / 5th	--
1986-87	19-11	10-8 / 3rd	NIT
1987-88	20-11	12-6 / 2nd	NCAA
1988-89	22-8	13-5 / 3rd	NCAA
<b>TOTAL</b>	<b>359-186</b>	<b>204-114</b>	

WICHITA STATE RECORD .....220-133 (13 Years)  
 IOWA RECORD ..... 95-51 (6 Years)  
 OREGON STATE RECORD .....359-186 (19 Years)

CONFERENCE RECORD..... 339-219 (38 Years)  
 OVERALL RECORD ..... 674-370 (38 Years)




# GARY PAYTON SALUTE

## OREGON STATE HONORS

- Inducted into the Naismith Memorial Basketball Hall of Fame in 2013.
- Selected national Player of the Year by Sports Illustrated in 1990.
- 1990 consensus All-American first team pick.
- 1990 Pac-10 Player of the Year.
- Other 1989-90 honors: Billy Packer's U.S. Army Reserve Player of the Year, L.A. Gear Unstoppable Player of the Year, Bill Hayward Amateur Athlete for the state of Oregon, MVP of the Japan Classic All-Star Tournament.
- Three-time All-Pac-10 selection.
- Pac-10 All-Tournament selection in 1988 and 1989.
- 1987 Pac-10 Freshman of the Year and Pac-10 Defensive Player of the Year.
- Pac-10 Player of the Week nine times in his career, more than any player in conference history.
- Three-time MVP of the Far West Classic and the only four-time all-tournament selection.
- Selected to the Pac-10 All-Decade Team for the 1980s.
- OSU jersey (#20) retired during 1996-97 season.
- Inducted into the Oregon State University Athletic Hall of Fame in 1996.
- Named to Pac-10 Conference's inaugural Hall of Honor class in 2002.

## OREGON STATE HIGHLIGHTS

- The Pac-12's all-time leader in assists (938) and steals (321).
- Sixth all-time leading scorer in Pac-12 and all-time leader at Oregon State (2,172).
- His 58 points vs. USC on Feb. 22, 1990 set the Oregon State school record and is the third-most ever in Pac-12 history.
- Led Oregon State in scoring in 1988-89 (20.1) and 1989-90 (25.7).
- Ranks second for single-season scoring at Oregon State with 746 points in 1989-90 and seventh with 603 points in 1988-89.
- Finished his Oregon State career with 16 30+ scoring games.
- Led Oregon State in assists and steals all four seasons.
- Holds the top four spots on Oregon State's single-season assists list.
- Set the school record with 15 assists vs. Arizona State (Nov. 30, 1989).
- Holds or equals three of the top four single-season steals marks in Oregon State history.
- On Oregon State's all-time leaderboard, holds 10 career, seven single-season, six single-game and five consecutive-game records.
- Started every game during his four-year career.




## OREGON STATE STATISTICS

YEAR	GP	GS	MIN	AVG	TOTAL			3-PTS			REBOUNDS				PF	FO	AST	TO	BLK	STL	PTS	AVG			
					FG	FGA	PCT	FG	FGA	PCT	FT	FTA	PCT	OFF									DEF	TOT	AVG
1986-87	30	30	1115	37.2	153	333	.459	13	35	.371	55	82	.671	27	93	120	4.0	98	3	229	93	20	58	374	12.5
1987-88	31	31	1178	38.0	180	368	.489	31	78	.397	58	83	.699	27	76	103	3.3	106	3	230	106	11	72	449	14.5
1988-89	30	30	1140	38.0	208	438	.475	82	213	.385	105	155	.677	34	88	122	4.1	108	3	244	91	17	91	603	20.1
1989-90	29	29	1095	37.8	288	571	.504	52	156	.333	118	171	.690	43	92	135	4.7	103	4	235	106	15	100	746	25.7
<b>TOTAL</b>	<b>120</b>	<b>120</b>	<b>4528</b>	<b>37.7</b>	<b>829</b>	<b>1710</b>	<b>.485</b>	<b>178</b>	<b>482</b>	<b>.369</b>	<b>336</b>	<b>491</b>	<b>.684</b>	<b>131</b>	<b>349</b>	<b>480</b>	<b>4.0</b>	<b>415</b>	<b>13</b>	<b>938</b>	<b>396</b>	<b>63</b>	<b>321</b>	<b>2172</b>	<b>18.1</b>

# OREGON STATE ALL-TIME GREATS

## BRENT BARRY

- A 6-foot-6 guard from Danville, Calif. (De La Salle HS).
- OSU HONORS: 1995 USBWA & NABC All-District and All-Pac-10 selection ... Two time Pac-10 Player of the Week ... Two-time Oregon State team MVP (1994 and 1995) ... Far West Classic MVP in 1993 ... Two-time Far West Classic All-Tournament selection ... A 1995 NABC All-Star.
- OSU HIGHLIGHTS: Currently 11th in scoring (1,304) and fourth in steals (199) on Oregon State's career lists ... Appears nine times on OSU's top 10 career records lists ... Tied the OSU record with eight steals vs. Arizona (Feb. 23, 1995) ... Scored a career-high 34 points vs. California (March 4, 1995) ... Second in the Pac-10 for scoring in 1995 (21.0).




### OREGON STATE STATISTICS

Year	GP	Pts	Avg	Rbs	Ast	Blk	Stl
1991-92	31	161	5.2	47	70	11	30
1992-93	23	165	7.2	49	83	21	33
1993-94	27	411	15.2	141	94	23	64
1994-95	27	567	21.0	159	104	12	72
<b>Career</b>	<b>108</b>	<b>1304</b>	<b>12.1</b>	<b>396</b>	<b>351</b>	<b>67</b>	<b>199</b>

## LEW BECK

- A 5-foot-10 guard from Pendleton, Ore. (Pendleton HS).
- OSU HONORS: 1947 All-American, All-Pacific Coast and All-Northern Division ... 1943 All-Northern Division first team and All-PCC second team ... Inducted into the State of Oregon Hall of Fame (1981) and the OSU Athletic Hall of Fame (1988).
- OSU HIGHLIGHTS: At the time of his graduation, he was the school's second-leading all-time scorer (820 points) ... Led Oregon State to its first NCAA Tournament in 1947 ... Scored 20 points in NCAA Tournament games vs. Oklahoma and Wyoming ... Oregon State won the Pacific Coast Conference title in 1947 ... The team won 65 games during his tenure, including a 28-5 campaign in 1947 ... Beck helped the 1947 team win all four games vs. Oregon ... The 1947 team was the first Oregon State squad to travel by plane.




### OREGON STATE STATISTICS

Year	GP	Pts	Avg	Rbs	Ast	Blk	Stl
1941-42	27	172	6.4	—	—	—	—
1942-43	28	290	10.4	—	—	—	—
1946-47	30	358	11.9	—	—	—	—
<b>Career</b>	<b>85</b>	<b>820</b>	<b>9.6</b>	—	—	—	—

## RAY BLUME

- A 6-foot-4 guard from Portland, Ore. (Parkrose HS).
- OSU HONORS: A 1979-80 All-American ... Made the All-Pac-10 first team in 1980 and 1981 ... Made the 1979 Far West Classic All-Tournament team ... Inducted into the OSU Athletic Hall of Fame (2004).
- OSU HIGHLIGHTS: Ended his career fifth all-time in scoring at OSU (1,288 points, now 12th) ... Ranks third at OSU in total steals (205) and fourth in steals per game (1.85) ... Seventh all-time at OSU in field goal percentage (.539) ... Led the team in minutes played each of his last three years ... Member of the 1980-81 team that ranked No. 1 in the country.



### OREGON STATE STATISTICS

Year	GP	Pts	Avg	Rbs	Ast	Blk	Stl
1977-78	25	155	6.2	45	26	2	26
1978-79	28	376	13.4	73	95	1	63
1980-81	30	463	15.4	86	136	1	66
1981-82	28	294	10.5	79	101	1	50
<b>Career</b>	<b>111</b>	<b>1288</b>	<b>11.6</b>	<b>283</b>	<b>358</b>	<b>5</b>	<b>205</b>

## FREDDIE BOYD

- A 6-foot-2 guard from Bakersfield, Calif. (East Bakersfield HS).
- OSU HONORS: All-American, All-Pacific Coast and All-Pac-8 in 1972 ... Two-time team MVP (1971 and 1972) ... MVP of the 1970 and 1971 Far West Classics ... Played in the 1972 NABC All-Star Game ... Inducted into the OSU Athletic Hall of Fame (1992).
- OSU HIGHLIGHTS: Led the team in scoring and assists two years in a row ... Had 17.8 ppg and 6.8 apg in 1970-71 and 19.8 ppg and 6.6 apg in 1971-72 ... At the end of his career, ranked fourth on OSU's career scoring chart (1,221 points, now 18th) ... On OSU's career charts, ranks second in assists per game (6.70) ... Ranks fifth and sixth in school history for single-season assists ... Scored a career-high 37 points against top-ranked UCLA in 1972.




### OREGON STATE STATISTICS

Year	GP	Pts	Avg	Rbs	Ast	Blk	Stl
1969-70	26	203	7.8	63	—	—	—
1970-71	26	464	17.8	73	177	—	—
1971-72	28	554	19.8	76	185	—	—
<b>Career</b>	<b>80</b>	<b>1221</b>	<b>15.3</b>	<b>212</b>	<b>362</b>	—	—

## LESTER CONNER

- A 6-foot-4 guard/forward from Oakland, Calif. (Fremont HS/Chabot CC).
- OSU HONORS: 1982 All-American, Pac-10 MVP, All-Pac-10 and team MVP ... Two-time Pac-10 Player of the Week in 1982 ... Named to the Pac-10 All-Newcomer team in 1981 ... Inducted into the OSU Athletic Hall of Fame (1994).
- OSU HIGHLIGHTS: Led OSU to Pac-10 crowns in 1981 and 1982 and was a member of the #1-ranked team in the country in 1981 ... Set OSU's single-season record for steals with 91 (now tied for second) ... On OSU's career lists, ranks second in steals per game (2.47) and fifth in assists per game (4.55) ... Had an OSU-record seven steals in four different games (since broken) ... Was OSU's leading scorer in 1981-82 (14.9 ppg).




### OREGON STATE STATISTICS

Year	GP	Pts	Avg	Rbs	Ast	Blk	Stl
1980-81	28	197	7.0	119	111	9	52
1981-82	30	448	14.9	163	153	4	91
<b>Career</b>	<b>58</b>	<b>645</b>	<b>11.1</b>	<b>282</b>	<b>264</b>	<b>13</b>	<b>143</b>

## MEL COUNTS

- A 7-foot center from Coos Bay, Ore. (Marshfield HS).
- OSU HONORS: 1964 All-American second team ... 1963 Helms Foundation and Converse All-American ... Two-time MVP of the Far West Classic ... MVP of the 1963 NCAA West Regional ... OSU jersey (#21) retired during 1996-97 season ... Inducted into the OSU Athletic Hall of Fame (1988), the State of Oregon Hall of Fame (1982) and the Pac-10 Hall of Honor (2004).
- OSU HIGHLIGHTS: Pac-12's all-time leader for rebounds (1,375), and ranks third in career scoring average (22.2) and rebounding average (15.4) ... He is OSU's career leader in all three categories ... His 26.7 scoring average in 1963-64 is the school record and the second-highest in Pac-12 history ... Set OSU's career scoring record (1,973 points) and now stands third.




### OREGON STATE STATISTICS

Year	GP	Pts	Avg	Rbs	Ast	Blk	Stl
1961-62	29	537	18.5	401	—	—	—
1962-63	31	661	21.3	485	—	—	—
1963-64	29	775	26.7	489	—	—	—
<b>Career</b>	<b>89</b>	<b>1973</b>	<b>22.2</b>	<b>1375</b>	—	—	—

**CLIFF CRANDALL**

- A 6-foot-2 guard/forward from Astoria, Ore. (Astoria HS).
- OSU HONORS: OSU's first two-time All-American ... All-American, All-Pacific Coast Conference and All-Northern Division in 1948 and 1949 ... Inducted into the State of Oregon Hall of Fame (1981) and the OSU Athletic Hall of Fame (1990).
- OSU HIGHLIGHTS: The first OSU player to score more than 1,000 points in a career (1,248) ... Led Oregon State to its first Final Four in 1949 ... Helped the program to the 1947 and 1949 Pacific Coast Conference titles ... Set the school record for most points in one season with 435 as a senior (since broken) ... Scored 29 points in one game vs. Oregon, the most at the time by an Oregon State player vs. the Ducks ... Scored 30 points vs. California as a junior, the most that season.




**OREGON STATE STATISTICS**

Year	GP	Pts	Avg	Rbs	Ast	Blk	Stl
1945-46	24	120	5.0	—	—	—	—
1946-47	33	308	9.3	—	—	—	—
1947-48	33	385	11.7	—	—	—	—
1948-49	36	435	12.1	—	—	—	—
<b>Career</b>	<b>126</b>	<b>1248</b>	<b>9.9</b>	—	—	—	—

**DAVE GAMBEE**

- A 6-foot-7 forward from Corvallis, Ore. (Corvallis HS).
- OSU HONORS: 1957 and 1958 All-American and All-Pacific Coast Conference ... 1957 Far West Classic MVP and made the 1956 all-tournament team ... Inducted into the State of Oregon Hall of Fame (1980) and OSU Athletic Hall of Fame (1991) ... Named to Pac-10 Hall of Honor in 2010.
- OSU HIGHLIGHTS: Held OSU's career record with 1,468 points (now stands in sixth) ... His 18.8 career scoring average ranks fourth all-time at OSU ... Ranks third all-time at OSU in career rebounds (828) and rebounding average (10.6) ... Scored a career-high 35 points in the 1957 Far West Classic game against Yale ... Five 30-plus scoring games for his career ... Recorded a career-high 23 rebounds on Dec. 21, 1955 vs. Northwestern.




**OREGON STATE STATISTICS**

Year	GP	Pts	Avg	Rbs	Ast	Blk	Stl
1955-56	26	467	18.0	270	—	—	—
1956-57	26	525	20.2	273	—	—	—
1957-58	26	476	18.3	285	—	—	—
<b>Career</b>	<b>78</b>	<b>1468</b>	<b>18.8</b>	<b>828</b>	—	—	—

**BUCK GRAYSON**

- A guard from Portland, Ore. (Jefferson HS).
- OSU HONORS: A 1930 All-American ... Also named to the All-Northern Division second team in 1930 ... Inducted into the State of Oregon Hall of Fame (1983).
- OSU HIGHLIGHTS: His first season coincided with Slats Gill's first season as head coach ... Scored 18 points in a game against Stanford in 1929-30, the most by any player that season ... Known for being a left-handed sharpshooter ... OSU went 45-30 and had winning seasons in each of his three years ... A team co-captain as a senior.




**OREGON STATE STATISTICS**

Year	GP	Pts	Avg	Rbs	Ast	Blk	Stl
1928-29	—	71	—	—	—	—	—
1929-30	—	166	—	—	—	—	—
1930-31	—	109	—	—	—	—	—
<b>Career</b>	—	<b>346</b>	—	—	—	—	—

**A.C. GREEN**

- A 6-foot-9 forward from Portland, Ore. (Benson Tech).
- OSU HONORS: 1985 All-American third team selection and Region 8 Player of the Year ... 1984 All-American honorable mention and Pac-10 Player of the Year ... Three-time All-Pac-10 selection (1983, '84, '85) ... 1984 Far West Classic MVP and three-time member of all-tournament team ... Four-time Pac-10 Player of the Week ... OSU jersey (#45) retired during 1996-97 season ... Inducted into the OSU Athletic Hall of Fame (1996) and State of Oregon Hall of Fame (2003) ... Named to Pac-12 Hall of Honor in 2012.
- OSU HIGHLIGHTS: Fourth in the nation for field goal percentage (.657) in 1983-84 ... On OSU's career lists, ranks fourth in scoring (1,694 points), second in rebounds (880) and third in field-goal percentage (.602).




**OREGON STATE STATISTICS**

Year	GP	Pts	Avg	Rbs	Ast	Blk	Stl
1981-82	30	259	8.6	158	32	7	27
1982-83	31	435	14.0	235	53	11	27
1983-84	23	409	17.8	201	38	2	26
1984-85	31	591	19.1	286	62	18	43
<b>Career</b>	<b>115</b>	<b>1694</b>	<b>14.7</b>	<b>880</b>	<b>185</b>	<b>38</b>	<b>123</b>

**LEE HARMAN**

- A 6-foot guard from Los Angeles, Calif. (University HS)
- OSU HONORS: A 1959 All-American second team selection by the Helms Foundation ... Also made the All-Pacific Coast Conference first team in 1959 ... The 1958 Far West Classic MVP and an all-tournament team selection in 1957 ... Inducted into the OSU Athletic Hall of Fame (1991).
- OSU HIGHLIGHTS: The 1957-58 Beavers shared the PCC regular season title ... Led the team in scoring as a senior (15.6 ppg) ... Twice scored a career-high 33 points as a senior, against Iowa and Idaho ... The team captain in 1958-59.
- POST-BASKETBALL: Became one of Hollywood's leading makeup artists.




**OREGON STATE STATISTICS**

Year	GP	Pts	Avg	Rbs	Ast	Blk	Stl
1956-57	26	102	3.9	111	—	—	—
1957-58	23	174	7.6	145	—	—	—
1958-59	24	374	15.6	188	—	—	—
<b>Career</b>	<b>73</b>	<b>650</b>	<b>8.9</b>	<b>444</b>	—	—	—

**SCOTT HASKIN**

- A 6-foot-11 center from Beaumont, Calif. (Beaumont HS).
- OSU HONORS: A two-time All-Pac-10, USBWA and NABC All-District first team selection and team MVP (1992 and 1993) ... Three-time Pac-10 Player of the Week.
- OSU HIGHLIGHTS: OSU's career leader in blocked shots (172) ... Ranks second in blocked shots per game (1.55) ... Holds two of the top five single-season blocked shot marks ... On OSU's career records list, ranks 10th in career scoring (1,319 points), sixth in field goal percentage (.550) and eighth in rebounds (620) ... Led the Pac-10 in 1991-92 in field goal percentage at .612 (16th in the nation) ... Scored a career-high 33 points against USC on Feb. 25, 1992.



**OREGON STATE STATISTICS**

Year	GP	Pts	Avg	Rbs	Ast	Blk	Stl
1988-89	24	74	3.1	59	4	11	5
1989-90	29	237	8.2	140	19	42	10
1991-92	31	558	18.0	201	35	68	9
1992-93	27	450	16.7	220	19	51	15
<b>Career</b>	<b>111</b>	<b>1319</b>	<b>11.9</b>	<b>620</b>	<b>77</b>	<b>172</b>	<b>39</b>

## JIM JARVIS

- A 6-foot guard from Roseburg, Ore. (Roseburg HS).
- OSU HONORS: A 1965 All-American, All-AAWU Conference and team MVP ... An NABC All-Star Game participant in 1965 ... The 1964 Far West Classic MVP and a 1963 all-tournament selection ... Inducted into the State of Oregon Hall of Fame (1987) and OSU Athletic Hall of Fame (1991).
- OSU HIGHLIGHTS: Helped Oregon State to the 1963 Final Four and 1964 NCAA Tournament ... Ended his career fourth on OSU's all-time scoring list (1,142 points, now 24th) ... Color analyst on Oregon State basketball cable broadcasts in the early '90s.




### OREGON STATE STATISTICS

Year	GP	Pts	Avg	Rbs	Ast	Blk	Stl
1962-63	31	191	6.2	94	—	—	—
1963-64	29	403	13.9	95	—	—	—
1964-65	26	548	21.1	112	—	—	—
<b>Career</b>	<b>86</b>	<b>1142</b>	<b>13.3</b>	<b>301</b>	—	—	—

## STEVE JOHNSON

- A 6-foot-10 center from San Bernardino, Calif. (San Geronio HS).
- OSU HONORS: A 1981 consensus All-American and Pac-10 Player of the Year ... Three-time All-Pac-10 selection ... OSU jersey (#33) retired during 1996-97 season ... Inducted into the OSU Athletic Hall of Fame (1993), State of Oregon Hall of Fame (1995) and Pac-10 Hall of Honor (2007).
- OSU HIGHLIGHTS: His .678 career field goal percentage ranks first all-time in the NCAA ... His field goal percentages of .746 in 1980-81 and .710 in 1979-80 led the nation and still rank first and fourth in NCAA single-season history ... Set Pac-10 record for single-game field goal percentage, going 13-for-13 on Dec. 5, 1979 at Hawaii-Hilo ... Led the Pac-10 in field goal percentage all four years ... Ranks 13th in the Pac-12 and second at OSU in career points with 2,035.




### OREGON STATE STATISTICS

Year	GP	Pts	Avg	Rbs	Ast	Blk	Stl
1976-77	28	379	13.5	156	9	0	0
1977-78	3	60	20.0	29	0	1	1
1978-79	27	498	18.4	178	35	42	23
1979-80	30	509	17.0	207	47	30	17
1980-81	28	589	21.0	215	50	41	10
<b>Career</b>	<b>116</b>	<b>2035</b>	<b>17.5</b>	<b>785</b>	<b>141</b>	<b>114</b>	<b>51</b>

## ED LEWIS

- A 6-foot-5 center from Portland, Ore. (Washington HS).
- OSU HONORS: Named a 1933 All-American, All-Pacific Coast Conference and All-Northern Division ... The Oregon Journal named him the top player in the Northwest between 1900-1950 ... His OSU jersey number (#25) has been retired ... Oregon State's team leadership award is named after him ... Inducted into the State of Oregon Hall of Fame (1980), the OSU Athletic Hall of Fame (1988) and the Pac-10 Hall of Honor (2005).
- OSU HIGHLIGHTS: Helped Oregon State to the 1933 Pacific Coast title ... Led the team in scoring as a senior (282 points) ... Scored 11 or more points 14 times as a senior ... Scored a career-high 18 points against Washington in 1932 ... The team swept Oregon in a four-game series in 1932-33 ... Team captain as a senior.




### OREGON STATE STATISTICS

Year	GP	Pts	Avg	Rbs	Ast	Blk	Stl
1930-31	—	123	—	—	—	—	—
1931-32	—	123	—	—	—	—	—
1932-33	27	282	10.4	—	—	—	—
<b>Career</b>	—	<b>528</b>	—	—	—	—	—

## JOHN MANDIC

- A 6-foot-4 center from Los Angeles, Calif. (Roosevelt HS).
- OSU HONORS: A 1942 All-American ... A two-time All-Pacific Coast Conference and All-Northern Division selection (1941 and 1942) ... Inducted into the State of Oregon Hall of Fame (1982) and OSU Athletic Hall of Fame (1991).
- OSU HIGHLIGHTS: Led Oregon State to the 1942 PCC title ... Was the school's all-time leading scorer at the end of his career with 808 points ... Led the team in scoring each of his three years ... Scored a career-high 21 points against Idaho in 1942 ... Hit a game-winning shot with six seconds left to beat Oregon in 1942 (27-26) ... Oregon State won 64 games during his tenure ... He and his brother Frank, also a three-year letterman, played on the 1939-40 club together.




### OREGON STATE STATISTICS

Year	GP	Pts	Avg	Rbs	Ast	Blk	Stl
1939-40	37	285	7.7	—	—	—	—
1940-41	28	264	9.4	—	—	—	—
1941-42	26	259	10.0	—	—	—	—
<b>Career</b>	<b>91</b>	<b>808</b>	<b>8.9</b>	—	—	—	—

## JOSE ORTIZ

- A 6-foot-10 center from Cayey, Puerto Rico (Benjamin Harrison HS).
- OSU HONORS: A 1987 All-American, Pac-10 Player of the Year and team MVP ... Named All-Pac-10 first team both years ... Made the 1985 Far West Classic all-tournament team ... A three-time Pac-10 Player of the Week ... A 1987 NABC All-Star.
- OSU HIGHLIGHTS: Averaged 19.8 points per game in his two-year career, which is third on OSU's all-time list ... Also ranks third in blocked shots per game (1.40), fifth in field goal percentage (.557) and fifth in rebound average (8.7) on OSU's career charts ... His 1986-87 season ranks third on OSU's single-season scoring list (668 points) and points per game chart (22.3) ... Had five 30-plus scoring games, including a career-high 38 against San Jose State on Dec. 29, 1986 ... Grabbed a career-high 18 rebounds in a win at UCLA in 1986.




### OREGON STATE STATISTICS

Year	GP	Pts	Avg	Rbs	Ast	Blk	Stl
1985-86	22	361	16.4	188	28	32	14
1986-87	30	668	22.3	262	49	41	35
<b>Career</b>	<b>52</b>	<b>1029</b>	<b>19.8</b>	<b>450</b>	<b>77</b>	<b>73</b>	<b>49</b>

## WALLY PALMBERG

- A 5-foot-11 forward from Portland, Ore. (Astoria HS).
- OSU HONORS: A 1936 All-American ... A two-time All-Northern Division first team selection (1935 and 1936) ... Made the All-Pacific Coast Conference first team in 1936 and the second team in 1935 ... Inducted into the State of Oregon Hall of Fame (1981) and the OSU Athletic Hall of Fame (1991).
- OSU HIGHLIGHTS: Led the team in scoring as a senior (277 points, 11.1 average) ... Set a Northern Division record with 187 points in conference play in 1936 ... Helped team to the 1935 PCC Playoffs.
- COACHING: Led Astoria (Ore.) High School to state titles as a coach in 1941 and 1942 ... Wrote a book titled "Toward One Flag 1865-1943, A History of Lower Columbia Athletics" ... Coached at Oregon Tech when it was a two-year school for seven seasons (1955 to 1961) and won three league titles.




### OREGON STATE STATISTICS

Year	GP	Pts	Avg	Rbs	Ast	Blk	Stl
1933-34	—	25	—	—	—	—	—
1934-35	28	180	6.4	—	—	—	—
1935-36	25	277	11.1	—	—	—	—
<b>Career</b>	—	<b>482</b>	—	—	—	—	—

## MARK RADFORD

- A 6-foot-guard from Portland, Ore. (Grant HS).
- OSU HONORS: An All-Pac-10 selection in 1981 ... Member of 1980-81 team that was inducted into the State of Oregon Hall of Fame in 1996 and the OSU Athletic Hall of Fame in 2006.
- OSU HIGHLIGHTS: Helped Oregon State to Pac-10 titles and NCAA Tournament trips in 1980 and 1981 ... Currently ninth in scoring (1,390), sixth in field goals made (549), seventh in assists (401) and fifth in steals (184) on Oregon State's career lists ... Had a career-high 61 steals in 1980-81, the fifth-most by a senior in Oregon State history.




### OREGON STATE STATISTICS

Year	GP	Pts	Avg	Rbs	Ast	Blk	Stl
1977-78	27	286	10.6	56	97	1	30
1978-79	28	383	13.7	87	112	4	34
1979-80	30	358	11.9	75	100	2	59
1980-81	28	363	13.0	61	92	1	61
<b>Career</b>	<b>113</b>	<b>1390</b>	<b>12.3</b>	<b>279</b>	<b>401</b>	<b>8</b>	<b>184</b>

## “RED” ROCHA

- A 6-foot-8 center from Honolulu, Hawaii (Hilo HS).
- OSU HONORS: A 1947 All-American ... A three-time All-Pacific Coast Conference and All-Northern Division first team selection ... Inducted into the State of Oregon Hall of Fame (1980) and the OSU Athletic Hall of Fame (1990) ... Named to Pac-10 Hall of Honor in 2008.
- OSU HIGHLIGHTS: Helped Oregon State to the 1947 NCAA Tournament ... At the time of his graduation, led OSU in career scoring (911 points).
- COACHING: Head coach of NBA's Detroit Pistons for three seasons, and named The Sporting News Coach of the Year twice ... Former head coach at the University of Hawaii ... Director of the Aloha/Japan Classic (for college seniors) for more than two decades ... Member of the Hawaii Sports Hall of Fame.




### OREGON STATE STATISTICS

Year	GP	Pts	Avg	Rbs	Ast	Blk	Stl
1944-45	16	225	14.1	—	—	—	—
1945-46	24	289	12.0	—	—	—	—
1946-47	33	397	12.0	—	—	—	—
<b>Career</b>	<b>73</b>	<b>911</b>	<b>12.5</b>	<b>—</b>	<b>—</b>	<b>—</b>	<b>—</b>

## CHARLIE SITTON

- A 6-foot-8 forward from McMinnville, Ore. (McMinnville HS).
- OSU HONORS: A two-time All-American (1983 and 1984) ... A three-time All-Pac-10 (1982, '83, '84) selection ... Runner-up for 1983 Pac-10 MVP ... Named to the 1981 All-Pac-10 Freshman Team ... A three-time All-Far West Classic honoree, including 82 MVP ... The 1983 team MVP ... Inducted into the State of Oregon Hall of Fame (1997) and the OSU Athletic Hall of Fame (1997) ... Named to Pac-12 Hall of Honor in 2013.
- OSU HIGHLIGHTS: Helped OSU to the #1 national ranking as a freshman ... OSU was 93-25 (.788) during the Sitton era, appearing in the NCAA Tournament three times and once in the NIT ... Scored a career-high 32 points against both Bradley and Oregon in 1983 ... Fifth-leading scorer in OSU history with 1,561 points ... Also ranks fourth all-time in field goal percentage (.575).



### OREGON STATE STATISTICS

Year	GP	Pts	Avg	Rbs	Ast	Blk	Stl
1980-81	28	179	6.4	92	66	13	14
1981-82	30	386	12.9	129	65	17	26
1982-83	30	563	18.8	157	58	10	32
1983-84	29	433	14.9	124	63	20	15
<b>Career</b>	<b>117</b>	<b>1561</b>	<b>13.3</b>	<b>502</b>	<b>252</b>	<b>60</b>	<b>87</b>

## TRES TINKLE

- A 6-foot-7 forward from Missoula Mont. (Hellgate HS)
- OSU HONORS: A two-time NABC and USBWA All-District selection (2019, '20) ... Three-time All-Pac-12 First Team honoree (2018, '19, '20) ... Four-time Pac-12 Player of the Week.
- OSU HIGHLIGHTS: Finished his Oregon State career first all-time in scoring (2,233), seventh in scoring average (17.7), third in field goals made (739), tied for second in 3-pointers made (185), first in free throws made (570), second in rebounding (882), tied for eighth in assists (374), fifth in steals (196) and sixth in double-doubles (27) ... Helped lead the Beavers to the NCAA Tournament as a freshman in 2016, their first March Madness berth since 1990.




### OREGON STATE STATISTICS

Year	GP	Pts	Avg	Rbs	Ast	Blk	Stl
2015-16	27	353	13.1	146	30	14	32
2016-17	6	121	20.2	50	14	5	13
2017-18	32	563	17.6	231	117	18	45
2018-19	30	624	20.8	243	115	16	52
2019-20	31	572	18.5	212	98	16	54
<b>Career</b>	<b>117</b>	<b>2233</b>	<b>17.7</b>	<b>882</b>	<b>374</b>	<b>69</b>	<b>196</b>

## PAUL VALENTI

- A forward from Mill Valley, Calif. (Tamalpais HS).
- OSU HONORS: The OSU team award for the player that exhibits the greatest desire and determination is named after him ... Inducted into the State of Oregon Hall of Fame (1982) and OSU Athletic Hall of Fame (1990) ... Named to Pac-10 Hall of Honor in 2009.
- OSU PLAYING HIGHLIGHTS: The Beavers went 64-29 in his three years on the varsity and won the Northern Division crown twice ... Led the 1939 undefeated freshman team in scoring.
- OSU COACHING HIGHLIGHTS: After serving in the Navy during World War II, returned to OSU ... Was assistant coach for 19 years before becoming head coach ... Had a 91-82 record in six seasons ... In his second season, Beavers went 21-7, won the AAWU with a 12-2 record and advanced to the NCAA West Regional final ... Named UPI West Coast Coach of the Year ... Also coached baseball and tennis ... Also served as an associate athletic director.



### OREGON STATE STATISTICS

Year	GP	Pts	Avg	Rbs	Ast	Blk	Stl
1939-40	—	231	—	—	—	—	—
1940-41	—	167	—	—	—	—	—
1941-42	—	181	—	—	—	—	—
<b>Career</b>	<b>—</b>	<b>579</b>	<b>—</b>	<b>—</b>	<b>—</b>	<b>—</b>	<b>—</b>

## CHARLIE WHITE

- A 6-foot-4 forward from Detroit, Mich. (Monterey JC).
- OSU HONORS: A 1966 Converse All-American ... Also made the 1966 All-AAWU first team and was the team MVP ... Inducted into the OSU Athletic Hall of Fame (1991) ... Named to Pac-10 Hall of Honor in 2011.
- OSU HIGHLIGHTS: Helped OSU end UCLA's long streak of conference championships as the Beavers won the 1966 AAWU crown ... The 1966 Beavers led the country in scoring defense ... Led the squad in rebounding his first season (7.0 rpg) ... Scored a career-high 26 points against Washington on Jan. 15, 1966.



### OREGON STATE STATISTICS

Year	GP	Pts	Avg	Rbs	Ast	Blk	Stl
1964-65	26	250	9.6	183	—	—	—
1965-66	28	326	11.6	184	—	—	—
<b>Career</b>	<b>54</b>	<b>576</b>	<b>10.7</b>	<b>367</b>	<b>—</b>	<b>—</b>	<b>—</b>

# ALL-TIME PLAYER LIST

## A

Aase, Carl	1927, 28, 29
Alibegovic, Teo	1989, 90, 91
Allen, Dwayne	1977, 78, 79, 80
Allen, Julius	1979
Allord, Bob	1955, 56, 57
Anderson, Allen	1944
Anderson, Erland	1943, 46, 47
Anderson, Jim	1957, 58, 59
Anderson, Kareem	1992, 93, 94
Anderson, Karl	1959, 60, 61
Anderson, Karl	1990, 91, 92
Anderson, Van	1986
Arbelbide, Gary	1969, 70, 71
Arthur, Ernie	1919, 20, 21

## B

Bailey, Kingman	1931
Baker, Chai	2015
Baker, Lorry	1925, 26
Baker, Terry	1961, 62, 63
Bakke, Steve	1974, 75, 76
Ballard, Rod	1929, 30, 31
Ballentyne, Dick	1948, 49, 50
Barnes, Isaac	2018, 19, 20
Barry, Brent	1992, 93, 94, 95
Bartolome, Vic	1968, 69, 70
Barton, Challe	2012, 13, 14
Baxter, Lynn	1962, 64
Beck, Lew	1942, 43, 47
Benjamin, Corey	1997, 98
Benjamin, Sonny	1995, 96, 97, 98
Benner, Rex	1962, 63, 64
Benson, Cliff	1907
Berger, Seth	2018
Bergstrom, Bob	1935, 36
Berry, Rick	1984
Berry, Troy	1987
Bertrand, Bruce	1968, 69, 70
Bickerstaff, John-Blair	1997, 98
Bilyeu, Hame	1905, 06, 07
Bissett, Lee	1917, 18
Bjornstad, Kyle	2008, 09
Blagg, Henry	1915, 16, 17
Blaser, Kye	2019
Blume, Ray	1978, 79, 80, 81
Boline, Jelani	1994, 95
Boswell, Bryan	2015
Boyd, Freddie	1970, 71, 72
Brandt, Angus	2010, 11, 12, 13, 14
Brantley, Will	1988, 89, 90, 91
Brew, William	1980, 81, 82, 83
Brooks, Russell	1910
Brown, Chris	2011
Brown, David	1992, 93, 94
Brown, George	1924, 25
Brown, Jerohn	1994, 95
Brown, Markee	1996
Brown, Stephane	1994, 95
Bruce, Derrick	2016
Brundage, Brian	1987
Brust, Dick	1952
Burdick, Burt	1911, 12, 13
Burr, Bill	1926, 27, 28
Burton, Joe	2010, 11, 12, 13

## C

Callahan, Ralph	1929, 30
Campbell, Alonzo	1977, 78
Campbell, BoBo	1978

Campbell, Tim	1960, 62, 63
Carey, Norm	1947, 48
Carter, Sean	2008
Carlile, Ray	1965, 66
Carroll, Gary	1968, 69
Carroll, Ralph	1955, 56, 57
Carty, Jay	1960, 61, 62
Casey, Brett	2006
Cate, Claude	1902, 03, 04
Cate, Grover	1904, 05, 06, 07
Catterall, James	1948, 49
Cave, Jim	1972, 73
Cavell, Bob	1988, 89, 90, 91
Cecil, Don	1943
Celestine, Allan	1988, 89, 90, 91
Centen, Peter	1987
Chatman, Canaan	1992
Childs, James	1978
Claitt, Rickey	2008, 09
Coates, Alton	1904
Cokley, Mike	2000, 01, 02, 03
Collier, Devon	2011, 12, 13, 14
Conkling, Earl	1935, 36, 37
Conner, Lester	1981, 82
Cooke, Hallice	2014
Cooper, Harry	1910, 11, 12, 13
Copple, Larry	1958, 59
Counts, Mel	1962, 63, 64
Crandall, Cliff	1946, 47, 48, 49
Crimins, Jerry	1954, 56, 57
Critchfield, Ron	1959, 60
Critser, Roy	1958, 59
Cudworth, Jeff	1965, 67
Cuic, Sasa	2005, 06, 07
Cunningham, Carson	1997
Cunningham, Jared	2010, 11, 12

## D

Dahlen, Matt	2015, 16, 17
Dale, Ethan	1943
Daniel, Roosevelt	1975, 76
Darling, Charles	1913
Dastrup, Payton	2019, 20
Davis, Everett	1932, 33
Dean, Jay	1954, 55
Deane, Daniel	2009, 10, 11
Dement, Sam	1940, 41, 42
Derrah, Dean	1983, 85
Detour, Jack	1950
Dew, Keondre	2016
Dewey, George	1913, 14, 15
DeWitz, Nick	2005, 06
Diwocky, Fred	1925, 26
Doddrill, Jeremiah	1999
Drager, Bob	1929, 30, 31
Drakeford, David	1994
Dreisewerd, Terry	1964, 65
Duffey, Tom	1930
Duistermars, Dean	1967
Durdan, Don	1941, 42, 43
Duvivier, Malcolm	2014, 15, 16

## E

Eaton, Scott	1964, 65, 66
Edmond, Jim	1969
Edwards, Bob	1951, 52, 53
Edwards, Bobby	1994, 95, 96, 97
Eikelman, John	1919, 20
Eilertson, Jack	1924, 25
Elseth, Ian	2002

Ericksen, Steve	1972, 73, 74
Erickson, Gary	1971
Esping, Ron	1946
Eubanks, Drew	2016, 17, 18
Euhus, Tim	2000
Evans, Danny	1980, 81, 82, 83

## F

Fagans, Ken	1930, 31, 32
Fearnely, Walt	1922
Field, Kevin	2003, 04
Finlay, John	1943
Fleming, Ed	1949, 50
Flowers, Darryl	1983, 84, 85, 86
Flynn, Steve	1959, 60, 61
Folen, Cliff	1934, 35, 36
Fontenet, Jason	2005, 06
Foster, Walt	1907, 08
Fox, Dave	1964, 65, 66
Franklin, Dwayne	1994
Franklin, Julien	2020
Franz, Bob	1966, 67, 68
Fredenburg, Ed	1965, 66, 67
Fredericks, Bill	1956
Freeman, Gary	1968, 69, 70
Freeman, Shawn	1987, 88
French, Larry	1965, 66, 67
Fritz, Vince	1967, 68, 70
Fundingsland, Ron	1952, 54, 55

## G

Gambee, Dave	1956, 57, 58
Giles, C.J.	2008
Gill, Slats	1922, 23, 24
Giusti, Pat	1984, 85
Glanders, Tom	1977, 78
Glenzel, Eli	2019
Goble, Gary	1957, 58, 59
Goldmann, Earl	1956
Gomis, Daniel	2014, 15, 16
Gorbould, Bob	1939
Graap, Ray	1925, 26, 27
Grady, Ron	1997, 98
Grant, Kevin	1988, 89, 90
Grayson, Buck	1929, 30, 31
Green, A.C.	1982, 83, 84, 85
Greene, Nick	1997, 98
Gregg, Mark	1975, 76
Grossnicklaus, Dave	1978, 79
Gruwell, Dave	1972
Gunner, Harry	1966, 67
Gurley, Wayne	1918, 20

## H

Halbrook, Swede	1954, 55
Hales, Jeff	1985, 86
Hall, Don	1941, 42
Haller, Jeff	1970, 71, 72
Halligan, Reggie	1953, 54, 55
Hamilton, Roswell	1909
Hampton, Calvin	2006, 07, 08, 09, 10
Hanchett, Jim	2004, 05
Harge, Joe	1987, 88, 89
Harman, Lee	1957, 58, 59
Harper, Bill	1949, 50, 51
Harris, Kevin	1990, 91, 92, 93
Harris, Mal	1937, 38, 39
Hart, Dean	1982
Harter, Grant	1962, 63
Hartung, Don	1927, 28



Haskin, Scott .....1989, 90, 92, 93  
 Haynes, Calvin.....2008, 09, 10, 11  
 Haynes, Gary.....1956, 57, 58  
 Hayward, David.....1961, 62, 63  
 Haywood, Jimmie.....2000, 01, 02, 03  
 Hedgecock, AJ.....2015  
 Heide, Jason.....1998, 99, 00, 01  
 Hellwege, Lynn.....1987, 88  
 Henjum, Mark.....1972  
 Hennessey, Tim.....1974, 75, 76  
 Henningsen, Ted.....1945, 46  
 Heredia, Vladimir.....1995  
 Hiatt, Dale.....1944  
 Hibbard, George.....1933, 34, 35  
 Hightower, Rod.....1973  
 Hill, Fred.....1933, 34, 35  
 Hilliard, Brian.....1977, 78  
 Hinchin, Vince.....1980  
 Hjelte, Marshall.....1922, 23  
 Hoff, Mustapha.....1993, 95  
 Holbrook, Rob.....1979, 80, 81, 82  
 Hollins, Alfred.....2018, 19, 20  
 Holman, Tommy.....1943, 48, 49, 50  
 Hooks, Kenny.....2004, 05  
 Horton, Merv.....1908, 09, 10  
 Houck, Carlos.....1951  
 Houston, Darrin.....1984, 85, 86  
 Howard, Bob.....1943  
 Hubbard, Clyde.....1920, 21  
 Hughes, Liam.....2005, 06, 07  
 Hunt, Gianni.....2020  
 Hunter, Alex.....1938, 39, 40  
 Hurd, Lamar.....2003, 04, 05, 06

**I**

Inglesby, Trent.....1993, 94

**J**

Jackson, Brian.....2000, 01, 02, 03  
 Jackson, Mario.....1991, 92  
 Jacobson, Bob.....1960, 61, 62  
 James, Clarence.....1933  
 Janzik, John.....1931  
 Jarboe, Johnny.....1953, 54, 55  
 Jarvis, Jim.....1963, 64, 65  
 Jeffers, Kyle.....2004, 05, 06, 07  
 Jeffries, Howard.....1943  
 Jernigan, Emonte.....2001  
 Johns, Miles.....1916  
 Johnson, Ernest.....1959, 60, 61  
 Johnson, Michael.....2004, 05, 06, 07  
 Johnson, Omari.....2008, 09, 10, 11  
 Johnson, Parrish.....1984  
 Johnson, Phil.....1996  
 Johnson, Rockne.....1976  
 Johnson, Roger.....1959  
 Johnson, Steve.....1977, 78, 79, 80, 81  
 Johnston, Daniel.....1951, 52, 53  
 Jones, Cliff.....1973, 74  
 Jones, Clifton.....1999, 00  
 Jones, Daniel.....2011, 12, 13, 14  
 Jones, Marcel.....2005, 06, 07, 08  
 Jones, Ron.....1972, 73, 74  
 Jordan, Leon.....1975, 76, 77  
 Jurgenson, Neal.....1971, 72, 73

**K**

Kaska, Mark.....1985, 86  
 Kebbe, Chester.....1936, 37, 38  
 Keck, Mike.....1971  
 Keck, Walter.....1910, 11  
 Kelley, Kylor.....2019, 20  
 Kidder, Wilbur.....1934, 35, 36

Killum, Earnest.....1992  
 Kincaid, Bob.....1919  
 King, Billy.....1913, 14, 15  
 King, Brian.....1986  
 Kinney, Glen.....1949, 50, 51  
 Kitt, Darrell.....1975, 77  
 Klein, Chuck.....1939  
 Knight, Nate.....1997  
 Knox, Eric.....1985, 87, 88, 89  
 Kolberg, Elmer.....1937, 38  
 Koné, Ben.....2017, 18  
 Krafve, Jerry.....1946  
 Kraus, Jim.....1963, 64, 65  
 Krauss, John.....1986  
 Kruger, Dutch.....1918  
 Kruger, Merle.....1938  
 Kuter, Jeff.....1967, 68, 69

**L**

Labbart, Bob.....1945  
 Lake, Josiah.....1999, 00  
 Lankford, Raymond.....1981, 82  
 Lankton, Steve.....1981  
 Lawson, David.....1992, 93  
 Lee, Fred.....1944  
 Lee, Rickey.....1975, 76, 77, 78  
 Lenchitsky, Carl.....1932, 33, 34  
 Lewis, Ed.....1931, 32, 33  
 Livesay, Dylan.....2015  
 Low, Charles.....1917  
 Lucas, David.....2002, 03, 04, 05  
 Lucas, Jarod.....2020  
 Lyman, Elwood.....1923, 24  
 Lyman, Howard.....1936, 37  
 Lyman, Richard.....1930, 31, 35

**M**

MacDonald, Red.....1932, 33, 34  
 Mandic, Frank.....1938, 39, 40  
 Mandic, John.....1940, 41, 42  
 Manker, Chris.....2001  
 Markham, Mike.....1967, 68, 69  
 Manuel, Kendal.....2017, 18  
 Marshall, David.....1916, 17  
 Marshall, Todd.....1997, 98  
 Marshik, Frank.....1944  
 Martin, Doug.....1941, 42, 47  
 Martin, Earl.....1986, 87, 88, 89, 90  
 Martin, Tony.....1979, 80  
 Masten, Adam.....1999, 00, 01, 02  
 Mathews, Tommy.....1927, 28  
 Mattson, Claude.....1911, 12  
 May, Tom.....1912, 13, 14  
 McCart, Babe.....1919, 20, 21  
 McClouskey, Andy.....1978, 79, 80  
 McConnell, Joey.....2006, 07, 08, 09  
 McGillis, Jack.....2006, 07  
 McGrath, Bernie.....1944, 45, 46  
 McIntosh, Lamont.....1989, 90  
 McKinney, Charles.....1990, 91, 92, 93  
 McLaughlin, JaQuori.....2017  
 McMullen, Tommy.....1923  
 McNutt, George.....1941, 42  
 McShane, Bill.....1978, 79, 80, 81  
 McShane, Kevin.....2009, 10, 11, 12  
 Merrill, Howard.....1930, 31, 32  
 Merryman, Art.....1935, 36, 37  
 Miller, Paul.....1973, 74, 75, 76  
 Miller, Ted.....1957, 58, 59  
 Miller, Tyrone.....1983, 84, 85, 86  
 Miller-Moore, Sean.....2020  
 Mitchell, C.J.....2012, 13, 14  
 Mix, Ira.....1914, 15, 16

Monroe, Norm.....1961  
 Moore, David.....1967, 68, 69  
 Moore, Harry.....1908, 09  
 Moore, John.....1945  
 Moore, Justin.....1994, 96  
 Moores, Merrill.....1902, 03, 04, 05  
 More, Bill.....1967, 68, 69  
 Moreland, Eric.....2011, 12, 13, 14  
 Morris-Walker, Langston.....2013, 14, 15, 16  
 Moss, Wayne.....1956, 57, 58  
 Mott, Andy.....1983  
 Moyer, Malinka.....1995  
 Moyer, Michael.....2013, 14  
 Muench, Doug.....1982  
 Muhammad, Rahim.....1996  
 Mulder, Jack.....1940, 41, 42  
 Muller, Daine.....2017  
 Murphy, Rhys.....2011, 12

**N**

N'diaye, Cheikh.....2014, 15, 16, 17  
 Nanson, Ken.....1956, 57, 58  
 Nash, J.S.....2002, 03, 04, 05  
 Nau, Jim.....1950, 51, 52  
 Neal, Charlie.....1973, 74, 75  
 Neal, Darrell.....1982  
 Neal, Ernie.....1946  
 Neal, Jim.....1971  
 Nelson, Roberto.....2011, 12, 13, 14  
 Nickleberry, Billy.....1970, 71, 72  
 Niles, Bob.....1960  
 North III, Floyd.....2002, 03

**O**

O'Bryan, Obie.....1929  
 O'Connell, Skeet.....1932, 33, 34  
 Olson, Moses.....1999  
 Orr, Jack.....1950, 51, 52  
 Ortiz, Jose.....1986, 87  
 Oxsen, Doug.....1973, 74, 75

**P**

Padgett, Jim.....1950, 52  
 Paldanius, Ward.....1948  
 Palmberg, Wally.....1934, 35, 36  
 Parsons, Pete.....1969  
 Patsel, Ralph.....1952-53  
 Patterson, Bruce.....1958, 60  
 Patton, John.....1988  
 Paulus, Larry.....1954, 55, 56  
 Pauly, Steve.....1961, 62, 63  
 Payne, Bob.....1950, 51  
 Payton, Brandon.....2002  
 Payton, Gary.....1987, 88, 89, 90  
 Payton II, Gary.....2015, 16  
 Penilton, Dave.....1977  
 Perkins, Tim.....1969, 70, 71  
 Peters, Frank.....1963, 64  
 Petersen, Alex.....1947, 48, 49  
 Petersen, Eric.....1994  
 Petersen, Loy.....1966, 67, 68  
 Peterson, Brandon.....1994  
 Peterson, Scott.....1999  
 Petraitis, Ramunas.....1999, 00  
 Petrovic, Sasa.....1996, 97, 98, 99  
 Pflugrad, Roy.....1938, 39  
 Phelan, Bob.....1970  
 Phillips, Walter.....1915, 17  
 Phipps, Tom.....1969, 71, 72  
 Phoenix, DeLon.....1991  
 Pilkington, Bert.....1903  
 Pinkerton, Jim.....1926  
 Pino, Don.....1957

Plante, Rich..... 1973, 74  
 Porterfield, Ralph ..... 1902  
 Potter, Derek ..... 2002, 03, 04, 05  
 Potts, Joey ..... 2020  
 Powers, Jullian ..... 2012, 13  
 Pryor, Sean ..... 1996, 97  
 Puddy, Hal ..... 1944, 45  
 Pugh, Hal ..... 1909, 10

**R**

Radford, Mark..... 1978, 79, 80, 81  
 Rakocevic, Gligorije ..... 2016, 17, 18, 19  
 Ray, Howard ..... 1916, 17, 18  
 Reardon, Butts ..... 1918, 19, 20  
 Reed, Cliff..... 1910, 11  
 Reed, Nollie ..... 1906, 07  
 Reed, Rick ..... 1971, 72, 73  
 Reichle, Zach ..... 2018, 19, 20  
 Reid, Jarmal ..... 2013, 14, 15, 16  
 Reiman, Bob ..... 1944  
 Reinalda, Johan ..... 1988, 89  
 Remmers, Vic ..... 2002, 03, 04, 05  
 Reynolds, Skeet ..... 1919, 20  
 Ricci, Philip ..... 2002, 03  
 Richard, Chris ..... 2010  
 Richards, Lyle ..... 1922  
 Ridings, Red ..... 1923, 24, 25  
 Riggs, Jeff ..... 1996, 97  
 Rinearson, Len ..... 1948, 49, 50  
 Rinehart, Rinee ..... 1903  
 Rinehart, Earl ..... 1903, 04, 05  
 Ringmar, Henrik ..... 1991  
 Rissman, Bob..... 1937  
 Robbins, Victor ..... 2013, 14, 15  
 Roberts, Jason..... 1996  
 Robins, Ron ..... 1952, 53, 54, 55  
 Robinson, George..... 1918  
 Rocha, Red ..... 1945, 46, 47  
 Rocklin, Tony ..... 1994  
 Roelandt, Frank..... 1947, 48  
 Romano, Tony ..... 1938, 39, 40  
 Romanoff, Ted ..... 1952, 53, 54  
 Rooper, Henry..... 1907, 08  
 Rose, Chris..... 1997  
 Ross, Art ..... 1921, 22  
 Ross, Frank..... 1921  
 Ross, Ray..... 1992  
 Ross, Tony..... 1991  
 Rossi, Gary..... 1961, 62, 63  
 Roth, Alex ..... 2014, 15  
 Rothman, Randy ..... 1964  
 Rueppell, Chris..... 1990  
 Runyon, Carl ..... 1974, 75

**S**

Sample, Jarman ..... 2002, 03  
 Samuel, Don ..... 1947, 48  
 Sanders, Clem ..... 1921  
 Sanders, Tanner ..... 2015, 17, 18  
 Savory, Jack ..... 1927, 28  
 Schaftenaar, Olaf ..... 2013, 14, 15, 16  
 Schaftenaar, Roeland ..... 2007, 08, 09, 10  
 Schroeder, Arnold ..... 1958  
 Scott, Chad..... 1991, 92, 93  
 See, Joe ..... 2002  
 Sertic, George..... 1944, 45  
 Shadoin, Phil ..... 1955

Shaw, Clayton..... 1940, 41  
 Shelton, Lonnie ..... 1974, 75  
 Sherwood, Bill ..... 1987, 88  
 Shircliff, Edward ..... 1953  
 Shontz, Gary..... 1971, 72, 73  
 Shreeve, Orm ..... 1927  
 Sieberts, Adolph ..... 1914, 15, 16, 17  
 Silva, Roman ..... 2020  
 Silver, Morris ..... 1947  
 Sim, Tim ..... 1979  
 Simms, Jack..... 1944, 45  
 Sitton, Charlie..... 1981, 82, 83, 84  
 Sledge, Jeff ..... 1974  
 Sliper, Paul ..... 1948, 49, 51  
 Smith, Bruce ..... 1977  
 Smith, Don ..... 1974, 75, 76, 77  
 Smith, Rocky ..... 1976, 77  
 Smith, Steve ..... 1977, 78, 79  
 Smith, Wylie ..... 1964  
 Smith, Xavier ..... 2018  
 Snyder, Ray ..... 1949, 50  
 Spires, Fred ..... 1908, 09  
 Spivey, Kevin ..... 1984  
 Stacy, Ronnie..... 2017, 18  
 Stafford, Stan ..... 1960, 61  
 Stamps, Rex ..... 1957  
 Stangel, Jamie ..... 1980, 82, 83, 84  
 Stangel, Justin ..... 2015, 16  
 Starks, Ahmad..... 2011, 12, 13  
 Starr, Brett ..... 1981, 82, 83  
 Steele, Carlos ..... 1923, 24, 25  
 Steintal, Josh ..... 1999, 00, 01  
 Steiwer, Karl ..... 1902, 03, 04, 05  
 Stel, Travis ..... 1991  
 Stephens, Chris ..... 2003, 04, 05, 06  
 Stephens, Steve ..... 1995  
 Stevens, Maurice ..... 1964, 65  
 Stewart, Brady..... 1969  
 Stidham, Bill ..... 1938, 39  
 Stinson, Dick ..... 1920, 21, 22  
 Stitt, Don..... 1939, 40  
 Stoddard, Pete ..... 1924, 25  
 Stokes, Pappy ..... 1902, 03, 04, 05  
 Storey, Ken..... 1948, 50  
 Stoutt, Jeff ..... 1978, 79, 80, 81  
 Stovall, Michael..... 2008  
 Strait, Dick ..... 1945  
 Strickland, Pat ..... 1992, 93  
 Sturner, David..... 2010  
 Sugrue, Jim ..... 1953  
 Sutton, Bob ..... 1955  
 Svilar, Vojin ..... 2007  
 Swann, Skeeter ..... 1904, 05, 06, 07

**T**

Tait, Alan ..... 1981, 82, 83, 84  
 Taitt, Bill ..... 1943  
 Tanner, Deaundra ..... 1998, 99, 00, 01  
 Tarver, Josh ..... 2007, 08, 09, 10  
 Tarver, Seth ..... 2007, 08, 09, 10  
 Taylor, Merle..... 1933, 34, 35  
 Thierry, Byron ..... 1985  
 Thioune, Ibou ..... 1993  
 Thomas, Terry ..... 1931, 32  
 Thomas, Todd ..... 1985, 86, 87  
 Thomason, Aaron..... 1996  
 Thompson, Ethan..... 2018, 19, 20

Thompson Jr., Stephen..... 2016, 17, 18, 19  
 Tinkle, Tres..... 2016, 17, 18, 19, 20  
 Togiak, Noah ..... 2016  
 Toole, Bill ..... 1952, 53, 54, 55  
 Torgerson, Ray ..... 1962, 63  
 Torrey, Dan..... 1947, 48, 49, 51  
 Torson, Jim ..... 1928, 29, 30  
 Tsagarakis, Angelo ..... 2004, 06, 07  
 Tucker, Dearon ..... 2020  
 Tucker, George ..... 1974, 75, 76, 77  
 Turina, Pat ..... 1977, 78  
 Tulley, Ted..... 1902  
 Tuttle, Hub ..... 1935, 36, 37  
 Tuttle, Leighton..... 1958

**V**

Vaden, Jerome..... 1997, 98  
 Valenti, Paul..... 1940, 41, 42  
 Varnelli, Nello ..... 1937, 38, 39  
 Vance, Sal ..... 2003  
 Vannett, Ed ..... 1944  
 Verkerk, Jaap ..... 1980  
 Vernon, Antoine ..... 2019, 20  
 Vetter, J.D..... 1993, 94, 95, 96  
 Vlastelica, Tony ..... 1953, 54, 55  
 von Backstrom, George ..... 1999, 00

**W**

Walker, Iyan ..... 1996, 98, 99, 00  
 Wallace, Lathen ..... 2008, 09, 10, 11  
 Walton, Ronnie..... 1998  
 Warren, Glen ..... 1942, 43, 46  
 Warren, Stewart..... 1938  
 Wascher, Frank ..... 1928, 29  
 Washington, Warren..... 2019  
 Washington, Wesley ..... 2006, 07  
 Watt, Harvey ..... 1949  
 Weakley, Paul ..... 1986  
 Webber, Larry ..... 1970, 71, 72  
 Weide, Karl ..... 1966, 67, 70  
 Weisensee, Mark ..... 1995  
 West, Greg ..... 1984  
 West, Larry ..... 1945  
 Whelan, Rick ..... 1964, 65, 66  
 White, Charlie ..... 1965, 66  
 Whitehead, Sam ..... 1971, 72, 73  
 Whiteman, Tex..... 1952, 53, 54, 55  
 Whitlock, Cotton..... 1929, 30  
 Wilken, Gary..... 1966, 67, 68  
 Wilkinson, Jerry ..... 1976  
 Williams, Rob ..... 1995, 96  
 Wilson, Bushrod ..... 1902  
 Wilson, Dick ..... 1955, 56  
 Wilson, Jeff ..... 1981, 82, 83  
 Wiltjer, Greg ..... 1982  
 Wintermute, Ira ..... 1937  
 Wold, Bill ..... 1960, 61  
 Wold, Rich ..... 1988, 89, 90  
 Woodland, Jim ..... 1959, 60, 61  
 Woods, Terrill ..... 1997, 98  
 Woodside, Steve ..... 1983, 84, 85, 86  
 Woolrich, Brad ..... 1974, 75  
 Wright, Marcellus..... 1988

**Y**

Yantis, Red ..... 1908

# NBA DRAFT AND HONORS

## NBA DRAFT REGISTER

YEAR	ROUND	OVERALL	PLAYER	TEAM
1947	2nd	12th	Red Rocha	Toronto
	—	—	John Mandic	Washington
1948	—	—	Norm Carey	Boston
	—	—	Cliff Crandall	Minneapolis
1951	3rd	30th	Bob Payne	Minneapolis
	8th	71st	Bill Harper	Baltimore
	10th	83rd	Dan Torrey	Baltimore
1955	—	—	Tony Vlastelica	Rochester
1956	4th	28th	Swede Halbrook	Syracuse
1958	1st	7th	Dave Gambee	St. Louis
1959	4th	31st	Lee Harman	St. Louis
1961	9th	80th	Karl Anderson	L.A. Lakers
1962	6th	48th	Jay Carty	St. Louis
1964	1st	9th	Mel Counts	Boston
1965	6th	48th	Jim Jarvis	San Francisco
1967	17th	162nd	Loy Petersen	Baltimore
1968	2nd	17th	Loy Petersen	Chicago
1969	9th	116th	Vince Fritz	Seattle
1970	1st	16th	Gary Freeman	Milwaukee
	6th	87th	Vic Bartolome	San Francisco
	17th	233rd	Vince Fritz	Baltimore
1972	1st	5th	Freddie Boyd	Philadelphia
1973	6th	89th	Neal Jurgenson	Portland
	10th	154th	Sam Whitehead	Portland
1974	10th	163rd	Ron Jones	Portland
1976	2nd	25th	Lonnie Shelton	New York
	4th	62nd	Paul Miller	Phoenix
1977	4th	84th	Rocky Smith	Houston
	7th	148th	Don Smith	Portland
1978	4th	71st	Rickey Lee	Indiana
1981	1st	7th	Steve Johnson	Kansas City
	2nd	36th	Ray Blume	Indiana
	3rd	53rd	Mark Radford	Seattle
1982	1st	14th	Lester Conner	Golden State
1983	7th	143rd	Danny Evans	San Diego
1984	2nd	38th	Charlie Sitton	Dallas
1985	1st	23rd	A.C. Green	L.A. Lakers
1986	7th	141st	Steve Woodside	Indiana
1987	1st	15th	Jose Ortiz	Utah
1990	1st	2nd	Gary Payton	Seattle
1993	1st	14th	Scott Haskin	Indiana
1995	1st	15th	Brent Barry	Denver
1998	1st	28th	Corey Benjamin	Chicago
2012	1st	24th	Jared Cunningham	Cleveland

## ALL-NBA TEAMS

1993-94 — Gary Payton (third team)  
 1994-95 — Gary Payton (second team)  
 1995-96 — Gary Payton (second team)  
 1996-97 — Gary Payton (second team)  
 1997-98 — Gary Payton (first team)  
 1998-99 — Gary Payton (second team)  
 1999-00 — Gary Payton (first team)  
 2000-01 — Gary Payton (third team)  
 2001-02 — Gary Payton (second team)

## ALL-ROOKIE TEAMS

1972-73 — Freddie Boyd (first team)  
 1990-91 — Gary Payton (second team)  
 1995-96 — Brent Barry (second team)

## ALL-DEFENSIVE TEAMS

1988-89 — A.C. Green (second team)  
 1993-94 — Gary Payton (first team)  
 1994-95 — Gary Payton (first team)  
 1995-96 — Gary Payton (Defensive Player of the Year, first team)  
 1996-97 — Gary Payton (first team)  
 1997-98 — Gary Payton (first team)  
 1998-99 — Gary Payton (first team)  
 1999-00 — Gary Payton (first team)  
 2000-01 — Gary Payton (first team)  
 2001-02 — Gary Payton (first team)

## ALL-STAR GAME PARTICIPANTS

1951 — Red Rocha  
 1952 — Red Rocha  
 1982 — Lonnie Shelton  
 1990 — A.C. Green  
 1994 — Gary Payton  
 1995 — Gary Payton  
 1996 — Gary Payton  
 1997 — Gary Payton  
 1998 — Gary Payton  
 2000 — Gary Payton  
 2001 — Gary Payton  
 2002 — Gary Payton  
 2003 — Gary Payton


## NBA FINALS PARTICIPANTS

1955 — Red Rocha, Syracuse Nationals (champions)  
 1965 — Mel Counts, Boston Celtics (champions)  
 1966 — Mel Counts, Boston Celtics (champions)  
 1967 — Dave Gambee, Philadelphia 76ers (champions)  
 1968 — Mel Counts, L.A. Lakers  
 1969 — Jay Carty, L.A. Lakers  
 1969 — Mel Counts, L.A. Lakers  
 1970 — Mel Counts, L.A. Lakers  
 1973 — Mel Counts, L.A. Lakers  
 1979 — Lonnie Shelton, Seattle Supersonics (champions)  
 1987 — A.C. Green, L.A. Lakers (champions)  
 1988 — A.C. Green, L.A. Lakers (champions)  
 1989 — A.C. Green, L.A. Lakers  
 1996 — Gary Payton, Seattle SuperSonics  
 2000 — A.C. Green, L.A. Lakers (champions)  
 2004 — Gary Payton, L.A. Lakers  
 2005 — Brent Barry, San Antonio Spurs (champions)  
 2006 — Gary Payton, Miami Heat (champions)  
 2007 — Brent Barry, San Antonio Spurs (champions)  
 2019 — Eric Moreland, Toronto Raptors (champions)

## FORMER BEAVERS IN THE NBA & ABA

### BRENT BARRY

Barry (1992-95) was the 15th overall pick in the 1995 NBA Draft and helped lead the San Antonio Spurs to the NBA Championship in 2005 and '07. He started in the same backcourt with Gary Payton on the Seattle SuperSonics for four seasons and had his best scoring season in 2001-02 with the Sonics when he averaged 14.4 points per game. He also played for the Los Angeles Clippers, Miami Heat, Chicago Bulls and Houston Rockets. He finished his 14-year NBA career with 1,395 three-pointers made, a free throw percentage of 82.3 percent and 8,488 points. He won the NBA Slam Dunk Contest in 1996.



### VIC BARTOLOME

Bartolome (1968-70) was taken in the sixth round of the 1970 NBA Draft and played one season for the Golden State Warriors where he averaged 0.9 points and 1.6 rebounds per game.

### COREY BENJAMIN

Benjamin (1997-98) was selected in the first round of the 1998 NBA Draft by the Chicago Bulls and played three seasons for the Bulls and one season for the Atlanta Hawks. He averaged 7.7 points for the Bulls in 1999-00 and played 153 career games.



### RAY BLUME

Blume (1978-81) was taken in the second round of the 1981 NBA Draft and played one season for the Chicago Bulls where he played in 49 games and averaged 4.6 points per game.


### FREDDIE BOYD

A former Oregon State player and assistant coach, Boyd (1970-72) was the fifth overall selection in the 1972 NBA Draft and played in the NBA for six seasons with the Philadelphia 76ers and New Orleans Jazz. He played all 82 games as a rookie when he averaged a career-best 10.5 points and was selected to the NBA All-Rookie First Team. He finished his career with 2,784 points and 986 assists in 327 games.



### JAY CARTY

Carty (1960-62) was selected in the sixth round of the 1962 NBA Draft and played one season for a Los Angeles Lakers team that advanced to the NBA Finals. He averaged 2.7 points and 2.1 rebounds in 28 games that season.



### LESTER CONNER

Conner (1981-82) was the 14th overall selection in the 1982 NBA Draft, the year after he was selected the Pac-10 Player of the Year. He played 12 seasons with the Golden State Warriors, Houston Rockets, New Jersey Nets, Milwaukee Bucks, Los Angeles Clippers, Indiana Pacers and Los Angeles Lakers and finished his career with 4,337 points, 2669 assists and 1,085 steals in 687 games.

### MEL COUNTS

Counts (1962-64) was selected ninth overall in the 1964 NBA Draft by Boston and enjoyed a successful 12-year NBA career with the Celtics, Baltimore Bullets, Los Angeles Lakers, Phoenix Suns, Philadelphia 76ers and New Orleans Jazz. He appeared in the NBA Finals six times and won NBA titles with the Celtics in 1965 and '66. Counts played 789 games and scored 6,516 points and pulled down 4,756 rebounds in his NBA career.

### GARY FREEMAN

Freeman (1968-70) was the 16th overall selection in the 1970 NBA Draft and played one season with the Milwaukee Bucks and Cleveland Cavaliers, averaging 3.2 points and 2.0 rebounds per game.

### DAVE GAMBEE

Gambée (1956-58) was drafted seventh overall in the 1958 NBA Draft by the St. Louis Hawks and played 12 seasons in the NBA with the Hawks, Syracuse Nationals, Philadelphia 76ers, San Diego Rockets, Milwaukee Bucks, Detroit Pistons and San Francisco Warriors. He averaged double-figures in scoring seven seasons, including a career-high 16.7 points per game in 1961-62, and helped the 76ers win the NBA Championship in 1967.



### A.C. GREEN

Known as the NBA's "Iron Man", Green (1982-85) played 1,192 consecutive NBA games, more than any player in NBA and ABA history. He played 1,278 out of 1,281 games in his career (99.8%) with the Los Angeles Lakers, Phoenix Suns, Dallas Mavericks and Miami Heat. Green was the 23rd overall selection in the 1985 NBA Draft by the Lakers and won three NBA Championships in his four trips during his time in Los Angeles. He finished his career with 12,331 points and 9,473 rebounds in 16 seasons, was named to the 1988-89 All-Defensive Second Team and played in the 1990 All-Star Game.

### **SWEDE HALBROOK**

Halbrook (1954-55) played two seasons for the Syracuse Nationals after being drafted in the 1955 NBA Draft and scored 786 points and pulled down 949 rebounds.

### **SCOTT HASKIN**


Haskin (1989-93) was the 14th overall selection in the 1993 NBA Draft and played one season with the Indiana Pacers where he scored 55 points and had 55 rebounds.

### **JIM JARVIS**

Jarvis (1963-65) was selected in the sixth round in the 1965 NBA Draft by San Francisco and played two seasons in the ABA with the Pittsburgh Pipers, Los Angeles Stars and Minnesota Pipers.

### **STEVE JOHNSON**

Johnson (1977-81) was the seventh overall selection in the 1981 NBA Draft by the Kansas City Kings and enjoyed 10 seasons in the NBA with the Kings, Chicago Bulls, San Antonio Spurs, Portland Trail Blazers, Minnesota Timberwolves, Seattle SuperSonics and Golden State Warriors. He played 626 career games and scored 7,345 points and had 3,450 rebounds.



### **JOHN MANDIC**

Mandic (1940-42) was the first Oregon State player drafted when he was selected by the Washington Capitols in the 1947 Basketball Association of America (forerunner of the NBA) Draft. He played one season for the Indianapolis Jets and one season for the Capitols and Baltimore Bullets.

### **JOSE ORTIZ**

Ortiz (1986-87) was the 15th overall selection in the 1987 NBA Draft by Utah and played two seasons with the Jazz where he played in 64 games and scored 183 points and pulled down 73 rebounds.



### **GARY PAYTON**

One of the greatest point guards in NBA history, Payton (1987-90) is the highest Oregon State player ever drafted when he was taken second overall by Seattle in the 1990 NBA Draft. He earned the nickname "The Glove" as he was selected to the All-Defensive First Team nine times and was named Defensive Player of the Year in 1996. Payton was named to the All-NBA Team nine times, played in the NBA All-Star Game nine times and won an NBA Championship with the Miami Heat in 2006. He finished his career with 21,813 points and in the top-five in NBA history in assists (8,966) and steals (2,445) in 1,335 games. Payton was inducted into the Naismith Memorial Hall of Fame in 2013.

### **LOY PETERSEN**

Petersen (1966-68) was selected in the 1967 NBA Draft by Baltimore and the 1968 NBA Draft by the Chicago Bulls where he played for two seasons and scored 199 points in 69 career games.

### **MARK RADFORD**

Radford (1978-81) was selected in the third round of the 1981 NBA Draft by Seattle and played two seasons for the SuperSonics where he scored 347 points and dished out 161 assists in 97 career games.

### **RED ROCHA**

Rocha (1945-47) was selected in the 1947 Basketball Association of America (forerunner of the NBA) Draft and played nine seasons with the St. Louis Hawks, Baltimore Bullets, Syracuse Nationals and Fort Wayne Pistons. He was selected to the 1951 and '52 NBA All-Star Game and won an NBA Title with the Nationals in 1955. Rocha scored 6,362 points and added 2,747 rebounds and 1,153 assists in 586 career games.

### **LONNIE SHELTON**

Shelton (1974-75) was selected in the second round of the 1976 NBA Draft by the New York Knicks and played 10 seasons in the NBA for the Knicks, Seattle SuperSonics and Cleveland Cavaliers. He was selected to the 1982 NBA All-Star Game when he averaged a career-high 14.9 points per game and helped lead the Sonics to their only NBA Championship in franchise history in 1979. Shelton finished his career with 8,049 points and 4,136 rebounds in 673 games.



### **CHARLIE SITTON**

Sitton (1981-84) was selected in the second round of the 1984 NBA Draft by Dallas and played one season for the Mavericks where he scored 91 points and pulled down 60 rebounds in 43 games.

## OREGON STATE UNIVERSITY

Oregon State is an international public research university that draws people from all 50 states and more than 100 countries. We go wherever the challenges are, push ourselves to the very edge of what's known and keep going. We are determined to forge solutions. We are diverse and welcoming. We embrace our responsibility to Oregon and the world, building a future that's smarter, healthier, more prosperous and more just. We see what could be and have worked relentlessly to make it so since 1868.

Oregon State is Oregon's largest public research university with 11 colleges, 15 Agricultural Experiment Stations, 35 county Extension offices, the Hatfield Marine Science Center in Newport, OSU-Cascades in Bend and new academic programs in Portland. We have a presence in each of Oregon's 36 counties, a statewide economic footprint of \$2.371 billion and an impact that reaches across the state and beyond.

### ACADEMICS

Oregon State University's outstanding faculty and academic programs consistently attract more high achieving students than any other school in Oregon. We offer more than 200 undergraduate and 100 graduate degree programs through our 11 colleges, the graduate school and the Honors College, one of only a handful of degree-granting honors programs in the U.S.

- The Center for World University Rankings places Oregon State in the top 1 percent of degree-granting institutions of higher education in the world.
- The Princeton Review lists Oregon State among the top 125 colleges in the western U.S.
- Oregon State's programs in forestry, oceanography, marine biology, natural resources, agriculture, computer science and robotics are ranked among the best in the U.S. and the world.
- U.S. News & World Report has ranked Oregon State's Ecampus in the top 10 for online bachelor's degree programs the last five years in a row.

### RESEARCH

Oregon State University earned \$441 million in external research funding in 2017, a third consecutive year of record-breaking growth and an increase of more than 67 percent since 2013. Oregon State is one of only two land, sea, space and sun grant institutions in the U.S. and is the only university in Oregon to have earned both Carnegie Classifications for Highest Research Activity and Community Engagement. We are recognized for both scholarly achievement and the direct impact of applied development, fulfilling the land-grant mission to serve the public good.

The OSU research agenda, integrated with our strategic plan, guides faculty inquiry in three signature areas:

- Advancing the science of sustainable earth ecosystems
- Improving human health and wellness
- Promoting economic growth and social progress

Oregon State's researchers are top-ranked in their fields, hold leadership positions in international and national professional organizations and have earned prestigious honors.



## F. KING ALEXANDER

### UNIVERSITY PRESIDENT

First year at Oregon State

**Education: St. Lawrence University - Bachelors, Political Science; University of Oxford - M.S., Educational studies and comparative education policy; University of Wisconsin-Madison - Ph.D., Higher education administration**

F. King Alexander, a prominent national advocate for advancing equal opportunity for all people through public higher education, became Oregon State University's 15th president on July 1, 2020. President Alexander brings 20 years of success as a university president to OSU, where he is continuing the transformative momentum and impact that Oregon State University -- Oregon's largest university -- has realized over the past two decades.

President Alexander is noted for his commitment to inclusive excellence among students, faculty and staff; his drive to provide access and an affordable education to all learners; and his support for the teaching, research and outreach mission of the land grant university. He has provided Congressional testimony on barriers to equal opportunity for college students, college affordability and the use of federal incentives to help reverse the national decline in state support for public higher education.

As OSU's president, he is working with students, faculty, staff, alumni and stakeholders to advance a safe, welcome, just and inclusive university community; provide further success for all graduate and undergraduate students; advance support for OSU's excellent faculty and staff in teaching, scholarship, research and outreach; further enhance OSU's legacy of more than 150 years of service to all of Oregon; and build on the momentum and achievements guided by past President Emeritus Ed Ray over the past two decades.

President Alexander succeeds Edward J. Ray, who served as president of the university from July 2003 through June 2020. Ray is now president emeritus at Oregon State and a professor of economics in the College of Liberal Arts.

Prior to his arrival at Oregon State, President Alexander served as president and chancellor of Louisiana State University from July 2013 through December 2019. Under his leadership, LSU's 2018-19 graduating class set records for the number of in-state and out-of-state graduates, as well as females, African Americans, Hispanics, first-generation students and Pell Grant recipients, along with graduates who previously served in the U.S. military. These LSU graduates are among the nation's lowest in terms of student loan indebtedness with more than half graduating with no student loan debt.

President Alexander also served as president of California State University, Long Beach from January 2006 to June 2013 and president of Murray State University in Kentucky from September 2001 to December 2005.

Throughout his career, President Alexander has been honored and recognized for his leadership. He received the Stephen J. Trachtenberg Award for Leadership in Higher Education in 2017 from the American Association of University Administrators; was selected as the California State University President of the Year in 2009-10 and 2011-12 by the California State University Students Association; received the Humanitarian Award by the California Conference for Equity and Justice in 2013; and was named to the Boys and Girls Clubs of America Alumni Hall of Fame in 2016.

He also received the Leadership in Higher Education Award from the Long Beach Chapter of NAACP in 2008; the Excellence in Higher Education Service Award from the Community Hispanic Association's 12th annual Nuestra Imagen (Our Image) Awards; and the Award of Appreciation for Outstanding Dedication to International Human Rights from the Cambodia town Association in Long Beach.

President Alexander is the author of "The American Higher Education Dilemma: State Disinvestment, Student Indebtedness, and the Decline of Human Capital Development," which is scheduled for publication in spring 2021. He has also co-authored the 2015 book "Financing Public Schools: Theory, Policy and Practice" and the 2003 book "Maximizing Revenue in Higher Education" with Ronald Ehrenberg.

He holds a Ph.D. in higher education administration from the University of Wisconsin-Madison; a master's degree in educational studies and comparative education policy from the University of Oxford; and a bachelor's degree in political science from St. Lawrence University in Canton, New York, where he was a member of the men's basketball team.

President Alexander is a Kentucky native who grew up in Gainesville, Florida. The "F." in his name stands for Fieldon, which is a family name, as King is as well. He and his wife, Shennette, have three adult daughters, Kylie, Savannah and Madison. The Alexanders reside in the university president's residence in Corvallis.



# SCOTT BARNES

## VICE PRESIDENT/DIRECTOR OF ATHLETICS

Second year at Oregon State

**Hometown:** Spokane, Washington

**Education:** Fresno State, 1986 - B.S. Physical Education; Fresno State, 1993 - M.S. Sports Administration and Physical Education

**Family:** Wife, Jody; children Milanna and Isaac

Scott Barnes was named Vice President and Director of Athletics Dec. 22, 2016 by then Oregon State University President Dr. Ed Ray.

In Barnes' tenure, OSU Athletics has made significant strides academically and athletically. Beaver student-athletes are among the leaders in the Pac-12 Conference for academic accomplishments, the Valley Football Center officially re-opened and the popular Fan Experience Committee was created. In addition, he has increased the emphasis on fundraising and developing a sustainable business model that will ensure Beaver Athletics continues to progress and thrive, and debuted the BUILD THE DAM Strategic Plan to guide the program forward for future years.

Facilities has been at the forefront of Barnes' leadership at OSU. He has spearheaded facility projects that include a \$3.5 million refresh of the Sports Performance Center, completion of phase II of the Valley Football Center, a remodel of the men's and women's basketball locker rooms, the construction of Casey Corner at Goss Stadium at Coleman Field, the remodel of Paul Lorenz Field (soccer), among other projects.

Barnes has made numerous strategic hires with the Beavers' intercollegiate programs, including head football coach Jonathan Smith, head men's soccer coach Terry Boss, head women's rowing coach Kate Maxim, head track and field/cross country coach Louie Quintana, head baseball coach Mitch Canham, head women's soccer coach Matt Kagan, and head wrestling coach Chris Pendleton.

"We are building for stability and sustainability in all of our programs, and to create a vision that excites and inspires all of Beaver Nation," Barnes said.

As part of the overall university administration, Barnes serves on several key committees and represents OSU at the Pac-12 Conference and NCAA levels. The two-time Far West Region Athletic Director the Year recently spent five years on the NCAA Men's Basketball Committee (Chair for 2014-15). As of July 1, 2020, he serves on the following Pac-12 committees: the Executive Committee (2019-20 Chair), NCAA Division I Men's Basketball Oversight Committee, Bowls Committee, Men's Basketball Tournament Committee, Men's Basketball Liaison, Television Committee, and Rose Bowl Management Committee. In addition, he is a faculty member on the Lead 1 Athletic Directors Association and in January 2018 he was one of four Director of Athletics in the country to visit Asia on a Nike sponsored trip.

Barnes has spent over three decades in athletics administration, including more than 20 years as an athletics director. He arrived back to his native Pacific Northwest from the University of Pittsburgh, where he served as the Panthers' Director of Athletics for nearly two years. Pittsburgh achieved high success academically and athletically that included bowl trips, conference titles and record academic achievements.

Prior to Pitt, Barnes headed the Utah State University athletics program from 2008-15 as Director of Athletics and was promoted to Vice President in 2012. While at Utah State, the Aggies experienced unprecedented success that included multiple bowl trips in football, 20 league titles and a successful transition to the Mountain West Conference.

Barnes has also served as the Director of Athletics at Eastern Washington University and Humboldt State University. In addition, he has held various athletics roles at the University of The Pacific, the University of San Diego, Iowa State University and the University of Washington. He also has experience in corporate business and professional basketball.

The Spokane native graduated from Fresno State with a bachelor's degree in 1986 and a master's degree in athletics administration and physical education in 1993. A basketball letterman under coach Boyd Grant, he helped the Bulldogs advance to two NCAA Tournaments and two NITs. Barnes was a second-team all-conference player as a senior before playing professionally in Germany.

He and his wife, Jody, have two children: Daughter, Milanna, and son, Isaac, a member of the Beaver men's basketball team. In addition, the family dog is appropriately named Benny (OSU's mascot is Benny Beaver).



The Barnes family (clockwise from the top), Scott, Milanna, Isaac and Jody.

### Barnes' accomplishments as the Vice President and Director of Athletics at Oregon State:

- Led search that yielded head coaches Jonathan Smith (football), Mitch Canham (baseball), Kate Maxim (women's rowing), Louie Quintana (track and field/cross country), Terry Boss (men's soccer), Matt Kagan (women's soccer), and Chris Pendleton (wrestling)
- The baseball team won the 2018 College World Series title.
- OSU's student-athlete population continues to set school records for cumulative GPAs.
- Developed Strategic and Facilities Master Plans.
- Oversaw final fundraising in the \$42 million Valley Football Center project.
- Spearheaded remodel and expansion of Goss Stadium at Coleman Field (2018-19), the Sports Performance Center (weight room), the Valley Football Center, the OSU Softball Complex, and Paul Lorenz Field.
- Led revamp of Our Beaver Nation; the fundraising arm for Athletics within the OSU Foundation.
- Spearheaded OSU's first Fan Experience Committee to improve all aspects of the game-day experience at Gill Coliseum, Reser Stadium, Goss Stadium at Coleman Field, the Whyte Track and Field Center and the OSU Softball Complex.
- Developed a business model to ensure OSU Athletics' continues to provide student-athletes with the best experiences possible through personnel, facilities, and academic support.

### EXPERIENCE

Oregon State - Dec. 22, 2016 - present; Vice President/Director of Athletics  
 Pittsburgh - 2015-2016 - Director of Athletics  
 Utah State - 2012-2015 - Vice President/Director of Athletics  
 Utah State - 2008-2012 - Director of Athletics  
 Washington - 2005-2008 - Senior Associate A.D.  
 Eastern Washington - 1999-2005 - Director of Athletics  
 Humboldt State - 1997-1999 - Director of Athletics  
 Iowa State - 1995-1997 - Associate Athletic Director for Development  
 Iowa State - 1994-1995 - Director of Athletic Development  
 University of the Pacific - 1991-1994 - Associate Athletic Director for External Affairs  
 UoP Athletic Foundation - 1990-1994 - Executive Director  
 San Diego - 1989-1990 - Director of Athletic Development  
 Fresno Flames - 1988-1989 - General Manager  
 Renberg-Hamill, Inc. - 1986-1988 - Marketing  
 ASC Gottingen (Professional Basketball) - 1985-1986



### OSU ATHLETIC DIRECTORS

T.P. "Ted" Cramer	1918-19
Jimmy Richardson	1919-22
Carl Lodell	1922-32
Percy Locey	1937-47
R.S. "Spec" Keene	1947-64
Slats Gill	1964-66
Jim Barratt	1966-76
Dee Andros	1976-85
Lynn Snyder	1985-90
Dutch Baughman	1990-97
Mitch Barnhart	1997-2002
Bob De Carolis	2002-15
Todd Stansbury	2015-16
Scott Barnes	Dec. 2016-present



**COLLEEN BEE**  
Faculty Athletic  
Representative



**DAN BARTHOLOMAE**  
Executive Deputy  
Athletic Director



**ZACK LASSITER**  
Deputy Athletics Director /  
External Operations



**DR. DOUG AUKERMAN**  
Senior Associate  
Athletic Director /  
Sports Medicine



**JACQUE BRUNS**  
Senior Associate  
Athletic Director /  
Chief Financial Officer



**PAT CASEY**  
Senior Associate  
Athletic Director /  
Special Assistant to VP/AD



**AARON ESCOBAR**  
Senior Associate  
Athletic Director /  
VP of Athletic Development



**KIMYA MASSEY**  
Senior Associate  
Athletic Director /  
Student-Athlete Development



**KYLE BJORNSTAD**  
Associate Athletic Director /  
Chief of Staff



**RYAN BUCHER**  
Associate Athletic Director /  
Facilities and  
Event Management



**SARA ELCANO**  
Associate Athletic Director /  
Fan Engagement and  
Revenue Generation



**DR. KATE HALISCHAK**  
Associate Athletic Director /  
Academics



**RUSSELL HOUGHTALING**  
Associate Athletic Director /  
Ideation



**JEFF MACY**  
Associate Athletic Director /  
Sports Performance



## GILL COLISEUM

Gill Coliseum is the competitive home of the Oregon State men's basketball, women's basketball, women's gymnastics, wrestling and volleyball teams. The arena's capacity is 9,301 for competitions on Ralph Miller Court, and the building also includes a weight room, equipment center, locker rooms and offices for the athletic department and its teams.

Named after the late Slats Gill, who was Oregon State's head men's basketball coach for 36 years, the Coliseum is an excellent facility spanning more than an acre.

Enhancements were made to Gill Coliseum before the 2018-19 sports seasons, headlined by the installation of a center-hung video board. The display features two 14.5-foot-high by 26-foot-wide displays facing the sidelines and two 9.5-foot-high by 16.5-foot-wide displays facing the ends of the arena. The project also included all new LED lighting.

Gill Coliseum also has a state-of-the-art sports medicine center, located on the lower level, that provides leading-edge injury prevention and rehabilitation services. The center includes cardiovascular equipment and improved training facilities.

With the improvements, Gill Coliseum continues to be an integral part of the heritage of Oregon State athletics. Since its opening in 1949, Gill Coliseum has been part of more than 3,500 victories, more than 175 Oregon State All-Americans and more than 30 individual and team titles.



## OSU BASKETBALL CENTER

Opened in the summer of 2013, the OSU Basketball Center is complete with two regulation basketball courts, which occupy the first and third floors of the building, along with locker rooms, satellite training and medical areas, and service and mechanical spaces.

The alternate floors -- second and fourth -- consist of 2,000-square-foot partial floors containing coach and program staff offices. These spaces run the length of the building and offer panoramic views of the court below. Together, the court and program space create a "home" where the sense of family that is the distinctive edge for every Oregon State team can be fostered.

A two-story glass atrium, strikingly illuminated at night, serves as the main entrance and features a Basketball Hall of Fame highlighting the greatest achievements and players of Oregon

State's past -- and future. A mural stretching to the height of the atrium celebrates the legacy -- and the terrific student-athletes and coaches -- of Oregon State Beavers basketball.

