


# OREGON STATE'S NCAA CHAMPIONS

Five Oregon State gymnasts have combined for a total of seven national titles in OSU history. The most recent champion, Amy Durham, was crowned when she scored a 10.0 to win the floor exercise in 1993 at Gill Coliseum.



## JOY SELIG

←  
Balance Beam, 1989  
Balance Beam, 1990  
Floor Exercise, 1990

## AMY DURHAM

→  
Floor Exercise, 1993




## HEIDI ANDERSON

→  
Balance Beam, 1984



## LAURIE CARTER

←  
Balance Beam, 1981



## MARY AYOTTE-LAW

←  
Floor Exercise, 1982





## 2019 NCAA Championships

The 2019 NCAA Championships took place April 19-20 at the Fort Worth Convention Center Arena, in Fort Worth, Texas. This 2019 season included a new regional system that effectively created a regional and super regional on the same weekend. Nine teams competed at four regional sites including a First Round round on April 4, two four-team regionals on April 5 with the top two teams in each regional advancing to a four-team super regional on April 6. The four NCAA Regional Championship hosts for 2019 were Georgia, LSU, Michigan and Oregon State. OSU has now participated at NCAA Regionals 45 straight years and has qualified to 29 national championship appearances (25 NCAA, three AIAW).

# OREGON STATE HISTORY AT THE NCAA CHAMPIONSHIPS

## AIAW & NCAA CHAMPIONSHIPS RESULTS

| Year | Champion            | OSU Finish, Score  | Site                 | Year   | Champion           | OSU Finish, Score | Site                 |
|------|---------------------|--|----------------------|--|--------------------|-------------------|----------------------|
| 1977 | Clarion             | NA   | Mt. Pleasant, Mich.  | 2002   | Alabama            | 12th, 192.925     | Tuscaloosa, Ala.     |
| 1978 | Clarion             | NA   | Seattle, Wash.       | 2003   | UCLA               | NA                | Lincoln, Neb.        |
| 1979 | Cal State Fullerton | 7th, 134.550   | State College, Pa.   | 2004   | UCLA               | NA                | Los Angeles, Calif.  |
| 1980 | Penn State          | 4th, 140.150   | Baton Rouge, La.     | (One individual qualifier: Tanya Riccioli-Hebron, AA)  |                    |                   |                      |
| 1981 | Utah                | 7th, 141.150   | Salt Lake City, Utah | 2005   | Georgia            | NA                | Auburn, Ala.         |
| 1982 | Utah                | 4th, 143.000   | Salt Lake City, Utah | 2006   | Georgia            | 11th, 195.150     | Corvallis, Ore.      |
| 1983 | Utah                | 9th, 173.550   | Salt Lake City, Utah | 2007   | Georgia            | 11th, 195.100     | Salt Lake City, Utah |
| 1984 | Utah                | NA   | Los Angeles, Calif.  | 2008   | Georgia            | 11th, 195.475     | Athens, Ga.          |
| 1985 | Utah                | 6th, 183.150   | Salt Lake City, Utah | 2009   | Georgia            | 11th, 195.350     | Lincoln, Neb.        |
| 1986 | Utah                | NA   | Gainesville, Fla.    | 2010   | UCLA               | 8th, 196.050      | Gainesville, Fla.    |
| 1987 | Georgia             | 12th, 174.500  | Salt Lake City, Utah | 2011   | Alabama            | 8th, 196.100      | Cleveland, Ohio      |
| 1988 | Alabama             | 7th, 186.500   | Salt Lake City, Utah | 2012   | Alabama            | 12th, 196.475     | Duluth, Ga.          |
| 1989 | Georgia             | 7th, 187.900   | Athens, Ga.          | 2013   | Florida            | NA                | Los Angeles, Calif.  |
| 1990 | Utah                | 7th, 189.950   | Corvallis, Ore.      | (Three individual qualifiers: Brittany Harris, AA; Makayla Stambaugh, FX; Chelsea Tang, AA)    |                    |                   |                      |
| 1991 | Alabama             | 4th, 192.350   | Tuscaloosa, Ala.     | 2014   | Florida & Oklahoma | NA                | Birmingham, Ala.     |
| 1992 | Utah                | 6th, 191.375   | St. Paul, Minn.      | (Three individual qualifiers: Madeline Gardiner, AA; Kaytianna McMillan, BB; Chelsea Tang, AA) |                    |                   |                      |
| 1993 | Georgia             | 7th, 193.425   | Corvallis, Ore.      | 2015   | Florida            | 12th, 195.875     | Fort Worth, Texas    |
| 1994 | Utah                | 7th, 193.625   | Salt Lake City, Utah | 2016   | Oklahoma           | NA                | Fort Worth, Texas    |
| 1995 | Utah                | 5th, 195.500 (semifinals)  | Athens, Ga.          | (Two individual qualifiers: Madeline Gardiner, AA; Risa Perez, BB)                             |                    |                   |                      |
| 1996 | Alabama             | 4th, 195.700 (semifinals)  | Tuscaloosa, Ala.     | 2017   | Oklahoma           | 11th, 196.3625    | St. Louis, Mo.       |
|      |                     | 5th, 196.525 (Super Six)   |                      | 2018   | UCLA               | NA                | St. Louis, Mo.       |
| 1997 | UCLA                | NA   | Gainesville, Fla.    | 2019   | Oklahoma           | 6th, 196.900      | Fort Worth, Texas    |
| 1998 | Georgia             | NA   | Los Angeles, Calif.  | 2020   | Canceled           | -                 | -                    |
|      |                     | (Two individual qualifiers: Deanne Droegemueller, UB; Megan Murphy, AA)        |                      | 2021   | Oklahoma           | NA                | Fort Worth, Texas    |
| 1999 | Georgia             | NA   | Salt Lake City, Utah | (One individual qualifier: Madi Dagen, V)  |                    |                   |                      |
|      |                     | (Two individual qualifiers: Lara Degenhardt, FX; Megan Murphy-Barcroft, V, FX) |                      |  |                    |                   |                      |
| 2000 | UCLA                | 10th, 194.750  | Boise, Idaho         |  |                    |                   |                      |
| 2001 | UCLA                | 11th, 193.775  | Athens, Ga.          |  |                    |                   |                      |

## 2019 NCAA CHAMPIONSHIPS RESULTS

AT FORT WORTH, TEXAS — APRIL 19, 2019

### TEAM RESULTS

|    |                     |                 |
|----|---------------------|-----------------|
| 1. | Oklahoma            | 197.8500        |
| 2. | Denver              | 197.0350        |
| 3. | <b>OREGON STATE</b> | <b>196.9000</b> |
| 4. | Georgia             | 196.4625        |

### ALL-AROUND

|     |                                       |               |
|-----|---------------------------------------|---------------|
| 1.  | Joanna Sampson, Michigan              | 39.550        |
| 2.  | Rheagan Courville, LSU                | 39.525        |
| 3.  | Nicole Artz, Michigan                 | 39.375        |
| T4. | <b>MADLINE GARDINER, Oregon State</b> | <b>39.225</b> |
| T4. | Jessie Jordan, LSU                    | 39.225        |
| T4. | Kristina Vaculik, Stanford            | 39.225        |
| 10. | <b>CHELSEA TANG, Oregon State</b>     | <b>38.900</b> |

### VAULT

|      |                                      |               |
|------|--------------------------------------|---------------|
| T1.  | Derrian Gobourne, Auburn             | 9.9500        |
| T1.  | Maggie Nichols, Oklahoma             | 9.9500        |
| T3.  | Lexy Ramler, Minnesota               | 9.9250        |
| T3.  | <u>Nicole Lehrmann, Oklahoma</u>     | <u>9.9250</u> |
| T8.  | <b>MARY JACOBSEN, Oregon State</b>   | <b>9.8750</b> |
| T14. | <b>KAITLYN YANISH, Oregon State</b>  | <b>9.8250</b> |
| T16. | <b>LENA GREENE, Oregon State</b>     | <b>9.8125</b> |
| 20.  | <b>MADI DAGEN, Oregon State</b>      | <b>9.8000</b> |
| T21. | <b>LACY DAGEN, Oregon State</b>      | <b>9.7750</b> |
| 27.  | <b>McKENNA SINGLEY, Oregon State</b> | <b>9.6750</b> |

### UNEVEN BARS

|      |   |               |
|------|---|---------------|
| T1.  | Lexy Ramler, Minnesota                      | 9.9375        |
| T1.  | Maggie Nichols, Oklahoma                    | 9.9375        |
| 3.   | <u>Nicole Lehrmann, Oklahoma</u>            | <u>9.9250</u> |
| T6.  | <b>HALLI BRISCOE, Oregon State</b>          | <b>9.9000</b> |
| 15.  | <b>SABRINA GILL, Oregon State</b>           | <b>9.8625</b> |
| T16. | <b>MARIANA COLUSSI-PELAEZ, Oregon State</b> | <b>9.8500</b> |
| T21. | <b>MARY JACOBSEN, Oregon State</b>          | <b>9.8375</b> |
| T24. | <b>COLETTE YAMAOKA, Oregon State</b>        | <b>9.8125</b> |
| T26. | <b>ISIS LOWERY, Oregon State</b>            | <b>9.7625</b> |

### BALANCE BEAM

|      |                                      |               |
|------|--------------------------------------|---------------|
| T1.  | Lexy Ramler, Minnesota               | 9.9125        |
| T1.  | Alexis Vasquez, Denver               | 9.9125        |
| T3.  | Nicole Lehrmann, Oklahoma            | 9.9000        |
| T3.  | Carly Woodard, Oklahoma              | 9.9000        |
| T3.  | <u>Maggie Nichols, Oklahoma</u>      | <u>9.9000</u> |
| 6.   | <b>MAELA LAZARO, Oregon State</b>    | <b>9.8875</b> |
| T9.  | <b>McKENNA SINGLEY, Oregon State</b> | <b>9.8625</b> |
| T9.  | <b>MADI DAGEN, Oregon State</b>      | <b>9.8625</b> |
| 14.  | <b>SABRINA GILL, Oregon State</b>    | <b>9.8250</b> |
| T15. | <b>LACY DAGEN, Oregon State</b>      | <b>9.8125</b> |
| 28.  | <b>ISIS LOWERY, Oregon State</b>     | <b>9.1625</b> |

### FLOOR EXERCISE

|      |                                      |               |
|------|--------------------------------------|---------------|
| T1.  | Alicia Boren, Florida                | 9.9500        |
| T1.  | Lynzee Brown, Denver                 | 9.9500        |
| T1.  | <u>Brenna Dowell, Oklahoma</u>       | <u>9.9500</u> |
| T7.  | <b>ISIS LOWERY, Oregon State</b>     | <b>9.9000</b> |
| 11.  | <b>KAITLYN YANISH, Oregon State</b>  | <b>9.8750</b> |
| T14. | <b>McKENNA SINGLEY, Oregon State</b> | <b>9.8500</b> |
| T17. | <b>SAVANNA FORCE, Oregon State</b>   | <b>9.8375</b> |
| T17. | <b>MADI DAGEN, Oregon State</b>      | <b>9.8375</b> |
| T23. | <b>MARY JACOBSEN, Oregon State</b>   | <b>9.8000</b> |



# OREGON STATE HISTORY AT THE NCAA CHAMPIONSHIPS

## OSU'S INDIVIDUAL TOP 10 FINISHES AT NATIONALS

### ALL-AROUND

|      |                                |
|------|--------------------------------|
| 3rd  | Mary Ayotte-Law, 36.850 (1982) |
| 4th  | Amy Durham, 39.300 (1993)      |
| 5th  | Chari Knight, 39.075 (1991)    |
| 7th  | Mary Ayotte, 36.250 (1981)     |
| 7th  | Joy Selig, 38.775 (1991)       |
| 7th  | Leslie Mak, 39.350 (2011)      |
| 9th  | Heidi Anderson, 37.350 (1985)  |
| 10th | Joy Selig, 38.800 (1990)       |

### VAULT

|      |                                   |
|------|-----------------------------------|
| 2nd  | Katrina Severin, 9.8687 (2001)    |
| 3rd  | Mandi Rodriguez, 9.8438 (2010)    |
| 4th  | Tina Barnes, 9.350 (1985)         |
| 5th  | Jami Sherman, 9.400 (1988)        |
| 5th  | Mandi Rodriguez, 9.8375 (2007)    |
| 6th  | Lara Degenhardt, 9.775 (2001)     |
| 7th  | Tina Barnes, 9.375 (1988)         |
| 7th  | Yuki Lamb, 9.7375 (2008)          |
| 7th  | Mandi Rodriguez, 9.7875 (2009)    |
| 8th  | Mary Ayotte-Law, 17.650 (1982)    |
| 8th  | Amanda Turko, 9.6625 (1994)       |
| 10th | Wendy Smith, 8.725 (1992)         |
| 10th | Anne Marie Vassallo, 9.725 (1996) |

### UNEVEN BARS

|      |                                    |
|------|------------------------------------|
| 2nd  | Chari Knight, 9.850 (1991)         |
| 2nd  | Heather Bennett, 9.950 (1996)      |
| 2nd  | Jen Kesler, 9.8750 (2011)          |
| 3rd  | Makayla Stambaugh, 9.8625 (2011)   |
| 6th  | Olivia Vivian, 9.8500 (2011)       |
| 8th  | Deanne Droegemueller, 9.900 (1998) |
| 9th  | Halli Briscoe, 9.900 (2017)        |
| 10th | Connie Shuya, 9.100 (1979)         |
| 10th | Connie Shuya, 9.000 (1980)         |
| 10th | Renee Runyon, 9.200 (1994)         |
| 10th | Heather Bennett, 9.225 (1995)      |

### BALANCE BEAM

|      |                                  |
|------|----------------------------------|
| 1st  | Heidi Anderson, 9.700 (1984)     |
| 1st  | Laurie Carter, 9.700 (1981)      |
| 1st  | Joy Selig, 9.800 (1989)          |
| 1st  | Joy Selig, 9.875 (1990)          |
| 3rd  | Heidi Anderson, 9.050 (1985)     |
| 3rd  | Madeline Gardiner, 9.8875 (2014) |
| 3rd  | Madeline Gardiner, 9.9250 (2015) |
| 4th  | Mary Ayotte, 9.200 (1981)        |
| 4th  | Chari Knight, 9.825 (1991)       |
| 4th  | Chari Knight, 9.825 (1994)       |
| 4th  | Traci Crover, 9.825 (1994)       |
| 5th  | Laurie Carter, 9.350 (1983)      |
| 5th  | Traci Crover, 9.900 (1993)       |
| 5th  | Megan Murphy, 9.875 (1996)       |
| 7th  | Linda Parker, 17.800 (1980)      |
| 8th  | Laurie Carter, 8.850 (1984)      |
| 8th  | Michelle Sandoz, 9.700 (1993)    |
| 8th  | Madeline Gardiner, 9.9125 (2017) |
| 10th | Rändi Miller, 9.800 (1995)       |
| 10th | Leslie Mak, 9.4500 (2011)        |
| 10th | Maela Lazaro, 9.8875 (2017)      |

### FLOOR EXERCISE

|     |                                 |
|-----|---------------------------------|
| 1st | Mary Ayotte-Law, 18.85 (1982)   |
| 1st | Joy Selig, 9.900 (1990)         |
| 1st | Amy Durham, 10.00 (1993)        |
| 2nd | Joy Selig, 9.700 (1988)         |
| 3rd | Joy Selig, 9.850 (1991)         |
| 4th | Linda Parker, 18.800 (1979)     |
| 4th | Joy Selig, 9.800 (1989)         |
| 4th | Melanie Jones, 9.925 (2012)     |
| 5th | Chari Knight, 9.800 (1992)      |
| 6th | Mandi Rodriguez, 9.8625 (2009)  |
| 7th | Mary Ayotte, 18.300 (1980)      |
| 7th | Mary Ayotte, 17.750 (1981)      |
| 7th | Jayne Weinstein, 9.200 (1982)   |
| 8th | Makayla Stambaugh, 9.625 (2011) |
| 9th | Chari Knight, 9.850 (1994)      |



### OREGON STATE — Home of the 1990, 1993 & 2006 NCAA Championships

OSU's Joy Selig (far left) won national championships on beam and floor at the 1990 NCAA Championships, which were hosted by Oregon State. The Beavers also hosted the 1993 NCAA Championships, with Amy Durham claiming the national title on floor exercise in front of the home crowd. OSU hosted the NCAA Championships for the third time at Gill Coliseum in 2006.



# OSU ALL-AMERICANS



**HEIDI ANDERSON**  
1984 • 1985

Heidi earned All-America honors at both Penn State and Oregon State ... After transferring to Oregon State, she added three more All-American honors as a Beaver winning the national title on the beam in 1984 ... Added her fourth and fifth All-American accolades on beam and all-around in 1985 ... Won the 1981 AIAW national title on the floor exercise and was a three-time NCAA All-American at Penn State before transferring to OSU in Sept. 1982.



**TINA BARNES**  
1985 • 1986

Tina became Oregon State's fifth All-American in 1985 when she placed fourth on vault at the NCAA Championships ... Earned repeat All-America honors in 1988 with a seventh-place finish on vault.



**MARILYN ANDERSON**  
1993

Marilyn became a second-team All-American on beam at the 1993 NCAA Championships in Corvallis as a sophomore ... Tied for 15th with a score of 9.75, which marked a career-best ... As an all-rounder, actually averaged higher on the other three events that season but peaked on beam at nationals.



**HEATHER BENNETT**  
1995 • 1996

Heather earned first team All-America honors twice on the uneven bars ... As a junior, tied for third (9.90) to qualify for the individual finals ... Placed 10th in the finals with a 9.225 after suffering a fall from a broken grip ... As a senior, she scored a 9.95 to earn first team honors ... Placed second in the individual finals that year.



**ERIKA AUFIERO**  
2015 • 2017

Erika earned All-America First Team on the uneven bars scoring a 9.900 during the evening semifinal session ... Recorded a 9.8250 on bars at Event Finals to finish 11th overall ... Earned All-America Second Team honors on bars in 2017 scoring 9.8875 during the afternoon semifinal session ... Named as 2017 NACGC/W Regular Season Second Team All-American on the bars.



**KELSI BLALOCK**  
2013

Kelsi earned NACGC/W Regular Season All-American honors on the vault in 2013 after ranking sixth in the nation during the regular season with an RQS of 9.930.



**MARY AYOTTE-LAW**  
1981 • 1982

Mary earned AIAW All-America status on beam, floor and all-around in 1981 ... Became the second OSU gymnast in history to win a national championship (the first year OSU competed in the NCAA) with a title on the floor exercise ... She added NCAA All-America honors with a third place finish in the all-around ... In all, she was a five-time All-American.



**HALLI BRISCOE**  
2019

Halli earned All-America Second Team accolades on the uneven bars after scoring 9.9000 to tie for sixth in the evening semifinals.






# OSU ALL-AMERICANS



**LAURIE CARTER**  
1981 • 1983 • 1984

Laurie distinguished herself as OSU's first national champion when she claimed the title on beam in 1981 ... Went on to capture additional All-America honors on beam in 1983 and 1984 ... Placed fifth in '83 and was eighth in '84.



**LARA DEGENHARDT**  
2000 • 2001

Lara became a two-time All-American as a senior when she earned first team recognition on vault, placing sixth in event finals with an average of 9.775 on her two vaults ... Scored a 9.90 in prelims to earn a spot in the finals ... She earned second team All-America honors on floor as a junior in 2000 ... Tied teammate Tanya Ricioli with a score of 9.85 in the afternoon preliminary competition to place seventh in that session.



**LAURA-ANN CHONG**  
2010

Laura-Ann became a second-team All-American on the uneven bars and balance beam at the 2010 NCAA Championships as a senior ... Tied for seventh on both events with scores of 9.85.



**DANI DESSAINTS**  
2017

Dani earned second team Regular Season All-America honors from the NACGC/W in 2017 after concluding the regular season ranked 15th in the nation on the vault.



**SILVIA COLUSSI-PELAEZ**  
2017

Silvia became a second-team All-American on the balance beam by scoring 9.9000 at the 2017 NCAA Championships semifinals in the afternoon session as a senior ... She tied for seventh in the session.



**DEANNE DROGEMUELLER**  
1995 • 1998

Deanne became a two-time All-American after earning first team honors on bars as a senior in 1998 ... Scored a 9.90 on her routine to earn first team All-American status but did not advance to finals ... As a freshman, Deanne was a first team All-American on beam ... Tied for eighth with a score of 9.825 ... In the individual finals, took 12th place (9.325).



**TRACI CROVER**  
1992 • 1993 • 1994

One of only six OSU gymnasts to earn All-American status in three or more events, Traci became a five-time All-American her senior year (1994) ... Earned first team honors on beam in '94, placing fourth in the finals ... As a junior, captured first team honors with a fifth-place finish in the beam finals and earned second team recognition with a 14th-place finish on floor ... In '92, was a second team All-American on both bars and beam ... Tied for ninth on bars and 12th on beam with scores of 9.825 and 9.725, respectively ... Her ninth-place finish on bars was one place shy of making the individual finals and a first team All-America mention.




**AMY DURHAM**  
1992 • 1993

One of two OSU gymnasts to earn All-American status in four different events ... In her final season (1993), Amy became a five-time All-American after earning first team honors on all-around and floor and second team honors on vault ... Placed fourth all-around with a career high 39.30 and won the national title on floor with a perfect 10.0 ... Scored a 9.85 on vault to take ninth place ... As a junior, earned second team All-America status on vault and bars ... Tied for 12th on vault (9.80) and 16th on bars (9.80) at the NCAA Championships in Minnesota.




# OSU ALL-AMERICANS



## MADELINE GARDINER 2014 • 2015 • 2016 • 2017

Madeline earned first team All-American honors on the balance beam and in the all-around as a freshman in 2014 scoring 9.90 on the beam in the afternoon session of semi-finals to tie for second and advance to event finals ... Scored 9.8875 in Event Finals to tie for third in the nation on the beam ... Scored 39.225 to tie for fourth in her session in the all-around ... In 2015, earned first team All-America on beam with a 9.90 in semifinals ... Scored 9.9250 in Event Finals to finish third overall ... Earned All-America First Team in 2017 after scoring 9.9125 on the beam ... Earned NACGC/W Regular Season Second Team All-American on the beam in 2016 and 2017.



## JEN KESLER 2008 • 2009 • 2011

Jen earned first team All-America status for the first time in her career as a senior. She scored 9.90 to tie for top honors in the semifinal and scored 9.875 in event finals to finish second overall in 2011 ... She earned second team All-American status in each of her first two seasons at OSU ... In 2008, she scored a 9.900 in the preliminary competition to tie for fifth in the session ... In 2009, she scored 9.850 in the preliminary round to tie for seventh.



## MARY JACOBSEN 2019

Mary earned second team All-American honors on the vault as a senior ... She scored 9.8750 in the evening semifinals to tie for eighth place.




## CHARI KNIGHT 1991 • 1992 • 1994

A seven-time All-American, Chari is one of two Beavers with All-American honors in four different events ... As a freshman in 1991, she tied for second on bars and placed fifth in the all-around and third on beam at the NCAA Championships ... Her second place finish on bars ties for the best ever by an OSU gymnast ... As a sophomore, she tied for fifth on floor for her fourth All-America honor ... Became a seven-time All-American as a senior in 1994 when she was first team on beam and floor and second team in the all-around ... Placed fourth on beam and ninth on floor in the finals ... Missed the 1993 Championships with a knee injury.



## ELIZABETH JILLSON 2002

Elizabeth earned first team All-American honors on bars as a junior ... Scored a 9.85 in the evening session preliminaries to tie for fourth place and advance to finals ... Tied for 11th with a 9.788 in event finals.




## YUKI LAMB 2008

Yuki scored 9.875 on the vault to qualify for individual finals and earn first team All-American honors as a senior ... Her mark tied for third during the preliminary competition ... She scored 9.7375 to finish seventh in the event finals ... She earned a score of 9.8875 on her first vault, which was the fifth highest score of the day.



## MELANIE JONES 2012

Melanie scored 9.875 on the floor exercise to qualify for Individual Event Finals and earned first team All-American honors for the first time as a junior in 2012 ... She went on to score 9.925 in event finals to tie for fourth - the highest finish on floor for the Beavers since 1993.



## CHRISSY LAMUN 2006

Chrissy earned second team All-American status on balance beam as a senior ... She scored a 9.825 in the preliminary session to tie for eighth in the session.






# OSU ALL-AMERICANS



**JAMI LANZ**  
2007 • 2008 • 2009

Jami was truly a great all-around competitor for the Beavers competing in the all-around in every meet of her career - 56 meets. She earned second team All-American status three times during her career; once on vault, once on uneven bars and once on the balance beam ... In 2007, she scored a 9.850 on bars in the team competition to tie for eighth in the session ... In 2008, she scored 9.825 on the beam during the preliminaries to tie for sixth ... In 2009, she scored a 9.90 on the vault during preliminary round to tie for fifth.



**KAYTIANNA McMILLAN**  
2016 • 2017

Kaytianna earned All-America Second Team honors in 2017 scoring 9.9000 on the floor exercise ... In 2016, she received NACGC/W Regular Season First Team All-America accolades on uneven bars after finishing the regular season ranked No. 7 in the nation on the apparatus ... In 2017, Kaytianna earned second team Regular Season All-America honors in the all-around and on floor exercise.



**MAELA LAZARO**  
2019

Maela earned second team All-America honors as a junior on the balance beam. She scored 9.8875 on the event to place sixth in the evening semifinals.



**RÄNDI MILLER**  
1995 • 1996

Rändi claimed All-America honors twice on balance beam ... In '95, she was a first team recipient, scoring a 9.90 to tie for second place in the preliminaries and then scoring a 9.80 to place 10th in the individual finals ... As a junior ('96), she scored a 9.775 for second team honors.



**ISIS LOWERY**  
2019

Isis claimed second team All-American honors as a junior by scoring 9.9000 on the floor exercise in the evening semifinals.



**MEGAN MURPHY**  
1996

Megan became a first team All-American on beam her freshman season ... Took fifth place in the individual finals with a 9.875 ... Tied for eighth (9.825) to qualify for finals.



**LESLIE MAK**  
2011

Leslie earned first team All-America honors as a junior in the all-around and on the balance beam. She scored 39.350 in the Beavers' semifinal session to tie for third in the session and seventh overall ... She added a 9.875 on the beam to finish second in the session and advanced to Individual Event Finals where she ended up 10th ... Leslie wrapped up her career with a pair of second team honors on beam and floor exercise in 2012.



**LINDA PARKER**  
1978 • 1980

Linda was the second OSU gymnast to earn All-America status ... Claimed All-America honors on floor exercise in '78 and balance beam in '80 ... Placed fourth on floor and seventh on beam at the NCAA Championships.



# OSU ALL-AMERICANS



## TANYA RICCIOLI 2000

Tanya earned second team honors on floor as a freshman after scoring a 9.85 in the afternoon session of the preliminary competition ... With the All-American status as a rookie in 2000, Tanya became the first OSU freshman in four years to earn All-America honors.



## JOY SELIG 1988 • 1989 • 1990 • 1991

Joy has more first team All-America accolades to her name than any other OSU gymnast ... Became a seven-time All-American as a senior in 1991 when she finished seventh all-around and third on floor at the NCAA Championships ... Earned her first All-America honor as a freshman as the national runner-up on floor ... As a sophomore, she claimed the national championship on beam and place fourth on floor ... Won her second NCAA beam title in 1990 and won her first national title on floor that same year.



## MANDI RODRIGUEZ 2007 • 2009 • 2010

Mandi finished her career as a seven-time All-American, including four first team honors ... Finished a career-best third place on the vault at Event Finals with a 9.8438 in 2010 ... In 2007 she finished fifth overall on vault with a score of 9.8375 ... In 2009, she also earned first team honors on vault and floor exercise finishing seventh and tied for sixth respectively. She also scored 39.40 in the all-around to earn second team.



## KATRINA SEVERIN 2000 • 2001

Katrina was honored as a first team All-American on vault as a senior when she finished as the national runner-up with a 9.8687 average on her two vaults ... Her finish was the best ever by a Beaver vaulter ... Had the highest score (9.95) of any vaulter in the preliminary session ... Earned All-American honors for the first time as a junior in 2000 when she received second team honors on beam with a 9.80 in the preliminary competition.



## RENEE RUNYON 1994 • 1995

Renee earned her first All-America accolade as a sophomore, with a first team showing on bars in 1994 ... Tied for seventh in the team competition with a season-high score of 9.85 ... In the finals, took 10th with a 9.20 ... Earned second team All-America honors on the same event a year later with a score of 9.825 to tie for 12th place.



## JAMI SHERMAN 1988

Jami earned All-America honors as a freshman walk-on in 1988 ... After averaging 9.46 on vault during the season, she responded to the pressure of nationals with two solid vaults that earned her a fifth-place finish in the individual finals ... Became a scholarship athlete the following year and completed her final season in 1991.



## MICHELLE SANDOZ 1993

Michelle became a first team All-American on beam in 1993 as a junior ... Scored a 9.70 to place eighth in the NCAA individual finals ... Advanced to the finals after placing fourth in the team competition with a 9.825.



## AMY SLACK 1995

Amy earned second team All-America honors on beam as a freshman ... Tied with teammate Amanda Turko for 14th place with a score of 9.80.





# OSU ALL-AMERICANS



**TASHA SMITH**  
2006 • 2007 • 2009

Tasha was an All-American three times during her career at OSU ... In 2006, she became a second team All-American on vault as a freshman when she tied for fifth in the preliminary session with a score of 9.85 to earn a spot on the second team ... In 2007, Tasha earned first team honors on vault. She nailed her first vault posting one of the highest scores of the day, but fell on the second to finish 11th overall ... In 2009, she scored 9.85 on the floor to tie for sixth in the preliminary round and earned second team status.



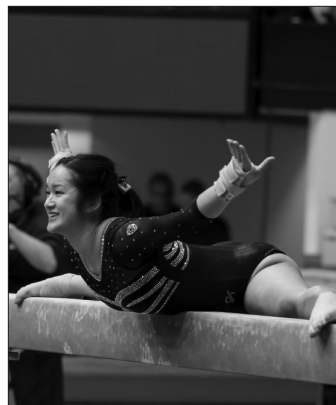
**MAKAYLA STAMBAUGH**  
2010 • 2011 • 2012 • 2013

Makayla scored a 9.90 on the floor exercise of OSU's 2010 semifinal to tie for second in the session ... The 2010 Pac-10 Freshman of the Year went on to finish 12th in the Individual Event Finals and earned first team All-America honors ... In 2011, Makayla added two more first team All-America awards tying for third on the bars and finishing eighth on the floor. She used a 9.90 in semifinals to tie for first on the bars to advance to Event Finals ... Makayla earned second team on floor in 2012 ... she earned NACGC/W Regular Season All-America First Team honors on bars and Second Team on floor.



**WENDY SMITH**  
1992

Wendy became an All-American in 1992, her sophomore season ... She qualified for the individual event finals on vault at the NCAA Championships by tying for fifth with a career-best score of 9.85 ... Finished 10th in the finals but performed one vault rather than two different ones to avoid further knee damage after hyperextending her knee on vault in the final dual meet of the season.



**CHELSEA TANG**  
2015

Chelsea earned All-America second team on balance beam and in the all-around as a senior in 2015 ... scored 39.350 in the all-around to finish seventh in the evening semifinal ... added a score of 9.850 on the balance beam to tie for eighth in the session.



**KRISTIE SNYDER**  
1995

Kristie earned All-America accolades with a second team honor on vault in 1995 ... Tied for 10th place with a 9.90.



**ANNETTE TAYLOR**  
2000

Annette scored a 9.80 on her beam routine in the preliminary competition to earn second team All-American honors as a junior in 2000.



**DONNA SOUTHWICK**  
1977

Donna became OSU's first All-American when she earned All-America status on bars at the 1977 AIAW National Championships ... Transferred to OSU from nearby Linn-Benton Community College where she was crowned junior college national all-around champion in 1975 ... She was the first female athlete to obtain an athletic scholarship at OSU.



**AMANDA TURKO**  
1994 • 1995 • 1996

Amanda earned All-American honors on three different events ... As a freshman, became a first team All-American on vault with a then-school record 9.95 at the NCAA Championships to advance to the finals ... Tied for third place and went on to place eighth in the finals with a score of 9.625 ... As a sophomore, earned second team All-America honors on beam ... Tied for 14th in the team competition (9.80) ... As a junior, became a second team All-American on floor (tied for 13th with a 9.85).



# OSU ALL-AMERICANS



## ANNE MARIE VASSALLO 1996

As a junior, Anne Marie became a first team All-American on vault, finishing 10th in the individual finals (9.725) ... Scored a 9.825 to place fourth in the team competition to qualify for the finals.



## OLIVIA VIVIAN 2011

Olivia scored a 9.90 on the uneven bars of OSU's 2011 semifinal to tie for first in the session and advanced to Individual Event Finals ... In Event Finals, Olivia scored 9.850 to tie for sixth. She along with Jen Kesler and Makayla Stambaugh each earned first team honors in 2011, the first time OSU has had three first team All-Americans on the bars in the same season.



## KAITLYN YANISH 2018 • 2019

Kaitlyn Yanish earned earned second team Regular Season All-America honors from the WCGA at the conclusion of her freshman and sophomore seasons. She ranked 16th in the nation on the floor exercise in 2018 and tied for 10th in '19.

## NACGC/W ALL-AMERICANS

*In 2013, the National Association of Collegiate Gymnastics Coaches / Women (renamed the Women's Collegiate Gymnastics Association in 2020) began awarding regular season All-Americans. The following OSU gymnasts have earned the award:*

|      |                    |            |          |
|------|--------------------|------------|----------|
| 2013 | Kelsi Blalock      | Vault      | 1st team |
| 2013 | Makayla Stambaugh  | Bars       | 1st team |
| 2013 | Makayla Stambaugh  | Floor      | 2nd team |
| 2016 | Kaytianna McMillan | Bars       | 1st team |
| 2016 | Madeline Gardiner  | Beam       | 2nd team |
| 2017 | Madeline Gardiner  | Beam       | 1st team |
| 2017 | Erika Aufiero      | Bars       | 2nd team |
| 2017 | Dani Dessaints     | Vault      | 2nd team |
| 2017 | Kaytianna McMillan | All-Around | 2nd team |
| 2017 | Kaytianna McMillan | Floor      | 2nd team |
| 2018 | Kaitlyn Yanish     | Floor      | 2nd team |
| 2019 | Kaitlyn Yanish     | Floor      | 2nd team |
| 2021 | Madi Dagen         | Vault      | 2nd team |



# OSU ALL-AMERICANS

## YEAR-BY-YEAR

|              |  |
|--------------|--|
| <b>1977:</b> | Donna Southwick (bars)   |
| <b>1978:</b> | Linda Parker (floor)   |
| <b>1980:</b> | Linda Parker (beam)  |
| <b>1981:</b> | Mary Ayotte (beam, floor, all-around),<br>Laurie Carter (beam)   |
| <b>1982:</b> | Mary Ayotte-Law (floor, all-around)  |
| <b>1983:</b> | Laurie Carter (beam)   |
| <b>1984:</b> | Heidi Anderson (beam), Laurie Carter (beam)  |
| <b>1985:</b> | Heidi Anderson (beam), Tina Barnes (vault)   |
| <b>1988:</b> | Tina Barnes (vault), Joy Selig (floor),<br>Jami Sherman (vault)  |
| <b>1989:</b> | Joy Selig (beam, floor)  |
| <b>1990:</b> | Joy Selig (beam, floor)  |
| <b>1991:</b> | Chari Knight (bars, beam, all-around),<br>Joy Selig (floor, all-around)  |
| <b>1992:</b> | Traci Crover (bars, beam),<br>Amy Durham (vault, bars),<br>Chari Knight (floor), Wendy Smith (vault)   |
| <b>1993:</b> | Marilyn Anderson (beam),<br>Traci Crover (beam, floor),<br>Amy Durham (vault, floor, all-around),<br>Michelle Sandoz (beam)  |
| <b>1994:</b> | Traci Crover (beam),<br>Chari Knight (beam, floor, all-around),<br>Renee Runyon (bars), Amanda Turko (vault)   |
| <b>1995:</b> | Heather Bennett (bars),<br>Deanne Droegemueller (beam),<br>Rändi Miller (beam), Renee Runyon (bars),<br>Amy Slack (beam), Kristie Snyder (vault),<br>Amanda Turko (beam) |
| <b>1996:</b> | Heather Bennett (bars), Rändi Miller (beam),<br>Megan Murphy (beam), Amanda Turko (floor)<br>Anne Marie Vassallo (vault)   |
| <b>1998:</b> | Deanne Droegemueller (bars)  |
| <b>2000:</b> | Lara Degenhardt (floor), Tanya Ricioli (floor),<br>Katrina Severin (beam), Annette Taylor (beam)   |
| <b>2001:</b> | Lara Degenhardt (vault), Katrina Severin (vault)   |
| <b>2002:</b> | Elizabeth Jillson (bars)   |
| <b>2006:</b> | Chrissy Lamun (beam), Tasha Smith (vault)  |
| <b>2007:</b> | Jami Lanz (bars), Mandi Rodriguez (vault),<br>Tasha Smith (vault)  |
| <b>2008:</b> | Jen Kesler (bars), Yuki Lamb (vault),<br>Jami Lanz (beam)  |
| <b>2009:</b> | Jen Kesler (bars), Jami Lanz (vault),<br>Mandi Rodriguez (vault, floor, all-around),<br>Tasha Smith (floor)  |
| <b>2010:</b> | Laura-Ann Chong (bars, beam),<br>Mandi Rodriguez (vault, floor, all-around),<br>Makayla Stambaugh (floor)  |
| <b>2011:</b> | Jen Kesler (bars),<br>Leslie Mak (all-around, beam),<br>Makayla Stambaugh (bars, floor),<br>Olivia Vivian (bars)   |
| <b>2012:</b> | Melanie Jones (floor), Leslie Mak (beam, floor),<br>Makayla Stambaugh (floor)  |
| <b>2014:</b> | Madeline Gardiner (beam, all-around)   |
| <b>2015:</b> | Erika Aufiero (bars), Madeline Gardiner (beam),<br>Chelsea Tang (beam, all-around)   |
| <b>2017:</b> | Erika Aufiero (bars),<br>Silvia Colussi-Pelaez (beam),<br>Madeline Gardiner (beam),<br>Kaytianna McMillan (floor)  |
| <b>2019:</b> | Halli Briscoe (bars), Mary Jacobsen (vault),<br>Maela Lazaro (beam), Isis Lowery, floor)   |

## ALL-AMERICANS BY EVENT

|                |     |
|----------------|-----|
| Vault          | 19  |
| Uneven Bars    | 20  |
| Balance Beam   | 35  |
| Floor Exercise | 24  |
| All-Around     | 10  |
| Total          | 108 |

### ALL-AROUND

|                   |            |
|-------------------|------------|
| Mary Ayotte-Law   | (1981, 82) |
| Amy Durham        | (1993)     |
| Madeline Gardiner | (2014)     |
| Chari Knight      | (1991, 94) |
| Leslie Mak        | (2011)     |
| Mandi Rodriguez   | (2009, 10) |
| Joy Selig         | (1991)     |
| Chelsea Tang      | (2015)     |

### VAULT

|                     |                |
|---------------------|----------------|
| Tina Barnes         | (1985, 88)     |
| Lara Degenhardt     | (2001)         |
| Amy Durham          | (1992, 93)     |
| Mary Jacobsen       | (2019)         |
| Yuki Lamb           | (2008)         |
| Jami Lanz           | (2009)         |
| Mandi Rodriguez     | (2007, 09, 10) |
| Katrina Severin     | (2001)         |
| Jami Sherman        | (1988)         |
| Tasha Smith         | (2006, 07)     |
| Wendy Smith         | (1992)         |
| Kristie Snyder      | (1995)         |
| Amanda Turko        | (1994)         |
| Anne Marie Vassallo | (1996)         |

### UNEVEN BARS

|                      |                |
|----------------------|----------------|
| Erika Aufiero        | (2015, 17)     |
| Heather Bennett      | (1995, 96)     |
| Halli Briscoe        | (2019)         |
| Laura-Ann Chong      | (2010)         |
| Traci Crover         | (1992)         |
| Deanne Droegemueller | (1998)         |
| Amy Durham           | (1992)         |
| Elizabeth Jillson    | (2002)         |
| Jen Kesler           | (2008, 09, 11) |
| Chari Knight         | (1991)         |
| Jami Lanz            | (2007)         |
| Renee Runyon         | (1994, 95)     |
| Donna Southwick      | (1977)         |
| Makayla Stambaugh    | (2011)         |
| Olivia Vivian        | (2011)         |

## BALANCE BEAM

|                       |                |
|-----------------------|----------------|
| Heidi Anderson        | (1984, 85)     |
| Marilyn Anderson      | (1993)         |
| Mary Ayotte-Law       | (1981)         |
| Laurie Carter         | (1981, 83, 84) |
| Laura-Ann Chong       | (2010)         |
| Silvia Colussi-Pelaez | (2017)         |
| Traci Crover          | (1992, 93, 94) |
| Deanne Droegemueller  | (1995)         |
| Madeline Gardiner     | (2014, 15, 17) |
| Chari Knight          | (1991, 94)     |
| Chrissy Lamun         | (2006)         |
| Jami Lanz             | (2008)         |
| Maela Lazaro          | (2019)         |
| Leslie Mak            | (2011, 12)     |
| Rändi Miller          | (1995, 96)     |
| Megan Murphy          | (1996)         |
| Linda Parker          | (1980)         |
| Michelle Sandoz       | (1993)         |
| Joy Selig             | (1988, 90)     |
| Katrina Severin       | (2000)         |
| Amy Slack             | (1995)         |
| Chelsea Tang          | (2015)         |
| Annette Taylor        | (2000)         |
| Amanda Turko          | (1995)         |

## FLOOR EXERCISE

|                    |                    |
|--------------------|--------------------|
| Mary Ayotte-Law    | (1981, 82)         |
| Traci Crover       | (1993)             |
| Lara Degenhardt    | (2000)             |
| Amy Durham         | (1993)             |
| Melanie Jones      | (2012)             |
| Chari Knight       | (1992, 94)         |
| Isis Lowery        | (2019)             |
| Leslie Mak         | (2012)             |
| Kaytianna McMillan | (2017)             |
| Linda Parker       | (1978)             |
| Tanya Ricioli      | (2000)             |
| Mandi Rodriguez    | (2009, 10)         |
| Joy Selig          | (1988, 89, 90, 91) |
| Tasha Smith        | (2009)             |
| Makayla Stambaugh  | (2010, 11, 12)     |
| Amanda Turko       | (1996)             |

**Note:** Prior to 1992, only first team All-Americans were recognized. Since 1992, the top four finishers in each event in each session at the NCAA Championships preliminaries earn first team honors, and the next four places earn second team. All-around honors are combined for both sessions, with the top eight earning first team honors and the next eight earning second team honors.

## MULTIPLE FIRST TEAM ALL-AMERICAN HONORS

Fifteen Oregon State gymnasts have earned at least two first team All-American honors.

Following are those gymnasts and the number of their first team honors:

|                          |  |
|--------------------------|--|
| Heidi Anderson (2)       | Of OSU's 14 gymnasts with more than one first team honor, seven earned at least two of their honors on the same event. |
| Mary Ayotte-Law (5)      |  |
| Tina Barnes (2)          |  |
| Heather Bennett (2)      |  |
| Laurie Carter (3)        |  |
| Traci Crover (2)         |  |
| Deanne Droegemueller (2) |  |
| Amy Durham (2)           |  |
| Madeline Gardiner (3)    |  |
| Chari Knight (6)         |  |
| Leslie Mak (2)           |  |
| Linda Parker (2)         |  |
| Mandi Rodriguez (4)      |  |
| Joy Selig (7)            |  |
| Makayla Stambaugh (2)    |  |





# OREGON STATE HISTORY AT THE NCAA REGIONAL CHAMPIONSHIPS

## NCAA REGIONAL CHAMPIONSHIPS RESULTS

| Year        | Champion            | OSU Finish | Site                    |
|-------------|---------------------|------------|-------------------------|
| 1972        | Washington          | NA         | Corvallis, Ore.         |
| 1973        | Oregon              | NA         | Seattle, Wash.          |
| 1974        | Seattle Pacific     | NA         | Billings, Mont.         |
| 1975        | Washington          | 6th        | Monmouth, Ore.          |
| 1976        | Washington          | 4th        | Forest Grove, Ore.      |
| 1977        | Washington          | 3rd        | Missoula, Mont.         |
| 1978        | Washington          | 2nd        | Cheney, Wash.           |
| <b>1979</b> | <b>Oregon State</b> | <b>1st</b> | <b>Corvallis, Ore.</b>  |
| <b>1980</b> | <b>Oregon State</b> | <b>1st</b> | <b>Spokane, Wash.</b>   |
| <b>1981</b> | <b>Oregon State</b> | <b>1st</b> | <b>Pullman, Wash.</b>   |
| <b>1982</b> | <b>Oregon State</b> | <b>1st</b> | <b>Corvallis, Ore.</b>  |
| 1983        | Cal State Fullerton | 3rd        | Fullerton, Calif.       |
| 1984        | Cal State Fullerton | 4th        | Fullerton, Calif.       |
| <b>1985</b> | <b>Oregon State</b> | <b>1st</b> | <b>Corvallis, Ore.</b>  |
| 1986        | Cal State Fullerton | 3rd        | Corvallis, Ore.         |
| 1987        | UCLA                | 3rd        | Seattle, Wash.          |
| <b>1988</b> | <b>Oregon State</b> | <b>1st</b> | <b>Corvallis, Ore.</b>  |
| 1989        | UCLA                | 3rd        | Fullerton, Calif.       |
| 1990        | UCLA                | 3rd        | Los Angeles, Calif.     |
| <b>1991</b> | <b>Oregon State</b> | <b>1st</b> | <b>Corvallis, Ore.</b>  |
| <b>1992</b> | <b>Oregon State</b> | <b>1st</b> | <b>Berkeley, Calif.</b> |
| 1993        | UCLA                | 2nd        | Corvallis, Ore.         |
| 1994        | UCLA                | 2nd        | Boise, Idaho            |
| 1995        | UCLA                | 2nd        | Corvallis, Ore.         |
| 1996        | UCLA                | 2nd        | Los Angeles, Calif.     |
| 1997        | UCLA                | 3rd        | Boise, Idaho            |

| Year        | Champion                        | OSU Finish | Site                   |
|-------------|---------------------------------|------------|------------------------|
| 1998        | Washington                      | 5th        | Seattle, Wash.         |
| 1999        | UCLA                            | 3rd        | Corvallis, Ore.        |
| 2000        | UCLA                            | 2nd        | Corvallis, Ore.        |
| 2001        | UCLA                            | 2nd        | Los Angeles, Calif.    |
| 2002        | Utah                            | 2nd        | Corvallis, Ore.        |
| 2003        | UCLA (South Central)            | 3rd        | Columbia, Mo.          |
| 2004        | Oklahoma (West)                 | 3rd        | Corvallis, Ore.        |
| 2005        | Utah (North Central)            | 3rd        | Salt Lake City, Utah   |
| 2006        | Alabama (West)                  | 2nd        | Stanford, Calif.       |
| 2007        | Stanford (South Central)        | 2nd        | Tucson, Ariz.          |
| <b>2008</b> | <b>Oregon State (West)</b>      | <b>1st</b> | <b>Corvallis, Ore.</b> |
| 2009        | LSU (Central)                   | 2nd        | Columbus, Ohio         |
| 2010        | Missouri (Columbia)             | 2nd        | Columbia, Mo.          |
| <b>2011</b> | <b>Oregon State (Corvallis)</b> | <b>1st</b> | <b>Corvallis, Ore.</b> |
| 2012        | Georgia (Auburn)                | 2nd        | Auburn, Ala.           |
| 2013        | Georgia (Corvallis)             | 4th        | Corvallis, Ore.        |
| 2014        | Florida (University Park)       | 3rd        | University Park, Pa.   |
| 2015        | Oklahoma (Norman)               | 2nd        | Norman, Okla.          |
| 2016        | LSU (Athens)                    | 3rd        | Athens, Ga.            |
| 2017        | UCLA (Champaign)                | 2nd        | Champaign, Ill.        |
| 2018        | LSU (Raleigh)                   | 6th        | Raleigh, N.C.          |
| 2019        | Denver (Regional Final)         | 2nd        | Corvallis, Ore.        |
|             | Denver (Second Round)           | 2nd        |                        |
| 2020        | Canceled                        | -          | -                      |
| 2021        | Minnesota (Regional Semi)       | 4th        | Athens, Ga.            |

## 2021 NCAA ATHENS REGIONAL CHAMPIONSHIPS RESULTS - SEMIFINAL FIRST SESSION

AT ATHENS, GA. — APRIL 1-3, 2021

### OVERALL - TEAM

1. Minnesota ..... 197.625
2. Denver ..... 196.775
3. Georgia ..... 196.750
4. **OREGON STATE..... 196.375**

### Vault - Team

1. Minnesota ..... 49.925
2. **OREGON STATE..... 49.175**
3. Denver ..... 49.150
4. Georgia ..... 49.075

### Bars - Team

1. Minnesota ..... 49.250
2. Georgia ..... 49.225
3. Denver ..... 48.975
4. **OREGON STATE..... 48.725**

### Beam - Team

1. Minnesota ..... 49.350
2. Denver ..... 49.225
3. Georgia ..... 49.175
4. **OREGON STATE..... 49.075**

### Floor

1. Minnesota ..... 49.500
2. Denver ..... 49.425
3. **OREGON STATE..... 49.400**
4. Georgia ..... 49.275

### Vault

1. Ona Loper, MINN ..... 10.000
2. Lynnzee Brown, DEN ..... 9.975
3. Lexy Ramler, MINN ..... 9.950
- Madi Dagen, OSU ..... 9.950**

5. Megan Roberts, UGA ..... 9.925
6. Mya Hooten, MINN ..... 9.900
- Maddie Quarles, MINN ..... 9.900
8. Jessica Hutchinson, DEN ..... 9.850
- Mia Sundstrom, DEN ..... 9.850
- Lacy Dagen, OSU ..... 9.850**
- Sydney Gonzales, OSU ..... 9.825**
12. Rachel Baumann, UGA ..... 9.800
- Soraya Hawthorne, UGA ..... 9.800
- Rachael Lukacs, UGA ..... 9.800
15. Alexandria Ruiz, DEN ..... 9.775
- Gianna Gerdes, MINN ..... 9.775
- Kristina Peterson, OSU ..... 9.775**
- Kaitlyn Yanish, OSU ..... 9.775**
19. Kate Grotenhuis, MINN ..... 9.750
- Kayla Bird, OSU ..... 9.750**
- Abbey Ward, UGA ..... 9.750
22. Rosie Casali, DEN ..... 9.700
23. Elizabeth Culton, UNC ..... 9.575
24. Abbie Thompson, DEN ..... 9.500
25. Mikayla Magee, UGA ..... 9.275

### Bars

1. Lexy Ramler, MINN ..... 9.950
2. Tiarre Sales, MINN ..... 9.925
3. Lynnzee Brown, DEN ..... 9.900
4. Elizabeth Culton, UNC ..... 9.875
- Jessica Hutchinson, DEN ..... 9.875
- Haley De Jong, UGA ..... 9.875
- Marissa Oakley, UGA ..... 9.875
8. Rosie Casali, DEN ..... 9.825
- Katie Finnegan, UGA ..... 9.825
- Megan Roberts, UGA ..... 9.825
- Emily Schild, UGA ..... 9.825
12. Mya Hooten, MINN ..... 9.800
- Hannah Willmarth, MINN ..... 9.800
- Kayla Bird, OSU ..... 9.800**
- Victoria Nguyen, UGA ..... 9.800
16. Halle Remlinger, MINN ..... 9.775

- Kaitlyn Hoiland, OSU ..... 9.775**
- 18. Madi Dagen, OSU ..... 9.750**
- Kaitlyn Yanish, OSU ..... 9.750**
20. Alexandria Ruiz, DEN ..... 9.725
- Ona Loper, MINN ..... 9.725
22. Emily Glynn, DEN ..... 9.650
- Kristina Peterson, OSU ..... 9.650**
24. Mia Sundstrom, DEN ..... 9.350
- 25. Jenna Domingo, OSU ..... 8.525**

### Beam

1. Lexy Ramler, MINN ..... 9.950
2. Lynnzee Brown, DEN ..... 9.900
- Madi Dagen, OSU ..... 9.900**
- Rachel Baumann, UGA ..... 9.900
5. Jessica Hutchinson, DEN ..... 9.875
- Abbie Thompson, DEN ..... 9.875
- Ona Loper, MINN ..... 9.875
- Mikayla Magee, UGA ..... 9.875
9. Emily Koch, MINN ..... 9.850
- Mary Korlin-Downs, MINN ..... 9.850
- Jenna Domingo, OSU ..... 9.850**
- Haley De Jong, UGA ..... 9.850
- Marissa Oakley, UGA ..... 9.850
14. Tiarre Sales, MINN ..... 9.825
- Sydney Gonzales, OSU ..... 9.825**
16. Alexis Vasquez, DEN ..... 9.800
17. Alexandria Ruiz, DEN ..... 9.775
- 18. Lexie Gonzales, OSU ..... 9.750**
- Ariana Young, OSU ..... 9.750**
20. Lexi Montgomery, MINN ..... 9.725
21. Victoria Nguyen, UGA ..... 9.700
22. Emily Schild, UGA ..... 9.575
23. Elizabeth Culton, UNC ..... 9.550
- 24. Kristina Peterson, OSU ..... 9.200**
25. Isabel Mabanta, DEN ..... 9.150

- Ona Loper, MINN ..... 9.950
3. Lexy Ramler, MINN ..... 9.925
4. Jessica Hutchinson, DEN ..... 9.900
- Abbie Thompson, DEN ..... 9.900
- Mya Hooten, MINN ..... 9.900
- Madi Dagen, OSU ..... 9.900**
- Savanna Force, OSU ..... 9.900**
- Kaitlyn Yanish, OSU ..... 9.900**
- Soraya Hawthorne, UGA ..... 9.900
11. Rosie Casali, DEN ..... 9.875
- Mallory Leneave, MINN ..... 9.875
- Rachael Baumann, UGA ..... 9.875
14. Elizabeth Culton, UNC ..... 9.850
- Isabel Goyco, TWU ..... 9.850
- Abbie Nylin, MINN ..... 9.850
- Kayla Bird, OSU ..... 9.850**
- Sydney Gonzales, OSU ..... 9.850**
- Megan Roberts, UGA ..... 9.850
- 20. Kristina Peterson, OSU ..... 9.825**
- Alyssa Perez-Lugones, UGA ..... 9.825
- Sterlyn Austin, UGA ..... 9.825
23. Alexandria Ruiz, DEN ..... 9.800
- Emily Koch, MINN ..... 9.800
25. Mikayla Magee, UGA ..... 9.600
26. Emily Glynn, DEN ..... -

### All-Around

1. Lexy Ramler, MINN ..... 39.775
2. Lynnzee Brown, DEN ..... 39.725
3. Ona Loper, MINN ..... 39.550
4. Jessica Hutchinson, DEN ..... 39.500
- Madi Dagen, OSU ..... 39.500**
6. Alexandria Ruiz, DEN ..... 39.075
7. Elizabeth Culton, UNC ..... 38.850
- 8. Kristina Peterson, OSU ..... 38.450**

### Floor

1. Lynnzee Brown, DEN ..... 9.950



## OSU'S NCAA REGIONAL CHAMPIONS

### ALL-AROUND

|      |                            |
|------|----------------------------|
| 1978 | Linda Parker, 33.95        |
| 1979 | Mary Ayotte, 34.50         |
| 1980 | Mary Ayotte, 35.95         |
| 1981 | Mary Ayotte, 38.20         |
| 1982 | Mary Ayotte-Law, 36-70     |
| 1985 | Heidi Anderson, 37.55      |
| 1991 | Chari Knight, 39.400       |
| 1992 | Chari Knight, 39.600       |
| 1994 | Chari Knight, 39.400       |
| 2008 | Jami Lanz, 39.575          |
| 2011 | Leslie Mak, 39.475         |
| 2015 | Madeline Gardiner, 39.350  |
| 2017 | Kaytianna McMillan, 39.400 |

### VAULT

|      |                              |
|------|------------------------------|
| 1980 | Mary Ayotte, 9.45            |
| 1981 | Mary Ayotte, 9.20            |
| 1991 | Amy Durham, 9.75 (tie)       |
| 1992 | Chari Knight, 9.85           |
| 1995 | Kristie Snyder, 10.0         |
| 1999 | Megan Murphy-Barcroft, 9.875 |
| 2008 | Yuki Lamb, 9.925             |
| 2009 | Mandi Rodriguez, 9.950 (tie) |
| 2011 | Britney Ranzy, 9.875 (tie)   |
| 2017 | Dani Dessaints, 9.925        |

### UNEVEN BARS

|      |                              |
|------|------------------------------|
| 1980 | Kris Femling, 9.25           |
| 1981 | Mary Ayotte, 9.00            |
| 1982 | Jayne Weinstein, 9.55        |
| 1991 | Chari Knight, 9.95           |
| 1993 | Renee Runyon, 9.85 (tie)     |
| 1995 | Heather Bennett, 9.975       |
| 1996 | Heather Bennett, 9.95        |
| 1998 | Deanne Droege Mueller, 9.975 |
| 2008 | Jen Kesler, 9.950            |
| 2010 | Laura-Ann Chong, 9.900       |
| 2011 | Leslie Mak, 9.900            |
| 2012 | Leslie Mak, 9.900 (tie)      |
| 2012 | Olivia Vivian, 9.900 (tie)   |
| 2019 | Sabrina Gill, 9.925 (tie)    |

### BALANCE BEAM

|      |                                 |
|------|---------------------------------|
| 1980 | Mary Ayotte, 9.40               |
| 1981 | Laurie Carter, 9.60             |
| 1982 | Laurie Carter, 9.65             |
| 1983 | Laurie Carter, 9.70             |
| 1991 | Joy Selig, 9.925                |
| 1992 | Chari Knight, 9.925             |
| 1993 | Traci Crover, 9.90 (tie)        |
| 1993 | Michelle Sandoz, 9.90 (tie)     |
| 1994 | Chari Knight, 9.975             |
| 1996 | Megan Murphy, 9.875 (tie)       |
| 2004 | Tanya Ricioli-Hebron, 9.95      |
| 2008 | Jami Lanz, 9.950                |
| 2011 | Leslie Mak, 9.900               |
| 2012 | Leslie Mak, 9.925               |
| 2014 | Kaytianna McMillan, 9.850 (tie) |
| 2014 | Chelsea Tang, 9.850 (tie)       |
| 2016 | Risa Perez, 9.900 (tie)         |

### FLOOR EXERCISE

|      |                                    |
|------|------------------------------------|
| 1978 | Linda Parker, 9.00                 |
| 1980 | Mary Ayotte, 9.40                  |
| 1981 | Mary Ayotte, 9.50                  |
| 1982 | Mary Ayotte-Law, 9.60              |
| 1985 | Heidi Anderson, 9.45               |
| 1991 | Chari Knight, 9.875                |
| 1993 | Amy Durham, 9.925                  |
| 1994 | Chari Knight, 9.85                 |
| 1999 | Megan Murphy-Barcroft, 9.925 (tie) |
| 1999 | Lara Degenhardt, 9.925 (tie)       |
| 2002 | Annie Campbell, 9.975              |
| 2007 | Tasha Smith, 9.925                 |
| 2008 | Mandi Rodriguez, 9.900 (tie)       |
| 2008 | Tasha Smith, 9.900 (tie)           |
| 2009 | Mandi Rodriguez, 9.925             |
| 2011 | Makayla Stambaugh, 9.900 (tie)     |
| 2011 | Britney Ranzy, 9.900 (tie)         |
| 2013 | Makayla Stambaugh, 9.950 (tie)     |
| 2017 | Kaytianna McMillan, 9.875 (tie)    |

## OSU'S PAC-12 CHAMPIONS

### ALL-AROUND

|      |              |
|------|--------------|
| 1989 | Joy Selig    |
| 1991 | Joy Selig    |
| 1992 | Chari Knight |
| 2011 | Leslie Mak   |

### VAULT

|      |                       |
|------|-----------------------|
| 1989 | Jami Sherman          |
| 1999 | Megan Murphy-Barcroft |
| 2006 | Tasha Smith           |
| 2008 | Tasha Smith           |
| 2009 | Mandi Rodriguez       |
| 2017 | Dani Dessaints        |

### UNEVEN BARS

|      |                       |
|------|-----------------------|
| 1989 | Joy Selig             |
| 1991 | Chari Knight          |
| 1992 | Chari Knight          |
| 1994 | Chari Knight          |
| 1998 | Deanne Droege Mueller |
| 1999 | Danae Phillips        |
| 2003 | Elizabeth Jillson     |
| 2009 | Jen Kesler            |
| 2009 | Leslie Mak            |
| 2011 | Leslie Mak            |
| 2011 | Makayla Stambaugh     |
| 2011 | Olivia Vivian         |
| 2013 | Makayla Stambaugh     |
| 2017 | Erika Aufiero         |

### BALANCE BEAM

|      |                       |
|------|-----------------------|
| 1989 | Joy Selig             |
| 1990 | Joy Selig             |
| 1991 | Joy Selig             |
| 1992 | Chari Knight          |
| 1994 | Chari Knight          |
| 1999 | Megan Murphy-Barcroft |
| 2008 | Jami Lanz             |
| 2010 | Laura-Ann Chong       |
| 2011 | Leslie Mak            |
| 2016 | Madeline Gardiner     |
| 2016 | Risa Perez            |

### FLOOR EXERCISE

|      |                 |
|------|-----------------|
| 1989 | Joy Selig       |
| 1990 | Joy Selig       |
| 1991 | Joy Selig       |
| 1996 | Megan Bert      |
| 1997 | Rändi Miller    |
| 1999 | Lara Degenhardt |
| 2003 | Chrissy Lamun   |
| 2006 | Tasha Smith     |
| 2008 | Tasha Smith     |
| 2009 | Mandi Rodriguez |
| 2013 | Melanie Jones   |



# OREGON STATE HISTORY AT PAC-12 CONFERENCE CHAMPIONSHIPS

## PAC-12 CHAMPIONSHIPS RESULTS

| Year        | Champion / Score              | OSU Finish    | Site                       | Year        | Champion / Score              | OSU Finish           | Site                       |
|-------------|-------------------------------|---------------|----------------------------|-------------|-------------------------------|----------------------|----------------------------|
| 1987        | UCLA / 188.450                | 5th / 182.250 | Pullman, Wash.             | 2005        | UCLA / 197.100                | 3rd / 195.900        | Berkeley, Calif.           |
| 1988        | UCLA / 189.450                | 3rd / 185.950 | Tempe, Ariz.               | 2006        | Stanford / 197.100            | 3rd / 196.400        | Corvallis, Ore.            |
| 1989        | UCLA / 195.200                | 2nd / 193.650 | Corvallis, Ore.            | 2007        | UCLA / 197.200                | 3rd / 196.300        | Tempe, Ariz.               |
| 1990        | UCLA / 191.500                | 4th / 185.450 | Berkeley, Calif.           | 2008        | Stanford / 197.000            | 2nd / 196.550        | Seattle, Wash.             |
| <b>1991</b> | <b>Oregon State / 194.650</b> | <b>1st</b>    | <b>Los Angeles, Calif.</b> | 2009        | UCLA / 196.725                | 2nd / 196.550        | Stanford, Calif.           |
| <b>1992</b> | <b>Oregon State / 194.850</b> | <b>1st</b>    | <b>Tempe, Ariz.</b>        | 2010        | UCLA / 197.350                | 3rd / 195.950        | Tucson, Ariz.              |
| 1993        | UCLA / 194.550                | 2nd / 193.800 | Stanford, Calif.           | <b>2011</b> | <b>Oregon State / 197.200</b> | <b>1st / 197.200</b> | <b>Los Angeles, Calif.</b> |
| <b>1994</b> | <b>Oregon State / 194.825</b> | <b>1st</b>    | <b>Seattle, Wash.</b>      | 2012        | UCLA / 197.425                | 3rd / 197.025        | Salt Lake City, Utah       |
| 1995        | UCLA / 195.400                | 4th / 193.400 | Tempe, Ariz.               | <b>2013</b> | <b>Oregon State / 197.850</b> | <b>1st / 197.850</b> | <b>Corvallis, Ore.</b>     |
| <b>1996</b> | <b>Oregon State / 195.400</b> | <b>1st</b>    | <b>Corvallis, Ore.</b>     | 2014        | Utah / 197.925                | 5th / 196.275        | Berkeley, Calif.           |
| 1997        | UCLA / 196.550                | 4th / 195.000 | Tucson, Ariz.              | 2015        | Utah / 198.150                | 4th / 196.900        | Salt Lake City, Utah       |
| 1998        | Stanford / 195.275            | 2nd / 194.950 | Los Angeles, Calif.        | 2016        | UCLA / 197.250                | t-2nd / 196.925      | Seattle, Wash.             |
| 1999        | UCLA / 197.775                | 2nd / 197.400 | Corvallis, Ore.            | 2017        | Utah / 197.925                | 2nd / 197.400        | Stanford, Calif.           |
| 2000        | UCLA / 197.700                | 2nd / 196.575 | Tempe, Ariz.               | 2018        | UCLA / 197.500                | 5th / 196.575        | Tucson, Ariz.              |
| 2001        | Stanford / 197.850            | 4th / 196.550 | Seattle, Wash.             | 2019        | UCLA / 198.400                | 3rd / 196.600        | West Valley City, Utah     |
| 2002        | UCLA / 197.625                | 4th / 196.125 | Stanford, Calif.           | 2020        | Canceled                      | -                    | -                          |
| 2003        | UCLA / 198.175                | 5th / 196.650 | Los Angeles, Calif.        | 2021        | Utah / 197.725                | 5th / 195.625        | West Valley City, Utah     |
| 2004        | Stanford / 197.900            | 3rd / 197.075 | Tucson, Ariz.              |             |                               |                      |                            |

## OSU'S ALL-TIME PAC-12 ALL-CONFERENCE SELECTIONS

**2021** Lacy Dagen (V), Honorable Mention  
Madi Dagen (BB, V), 1st team  
Kaitlyn Yanish (FX), Honorable Mention

**2020** Madi Dagen (BB), Honorable Mention  
Kaitlyn Yanish (FX), Honorable Mention

**2019** Kaitlyn Yanish (FX), 1st  
Madi Dagen (BB), 2nd  
Isis Lowery (FX), 2nd

**2018** Kaitlyn Yanish (FX), 2nd

**2017** Kaytianna McMillan (AA, FX), 1st; (V), 2nd  
Madeline Gardiner (BB) 1st; (AA), 2nd  
Erika Aufiero (UB) 1st  
Dani Dessaints (V) 1st  
Mary Jacobsen (V) 2nd

**2016** Madeline Gardiner (AA), 1st team  
Kaytianna McMillan (UB), 1st team  
Risa Perez (BB), 2nd team

**2015** Madeline Gardiner (AA), 1st team  
Chelsea Tang (FX), 1st team; (BB), 2nd team  
Erika Aufiero (V), 2nd team  
Taylor Keecker (V), 2nd team  
Kaytianna McMillan (FX), 2nd team

**2014** Chelsea Tang (AA), 1st team  
Madeline Gardiner (BB), 2nd team

**2013** Kelsi Blalock (V), 1st team  
Brittany Harris (UB), 1st team  
Melanie Jones (BB, FX), 1st team  
Stephanie McGregor (UB), 1st team  
Makayla Stambaugh (V, UB, FX), 1st team  
Chelsea Tang (BB), 1st team  
Erika Aufiero (UB), 2nd team  
Hailey Gaspar (V), 1st team

**2012** Melanie Jones (AA), 1st team  
Leslie Mak (AA), 1st team  
Makayla Stambaugh (AA), 1st team  
Olivia Vivian (UB), 1st team  
Kelsi Blalock (V), 2nd team  
Brittany Harris (UB), 2nd team

**2011** Leslie Mak (AA), 1st team  
Kelsi Blalock (V), 1st team  
Britney Ranzy (V), 1st team  
Makayla Stambaugh (UB, FX), 1st team

**2010** Olivia Vivian (UB, BB), 1st team  
Becky Colvin (V), 2nd team  
Jen Kesler (UB, BB), 2nd team

Mandi Rodriguez (AA), 1st team  
Laura-Ann Chong (UB, BB), 1st team  
Leslie Mak (BB), 1st team  
Makayla Stambaugh (FX), 1st team  
Becky Colvin (V), 2nd team

**2009** Jami Lanz (AA), 1st team  
Mandi Rodriguez (AA), 1st team  
Jen Kesler (UB), 1st team  
Leslie Mak (UB), 1st team  
Laura-Ann Chong (BB), 2nd team

**2008** Jami Lanz (AA), 1st team  
Claire Pierce (BB), 1st team  
Mandi Rodriguez (V, FX), 1st team  
Tasha Smith (V, FX), 1st team  
Yuki Lamb (V), 2nd team

**2007** Jami Lanz (AA)  
Tasha Smith (AA)  
Mandi Rodriguez (V)

**2006** Jami Lanz (AA)  
Tasha Smith (FX)

**2005** None

**2004** Chelsea Plourde (AA)

**2003** Elizabeth Jillson (UB)  
Chrissy Lamun (FX)

**2002** Annie Campbell (AA)  
Elizabeth Jillson (UB)

**2001** Katrina Severin (V, BB, FX)

**2000** None

**1999** Stephanie Bychowski (UB)  
Lara Degenhardt (V, FX)  
Megan Murphy-Barcroft (BB, AA)  
Danae Phillips (UB)  
Corrie Young (BB)

**1998** Lara Degenhardt (V)  
Deanne Droegemueller (UB)  
Megan Murphy (BB, AA)  
Amy Slack (UB)

**1997** Rändi Miller (BB)

**1996** Rändi Miller (BB)

Amy Slack (AA)  
Amanda Turko (V)

**1995** Rändi Miller (FX)

**1994** Marilyn Anderson (AA)  
Chari Knight (UB, BB)  
Amanda Turko (AA)

**1993** Traci Crover (BB, FX)  
Amy Durham (FX, AA)  
Renee Runyon (UB)

**1992** Amy Durham (AA)  
Chari Knight (UB, BB, FX, AA)

**1991\*** Kelly Baker  
Traci Crover  
Amy Durham  
Chari Knight  
Michelle Sandoz  
Joy Selig

**1990\*** Joy Selig

**1989\*** Linda Pierce  
Joy Selig  
Jami Sherman

**1988\*** Linda Pierce

\*No events were specified until 1992.

### COACH OF THE YEAR

- Tanya Chaplin (1999, 2005, 2008, 2010, 2011)
- Jim Turpin (1988, 1991, 1992, 1996)

### GYMNAST OF THE YEAR

- Chari Knight (1992, 1994)
- Leslie Mak (2011, 2012)
- Kaytianna McMillan (2017)
- Mandi Rodriguez (2009)
- Joy Selig (1991)

### FRESHMAN/NEWCOMER OF THE YEAR

- Jami Lanz (2006)
- Chelsea Plourde (2004)
- Makayla Stambaugh (2010)

### SCHOLAR-ATHLETE OF THE YEAR

- Madeline Gardiner (2017)
- Stephanie McGregor (2013)





# OREGON STATE HISTORY AT PAC-12 CONFERENCE CHAMPIONSHIPS

## 2021 PAC-12 CHAMPIONSHIPS RESULTS AT WEST VALLEY CITY, UTAH — MARCH 20, 2021

### TEAM RESULTS

|                        |                |
|------------------------|----------------|
| 1. Utah                | 197.725        |
| 2. California          | 197.375        |
| 3. UCLA                | 196.725        |
| 4. Arizona State       | 196.375        |
| 5. <b>Oregon State</b> | <b>195.625</b> |
| 6. Arizona             | 195.400        |
| 7. Stanford            | 195.175        |
| 8. Washington          | 194.400        |

### VAULT

|                               |              |
|-------------------------------|--------------|
| 1. Sekai Wright, UCLA         | 9.950        |
| 2. Anaya Smith, ASU           | 9.925        |
| t3. Nevaeh DeSouza, CAL       | 9.900        |
| t3. Pauline Tratz, UCLA       | 9.900        |
| t3. Nia Dennis, UCLA          | 9.900        |
| t3. Alle Smith, WASH          | 9.900        |
| <b>t7. MADI DAGEN</b>         | <b>9.875</b> |
| <b>t7. LACY DAGEN</b>         | <b>9.875</b> |
| <b>t7. SYDNEY GONZALES</b>    | <b>9.875</b> |
| <b>t11. KAITLYN YANISH</b>    | <b>9.850</b> |
| <b>t28. KRISTINA PETERSON</b> | <b>9.775</b> |
| <b>t28. KAYLA BIRD</b>        | <b>9.775</b> |

### UNEVEN BARS

|                         |       |
|-------------------------|-------|
| t1. Maile O'Keefe, UTAH | 9.950 |
| t1. Cristal Isa, UTAH   | 9.950 |

|                               |              |
|-------------------------------|--------------|
| t1. Margzetta Frazier, UCLA   | 9.950        |
| 4. Frida Esparza, UCLA        | 9.925        |
| t5. Neveah DeSouza, CAL       | 9.900        |
| t5. Andi Li, CAL              | 9.900        |
| t5. Nina Schank, CAL          | 9.900        |
| <u>t5. Emi Watterson, CAL</u> | <u>9.900</u> |
| <b>t29. KAITLYN YANISH</b>    | <b>9.750</b> |
| <b>t32. MADI DAGEN</b>        | <b>9.725</b> |
| <b>t39. JENNA DOMINGO</b>     | <b>9.650</b> |
| <b>t41. NIYA MACK</b>         | <b>9.600</b> |
| <b>43. ARIANA YOUNG</b>       | <b>9.350</b> |
| <b>46. KAYLA BIRD</b>         | <b>9.050</b> |

### BALANCE BEAM

|                                |              |
|--------------------------------|--------------|
| t1. Maile O'Keefe, UTAH        | 9.950        |
| t1. Cristal Isa, UTAH          | 9.950        |
| t1. Abby Paulson, UTAH         | 9.950        |
| 4. Adrienne Randall, UTAH      | 9.925        |
| t5. Malia Hargrove, ARIZ       | 9.900        |
| t5. Andi Li, CAL               | 9.900        |
| <b>t5. MADI DAGEN</b>          | <b>9.900</b> |
| t5. Alexia Burch, UTAH         | 9.900        |
| <u>t5. Sirena Linton, ARIZ</u> | <u>9.900</u> |
| <b>t14. JENNA DOMINGO</b>      | <b>9.850</b> |
| <b>t20. SYDNEY GONZALES</b>    | <b>9.825</b> |
| <b>t22. ARIANA YOUNG</b>       | <b>9.800</b> |
| <b>t32. LEXIE GONZALES</b>     | <b>9.725</b> |

|                              |              |
|------------------------------|--------------|
| <b>36. KRISTINA PETERSON</b> | <b>9.700</b> |
|------------------------------|--------------|

### FLOOR EXERCISE

|                                 |              |
|---------------------------------|--------------|
| t1. Maile O'Keefe, UTAH         | 9.950        |
| t1. Kyla Bryant, STAN           | 9.950        |
| t1. Chae Campbell, UCLA         | 9.950        |
| t1. Kyana George, CAL           | 9.950        |
| t1. Pauline Tratz, UCLA         | 9.950        |
| t1. Jaedyn Rucker, UTAH         | 9.950        |
| <u>t1. Sydney Soloski, UTAH</u> | <u>9.950</u> |
| <b>t10. KRISTINA PETERSON</b>   | <b>9.900</b> |
| <b>t10. KAYLA BIRD</b>          | <b>9.900</b> |
| <b>t27. KAITLYN YANISH</b>      | <b>9.825</b> |
| <b>t33. NIYA MACK</b>           | <b>9.800</b> |
| <b>t36. SAVANNA FORCE</b>       | <b>9.775</b> |
| <b>t46. MADI DAGEN</b>          | <b>9.525</b> |

### ALL-AROUND

|                                |        |
|--------------------------------|--------|
| t1. Kyla Ross, UCLA            | 39.800 |
| t1. MyKayla Skinner, UTAH      | 39.750 |
| 3. MaKenna Merrell-Giles, UTAH | 39.600 |

## 2021 ALL-PAC-12 HONORS

### ALL-AROUND

**FIRST TEAM:** Maile O'Keefe (UTAH), Neveah DeSouza (CAL), Hannah Scharf (ASU), Chae Campbell (UCLA), Margzetta Frazier (UCLA), Kyana George (CAL)

**HONORABLE MENTION:** Maya Bordas (CAL), Cristal Isa (UTAH)

### VAULT

**FIRST TEAM:** Alexia Burch (UTAH), Madi Dagen (OSU), Neveah DeSouza (CAL), Nia Dennis (UCLA), Anaya Smith (ASU), Chae Campbell (UCLA)

**HONORABLE MENTION:** Kyana George (CAL), Cammy Hall (UTAH), Jaedyn Rucker (UTAH), Hannah Scharf (ASU), Lacy Dagen (OSU)

### UNEVEN BARS

**FIRST TEAM:** Margzetta Frazier (UCLA), Nina Schank (CAL), Andi Li (CAL), Maile O'Keefe (UTAH), Cristal Isa (UTAH), Maya Bordas (CAL), Neveah DeSouza (CAL)

**HONORABLE MENTION:** Cairo Leonard-Baker (ASU), Nia Dennis (UCLA), Frida Esparza (UCLA)

### BALANCE BEAM

**FIRST TEAM:** Maile O'Keefe (UTAH), Abby Paulson (UTAH), Cristal Isa (UTAH), Samantha Sakti (UCLA), Kyana George (CAL), Madi Dagen (OSU)

**HONORABLE MENTION:** Chae Campbell (UCLA), Neveah DeSouza (CAL)

### FLOOR EXERCISE

**FIRST TEAM:** Sydney Soloski (UTAH), Kyana George (CAL), Chae Campbell (UCLA), Nia Dennis (UCLA), Pauline Tratz (UCLA), Amara Cunningham (WASH)

**HONORABLE MENTION:** Hannah Scharf (ASU), Kaitlyn Yanish (OSU), Jaedyn Rucker (UTAH)

### COACH OF THE YEAR

Justin Howell and Elisabeth Crandall-Howell, UCLA

### GYMNAST OF THE YEAR

Maile O'Keefe, Utah

### SPECIALIST OF THE YEAR

Alexia Burch, Utah

### FRESHMAN/NEWCOMER OF THE YEAR

Chae Campbell, UCLA

### SCHOLAR-ATHLETE

Pauline Tratz, UCLA

### 2021 HONOR ROLL

**OREGON STATE:** Kayla Bird - Human Development & Family Science; Lacy Dagen - Masters in Kinesiology; Madi Dagen - Human Development & Family Science; Jenna Domingo - Human Development & Family Science; Savanna Force - Kinesiology; Lexie Gonzales - Digital Communication Arts; Lena Greene - Bioengineering; Alexa McClung - Human Development & Family Science; Kristina Peterson - Human Development & Family Science; Jane Poniewaz - Pre-Apparel; Colette Yamaoka - Biology



In 2017, Madeline Gardiner became Oregon State's second gymnast to be named Pac-12 Scholar-Athlete of the Year.



# ALL-TIME HIGH SCORES

## VAULT

|     |              |                          |                |
|-----|--------------|--------------------------|----------------|
| 1.  | 10.00        | Katrina Severin.....     | #2/16/01       |
|     | 10.00        | Kristie Snyder.....      | #3/16/96       |
|     | 10.00        | Kristie Snyder.....      | #4/8/95        |
| 4.  | 9.975        | Chelsea Plourde.....     | 3/5/04         |
|     | 9.975        | Katrina Severin.....     | 2/2/01         |
|     | 9.975        | Lara Degenhardt.....     | 3/14/99        |
|     | 9.975        | Danae Phillips.....      | 2/16/97        |
|     | 9.975        | Amanda Turko.....        | 4/13/96        |
|     | 9.975        | Anne Marie Vassallo..... | 3/10/95        |
| 10. | <b>9.950</b> | <b>Madi Dagen.....</b>   | <b>4/2/21</b>  |
|     | <b>9.950</b> | <b>Madi Dagen.....</b>   | <b>1/29/21</b> |
|     | <b>9.950</b> | <b>Madi Dagen.....</b>   | <b>1/23/21</b> |
|     | 9.950        | Mary Jacobsen.....       | 2/2/19         |
|     | 9.950        | Dani Dessaints.....      | 3/18/17        |
|     | 9.950        | Dani Dessaints.....      | 3/11/17        |
|     | 9.950        | Dani Dessaints.....      | 2/24/17        |
|     | 9.950        | Kelsi Blalock.....       | 3/23/13        |
|     | 9.950        | Makayla Stambaugh.....   | 3/23/13        |
|     | 9.950        | Kelsi Blalock.....       | 3/9/13         |
|     | 9.950        | Kelsi Blalock.....       | 3/1/13         |
|     | 9.950        | Kelsi Blalock.....       | 2/22/13        |
|     | 9.950        | Kelsi Blalock.....       | 1/27/12        |
|     | 9.950        | Mandi Rodriguez.....     | 3/19/10        |
|     | 9.950        | Mandi Rodriguez.....     | 2/12/10        |
|     | 9.950        | Mandi Rodriguez.....     | 1/22/10        |
|     | 9.950        | Mandi Rodriguez.....     | 4/6/09         |
|     | 9.950        | Mandi Rodriguez.....     | 3/21/09        |
|     | 9.950        | Mandi Rodriguez.....     | 3/23/07        |
|     | 9.950        | Mandi Rodriguez.....     | 2/23/07        |
|     | 9.950        | Katrina Severin.....     | 4/19/01        |
|     | 9.950        | Katrina Severin.....     | 3/24/01        |
|     | 9.950        | Lara Degenhardt.....     | 3/17/01        |
|     | 9.950        | Katrina Severin.....     | 3/3/00         |
|     | 9.950        | Lara Degenhardt.....     | 2/11/00        |
|     | 9.950        | Danae Phillips.....      | 3/14/99        |
|     | 9.950        | Amanda Turko.....        | 4/26/96        |
|     | 9.950        | Anne Marie Vassallo..... | 4/26/96        |
|     | 9.950        | Anne Marie Vassallo..... | 4/25/96        |
|     | 9.950        | Amanda Turko.....        | 3/1/96         |
|     | 9.950        | Kristie Snyder.....      | 2/2/96         |
|     | 9.950        | Amanda Turko.....        | 4/21/94        |

## UNEVEN BARS

|     |       |                           |          |
|-----|-------|---------------------------|----------|
| 1.  | 10.00 | Kaytianna McMillan.....   | 3/18/17  |
|     | 10.00 | Elizabeth Jillson.....    | #3/29/03 |
|     | 10.00 | Danae Phillips.....       | #3/20/99 |
|     | 10.00 | Heather Bennett.....      | #3/16/96 |
|     | 10.00 | Chari Knight.....         | #2/4/94  |
|     | 10.00 | Chari Knight.....         | #1/28/94 |
|     | 10.00 | Chari Knight.....         | #1/29/93 |
|     | 10.00 | Chari Knight.....         | #3/13/92 |
|     | 10.00 | Chari Knight.....         | #2/29/92 |
| 10. | 9.975 | Erika Aufiero.....        | 3/5/17   |
|     | 9.975 | Makayla Stambaugh.....    | 3/23/13  |
|     | 9.975 | Olivia Vivian.....        | 1/14/11  |
|     | 9.975 | Leslie Mak.....           | 3/6/09   |
|     | 9.975 | D. Droegemueller.....     | 4/4/98   |
|     | 9.975 | D. Droegemueller.....     | 3/21/98  |
|     | 9.975 | Heather Bennett.....      | 3/8/96   |
|     | 9.975 | Heather Bennett.....      | 1/19/96  |
|     | 9.975 | Heather Bennett.....      | 4/8/95   |
|     | 9.975 | Renee Runyon.....         | 3/10/95  |
|     | 9.975 | Heather Bennett.....      | 2/17/95  |
| 21. | 9.950 | Halli Briscoe.....        | 2/29/20  |
|     | 9.950 | Mary Jacobsen.....        | 2/17/18  |
|     | 9.950 | Erika Aufiero.....        | 3/18/17  |
|     | 9.950 | Kaytianna McMillan.....   | 3/12/16  |
|     | 9.950 | Kaytianna McMillan.....   | 2/29/16  |
|     | 9.950 | Kaytianna McMillan.....   | 2/20/16  |
|     | 9.950 | Mary Jacobsen.....        | 2/20/16  |
|     | 9.950 | Brittany Harris.....      | 3/23/13  |
|     | 9.950 | Stephanie McGregor.....   | 3/23/13  |
|     | 9.950 | Makayla Stambaugh.....    | 3/1/13   |
|     | 9.950 | Makayla Stambaugh.....    | 2/8/13   |
|     | 9.950 | Olivia Vivian.....        | 3/10/12  |
|     | 9.950 | Leslie Mak.....           | 2/10/12  |
|     | 9.950 | Olivia Vivian.....        | 3/6/11   |
|     | 9.950 | Leslie Mak.....           | 3/27/10  |
|     | 9.950 | Leslie Mak.....           | 1/30/09  |
|     | 9.950 | Jen Kesler.....           | #4/12/08 |
|     | 9.950 | Heidi Goehring.....       | 3/5/04   |
|     | 9.950 | Heidi Goehring.....       | 2/27/04  |
|     | 9.950 | Elizabeth Jillson.....    | 2/21/03  |
|     | 9.950 | Elizabeth Jillson.....    | 2/14/03  |
|     | 9.950 | Stephanie Bychowski.....  | 3/24/01  |
|     | 9.950 | Stephanie Bychowski.....  | 3/10/01  |
|     | 9.950 | Stephanie Bychowski.....  | 2/2/01   |
|     | 9.950 | Elizabeth Jillson.....    | 2/2/01   |
|     | 9.950 | Danae Phillips.....       | 3/14/99  |
|     | 9.950 | Danae Phillips.....       | 3/5/99   |
|     | 9.950 | Danae Phillips.....       | 2/26/99  |
|     | 9.950 | Danae Phillips.....       | 2/12/99  |
|     | 9.950 | Amy Slack.....            | 4/4/98   |
|     | 9.950 | Deanne Droegemueller..... | 2/27/98  |
|     | 9.950 | Amy Slack.....            | 1/17/97  |
|     | 9.950 | Heather Bennett.....      | 4/27/96  |
|     | 9.950 | Heather Bennett.....      | 4/25/96  |
|     | 9.950 | Heather Bennett.....      | 4/13/96  |
|     | 9.950 | Chari Knight.....         | 3/26/94  |
|     | 9.950 | Chari Knight.....         | 4/6/91   |
|     | 9.950 | Chari Knight.....         | 3/22/91  |
|     | 9.950 | Chari Knight.....         | 3/16/91  |

## BALANCE BEAM

|     |       |                           |          |
|-----|-------|---------------------------|----------|
| 1.  | 10.00 | Michelle Sandoz.....      | #2/18/94 |
|     | 10.00 | Chari Knight.....         | #2/5/93  |
|     | 10.00 | Chari Knight.....         | #1/29/93 |
|     | 10.00 | Chari Knight.....         | #2/29/92 |
| 5.  | 9.975 | Lacy Dagen.....           | 2/2/20   |
|     | 9.975 | Chelsea Plourde.....      | 3/12/04  |
|     | 9.975 | M. Murphy-Barcroft.....   | 2/26/99  |
|     | 9.975 | Rändi Miller.....         | 2/28/97  |
|     | 9.975 | Chari Knight.....         | 4/10/94  |
| 10. | 9.950 | Dani Dessaints.....       | 3/18/17  |
|     | 9.950 | Madeline Gardiner.....    | 3/5/17   |
|     | 9.950 | Dani Dessaints.....       | 3/5/17   |
|     | 9.950 | Madeline Gardiner.....    | 2/18/17  |
|     | 9.950 | Madeline Gardiner.....    | 2/4/17   |
|     | 9.950 | Madeline Gardiner.....    | 3/19/16  |
|     | 9.950 | Risa Perez.....           | 3/19/16  |
|     | 9.950 | Kaytianna McMillan.....   | 2/20/16  |
|     | 9.950 | Leslie Mak.....           | 2/17/12  |
|     | 9.950 | Leslie Mak.....           | 2/10/12  |
|     | 9.950 | Leslie Mak.....           | 1/20/12  |
|     | 9.950 | Leslie Mak.....           | 3/19/11  |
|     | 9.950 | Laura-Ann Chong.....      | 3/27/10  |
|     | 9.950 | Jami Lanz.....            | #4/12/08 |
|     | 9.950 | Jami Lanz.....            | #3/29/08 |
|     | 9.950 | Jami Lanz.....            | 3/15/08  |
|     | 9.950 | Jami Lanz.....            | 2/29/08  |
|     | 9.950 | Jami Lanz.....            | 1/25/08  |
|     | 9.950 | Tanya Ricioli-Hebron..... | 4/3/04   |
|     | 9.950 | Tanya Ricioli-Hebron..... | 3/12/04  |
|     | 9.950 | Chrissy Lamun.....        | 3/5/04   |
|     | 9.950 | Chelsea Plourde.....      | 2/27/04  |
|     | 9.950 | Chelsea Plourde.....      | 2/13/04  |
|     | 9.950 | Tanya Ricioli.....        | 3/7/03   |
|     | 9.950 | Katrina Severin.....      | 3/24/01  |
|     | 9.950 | Marissa Bruch.....        | 3/17/01  |
|     | 9.950 | Stephanie Bychowski.....  | 3/10/01  |
|     | 9.950 | M. Murphy-Barcroft.....   | 3/20/99  |
|     | 9.950 | Amy Slack.....            | 3/1/96   |
|     | 9.950 | Chari Knight.....         | 2/25/94  |
|     | 9.950 | Chari Knight.....         | 3/13/92  |
|     | 9.950 | Chari Knight.....         | 3/6/92   |
|     | 9.950 | Chari Knight.....         | 2/1/92   |
|     | 9.950 | Chari Knight.....         | 1/24/92  |
|     | 9.950 | Joy Selig.....            | 3/16/91  |

## FLOOR EXERCISE

|     |              |                            |                |
|-----|--------------|----------------------------|----------------|
| 1.  | 10.00        | Tasha Smith.....           | 2/22/08        |
|     | 10.00        | Chrissy Lamun.....         | #3/29/03       |
|     | 10.00        | Lara Degenhardt.....       | #3/20/99       |
|     | 10.00        | Amy Durham.....            | #4/17/03       |
|     | 10.00        | Amy Durham.....            | #2/5/93        |
| 6.  | 9.975        | Isis Lowery.....           | 2/2/20         |
|     | <b>9.975</b> | <b>Kaitlyn Yanish.....</b> | <b>2/2/19</b>  |
|     | 9.975        | Mandi Rodriguez.....       | 1/16/09        |
|     | 9.975        | Tasha Smith.....           | 2/15/08        |
|     | 9.975        | Annie Campbell.....        | 4/6/02         |
|     | 9.975        | Annie Campbell.....        | 3/16/02        |
|     | 9.975        | Annie Campbell.....        | 3/1/02         |
|     | 9.975        | Jerra Lopez.....           | 2/1/02         |
|     | 9.975        | Lara Degenhardt.....       | 3/17/01        |
|     | 9.975        | Lara Degenhardt.....       | 2/16/01        |
|     | 9.975        | Katrina Severin.....       | 2/16/01        |
| 17. | <b>9.950</b> | <b>Kaitlyn Yanish.....</b> | <b>3/5/21</b>  |
|     | <b>9.950</b> | <b>Kaitlyn Yanish.....</b> | <b>2/21/21</b> |
|     | <b>9.950</b> | <b>Kaitlyn Yanish.....</b> | <b>1/23/21</b> |
|     | <b>9.950</b> | <b>Kaitlyn Yanish.....</b> | <b>2/29/20</b> |
|     | 9.950        | Isis Lowery.....           | 3/23/19        |
|     | <b>9.950</b> | <b>Kaitlyn Yanish.....</b> | <b>3/15/19</b> |
|     | <b>9.950</b> | <b>Kaitlyn Yanish.....</b> | <b>3/9/19</b>  |
|     | <b>9.950</b> | <b>Kaitlyn Yanish.....</b> | <b>2/17/19</b> |
|     | 9.950        | Isis Lowery.....           | 2/2/19         |
|     | <b>9.950</b> | <b>Kaitlyn Yanish.....</b> | <b>3/5/18</b>  |
|     | <b>9.950</b> | <b>Kaitlyn Yanish.....</b> | <b>2/17/18</b> |
|     | <b>9.950</b> | <b>Kaitlyn Yanish.....</b> | <b>1/27/18</b> |
|     | 9.950        | Kaytianna McMillan.....    | 3/11/17        |
|     | 9.950        | Kaytianna McMillan.....    | 1/28/17        |
|     | 9.950        | Chelsea Tang.....          | 3/14/15        |
|     | 9.950        | Risa Perez.....            | 3/14/15        |
|     | 9.950        | Madeline Gardiner.....     | 2/15/14        |
|     | 9.950        | Kelsi Blalock.....         | 2/3/14         |
|     | 9.950        | Makayla Stambaugh.....     | 4/6/13         |
|     | 9.950        | Melanie Jones.....         | 3/23/13        |
|     | 9.950        | Makayla Stambaugh.....     | 3/1/13         |
|     | 9.950        | Melanie Jones.....         | 3/1/13         |
|     | 9.950        | Makayla Stambaugh.....     | 2/22/13        |
|     | 9.950        | Makayla Stambaugh.....     | 2/16/13        |
|     | 9.950        | Makayla Stambaugh.....     | 2/10/12        |
|     | 9.950        | Makayla Stambaugh.....     | 2/10/12        |
|     | 9.950        | Mandi Rodriguez.....       | 2/12/10        |
|     | 9.950        | Makayla Stambaugh.....     | 2/12/10        |
|     | 9.950        | Mandi Rodriguez.....       | 2/7/10         |
|     | 9.950        | Makayla Stambaugh.....     | 2/7/10         |
|     | 9.950        | Mandi Rodriguez.....       | 1/16/10        |
|     | 9.950        | Makayla Stambaugh.....     | 1/16/10        |
|     | 9.950        | Mandi Rodriguez.....       | 3/6/09         |
|     | 9.950        | Mandi Rodriguez.....       | 2/27/09        |
|     | 9.950        | Mandi Rodriguez.....       | 2/6/09         |
|     | 9.950        | Tasha Smith.....           | #3/29/08       |
|     | 9.950        | Mandi Rodriguez.....       | 3/15/08        |
|     | 9.950        | Tasha Smith.....           | 2/23/07        |
|     | 9.950        | Tasha Smith.....           | 3/25/06        |
|     | 9.950        | Tasha Smith.....           | 3/17/06        |
|     | 9.950        | Angela Morales.....        | 1/7/05         |
|     | 9.950        | Heather Justus.....        | 1/7/05         |
|     | 9.950        | Chrissy Lamun.....         | 2/27/04        |
|     | 9.950        | Tanya Ricioli-Hebron.....  | 2/27/04        |
|     | 9.950        | Tanya Ricioli.....         | 3/29/03        |
|     | 9.950        | Jerra Lopez.....           | 3/16/02        |
|     | 9.950        | Annie Campbell.....        | 2/8/02         |
|     | 9.950        | Jerra Lopez.....           | 2/8/02         |
|     | 9.950        | Katrina Severin.....       | 3/17/01        |
|     | 9.950        | Lara Degenhardt.....       | 2/9/01         |
|     | 9.950        | Annie Campbell.....        | 3/3/00         |
|     | 9.950        | Jerra Lopez.....           | 3/3/00         |
|     | 9.950        | M. Murphy-Barcroft.....    | 3/20/99        |
|     | 9.950        | M. Murphy-Barcroft.....    | 3/14/99        |
|     | 9.950        | Lara Degenhardt.....       | 2/5/99         |
|     | 9.950        | Rändi Miller.....          | 3/3/95         |
|     | 9.950        | Amy Durham.....            | 2/19/93        |
|     | 9.950        | Chari Knight.....          | 1/29/93        |
|     | 9.950        | Chari Knight.....          | 3/28/92        |



# ALL-TIME HIGH SCORES

## ALL-AROUND

|            |               |                      |       |                |
|------------|---------------|----------------------|-------|----------------|
| 1.         | 39.750        | Chari Knight         | ..... | *1/29/93       |
| 2.         | 39.675        | Leslie Mak           | ..... | 2/10/12        |
| 3.         | 39.650        | Kaytianna McMillan   | ..... | 3/11/17        |
|            | 39.650        | Chelsea Plourde      | ..... | 3/5/04         |
|            | 39.650        | Chari Knight         | ..... | 3/13/92        |
|            | 39.650        | Chari Knight         | ..... | *2/29/92       |
| 7.         | 39.625        | Kaytianna McMillan   | ..... | 3/5/17         |
|            | 39.625        | Jami Lanz            | ..... | 3/23/07        |
|            | 39.625        | Annie Campbell       | ..... | 3/17/01        |
|            | 39.625        | M. Murphy-Barcroft   | ..... | 3/20/99        |
| 11.        | 39.600        | Makayla Stambaugh    | ..... | 3/9/13         |
|            | 39.600        | Mandi Rodriguez      | ..... | 3/6/09         |
|            | 39.600        | Jami Lanz            | ..... | 2/22/08        |
|            | 39.600        | Chari Knight         | ..... | 2/5/93         |
|            | 39.600        | Chari Knight         | ..... | 4/11/92        |
| 16.        | 39.575        | Kaytianna McMillan   | ..... | 1/21/17        |
|            | 39.575        | Jami Lanz            | ..... | *4/12/08       |
|            | 39.575        | Jami Lanz            | ..... | 3/2/07         |
|            | 39.575        | Tanya Ricioli        | ..... | 3/7/03         |
|            | 39.575        | Lindsay Nelson       | ..... | 2/21/03        |
|            | 39.575        | Annie Campbell       | ..... | 3/16/02        |
| 22.        | 39.550        | Makayla Stambaugh    | ..... | 3/16/13        |
|            | 39.550        | Mandi Rodriguez      | ..... | 2/12/10        |
|            | 39.550        | Jami Lanz            | ..... | 3/6/09         |
|            | 39.550        | Tasha Smith          | ..... | 2/23/07        |
|            | 39.550        | Jami Lanz            | ..... | 2/16/07        |
|            | 39.550        | Chari Knight         | ..... | 3/28/92        |
|            | 39.550        | Chari Knight         | ..... | 3/6/92         |
| <b>29.</b> | <b>39.525</b> | <b>Madi Dagen</b>    | ..... | <b>2/27/21</b> |
|            | 39.525        | Makayla Stambaugh    | ..... | 3/11/13        |
|            | 39.525        | Makayla Stambaugh    | ..... | 2/22/13        |
|            | 39.525        | Leslie Mak           | ..... | 3/19/11        |
|            | 39.525        | Makayla Stambaugh    | ..... | 3/6/11         |
|            | 39.525        | Makayla Stambaugh    | ..... | 2/12/10        |
|            | 39.525        | Jami Lanz            | ..... | 3/17/06        |
|            | 39.525        | Tanya Ricioli-Hebron | ..... | 3/12/04        |
|            | 39.525        | Tanya Ricioli-Hebron | ..... | 3/5/04         |
|            | 39.525        | Chelsea Plourde      | ..... | 2/27/04        |
|            | 39.525        | Tanya Ricioli-Hebron | ..... | 2/22/04        |
|            | 39.525        | Chelsea Plourde      | ..... | 2/13/04        |
|            | 39.525        | Tanya Ricioli        | ..... | 1/2/03         |
| <b>32.</b> | <b>39.500</b> | <b>Madi Dagen</b>    | ..... | <b>4/2/21</b>  |
|            | 39.500        | Kaytianna McMillan   | ..... | 2/11/17        |
|            | 39.500        | Kaytianna McMillan   | ..... | 1/28/17        |
|            | 39.500        | Madeline Gardiner    | ..... | 3/19/16        |
|            | 39.500        | Madeline Gardiner    | ..... | 3/4/16         |
|            | 39.500        | Chelsea Tang         | ..... | 3/9/14         |
|            | 39.500        | Leslie Mak           | ..... | 3/2/12         |
|            | 39.500        | Makayla Stambaugh    | ..... | 1/22/10        |
|            | 39.500        | Mandi Rodriguez      | ..... | 2/21/09        |
|            | 39.500        | Mandi Rodriguez      | ..... | 1/30/09        |
|            | 39.500        | Jami Lanz            | ..... | 3/15/08        |
|            | 39.500        | Tasha Smith          | ..... | 3/23/07        |
|            | 39.500        | Tanya Ricioli-Hebron | ..... | 4/3/04         |
|            | 39.500        | Chelsea Plourde      | ..... | 3/20/04        |
|            | 39.500        | M. Murphy-Barcroft   | ..... | 3/14/99        |
|            | 39.500        | Chari Knight         | ..... | *3/22/91       |

# OREGON STATE'S ALL-TIME 197-POINT TEAM SCORES

|     |         |  |       |         |
|-----|---------|--|-------|---------|
| 1.  | 197.850 | Pac-12 Championships (at OSU)                              | ..... | 3/23/13 |
| 2.  | 197.675 | Salbasgeon Suites Invitational                             | ..... | 3/5/04  |
| 3.  | 197.625 | Shanico Inn-vitational                                     | ..... | 3/17/01 |
| 4.  | 197.500 | Salbasgeon Suites Invitational                             | ..... | 3/6/09  |
| 5.  | 197.475 | vs. Illinois-Chicago                                       | ..... | 3/11/17 |
| 6.  | 197.450 | UCLA   | ..... | 2/2/19  |
|     | 197.450 | at Utah  | ..... | 3/12/04 |
| 8.  | 197.400 | at Pac-12 Championships (at Stanford)                      | ..... | 3/18/17 |
|     | 197.400 | at UC Davis w/ Sacramento State                            | ..... | 2/10/12 |
|     | 197.400 | Pac-10 Championships (at OSU)                              | ..... | 3/20/99 |
| 11. | 197.325 | vs. Washington   | ..... | 3/5/17  |
|     | 197.325 | vs. Utah   | ..... | 3/14/99 |
| 13. | 197.300 | vs. Arizona  | ..... | 2/17/18 |
| 14. | 197.275 | Comfort Suites Invitational                                | ..... | 3/9/13  |
| 15. | 197.250 | at California  | ..... | 2/13/15 |
| 16. | 197.200 | at Pac-10 Championships (UCLA)                             | ..... | 3/19/11 |
|     | 197.200 | Salbasgeon Suites Invitational                             | ..... | 3/15/08 |
| 18. | 197.175 | at Stanford w/ California                                  | ..... | 3/1/13  |
|     | 197.175 | vs. Stanford   | ..... | 2/27/04 |
|     | 197.175 | at UCLA  | ..... | 2/22/04 |
| 21. | 197.150 | vs. BYU  | ..... | 2/22/08 |
| 22. | 197.125 | NCAA Corvallis Regional Championships - 2nd Round (at OSU) | ..... | 4/5/19  |
|     | 197.125 | at Stanford  | ..... | 2/24/17 |
| 23. | 197.100 | NCAA West Region Championships (at OSU)                    | ..... | 4/12/08 |
|     | 197.100 | Cal State Fullerton  | ..... | 3/23/07 |
| 25. | 197.075 | at Pac-10 Championships (Arizona)                          | ..... | 3/20/04 |
|     | 197.075 | SJSU, Lindenwood & SPU                                     | ..... | 3/14/15 |
| 27. | 197.050 | Shanico Inn-vitational                                     | ..... | 3/7/03  |
| 28. | 197.025 | at Pac-12 Championships (Utah)                             | ..... | 3/24/12 |
|     | 197.025 | vs. California   | ..... | 2/14/03 |
| 30. | 197.000 | at California  | ..... | 3/6/11  |

## ALL-TIME TEAM EVENT RECORDS

|                        |        |                             |       |         |
|------------------------|--------|-----------------------------|-------|---------|
| <b>VAULT:</b>          | 49.475 | vs. Utah                    | ..... | 3/14/99 |
|                        | 49.475 | NCAA Super Six (at Alabama) | ..... | 4/26/96 |
| <b>UNEVEN BARS:</b>    | 49.675 | Pac-12 Championships        | ..... | 3/23/13 |
| <b>BALANCE BEAM:</b>   | 49.600 | at Utah                     | ..... | 3/12/04 |
| <b>FLOOR EXERCISE:</b> | 49.700 | vs. Stanford                | ..... | 2/27/04 |





# OSU'S 10.0 CLUB

## HEATHER BENNETT

Uneven Bars — March 16, 1996

## LARA DEGENHARDT

Floor Exercise — March 20, 1999\*

## AMY DURHAM

Floor Exercise — February 5, 1993

Floor Exercise — April 17, 1993\*\*

## ELIZABETH JILLSON

Uneven Bars — March 29, 2003\*

## CHARI KNIGHT

Uneven Bars — February 29, 1992

Balance Beam — February 29, 1992

Uneven Bars — March 13, 1992

Uneven Bars — January 29, 1993

Balance Beam — January 29, 1993

Balance Beam — February 5, 1993

Uneven Bars — January 29, 1994

Uneven Bars — February 4, 1994

## CHRISSY LAMUN

Floor Exercise — March 29, 2003\*

## KAYTIANNA McMILLAN

Uneven Bars — March 11, 2017

## DANAE PHILLIPS

Uneven Bars — March 20, 1999\*

## MICHELLE SANDOZ

Balance Beam — February 18, 1994

## KATRINA SEVERIN

Vault — February 16, 2001

## TASHA SMITH

Floor Exercise — February 22, 2008

## KRISTIE SNYDER


Vault — April 8, 1995\*

Vault — March 16, 1996



## CHARI KNIGHT

← Uneven Bars, February 29, 1992  
Balance Beam, February 29, 1992  
Uneven Bars, March 13, 1992  
Uneven Bars, January 29, 1993  
Balance Beam, January 29, 1993  
Balance Beam, February 5, 1993  
Uneven Bars — January 28, 1994  
Uneven Bars — February 4, 1994



## LARA DEGENHARDT

→ Floor Exercise, March 20, 1999



## MICHELLE SANDOZ

← Balance Beam, February 18, 1994



## KRISTIE SNYDER

→ Vault, April 8, 1995  
Vault, March 16, 1996



## HEATHER BENNETT

← Uneven Bars, March 16, 1996



## AMY DURHAM

→ Floor Exercise, February 5, 1993  
Floor Exercise, April 17, 1993



## KAYTIANNA McMILLAN

← Uneven Bars, March 11, 2017



## ELIZABETH JILLSON

→ Uneven Bars, March 29, 2003

## CHRISSY LAMUN

← Floor Exercise, March 29, 2003



## KATRINA SEVERIN

→ Vault, February 16, 2001




## DANAE PHILLIPS

→ Uneven Bars, March 20, 1999

## TASHA SMITH

← Floor Exercise, February 22, 2008



# OREGON STATE GREATS

## OREGON STATE UNIVERSITY SPORTS HALL OF FAME

Seven Oregon State gymnasts are among the honorees who have been inducted into the Oregon State University Sports Hall of Fame. Following are brief bios on the gymnastics inductees, with the year inducted in parentheses.

### HEIDI ANDERSON (2015)

Heidi earned three All-America accolades in her two seasons at Oregon State making her a six-time All-American at the conclusion of her career. She arrived in Corvallis as the 1981 AIAW national champion on the floor exercise and a three-time All-American at Penn State before transferring to OSU in Sept. 1982. Anderson lettered for the Beavers in 1984 and '85 garnering a trio of All-America honors in her short stay. In 1984, she was the national champion on the beam and followed that with a third place finish on the same event the following year. She added All-America honors in the all-around in 1985 giving her six for her career. A business major, she garnered CoSIDA Academic All-American honors in 1984.

### MARY AYOTTE-LAW (1993)

Mary lettered at OSU from 1979-82. She earned All-American status in 1981 on the balance beam and in 1982 on floor exercise and all-around. She won the national championship in 1982 on floor and finished third in the all-around, the highest ever by a Beaver. She also finished seventh in the all-around in 1981. She won the regional all-around title all four years. Ayotte-Law concluded her OSU career with seven top-10 finishes at Nationals and held three school records. She was honored with the American Award for Athletic and Academic Performance. She represented the United States in 1981 at the World University Games in Romania, where she was the highest all-around competitor. She was named the team's most outstanding gymnast three times and the Corvallis Gazette-Times' Outstanding Gymnast three times.

### LAURIE CARTER (1994)

Laurie was a four-year letterwinner from 1981-1984. She distinguished herself as OSU's first-ever national champion by winning the balance beam competition in 1981. Carter went on to earn All-American status on the beam in 1983 and 1984 by placing in the top eight each year. She earned three Regional titles on the beam and set a then-NCAA record of 9.90 on the beam in 1983. She helped OSU to a record of 79-24-1 in her time as a Beaver. During her tenure OSU finished in the Top-10 nationally three times.

### TRACI CROVER (2005)

Traci Crover was one of only six gymnasts in Oregon State history to earn All-American status on three-plus events at the time of her induction. In all, she earned All-American status five times. Crover lettered from 1991-94 and helped the program to a combined record of 57-12. She helped the Beavers win three Pac-10 Conference titles, the 1991 and '92 Regional Championships, and finish in the top seven of the NCAA Championships all four of her years. She earned All-Pac-10 Conference honors twice. Crover was the co-Regional champion on the beam as a junior and earned All-America honors on the beam, bars and floor. Crover was also a standout in the classroom where she was named a CoSIDA Academic All-American as a senior and was a four-time National Association of Collegiate Gymnastics Coaches Scholastic All-American.

## AMERICAN AWARD WINNERS

Three Oregon State gymnasts have earned the American Award, which honors the nation's top senior gymnast. The American Award is based on a gymnast's career academic and athletic achievements and is voted on by collegiate coaches across the nation. The award began in 1982, with Oregon State's Mary Ayotte becoming the first recipient of the prestigious honor. Joy Selig became OSU's second American Award winner in 1991, and Chari Knight received the award in 1994.



**MARY AYOTTE**  
1982



**CHARI KNIGHT**  
1994




**JOY SELIG**  
1991



**MARY AYOTTE**  
1981



**AMY DURHAM**  
1991



**CHARI KNIGHT**  
1991



**MEGAN MURPHY-BARCROFT**  
1999



**JOY SELIG**  
1991



**JIM TURPIN**  
1991

### AMY DURHAM (2004)

Amy Durham lettered in gymnastics from 1990-93 and at the time of her enshrinement in 2004 was one of only two Beavers to earn All-America honors in four events. As a senior, Durham won the NCAA national title in the floor exercise by scoring a perfect 10.0. She also earned first-team All-America honors as a senior in the all-around and second team All-America acclaim on vault twice and on bars as a junior. Durham helped OSU win a pair of Pacific-10 and NCAA West Regional titles, and she propelled the Beavers to finish in the top seven at the NCAA Championships each of her four years. She also competed in the 1991 World University Games. In addition to her athletic accomplishments, Durham earned Academic All-America honors as a senior.

### CHARI KNIGHT (2003)

Chari Knight is one of the most decorated gymnasts in OSU history. The seven-time All-American is one of only two individuals in school history to earn All-American honors in four events. Knight earned regional titles three times in all-around, twice on floor and beam, and once on bars and vault. She also was a two-time Pacific-10 Conference Gymnast of the Year. As a freshman, she matched the school record by finishing second on bars at the NCAA Championships. Knight scored a perfect 10 eight times during her collegiate career, including five times on bars. At the time of her induction, Knight was still actively competing and had participated in the last two U.S. Championships. She was a member of the 2000 U.S. Olympic Team selection committee.

### LINDA PARKER (1992)

The second Oregon State gymnast to earn All-American status, Linda claimed her honors on floor exercise (placing fourth) in 1978 and balance beam (placing sixth) in 1980. She was also a three-time member of the All-Western Region Team. While at OSU, Parker led her team to two fourth-place finishes (1980 and '82) at the National Championships and three regional titles. Parker lettered four years.

### JOY SELIG (1997)

Joy Selig lettered from 1988-91 and was a seven-time All-American. She earned the NCAA title on the balance beam twice and once on floor exercise. She was named to the Pacific-10 Conference Women's All-Decade Team in 1995 (all sports). She was the 1991 American Award recipient, an honor given to the nation's top gymnast. Selig was also an Academic All-American. At the time of her graduation, she held the school record in the all-around, balance beam, and floor exercise. She was the NCAA Woman of the Year for Oregon and participated in the World University Games in 1991.

## WORLD UNIVERSITY GAMES

Five former OSU athletes - Mary Ayotte, Amy Durham, Chari Knight, Megan Murphy-Barcroft and Joy Selig - and former head coach Jim Turpin have taken part in the World University games. Turpin headed the silver-medal U.S. team at the 1991 Games, with Selig, Knight and Durham on his team. Knight won a bronze medal on bars that year. Ayotte was a member of the 1981 team. Murphy-Barcroft was named to the 1999 team, but was injured in Spain prior to the meet and did not compete.



## ALL-TIME LETTERWINNERS

## — A —

|                  |             |
|------------------|-------------|
| Leilani Alferos  | 2010-11     |
| Heidi Anderson   | 1984-85     |
| Marilyn Anderson | 1992-95     |
| Erika Aufiero    | 2013-15, 17 |
| Mary Ayotte-Law  | 1979-82     |

## — B —

|                     |                |
|---------------------|----------------|
| Kelly Baker         | 1991-94        |
| Brooke Barclay      | 2007-09        |
| Tina Barnes         | 1985-88        |
| Ann Barry           | 1975-78        |
| Heather Bennett     | 1994-96        |
| Mary Berg           | 1979-82        |
| Megan Bert          | 1995-96        |
| Jereme Bigelow      | 2008-09        |
| <b>Kayla Bird</b>   | <b>2020-21</b> |
| Kelsi Blalock       | 2010-14        |
| Kera Bolen          | 2006-09        |
| Pam Bond            | 1981-84        |
| Halli Briscoe       | 2017-20        |
| Marissa Bruch       | 1998-2001      |
| Kathy Brunton       | 1975           |
| Kim Buckler         | 1984           |
| Jill Bumford        | 1985-86        |
| Stephanie Bychowski | 1998-2001      |

## — C —

|                        |             |
|------------------------|-------------|
| Annie Campbell         | 2000-02, 04 |
| Sara Carson            | 1999        |
| Laurie Carter          | 1981-84     |
| Hannah Casey           | 2011-14     |
| Jacque Cheatham        | 1975-78     |
| Laura-Ann Chong        | 2007-10     |
| Mariana Colussi-Pelaez | 2016-19     |
| Silvia Colussi-Pelaez  | 2015-17     |
| Becky Colvin           | 2008-11     |
| Traci Crover           | 1991-94     |

## — D —

|                      |                |
|----------------------|----------------|
| Lacy Dagen           | 2018-21        |
| <b>Madi Dagen</b>    | <b>2019-21</b> |
| Destinee Davis       | 2017-20        |
| Lara Degenhardt      | 1998-2001      |
| Courtney Dennison    | 2005-07        |
| Dani Dessaints       | 2015-18        |
| Megan Devencenzi     | 2005-08        |
| Michelle Dickinson   | 2003-04        |
| Lyndsay Dixon        | 2000-01        |
| <b>Jenna Domingo</b> | <b>2020-21</b> |
| Jacey Draper         | 2005           |
| Deanne Droegemueller | 1995-98        |
| Amy Durham           | 1990-93        |

## — E —

|                |      |
|----------------|------|
| Gina Eramouspe | 1984 |
|----------------|------|

## — F —

|                   |         |
|-------------------|---------|
| Melinda Fehlen    | 1977-79 |
| Kris Femling      | 1979-81 |
| Sheri Ferguson    | 1975-76 |
| Sarah Ferrari     | 1994-97 |
| Keegan Fitzgerald | 2005-08 |
| Savanna Force     | 2018-21 |

## — G —

|                   |         |
|-------------------|---------|
| Michelle Gabiola  | 1983-86 |
| Madeline Gardiner | 2014-17 |
| Hailey Gaspar     | 2013    |
| Sabrina Gill      | 2017-20 |
| Shannon Gimbl     | 1985    |

|                        |             |
|------------------------|-------------|
| Adonica Glatt          | 2009        |
| Heidi Goehring         | 2002-05     |
| Lexie Gonzales         | 2019-21     |
| <b>Sydney Gonzales</b> | <b>2021</b> |
| Lena Greene            | 2018-19, 21 |

## — H —

|                        |             |
|------------------------|-------------|
| Barb Hale              | 1981-84     |
| Leslie Hammond         | 1990-93     |
| Brittany Harris        | 2011-14     |
| Tanya Henry            | 1975-76     |
| Ruth Herman            | 1982-84     |
| Launa Hipwell          | 1987-88     |
| Shannon Hohenschuh     | 1988-90     |
| <b>Kaitlyn Hoiland</b> | <b>2021</b> |
| Carol Holmes           | 1979-81     |
| Nancy Holmes           | 1980-81     |
| Dawn Howk              | 1988        |
| Sally Humble           | 1981-83     |

## — I —

|                |             |
|----------------|-------------|
| Daylee Ingalls | 2002-03, 05 |
|----------------|-------------|

## — J —

|                   |         |
|-------------------|---------|
| Mary Jacobsen     | 2016-19 |
| Stacy Jennings    | 1978    |
| Nicole Jensen     | 1992-95 |
| Elizabeth Jillson | 2000-03 |
| Megan Jimenez     | 2014-17 |
| Meghan Jones      | 2002-03 |
| Melanie Jones     | 2010-13 |
| Jill Jory         | 1980    |
| Heather Justus    | 2002-05 |

## — K —

|                    |         |
|--------------------|---------|
| Taylor Keeker      | 2012-15 |
| Jen Kesler         | 2008-11 |
| Shireen Khamedoost | 2015-18 |
| Soomi Kim          | 1988    |
| Chari Knight       | 1991-94 |
| Patti Jo Knorr     | 1982-83 |

## — L —

|                 |               |
|-----------------|---------------|
| Yuki Lamb       | 2005-08       |
| Chrissy Lamun   | 2003-06       |
| Jami Lanz       | 2006-09       |
| Nathalie Lauw   | 1994-96       |
| Jaime Law       | 2017, 19      |
| Maela Lazaro    | 2017-20       |
| Jean Lee        | 1983-84       |
| Donna Linder    | 1989-92       |
| Rayna Lipshultz | 1984          |
| Jerra Lopez     | 1999, 2000-02 |
| Sharon Low      | 1979-82       |
| Isis Lowery     | 2017-20       |

## — M —

|                    |               |
|--------------------|---------------|
| Niya Mack          | 2018-21       |
| Carol Magnuson     | 1975-77       |
| Leslie Mak         | 2009-12       |
| Debbie Marland     | 1985-88       |
| Stephanie McGregor | 2009-11, 13   |
| Leah McKernan      | 1995-98       |
| Kaytianna McMillan | 2014-17       |
| Jennifer McMullin  | 1989-92       |
| Soni Meduna        | 1999, 2000-02 |
| Rändi Miller       | 1994-97       |
| Alyssa Minyard     | 2018, 20      |
| Angela Morales     | 2003-06       |
| Karissa Moreland   | 2000          |
| Monique Munson     | 1986-89       |

|                       |         |
|-----------------------|---------|
| Megan Murphy-Barcroft | 1996-99 |
|-----------------------|---------|

## — N —

|                |             |
|----------------|-------------|
| Karin Nakano   | 1986-89     |
| Kristin Nakano | 1986-89     |
| Lindsay Nelson | 2001-03, 05 |

## — O —

|                 |         |
|-----------------|---------|
| Katelyn Ohlrich | 2012-15 |
|-----------------|---------|

## — P —

|                          |                |
|--------------------------|----------------|
| Linda Parker             | 1978-82        |
| Risa Perez               | 2015-16        |
| <b>Kristina Peterson</b> | <b>2019-21</b> |
| Cynthia Peticolas        | 1975-77        |
| Danae Phillips           | 1996-99        |
| Christa Piazza           | 2003-05        |
| Claire Pierce            | 2005-08        |
| Linda Pierce             | 1988-91        |
| D'Anna Piro              | 2006-09        |
| Chelsea Plourde          | 2004-05        |
| <b>Jane Poniewaz</b>     | <b>2021</b>    |
| Kailie Ponto             | 2012-15        |
| Cari Prout               | 1987           |

## — R —

|                      |               |
|----------------------|---------------|
| Jamie Radermacher    | 2015-16       |
| Britney Ranzy        | 2011          |
| Taylor Ricci         | 2014-17       |
| Tanya Ricioli-Hebron | 2000, 2002-04 |
| Mandi Rodriguez      | 2007-10       |
| Lisa Rogers          | 1975-77       |
| Cassandra Rowell     | 2006          |
| Renee Runyon         | 1993-96       |
| Kim Rushing          | 1988-89       |

## — S —

|                       |                 |
|-----------------------|-----------------|
| Michelle Sandoz       | 1991-94         |
| Johnnie Rae Schmelzer | 2008-09         |
| Carol Schroeder       | 1985-88         |
| Amanda Schulberg      | 2011            |
| Kim Sedlak            | 2005            |
| Joy Selig             | 1988-91         |
| Katrina Severin       | 1997, 1999-2001 |
| Jami Sherman          | 1988-89, 1991   |
| Connie Shuya          | 1979-81         |
| Laura Shuya           | 1979-81         |
| McKenna Singley       | 2016-19         |
| Amy Slack             | 1995-98         |
| Amy Smidt             | 1986-87         |
| Marlene Smith         | 1978-81         |
| Tasha Smith           | 2006-09         |
| Wendy Smith           | 1990, 1992-93   |
| Kristie Snyder        | 1993-96         |
| Donna Southwick       | 1977-78         |
| Makayla Stambaugh     | 2010-13         |
| Amy Starr             | 1989            |
| Megan Suratt          | 2000-01         |

## — T —

|                      |               |
|----------------------|---------------|
| Julie Tanabe         | 1990          |
| Chelsea Tang         | 2012-15       |
| Annette Taylor       | 1998-2000     |
| Bea Tistu-Whisenhunt | 1996-98, 2000 |
| Lisa Treciak         | 1986          |
| Amanda Turko         | 1994-96, 1998 |
| Nicole Turner        | 2013-15       |

## — U —

|              |         |
|--------------|---------|
| Nadine Ueoka | 1984-85 |
|--------------|---------|





# ALL-TIME LETTERWINNERS

— V —

Anne Marie Vassallo ..... 1994-97  
 Thérèse Videan ..... 2002-05  
 Olivia Vivian ..... 2009-12

— W —

Whitney Watson ..... 2007-10  
 Bunny Way ..... 1975, 1977-78  
 Jayne Weinstein ..... 1982-85  
 Julie White ..... 1983  
 Tiffani White ..... 1999  
 Cerise Witherby ..... 2012-15  
 Jaime Wright ..... 2013-14

— Y —

**Colette Yamaoka** ..... **2018-20**  
**Kaitlyn Yanish** ..... **2018-21**  
 Kathy Yock ..... 1979  
 Elaine Yoder ..... 2001-04  
**Ariana Young** ..... **2021**  
 Corrie Young ..... 1997-2000  
 Elizabeth Yu ..... 2016

Current gymnasts in **bold**



# ACADEMIC EXCELLENCE

The Oregon State gymnastics program has long prided itself on top performances both on the competition floor as well as in the classroom.

Since 1984, OSU gymnasts have earned 99 Scholastic All-America honors from the National Association of Collegiate Gymnastics Coaches. In 2017, 17 OSU gymnasts were named Scholastic All-Americans.

Seven Beaver gymnasts have also earned CoSIDA/ESPN the Magazine Academic All-America mention throughout the course of the program. Most recently, Yuki Lamb was awarded the academic honor in 2008.

In 1991, the gymnastics team boasted the top grade point average of any team or by any particular sport in the nation (3.61 GPA). That year, nine OSU gymnasts earned NACGC Scholastic All-America accolades, and Joy Selig was a CoSIDA/GTE Academic All-American.

In 1992, OSU again had the top grade point average among all collegiate women's gymnastics teams (3.385 GPA), giving them the distinction at the time as the only team to earn the national academic title twice. From those teams, Kelly Baker, Traci Crover, Chari Knight, Donna Linder and Anne Marie Vassallo were all NACGC Academic All-Americans each of their four seasons.

Knight was also a CoSIDA Academic All-American in 1992 and 1994, and Crover earned CoSIDA recognition in 1994.

Heidi Anderson (1984), Amy Durham (1993) and Rändi Miller (1997) have also earned CoSIDA Academic All-America honors.

## CoSIDA ACADEMIC ALL-AMERICANS

|                |          |
|----------------|----------|
| Heidi Anderson | 1984     |
| Joy Selig      | 1991     |
| Chari Knight   | 1992, 94 |
| Amy Durham     | 1993     |
| Traci Crover   | 1994     |
| Rändi Miller   | 1997     |
| Yuki Lamb      | 2008     |

## OSU'S PAC-12 ALL-ACADEMIC SELECTIONS

The Pac-12 Conference changed the academic award system to an honor roll in 2020. In order to qualify, student-athletes must maintain at least a 3.3 cumulative GPA and at least one year of residence at their respective schools (freshman do not qualify). In 2021, 11 OSU gymnasts earned Pac-12 Honor Roll recognition after 11 earned the honor in 2020. In all, OSU gymnasts received 68 conference first or second team all-academic awards since the honor was established between 1992-2019.

| 1992                             | 2002                          | 2014                                 | 2019                              |
|----------------------------------|-------------------------------|--------------------------------------|-----------------------------------|
| Traci Crover First Team          | Jerra Lopez Second Team       | Taylor Keeker Second Team            | Mariana Colussi-Pelaez First Team |
| Amy Durham First Team            |                               | Katelyn Ohlrich Second Team          | Lacy Dagen First Team             |
| Chari Knight First Team          | <b>2004</b>                   | Erika Aufiero Honorable Mention      | Savanna Force Second Team         |
| Kelly Baker Second Team          | Chrissy Lamun Second Team     | Chelsea Tang Honorable Mention       | Mary Jacobsen Second Team         |
| Leslie Hammond Second Team       | <b>2005</b>                   | Nicole Turner Honorable Mention      | McKenna Singley Second Team       |
| Donna Linder Second Team         | Lindsay Nelson First Team     | Cerise Witherby Honorable Mention    | Halli Briscoe Honorable Mention   |
| Wendy Smith Second Team          | Keegan Fitzgerald Second Team |                                      | Lena Greene Honorable Mention     |
|                                  | Chrissy Lamun Second Team     | <b>2015</b>                          | Maela Lazaro Honorable Mention    |
| <b>1993</b>                      |                               | Madeline Gardiner First Team         | Isis Lowery Honorable Mention     |
| Traci Crover First Team          | <b>2006</b>                   | Taylor Keeker First Team             | Colette Yamaoka Honorable Mention |
| Amy Durham First Team            | Keegan Fitzgerald First Team  | Taylor Ricci First Team              |                                   |
| Chari Knight First Team          | Chrissy Lamun First Team      | Katelyn Ohlrich Second Team          | <b>2020</b>                       |
| Michelle Sandoz First Team       | Claire Pierce First Team      | Kailie Ponto Second Team             | Halli Briscoe Honor Roll          |
| Kelly Baker Second Team          | D'Anna Piro First Team        | Erika Aufiero Honorable Mention      | Lacy Dagen Honor Roll             |
| Wendy Smith Second Team          | Yuki Lamb Second Team         | Megan Jimenez Honorable Mention      | Madi Dagen Honor Roll             |
|                                  |                               | Kaytianna McMillan Honorable Mention | Savanna Force Honor Roll          |
| <b>1994</b>                      | <b>2007</b>                   | Chelsea Tang Honorable Mention       | Lexie Gonzales Honor Roll         |
| Traci Crover First Team          | Keegan Fitzgerald First Team  | Cerise Witherby Honorable Mention    | Lena Greene Honor Roll            |
| Chari Knight First Team          | Claire Pierce First Team      |                                      | Jaime Law Honor Roll              |
| Michelle Sandoz First Team       | D'Anna Piro First Team        | <b>2016</b>                          | Maela Lazaro Honor Roll           |
| Kelly Baker Second Team          | Yuki Lamb Second Team         | Silvia Colussi-Pelaez First Team     | Isis Lowery Honor Roll            |
| Kristie Snyder Second Team       |                               | Madeline Gardiner First Team         | Kristina Peterson Honor Roll      |
|                                  |                               | Shireen Khamedoost First Team        | Colette Yamaoka Honor Roll        |
| <b>1995</b>                      | <b>2008</b>                   | Taylor Ricci First Team              |                                   |
| Rändi Miller First Team          | Yuki Lamb First Team          | Kaytianna McMillan Second Team       | <b>2021</b>                       |
| Anne Marie Vassallo First Team   | Claire Pierce First Team      | Dani Dessaints Honorable Mention     | Kayla Bird Honor Roll             |
|                                  | Laura-Ann Chong Second Team   | Megan Jimenez Honorable Mention      | Lacy Dagen Honor Roll             |
| <b>1996</b>                      | Megan Devencenzi Second Team  | Jamie Radermacher Honorable Mention  | Madi Dagen Honor Roll             |
| Rändi Miller First Team          |                               |                                      | Jenna Domingo Honor Roll          |
| Kristie Snyder First Team        | <b>2009</b>                   | <b>2017</b>                          | Savanna Force Honor Roll          |
| Anne Marie Vassallo First Team   | Kera Bolen Second Team        | Mariana Colussi-Pelaez First Team    | Lexie Gonzales Honor Roll         |
| Amanda Turko Second Team         | Laura-Ann Chong Second Team   | Silvia Colussi-Pelaez First Team     | Lena Greene Honor Roll            |
|                                  |                               | Madeline Gardiner First Team         | Alexa McClung Honor Roll          |
| <b>1997</b>                      | <b>2010</b>                   | Shireen Khamedoost First Team        | Kristina Peterson Honor Roll      |
| Rändi Miller First Team          | Stephanie McGregor First Team | Kaytianna McMillan First Team        | Jane Poniewaz Honor Roll          |
| Anne Marie Vassallo First Team   | Olivia Vivian First Team      | Taylor Ricci First Team              | Colette Yamaoka Honor Roll        |
|                                  | Laura-Ann Chong Second Team   | Dani Dessaints Second Team           |                                   |
| <b>1998</b>                      | Leslie Mak Second Team        | McKenna Singley Second Team          |                                   |
| Deanne Droegemueller Second Team | Whitney Watson Second Team    | Erika Aufiero Honorable Mention      |                                   |
| Megan Murphy Second Team         |                               | Mary Jacobsen Honorable Mention      |                                   |
|                                  | <b>2011</b>                   | Megan Jimenez Honorable Mention      |                                   |
| <b>1999</b>                      | Stephanie McGregor First Team |                                      |                                   |
| Megan Murphy-Barcroft First Team | Leslie Mak Second Team        | <b>2018</b>                          |                                   |
| Danae Phillips First Team        | Olivia Vivian Second Team     | Mariana Colussi-Pelaez First Team    |                                   |
| Lara Degenhardt Second Team      |                               | Shireen Khamedoost First Team        |                                   |
|                                  | <b>2012</b>                   | Dani Dessaints Second Team           |                                   |
| <b>2000</b>                      | Leslie Mak Second Team        | Lena Greene Second Team              |                                   |
| Lara Degenhardt First Team       |                               | McKenna Singley Second Team          |                                   |
| Stephanie Bychowski Second Team  | <b>2013</b>                   | Halli Briscoe Honorable Mention      |                                   |
| Corrie Young Second Team         | Stephanie McGregor First Team | Mary Jacobsen Honorable Mention      |                                   |
|                                  | Taylor Keeker Second Team     | Maela Lazaro Honorable Mention       |                                   |
| <b>2001</b>                      | Katelyn Ohlrich Second Team   | Isis Lowery Honorable Mention        |                                   |
| Lara Degenhardt First Team       |                               | Alyssa Minyard Honorable Mention     |                                   |
| Megan Suratt Second Team         |                               |                                      |                                   |



# ACADEMIC EXCELLENCE

## WOMEN'S COLLEGIATE GYMNASTICS ASSOCIATION (WCGA) SCHOLASTIC ALL-AMERICANS

In 2019, Mariana Colussi-Pelaez, Mary Jacobsen and McKenna Singley became the 19th, 20th and 21st Oregon State gymnasts to have earned WCGA Scholastic All-America all four years they competed for at Oregon State. The four-timer list includes:

|   |   |  |
|---|---|--|
| Donna Linder (1989, '90, '91, '92)        | Keegan Fitzgerald (2004, '05, '06, '07, '08)  | Madeline Gardiner (2014, '15, '16, '17)      |
| Kelly Baker (1991, '92, '93, '94)         | Yuki Lamb (2005, '06, '07, '08)               | Kaytianna McMillan (2014, '15, '16, '17)     |
| Traci Crover (1991, '92, '93, '94)        | Claire Pierce (2005, '06, '07, '08)           | Taylor Ricci (2014, '15, '16, '17)           |
| Chari Knight (1991, '92, '93, '94)        | D'Anna Piro (2005, '06, '07, '08, '09)        | Shireen Khamedoost (2015, '16, '17, '18)     |
| Anne Marie Vassallo (1994, '95, '96, '97) | Stephanie McGregor (2009, '10, '11, '12, '13) | Mariana Colussi-Pelaez (2016, '17, '18, '19) |
| Christa Piazza (2002, '03, '04, '05)      | Taylor Keeker (2012, '13, '14, '15)           | Mary Jacobsen (2016, '17, '18, '19)          |
| Chrissy Lamun (2003, '04, '05, '06)       | Katelyn Ohlrich (2012, '13, '14, '15)         | McKenna Singley (2016, '17, '18, '19)        |

## SCHOLASTIC ALL-AMERICAN HONOREES

The following Oregon State gymnasts have been named as Scholastic All-America by the Women's Collegiate Gymnastics Association:

|  |   |  |   |
|--|---|--|---|
| <b>1984:</b> Heidi Anderson Junior   | <b>2002:</b> Heather Justus Freshman<br>Jerra Lopez Senior<br>Lindsay Nelson Sophomore<br>Christa Piazza Freshman<br>Alisha Stephenson Freshman   | <b>2013:</b> Erika Aufiero Freshman<br>Taylor Keeker Sophomore<br>Stephanie McGregor RS-Senior<br>Katelyn Ohlrich Sophomore<br>Jaime Wright Freshman   | Madeline Gardiner Senior<br>Lena Greene Freshman<br>Mary Jacobsen Sophomore<br>Megan Jimenez Senior<br>Shireen Khamedoost Junior<br>Kana Kobayashi Senior<br>Jaime Law Freshman<br>Maela Lazaro Freshman<br>Kaytianna McMillan Senior<br>Alyssa Minyard Freshman<br>Taylor Ricci Senior<br>McKenna Singley Sophomore                                    |
| <b>1989:</b> Donna Linder Freshman<br>Kristin Nakano Senior  | <b>2003:</b> Elizabeth Jillson Senior<br>Chrissy Lamun Freshman<br>Lindsay Nelson Junior<br>Christa Piazza Sophomore<br>Thérèse Videan Sophomore  | <b>2014:</b> Madeline Gardiner Freshman<br>Taylor Keeker Junior<br>Kana Kobayashi Freshman<br>Kaytianna McMillan Freshman<br>Katelyn Ohlrich Junior<br>Taylor Ricci Freshman<br>Chelsea Tang Junior<br>Jaime Wright Sophomore  | <b>2018:</b> Halli Briscoe Sophomore<br>Mariana Colussi-Pelaez Junior<br>Lacy Dagen Junior<br>Dani Dessaints Senior<br>Savanna Force Freshman<br>Lexie Gonzales Freshman<br>Lena Greene Sophomore<br>Mary Jacobsen Junior<br>Shireen Khamedoost Senior<br>Jaime Law Sophomore<br>Maela Lazaro Sophomore<br>Niya Mack Freshman<br>McKenna Singley Junior |
| <b>1990:</b> Donna Linder Sophomore<br>Linda Pierce Junior<br>Joy Selig Junior   | <b>2004:</b> Keegan Fitzgerald Freshman<br>Chrissy Lamun Sophomore<br>Lindsay Nelson Senior<br>Christa Piazza Junior<br>Thérèse Videan Junior   | <b>2015:</b> Silvia Colussi-Pelaez Sophomore<br>Madeline Gardiner Sophomore<br>Taylor Keeker Senior<br>Shireen Khamedoost Freshman<br>Kana Kobayashi Sophomore<br>Kaytianna McMillan Sophomore<br>Katelyn Ohlrich Senior<br>Taylor Ricci Sophomore<br>Chelsea Tang Senior<br>Jaime Wright Junior   | <b>2019:</b> Halli Briscoe Junior<br>Mariana Colussi-Pelaez Senior<br>Lacy Dagen Redshirt Junior<br>Madi Dagen Freshman<br>Savanna Force Sophomore<br>Lexie Gonzales Sophomore<br>Lena Greene Junior<br>Mary Jacobsen Senior<br>Jaime Law Junior<br>Maela Lazaro Junior<br>Kristina Peterson Freshman<br>McKenna Singley Senior                         |
| <b>1991:</b> Kelly Baker Freshman<br>Traci Crover Freshman<br>Amy Durham Sophomore<br>Leslie Hammond Sophomore<br>Chari Knight Freshman<br>Donna Linder Junior<br>Linda Pierce Senior<br>Joy Selig Senior<br>Wendy Smith Sophomore | <b>2005:</b> Keegan Fitzgerald RS-Freshman<br>Heather Justus Senior<br>Yuki Lamb Freshman<br>Chrissy Lamun Junior<br>Lindsay Nelson Redshirt Senior<br>Christa Piazza Senior<br>Claire Pierce Freshman<br>D'Anna Piro Freshman<br>Thérèse Videan Senior | <b>2016:</b> Mariana Colussi-Pelaez Freshman<br>Silvia Colussi-Pelaez Junior<br>Dani Dessaints Sophomore<br>Madeline Gardiner Junior<br>Mary Jacobsen Freshman<br>Megan Jimenez Junior<br>Shireen Khamedoost Sophomore<br>Kana Kobayashi Junior<br>Kaytianna McMillan Junior<br>Taylor Ricci Junior<br>McKenna Singley Freshman<br>Jaime Wright Senior |   |
| <b>1992:</b> Kelly Baker Sophomore<br>Traci Crover Sophomore<br>Amy Durham Junior<br>Chari Knight Sophomore<br>Donna Linder Senior<br>Michelle Sandoz Sophomore  | <b>2006:</b> Kera Bolen Freshman<br>Keegan Fitzgerald Sophomore<br>Yuki Lamb Sophomore<br>Chrissy Lamun Senior<br>Claire Pierce Sophomore<br>D'Anna Piro RS-Freshman  | <b>2017:</b> Halli Briscoe Freshman<br>Kaitlin Campbell Freshman<br>Mariana Colussi-Pelaez Sophomore<br>Silvia Colussi-Pelaez Senior<br>Dani Dessaints Junior  |   |
| <b>1993:</b> Kelly Baker Junior<br>Traci Crover Junior<br>Amy Durham Senior<br>Chari Knight Junior<br>Wendy Smith Senior   | <b>2007:</b> Keegan Fitzgerald Junior<br>Yuki Lamb Junior<br>Claire Pierce Junior<br>D'Anna Piro Sophomore  |  |   |
| <b>1994:</b> Kelly Baker Senior<br>Traci Crover Senior<br>Chari Knight Senior<br>Michelle Sandoz Senior<br>Anne Marie Vassallo Freshman  | <b>2008:</b> Courtney Dennison Senior<br>Megan Devencenzi Senior<br>Keegan Fitzgerald Senior<br>Yuki Lamb Senior<br>Claire Pierce Senior<br>D'Anna Piro Junior  |  |   |
| <b>1995:</b> Megan Bert Freshman<br>Nicole Jensen Senior<br>Rändi Miller Sophomore<br>Kristie Snyder Junior<br>Amanda Turko Sophomore<br>Anne Marie Vassallo Sophomore   | <b>2009:</b> Adonica Glatt Freshman<br>Stephanie McGregor Freshman<br>D'Anna Piro Senior<br>Johnnie Rae Schmelzer Senior<br>Olivia Vivian Freshman  |  |   |
| <b>1996:</b> Sarah Ferrari Junior<br>Rändi Miller Junior<br>Anne Marie Vassallo Junior   | <b>2010:</b> Leilani Alferos Freshman<br>Stephanie McGregor Sophomore<br>Mandi Rodriguez Senior<br>Whitney Watson Senior  |  |   |
| <b>1997:</b> Sarah Ferrari Senior<br>Rändi Miller Senior<br>Anne Marie Vassallo Senior   | <b>2011:</b> Leilani Alferos Sophomore<br>Leslie Mak Junior<br>Stephanie McGregor Junior  |  |   |
| <b>1998:</b> Leah McKernan Senior<br>Megan Murphy Junior<br>Danae Phillips Junior<br>Bea Tistu Junior  | <b>2012:</b> Stefanie Daley Freshman<br>Taylor Keeker Freshman<br>Leslie Mak Senior<br>Stephanie McGregor Senior<br>Katelyn Ohlrich Freshman<br>Kailie Ponto Freshman<br>Cerise Witherby Freshman   |  |   |
| <b>1999:</b> Sara Carson Freshman<br>Lara Degenhardt Sophomore<br>Megan Murphy-Barcroft Senior<br>Danae Phillips Senior  |   |  |   |
| <b>2000:</b> Lara Degenhardt Junior<br>Megan Suratt Freshman<br>Annette Taylor Junior<br>Bea Tistu-Whisenhunt Senior   |   |  |   |
| <b>2001:</b> Lara Degenhardt Senior<br>Jerra Lopez Junior<br>Tanya Ricioli Sophomore<br>Megan Suratt Sophomore   |   |  |   |



The 1991 Oregon State gymnastics team was the national academic champion, finishing the school year with a nation-best 3.61 grade point average as a team. OSU repeated as national academic champions in 1992.



# YEAR-BY-YEAR RESULTS

## THE SYLVIA MOORE ERA

(1967-75)

### 1975 (10-6)

|                         |     |              |
|-------------------------|-----|--------------|
| Calgary                 | W   | 81.10-69.95  |
| Eastern Montana College | W   | 81.10-72.35  |
| British Columbia        | W   | 81.10-53.15  |
| Alberta                 | L   | 81.10-81.65  |
| Portland State          | W   | 75.35-49.50  |
| Oregon College          | L   | 75.35-81.80  |
| Portland State          | W   | 86.00-49.50  |
| Oregon College          | L   | 86.00-89.05  |
| Linn-Benton C.C.        | W   | 85.10-60.75  |
| Boise State             | W   | 85.10-70.65  |
| Oregon                  | L   | 85.10-96.95  |
| Washington State        | L   | 81.00-82.80  |
| Idaho                   | W   | 81.00-30.85  |
| Seattle University      | W   | 81.00-73.35  |
| Eastern Washington      | L   | 81.00-93.475 |
| Central Washington      | W   | 81.00-66.15  |
| NCWSA Regionals         | 6th | 88.00        |

## THE RON LUDWIG ERA

(1976-1985)

### 1976 (11-10)

|                    |     |             |
|--------------------|-----|-------------|
| Linn-Benton C.C.   | L   | 84.15-85.15 |
| Linn-Benton C.C.   | W   | 80.75-79.50 |
| Oregon College     | W   | 80.75-73.00 |
| Eastern Washington | L   | 75.50-79.30 |
| Seattle Pacific    | L   | 75.50-83.60 |
| Seattle Pacific    | L   | 80.65-82.85 |
| Oregon             | L   | 86.35-97.95 |
| Portland State     | W   | 86.35-72.25 |
| Linn-Benton C.C.   | W   | 86.35-83.90 |
| Portland State     | W   | 84.75-68.70 |
| Pacific University | L   | 84.65-94.25 |
| Linn-Benton C.C.   | L   | 84.65-88.75 |
| Portland State     | W   | 79.90-69.50 |
| Boise State        | W   | 78.80-75.50 |
| Washington State   | L   | 78.80-79.95 |
| Idaho              | W   | 78.80-50.90 |
| Seattle Pacific    | L   | 85.55-95.00 |
| Seattle University | W   | 85.55-63.00 |
| Oregon             | L   | 88.35-95.85 |
| Eastern Washington | W   | 88.35-86.10 |
| Washington State   | W   | 88.35-78.90 |
| NCWSA Regionals    | 4th | 90.65       |

### 1977 (10-5)

|             |                       |               |                      |
|-------------|-----------------------|---------------|----------------------|
| Jan. 8      | Oregon                | 2nd of 3      | Eugene, Ore.         |
|             | Oregon                | 110.65-120.80 |                      |
|             | Portland State        | 110.65-87-85  |                      |
| Jan. 15     | Oregon State          | 1st of 3      | Corvallis, Ore.      |
|             | Seattle Pacific       | 116-40-108.60 |                      |
|             | Eastern Washington    | 116-40-97-20  |                      |
| Jan. 29     | Pacific University    | 116.35-122.80 | Forest Grove, Ore.   |
| Feb. 5      | Oregon State          | 1st of 4      | Corvallis, Ore.      |
|             | Oregon                | 123.80-118.90 |                      |
|             | Boise State           | 123.80-104.70 |                      |
|             | Idaho                 | 123.80-72.85  |                      |
| Feb. 12     | Eastern Washington    | 2nd of 4      | Cheney, Wash.        |
|             | Eastern Washington    | 121.80-126.75 |                      |
|             | Idaho                 | 121.80-82.80  |                      |
|             | Central Washington    | 121.80-80.40  |                      |
| Feb. 16     | Oregon Coll. of Educ. | 115.25-102.60 | Monmouth, Ore.       |
| Feb. 19     | Nevada-Reno           | 127.90-135.05 | Corvallis, Ore.      |
| Feb. 25     | Washington            | 122.95-135.35 | Seattle, Wash.       |
| March 1     | Portland State        | 126.95-110.70 | Portland, Ore.       |
| March 30-31 | NCWSA Regionals       | 3rd 130.15    | University Park, Pa. |

### 1978 (18-1)

|             |                              |     |               |                 |
|-------------|------------------------------|-----|---------------|-----------------|
| Jan. 7      | Portland State               | W   | 111.10-69.45  | Corvallis, Ore. |
| Jan. 14     | Eastern Washington           |     | 1st of 3      | Cheney, Wash.   |
|             | Oregon                       | W   | 124.85-119.85 |                 |
|             | Eastern Washington           | W   | 124.85-113.95 |                 |
| Jan. 18     | Oregon Coll. of Educ.        | W   | 113.10-97.80  | Monmouth, Ore.  |
| Jan. 21     | Cal State Fullerton          | L   | 124.90-132.90 | Corvallis, Ore. |
| Jan. 28     | Oregon                       |     | 1st of 4      | Eugene, Ore.    |
|             | Oregon                       | W   | 125.70-112.15 |                 |
|             | Montana                      | W   | 125.70-107.30 |                 |
|             | Portland State               | W   | 125.70-89.15  |                 |
| Feb. 4      | Seattle Pacific Invitational |     | 1st of 4      | Seattle, Wash.  |
|             | Washington                   | W   | 136.95-133.40 |                 |
|             | Eastern Washington           | W   | 136.95-126.70 |                 |
|             | Seattle Pacific              | W   | 136.95-115.00 |                 |
| Feb. 8      | Oregon                       | W   | 126.80-113.55 | Corvallis, Ore. |
| Feb. 10     | Oregon State                 |     | 1st of 3      | Corvallis, Ore. |
|             | Washington                   | W   | 130.40-125.20 |                 |
|             | Sacramento State             | W   | 130.40-80.25  |                 |
| Feb. 17     | Oregon State                 |     | 1st of 3      | Corvallis, Ore. |
|             | Arizona State                | W   | 128.60-126.80 |                 |
|             | Washington                   | W   | 128.60-123.30 |                 |
| March 3     | Portland State               |     | 1st of 4      | Portland, Ore.  |
|             | Portland State               | W   | 131.60-118.20 |                 |
|             | Washington State             | W   | 131.60-97.50  |                 |
|             | Montana State                | W   | 131.60-79.40  |                 |
| March 10-11 | NCWSA Regionals              | 2nd | 132.25        | Cheney, Wash.   |

### 1979 (15-2)

|             |                          |     |               |                      |
|-------------|--------------------------|-----|---------------|----------------------|
| Dec. 9      | San Jose State           | L   | 115.80-119.85 | San Jose, Calif.     |
| Jan. 5      | Montana State            | W   | 127.20-67.60  | Corvallis, Ore.      |
| Jan. 13     | Regional Qualifying Meet |     | 1st of 4      | Pullman, Wash.       |
|             | Washington State         | W   | 124.45-109.45 |                      |
|             | Boise State              | W   | 124.45-102.25 |                      |
|             | Seattle University       | W   | 124.45-87.90  |                      |
| Jan. 21     | Chico State              | W   | 130.40-93.10  | Corvallis, Ore.      |
| Jan. 27     | Arizona State            |     | 1st of 4      | Tempe, Ariz.         |
|             | Utah                     | W   | 134.35-132.10 |                      |
|             | Utah State               | W   | 134.35-131.70 |                      |
|             | Arizona State            | W   | 134.35-131.55 |                      |
| Feb. 3      | Regional Qualifying Meet |     | 1st of 3      | Bozeman, Mont.       |
|             | Portland State           | W   | 128.45-119.70 |                      |
|             | Montana State            | W   | 128.45-106.40 |                      |
| Feb. 9      | California               | W   | 125.60-108.10 | Corvallis, Ore.      |
| Feb. 10     | Cal State Fullerton      | L   | 130.35-135.85 | Corvallis, Ore.      |
| Feb. 17     | Brigham Young            | W   | 134.10-128.75 | Corvallis, Ore.      |
| Feb. 24     | Regional Qualifying Meet |     | 1st of 4      | Corvallis, Ore.      |
|             | Oregon                   | W   | 130.00-127-25 |                      |
|             | Washington               | W   | 130.00-117.90 |                      |
|             | Eastern Washington       | W   | 130.00-111.30 |                      |
| March 9-10  | NCWSA Regionals          | 1st | 135.70        | Corvallis, Ore.      |
| March 30-31 | AIAW Nationals           | 7th | 134.55        | University Park, Pa. |

### 1980 (19-1)

|             |                          |     |               |                      |
|-------------|--------------------------|-----|---------------|----------------------|
| Jan. 11     | Arizona State            | W   | 138.15-136.25 | Corvallis, Ore.      |
| Jan. 18     | Montana State            | W   | 139.75-122.60 | Corvallis, Ore.      |
| Jan. 19     | Regional Qualifying Meet |     | 1st of 4      | Monmouth, Ore.       |
|             | Portland State           | W   | 130.30-124.10 |                      |
|             | Eastern Washington       | W   | 130.30-112.95 |                      |
|             | Oregon Coll. of Educ.    | W   | 130.30-108.40 |                      |
| Jan. 26     | California               | W   | 139.30-124.75 | Corvallis, Ore.      |
| Feb. 2      | Arizona                  |     | 1st of 4      | Tucson, Ariz.        |
|             | Arizona                  | W   | 141.05-137.00 |                      |
|             | San Diego State          | W   | 141.05-134.95 |                      |
|             | Colorado                 | W   | 141.05-130.35 |                      |
| Feb. 9      | Oregon                   | W   | 141.00-139.85 | Corvallis, Ore.      |
| Feb. 15     | USC                      | W   | 136.05-127.35 | Los Angeles, Calif.  |
| Feb. 22     | Utah                     |     | 2nd of 4      | Salt Lake City, Utah |
|             | Utah                     | L   | 142.70-144.45 |                      |
|             | Oklahoma State           | W   | 142.70-135.30 |                      |
|             | Iowa State               | W   | 142.70-130.95 |                      |
| Feb. 23     | Brigham Young            |     | 1st of 3      | Provo, Utah          |
|             | Brigham Young            | W   | 143.55-138.25 |                      |
|             | Iowa State               | W   | 143.55-130.10 |                      |
| March 1     | Regional Qualifying Meet |     | 1st of 4      | Eugene, Ore.         |
|             | Oregon                   | W   | 141.65-136.80 |                      |
|             | Washington               | W   | 141.65-133.65 |                      |
|             | Boise State              | W   | 141.65-131.30 |                      |
| March 7     | Washington State         | W   | 141.30-131.55 | Corvallis, Ore.      |
| March 21-22 | NCWSA Regionals          | 1st | 141.80        | Spokane, Wash.       |
| April 5-6   | AIAW Nationals           | 4th | 140.15        | Salt Lake City, Utah |





# YEAR-BY-YEAR RESULTS

## 1981 (19-6)

|             |                                  |            |                   |                      |
|-------------|----------------------------------|------------|-------------------|----------------------|
| Jan. 8      | Washington State                 | W          | 138.05-124.20     | Corvallis, Ore.      |
| Jan. 10     | Montana State                    | W          | 137.25-104.55     | Bozeman, Mont.       |
| Jan. 16     | <b>Arizona State</b>             |            | <b>2nd of 4</b>   | Tempe, Ariz.         |
|             | Arizona State                    | L          | 139.05-140.95     |                      |
|             | Oklahoma State                   | W          | 139.05-134.00     |                      |
|             | Arizona                          | W          | 139.05-122.60     |                      |
| Jan. 24     | Minnesota                        | W          | 143.45-128.50     | Corvallis, Ore.      |
| Jan. 30     | Oregon                           | W          | 146.20-138.15     | Eugene, Ore.         |
| Feb. 2      | <b>Utah</b>                      |            | <b>3rd of 4</b>   | Salt Lake City, Utah |
|             | Utah                             | L          | 144.80-147.95     |                      |
|             | UCLA                             | L          | 144.80-145.25     |                      |
|             | Brigham Young                    | W          | 144.80-137.65     |                      |
| Feb. 7      | Stanford                         | W          | 145.80-135.45     | Corvallis, Ore.      |
| Feb. 15     | <b>UCLA Invitational</b>         |            | <b>3rd of 7</b>   | Los Angeles, Calif.  |
|             | Utah                             | L          | 142.10-143.10     |                      |
|             | UCLA                             | L          | 142.10-142.75     |                      |
|             | Arizona State                    | W          | 142.10-141.30     |                      |
|             | USC                              | W          | 142.10-140.50     |                      |
|             | Minnesota                        | W          | 142.10-132.35     |                      |
|             | California                       | W          | 142.10-119.65     |                      |
| Feb. 21     | Arizona                          | W          | 145.50-131.30     | Corvallis, Ore.      |
| Feb. 27     | <b>OSU National Invitational</b> |            | <b>1st of 8</b>   | Corvallis, Ore.      |
|             | UCLA                             | W          | 145.90-142.25     |                      |
|             | Louisiana State                  | W          | 145.90-141.65     |                      |
|             | Washington                       | W          | 145.90-137.60     |                      |
|             | Brigham Young                    | W          | 145.90-137.35     |                      |
|             | Nebraska                         | W          | 145.90-135.50     |                      |
|             | Portland State                   | W          | 145.90-121.20     |                      |
|             | Oregon                           |            | 145.90-incomplete |                      |
| March 13    | Utah                             | L          | 147.40-147.70     | Corvallis, Ore.      |
| April 10-11 | <b>NCSWA Regionals</b>           | <b>1st</b> | <b>147.45</b>     | Pullman, Wash.       |
| April 25    | <b>AIAW Nationals</b>            | <b>4th</b> | <b>141.15</b>     | Salt Lake City, Utah |

## 1982 (17-2)

|             |                               |            |                 |                      |
|-------------|-------------------------------|------------|-----------------|----------------------|
| Jan. 9      | Oregon                        | W          | 142.80-126.65   | Corvallis, Ore.      |
| Jan. 16     | Stanford                      | W          | 144.90-142.55   | Stanford, Calif.     |
| Jan. 23     | Washington                    | W          | 142.70-138.55   | Corvallis, Ore.      |
| Jan. 29     | <b>Oregon</b>                 |            | <b>1st of 3</b> | Eugene, Ore.         |
|             | Oregon                        | W          | 140.70-136.20   |                      |
|             | UC Davis                      | W          | 140.70-127.00   |                      |
| Feb. 6      | Washington                    | W          | 144.15-136.90   | Corvallis, Ore.      |
| Feb. 12     | Utah                          | L          | 145.05-146.20   | Corvallis, Ore.      |
| Feb. 19     | <b>Shanico Inn-Vitational</b> |            | <b>1st of 8</b> | Corvallis, Ore.      |
|             | USC                           | W          | 144.50-142.30   |                      |
|             | Washington                    | W          | 144.50-140.25   |                      |
|             | Brigham Young                 | W          | 144.50-140.15   |                      |
|             | Ohio State                    | W          | 144.50-138.35   |                      |
|             | Oklahoma State                | W          | 144.50-135.65   |                      |
|             | Washington State              | W          | 144.50-135.40   |                      |
|             | Oregon                        | W          | 144.50-136.20   |                      |
| Feb. 27     | Washington                    | W          | 144.00-140.25   | Seattle, Wash.       |
| March 6     | <b>Brigham Young</b>          |            | <b>1st of 3</b> | Provo, Utah          |
|             | Brigham Young                 | W          | 145.20-144.60   |                      |
|             | Oklahoma State                | W          | 145.20-139.95   |                      |
| March 8     | <b>Utah</b>                   |            | <b>2nd of 3</b> | Salt Lake City, Utah |
|             | Utah                          | L          | 147.20-149.65   |                      |
|             | Penn State                    | W          | 147.20-146.70   |                      |
| March 12-13 | <b>NCAA Regionals</b>         | <b>1st</b> | <b>146.10</b>   | Corvallis, Ore.      |
| March 26-27 | <b>NCAA Championships</b>     | <b>4th</b> | <b>143.00</b>   | Salt Lake City, Utah |

## 1983 (27-4-1)

|         |                                |   |                 |                      |
|---------|--------------------------------|---|-----------------|----------------------|
| Jan. 8  | <b>Washington Invitational</b> |   | <b>1st of 9</b> | Seattle, Wash.       |
|         | Washington                     | W | 173.00-172.10   |                      |
|         | Seattle Pacific                | W | 173.00-162.05   |                      |
|         | Washington State               | W | 173.00-160.05   |                      |
|         | British Columbia               | W | 173.00-159.55   |                      |
|         | Boise State                    | W | 173.00-155.80   |                      |
|         | Montana                        | W | 173.00-155.60   |                      |
|         | Spokane CC                     | W | 173.00-146.35   |                      |
|         | Eastern Washington             | W | 173.00-143.70   |                      |
| Jan. 15 | <b>Oregon State</b>            |   | <b>1st of 3</b> | Corvallis, Ore.      |
|         | Washington                     | W | 176.95-173.25   |                      |
|         | Oregon                         | W | 176.95-173.00   |                      |
| Jan. 21 | Washington State               | W | 176.60-167.55   | Pullman, Wash.       |
| Jan. 24 | Utah                           | L | 179.50-183.85   | Salt Lake City, Utah |
| Jan. 28 | <b>San Jose State</b>          |   | <b>1st of 4</b> | San Jose, Calif      |
|         | San Diego State                | W | 177.60-171.90   |                      |
|         | Long Beach State               | W | 177.60-167.25   |                      |
|         | San Jose State                 | W | 177.60-155.20   |                      |
| Feb. 4  | <b>Oregon State</b>            |   | <b>1st of 3</b> | Corvallis, Ore.      |
|         | Brigham Young                  | W | 180.55-172.10   |                      |
|         | California                     | W | 180.55-166.90   |                      |
| Feb. 11 | Utah State                     | W | 181.75-178.35   | Logan, Utah          |

|             |                               |            |                       |                      |
|-------------|-------------------------------|------------|-----------------------|----------------------|
| Feb. 12     | Brigham Young                 | W          | 180.85-177.55         | Provo, Utah          |
| Feb. 19     | <b>Oregon State</b>           |            | <b>1st of 3</b>       | Corvallis, Ore.      |
|             | Arizona                       | W          | 184.35-174.00         |                      |
|             | Stanford                      | W          | 184.35-173.15         |                      |
| Feb. 25-26  | <b>Shanico Inn-Vitational</b> |            | <b>3rd of 7</b>       | Corvallis, Ore.      |
|             | Arizona State                 | L          | 180.55-185.05         |                      |
|             | Utah                          | L          | 180.55-183.40         |                      |
|             | USC                           | W          | 180.55-176.20         |                      |
|             | Georgia                       | W          | 180.55-175.00         |                      |
|             | Nebraska                      | W          | 180.55-169.00         |                      |
|             | Michigan                      | W          | 180.55-167.35         |                      |
| March 5     | <b>Cal State Fullerton</b>    |            | <b>2nd of 3 (tie)</b> | Fullerton, Calif.    |
|             | Cal State Fullerton           | L          | 179.75-185.95         |                      |
|             | USC                           | T          | 179.75-179.75         |                      |
| March 18-19 | <b>NorPac Championships</b>   |            | <b>1st of 4</b>       | Pullman, Wash.       |
|             | Washington                    | W          | 183.20-180.00         |                      |
|             | California                    | W          | 183.20-177.60         |                      |
|             | Washington State              | W          | 183.20-173.80         |                      |
| March 26    | <b>NCAA West Regional</b>     | <b>3rd</b> | <b>179.80</b>         | Fullerton, Calif.    |
| April 8-9   | <b>NCAA Championships</b>     | <b>9th</b> | <b>173.55</b>         | Salt Lake City, Utah |

## 1984 (20-14)

|            |                               |            |                 |                      |
|------------|-------------------------------|------------|-----------------|----------------------|
| Dec. 28-29 | <b>Aloha Gym-Fest</b>         |            | <b>3rd of 6</b> | Honolulu, Hawai'i    |
|            | Arizona State                 | L          | 176.35-182.60   |                      |
|            | Washington                    | L          | 176.35-178.70   |                      |
|            | USC                           | W          | 176.35-173.95   |                      |
|            | California                    | W          | 176.35-170.95   |                      |
|            | Boise State                   | W          | 176.35-154.05   |                      |
| Jan. 14    | San Jose State                | W          | 180.35-162.35   | Corvallis, Ore.      |
| Jan. 19    | <b>Stanford</b>               |            | <b>2nd of 3</b> | Stanford, Calif.     |
|            | Stanford                      | L          | 176.90-178.60   |                      |
|            | New Mexico                    | W          | 176.90-170.00   |                      |
| Jan. 21    | <b>California</b>             |            | <b>1st of 4</b> | Berkeley, Calif.     |
|            | Arizona                       | W          | 178.70-178.60   |                      |
|            | California                    | W          | 178.70-175.65   |                      |
|            | New Mexico                    | W          | 178.70-174.90   |                      |
| Jan. 31    | <b>Oregon State</b>           |            | <b>1st of 4</b> | Corvallis, Ore.      |
|            | USC                           | W          | 180.95-180.65   |                      |
|            | Utah State                    | W          | 180.95-177.15   |                      |
|            | Washington State              | W          | 169.40-165.70   |                      |
| Feb. 3     | <b>Arizona State</b>          |            | <b>3rd of 3</b> | Tempe, Ariz.         |
|            | Arizona State                 | L          | 179.95-188.70   |                      |
|            | Utah                          | L          | 179.95-187.95   |                      |
| Feb. 10    | <b>Washington</b>             |            | <b>2nd of 3</b> | Seattle, Wash.       |
|            | Washington                    | L          | 180.20-182.15   |                      |
|            | California                    | W          | 180.20-179.96   |                      |
| Feb. 18    | Utah                          | L          | 178.90-184.95   | Corvallis, Ore.      |
| Feb. 24-25 | <b>Shanico Inn-Vitational</b> |            | <b>4th of 7</b> | Corvallis, Ore.      |
|            | UCLA                          | L          | 178.00-179.70   |                      |
|            | Arizona                       | L          | 178.00-179.40   |                      |
|            | Ohio State                    | L          | 178.00-178.80   |                      |
|            | Alabama                       | W          | 178.00-177.55   |                      |
|            | Brigham Young                 | W          | 178.00-173.14   |                      |
|            | Missouri                      | W          | 178.00-172.80   |                      |
| March 3    | <b>Oregon</b>                 |            | <b>1st of 3</b> | Eugene, Ore.         |
|            | Seattle Pacific               | W          | 177.25-169.40   |                      |
|            | Oregon                        | W          | 177.25-166.20   |                      |
| March 11   | <b>NorPac Championships</b>   |            | <b>3rd of 6</b> | Berkeley, Calif.     |
|            | California                    | L          | 179.35-183.90   |                      |
|            | Washington                    | L          | 179.35-179.40   |                      |
|            | San Jose State                | W          | 179.35-167.00   |                      |
|            | Oregon                        | W          | 179.35-165.85   |                      |
|            | Stanford                      | W          | 179.35-176.80   |                      |
| March 12   | <b>Utah</b>                   |            | <b>3rd of 3</b> | Salt Lake City, Utah |
|            | Utah                          | L          | 182.65-189.30   |                      |
|            | Florida                       | L          | 182.65-183.95   |                      |
| April 6-7  | <b>NCAA Regionals</b>         | <b>4th</b> | <b>179.95</b>   | Fullerton, Calif.    |



## YEAR-BY-YEAR RESULTS

### 1985 (25-4-1)

|             |                               |     |               |                      |
|-------------|-------------------------------|-----|---------------|----------------------|
| Dec. 28-29  | Aloha Gym-Fest                |     | 2nd of 6      | Honolulu, Hawai'i    |
|             | New Mexico                    | L   | 176.70-177.10 |                      |
|             | Louisiana State               | W   | 176.70-176.00 |                      |
|             | Oklahoma                      | W   | 176.70-175.50 |                      |
|             | UCLA                          | W   | 176.70-174.10 |                      |
|             | Maryland                      | W   | 176.70-172.05 |                      |
| Jan. 11     | San Jose State                | W   | 176.15-169.00 | San Jose, Calif.     |
| Jan. 17     | Washington State              | W   | 174.95-172.45 | Pullman, Wash.       |
| Jan. 18     | Utah                          | L   | 184.75-188.65 | Salt Lake City, Utah |
| Jan. 23     | Oregon                        | W   | 180.45-161.80 | Corvallis, Ore.      |
| Feb. 1      | California                    | W   | 182.25-171.65 | Corvallis, Ore.      |
| Feb. 2      | Utah                          | L   | 184.00-184.15 | Corvallis, Ore.      |
| Feb. 8      | USC                           | T   | 175.85-175.85 | Los Angeles, Calif.  |
| Feb. 9      | <b>UCLA Invitational</b>      |     | 2nd of 5      | Los Angeles, Calif.  |
|             | Cal State Fullerton           | L   | 177-30-182.45 |                      |
|             | UCLA                          | W   | 177-30-176.15 |                      |
|             | USC                           | W   | 177.30-175.95 |                      |
|             | Brigham Young                 | W   | 177.30-171.50 |                      |
| Feb. 16     | Washington State              | W   | 177.95-173.65 | Corvallis, Ore.      |
| Feb. 23     | <b>Shanico Inn-Vitational</b> |     | 1st of 6      | Corvallis, Ore.      |
|             | Washington                    | W   | 185.85-181.40 |                      |
|             | Stanford                      | W   | 185.85-179.00 |                      |
|             | New Mexico                    | W   | 185.85-178.25 |                      |
|             | Utah State                    | W   | 185.85-174.00 |                      |
|             | San Diego State               | W   | 185.85-174.00 |                      |
| March 2     | Brigham Young                 | W   | 183.15-181.30 | Provo, Utah          |
| March 4     | Utah State                    | W   | 183.30-180.45 | Logan, Utah          |
| March 8     | Washington                    | W   | 182.40-181.60 | Seattle, Wash.       |
| March 16    | <b>NorPac Championships</b>   |     | 1st of 6      | Corvallis, Ore.      |
|             | Washington                    | W   | 183.95-182.00 |                      |
|             | Washington State              | W   | 183.95-178.55 |                      |
|             | California                    | W   | 183.95-173.60 |                      |
|             | San Jose State                | W   | 183.95-167.60 |                      |
|             | Oregon                        | W   | 183.95-160.75 |                      |
| March 29    | NCAA Regionals                | 1st | 184.45        | Corvallis, Ore.      |
| April 12-13 | NCAA Championships            | 6th | 183.15        | Salt Lake City, Utah |

### THE JIM TURPIN ERA (1986-1997)

### 1986 (13-7)

|             |                               |   |               |                   |
|-------------|-------------------------------|---|---------------|-------------------|
| Jan. 5      | Washington State              | W | 174.95-166.20 | Corvallis, Ore.   |
| Jan. 11     | San Jose State                | W | 177.70-166.15 | Corvallis, Ore.   |
| Jan. 18     | California                    | L | 176.60-177.50 | Berkeley, Calif.  |
| Feb. 1      | Brigham Young                 | W | 179.50-175.90 | Provo, Utah       |
| Feb. 3      | Utah State                    | W | 182.75-182.05 | Logan, Utah       |
| Feb. 7      | <b>Nutmeg Hills Classic</b>   |   | 3rd of 3      | Gainesville, Fla. |
|             | Florida                       | L | 177.35-185.50 |                   |
|             | UCLA                          | L | 177.35-180.10 |                   |
| Feb. 12     | Oregon                        | W | 177.70-171.35 | Eugene, Ore.      |
| Feb. 22     | California                    | W | 182.25-181.00 | Corvallis, Ore.   |
| Feb. 28     | <b>Shanico Inn-Vitational</b> |   | 2nd of 5      | Corvallis, Ore.   |
|             | Washington                    | L | 181.65-183.40 |                   |
|             | Cal State Fullerton           | W | 181.65-179.55 |                   |
|             | Brigham Young                 | W | 181.65-176.45 |                   |
|             | Montana                       | W | 181.65-173.50 |                   |
| March 8     | Washington                    | L | 183.10-185.35 | Seattle, Wash.    |
| March 14    | Cal State Fullerton           | L | 178.55-184.90 | Fullerton, Calif. |
| March 21-22 | <b>NorPac Championships</b>   |   | 2nd of 6      | Seattle, Wash.    |
|             | Washington                    | L | 185.80-185.70 |                   |
|             | California                    | W | 185.70-183.15 |                   |
|             | Oregon                        | W | 185.70-176.40 |                   |
|             | San Jose State                | W | 185.70-175.90 |                   |
|             | Washington State              | W | 185.70-157.15 |                   |
| April 5     | NCAA Regionals                |   | 3rd of 6      | Corvallis, Ore.   |

### 1987 (18-9)

|             |                               |   |               |                      |
|-------------|-------------------------------|---|---------------|----------------------|
| Jan. 10     | <b>Husky Classic</b>          |   | 2nd of 5      | Seattle, Wash.       |
|             | Arizona                       | L | 176.55-181.20 |                      |
|             | Washington                    | W | 176.55-174.85 |                      |
|             | Brigham Young                 | W | 176.55-172.30 |                      |
|             | Washington State              | W | 176.55-168.85 |                      |
| Jan. 17     | California                    | W | 179.20-174.75 | Corvallis, Ore.      |
| Jan. 23     | Arizona                       | L | 180.15-185.10 | Tucson, Ariz.        |
| Jan. 31     | Arizona State                 | W | 183.65-182.50 | Corvallis, Ore.      |
| Feb. 7      | Washington                    | W | 183.15-181.35 | Corvallis, Ore.      |
| Feb. 14     | Boise State                   | W | 183.15-179.20 | Boise, Idaho         |
| Feb. 20     | <b>Hobee Invite</b>           |   | 2nd of 3      | Stanford, Calif.     |
|             | Stanford                      | L | 179.90-179.95 |                      |
|             | Cal State Northridge          | W | 179.90-166.10 |                      |
| Feb. 23     | Seattle Pacific               | W | 181.80-176.15 | Corvallis, Ore.      |
| March 5     | <b>Shanico Inn-Vitational</b> |   | 3rd of 6      | Corvallis, Ore.      |
|             | Washington                    | L | 183.20-184.50 |                      |
|             | Arizona                       | L | 183.20-184.45 |                      |
|             | Boise State                   | W | 183.20-179.15 |                      |
|             | Washington State              | W | 183.20-176.65 |                      |
|             | California                    | W | 183.20-175.90 |                      |
| March 13    | <b>Spartan Invite</b>         |   | 1st of 4      | East Lansing, Mich.  |
|             | Michigan                      | W | 186.00-184.45 |                      |
|             | San Jose State                | W | 186.00-176.30 |                      |
|             | UC Davis                      | W | 186.00-167.75 |                      |
| March 28    | <b>Pac-10 Championships</b>   |   | 5th of 8      | Pullman, Wash.       |
|             | UCLA                          | L | 185.25-190.75 |                      |
|             | Arizona                       | L | 185.25-187.65 |                      |
|             | Washington                    | L | 185.25-186.15 |                      |
|             | Arizona State                 | L | 185.25-186.10 |                      |
|             | Stanford                      | W | 185.25-181.75 |                      |
|             | California                    | W | 185.25-178.65 |                      |
|             | Washington State              | W | 185.25-177.95 |                      |
| April 11    | NCAA Western Regional         |   | 3rd of 7      | Seattle, Wash.       |
| April 24-25 | NCAA Championships            |   | 12th of 12    | Salt Lake City, Utah |

### 1988 (20-3)

|             |                               |   |               |                      |
|-------------|-------------------------------|---|---------------|----------------------|
| Jan. 15     | Stanford                      | W | 182.10-176.00 | Corvallis, Ore.      |
| Jan. 30     | California                    | W | 185.05-176.15 | Corvallis, Ore.      |
| Feb. 6      | <b>UCLA Invitational</b>      |   | 2nd of 5      | Los Angeles, Calif.  |
|             | UCLA                          | L | 185.70-189.20 |                      |
|             | Cal State Fullerton           | W | 185.70-184.35 |                      |
|             | Arizona State                 | W | 185.70-183.65 |                      |
|             | New Mexico                    | W | 185.70-171.15 |                      |
| Feb. 12     | Washington                    | W | 186.10-186.00 | Seattle, Wash.       |
| Feb. 13     | Seattle Pacific               | W | 187.50-179.40 | Seattle, Wash.       |
| Feb. 19     | Arizona                       | W | 186.10-182.20 | Tucson, Ariz.        |
| Feb. 27     | Brigham Young                 | W | 186.10-182.25 | Provo, Utah          |
| Feb. 29     | <b>Utah State</b>             |   | 1st of 3      | Logan, Utah          |
|             | Utah State                    | W | 188.90-187.05 |                      |
|             | Boise State                   | W | 188.90-177.35 |                      |
| March 4     | San Jose State                | W | 187.05-174.35 | Corvallis, Ore.      |
| March 12    | <b>Shanico Inn-Vitational</b> |   | 1st of 5      | Corvallis, Ore.      |
|             | Houston Baptist               | W | 189.10-182.80 |                      |
|             | Washington                    | W | 189.10-180.90 |                      |
|             | Seattle Pacific               | W | 189.10-180.45 |                      |
|             | Brigham Young                 | W | 189.10-180.35 |                      |
| March 26    | <b>Pac-10 Championships</b>   |   | 3rd of 7      | Tempe, Ariz.         |
|             | UCLA                          | L | 185.95-189.45 |                      |
|             | Arizona State                 | L | 185.95-187.05 |                      |
|             | Arizona                       | W | 185.95-185.30 |                      |
|             | Washington                    | W | 185.95-184.20 |                      |
|             | Stanford                      | W | 185.95-182.55 |                      |
|             | California                    | W | 185.95-179.55 |                      |
| April 9     | NCAA Western Regionals        |   | 1st of 7      | Corvallis, Ore.      |
| April 22-23 | NCAA Championships            |   | 7th of 12     | Salt Lake City, Utah |



## YEAR-BY-YEAR RESULTS

### 1989 (21-4)

|             |                               |   |                  |                          |
|-------------|-------------------------------|---|------------------|--------------------------|
| Jan. 13     | Husky Classic                 |   | <b>3rd of 5</b>  | Seattle, Wash.           |
|             | Nebraska                      | L | 184.70-187.15    |                          |
|             | Arizona                       | L | 184.70-186.15    |                          |
|             | Washington                    | W | 184.70-183.20    |                          |
|             | California                    | W | 184.70-176.40    |                          |
| Jan. 15     | Arizona                       | W | 188.85-187.00    | Corvallis, Ore.          |
| Jan. 27     | California                    | W | 185.60-183.25    | Berkeley, Calif.         |
| Jan. 28     | <b>San Jose State</b>         |   | <b>1st of 3</b>  | <b>San Jose, Calif.</b>  |
|             | San Jose State                | W | 188.35-178.65    |                          |
|             | Cal Poly SLO                  | W | 188.35-177.45    |                          |
| Feb. 3      | <b>Washington</b>             |   | <b>1st of 4</b>  | <b>Seattle, Wash.</b>    |
|             | Washington                    | W | 187.35-186.50    |                          |
|             | Arizona State                 | W | 187.35-184.10    |                          |
|             | Seattle Pacific               | W | 187.35-180.95    |                          |
| Feb. 10     | <b>Shanico Inn-Vitational</b> |   | <b>1st of 4</b>  | <b>Corvallis, Ore.</b>   |
|             | Stanford                      | W | 187.45-186.30    |                          |
|             | Minnesota                     | W | 187.45-185.15    |                          |
|             | Boise State                   | W | 187.45-183.00    |                          |
| Feb. 18     | Utah State                    | W | 188.70-183.50    | Corvallis, Ore.          |
| Feb. 24     | Washington                    | W | 190.85-186.85    | Corvallis, Ore.          |
| March 4     | <b>Pac-10 Championships</b>   |   | <b>2nd of 7</b>  | <b>Corvallis, Ore.</b>   |
|             | UCLA                          | L | 193.65-195.20    |                          |
|             | Arizona State                 | W | 193.65-191.10    |                          |
|             | Arizona                       | W | 193.65-190.00    |                          |
|             | Washington                    | W | 193.65-188.70    |                          |
|             | Stanford                      | W | 193.65-186.55    |                          |
|             | California                    | W | 193.65-185.00    |                          |
| March 10    | Arizona                       | L | 189.45-189.80    | Tucson, Ariz.            |
| March 11    | <b>Arizona State</b>          |   | <b>1st of 3</b>  | <b>Tempe, Ariz.</b>      |
|             | Florida                       | W | 190.70-189.80    |                          |
|             | Arizona State                 | W | 190.70-189.55    |                          |
| April 1     | <b>NCAA Western Regionals</b> |   | <b>3rd of 7</b>  | <b>Fullerton, Calif.</b> |
| April 14-15 | <b>NCAA Championships</b>     |   | <b>7th of 12</b> | <b>Athens, Ga.</b>       |

### 1990 (14-12)

|             |                               |   |                  |                            |
|-------------|-------------------------------|---|------------------|----------------------------|
| Jan. 13     | Seattle Pacific               | W | 182.30-179.05    | Seattle, Wash.             |
| Jan. 19     | UCLA                          | W | 186.55-186.50    | Corvallis, Ore.            |
| Jan. 26     | <b>Arizona</b>                |   | <b>4th of 4</b>  | <b>Tucson, Ariz.</b>       |
|             | Georgia                       | L | 186.30-188.25    |                            |
|             | Arizona                       | L | 186.30-187.40    |                            |
|             | Cal State Fullerton           | L | 186.30-186.75    |                            |
| Jan. 27     | Utah                          | L | 189.60-189.05    | Corvallis, Ore.            |
| Feb. 2      | Arizona State                 | W | 190.35-187.95    | Corvallis, Ore.            |
| Feb. 10     | <b>Stanford</b>               |   | <b>1st of 4</b>  | <b>Stanford, Calif.</b>    |
|             | Stanford                      | W | 188.00-185.55    |                            |
|             | Cal-Poly SLO                  | W | 188.00-183.75    |                            |
|             | Boise State                   | W | 188.00-183.10    |                            |
| Feb. 12     | Utah                          | L | 193.40-187.15    | Salt Lake City, Utah       |
| Feb. 17     | <b>Shanico Inn-Vitational</b> |   | <b>2nd of 4</b>  | <b>Corvallis, Ore.</b>     |
|             | Nebraska                      | L | 189.65-190.50    |                            |
|             | Minnesota                     | W | 189.65-186.65    |                            |
|             | Washington                    | W | 189.65-186.50    |                            |
| Feb. 23     | <b>Alabama</b>                |   | <b>4th of 4</b>  | <b>Tuscaloosa, Ala.</b>    |
|             | Alabama                       | L | 185.55-191.90    |                            |
|             | Nebraska                      | L | 185.55-189.80    |                            |
|             | Arizona                       | L | 185.55-186.30    |                            |
| Feb. 23     | Minnesota                     | W | 188.75-185-85    | Minneapolis, Minn.         |
| March 2     | Seattle Pacific               | W | 190.85-184.50    | Corvallis, Ore.            |
| March 17    | <b>Pac-10 Championships</b>   |   | <b>4th of 7</b>  | <b>Berkeley, Calif.</b>    |
|             | UCLA                          | L | 185.45-191.50    |                            |
|             | Arizona                       | L | 185.45-189.30    |                            |
|             | Arizona State                 | L | 185.45-188.90    |                            |
|             | California                    | W | 185.45-185.40    |                            |
|             | Washington                    | W | 185.45-185.10    |                            |
|             | Stanford                      | W | 185.45-183.45    |                            |
| March 30    | Washington                    | W | 190.15-186.85    | Seattle, Wash.             |
| April 7     | <b>NCAA West Regionals</b>    |   | <b>3rd of 7</b>  | <b>Los Angeles, Calif.</b> |
| April 20-21 | <b>NCAA Championships</b>     |   | <b>7th of 12</b> | <b>Corvallis, Ore.</b>     |

### 1991 (22-1)

|           |                               |   |                  |                            |
|-----------|-------------------------------|---|------------------|----------------------------|
| Jan. 11   | Utah State                    | W | 190.10-186.00    | Logan, Utah                |
| Jan. 14   | Utah                          | L | 193.36-189.75    | Salt Lake City, Utah       |
| Jan. 25   | Cal State Fullerton           | W | 191.45-186.40    | Corvallis, Ore.            |
| Feb. 1    | Washington                    | W | 192.45-186.45    | Corvallis, Ore.            |
| Feb. 8    | <b>California Invite</b>      |   | <b>1st of 4</b>  | <b>Berkeley, Calif.</b>    |
|           | California                    | W | 189.75-188.40    |                            |
|           | Seattle Pacific               | W | 189.75-180.25    |                            |
|           | UC Santa Barbara              | W | 189.75-175.75    |                            |
| Feb. 9    | San Jose State                | W | 191.80-181.70    | San Jose, Calif.           |
| Feb. 15   | Utah                          | W | 193.95-193.70    | Corvallis, Ore.            |
| Feb. 23   | <b>Shanico Inn-Vitational</b> |   | <b>1st of 4</b>  | <b>Corvallis, Ore.</b>     |
|           | Arizona                       | W | 193.85-189.70    |                            |
|           | Stanford                      | W | 193.85-188.35    |                            |
|           | Boise State                   | W | 193.85-187.20    |                            |
| March 2-3 | <b>UCLA Invitational</b>      |   | <b>1st of 4</b>  | <b>Los Angeles, Calif.</b> |
|           | UCLA                          | W | 193.25-191.00    |                            |
|           | Arizona State                 | W | 193.25-189.25    |                            |
|           | California                    | W | 193.25-188.05    |                            |
| March 8   | <b>Oregon State</b>           |   | <b>1st of 3</b>  | <b>Corvallis, Ore.</b>     |
|           | California                    | W | 192.95-188.05    |                            |
|           | Seattle Pacific               | W | 192.95-183.50    |                            |
| March 16  | <b>Pac-10 Championships</b>   |   | <b>1st of 6</b>  | <b>Los Angeles, Ore.</b>   |
|           | UCLA                          | W | 194.65-191.15    |                            |
|           | Arizona                       | W | 194.65-189.95    |                            |
|           | Arizona State                 | W | 194.65-189.50    |                            |
|           | Stanford                      | W | 194.65-187.75    |                            |
|           | Washington                    | W | 194.65-187.55    |                            |
| March 22  | Washington                    | W | 194.05-189.70    | Seattle, Wash.             |
| April 6   | <b>NCAA West Regionals</b>    |   | <b>1st of 7</b>  | <b>Corvallis, Ore.</b>     |
| April 19  | <b>NCAA Championships</b>     |   | <b>4th of 12</b> | <b>Tuscaloosa, Ala.</b>    |

### 1992 (22-2)

|             |                               |   |                  |                           |
|-------------|-------------------------------|---|------------------|---------------------------|
| Jan. 17     | UCLA                          | W | 191.75-189.10    | Corvallis, Ore.           |
| Jan. 24     | <b>Husky Classic</b>          |   | <b>1st of 4</b>  | <b>Seattle, Wash.</b>     |
|             | Arizona State                 | W | 192.55-192.10    |                           |
|             | Boise State                   | W | 192.55-183.70    |                           |
|             | Washington                    | W | 192.55-167.15    |                           |
| Feb. 1      | Utah                          | W | 184.80-194.05    | Corvallis, Ore.           |
| Feb. 7      | Arizona State                 | W | 192.70-192.55    | Tempe, Ariz.              |
| Feb. 14     | Minnesota                     | W | 190.05-183.55    | Minneapolis, Minn.        |
| Feb. 16     | <b>Nebraska Invitational</b>  |   | <b>2nd of 4</b>  | <b>Lincoln, Neb.</b>      |
|             | Arizona                       | L | 192.00-192.05    |                           |
|             | Alabama                       | W | 192.00-191.95    |                           |
|             | Nebraska                      | W | 192.00-187.60    |                           |
| Feb. 21     | <b>Oregon State</b>           |   | <b>1st of 3</b>  | <b>Corvallis, Ore.</b>    |
|             | Stanford                      | W | 193.20-188.05    |                           |
|             | Seattle Pacific               | W | 193.20-183.45    |                           |
| Feb. 29     | Brigham Young                 | W | 194.95-192.40    | Provo, Utah               |
| March 2     | Utah                          | L | 196.20-193.50    | Salt Lake City, Utah      |
| March 6     | <b>Shanico Inn-Vitational</b> |   | <b>1st of 4</b>  | <b>Corvallis, Ore.</b>    |
|             | Arizona State                 | W | 194.40-191.80    |                           |
|             | Utah State                    | W | 194.40-187.10    |                           |
|             | Washington                    | W | 194.40-184.45    |                           |
| March 13    | California                    | W | 194.65-189.20    | Corvallis, Ore.           |
| March 28    | <b>Pac-10 Championships</b>   |   | <b>1st of 7</b>  | <b>Tempe, Ariz.</b>       |
|             | Arizona                       | W | 194.85-194.70    |                           |
|             | UCLA                          | W | 194.85-193.65    |                           |
|             | Arizona State                 | W | 194.85-192.55    |                           |
|             | Stanford                      | W | 194.85-191.20    |                           |
|             | California                    | W | 194.85-189.95    |                           |
|             | Washington                    | W | 194.85-189.15    |                           |
| April 11    | <b>NCAA Regionals</b>         |   | <b>1st of 7</b>  | <b>Berkeley, Calif.</b>   |
| April 24-25 | <b>NCAA Championships</b>     |   | <b>6th of 12</b> | <b>Minneapolis, Minn.</b> |



## YEAR-BY-YEAR RESULTS

### 1993 (17-6)

|             |                        |   |               |                      |
|-------------|------------------------|---|---------------|----------------------|
| Jan. 15     | San Jose State         |   | 1st of 3      | San Jose, Calif.     |
|             | Cal State Fullerton    | W | 192.20-186.85 |                      |
|             | San Jose State         | W | 192.20-180.95 |                      |
| Jan. 16     | Stanford               | W | 191.00-188.15 | Stanford, Calif.     |
| Jan. 22     | UCLA                   | W | 192.90-190.55 | Corvallis, Ore.      |
| Jan. 29     | Husky Classic          |   | 1st of 3      | Seattle, Wash.       |
|             | Arizona                | W | 195.00-193.20 |                      |
|             | Washington             | W | 195.00-192.25 |                      |
| Jan. 31     | Washington             | W | 192.00-187.40 | Corvallis, Ore.      |
| Feb. 5      | Oregon State           |   | 1st of 3      | Corvallis, Ore.      |
|             | Arizona State          | W | 195.05-192.50 |                      |
|             | Seattle Pacific        | W | 195.05-184.25 |                      |
| Feb. 12     | Utah State             | L | 190.60-189.00 | Logan, Utah          |
| Feb. 13     | Utah                   | L | 197.15-191.80 | Salt Lake City, Utah |
| Feb. 19     | Utah                   | L | 196.60-194.05 | Corvallis, Ore.      |
| Feb. 26     | Arizona                |   | 2nd of 3      | Tucson, Ariz.        |
|             | Arizona                | L | 190.80-193.85 |                      |
|             | Stanford               | W | 190.80-189.25 |                      |
| March 6     | Shanico Inn-Vitalional |   | 2nd of 4      | Corvallis, Ore.      |
|             | Brigham Young          | L | 191.40-191.55 |                      |
|             | Minnesota              | W | 191.40-190.35 |                      |
|             | UC Santa Barbara       | W | 191.40-189.55 |                      |
| March 12    | Pac-10 Championships   |   | 2nd of 7      | Stanford, Calif.     |
|             | UCLA                   | L | 193.80-194.55 |                      |
|             | Arizona                | W | 193.80-193.20 |                      |
|             | Arizona State          | W | 193.80-192.90 |                      |
|             | Washington             | W | 193.80-190.80 |                      |
|             | California             | W | 193.80-189.40 |                      |
|             | Stanford               | W | 193.80-189.00 |                      |
| April 3     | NCAA West Regionals    |   | 2nd of 7      | Corvallis, Ore.      |
| April 15-16 | NCAA Championships     |   | tie 7th of 12 | Corvallis, Ore.      |

### 1994 (18-4)

|             |                        |   |                 |                      |
|-------------|------------------------|---|-----------------|----------------------|
| Jan. 14     | California             | W | 189.825-184.575 | Corvallis, Ore.      |
| Jan. 22     | UCLA Invite            |   | 2nd of 4        | Los Angeles, Calif.  |
|             | UCLA                   | L | 188.450-189.400 |                      |
|             | Arizona                | W | 188.450-186.625 |                      |
|             | Denver                 | W | 188.450-171.100 |                      |
| Jan. 28     | Utah                   | L | 192.625-194.400 | Corvallis, Ore.      |
| Feb. 4      | Cal State Fullerton    | W | 192.575-187.000 | Corvallis, Ore.      |
| Feb. 18     | Oregon State           |   | 1st of 3        | Corvallis, Ore.      |
|             | Brigham Young          | W | 193.675-191.875 |                      |
|             | Seattle Pacific        | W | 193.675-179.625 |                      |
| Feb. 25     | Utah                   | L | 191.675-195.300 | Salt Lake City, Utah |
| Feb. 27     | Boise State            | W | 192.575-190.350 | Boise, Idaho         |
| March 4     | Shanico Inn-Vitalional |   | 1st of 6        | Corvallis, Ore.      |
|             | Penn State             | W | 193.725-191.550 |                      |
|             | Minnesota              | W | 193.725-189.975 |                      |
|             | Nebraska               | W | 193.725-188.325 |                      |
|             | Arizona                | W | 193.725-188.250 |                      |
|             | Washington             | W | 193.725-186.650 |                      |
| March 11    | Washington             | L | 190.675-191.650 | Seattle, Wash.       |
| March 26    | Pac-10 Championships   |   | 1st of 7        | Seattle, Wash.       |
|             | UCLA                   | W | 194.825-193.850 |                      |
|             | Arizona State          | W | 194.825-193.650 |                      |
|             | Stanford               | W | 194.825-191.550 |                      |
|             | Washington             | W | 194.825-190.950 |                      |
|             | Arizona                | W | 194.825-189.875 |                      |
|             | California             | W | 194.825-186.925 |                      |
| April 9     | NCAA West Regionals    |   | 2nd of 7        | Boise, Idaho         |
| April 21-23 | NCAA Nationals         |   | 7th of 12       | Salt Lake City, Utah |

### 1995 (13-7)

|             |                                      |   |                 |                      |
|-------------|--------------------------------------|---|-----------------|----------------------|
| Jan. 20     | Penn State                           |   | 3rd of 3        | University Park, Pa. |
|             | Alabama                              | L | 191.550-193.900 |                      |
|             | Penn State                           | L | 191.550-193.025 |                      |
| Jan. 21     | West Virginia                        |   | 1st of 3        | Morgantown, W.Va.    |
|             | West Virginia                        | W | 192.525-191.725 |                      |
|             | Rhode Island                         | W | 192.525-182.850 |                      |
| Jan. 27     | Oregon State                         |   | 1st of 3        | Corvallis, Ore.      |
|             | Utah State                           | W | 192.525-184.850 |                      |
|             | Seattle Pacific                      | W | 192.525-177.050 |                      |
| Feb. 3      | California                           | W | 191.175-188.450 | Berkeley, Calif.     |
| Feb. 10     | Stanford                             | W | 193.775-191.050 | Corvallis, Ore.      |
| Feb. 17     | Washington                           | W | 194.175-190.850 | Seattle, Wash.       |
| Feb. 24     | Arizona State                        | L | 192.350-194.225 | Tempe, Ariz.         |
| March 3     | Shanico Inn-Vitalional               |   | 2nd of 4        | Corvallis, Ore.      |
|             | Utah                                 | L | 194.375-195.175 |                      |
|             | Minnesota                            | W | 194.375-189.475 |                      |
|             | San Jose State                       | W | 194.375-180.775 |                      |
| March 10    | Michigan State                       | W | 196.375-191.125 | Corvallis, Ore.      |
| March 25    | Pac-10 Championships                 |   | 4th of 7        | Tempe, Ariz.         |
|             | UCLA                                 | L | 193.400-195.400 |                      |
|             | Arizona State                        | L | 193.400-195.150 |                      |
|             | Arizona                              | L | 193.400-193.450 |                      |
|             | Stanford                             | W | 193.400-191.825 |                      |
|             | Washington                           | W | 193.400-191.625 |                      |
|             | California                           | W | 193.400-190.275 |                      |
| April 8     | NCAA West Regionals                  |   | 2nd of 7        | Corvallis, Ore.      |
| April 20-22 | NCAA Championships                   |   | 6th of 12       | Athens, Ga.          |
|             | Team Preliminaries (evening session) |   | 5th of 12       |                      |
|             | Super Six                            |   | 6th of 6        |                      |

### 1996 (20-4)

|             |                                      |   |                 |                      |
|-------------|--------------------------------------|---|-----------------|----------------------|
| Jan. 19     | Arizona State                        | W | 193.500-189.350 | Corvallis, Ore.      |
| Jan. 26     | Washington                           | W | 192.300-190.900 | Seattle, Wash.       |
| Jan. 27     | Seattle Pacific                      | W | 192.275-184.275 | Seattle, Wash.       |
| Feb. 2      | West Virginia                        | W | 194.075-189.375 | Corvallis, Ore.      |
| Feb. 10     | Minnesota                            |   | 1st of 4        | Minneapolis, Minn.   |
|             | Minnesota                            | W | 194.025-191.000 |                      |
|             | Massachusetts                        | W | 194.025-190.175 |                      |
|             | Iowa State                           | W | 194.025-188.250 |                      |
| Feb. 12     | Utah                                 | L | 194.850-195.600 | Salt Lake City, Utah |
| Feb. 16     | UCLA                                 | L | 193.200-194.325 | Los Angeles, Calif.  |
| Feb. 23     | Arizona                              |   | 3rd of 3        | Tucson, Ariz.        |
|             | Arizona                              | L | 194.100-196.125 |                      |
|             | Brigham Young                        | L | 194.100-195.100 |                      |
| March 1     | Shanico Inn-Vitalional               |   | 1st of 6        | Corvallis, Ore.      |
|             | Minnesota                            | W | 196.350-192.450 |                      |
|             | Michigan                             | W | 196.350-192.225 |                      |
|             | Penn State                           | W | 196.350-191.950 |                      |
|             | Ohio State                           | W | 196.350-190.625 |                      |
|             | Seattle Pacific                      | W | 196.350-185.575 |                      |
| March 8     | Stanford                             | W | 194.500-194.225 | Stanford, Calif.     |
| March 16    | California                           | W | 196.025-191.925 | Corvallis, Ore.      |
| March 23    | Pac-10 Championships                 |   | 1st of 7        | Corvallis, Ore.      |
|             | Arizona State                        | W | 196.775-195.525 |                      |
|             | Arizona                              | W | 196.775-195.175 |                      |
|             | UCLA                                 | W | 196.775-194.625 |                      |
|             | Washington                           | W | 196.775-193.150 |                      |
|             | Stanford                             | W | 196.775-193.000 |                      |
|             | California                           | W | 196.775-192.375 |                      |
| April 13    | NCAA West Regionals                  |   | 2nd of 7        | Los Angeles, Calif.  |
| April 25-26 | NCAA Championships                   |   | 5th of 12       | Tuscaloosa, Ala.     |
|             | Team Preliminaries (evening session) |   | 3rd of 6        |                      |
|             | Super Six                            |   | 5th of 6        |                      |





## YEAR-BY-YEAR RESULTS

### 1997 (16-10)

|          |                               |   |                 |                            |
|----------|-------------------------------|---|-----------------|----------------------------|
| Jan. 10  | Illinois State                | W | 192.850-184.900 | Corvallis, Ore.            |
| Jan. 17  | Arizona State                 | W | 194.800-191.700 | Corvallis, Ore.            |
| Jan. 24  | <b>Oregon State</b>           |   | <b>1st of 3</b> | <b>Corvallis, Ore.</b>     |
|          | California                    | W | 193.200-189.250 |                            |
|          | Seattle Pacific               | W | 193.200-185.950 |                            |
| Jan. 31  | <b>Arizona</b>                |   | <b>2nd of 4</b> | <b>Tucson, Ariz.</b>       |
|          | Arizona                       | L | 193.825-195.300 |                            |
|          | Stanford                      | W | 193.825-192.825 |                            |
|          | George Washington             | W | 193.825-187.875 |                            |
| Feb. 7   | Utah                          | W | 194.900-194.575 | Corvallis, Ore.            |
| Feb. 14  | Michigan                      | L | 194.100-196.850 | Ann Arbor, Mich.           |
| Feb. 16  | <b>Michigan State</b>         |   | <b>1st of 4</b> | <b>East Lansing, Mich.</b> |
|          | Michigan State                | W | 194.375-193.025 |                            |
|          | George Washington             | W | 194.375-191.400 |                            |
|          | Maryland                      | W | 194.375-191.175 |                            |
| Feb. 21  | Washington                    | L | 192.850-196.775 | Seattle, Wash.             |
| Feb. 28  | <b>Stanford</b>               |   | <b>2nd of 3</b> | <b>Stanford, Calif.</b>    |
|          | Stanford                      | L | 191.975-195.400 |                            |
|          | Denver                        | W | 191.975-190.550 |                            |
| March 7  | <b>Shanico Inn-Vitational</b> |   | <b>4th of 6</b> | <b>Corvallis, Ore.</b>     |
|          | UCLA                          | L | 193.175-196.500 |                            |
|          | Nebraska                      | L | 193.175-194.275 |                            |
|          | Arizona                       | L | 193.175-193.400 |                            |
|          | Denver                        | W | 193.175-191.250 |                            |
|          | UC Davis                      | W | 193.175-187.425 |                            |
| March 22 | <b>Pac-10 Championships</b>   |   | <b>4th of 7</b> | <b>Tucson, Ariz.</b>       |
|          | UCLA                          | L | 195.000-196.550 |                            |
|          | Stanford                      | L | 195.000-196.325 |                            |
|          | Washington                    | L | 195.000-196.025 |                            |
|          | Arizona                       | W | 195.000-194.950 |                            |
|          | Arizona State                 | W | 195.000-194.925 |                            |
|          | California                    | W | 195.000-194.325 |                            |
| April 5  | <b>NCAA West Regionals</b>    |   | <b>3rd of 7</b> | <b>Boise, Idaho</b>        |

### THE TANYA CHAPLIN ERA (1998-PRESENT)

### 1998 (16-5)

|             |                               |   |                                |                            |
|-------------|-------------------------------|---|--------------------------------|----------------------------|
| Jan. 16     | <b>California</b>             |   | <b>1st of 3</b>                | <b>Berkeley, Calif.</b>    |
|             | California                    | W | 190.575-185.825                |                            |
|             | Cal State Fullerton           | W | 190.575-185.450                |                            |
| Jan. 23     | Brigham Young                 | W | 191.800-187.625                | Corvallis, Ore.            |
| Jan. 30     | Washington                    | W | 193.575-191.800                | Corvallis, Ore.            |
| Feb. 6      | Arizona State                 | L | 193.275-194.700                | Tempe, Ariz.               |
| Feb. 13     | Arizona                       | W | 195.150-189.125                | Corvallis, Ore.            |
| Feb. 22     | <b>Bruin Classic</b>          |   | <b>2nd of 4</b>                | <b>Los Angeles, Calif.</b> |
|             | UCLA                          | L | 192.550-194.550                |                            |
|             | Penn State                    | W | 192.550-190.800                |                            |
|             | Cal State Fullerton           | W | 192.550-189.275                |                            |
| Feb. 27     | Stanford                      | W | 194.875-193.525                | Corvallis, Ore.            |
| March 7     | <b>Shanico Inn-Vitational</b> |   | <b>1st of 4</b>                | <b>Corvallis, Ore.</b>     |
|             | UCLA                          | W | 195.450-194.500                |                            |
|             | George Washington             | W | 195.450-187.925                |                            |
|             | Seattle Pacific               | W | 195.450-185.625                |                            |
| March 13    | Brigham Young                 | L | 190.825-194.450                | Provo, Utah                |
| March 14    | Utah                          | L | 190.100-195.875                | Salt Lake City, Utah       |
| March 21    | <b>Pac-10 Championships</b>   |   | <b>2nd of 7</b>                | <b>Los Angeles, Calif.</b> |
|             | Stanford                      | L | 194.950-195.275                |                            |
|             | Arizona State                 | W | 194.950-194.900                |                            |
|             | UCLA                          | W | 194.950-194.700                |                            |
|             | Washington                    | W | 194.950-193.700                |                            |
|             | Arizona                       | W | 194.950-192.800                |                            |
|             | California                    | W | 194.950-189.200                |                            |
| April 4     | <b>NCAA West Regionals</b>    |   | <b>5th of 7</b>                | <b>Seattle, Wash.</b>      |
| April 16-18 | <b>NCAA Championships</b>     |   | <b>2 individual qualifiers</b> | <b>Los Angeles, Calif.</b> |

### 1999 (13-6)

|             |                               |   |                                |                             |
|-------------|-------------------------------|---|--------------------------------|-----------------------------|
| Jan. 15     | Arizona                       | L | 189.725-192.275                | Tucson, Ariz.               |
| Jan. 22     | UCLA                          | L | 194.450-194.575                | Corvallis, Ore.             |
| Jan. 24     | Boise State                   | W | 192.600-191.750                | Boise, Idaho                |
| Jan. 29     | Stanford                      | L | 193.375-195.350                | Stanford, Calif.            |
| Feb. 5      | Arizona State                 | W | 194.150-193.175                | Corvallis, Ore.             |
| Feb. 12     | California                    | W | 193.600-190.025                | Corvallis, Ore.             |
| Feb. 22     | <b>Nebraska</b>               |   | <b>2nd of 3</b>                | <b>Lincoln, Neb.</b>        |
|             | Nebraska                      | L | 194.575-196.075                |                             |
|             | Brigham Young                 | W | 194.575-193.400                |                             |
| Feb. 26     | Washington                    | L | 195.600-196.000                | Seattle, Wash.              |
| March 5     | <b>Shanico Inn-Vitational</b> |   | <b>1st of 4</b>                | <b>Corvallis, Ore.</b>      |
|             | Michigan State                | W | 194.625-187.675                |                             |
|             | SE Missouri                   | W | 194.625-187.575                |                             |
|             | Seattle Pacific               | W | 194.625-184.300                |                             |
| March 14    | Utah                          | W | 197.325-196.700                | Corvallis, Ore.             |
| March 20    | <b>Pac-10 Championships</b>   |   | <b>2nd of 7</b>                | <b>Corvallis, Ore.</b>      |
|             | UCLA                          | L | 197.400-197.775                |                             |
|             | Arizona State                 | W | 197.400-196.025                |                             |
|             | Arizona                       | W | 197.400-195.150                |                             |
|             | Stanford                      | W | 197.400-195.150                |                             |
|             | Washington                    | W | 197.400-194.425                |                             |
|             | California                    | W | 197.400-192.475                |                             |
| April 10    | <b>NCAA Regionals</b>         |   | <b>3rd of 6</b>                | <b>Corvallis, Ore.</b>      |
| April 22-24 | <b>NCAA Championships</b>     |   | <b>2 individual qualifiers</b> | <b>Salt Lake City, Utah</b> |

### 2000 (15-7)

|             |   |   |                   |                            |
|-------------|---|---|-------------------|----------------------------|
| Jan. 8      | <b>Michigan State</b>                         |   | <b>2nd of 4</b>   | <b>East Lansing, Mich.</b> |
|             | Louisiana State                               | L | 191.100-192.600   |                            |
|             | Ohio State                                    | W | 191.100-190.650   |                            |
|             | Michigan State                                | W | 191.100-190.625   |                            |
| Jan. 14     | Brigham Young                                 | W | 191.500-191.375   | Provo, Utah                |
| Jan. 21     | Washington                                    | W | 192.100-191.650   | Corvallis, Ore.            |
| Jan. 28     | California                                    | W | 193.675-192.000   | Berkeley, Calif.           |
| Feb. 4      | Arizona State                                 | L | 194.300-195.300   | Tempe, Ariz.               |
| Feb. 11     | Arizona                                       | W | 196.275-193.450   | Corvallis, Ore.            |
| Feb. 20     | <b>UCLA</b>                                   |   | <b>3rd of 4</b>   | <b>Los Angeles, Calif.</b> |
|             | UCLA  | L | 193.375-196.925   |                            |
|             | Cal State Fullerton                           | L | 193.375-194.025   |                            |
|             | San Jose State                                | W | 193.375-190.000   |                            |
| Feb. 25     | Stanford                                      | L | 194.800-195.100   | Corvallis, Ore.            |
| March 3     | <b>Shanico Inn-Vitational</b>                 |   | <b>1st of 4</b>   | <b>Corvallis, Ore.</b>     |
|             | Nebraska                                      | W | 196.675-196.800   |                            |
|             | Brigham Young                                 | W | 196.675-194.975   |                            |
|             | Seattle Pacific                               | W | 196.675-188.875   |                            |
| March 12    | Utah  | L | 195.200-196.525   | Corvallis, Ore.            |
| March 18    | <b>Pac-10 Championships</b>                   |   | <b>2nd of 7</b>   | <b>Tempe, Ariz.</b>        |
|             | UCLA  | L | 196.175-197.025   |                            |
|             | Washington                                    | W | 196.175-195.900   |                            |
|             | Arizona State                                 | W | 196.175-195.875   |                            |
|             | California                                    | W | 196.175-194.675   |                            |
|             | Stanford                                      | W | 196.175-193.850   |                            |
|             | Arizona                                       | W | 196.175-192.950   |                            |
| April 1     | <b>NCAA West Regionals</b>                    |   | <b>2nd of 6</b>   | <b>Corvallis, Ore.</b>     |
| April 13-15 | <b>NCAA Championships</b>                     |   | <b>10th of 12</b> | <b>Boise, Idaho</b>        |
|             | <b>Team Preliminaries (afternoon session)</b> |   | <b>5th of 6</b>   |                            |



## YEAR-BY-YEAR RESULTS

### 2001 (8-12)

|                 |   |   |                   |                            |
|-----------------|---|---|-------------------|----------------------------|
| Jan. 12         | Michigan                                      | L | 190.925-194.125   | Ann Arbor, Mich.           |
| Jan. 14         | Nebraska                                      | L | 194.900-195.225   | Lincoln, Neb.              |
| Jan. 19         | Arizona State                                 | L | 193.725-193.750   | Corvallis, Ore.            |
| Jan. 28         | California                                    | W | 195.575-195.000   | Berkeley, Calif.           |
| <b>Feb. 2</b>   | <b>Arizona</b>                                |   | <b>3rd of 3</b>   | <b>Tucson, Ariz.</b>       |
|                 | Arizona                                       | L | 194.750-195.175   |                            |
|                 | Denver  | L | 194.750-194.825   |                            |
| Feb. 9          | Boise State                                   | W | 195.250-192.750   | Corvallis, Ore.            |
| Feb. 16         | UCLA  | L | 196.375-198.250   | Corvallis, Ore.            |
| Feb. 25         | Washington                                    | L | 196.325-196.875   | Seattle, Wash.             |
| March 2         | Stanford                                      | L | 195.050-197.050   | Stanford, Calif.           |
| March 10        | Utah  | L | 197.425-196.050   | Salt Lake City             |
| <b>March 17</b> | <b>Shanico Inn-Vitational</b>                 |   | <b>1st of 4</b>   | <b>Corvallis, Ore.</b>     |
|                 | Washington                                    | W | 197.625-195.775   |                            |
|                 | Cal State Fullerton                           | W | 197.625-194.175   |                            |
|                 | Seattle Pacific                               | W | 197.625-192.575   |                            |
| <b>March 24</b> | <b>Pac-10 Championships</b>                   |   | <b>4th of 7</b>   | <b>Seattle, Wash.</b>      |
|                 | Stanford                                      | L | 196.550-197.850   |                            |
|                 | UCLA  | L | 196.550-197.800   |                            |
|                 | Washington                                    | L | 196.550-197.425   |                            |
|                 | Arizona State                                 | W | 196.550-195.725   |                            |
|                 | Arizona                                       | W | 196.550-195.525   |                            |
|                 | California                                    | W | 196.550-193.750   |                            |
| April 7         | <b>NCAA West Regionals</b>                    |   | <b>2nd of 6</b>   | <b>Los Angeles, Calif.</b> |
| April 17        | <b>NCAA Championships</b>                     |   | <b>11th of 12</b> | <b>Athens, Ga.</b>         |
|                 | <b>Team Preliminaries (afternoon session)</b> |   | <b>6th of 6</b>   |                            |

### 2002 (10-10-1)

|                 |   |   |                   |                         |
|-----------------|---|---|-------------------|-------------------------|
| Jan. 12         | Denver                                      | L | 192.400-194.375   | Denver, Colo.           |
| Jan. 18         | California                                  | L | 193.125-193.250   | Berkeley, Calif.        |
| Jan. 25         | Brigham Young                               | L | 192.950-194.400   | Corvallis, Ore.         |
| Feb. 1          | Washington                                  | W | 194.950-193.850   | Corvallis, Ore.         |
| <b>Feb. 8</b>   | <b>UNO's Classic</b>                        |   | <b>1st of 4</b>   | <b>Tempe, Ariz.</b>     |
|                 | Arizona State                               | T | 195.800-195.800   |                         |
|                 | Cal State Fullerton                         | W | 195.800-194.975   |                         |
|                 | Southern Utah                               | W | 195.800-192.375   |                         |
| Feb. 15         | Arizona                                     | W | 196.475-195.625   | Corvallis, Ore.         |
| Feb. 22         | Cal State Fullerton                         | W | 194.400-193.950   | Fullerton, Calif.       |
| Feb. 23         | UCLA  | L | 194.925-197.550   | Los Angeles, Calif.     |
| March 1         | Stanford                                    | L | 196.000-196.700   | Corvallis, Ore.         |
| March 9         | Utah  | L | 195.475-197.350   | Salt Lake City, Utah    |
| <b>March 16</b> | <b>Shanico Inn-Vitational</b>               |   | <b>2nd of 4</b>   | <b>Corvallis, Ore.</b>  |
|                 | Michigan                                    | L | 196.675-196.700   |                         |
|                 | Michigan State                              | W | 196.675-195.050   |                         |
|                 | Seattle Pacific                             | W | 196.675-192.000   |                         |
| <b>March 23</b> | <b>Pac-10 Championships</b>                 |   | <b>4th of 7</b>   | <b>Stanford, Calif.</b> |
|                 | UCLA  | L | 196.125-197.625   |                         |
|                 | Arizona                                     | L | 196.125-197.050   |                         |
|                 | Stanford                                    | L | 196.125-196.150   |                         |
|                 | Washington                                  | W | 196.125-195.425   |                         |
|                 | Arizona State                               | W | 196.125-194.125   |                         |
|                 | California                                  | W | 196.125-189.700   |                         |
| April 6         | <b>NCAA West Regional</b>                   |   | <b>2nd of 6</b>   | <b>Corvallis, Ore.</b>  |
| April 18-20     | <b>NCAA Championships</b>                   |   | <b>12th of 12</b> | <b>Tuscaloosa, Ala.</b> |
|                 | <b>Team Preliminaries (evening session)</b> |   | <b>6th of 6</b>   |                         |

### 2003 (14-9)

|                 |                                    |                 |                  |                            |
|-----------------|------------------------------------|-----------------|------------------|----------------------------|
| Jan. 2          | UCLA                               | L               | 195.675-197.600  | Kaneohe, Hawai'i           |
| <b>Jan. 10</b>  | <b>Michigan State</b>              |                 | <b>1st of 3</b>  | <b>East Lansing, Mich.</b> |
|                 | Auburn                             | W               | 195.825-195.350  |                            |
|                 | Michigan State                     | W               | 195.825-191.800  |                            |
| Jan. 17         | Arizona                            | L               | 194.800-195.775  | Tucson, Ariz.              |
| Jan. 24         | UCLA                               | W               | 195.750-195.475  | Corvallis, Ore.            |
| <b>Jan. 31</b>  | <b>Stanford Invitational</b>       |                 | <b>2nd of 4</b>  | <b>Stanford, Calif.</b>    |
|                 | Stanford                           | L               | 196.275-196.575  |                            |
|                 | San Jose State                     | W               | 196.275-193.425  |                            |
|                 | Seattle Pacific                    | W               | 196.275-187.825  |                            |
| Feb. 7          | Arizona State                      | W               | 196.325-195.750  | Corvallis, Ore.            |
| Feb. 14         | California                         | W               | 197.025-194.550  | Corvallis, Ore.            |
| Feb. 21         | Utah                               | W               | 196.900-196.325  | Corvallis, Ore.            |
| <b>Feb. 28</b>  | <b>Washington Invitational</b>     |                 | <b>2nd of 4</b>  | <b>Seattle, Wash.</b>      |
|                 | Washington                         | L               | 196.475-197.050  |                            |
|                 | Boise State                        | W               | 196.475-194.575  |                            |
|                 | Sacramento State                   | W               | 196.475-191.775  |                            |
| <b>March 7</b>  | <b>Shanico/Days Inn-Vitational</b> | <b>1st of 3</b> | <b>Corvallis</b> |                            |
|                 | Denver                             | W               | 197.050-194.150  |                            |
|                 | Seattle Pacific                    | W               | 197.050-190.625  |                            |
| March 15        | Brigham Young                      | L               | 195.325-196.775  | Provo, Utah                |
| <b>March 29</b> | <b>Pac-10 Championships</b>        |                 | <b>5th of 7</b>  | <b>Los Angeles, Calif.</b> |
|                 | UCLA                               | L               | 196.650-198.175  |                            |
|                 | Stanford                           | L               | 196.650-197.700  |                            |
|                 | Arizona State                      | L               | 196.650-197.075  |                            |
|                 | Washington                         | L               | 196.650-196.750  |                            |
|                 | Arizona                            | W               | 196.650-195.950  |                            |
|                 | California                         | W               | 196.650-195.925  |                            |
| April 12        | <b>NCAA Regionals</b>              |                 | <b>3rd of 6</b>  | <b>Columbia, Mo.</b>       |

### 2004 (13-11)

|                 |                                       |   |                               |                            |
|-----------------|---------------------------------------|---|-------------------------------|----------------------------|
| Jan. 9          | <b>Super Six Challenge</b>            |   | <b>5th of 6</b>               | <b>Tuscaloosa, Ala.</b>    |
|                 | Alabama                               | L | 193.775-196.725               |                            |
|                 | Florida                               | L | 193.775-195.950               |                            |
|                 | Georgia                               | L | 193.775-195.550               |                            |
|                 | Oklahoma                              | L | 193.775-195.275               |                            |
|                 | Denver                                | W | 193.775-193.600               |                            |
| Jan. 16         | Cal State Fullerton                   | W | 195.075-191.850               | Corvallis, Ore.            |
| Jan. 23         | Washington                            | W | 196.050-196.025               | Corvallis, Ore.            |
| Jan. 30         | California                            | L | 195.550-195.675               | Berkeley, Calif.           |
| Feb. 6          | Arizona State                         | L | 196.700-196.975               | Tempe, Ariz.               |
| Feb. 13         | Arizona                               | W | 196.950-196.700               | Corvallis, Ore.            |
| Feb. 22         | UCLA                                  | L | 197.175-198.875               | Los Angeles, Calif.        |
| Feb. 27         | Stanford                              | L | 197.175-197.850               | Corvallis, Ore.            |
| <b>March 5</b>  | <b>Salbasgeon Suites Invitational</b> |   | <b>1st of 6</b>               | <b>Corvallis, Ore.</b>     |
|                 | Brigham Young                         | W | 197.675-197.150               |                            |
|                 | Michigan State                        | W | 197.675-195.875               |                            |
|                 | Sacramento State                      | W | 197.675-195.875               |                            |
|                 | Boise State                           | W | 197.675-195.025               |                            |
|                 | Seattle Pacific                       | W | 197.675-192.900               |                            |
| March 12        | Utah                                  | L | 197.450-197.675               | Salt Lake City, Utah       |
| <b>March 20</b> | <b>Pac-10 Championships</b>           |   | <b>3rd of 7</b>               | <b>Tucson, Ariz.</b>       |
|                 | Stanford                              | L | 197.075-197.900               |                            |
|                 | UCLA                                  | L | 197.075-197.875               |                            |
|                 | Arizona                               | W | 197.075-196.775               |                            |
|                 | Arizona State                         | W | 197.075-196.775               |                            |
|                 | Washington                            | W | 197.075-196.425               |                            |
|                 | California                            | W | 197.075-195.625               |                            |
| April 3         | <b>NCAA West Regionals</b>            |   | <b>3rd of 6</b>               | <b>Corvallis, Ore.</b>     |
| April 15-17     | <b>NCAA Championships</b>             |   | <b>1 individual qualifier</b> | <b>Los Angeles, Calif.</b> |



## YEAR-BY-YEAR RESULTS

### 2005 (17-8)

|          |                                |   |                 |                      |
|----------|--------------------------------|---|-----------------|----------------------|
| Jan. 7   | Cal State Fullerton            |   | 1st of 4        | Fullerton, Calif.    |
|          | Washington                     | W | 195.200-194.625 |                      |
|          | Cal State Fullerton            | W | 195.200-193.225 |                      |
|          | Sacramento State               | W | 195.200-192.275 |                      |
| Jan. 14  | UCLA                           | L | 192.875-194.500 | Corvallis, Ore.      |
| Jan. 21  | Utah                           | L | 194.250-195.950 | Corvallis, Ore.      |
| Jan. 28  | Stanford                       | L | 192.350-193.125 | Stanford, Calif.     |
| Feb. 4   | Arizona State                  | W | 194.300-193.325 | Corvallis, Ore.      |
| Feb. 11  | Washington                     |   | 1st of 3        | Seattle, Wash.       |
|          | Arkansas                       | W | 195.975-195.550 |                      |
|          | Washington                     | W | 195.975-195.275 |                      |
| Feb. 12  | Seattle Pacific                | W | 195.675-192.100 | Seattle, Wash.       |
| Feb. 18  | Arizona                        | W | 195.075-194.300 | Tucson, Ariz.        |
| Feb. 25  | Oregon State                   |   | 1st of 3        | Corvallis, Ore.      |
|          | California                     | W | 195.925-190.925 |                      |
|          | Seattle Pacific                | W | 195.925-190.300 |                      |
| March 4  | Salbasgeon Suites Invitational |   | 1st of 4        | Corvallis, Ore.      |
|          | Iowa State                     | W | 195.525-195.100 |                      |
|          | Washington                     | W | 195.525-194.500 |                      |
|          | UC Davis                       | W | 195.525-191.500 |                      |
| March 19 | GymBack Classic                |   | 4th of 4        | Fayetteville, Ark.   |
|          | UCLA                           | L | 195.550-197.100 |                      |
|          | Nebraska                       | L | 195.550-196.625 |                      |
|          | Arkansas                       | L | 195.550-195.625 |                      |
| March 26 | Pac-10 Championships           |   | 3rd of 7        | Berkeley, Calif.     |
|          | UCLA                           | L | 195.900-197.100 |                      |
|          | Arizona                        | L | 195.900-195.925 |                      |
|          | Stanford                       | W | 195.900-194.600 |                      |
|          | Washington                     | W | 195.900-194.425 |                      |
|          | Arizona State                  | W | 195.900-192.975 |                      |
|          | California                     | W | 195.900-193.550 |                      |
| April 9  | NCAA North Central Regionals   |   | 3rd of 6        | Salt Lake City, Utah |

### 2006 (20-9)

|          |                                      |   |                 |                      |
|----------|--------------------------------------|---|-----------------|----------------------|
| Jan. 3   | Hawaiian Classic                     |   | 2nd of 6        | Kailua, Hawai'i      |
|          | UCLA                                 | L | 191.925-193.775 |                      |
|          | Arkansas                             | W | 191.925-190.625 |                      |
|          | Washington                           | W | 191.925-190.425 |                      |
|          | California                           | W | 191.925-189.350 |                      |
|          | Sacramento State                     | W | 191.925-189.275 |                      |
| Jan. 13  | Oregon State                         |   | 2nd of 4        | Corvallis, Ore.      |
|          | Florida                              | L | 192.200-193.575 |                      |
|          | Brigham Young                        | W | 192.200-190.075 |                      |
|          | Iowa                                 | W | 192.200-188.050 |                      |
| Jan. 20  | California                           | W | 193.500-190.750 | Berkeley, Calif.     |
| Jan. 22  | UCLA                                 | L | 195.400-196.075 | Los Angeles, Calif.  |
| Jan. 27  | Stanford                             | W | 195.150-194.125 | Corvallis, Ore.      |
| Feb. 10  | Arizona                              | L | 194.925-195.400 | Corvallis, Ore.      |
| Feb. 17  | Iowa State                           | L | 194.350-196.350 | Ames, Iowa           |
| Feb. 24  | UNO's Classic                        |   | 2nd of 4        | Tempe, Ariz.         |
|          | Arizona State                        | L | 195.550-196.950 |                      |
|          | Boise State                          | W | 195.550-192.275 |                      |
|          | Wisconsin-Oshkosh                    | W | 195.550-181.350 |                      |
| March 3  | Washington                           |   | 1st of 3        | Seattle, Wash.       |
|          | Washington                           | W | 194.600-193.300 |                      |
|          | Seattle Pacific                      | W | 194.600-189.850 |                      |
| March 10 | Utah                                 | L | 195.150-196.575 | Salt Lake City, Utah |
| March 17 | Salbasgeon Suites Invitational       |   | 1st of 5        | Corvallis, Ore.      |
|          | Kentucky                             | W | 196.550-196.100 |                      |
|          | Boise State                          | W | 196.550-194.550 |                      |
|          | Washington                           | W | 196.550-193.675 |                      |
|          | Seattle Pacific                      | W | 196.550-190.750 |                      |
| March 25 | Pac-10 Championships                 |   | 3rd of 7        | Corvallis, Ore.      |
|          | Stanford                             | L | 196.400-197.100 |                      |
|          | UCLA                                 | L | 196.400-196.800 |                      |
|          | Arizona State                        | W | 196.400-193.900 |                      |
|          | Arizona                              | W | 196.400-193.750 |                      |
|          | Washington                           | W | 196.400-192.750 |                      |
|          | California                           | W | 196.400-192.725 |                      |
| April 8  | NCAA West Regionals                  |   | 2nd of 6        | Palo Alto, Calif.    |
| April 20 | NCAA Championships                   |   | 11th of 12      | Corvallis, Ore.      |
|          | Team Preliminaries (evening session) |   | 5th of 6        |                      |

### 2007 (18-7)

|          |  |          |                 |                      |
|----------|--|----------|-----------------|----------------------|
| Jan. 12  | Florida                                | L        | 193.800-196.850 | Gainesville, Fla.    |
| Jan. 19  | California                             | W        | 195.400-191.985 | Corvallis, Ore.      |
| Jan. 26  | Arizona                                | L        | 194.600-196.325 | Tucson, Ariz.        |
| Feb. 2   | Arizona State                          | W        | 195.825-193.300 | Corvallis, Ore.      |
| Feb. 9   | Stanford                               |          | 3rd of 4        | Stanford, Calif.     |
|          | Stanford                               | L        | 194.100-197.275 |                      |
|          | Iowa State                             | L        | 194.100-196.075 |                      |
|          | San Jose State                         | W        | 194.100-193.175 |                      |
| Feb. 16  | UCLA                                   | W        | 196.650-196.375 | Corvallis, Ore.      |
| Feb. 23  | Washington                             |          | 1st of 3        | Seattle, Wash.       |
|          | Washington                             | W        | 196.975-195.800 |                      |
|          | Seattle Pacific                        | W        | 196.975-190.050 |                      |
| March 2  | Boise State                            |          | 1st of 4        | Boise, Idaho         |
|          | UC Davis                               | W        | 196.475-192.775 |                      |
|          | Boise State                            | W        | 196.475-192.350 |                      |
|          | Seattle Pacific                        | W        | 196.475-192.050 |                      |
| March 9  | Brigham Young                          |          | 1st of 3        | Provo, Utah          |
|          | Brigham Young                          | W        | 195.375-195.125 |                      |
|          | Utah State                             | W        | 195.375-194.675 |                      |
| March 16 | Salbasgeon Suites Invitational         | 2nd of 4 |                 | Corvallis            |
|          | Utah                                   | L        | 196.600-196.675 |                      |
|          | Washington                             | W        | 196.600-193.625 |                      |
|          | Seattle Pacific                        | W        | 196.600-189.750 |                      |
| March 23 | Cal State Fullerton                    | W        | 197.100-192.700 | Corvallis, Ore.      |
| March 31 | Pac-10 Championships                   |          | 3rd of 7        | Tempe, Ariz.         |
|          | UCLA                                   | L        | 196.300-197.200 |                      |
|          | Stanford                               | L        | 196.300-196.950 |                      |
|          | Arizona                                | W        | 196.300-196.000 |                      |
|          | Washington                             | W        | 196.300-194.775 |                      |
|          | Arizona State                          | W        | 196.300-194.550 |                      |
|          | California                             | W        | 196.300-193.650 |                      |
| April 14 | NCAA So. Central Regionals             |          | 2nd of 6        | Tucson, Ariz.        |
| April 22 | NCAA Championships                     |          | 11th of 12      | Salt Lake City, Utah |
|          | Team Preliminaries (afternoon session) |          | 6th of 6        |                      |

### 2008 (22-9)

|          |  |   |                 |                      |
|----------|--|---|-----------------|----------------------|
| Jan. 4   | Lady Luck Invitational                 |   | 2nd of 3        | Las Vegas, Nev.      |
|          | UCLA                                   | L | 193.875-194.975 |                      |
|          | Arizona State                          | W | 193.875-192.475 |                      |
| Jan. 18  | Washington                             | W | 195.625-191.425 | Corvallis, Ore.      |
| Jan. 25  | Arizona                                | W | 196.275-194.050 | Corvallis, Ore.      |
| Jan. 30  | Arizona State                          | W | 196.475-196.150 | Tempe, Ariz.         |
| Feb. 10  | California                             | W | 195.175-191.325 | Berkeley, Calif.     |
| Feb. 15  | Oregon State                           |   | 1st of 3        | Corvallis, Ore.      |
|          | Stanford                               | W | 196.700-196.375 |                      |
|          | Seattle Pacific                        | W | 196.700-188.350 |                      |
| Feb. 22  | Brigham Young                          | W | 197.150-196.575 | Corvallis, Ore.      |
| Feb. 29  | Cal State Fullerton                    | W | 196.375-193.100 | Fullerton, Calif.    |
| March 2  | UCLA                                   | L | 195.950-196.775 | Los Angeles, Calif.  |
| March 7  | Utah                                   | L | 195.150-196.300 | Salt Lake City, Utah |
| March 15 | Salbasgeon Suites Invitational         |   | 1st of 4        | Corvallis, Ore.      |
|          | Boise State                            | W | 197.200-196.575 |                      |
|          | Missouri                               | W | 197.200-195.325 |                      |
|          | Sacramento State                       | W | 197.200-193.850 |                      |
| March 29 | Pac-10 Championships                   |   | 2nd of 7        | Seattle, Wash.       |
|          | Stanford                               | L | 196.550-197.000 |                      |
|          | UCLA                                   | W | 196.550-196.200 |                      |
|          | Arizona                                | W | 196.550-195.725 |                      |
|          | California                             | W | 196.550-193.400 |                      |
|          | Washington                             | W | 196.550-193.375 |                      |
|          | Arizona State                          | W | 196.550-191.925 |                      |
| April 12 | NCAA West Regionals                    |   | 1st of 6        | Corvallis, Ore.      |
| April 24 | NCAA Championships                     |   | 11th of 12      | Athens, Ga.          |
|          | Team Preliminaries (afternoon session) |   | 6th of 6        |                      |



## YEAR-BY-YEAR RESULTS

### 2009 (21-14)

|          |                                      |   |                 |                  |
|----------|--------------------------------------|---|-----------------|------------------|
| Jan. 2   | Cancun Classic                       |   | 2nd of 5        | Cancun, Mexico   |
|          | Stanford                             | L | 194.575-195.600 |                  |
|          | Denver                               | W | 194.575-193.825 |                  |
|          | Brigham Young                        | W | 194.575-189.125 |                  |
| Jan. 9   | Brigham Young                        | W | 194.550-188.975 | Provo, Utah      |
| Jan. 16  | Oregon State                         |   | 1st of 3        | Corvallis, Ore.  |
|          | Arkansas                             | W | 195.950-195.925 |                  |
|          | California                           | W | 195.950-185.250 |                  |
| Jan. 23  | Arizona                              | W | 196.450-195.250 | Tucson, Ariz.    |
| Jan. 30  | Utah                                 | L | 196.650-197.050 | Corvallis, Ore.  |
| Feb. 6   | Arizona State                        | W | 196.275-194.025 | Corvallis, Ore.  |
| Feb. 15  | Stanford                             |   | 2nd of 3        | Stanford, Calif. |
|          | Stanford                             | L | 196.600-197.025 |                  |
|          | UC Davis                             | W | 196.600-191.550 |                  |
| Feb. 21  | Washington                           |   | 3rd of 4        | Seattle, Wash.   |
|          | Washington                           | L | 195.800-196.000 |                  |
|          | Illinois                             | L | 195.800-195.900 |                  |
|          | Eastern Michigan                     | W | 195.800-194.475 |                  |
| Feb. 27  | UCLA                                 | L | 196.350-196.575 | Corvallis, Ore.  |
| March 6  | Salbasgeon Suites Invitational       |   | 1st of 3        | Corvallis, Ore.  |
|          | Washington                           | W | 197.500-195.925 |                  |
|          | Seattle Pacific                      | W | 197.500-187.975 |                  |
| March 13 | Missouri                             | L | 195.950-196.425 | Columbia, Mo.    |
| March 21 | Pac-10 Championships                 |   | 2nd of 7        | Stanford, Calif. |
|          | UCLA                                 | L | 196.550-196.725 |                  |
|          | Stanford                             | W | 196.550-196.525 |                  |
|          | Washington                           | W | 196.550-194.375 |                  |
|          | Arizona                              | W | 196.550-194.325 |                  |
|          | Arizona State                        | W | 196.550-194.000 |                  |
|          | California                           | W | 196.550-191.750 |                  |
| April 4  | NCAA Central Regionals               |   | 2nd of 6        | Columbus, Ohio   |
| April 16 | NCAA Championships                   |   | 11th of 12      | Lincoln, Neb.    |
|          | Team Preliminaries (evening session) |   | 5th of 6        |                  |

### 2010 (21-6)

|          |  |   |                 |                      |
|----------|--|---|-----------------|----------------------|
| Jan. 8   | Oregon State                           |   | 1st of 4        | Corvallis, Ore.      |
|          | Illinois                               | W | 195.625-192.850 |                      |
|          | Air Force                              | W | 195.625-184.475 |                      |
|          | Alaska-Anchorage                       | W | 195.625-193.475 |                      |
| Jan. 16  | Ohio State                             | W | 196.125-193.050 | Columbus, Ohio       |
| Jan. 22  | Washington                             | W | 195.700-192.800 | Corvallis, Ore.      |
| Jan. 29  | Oregon State                           |   | 1st of 3        | Corvallis, Ore.      |
|          | Stanford                               | W | 196.225-195.775 |                      |
|          | Seattle Pacific                        | W | 196.225-188.100 |                      |
| Feb. 7   | California                             | W | 196.375-190.100 | Berkeley, Calif.     |
| Feb. 12  | Arizona                                | W | 196.725-194.675 | Corvallis, Ore.      |
| Feb. 21  | UCLA                                   | L | 196.325-197.375 | Los Angeles, Calif.  |
| Feb. 26  | Arizona State                          | W | 196.925-194.650 | Tempe, Ariz.         |
| March 5  | LSU                                    | L | 195.925-196.925 | Baton Rouge, La.     |
| March 12 | Utah                                   |   | 2nd of 4        | Salt Lake City, Utah |
|          | Utah                                   | L | 196.650-196.975 |                      |
|          | Southern Utah                          | W | 196.650-196.025 |                      |
|          | Penn State                             | W | 196.650-195.700 |                      |
| March 19 | Kentucky                               | W | 196.650-195.275 | Corvallis, Ore.      |
| March 27 | Pac-10 Championships                   |   | 3rd of 7        | Tucson, Ariz.        |
|          | UCLA                                   | L | 195.950-197.350 |                      |
|          | Stanford                               | L | 195.950-196.550 |                      |
|          | Arizona                                | W | 195.950-195.875 |                      |
|          | Washington                             | W | 195.950-193.825 |                      |
|          | California                             | W | 195.950-191.475 |                      |
|          | Arizona State                          | W | 195.950-190.675 |                      |
| April 10 | NCAA Columbia Regional                 |   | 2nd of 6        | Columbia, Mo.        |
| April 22 | NCAA Championships                     |   | 8th of 12       | Gainesville, Fla.    |
|          | Team Preliminaries (afternoon session) |   | 5th of 6        |                      |

### 2011 (28-5)

|          |                                      |   |                 |                     |
|----------|--------------------------------------|---|-----------------|---------------------|
| Jan. 7   | LSU                                  | W | 195.400-193.350 | Corvallis, Ore.     |
| Jan. 9   | Pac-10 Showcase                      |   | 3rd of 7        | Los Angeles, Calif. |
|          | Stanford                             | L | 195.375-196.625 |                     |
|          | UCLA                                 | L | 195.375-195.925 |                     |
|          | Arizona                              | W | 195.375-193.825 |                     |
|          | Washington                           | W | 195.375-196.675 |                     |
|          | Arizona State                        | W | 195.375-191.850 |                     |
|          | California                           | W | 195.375-191.675 |                     |
| Jan. 14  | Ohio State                           | W | 195.925-193.300 | Corvallis, Ore.     |
| Jan. 21  | Oklahoma                             |   | 2nd of 4        | Norman, Okla.       |
|          | Oklahoma                             | L | 194.650-195.300 |                     |
|          | Denver                               | W | 194.650-194.300 |                     |
|          | Centenary                            | W | 194.650-187.625 |                     |
| Jan. 28  | UCLA                                 | L | 196.625-196.675 | Corvallis, Ore.     |
| Feb. 6   | Arizona State                        | W | 196.950-194.800 | Tempe, Ariz.        |
| Feb. 11  | IGI Chicago Style Invitational       |   | 2nd of 3        | Chicago, Ill.       |
|          | Stanford                             | L | 196.350-196.475 |                     |
|          | UCLA                                 | W | 196.350-196.300 |                     |
| Feb. 25  | Salbasgeon Suites Invitational       |   | 1st of 4        | Corvallis, Ore.     |
|          | Washington                           | W | 196.675-195.725 |                     |
|          | San Jose State                       | W | 196.675-193.050 |                     |
|          | UC Davis                             | W | 196.675-192.950 |                     |
| March 6  | California                           |   | 1st of 4        | Berkeley, Calif.    |
|          | Stanford                             | W | 197.000-196.500 |                     |
|          | Denver                               | W | 197.000-194.625 |                     |
|          | California                           | W | 197.000-194.175 |                     |
| March 12 | Utah                                 | W | 196.600-196.325 | Corvallis, Ore.     |
| March 19 | Pac-10 Championships                 |   | 1st of 7        | Los Angeles, Calif. |
|          | UCLA                                 | W | 197.200-196.750 |                     |
|          | Washington                           | W | 197.200-196.025 |                     |
|          | Stanford                             | W | 197.200-195.975 |                     |
|          | Arizona                              | W | 197.200-195.475 |                     |
|          | California                           | W | 197.200-191.575 |                     |
|          | Arizona State                        | W | 197.200-190.450 |                     |
| April 2  | NCAA Corvallis Regional              |   | 1st of 6        | Corvallis, Ore.     |
| April 15 | NCAA Championships                   |   | 8th of 12       | Cleveland, Ohio     |
|          | Team Preliminaries (evening session) |   | 5th of 6        |                     |

### 2012 (16-4-1)

|          |                                      |   |                 |                      |
|----------|--------------------------------------|---|-----------------|----------------------|
| Jan. 13  | Oklahoma                             | W | 196.525-195.975 | Corvallis, Ore.      |
| Jan. 20  | Arizona                              | W | 194.825-194.375 | Tucson, Ariz.        |
| Jan. 27  | Stanford                             | W | 196.800-194.525 | Corvallis, Ore.      |
| Feb. 3   | Washington                           | W | 195.975-194.725 | Seattle, Wash.       |
| Feb. 10  | UC Davis                             |   | 1st of 3        | Davis, Calif.        |
|          | Sacramento State                     | W | 197.400-194.175 |                      |
|          | UC Davis                             | W | 197.400-193.875 |                      |
| Feb. 17  | Oregon State                         |   | Tie 1st of 3    | Corvallis, Ore.      |
|          | UCLA                                 | T | 196.775-196.775 |                      |
|          | California                           | W | 196.775-192.350 |                      |
| Feb. 24  | Boise State                          | W | 196.875-195.375 | Corvallis, Ore.      |
| March 2  | Utah                                 | L | 195.600-196.575 | Salt Lake City, Utah |
| March 10 | Denver                               |   | 2nd of 3        | Denver, Colo.        |
|          | Denver                               | L | 196.325-196.725 |                      |
|          | Texas Women's                        | W | 196.325-193.650 |                      |
| March 16 | Comfort Suites Invitational          |   | 1st of 3        | Corvallis, Ore.      |
|          | New Hampshire                        | W | 196.725-193.050 |                      |
|          | Seattle Pacific                      | W | 196.725-191.000 |                      |
| March 24 | Pac-12 Championships                 |   | 3rd of 8        | Salt Lake City, Utah |
|          | UCLA                                 | L | 197.025-197.425 |                      |
|          | Utah                                 | L | 197.025-197.375 |                      |
|          | Stanford                             | W | 197.025-196.825 |                      |
|          | Arizona                              | W | 197.025-195.900 |                      |
|          | Arizona State                        | W | 197.025-194.550 |                      |
|          | Washington                           | W | 197.025-194.125 |                      |
|          | California                           | W | 197.025-193.525 |                      |
| April 7  | NCAA Auburn Regional                 |   | 2nd of 6        | Auburn, Ala.         |
| April 15 | NCAA Championships                   |   | 12th of 12      | Duluth, Ga.          |
|          | Team Preliminaries (evening session) |   | 6th of 6        |                      |





# YEAR-BY-YEAR RESULTS

## 2013 (20-6)

|          |                             |   |                 |                      |
|----------|-----------------------------|---|-----------------|----------------------|
| Jan. 4   | Cancun Classic              |   | 3rd of 3        | Cancun, Mexico       |
|          | Michigan                    | L | 193.600-196.575 |                      |
|          | BYU                         | L | 193.600-194.475 |                      |
| Jan. 11  | Ohio State                  | W | 195.375-195.000 | Corvallis, Ore.      |
| Jan. 19  | Utah                        |   | 2nd of 3        | Salt Lake City, Utah |
|          | Utah                        | L | 195.950-196.950 |                      |
|          | West Virginia               | W | 195.950-192.125 |                      |
|          | Southern Utah               | W | 195.950-191.050 |                      |
| Jan. 26  | Metroplex Challenge         |   | 3rd of 5        | Fort Worth, Texas    |
|          | Oklahoma                    | L | 196.825-197.275 |                      |
|          | LSU                         | L | 196.825-197.100 |                      |
|          | Georgia                     | W | 196.825-196.775 |                      |
|          | Washington                  | W | 196.825-194.875 |                      |
| Feb. 3   | California                  | W | 196.050-194.700 | Berkeley, Calif.     |
| Feb. 9   | Arizona State               | W | 196.300-195.450 | Tempe, Ariz.         |
| Feb. 16  | UCLA                        | W | 196.725-196.075 | Corvallis, Ore.      |
| Feb. 22  | Oregon State                |   | 1st of 3        | Corvallis, Ore.      |
|          | Arizona                     | W | 196.925-194.900 |                      |
|          | Seattle Pacific             | W | 196.925-191.400 |                      |
| March 1  | Stanford                    |   | 2nd of 3        | Stanford, Calif.     |
|          | Stanford                    | L | 197.175-197.200 |                      |
|          | California                  | W | 197.175-195.000 |                      |
| March 9  | Comfort Suites Invitational |   | 1st of 3        | Corvallis, Ore.      |
|          | Washington                  | W | 197.275-194.775 |                      |
|          | Sacramento State            | W | 197.275-194.675 |                      |
| March 23 | Pac-12 Championships        |   | 1st of 8        | Corvallis, Ore.      |
|          | UCLA                        | W | 197.850-197.375 |                      |
|          | Utah                        | W | 197.850-197.075 |                      |
|          | Stanford                    | W | 197.850-196.625 |                      |
|          | Washington                  | W | 197.850-195.875 |                      |
|          | Arizona                     | W | 197.850-195.525 |                      |
|          | California                  | W | 197.850-195.075 |                      |
|          | Arizona State               | W | 197.850-193.425 |                      |
| April 6  | NCAA Corvallis Regional     |   | 4th of 6        | Corvallis, Ore.      |

## 2014 (14-7)

|          |                               |          |                 |                      |
|----------|-------------------------------|----------|-----------------|----------------------|
| Jan. 11  | Ohio State                    |          | 1st of 3        | Columbus, Ohio       |
|          | Ohio State                    | W        | 195.200-194.750 |                      |
|          | Bowling Green                 | W        | 195.200-191.950 |                      |
| Jan. 19  | UCLA                          | L        | 195.625-196.425 | Los Angeles, Calif.  |
| Jan. 25  | Iowa State                    | W        | 196.425-194.850 | Corvallis, Ore.      |
| Feb. 3   | Stanford                      | W        | 197.100-195.750 | Corvallis, Ore.      |
| Feb. 8   | California                    | Canceled |                 | Corvallis, Ore.      |
| Feb. 15  | Comfort Suites Invitational   |          | 1st of 3        | Corvallis, Ore.      |
|          | Boise State                   | W        | 196.675-196.000 |                      |
|          | Utah State                    | W        | 196.675-194.025 |                      |
|          | Seattle Pacific               | W        | 196.675-192.650 |                      |
| Feb. 22  | Utah                          | L        | 196.450-197.575 | Salt Lake City, Utah |
| March 1  | Oregon State                  |          | 2nd of 3        | Corvallis, Ore.      |
|          | Nebraska                      | L        | 196.625-196.650 |                      |
|          | Arizona State                 | W        | 196.625-195.575 |                      |
| March 9  | Arizona                       | W        | 197.050-196.275 | Tucson, Ariz.        |
| March 14 | Washington                    |          | 1st of 3        | Seattle, Wash.       |
|          | Washington                    | W        | 196.250-195.375 |                      |
|          | Seattle Pacific               | W        | 196.250-193.125 |                      |
| March 22 | Pac-12 Championships          |          | 5th of 8        | Berkeley, Calif.     |
|          | Utah                          | L        | 196.275-197.925 |                      |
|          | Stanford                      | L        | 196.275-197.175 |                      |
|          | California                    | L        | 196.275-196.550 |                      |
|          | UCLA                          | L        | 196.275-196.525 |                      |
|          | Arizona                       | W        | 196.275-196.250 |                      |
|          | Arizona State                 | W        | 196.275-195.500 |                      |
|          | Washington                    | W        | 196.275-195.125 |                      |
| April 5  | NCAA University Park Regional |          | 3rd of 6        | University Park, Pa. |

## 2015 (18-9)

|          |                                      |   |                 |                      |
|----------|--------------------------------------|---|-----------------|----------------------|
| Jan. 12  | UCLA                                 | L | 195.450-196.000 | Corvallis, Ore.      |
| Jan. 18  | Iowa State                           |   | 1st of 3        | Ames, Iowa           |
|          | Iowa State                           | W | 195.975-195.950 |                      |
|          | SE Missouri State                    | W | 195.975-193.300 |                      |
| Jan. 26  | Stanford                             | L | 196.450-197.000 | Stanford, Calif.     |
| Jan. 30  | Oregon State                         |   | 2nd of 4        | Corvallis, Ore.      |
|          | Washington                           | L | 195.800-196.300 |                      |
|          | Sacramento State                     | W | 195.800-193.200 |                      |
|          | Hamline                              | W | 195.800-184.025 |                      |
| Feb. 7   | Arizona                              | W | 196.250-195.100 | Corvallis, Ore.      |
| Feb. 13  | California                           | W | 197.250-196.225 | Berkeley, Calif.     |
| Feb. 20  | Arizona State                        | W | 196.275-193.475 | Tempe, Ariz.         |
| Feb. 27  | Utah                                 | L | 195.750-196.875 | Corvallis, Ore.      |
| March 7  | Nebraska                             | L | 196.700-197.225 | Lincoln, Neb.        |
| March 14 | Oregon State                         |   | 1st of 4        | Corvallis, Ore.      |
|          | San Jose State                       | W | 197.075-194.675 |                      |
|          | Lindenwood                           | W | 197.075-194.125 |                      |
|          | Seattle Pacific                      | W | 197.075-193.225 |                      |
| March 21 | Pac-12 Championships                 |   | 4th of 8        | Salt Lake City, Utah |
|          | Utah                                 | L | 196.900-198.150 |                      |
|          | UCLA                                 | L | 196.900-197.350 |                      |
|          | Stanford                             | L | 196.900-197.175 |                      |
|          | Arizona                              | W | 196.900-196.225 |                      |
|          | California                           | W | 196.900-196.150 |                      |
|          | Washington                           | W | 196.900-196.000 |                      |
|          | Arizona State                        | W | 196.900-192.700 |                      |
| April 4  | NCAA Norman Regional                 |   | 2nd of 6        | Norman, Okla.        |
| April 17 | NCAA Championships                   |   | 12th of 12      | Fort Worth, Texas    |
|          | Team Preliminaries (evening session) |   | 6th of 6        |                      |

## 2016 (17-5-1)

|          |                      |   |                 |                      |
|----------|----------------------|---|-----------------|----------------------|
| Jan. 10  | Auburn               | L | 195.475-196.175 | Corvallis, Ore.      |
| Jan. 15  | Lindenwood           |   | 1st of 5        | St. Charles, Mo.     |
|          | Lindenwood           | W | 196.350-195.325 |                      |
|          | Bridgeport           | W | 196.350-194.150 |                      |
|          | Illinois State       | W | 196.350-190.725 |                      |
|          | Wisconsin-Eau Claire | W | 196.350-188.925 |                      |
| Jan. 23  | Utah                 | L | 195.125-196.125 | Salt Lake City, Utah |
| Jan. 30  | Arizona State        | W | 195.875-193.075 | Corvallis, Ore.      |
| Feb. 8   | Washington           | W | 195.325-192.275 | Seattle, Wash.       |
| Feb. 13  | UCLA                 | L | 196.225-197.475 | Los Angeles, Calif.  |
| Feb. 20  | California           | W | 196.850-195.350 | Corvallis, Ore.      |
| Feb. 29  | Stanford             | W | 196.325-196.250 | Corvallis, Ore.      |
| March 4  | Oregon State         |   | 1st of 3        | Corvallis, Ore.      |
|          | Seattle Pacific      | W | 196.800-193.300 |                      |
|          | Ball State           | W | 196.800-192.425 |                      |
| March 12 | Texas Woman's        |   | 2nd of 4        | Denton, Texas        |
|          | LSU                  | L | 196.550-197.825 |                      |
|          | New Hampshire        | W | 196.550-193.800 |                      |
|          | Texas Woman's        | W | 196.550-193.000 |                      |
| March 19 | Pac-12 Championships |   | t-2nd of 8      | Seattle, Wash.       |
|          | UCLA                 | L | 196.925-197.250 |                      |
|          | Utah                 | T | 196.925-196.925 |                      |
|          | California           | W | 196.925-196.725 |                      |
|          | Stanford             | W | 196.925-196.125 |                      |
|          | Arizona              | W | 196.925-195.525 |                      |
|          | Washington           | W | 196.925-195.300 |                      |
|          | Arizona State        | W | 196.925-191.725 |                      |
| April 2  | NCAA Athens Regional |   | 3rd of 6        | Athens, Ga.          |

## 2017 (17-5-1)

|          |  |   |                 |                  |
|----------|--|---|-----------------|------------------|
| Jan. 6   | Auburn                                 | W | 195.575-195.275 | Auburn, Ala.     |
| Jan. 13  | Seattle Pacific                        | W | 194.525-189.425 | Seattle, Wash.   |
| Jan. 21  | Oregon State                           |   | 1st of 3        | Corvallis, Ore.  |
|          | Northern Illinois                      | W | 196.900-192.850 |                  |
|          | Seattle Pacific                        | W | 196.900-189.700 |                  |
| Jan. 28  | UCLA                                   | L | 196.700-197.325 | Corvallis, Ore.  |
| Feb. 4   | Arizona                                | W | 196.200-195.375 | Tucson, Ariz.    |
| Feb. 11  | Utah                                   | W | 196.550-196.525 | Corvallis, Ore.  |
| Feb. 18  | California                             | L | 196.825-197.075 | Berkeley, Calif. |
| Feb. 24  | Stanford                               | W | 197.125-196.250 | Stanford, Calif. |
| March 4  | Washington                             | W | 197.325-196.450 | Corvallis, Ore.  |
| March 11 | Illinois-Chicago                       | W | 197.475-193.550 | Corvallis, Ore.  |
| March 18 | Pac-12 Championships                   |   | 2nd of 8        | Stanford, Calif. |
|          | Utah                                   | L | 197.400-197.925 |                  |
|          | UCLA                                   | W | 197.400-197.100 |                  |
|          | Washington                             | W | 197.400-197.100 |                  |
|          | Stanford                               | W | 197.400-196.625 |                  |
|          | California                             | W | 197.400-196.300 |                  |
|          | Arizona                                | W | 197.400-196.275 |                  |
|          | Arizona State                          | W | 197.400-195.600 |                  |
| April 1  | NCAA Champaign Regional                |   | 2nd of 6        | Champaign, Ill.  |
| April 17 | NCAA Championships                     |   | 11th of 12      | St. Louis, Mo.   |
|          | Team Preliminaries (afternoon session) |   | 6th of 6        |                  |



## YEAR-BY-YEAR RESULTS

## 2018 (12-12)

|          |                              |   |                 |                           |
|----------|------------------------------|---|-----------------|---------------------------|
| Jan. 13  | Pittsburgh                   | W | 194.850-194.125 | Pittsburgh, Pa.           |
| Jan. 19  | Utah                         | L | 196.300-197.450 | Salt Lake City, Utah      |
| Jan. 27  | Stanford                     | W | 196.975-195.550 | Corvallis, Ore.           |
| Feb. 3   | Arizona State                | W | 196.725-195.050 | Corvallis, Ore.           |
| Feb. 10  | Washington                   | L | 196.500-197.000 | Seattle, Wash.            |
| Feb. 17  | Arizona                      | W | 197.300-145.375 | Corvallis, Ore.           |
| Feb. 25  | UCLA                         | L | 196.525-198.075 | Los Angeles, Calif.       |
| March 5  | BYU                          | W | 196.975-196.375 | Corvallis, Ore.           |
| March 10 | Michigan State               | W | 196.800-191.350 | Corvallis, Ore.           |
| March 16 | <b>Sacramento State</b>      |   | <b>1st of 4</b> | <b>Sacramento, Calif.</b> |
|          | Arizona State                | W | 196.850-195.900 |                           |
|          | Sacramento State             | W | 196.850-195.275 |                           |
|          | UC Davis                     | W | 196.850-194.475 |                           |
| March 24 | <b>Pac-12 Championships</b>  |   | <b>5th of 8</b> | <b>Tucson, Ariz.</b>      |
|          | UCLA                         | L | 196.575-197.500 |                           |
|          | Utah                         | L | 196.575-197.350 |                           |
|          | California                   | L | 196.575-196.950 |                           |
|          | Washington                   | L | 196.575-196.750 |                           |
|          | Arizona State                | W | 196.575-196.425 |                           |
|          | Stanford                     | W | 196.575-196.350 |                           |
|          | Arizona                      | W | 196.575-195.825 |                           |
| April 7  | <b>NCAA Raleigh Regional</b> |   | <b>6th of 6</b> | <b>Raleigh, N.C.</b>      |

## 2019 (22-9)

|           |  |   |                                    |                               |
|-----------|--|---|------------------------------------|-------------------------------|
| Jan. 13   | <b>Illinois</b>  |   | <b>1st of 4</b>                    | <b>Champaign, Ill.</b>        |
|           | Illinois   | W | 195.225-195.175                    |                               |
|           | Kentucky   | W | 195.225-195.100                    |                               |
|           | Lindenwood   | W | 195.225-192.525                    |                               |
| Jan. 19   | Utah   | L | 195.450-197.150                    | Corvallis, Ore.               |
| Jan. 26   | Washington   | W | 196.100-195.900                    | Seattle, Wash.                |
| Feb. 2    | UCLA   | L | 197.450-197.900                    | Corvallis, Ore.               |
| Feb. 8    | Arizona  | W | 196.350-195.475                    | Tucson, Ariz.                 |
| Feb. 17   | California   | W | 196.950-196.150                    | Corvallis, Ore.               |
| Feb. 22   | Arizona State  | W | 196.650-196.625                    | Tempe, Ariz.                  |
| March 1   | <b>Oregon State</b>                                    |   | <b>1st of 3</b>                    | <b>Corvallis, Ore.</b>        |
|           | Alaska Anchorage                                       | W | 195.825-193.450                    |                               |
|           | Bowling Green  | W | 195.825-189.500                    |                               |
| March 8   | LSU  | L | 196.375-198.150                    | Baton Rouge, La.              |
| March 15  | <b>Oregon State</b>                                    |   | <b>1st of 4</b>                    | <b>Corvallis, Ore.</b>        |
|           | Iowa   | W | 196.550-195.425                    |                               |
|           | North Carolina   | W | 196.550-191.750                    |                               |
|           | Seattle Pacific  | W | 196.550-190.625                    |                               |
| March 23  | <b>Pac-12 Championships</b>                            |   | <b>3rd of 8</b>                    | <b>West Valley City, Utah</b> |
|           | UCLA   | L | 196.600-198.400                    |                               |
|           | Utah   | L | 196.600-198.025                    |                               |
|           | California   | W | 196.600-196.575                    |                               |
|           | Arizona State  | W | 196.600-196.400                    |                               |
|           | Washington   | W | 196.600-196.175                    |                               |
|           | Stanford   | W | 196.600-195.925                    |                               |
|           | Arizona  | W | 196.600-193.900                    |                               |
| April 4-6 | <b>NCAA Corvallis Regional</b>                         |   | <b>2nd of 9</b>                    | <b>Corvallis, Ore.</b>        |
| April 19  | <b>NCAA Championships Semifinals (evening session)</b> |   | <b>6th of 8</b><br><b>3rd of 4</b> | <b>Fort Worth, Texas</b>      |

## 2020 (8-7)

|           |                                      |   |                 |                               |
|-----------|--------------------------------------|---|-----------------|-------------------------------|
| Jan. 3    | <b>Critique Classic Invitational</b> |   | <b>2nd of 4</b> | <b>Lake Buena Vista, Fla.</b> |
|           | Georgia                              | L | 194.450-195.100 |                               |
|           | Iowa                                 | W | 194.450-192.700 |                               |
|           | Bridgeport                           | W | 194.450-189.300 |                               |
| Jan. 11   | <b>Oregon State</b>                  |   | <b>1st of 3</b> | <b>Corvallis, Ore.</b>        |
|           | Seattle Pacific                      |   | 195.325-189.525 |                               |
|           | Centenary                            |   | 195.325-182.625 |                               |
| Jan. 17   | <b>Sacramento State</b>              |   | <b>2nd of 3</b> | <b>Sacramento, Calif.</b>     |
|           | Arizona                              | L | 194.875-195.425 |                               |
|           | Sacramento State                     |   | 194.875-191.725 |                               |
| Jan. 22   | Arizona                              | W | 196.400-196.150 | Tucson, Ariz.                 |
| Feb. 2    | Stanford                             | W | 196.825-194.575 | Corvallis, Ore.               |
| Feb. 8    | <b>Oregon State</b>                  |   | <b>2nd of 3</b> | <b>Corvallis, Ore.</b>        |
|           | LSU                                  | L | 196.700-196.800 |                               |
|           | Arizona State                        | W | 196.700-195.600 |                               |
| Feb. 15   | Utah                                 | L | 196.275-197.100 | Salt Lake City, Utah          |
| Feb. 22   | California                           | L | 196.600-197.125 | Berkeley, Calif.              |
| Feb. 29   | UCLA                                 | L | 196.825-197.250 | Corvallis, Ore.               |
| March 6   | Washington                           | L | 196.750-197.250 | Corvallis, Ore.               |
| March 14  | Illinois                             |   | Canceled        | Corvallis, Ore.               |
| March 21  | <b>Pac-12 Championships</b>          |   | <b>Canceled</b> | <b>West Valley City, Utah</b> |
| April 2-4 | <b>NCAA Regional Championships</b>   |   | <b>Canceled</b> |                               |

## 2021 (6-12)

|         |  |          |                               |                               |
|---------|--|----------|-------------------------------|-------------------------------|
| Jan. 15 | Boise State  | L        | 191.950-194.300               | Corvallis, Ore.               |
| Jan. 23 | Washington   | W        | 194.925-192.875               | Corvallis, Ore.               |
| Jan. 29 | Arizona State                                      | L        | 195.850-196.22                | Tempe, Ariz.                  |
| Feb. 8  | Washington   | W        | 195.250-194.050               | Seattle, Wash.                |
| Feb. 13 | Arizona  | Canceled |                               |                               |
| Feb. 21 | California   | L        | 196.200-197.425               | Corvallis, Ore.               |
| Feb. 27 | UCLA   | L        | 196.500-197.025               | Los Angeles, Calif.           |
| Mar. 5  | Utah   | L        | 196.425-197.575               | Corvallis, Ore.               |
| Mar. 14 | Stanford   | W        | 196.550-194.025               | Stanford, Calif.              |
| Mar. 20 | <b>Pac-12 Championships</b>                        |          | <b>5th of 8</b>               | <b>West Valley City, Utah</b> |
|         | Utah   | L        | 197.725-195.625               |                               |
|         | California   | L        | 197.375-195.625               |                               |
|         | UCLA   | L        | 196.725-195.625               |                               |
|         | Arizona State                                      | L        | 196.375-195.625               |                               |
|         | Arizona  | W        | 195.625-195.400               |                               |
|         | Stanford   | W        | 195.625-195.175               |                               |
|         | Washington   | W        | 195.625-194.400               |                               |
| Apr. 2  | <b>NCAA Athens Regional Semifinal - Session #1</b> |          | <b>4th of 4</b>               | <b>Athens, Ga.</b>            |
| Apr. 16 | <b>NCAA Championships</b>                          |          | <b>1 Individual Qualifier</b> | <b>Forth Worth, Texas</b>     |



## POSTSEASON RESULTS

|             |                                |               |               |                      |
|-------------|--------------------------------|---------------|---------------|----------------------|
| <b>1975</b> | NWSA Regionals                 | 6th           | 88.00         |                      |
| <b>1976</b> | NCWSA Regionals                | 4th           | 90.65         |                      |
| <b>1977</b> | March 12 NCWSA Regionals       | 3rd<br>130.15 |               | Missoula, Mont.      |
| <b>1978</b> | March 10-11 NCWSA Regionals    | 2nd of 15     |               | Cheney, Wash.        |
|             | Washington                     | L             | 132.25-132.30 |                      |
|             | Eastern Washington             | W             | 132.25-129.55 |                      |
|             | Oregon                         | W             | 132.25-121.85 |                      |
|             | Montana                        | W             | 132.25-121.10 |                      |
|             | Portland State                 | W             | 132.25-120.20 |                      |
|             | Boise State                    | W             | 132.25-117.35 |                      |
|             | Seattle Pacific                | W             | 132.25-111.20 |                      |
|             | Spokane CC                     | W             | 132.25-111.10 |                      |
|             | Eastern Montana                | W             | 132.25-100.50 |                      |
|             | Idaho                          | W             | 132.25-95.65  |                      |
|             | Washington State               | W             | 132.25-89.60  |                      |
|             | Seattle University             | W             | 132.25-67.15  |                      |
|             | Montana State                  | W             | 132.25-64.05  |                      |
|             | Oregon Coll. of Educ.          | W             | 132.25-61.20  |                      |
| <b>1979</b> | March 9-10 NCWSA Regionals     | 1st of 10     |               | Corvallis, Ore.      |
|             | Oregon                         | W             | 135.70-129.85 |                      |
|             | Washington                     | W             | 135.70-121.05 |                      |
|             | Boise State                    | W             | 135.70-121.05 |                      |
|             | Portland State                 | W             | 135.70-119.75 |                      |
|             | Spokane CC                     | W             | 135.70-119.75 |                      |
|             | Washington State               | W             | 135.70-118.35 |                      |
|             | Montana State                  | W             | 135.70-117.05 |                      |
|             | Eastern Washington             | W             | 135.70-114.85 |                      |
|             | Montana                        | W             | 135.70-114.40 |                      |
|             | Seattle Pacific                | W             | 135.70-101.80 |                      |
|             | Idaho                          | W             | 135.70-98.85  |                      |
|             | Oregon Coll. of Educ.          | W             | 135.70-98.50  |                      |
|             | Seattle University             | W             | 135.70-97.60  |                      |
| <b>1979</b> | March 30-31 AIAW Nationals     | 7th of 10     |               | University Park, Pa. |
|             | Cal State Fullerton            | L             | 134.55-143.80 |                      |
|             | Penn State                     | L             | 134.55-143.70 |                      |
|             | Clarion                        | L             | 134.55-141.75 |                      |
|             | Utah                           | L             | 134.55-138.10 |                      |
|             | SW Missouri State              | L             | 134.55-137.70 |                      |
|             | USC                            | L             | 134.55-135.25 |                      |
|             | Louisville                     | W             | 134.55-133.90 |                      |
|             | Pittsburgh                     | W             | 134.55-133.85 |                      |
|             | Utah State                     | W             | 134.55-133.70 |                      |
| <b>1980</b> | March 22 NCWSA Region 9 Meet   | 1st of 6      |               | Spokane, Wash.       |
|             | Oregon                         | W             | 141.80-137.15 |                      |
|             | Washington                     | W             | 141.80-134.60 |                      |
|             | Washington State               | W             | 141.80-131.20 |                      |
|             | Montana State                  | W             | 141.80-129.00 |                      |
|             | Montana                        | W             | 141.80-120.90 |                      |
| <b>1980</b> | April 5-6 AIAW Nationals       | 4th of 10     |               | Salt Lake City, Utah |
|             | Penn State                     | L             | 140.15-145.00 |                      |
|             | Utah                           | L             | 140.15-144.15 |                      |
|             | Cal State Fullerton            | L             | 140.15-143.65 |                      |
|             | UCLA                           | W             | 140.15-138.85 |                      |
|             | Louisiana State                | W             | 140.15-137.90 |                      |
|             | Brigham Young                  | W             | 140.15-137.50 |                      |
|             | Louisville                     | W             | 140.15-137.40 |                      |
|             | Arizona State                  | W             | 140.15-136.95 |                      |
|             | Jacksonville State             | W             | 140.15-135.15 |                      |
| <b>1981</b> | March 27 NCSWA Regional 9 Meet | 1st of 6      |               | Pullman, Wash.       |
|             | Washington                     | W             | 147.45-138.75 |                      |
|             | Washington State               | W             | 147.45-137.05 |                      |
|             | Oregon                         | W             | 147.45-135.40 |                      |
|             | Montana State                  | W             | 147.45-130.85 |                      |
|             | Montana                        | W             | 147.45-129.50 |                      |
| <b>1981</b> | April 25 AIAW Nationals        | 4th of 10     |               | Salt Lake City, Utah |
|             | Utah                           | L             | 141.15-145.65 |                      |
|             | UCLA                           | L             | 141.15-144.10 |                      |
|             | Cal State Fullerton            | L             | 141.15-141.95 |                      |
|             | Penn State                     | L             | 141.15-141.80 |                      |
|             | Arizona State                  | L             | 141.15-141.60 |                      |
|             | Florida                        | L             | 141.15-141.35 |                      |
|             | Oklahoma State                 | W             | 141.15-138.45 |                      |
|             | USC                            | W             | 141.15-137.00 |                      |
|             | Brigham Young                  | W             | 141.15-136.00 |                      |
| <b>1982</b> | March 12-13 NCAA Regionals     | 1st of 4      |               | Corvallis, Ore.      |
|             | Utah                           | W             | 146.10-145.20 |                      |
|             | Washington                     | W             | 146.10-138.85 |                      |
|             | Oregon                         | W             | 146.10-134.95 |                      |
| <b>1982</b> | March 26-27 NCAA Championships | 4th of 10     |               | Salt Lake City, Utah |
|             | Utah                           | L             | 143.00-148.60 |                      |
|             | Cal State Fullerton            | L             | 143.00-144.15 |                      |
|             | Penn State                     | L             | 143.00-143.10 |                      |
|             | Arizona State                  | W             | 143.00-142.95 |                      |
|             | UCLA                           | W             | 143.00-142.40 |                      |
|             | Florida                        | W             | 143.00-140.90 |                      |
|             | Nebraska                       | W             | 143.00-138.10 |                      |
|             | Oklahoma State                 | W             | 143.00-137.20 |                      |
|             | Michigan                       | W             | 143.00-136.90 |                      |
| <b>1983</b> | March 26 NCAA West Regional    | 3rd of 7      |               | Fullerton, Calif.    |
|             | Cal State Fullerton            | L             | 179.80-187.90 |                      |
|             | UCLA                           | L             | 179.80-182.95 |                      |
|             | USC                            | W             | 179.80-177.85 |                      |
|             | Washington                     | W             | 179.80-176.10 |                      |
|             | San Diego State                | W             | 179.80-174.45 |                      |
|             | California                     | W             | 179.80-174.00 |                      |
| <b>1983</b> | April 8-9 NCAA Championships   | 9th of 10     |               | Salt Lake City, Utah |
|             | Utah                           | L             | 173.55-184.65 |                      |
|             | Arizona State                  | L             | 173.55-183.30 |                      |
|             | Cal State Fullerton            | L             | 173.55-179.25 |                      |
|             | Alabama                        | L             | 173.55-179.05 |                      |
|             | Florida                        | L             | 173.55-177.85 |                      |
|             | UCLA                           | L             | 173.55-177.80 |                      |
|             | Louisiana State                | L             | 173.55-177.80 |                      |
|             | Ohio State                     | L             | 173.55-176.65 |                      |
|             | Nebraska                       | W             | 173.55-165.55 |                      |
| <b>1984</b> | March 24 NCAA West Regional    | 4th of 6      |               | Fullerton, Calif.    |
|             | Cal State Fullerton            | L             | 179.95-187.30 |                      |
|             | UCLA                           | L             | 179.95-183.45 |                      |
|             | Washington                     | L             | 179.95-181.75 |                      |
|             | California                     | W             | 179.95-179.45 |                      |
|             | Stanford                       | W             | 179.95-176.80 |                      |
| <b>1985</b> | March 30 NCAA West Regional    | 2nd of 6      |               | Corvallis, Ore.      |
|             | Cal State Fullerton            | L             | 184.45-185.35 |                      |
|             | Washington                     | W             | 184.45-182.40 |                      |
|             | UCLA                           | W             | 184.45-177.60 |                      |
|             | Stanford                       | W             | 184.45-177.15 |                      |
|             | Washington State               | W             | 184.45-174.95 |                      |
| <b>1985</b> | April 12-13 NCAA Championships | 6th of 10     |               | Salt Lake City, Utah |
|             | Utah                           | L             | 183.15-188.35 |                      |
|             | Arizona State                  | L             | 183.15-186.30 |                      |
|             | Florida                        | L             | 183.15-184.30 |                      |
|             | Alabama                        | L             | 183.15-184.05 |                      |
|             | Cal State Fullerton            | L             | 183.15-183.50 |                      |
|             | Georgia                        | W             | 183.15-180.50 |                      |
|             | Ohio State                     | W             | 183.15-179.75 |                      |
|             | Penn State                     | W             | 183.15-179.00 |                      |
|             | Oklahoma                       | W             | 183.15-176.90 |                      |



## POSTSEASON RESULTS

|             |                        |   |                 |                     |  |
|-------------|------------------------|---|-----------------|---------------------|--|
| <b>1986</b> |                        |   |                 |                     |  |
| April 5     | NCAA Regionals         |   | 3rd of 6        | Corvallis           |  |
|             | Cal State Fullerton    | L | 185.70-188.45   |                     |  |
|             | UCLA                   | L | 185.70-186.75   |                     |  |
|             | Washington             | W | 185.70-183.30   |                     |  |
|             | Stanford               | W | 185.70-181.50   |                     |  |
|             | California             | W | 185.70-181.00   |                     |  |
| <b>1987</b> |                        |   |                 |                     |  |
| April 11    | NCAA Western Regional  |   | 3rd of 7        | Seattle             |  |
|             | UCLA                   | L | 186.35-190.75   |                     |  |
|             | Washington             | L | 186.35-187.35   |                     |  |
|             | Stanford               | W | 186.35-183.80   |                     |  |
|             | Cal State Fullerton    | W | 186.35-180.65   |                     |  |
|             | California             | W | 186.35-178.15   |                     |  |
|             | Boise State            | W | 186.35-178.05   |                     |  |
| April 24-25 | NCAA Championships     |   | 12th of 12      | Salt Lake City      |  |
|             | Georgia                | L | 174.50-187.90   |                     |  |
|             | Utah                   | L | 174.50-187.55   |                     |  |
|             | UCLA                   | L | 174.50-187.00   |                     |  |
|             | Alabama                | L | 174.50-186.60   |                     |  |
|             | Arizona State          | L | 174.50-184.00   |                     |  |
|             | Florida                | L | 174.50-183.80   |                     |  |
|             | Louisiana State        | L | 174.50-181.50   |                     |  |
|             | Ohio State             | L | 174.50-180.20   |                     |  |
|             | Washington             | L | 174.50-179.85   |                     |  |
|             | Nebraska               | L | 174.50-179.50   |                     |  |
|             | Arizona                | L | 174.50-179.45   |                     |  |
| <b>1988</b> |                        |   |                 |                     |  |
| April 9     | NCAA West Regionals    |   | 1st of 7        | Corvallis           |  |
|             | UCLA                   | W | 188.55-187.20   |                     |  |
|             | Washington             | W | 188.55-186.05   |                     |  |
|             | Cal State Fullerton    | W | 188.55-185.70   |                     |  |
|             | Stanford               | W | 188.55-182.95   |                     |  |
|             | Seattle Pacific        | W | 188.55-178.50   |                     |  |
|             | Boise State            | W | 188.55-177.30   |                     |  |
| April 22-23 | NCAA Championships     |   | 7th of 12       | Salt Lake City      |  |
|             | Alabama                | L | 186.50-190.05   |                     |  |
|             | Utah                   | L | 186.50-189.55   |                     |  |
|             | UCLA                   | L | 186.50-188.80   |                     |  |
|             | Louisiana State        | L | 186.50-187.90   |                     |  |
|             | Georgia                | L | 186.50-186.80   |                     |  |
|             | Florida                | L | 186.50-186.65   |                     |  |
|             | Arizona State          | W | 186.50-185.10   |                     |  |
|             | Arizona                | W | 186.50-184.00   |                     |  |
|             | Nebraska               | W | 186.50-183.55   |                     |  |
|             | Penn State             | W | 186.50-179.70   |                     |  |
|             | Michigan State         | W | 186.50-178.80   |                     |  |
| <b>1989</b> |                        |   |                 |                     |  |
| April 1     | NCAA Western Regionals |   | 3rd of 7        | Fullerton, Calif.   |  |
|             | UCLA                   | L | 190.85-193.25   |                     |  |
|             | Cal State Fullerton    | L | 190.85-191.85   |                     |  |
|             | Washington             | W | 190.85-187.70   |                     |  |
|             | Boise State            | W | 190.85-186.15   |                     |  |
|             | Stanford               | W | 190.85-185.60   |                     |  |
|             | California             | W | 190.85-183.30   |                     |  |
| April 14-15 | NCAA Championships     |   | 7th of 12       | Athens, Ga.         |  |
|             | Georgia                | L | 187.90-192.65   |                     |  |
|             | UCLA                   | L | 187.90-192.60   |                     |  |
|             | Alabama                | L | 187.90-192.10   |                     |  |
|             | Nebraska               | L | 187.90-190.80   |                     |  |
|             | Utah                   | L | 187.90-190.20   |                     |  |
|             | Cal State Fullerton    | L | 187.90-189.45   |                     |  |
|             | Arizona State          | T | 187.90-187.90   |                     |  |
|             | Oklahoma               | W | 187.90-187.05   |                     |  |
|             | Florida                | W | 187.90-187.00   |                     |  |
|             | Arizona                | W | 187.90-186.50   |                     |  |
|             | Ohio State             | W | 187.90-186.40   |                     |  |
| <b>1990</b> |                        |   |                 |                     |  |
| April 7     | NCAA West Regionals    |   | 3rd of 7        | Los Angeles, Calif. |  |
|             | UCLA                   | L | 189.700-192.150 |                     |  |
|             | Cal State Fullerton    | L | 189.700-191.700 |                     |  |
|             | Washington             | W | 189.700-187.475 |                     |  |
|             | California             | W | 189.700-185.900 |                     |  |
|             | Stanford               | W | 189.700-185.900 |                     |  |
|             | Boise State            | W | 189.700-185.375 |                     |  |
| April 20-21 | NCAA Championships     |   | 7th of 12       | Corvallis, Ore.     |  |
|             | Utah                   | L | 189.950-194.900 |                     |  |
|             | Alabama                | L | 189.950-194.575 |                     |  |
|             | Georgia                | L | 189.950-193.225 |                     |  |
|             | UCLA                   | L | 189.950-193.100 |                     |  |
|             | Nebraska               | L | 189.950-192.225 |                     |  |
|             | Louisiana State        | L | 189.950-192.100 |                     |  |
|             | Cal State Fullerton    | W | 189.950-189.700 |                     |  |
|             | Towson State           | W | 189.950-187.975 |                     |  |
|             | Arizona                | W | 189.950-187.175 |                     |  |
|             | Florida                | W | 189.950-187.175 |                     |  |
|             | Ohio State             | W | 189.950-183.650 |                     |  |
| <b>1991</b> |                        |   |                 |                     |  |
| April 6     | NCAA West Regionals    |   | 1st of 7        | Corvallis, Ore.     |  |
|             | California             | W | 194.950-190.550 |                     |  |
|             | Washington             | W | 194.950-190.225 |                     |  |
|             | UCLA                   | W | 194.950-189.775 |                     |  |
|             | Cal State Fullerton    | W | 194.950-188.200 |                     |  |
|             | Stanford               | W | 194.950-187.750 |                     |  |
|             | Boise State            | W | 194.950-185.700 |                     |  |
| April 19    | NCAA Championships     |   | 4th of 12       | Tuscaloosa, Ala.    |  |
|             | Alabama                | L | 192.350-195.125 |                     |  |
|             | Utah                   | L | 192.350-194.375 |                     |  |
|             | Georgia                | L | 192.350-193.375 |                     |  |
|             | Penn State             | W | 192.350-190.950 |                     |  |
|             | Florida                | W | 192.350-189.700 |                     |  |
|             | Louisiana State        | W | 192.350-188.600 |                     |  |
|             | Brigham Young          | W | 192.350-187.700 |                     |  |
|             | Arizona State          | W | 192.350-187.650 |                     |  |
|             | Auburn                 | W | 192.350-187.650 |                     |  |
|             | Arizona                | W | 192.350-187.475 |                     |  |
|             | Utah State             | W | 192.350-185.950 |                     |  |
| <b>1992</b> |                        |   |                 |                     |  |
| April 11    | NCAA Regionals         |   | 1st of 7        | Berkeley, Calif.    |  |
|             | UCLA                   | W | 193.775-192.725 |                     |  |
|             | California             | W | 193.775-192.100 |                     |  |
|             | Stanford               | W | 193.775-191.250 |                     |  |
|             | Boise State            | W | 193.775-188.775 |                     |  |
|             | UC Santa Barbara       | W | 193.775-187.100 |                     |  |
|             | Washington             | W | 193.775-186.525 |                     |  |
| April 24-25 | NCAA Championships     |   | 6th of 12       | Minneapolis, Minn.  |  |
|             | Utah                   | L | 191.375-195.650 |                     |  |
|             | Georgia                | L | 191.375-194.600 |                     |  |
|             | Alabama                | L | 191.375-193.350 |                     |  |
|             | Penn State             | L | 191.375-192.700 |                     |  |
|             | Arizona                | L | 191.375-191.950 |                     |  |
|             | Arizona State          | W | 191.375-191.000 |                     |  |
|             | California             | W | 191.375-190.700 |                     |  |
|             | UCLA                   | W | 191.375-189.900 |                     |  |
|             | Stanford               | W | 191.375-189.100 |                     |  |
|             | Florida                | W | 191.375-188.700 |                     |  |
|             | Brigham Young          | W | 191.375-187.700 |                     |  |
| <b>1993</b> |                        |   |                 |                     |  |
| April 3     | NCAA West Regionals    |   | 2nd of 7        | Corvallis, Ore.     |  |
|             | UCLA                   | L | 193.775-194.100 |                     |  |
|             | Stanford               | W | 193.775-191.875 |                     |  |
|             | Boise State            | W | 193.775-190.825 |                     |  |
|             | Cal State Fullerton    | W | 193.775-190.425 |                     |  |
|             | Washington             | W | 193.775-189.800 |                     |  |
|             | UC Santa Barbara       | W | 193.775-187.250 |                     |  |
| April 15-16 | NCAA Championships     |   | t7th of 12      | Corvallis, Ore.     |  |
|             | Georgia                | L | 193.425-196.400 |                     |  |
|             | Utah                   | L | 193.425-196.325 |                     |  |
|             | Alabama                | L | 193.425-195.275 |                     |  |
|             | UCLA                   | L | 193.425-194.125 |                     |  |
|             | Arizona                | L | 193.425-194.025 |                     |  |
|             | Auburn                 | L | 193.425-193.775 |                     |  |
|             | Louisiana State        | T | 193.425-193.425 |                     |  |
|             | Michigan               | W | 193.425-193.125 |                     |  |
|             | Florida                | W | 193.425-192.950 |                     |  |
|             | Penn State             | W | 193.425-192.700 |                     |  |
|             | Arizona State          | W | 193.425-192.175 |                     |  |





## POSTSEASON RESULTS

|             |  |                         |                      |
|-------------|--|-------------------------|----------------------|
| <b>1994</b> |  |                         |                      |
| April 9     | NCAA West Regionals                    | 2nd of 7                | Boise, Idaho         |
|             | UCLA                                   | L                       | 193.550-194.300      |
|             | Washington                             | W                       | 193.550-191.550      |
|             | Cal State Fullerton                    | W                       | 193.550-191.275      |
|             | California                             | W                       | 193.550-190.025      |
|             | Boise State                            | W                       | 193.550-189.450      |
|             | Stanford                               | W                       | 193.550-188.775      |
| April 21-23 | NCAA Nationals                         | 7th of 12               | Salt Lake City, Utah |
|             | Alabama                                | L                       | 193.625-196.300      |
|             | Georgia                                | L                       | 193.625-195.050      |
|             | Utah                                   | L                       | 193.625-194.925      |
|             | Florida                                | L                       | 193.625-194.250      |
|             | UCLA                                   | L                       | 193.625-193.700      |
|             | Michigan                               | W                       | 193.625-193.475      |
|             | Louisiana State                        | W                       | 193.625-193.225      |
|             | Brigham Young                          | W                       | 193.625-192.325      |
|             | Arizona State                          | W                       | 193.625-190.825      |
|             | Washington                             | W                       | 193.625-190.525      |
|             | New Hampshire                          | W                       | 193.625-188.450      |
| <b>1995</b> |  |                         |                      |
| April 8     | NCAA West Regionals                    | 2nd of 7                | Corvallis, Ore.      |
|             | UCLA                                   | L                       | 194.925-195.95       |
|             | Stanford                               | W                       | 194.925-192.575      |
|             | Washington                             | W                       | 194.925-192.400      |
|             | California                             | W                       | 194.925-191.650      |
|             | Cal State Fullerton                    | W                       | 194.925-191.150      |
|             | Boise State                            | W                       | 194.925-191.075      |
| April 20-22 | NCAA Championships                     | 6th of 12               | Athens, Ga.          |
|             | Team Preliminaries (evening session)   | 5th of 12               |                      |
|             | UCLA                                   | L                       | 195.500-196.375      |
|             | Alabama                                | L                       | 195.500-195.600      |
|             | Florida                                | W                       | 195.500-195.425      |
|             | Penn State                             | W                       | 195.500-194.150      |
|             | Brigham Young                          | W                       | 195.500-191.925      |
|             | Super Six                              | 6th of 6                |                      |
|             | Utah                                   | L                       | 194.850-196.650      |
|             | Alabama                                | L                       | 194.850-196.425      |
|             | Michigan                               | L                       | 194.850-196.425      |
|             | UCLA                                   | L                       | 194.850-196.150      |
|             | Georgia                                | L                       | 194.850-196.075      |
| <b>1996</b> |  |                         |                      |
| April 13    | NCAA West Regionals                    | 2nd of 7                | Los Angeles, Calif.  |
|             | UCLA                                   | L                       | 195.000-195.450      |
|             | Stanford                               | W                       | 195.000-194.700      |
|             | Washington                             | W                       | 195.000-193.350      |
|             | Boise State                            | W                       | 195.000-192.250      |
|             | Cal State Fullerton                    | W                       | 195.000-191.475      |
|             | California                             | W                       | 195.000-192.375      |
| April 25-26 | NCAA Championships                     | 5th of 12               | Tuscaloosa, Ala.     |
|             | Team Preliminaries (evening session)   | 3rd of 6                |                      |
|             | Alabama                                | L                       | 195.700-196.325      |
|             | Utah                                   | L                       | 195.700-196.000      |
|             | Arizona                                | W                       | 195.700-195.125      |
|             | Florida                                | W                       | 195.700-194.825      |
|             | Stanford                               | W                       | 195.700-194.025      |
|             | Super Six                              | 5th of 6                |                      |
|             | Alabama                                | L                       | 196.525-198.025      |
|             | UCLA                                   | L                       | 196.525-197.425      |
|             | Georgia                                | L                       | 196.525-196.775      |
|             | Utah                                   | L                       | 196.525-196.775      |
|             | Michigan                               | W                       | 196.525-196.375      |
| <b>1997</b> |  |                         |                      |
| April 5     | NCAA West Regional                     | 3rd of 7                | Boise, Idaho         |
|             | UCLA                                   | L                       | 195.075-196.300      |
|             | Washington                             | L                       | 195.075-195.725      |
|             | Boise State                            | W                       | 195.075-194.750      |
|             | Stanford                               | W                       | 195.075-193.950      |
|             | California                             | W                       | 195.075-193.050      |
|             | Cal State Fullerton                    | W                       | 195.075-190.075      |
| <b>1998</b> |  |                         |                      |
| April 4     | NCAA West Regional                     | 5th of 7                | Seattle, Wash.       |
|             | Washington                             | L                       | 193.250-196.150      |
|             | UCLA                                   | L                       | 193.250-195.100      |
|             | Stanford                               | L                       | 193.250-194.625      |
|             | Boise State                            | L                       | 193.250-193.925      |
|             | California                             | W                       | 193.250-190.600      |
|             | UC Davis                               | W                       | 193.250-187.875      |
| April 16-18 | NCAA Championships                     | 2 individual qualifiers | Los Angeles, Calif.  |
| <b>1999</b> |  |                         |                      |
| April 10    | NCAA West Regional                     | 3rd of 6                | Corvallis, Ore.      |
|             | UCLA                                   | L                       | 194.875-197.025      |
|             | Utah                                   | L                       | 194.875-196.425      |
|             | Washington                             | W                       | 194.875-193.425      |
|             | Boise State                            | W                       | 194.875-192.475      |
|             | Sacramento State                       | W                       | 194.875-190.275      |
| April 22-24 | NCAA Championships                     | 2 individual qualifiers | Salt Lake City, Utah |
| <b>2000</b> |  |                         |                      |
| April 1     | NCAA West Regional                     | 2nd of 6                | Corvallis, Ore.      |
|             | UCLA                                   | L                       | 196.175-197.025      |
|             | Stanford                               | W                       | 196.175-195.975      |
|             | Washington                             | W                       | 196.175-195.250      |
|             | Boise State                            | W                       | 196.175-193.650      |
|             | Oklahoma                               | W                       | 196.175-193.000      |
| April 13-15 | NCAA Championships                     | 10th of 12              | Boise, Idaho         |
|             | Team Preliminaries (afternoon session) | 5th of 6                |                      |
|             | Georgia                                | L                       | 194.750-196.775      |
|             | Utah                                   | L                       | 194.750-196.125      |
|             | Alabama                                | L                       | 194.750-196.075      |
|             | Louisiana State                        | L                       | 194.750-194.950      |
|             | Brigham Young                          | W                       | 194.750-194.500      |
| <b>2001</b> |  |                         |                      |
| April 7     | NCAA West Regional                     | 2nd of 6                | Los Angeles, Calif.  |
|             | UCLA                                   | L                       | 194.075-197.775      |
|             | Brigham Young                          | W                       | 194.075-193.050      |
|             | California                             | W                       | 194.075-192.175      |
|             | Boise State                            | W                       | 194.075-192.175      |
|             | Cal State Fullerton                    | W                       | 194.075-189.800      |
| April 17    | NCAA Championships                     | 11th of 12              | Athens, Ga.          |
|             | Team Preliminaries (afternoon session) | 6th of 6                |                      |
|             | UCLA                                   | L                       | 193.775-197.625      |
|             | Michigan                               | L                       | 193.775-196.525      |
|             | Alabama                                | L                       | 193.775-196.375      |
|             | Florida                                | L                       | 193.775-195.825      |
|             | Oklahoma                               | L                       | 193.775-193.825      |
| <b>2002</b> |  |                         |                      |
| April 6     | NCAA West Regional                     | 2nd of 6                | Corvallis, Ore.      |
|             | Utah                                   | L                       | 196.800-197.100      |
|             | Oklahoma                               | W                       | 196.800-196.625      |
|             | Washington                             | W                       | 196.800-194.800      |
|             | Boise State                            | W                       | 196.800-194.550      |
|             | Southern Utah                          | W                       | 196.800-193.350      |
| April 18-20 | NCAA Championships                     | 12th of 12              | Tuscaloosa, Ala.     |
|             | Team Preliminaries (evening session)   | 6th of 6                |                      |
|             | Alabama                                | L                       | 192.925-197.300      |
|             | UCLA                                   | L                       | 192.925-197.100      |
|             | Stanford                               | L                       | 192.925-196.050      |
|             | Minnesota                              | L                       | 192.925-195.700      |
|             | Florida                                | L                       | 192.925-195.675      |
| <b>2003</b> |  |                         |                      |
| April 12    | NCAA So. Central Regional              | 3rd of 6                | Columbia, Mo.        |
|             | UCLA                                   | L                       | 195.850-197.700      |
|             | Iowa                                   | L                       | 195.850-195.875      |
|             | Arizona                                | W                       | 195.850-195.450      |
|             | Missouri                               | W                       | 195.850-194.825      |
|             | Illinois-Chicago                       | W                       | 195.850-193.200      |
| <b>2004</b> |  |                         |                      |
| April 3     | NCAA West Regionals                    | 3rd of 6                | Corvallis, Ore.      |
|             | Oklahoma                               | L                       | 196.850-197.100      |
|             | Alabama                                | L                       | 196.850-196.900      |
|             | Boise State                            | W                       | 196.850-195.275      |
|             | California                             | W                       | 196.850-195.175      |
|             | Cal State Fullerton                    | W                       | 196.850-193.000      |
| April 15-17 | NCAA Championships                     | 1 individual qualifier  | Los Angeles, Calif.  |
| <b>2005</b> |  |                         |                      |
| April 9     | NCAA No. Central Regionals             | 3rd of 6                | Salt Lake City, Utah |
|             | Utah                                   | L                       | 195.675-196.800      |
|             | Brigham Young                          | L                       | 195.675-195.975      |
|             | Minnesota                              | W                       | 195.675-193.975      |
|             | Southern Utah                          | W                       | 195.675-193.450      |
|             | Iowa                                   | W                       | 195.675-192.350      |



## POSTSEASON RESULTS

| 2006        |  |                         |                      |
|-------------|--|-------------------------|----------------------|
| April 8     | NCAA West Regionals                    | 2nd of 6                | Stanford, Calif.     |
|             | Alabama                                | L                       | 195.800-196.475      |
|             | Stanford                               | W                       | 195.800-195.275      |
|             | San Jose State                         | W                       | 195.800-192.375      |
|             | Sacramento State                       | W                       | 195.800-192.050      |
|             | Boise State                            | W                       | 195.800-189.850      |
| April 20    | NCAA Championships                     | 11th of 12              | Corvallis, Ore.      |
|             | Team Preliminaries (evening session)   | 5th of 6                |                      |
|             | Georgia                                | L                       | 195.150-197.275      |
|             | Iowa State                             | L                       | 195.150-196.250      |
|             | Florida                                | L                       | 195.150-196.225      |
|             | Arizona State                          | L                       | 195.150-195.575      |
|             | Arkansas                               | W                       | 195.150-194.375      |
| 2007        |  |                         |                      |
| April 14    | NCAA So. Central Regional              | 2nd of 6                | Tucson, Ariz.        |
|             | Stanford                               | L                       | 196.075-196.600      |
|             | Arizona                                | W                       | 196.075-196.025      |
|             | Illinois                               | W                       | 196.075-194.625      |
|             | Arizona State                          | W                       | 196.075-194.375      |
|             | Illinois-Chicago                       | W                       | 196.075-190.925      |
| April 26    | NCAA Championships                     | 11th of 12              | Salt Lake City, Utah |
|             | Team Preliminaries (afternoon session) | 6th of 6                |                      |
|             | Georgia                                | L                       | 195.100-197.700      |
|             | Florida                                | L                       | 195.100-197.400      |
|             | Nebraska                               | L                       | 195.100-196.625      |
|             | Oklahoma                               | L                       | 195.100-196.125      |
|             | Alabama                                | L                       | 195.100-196.125      |
| 2008        |  |                         |                      |
| April 12    | NCAA West Regional                     | 1st of 6                | Corvallis, Ore.      |
|             | Michigan                               | W                       | 197.100-196.375      |
|             | Michigan State                         | W                       | 197.100-195.125      |
|             | Washington                             | W                       | 197.100-194.075      |
|             | San Jose State                         | W                       | 197.100-193.850      |
|             | Sacramento State                       | W                       | 197.000-193.575      |
| April 24    | NCAA Championships                     | 11th of 12              | Athens, Ga.          |
|             | Team Preliminaries (afternoon session) | 6th of 6                |                      |
|             | Florida                                | L                       | 195.475-196.900      |
|             | Alabama                                | L                       | 195.475-196.650      |
|             | LSU                                    | L                       | 195.475-196.575      |
|             | Oklahoma                               | L                       | 195.475-196.075      |
|             | Arkansas                               | L                       | 195.475-195.825      |
| 2009        |  |                         |                      |
| April 4     | NCAA Central Regional                  | 2nd of 6                | Columbus, Ohio       |
|             | LSU                                    | L                       | 196.800-196.875      |
|             | Ohio State                             | W                       | 196.800-195.950      |
|             | Michigan State                         | W                       | 196.800-194.825      |
|             | Kent State                             | W                       | 196.800-194.650      |
|             | Kentucky                               | W                       | 196.800-193.700      |
| April 16    | NCAA Championships                     | 11th of 12              | Lincoln, Neb.        |
|             | Team Preliminaries (evening session)   | 5th of 6                |                      |
|             | Alabama                                | L                       | 195.350-197.025      |
|             | Arkansas                               | L                       | 195.350-196.950      |
|             | UCLA                                   | L                       | 195.350-196.625      |
|             | Utah                                   | L                       | 195.350-196.625      |
|             | Illinois                               | W                       | 195.350-195.050      |
| 2010        |  |                         |                      |
| April 10    | NCAA Columbia Regional                 | 2nd of 6                | Columbia, Mo.        |
|             | Missouri                               | L                       | 196.275-196.500      |
|             | Georgia                                | W                       | 196.275-196.275      |
|             |  |                         | (235.200-234.800)    |
|             | Minnesota                              | W                       | 196.275-195.000      |
|             | Iowa                                   | W                       | 196.275-194.900      |
|             | North Carolina                         | W                       | 196.275-194.750      |
| April 22    | NCAA Championships                     | 8th of 12               | Gainesville, Fla.    |
|             | Team Preliminaries (afternoon session) | 5th of 6                |                      |
|             | UCLA                                   | L                       | 196.050-196.875      |
|             | Utah                                   | L                       | 196.050-196.625      |
|             | Oklahoma                               | L                       | 196.050-196.550      |
|             | Nebraska                               | L                       | 196.050-196.175      |
|             | LSU                                    | W                       | 196.050-196.025      |
| 2011        |  |                         |                      |
| April 2     | NCAA Corvallis Regional                | 1st of 6                | Corvallis, Ore.      |
|             | Nebraska                               | W                       | 197.075-196.550      |
|             | Michigan State                         | W                       | 197.075-194.525      |
|             | San Jose State                         | W                       | 197.075-194.425      |
|             | Iowa                                   | W                       | 197.075-193.925      |
|             | Southern Utah                          | W                       | 197.075-193.775      |
| April 15    | NCAA Championships                     | 8th of 12               | Cleveland, Ohio      |
|             | Team Preliminaries (evening session)   | 5th of 6                |                      |
|             | Alabama                                | L                       | 196.100-197.050      |
|             | Nebraska                               | L                       | 196.100-196.850      |
|             | Utah                                   | L                       | 196.100-196.200      |
|             | Florida                                | L                       | 196.100-196.125      |
|             | Kent State                             | W                       | 196.100-195.000      |
| 2012        |  |                         |                      |
| April 7     | NCAA Auburn Regional                   | 2nd of 6                | Auburn, Ala.         |
|             | Georgia                                | L                       | 196.450-197.100      |
|             | Michigan                               | W                       | 196.450-196.325      |
|             | Auburn                                 | W                       | 196.450-196.100      |
|             | West Virginia                          | W                       | 196.450-195.900      |
|             | Michigan State                         | W                       | 196.450-194.525      |
| April 15    | NCAA Championships                     | 12th of 12              | Duluth, Ga.          |
|             | Team Preliminaries (evening session)   | 6th of 6                |                      |
|             | Alabama                                | L                       | 196.475-197.675      |
|             | Florida                                | L                       | 196.475-197.650      |
|             | Arkansas                               | L                       | 196.475-197.150      |
|             | Ohio State                             | L                       | 196.475-196.525      |
|             | Georgia                                | L                       | 196.475-196.500      |
| 2013        |  |                         |                      |
| April 6     | NCAA Corvallis Regional                | 4th of 6                | Corvallis, Ore.      |
|             | Georgia                                | L                       | 195.375-197.425      |
|             | Arkansas                               | L                       | 195.375-196.950      |
|             | Arizona State                          | L                       | 195.375-195.700      |
|             | Boise State                            | W                       | 195.375-195.350      |
|             | California                             | W                       | 195.375-195.125      |
| April 19-21 | NCAA Championships                     | 3 individual qualifiers | Los Angeles, Calif.  |
| 2014        |  |                         |                      |
| April 5     | NCAA University Park Regional          |                         | University Park, Pa. |
|             | Florida                                | L                       | 196.525-197.050      |
|             | Penn State                             | L                       | 196.525-196.725      |
|             | Kentucky                               | W                       | 196.525-195.925      |
|             | New Hampshire                          | W                       | 196.525-195.025      |
|             | Maryland                               | W                       | 196.525-194.525      |
| April 18-20 | NCAA Championships                     | 3 individual qualifiers | Birmingham, Ala.     |
| 2015        |  |                         |                      |
| April 5     | NCAA Norman Regional                   |                         | Norman, Okla.        |
|             | Oklahoma                               | L                       | 196.750-197.625      |
|             | Southern Utah                          | W                       | 196.750-196.275      |
|             | Missouri                               | W                       | 196.750-196.100      |
|             | North Carolina State                   | W                       | 196.750-195.775      |
|             | Penn State                             | W                       | 196.750-195.150      |
| April 17-19 | NCAA Championships                     | 12th of 12              | Fort Worth, Texas    |
|             | Team Preliminaries (evening session)   | 6th of 6                |                      |
|             | Oklahoma                               | L                       | 195.875-197.400      |
|             | Alabama                                | L                       | 195.875-197.100      |
|             | Auburn                                 | L                       | 195.875-197.075      |
|             | Nebraska                               | L                       | 195.875-196.675      |
|             | LSU                                    | L                       | 195.875-196.550      |
| 2016        |  |                         |                      |
| April 2     | NCAA Athens Regional                   | 3rd of 6                | Athens, Ga.          |
|             | LSU                                    | L                       | 196.000-197.300      |
|             | Georgia                                | L                       | 196.000-196.850      |
|             | Arizona                                | W                       | 196.000-195.900      |
|             | George Washington                      | W                       | 196.000-195.550      |
|             | Michigan State                         | W                       | 196.000-195.350      |
| April 15    | NCAA Championships                     | 2 individual qualifiers | Fort Worth, Texas    |



## POSTSEASON RESULTS

### 2017

|          |  |   |                   |                 |
|----------|--|---|-------------------|-----------------|
| April 1  | NCAA Champaign Regional                |   | 2nd of 6          | Champaign, Ill. |
|          | UCLA                                   | L | 196.150-196.800   |                 |
|          | Iowa                                   | W | 196.150-196.050   |                 |
|          | Illinois                               | W | 196.150-195.825   |                 |
|          | Ohio State                             | W | 196.150-195.700   |                 |
|          | Eastern Michigan                       | W | 196.150-195.400   |                 |
| April 14 | NCAA Championships                     |   | 11th of 12        | St. Louis, Mo.  |
|          | Team Preliminaries (afternoon session) |   | 6th of 6          |                 |
|          | Oklahoma                               | L | 196.3625-197.7250 |                 |
|          | UCLA                                   | L | 196.3625-197.5000 |                 |
|          | Utah                                   | L | 196.3625-197.0500 |                 |
|          | Washington                             | L | 196.3625-196.5625 |                 |
|          | Denver                                 | L | 196.3625-196.4750 |                 |

### 2018

|         |                       |   |                 |               |
|---------|-----------------------|---|-----------------|---------------|
| April 7 | NCAA Raleigh Regional |   | 6th of 6        | Raleigh, N.C. |
|         | LSU                   | L | 194.975-197.675 |               |
|         | Nebraska              | L | 194.975-197.525 |               |
|         | NC State              | L | 194.975-196.050 |               |
|         | Maryland              | L | 194.975-195.850 |               |
|         | George Washington     | L | 194.975-195.425 |               |

### 2019

|          |  |          |                   |                   |
|----------|--|----------|-------------------|-------------------|
| April 5  | NCAA Corvallis Regional - Second Round |          | 2nd of 4          | Corvallis, Ore.   |
|          | Florida                                | L        | 197.125-197.500   |                   |
|          | Stanford                               | W        | 197.125-196.075   |                   |
|          | Iowa                                   | W        | 197.125-194.775   |                   |
| April 6  | NCAA Corvallis Regional Finals         |          | 2nd of 4          | Corvallis, Ore.   |
|          | Denver                                 | L        | 196.900-197.375   |                   |
|          | Florida                                | W        | 196.900-196.700   |                   |
|          | Boise State                            | W        | 196.900-196.075   |                   |
| April 19 | NCAA Championships                     |          | 6th of 8          | Fort Worth, Texas |
|          | Semifinals (evening session)           | 3rd of 4 |                   |                   |
|          | Oklahoma                               | L        | 196.9000-197.8500 |                   |
|          | Denver                                 | L        | 196.9000-197.0375 |                   |
|          | Georgia                                | W        | 196.9000-196.4625 |                   |

### 2020

April 2-4 Postseason canceled

### 2021

|           |                                     |   |                 |                   |
|-----------|-------------------------------------|---|-----------------|-------------------|
| April 1-3 | NCAA Athens Regional - Second Round |   | 4th of 4        | Athens, Ga.       |
|           | Minnesota                           | L | 196.375-197.625 |                   |
|           | Denver                              | L | 196.375-196.775 |                   |
|           | Georgia                             | L | 196.375-196.750 |                   |
| Apr. 16   | NCAA Championships                  |   |                 | Fort Worth, Texas |
|           | 1 individual qualifier              |   |                 |                   |

## OREGON STATE COACHING HISTORY



**SYLVIA MOORE**  
1967-75

### SYLVIA MOORE

| YEAR    | REGULAR SEASON | POST-SEASON    |
|---------|----------------|----------------|
| 1967-74 | NA             | NA             |
| 1975    | 10-6           | 12-6           |
| TOTAL   | 10-6<br>(.625) | 12-6<br>(.667) |



**RON LUDWIG**  
1976-85

### RON LUDWIG

| YEAR  | REGULAR SEASON     | POST-SEASON        |
|-------|--------------------|--------------------|
| 1976  | 11-10              | 13-13              |
| 1977  | 10-5               | 12-7               |
| 1978  | 18-1               | 22-2               |
| 1979  | 15-2               | 23-8               |
| 1980  | 19-1               | 29-4               |
| 1981  | 19-6               | 27-12              |
| 1982  | 17-2               | 27-5               |
| 1983  | 27-4-1             | 30-15-1            |
| 1984  | 20-14              | 22-17              |
| 1985  | 25-4-1             | 33-10-1            |
| TOTAL | 181-43-2<br>(.805) | 238-93-2<br>(.718) |



**JIM TURPIN**  
1986-97

### JIM TURPIN

| YEAR  | REGULAR SEASON   | POST-SEASON       |
|-------|------------------|-------------------|
| 1986  | 13-7             | 16-9              |
| 1987  | 18-9             | 22-22             |
| 1988  | 20-3             | 31-9              |
| 1989  | 21-4             | 30-12             |
| 1990  | 14-12            | 23-20             |
| 1991  | 22-1             | 36-4              |
| 1992  | 22-2             | 34-7              |
| 1993  | 17-6             | 26-14             |
| 1994  | 18-4             | 29-10             |
| 1995  | 13-7             | 21-15             |
| 1996  | 20-4             | 29-11             |
| 1997  | 16-10            | 20-12             |
| TOTAL | 214-69<br>(.756) | 317-145<br>(.686) |



**TANYA CHAPLIN**  
1998-PRESENT

### TANYA CHAPLIN

| YEAR  | REGULAR SEASON      | W/ POST-SEASON      |
|-------|---------------------|---------------------|
| 1998  | 16-5                | 18-9                |
| 1999  | 13-6                | 16-8                |
| 2000  | 15-7                | 20-12               |
| 2001  | 8-12                | 12-18               |
| 2002  | 10-10-1             | 14-16-1             |
| 2003  | 14-9                | 17-11               |
| 2004  | 13-11               | 16-13               |
| 2005  | 17-8                | 20-10               |
| 2006  | 20-9                | 25-14               |
| 2007  | 18-7                | 22-13               |
| 2008  | 17-4                | 22-8                |
| 2009  | 16-8                | 21-14               |
| 2010  | 17-5                | 22-10               |
| 2011  | 23-5                | 29-9                |
| 2012  | 16-4-1              | 20-10-1             |
| 2013  | 20-6                | 22-9                |
| 2014  | 14-7                | 17-9                |
| 2015  | 14-8                | 18-14               |
| 2016  | 17-5-1              | 20-7-1              |
| 2017  | 15-3                | 19-9                |
| 2018  | 12-7                | 12-12               |
| 2019  | 17-5                | 22-9                |
| 2020  | 8-7                 | 8-7                 |
| 2021  | 6-9                 | 6-12                |
| TOTAL | 356-167-3<br>(.680) | 437-263-3<br>(.624) |



# SERIES RESULTS

| TEAM                   | OVERALL | HOME    | ROAD    | NEUTRAL | REG. SEASON | POSTSEASON | STREAK (DATING) | LAST |
|------------------------|---------|---------|---------|---------|-------------|------------|-----------------|------|
| Air Force              | 1-0     | 1-0     |         |         | 1-0         |            | W1 - 10         | 2010 |
| Alabama                | 2-28    | 1-3     | 0-6     | 1-19    | 2-3         | 0-25       | L20 - 92        | 2015 |
| Alaska Anchorage       | 2-0     | 2-0     |         |         | 2-0         |            | W2 - 10         | 2019 |
| Arizona                | 64-27   | 20-5    | 14-10   | 31-12   | 56-24       | 8-3        | W2 - 20         | 2021 |
| Arizona State          | 69-24-2 | 23-4    | 12-10-1 | 35-9-1  | 61-17-1     | 8-6-1      | L2 - 21         | 2021 |
| Arkansas               | 4-5     | 2-1     | 0-1     | 2-3     | 3-1         | 1-4        | L3 - 09         | 2013 |
| Auburn                 | 4-3     | 0-2     | 2-0     | 2-1     | 2-1         | 2-2        | W1 - 17         | 2017 |
| Ball State             | 1-0     | 1-0     |         |         | 1-0         |            | W1 - 16         | 2016 |
| Boise State            | 44-2    | 21-1    | 4-0     | 19-1    | 23-1        | 21-1       | L1 - 21         | 2021 |
| Bowling Green          | 2-0     | 1-0     |         | 1-0     | 2-0         |            | W2 - 14         | 2019 |
| Bridgeport             | 2-0     |         |         | 2-0     | 2-0         |            | W2 - 16         | 2020 |
| Brigham Young          | 37-7    | 14-2    | 10-2    | 13-3    | 29-6        | 8-1        | W1 - 18         | 2018 |
| British Columbia       | 1-0     |         |         | 1-0     | 1-0         |            | W1 - 83         | 1983 |
| California             | 93-9    | 32-1    | 17-6    | 44-2    | 76-9        | 17-0       | L3 - 20         | 2021 |
| Cal Poly SLO           | 2-0     |         |         | 2-0     | 2-0         |            | W2 - 89         | 1990 |
| Cal State Fullerton    | 25-20   | 12-4    | 3-5     | 10-11   | 14-7        | 11-13      | W9 - 01         | 2008 |
| Cal State Northridge   | 1-0     |         |         | 1-0     | 1-0         |            | W1 - 87         | 1987 |
| Centenary              | 2-0     | 1-0     |         | 1-0     | 2-0         |            | W2 - 11         | 2020 |
| Central Washington     | 1-0     |         |         | 1-0     | 1-0         |            | W1 - 77         | 1977 |
| Chico State            | 1-0     | 1-0     |         |         | 1-0         |            | W1 - 79         | 1979 |
| Clarion                | 0-1     |         |         | 0-1     |             | 0-1        | L1 - 79         | 1979 |
| Colorado               | 1-0     |         |         | 1-0     | 1-0         |            | W1 - 80         | 1980 |
| Denver                 | 8-7     | 2-1     | 0-2     | 6-4     | 8-3         | 0-4        | L5 - 12         | 2021 |
| Eastern Michigan       | 2-0     |         |         | 2-0     | 1-0         | 1-0        | W2 - 09         | 2017 |
| Eastern Montana        | 1-0     |         |         | 1-0     |             | 1-0        | W1 - 78         | 1978 |
| Eastern Washington     | 8-1     | 3-0     | 2-1     | 3-0     | 6-1         | 2-0        | W7 - 78         | 1983 |
| Florida                | 9-21    | 2-3     | 0-2     | 7-16    | 1-5         | 9-15       | W1 - 01         | 2019 |
| George Washington      | 4-1     | 1-0     |         | 3-1     | 3-0         | 1-1        | L1 - 18         | 2018 |
| Georgia                | 5-21    | 1-4     | 0-4     | 4-13    | 2-3         | 3-18       | L12-20          | 2021 |
| Hamline                | 1-0     | 1-0     |         |         | 1-0         |            | W1 - 15         | 2015 |
| Houston Baptist        | 1-0     | 1-0     |         |         | 1-0         |            | W1 - 88         | 1988 |
| Idaho                  | 4-0     | 2-0     |         | 2-0     | 2-0         | 2-0        | W4 - 77         | 1979 |
| Illinois               | 5-1     | 1-0     | 2-0     | 2-1     | 2-1         | 3-0        | W4 - 09         | 2019 |
| Illinois - Chicago     | 3-0     | 1-0     |         | 2-0     | 1-0         | 2-0        | W3 - 03         | 2017 |
| Illinois State         | 2-0     | 1-0     |         | 1-0     | 2-0         |            | W2 - 97         | 2016 |
| Iowa                   | 8-1     | 4-0     |         | 4-1     | 3-0         | 5-1        | W8 - 05         | 2020 |
| Iowa State             | 6-3     | 2-1     | 1-1     | 3-1     | 6-2         | 0-1        | W2 - 14         | 2015 |
| Jacksonville State     | 1-0     |         |         | 1-0     |             | 1-0        | W1 - 80         | 1980 |
| Kent State             | 2-0     |         |         | 2-0     |             | 2-0        | W2 - 09         | 2011 |
| Kentucky               | 5-0     | 2-0     |         | 3-0     | 3-0         | 2-0        | W5 - 06         | 2019 |
| Lindenwood             | 3-0     | 1-0     | 1-0     | 1-0     | 3-0         |            | W3 - 15         | 2019 |
| Long Beach State       | 1-0     |         |         | 1-0     | 1-0         |            | W1 - 83         | 1983 |
| Louisville             | 2-0     |         |         | 2-0     |             | 2-0        | W2 - 79         | 1980 |
| LSU                    | 7-16-1  | 2-2-1   | 0-2     | 5-12    | 3-6         | 4-10-1     | L7 - 13         | 2020 |
| Maryland               | 3-1     |         |         | 3-1     | 2-0         | 1-1        | L1 - 18         | 2018 |
| Massachusetts          | 1-0     |         |         | 1-0     | 1-0         |            | W1 - 96         | 1996 |
| Michigan               | 9-6     | 4-1     | 1-2     | 4-3     | 3-4         | 6-2        | L1 - 13         | 2013 |
| Michigan State         | 14-0    | 7-0     | 3-0     | 4-0     | 8-0         | 6-0        | W14 - 88        | 2018 |
| Minnesota              | 13-2    | 7-0     | 3-0     | 3-2     | 11-0        | 2-2        | L1 - 21         | 2021 |
| Missouri               | 4-2     | 2-0     | 1-2     | 1-0     | 2-1         | 2-1        | W1 - 15         | 2015 |
| Montana                | 7-0     | 2-0     |         | 5-0     | 3-0         | 4-0        | W7 - 78         | 1986 |
| Montana State          | 9-0     | 3-0     | 2-0     | 4-0     | 5-0         | 4-0        | W9 - 78         | 1981 |
| Nebraska               | 9-17    | 5-4     | 1-3     | 3-10    | 5-9         | 4-8        | L5 - 11         | 2018 |
| Nevada                 | 0-1     | 0-1     |         |         | 0-1         |            | L1 - 77         | 1977 |
| New Hampshire          | 4-0     | 1-0     |         | 3-0     | 2-0         | 2-0        | W4 - 94         | 2016 |
| New Mexico             | 4-1     | 1-0     |         | 3-1     | 4-1         |            | W2 - 85         | 1988 |
| North Carolina         | 2-0     | 1-0     |         | 1-0     | 1-0         | 1-0        | W2 - 10         | 2019 |
| North Carolina State   | 1-1     |         | 0-1     | 1-0     |             | 1-1        | L1 - 18         | 2018 |
| Northern Illinois      | 1-0     | 1-0     |         |         | 1-0         |            | W1 - 17         | 2017 |
| Ohio State             | 11-4    | 5-1     | 3-0     | 4-3     | 7-1         | 5-3        | W3 - 13         | 2017 |
| Oklahoma               | 6-12    | 3-1     | 0-2     | 3-9     | 2-3         | 4-9        | L5 - 13         | 2019 |
| Oklahoma State         | 6-0     | 1-0     |         | 5-0     | 4-0         | 2-0        | W6 - 80         | 1982 |
| Oregon                 | 24-1    | 12-0    | 6-1     | 6-0     | 19-1        | 5-0        | W24 - 77        | 1986 |
| Oregon Coll. of Educ.  | 5-0     | 1-0     | 3-0     | 1-0     | 3-0         | 2-0        | W5 - 77         | 1980 |
| Pacific University     | 0-1     |         | 0-1     |         | 0-1         |            | L1 - 77         | 1977 |
| Penn State             | 11-7    | 3-0     | 0-3     | 8-4     | 5-1         | 6-6        | W1 - 15         | 2015 |
| Pittsburgh             | 2-0     |         | 1-0     | 1-0     | 1-0         | 1-0        | W2 - 79         | 2018 |
| Portland State         | 10-0    | 3-0     | 2-0     | 5-0     | 8-0         | 2-0        | W10 - 77        | 1981 |
| Rhode Island           | 1-0     |         |         | 1-0     | 1-0         |            | W1 - 95         | 1995 |
| Sacramento State       | 14-0    | 7-0     | 2-0     | 5-0     | 12-0        | 2-0        | W14 - 78        | 2020 |
| San Diego State        | 4-0     | 1-0     |         | 3-0     | 3-0         | 1-0        | W4 - 80         | 1985 |
| San Jose State         | 21-1    | 9-0     | 5-1     | 7-0     | 18-1        | 3-0        | W21 - 83        | 2015 |
| Seattle Pacific        | 50-0    | 34-0    | 6-0     | 10-0    | 47-0        | 3-0        | W50 - 77        | 2020 |
| Seattle University     | 3-0     | 1-0     |         | 2-0     | 1-0         | 2-0        | W3 - 78         | 1979 |
| SE Missouri            | 2-0     | 1-0     |         | 1-0     | 2-0         |            | W2 - 99         | 2015 |
| SW Missouri State      | 0-1     |         |         | 0-1     |             | 0-1        | L1 - 79         | 1979 |
| Southern Utah          | 7-0     | 2-0     |         | 5-0     | 2-0         | 5-0        | W7 - 02         | 2015 |
| Spokane CC             | 3-0     | 1-0     |         | 2-0     | 1-0         | 2-0        | W3 - 78         | 1983 |
| Stanford               | 68-30   | 29-4    | 10-12   | 29-16   | 50-29       | 18-3       | W11 - 16        | 2021 |
| Texas Woman's          | 2-0     |         | 1-0     | 1-0     | 2-0         |            | W2 - 12         | 2016 |
| Towson State           | 1-0     | 1-0     |         |         |             | 1-0        | W1 - 90         | 1990 |
| UC Davis               | 10-0    | 3-0     | 1-0     | 6-0     | 9-0         | 1-0        | W10 - 82        | 2018 |
| UCLA                   | 28-91-1 | 13-21-1 | 5-21    | 10-50   | 21-58-1     | 7-33       | L9 - 17         | 2021 |
| UC Santa Barbara       | 4-0     | 2-0     |         | 2-0     | 2-0         | 2-0        | W4 - 91         | 1993 |
| USC                    | 9-1-2   | 3-0     | 1-0-1   | 5-1-1   | 7-0-2       | 2-1        | W1 - 85         | 1985 |
| Utah                   | 10-73-1 | 9-20    | 0-37    | 1-18-1  | 9-50-1      | 1-25       | L9 - 17         | 2021 |
| Utah State             | 15-1    | 6-0     | 5-1     | 4-0     | 13-1        | 2-0        | W3 - 95         | 2014 |
| Washington             | 111-29  | 51-4    | 25-14   | 34-12   | 90-22       | 21-7       | W3 - 21         | 2021 |
| Washington State       | 22-0    | 10-0    | 6-0     | 6-0     | 17-0        | 5-0        | W22 - 78        | 1987 |
| West Virginia          | 4-0     | 1-0     | 1-0     | 2-0     | 3-0         | 1-0        | W4 - 95         | 2013 |
| Wisconsin - Eau Claire | 1-0     |         |         | 1-0     | 1-0         |            | W1 - 16         | 2016 |
| Wisconsin - Oshkosh    | 1-0     |         |         | 1-0     | 1-0         |            | W1 - 06         | 2006 |

