

Oregon State Baseball

Page	Topic
1	Quick facts
1	Table of contents
2	Media information
3	Radio/TV information
4	Goss Stadium at Coleman Field
8	2022 roster
9	2022 schedule

The Coaches

Page	Topic
10	Pat Casey Head Baseball Coach Mitch Canham
12	Assistant Coach Darwin Barney
13	Assistant Coach Rich Dorman
14	Assistant Coach Ryan Gipson
15	Baseball Staff
16	Pres. Johnson/Oregon State
17	VP/AD Scott Barnes
18	OSU administration

The Players

Page	Topic
19	Player Biographies
39	Returners Statistics

2022 Opponents

Page	Topic
41	Pac-12 opponent histories
46	Non-conference opponents
47	Non-conference records by year

2021 In Review

Page	Topic
49	2021 game-by-game results
50	2021 overall statistics
51	2021 Pac-12 statistics
52	2021 superlatives
54	2021 offensive breakdown
55	2021 pitching appearances
58	2021 Pitching breakdown
59	2021 Pac-12 standings

Oregon State Records

Page	Topic
60	Oregon State records
62	Oregon State career records
63	OSU single-season records
64	Oregon State conference leaders
66	Oregon State yearly leaders
70	OSU by situation
71	Oregon State yearly statistics
72	Oregon State home/road/neutral
74	The last time

Oregon State History

Page	Topic
75	Oregon State yearly records
75	Coaching records
76	Year-by-year results
96	Best records by game
97	Records vs. all opponents
98	Opening day lineups
100	2018 National Champions
102	2017 College World Series

104	2013 College World Series
106	2007 National Champions
108	2006 National Champions
110	2005 College World Series
112	1952 College World Series
113	Postseason history
114	Postseason results
117	Postseason honors
118	Postseason superlatives
119	Adley Rutschman
120	Pat Casey
121	National Award winners
122	National Honors/Awards
124	All-Americans
131	All-Region
132	Freshman All-Americans
133	Beavers in International baseball
134	Oregon State All-Conference
136	Oregon State players of the week
137	Oregon State academic honors
140	Oregon State in the Majors
146	Oregon State in the MLB Draft
149	Oregon State team awards
150	Oregon State letterwinners

Oregon State Facts

Location	Corvallis, Oregon
Enrollment	33,359
Founded	1868
Interim President	Becky Johnson
VP/Athletic Director	Scott Barnes
Colors	Orange and Black
Nickname	Beavers
Affiliation	NCAA Division I
Conference	Pac-12
University website	www.oregonstate.edu
Athletics website	www.osubeavers.com

Baseball

Pat Casey Head coach	Mitch Canham (3rd year)
Record at OSU	42-33
OSU winning percentage	.560
Career record	42-33
Career winning percentage	.560
Asst. Coaches	Darwin Barney (2nd year) Rich Dorman (3rd year) Ryan Gipson (4th year)

Director of operations	Ryan Gorton
Gorton office	(541) 737-0598
Athletic Trainer	Jeremy Ainsworth

2021 Season

2021 overall record	37-24
Home record	17-9
Road record	15-12
Neutral record	5-3
2021 Pac-12 record	16-14

2022 Season

Lettermen returning/lost	23/14
Position players	11/9
Pitchers	12/5
Starters returning/lost	4/5
All-conference returning/lost	3/4
All-Americans returning/lost	0/1
First varsity season	1907
All-time record	2,462-1,522-18 (.617)

Goss Stadium At Coleman Field

Ballpark	Goss Stadium at Coleman Field
Opened (capacity)	1907 (3,587)
Left field	330 ft. (14-ft. fence)
Left-centerfield	365 ft. (8-ft. fence)
Center field	400 ft. (8-ft. fence)
Right-centerfield	365 ft. (8-ft. fence)
Right field	330 ft. (8-ft. fence)
Press box phone	(541) 737-7475

Radio

Radio	Beaver Sports Network
Online radio	The Varsity Network
Primary Play-By-Play	Mike Parker

Media Guide Credits

The 2022 Oregon State University baseball guide was designed, written, and produced by Hank Hager of the OSU Athletic Communications Office. Photography by Karl Maasdam, Scobel Wiggins, Dave Nishitani, Mario Terrana, Shane Roper, Zachary Lucy, Ethan Erickson, Dennis Wolverton, Rich Heins, Phyllis M. Heins, Dennis Hubbard, Erik Dresser, Hank Hager, Craig MitchellDyer, Getty Images, the Omaha World Herald and courtesy of USA Baseball, Major League Baseball Clubs, Minor League Baseball clubs and from Oregon State Library archives.

OSU Athletic Communications



Hank Hager
Assistant Director,
Athletic Communications

BASEBALL CONTACT

Athletic Communications Information
Press Box Phone (541) 737-7475
Mailing Address 209 Gill Coliseum
..... Corvallis, OR 97331
Baseball Contact Hank Hager
Hager Cell (541) 230-0611
Hager Office (541) 737-7472
E-Mail hank.hager@oregonstate.edu

Trevor Cramer Assistant Director
Shawn Schoeffler Assistant Director
Aimee Sinacola Assistant Director
Katherine Jamtgaard Assistant

The Oregon State Athletics Communications office appreciates your interest in the 2022 Oregon State baseball team. We look forward to serving members of the media throughout the year and hope this media guide is a helpful tool throughout the season. Please contact Assistant Director for Athletic Communications Hank Hager for any media needs concerning the Oregon State baseball team. He can be reached by email at hank.hager@oregonstate.edu or by calling the Oregon State office at (541) 737-7472.

The following is a set of guidelines for covering the club this season.

Broadcasting Arrangements

Requests for radio, Internet, television or any other broadcasting privileges of Oregon State baseball should be addressed to Hank Hager as far in advance as possible.

Game Notes

A set of Oregon State game notes will be made available to members of the media prior to each game. To be included on the Oregon State baseball e-mail list in order to receive the notes prior to the game, please contact Hank Hager. Notes will also be posted on the home of Oregon State Athletics, osubeavers.com.

Interviews

All coach and student-athlete interviews must be arranged through Hank Hager. On gamedays, Mitch Canham, his assistants and members of the team will be available shortly after the game's conclusion. Interviews will be done in an informal manner on the field. Please notify Hank Hager of any requested players or coaches prior to the conclusion of the game.

For all visiting team interview requests, please contact that respective team's Sports Information Director.

Practices

Practices are held at Goss Stadium at Coleman Field on a daily basis and are generally open to members of the media. Players and coaches are normally available for interviews before or after practice, depending on the schedule for that day. Please contact Hank Hager to schedule any interviews at least 24 hours in advance.

We ask that members of the media do not contact any players away from Goss Stadium unless previously arranged by Hank Hager.

Media Guides

This media guide is made available for members of the media to provide biographical and historical information regarding the Oregon State program, its players, coaches, staff and administration.

Internet

The online home of Oregon State Athletics, osubeavers.com, is the place to go for all Oregon State baseball information, including a team roster and bios, schedule, live stats links, updated game notes and

statistics. Fans can also enjoy viewing photo galleries after select games.

Live Stats

Check osubeavers.com for gameday information and live stats links. Every Oregon State baseball home game will be available via live stats.

Press Box

Goss Stadium features a full working press box immediately behind home plate. Due to space limitations, seating is not guaranteed. Please notify Hank Hager at least 24 hours in advance if desiring to cover the Beavers. Wireless Internet is available at the Goss Stadium press box.

Pre-game services include statistics, game notes, gameday programs and media guides. Post-game stats will be made available to working members of the media as soon as possible after the completion of each game.

Photography

Please note that there are no designated photography areas at Goss Stadium. Photographers are free to shoot from the Goss Stadium stands. Photographers are also allowed to shoot from the top of the dugouts but must be sitting when doing so. Please do not impede spectators' sightlines.

At no time during the game are photographers allowed on the field or in the dugouts.

Field Access

There is no pre-game field access for members of the media. Media members are allowed on the field for post-game interviews.

Entry to the field is through stairwells at the ends of the seating areas down the first and third base lines.

Stadium Entry

Clear bags are required at Oregon State baseball games. Members of the media covering the game are exempt from this. However, they are asked to enter Goss Stadium at gate 2 located adjacent to the first-base bag.

Media Credentials

Requests for all media credentials should be made to Hank Hager at least 24 hours in advance for necessary games or series. Season credentials will be made available to media members who will cover the team on a season basis. Single-game credentials and series credentials are also available.

Credentials will be left at the Goss Stadium ticket office will call on the day of the game. Credentials can be mailed but only if requested.

Oregon State On The Radio, TV

Radio

The Oregon State baseball team enjoys one of the finest radio packages in the Pac-12 Conference. Every Oregon State game is broadcast throughout the state of Oregon as well as online on osubeavers.com and TuneIn, making it available for anyone with an Internet connection in any part of the world.

NewsRadio 1190 KEX, owned locally by ClearChannel Radio, is the home of the Beaver Sports Radio Network. KEJO 1240 AM will broadcast Oregon State games in the Corvallis region. Other stations throughout the state also broadcast OSU games; check osubeavers.com for a full listing.

Oregon State enjoys the strongest comprehensive radio package in the Pac-12 Conference by offering the most total hours of play-by-play and auxiliary programming.

Mike Parker serves as the play-by-play voice of Oregon State baseball. In addition to covering the baseball team, Parker also does play-by-play for Oregon State football and men's basketball.

Radio Affiliates

Radio affiliates for the 2022 season. Note, these can change after press time so check osubeavers.com for a full schedule and listing.

Location	Station	Day(s)
Corvallis	KEJO 1240-AM	All
Eugene	KKNX 840-AM	All
Florence	KCFM 1250-AM	Pac-12
Florence	KCFM 104.1-FM	Pac-12
Klamath Falls	KLAD 960-AM	Weekday/end
Klamath Falls	KLAD 93.3-FM	Weekday/end
Medford	KTMT 880-AM	Weekend
Medford	KTMT 96.1-FM	Weekend
Portland	KEX 1190-AM	All
Roseburg	KSKR 1490-AM	All
Salem	KBZY 1490-AM	Weekday/end

The Pac-12 Network

The Pac-12 Networks launched August 15, 2012 and consist of one national and six regional networks devoted solely to the Pac-12. In addition to the hundreds of live televised Pac-12 sporting events, Pac-12 Networks subscribers will have access to their carrier's TV Everywhere platform, providing access to all Pac-12 Networks programming on any device through their broadband service.



Internet Audio/Video

Oregon State will stream audio of every baseball game, home and away, live over the internet on osubeavers.com and the Varsity Network, a free app for smartphones and tablets.

The online home of Oregon State Athletics, osubeavers.com, will also be the place to find live stats for all home games.

Social Networking

Oregon State baseball has embraced social media, and the Beavers' presence can be found on five main platforms.

The Beavers, the most followed team in the Pac-12 Conference and one of the top teams nationally, are active on Twitter, Instagram, Facebook and YouTube. Additionally, through Periscope, which is connected with Twitter, fans can watch various aspects of the program live - pre-game, post-game interviews, and more.

To follow the team, look for the club's handles:

- Twitter - @BeaverBaseball
- Instagram - @BeaverBaseball
- Facebook - OregonStateBaseball
- YouTube - OSUBeaversAthletics



MIKE PARKER

Play-By-Play

Mike Parker is in his 23rd season calling OSU football, men's basketball and baseball action and has been

behind the microphone for some of the school's crowning achievements on the athletic fields.

The "Voice of the Beavers" is a 1982 graduate of the University of Oregon with a bachelor's degree in rhetoric and communications. His broadcasting career includes play-by-play for football, basketball and baseball for high school sports in Oregon, beginning in 1977. He was the voice of the Eugene Emeralds (1983-86) minor league baseball club and the Oregon women's basketball program (1983-87). He also was the play-by-play voice of the AAA Portland Beavers from 1987-92.

Parker hosted a show on all-sports KFXR Radio from 1990-95 before moving to KEX Radio as host of Sportsline and the Fifth Quarter program following Portland Trail Blazers games. Parker has been named the Oregon Sportscaster of the Year six times. Mike and his wife Missy have two daughters, Lydia and Ellie.





GOSS STADIUM AT COLEMAN FIELD

One Of The Nation's Finest Ballparks

Goss Stadium at Coleman Field, which has stood on the Oregon State campus since 1907, is now the oldest continuous ballpark in the nation. The Beavers have played at the site of Goss Stadium since the program began play more than 100 years ago.

The stadium itself has undergone numerous changes - including multiple renovations and expansions - but the playing field itself has stood in place since day one.

And just like day one, Goss, formerly known just as Coleman Field, has hosted games in front of one of the best fanbases in the nation.

- Goss Stadium at Coleman Field is nestled into the heart of the Oregon State campus, giving the Beavers a unique home-field advantage.

- The nation's coaches, in a review by D1Baseball.com during the 2016 offseason, chose Goss as one of the top 10 most intimidating stadiums for opposing teams. Oregon State was the only school from the Pac-12 Conference to be listed.

- Goss Stadium seats 3,587 fans.

- The stadium has undergone numerous expansions and renovations. The first expansion occurred in 1999, with Coleman Field receiving its current name. The stadium, at the time, seated 2,000.

- Oregon State added lights for the first time in school history in 2002. The Beavers defeated Stanford in the first game under the lights.

- In 2009, Pat Casey and the Beavers expanded Goss Stadium. Nearly 800 seats were added down the left and right field lines. In addition, a new player's lounge was added under the third-base stands. The first-base side of the stadium saw an addition of the Omaha Room, a suite level for fans during games, in addition to a trophy room and player's classroom.

- Further expansion came about in 2015. Goss Stadium received turf throughout the stadium - minus the pitcher's mound - and the Jacoby Ellsbury Clubhouse was built in foul territory near the left field

fence. The generous donation from Ellsbury, an Oregon State alum, helped Oregon State erect one of the top clubhouses in the nation.

- More renovations were made to Goss Stadium to include the renovation of the player's lounge, now named the Bert and Shirley Babb Player's Lounge, in addition to the Darwin Barney Alumni Room, located adjacent to first base.

- The player's lounge renovation came thanks to a collaborative crowdfunding campaign, which raised just under \$105,000 from a total of 259 donations. The campaign, which lasted just 30 days, was the largest of its kind for Oregon State Athletics and was the first such campaign hosted by OSU to reach six figures, surpassing the original fundraising goal by nearly \$30,000.

- A new videoboard was built before the start of the 2016 season, and immediately the fifth-largest in the nation. The board is nearly 26-feet high and 50-feet high, double the size of the previous videoboard at Goss. The previous videoboard, built before the start of the 2007 season, was the first of its kind in the then-Pacific-10 Conference.

- Construction began in the Fall of 2018 on a "Casey Corner" deck down the right field line - and above the visitor's bullpen. The deck mirrors "Banners" down the left field line. The Omaha Room down the first base line was also renovated.


- Oregon State topped 100,000 fans at Goss in 2019, for the third consecutive season. The Beavers averaged a school-record 3,666 fans per home date, ranking 15th nationally.

- In 2018, Oregon State surpassed one million fans at Goss since the stadium was renovated in 1999.

- The 2018 Beavers went 27-5 at home en route to their third national title.

- OSU has gone 92-27 at home since 2017, an .773 winning percentage.

- The Beavers won a school-record 31 home games in 2017, go-



ing 31-1 overall.

- The Beavers ranked in the top 25 in attendance, nationally, in seven straight seasons from 2013 to 2019.
- OSU ended the 2018 season ranked 16th.
- Oregon State averaged a then-single-season record 2,937 fans per home game in 2016. That mark topped the previous best of 2,931 in 2014. The Beavers ranked 22nd nationally for attendance in 2016,

campus. A century later, that same site still serves as the home of the Beavers, making Goss Stadium at Coleman Field the oldest diamond in the Pac-12 Conference and the oldest college fields in the country.

Over the past century, the campus has grown around Goss Stadium at Coleman Field, making it one of the most picturesque settings in college baseball. The ballpark is a short walk down Waldo Place from the Memorial Union and OSU's central campus area, making it

Opened.....1907	Longest Win Streak.... 24 games	First Game April 12, 1907	Dimensions 8 ft. fences
Renovated.....1999, 2009, 2014	1951-52	Salem High 4, Oregon State 0	14 ft. in left field
Capacity.....3,587		First Night Game April 26, 2002	330-365-400-365-330
OSU Record.. 1,266-516-2 (.710)		Oregon State 3, Stanford 1	

ranking behind only Arizona among Pac-12 schools.

- In 2015, the Beavers were 25th nationally, and second in the Pac-12.
- Oregon State, behind a second consecutive postseason host opportunity, averaged a then-school best 2,931 fans over 30 home dates in 2014. That mark placed Oregon State 19th nationally and first in the Pac-12.
- In 2013, Oregon State advanced to its fifth College World Series and saw 2,676 fans per game. That ranked the Beavers 24th nationally and third in the conference.
- Oregon State has played 1,755 games at Goss Stadium at Coleman Field, carrying a 1,266-516-2 (.710) mark all-time.
- Oregon State has won 27 or more games at home four times: 2006, 2013 and 2018 (27) and 2017 (31). The Beavers advanced to Omaha each season.
- Oregon State has won 20 or more games at Goss Stadium 10 times. Nine of the 10 seasons have come since 2006.
- The Beavers have posted a winning record at home in each of the last 16 years, and in 19 of the last 21.
- Oregon State is 36-8 (.818) at Goss Stadium during the post-season. The Beavers hosted their first-ever postseason game in 1952, defeating Fresno State, 2-1.
- The Beavers are 24-6 (.800) in NCAA Regional games at home, and 10-2 (.833) in NCAA Super Regional games.

easy for students to stop by a game between classes.


The field is named for former Oregon State player and coach Ralph Coleman, who guided the Beavers for 35 seasons from 1923-66. The stadium is named for John and Eline Goss, whose major lead gift to the \$2.3-million fundraising effort made the project possible.

John Goss was an Oregon State track and field letterman in the 1930s. The naming of the stadium is also a memorial to his older brother, James Goss, an Oregon State graduate.

The Goss family made additional contributions to OSU toward endowed scholarships for student/athletes and other top academic students, including graduates of Portland's Grant High and members of the Beta Theta Pi fraternity.

The park is symmetrical, measuring 330 feet down the foul lines, 365 to the power alleys and 400 to center. The fence is 14 feet high from left field to left-center, then eight feet high from left-center to right field.

The concrete, steel and brick structure has a press box, a lobby/concession area, restrooms, locker rooms, dugouts and storage



The park has an interesting history, to say the least. When Oregon State began fielding a varsity baseball team in 1907, the school laid out a diamond on a lot just south of the main

Goss Stadium Year-By-Year

Season-By-Season Records

Year	W-L	Year	W-L
1907	3-1	1966	8-7
1908	5-2	1967	15-3
1909	4-3	1968	13-3
1910	6-4-1	1969	7-9
1911	5-2	1970	5-5
1912	5-4	1971	9-5
1913	4-6	1972	6-10
1914	6-5	1973	10-6
1915	7-3	1974	8-5
1916	5-0	1975	10-4
1917	World War I	1976	18-1
1918	2-3	1977	13-3
1919	4-3	1978	9-7
1920	9-2	1979	10-4
1921	9-4	1980	18-3
1922	7-4	1981	11-3
1923	6-4	1982	15-2
1924	12-3	1983	14-3
1925	6-0	1984	8-6
1926	5-4	1985	14-5
1927	9-1	1986	14-1
1928	4-4	1987	13-4
1929	7-5	1988	14-5
1930	9-4	1989	12-5
1931	5-5	1990	15-4
1932	4-6	1991	14-3
1933	8-3	1992	10-10
1934	8-8	1993	15-3
1935	10-6	1994	16-4
1936	4-12	1995	15-5
1937	4-7	1996	13-3
1938	14-1	1997	16-4
1939	12-4	1998	20-4
1940	12-3	1999	6-9
1941	10-4	2000	13-10
1942	9-2	2001	18-7
1943	8-3	2002	18-9
1944	World War II	2003	9-12
1945	World War II	2004	9-11
1946	9-6	2005	26-5
1947	12-5	2006	27-4
1948	3-2	2007	17-7
1949	9-2	2008	14-7
1950	6-5	2009	17-5
1951	18-0	2010	21-11
1952	19-5	2011	23-7
1953	5-5	2012	18-6
1954	7-3	2013	27-5
1955	8-1	2014	24-6
1956	8-7	2015	23-6-1
1957	10-5	2016	17-6
1958	9-6	2017	31-1
1959	13-2	2018	27-5
1960	10-0	2019	17-12
1961	13-2	2020	0-3
1962	13-2	2021	17-9
1963	12-4	Totals	1,266-516-2
1964	10-4		.710
1965	6-8		

Most Wins, Single-Season 31 (2017)
Most Losses, Single-Season 12 (1936, 2003)

Goss Stadium Firsts

Post 1999 Renovation

Game..... USC 5, Oregon State 2 (3/12/99)
Pitch..... Mark Newell, Oregon State
Batter Seth Davidson, USC
Putout..... Troy Schader, Oregon State
Save Justin Lehr, USC
Hit Eric Munson, USC (1st inning single)
OSU Hit..... Corrie Willkie (1st inning double)
Home Run Davidson, USC (7th inning two-run)
OSU Home Run Bryan Ingram (8th inning solo)
Win Barry Zito, USC
OSU Win Mark Newell
 3/17/99 vs. Portland

areas. The stadium was designed to complement the architecture of the surrounding campus, and to evoke the aura of baseball's historic parks.

The first game after the addition of Goss Stadium to Coleman Field was on March 12, 1999, when defending national champion Southern California topped the Beavers 5-2. The stadium was dedicated on April 17, 1999 as OSU beat California 11-5 before a crowd of 1,246 and a national cable television audience.

The ballpark saw its first night game on April 26, 2002, as the Beavers beat fourth-ranked Stanford 3-1. A set of lights meeting professional Class Triple-A standards was installed that spring thanks to the generosity of longtime OSU boosters Bert and Shirley Babb.

Goss Stadium at Coleman Field has batting cages behind the left-field fence. When conditions call for indoor practice, the Beavers head for OSU's Truax Indoor Practice Facility, which opened in August, 2001. The team's players can also head to the McAlexander Fieldhouse, which was renovated in 2011 to provide the Beavers with two new batting cages that are available year-round. The Fieldhouse is located across a small parking lot beyond left field.

The addition of Goss Stadium to Coleman Field ended years of speculation over whether the Beavers would be able to remain playing baseball at their longtime home.

As Oregon State expanded, land near the center of campus became scarce and the school's master plan called for the site to eventually be turned over to academic uses.

In 1961, The Oregonian newspaper noted: "In the not-too-distant future, Oregon State baseball hopefuls won't have railroad tracks as a long-distance batting target. Coleman Field will eventually hold no basepaths, only buildings in this era of construction for higher education. Already one classroom building for this site is beyond the drawing board stage."

For over 30 years, that possibility prevented any major improvements to Coleman Field. Long-term plans for the OSU campus called for moving the baseball field southeast of the intersection of Western Boulevard and 26th Street.

In 1996, the baseball program explored building a press box and storage/concession building at Coleman Field. The possibility of building a stadium was also looked into, and that gradually became the goal of the baseball program and many Beaver boosters.

The generous donation from the Goss family was the key to a private fundraising effort in the late 1990s. The ballpark's name was amended to Goss Stadium at Coleman Field in their honor in 1999.

DID YOU KNOW?

Oregon State's Postseason Games At Goss Stadium

Year	Opponent	Result	Year	Opponent	Result
1952	* Fresno State	W, 2-1	2014	* North Dakota State	W, 2-1
1952	* Fresno State	W, 8-4	2014	* UC Irvine	L, 2-14
1963	* USC	L, 5-6	2014	* UNLV	W, 6-1
1963	* USC	W, 8-6	2014	* UC Irvine	W, 4-0
1963	* USC	L, 5-7	2014	* UC Irvine	L, 2-4
2005	* Ohio State	W, 4-3	2017	* Holy Cross	W, 8-2
2005	* St. John's	W, 11-1	2017	* Yale	W, 11-0
2005	* St. John's	W, 19-3	2017	* Yale	W, 8-1
2005	** USC	W, 10-4	2017	** Vanderbilt	W, 8-4
2005	** USC	L, 8-9	2017	** Vanderbilt	W, 9-2
2005	** USC	W, 10-8	2018	* Northwestern State	W, 9-3
2006	* Wright State	W, 5-3	2018	* LSU	W, 14-1
2006	* Kansas	W, 11-3	2018	* LSU	W, 12-0
2006	* Hawai'i	W, 12-3	2018	** Minnesota	W, 8-1
2006	** Stanford	W, 4-3	2018	** Minnesota	W, 6-3
2006	** Stanford	W, 15-0	2019	* Cincinnati	L, 6-7
2007	** Michigan	W, 1-0	2019	* Creighton	L, 1-4
2007	** Michigan	W, 8-2			
2011	* UALR	W, 7-4			
2011	* Creighton	W, 5-1			
2011	* Georgia	W, 6-4			
2013	* UTSA	W, 5-4			
2013	* UC Santa Barbara	W, 3-2			
2013	* Texas A&M	W, 6-1			
2013	** Kansas State	L, 2-6			
2013	** Kansas State	W, 12-4			
2013	** Kansas State	W, 4-3			

* Regional game; ** SR game

**Oregon State Postseason Results
 At Goss At A Glance**

Overall: 36-8 (.818)
Regional Overall: 24-6 (.800)
Super Regional Overall: 12-2 (.857)

Goss Stadium Facts & Figures

Stadium superlatives since the ballpark was renovated in 1999

Superlatives

Miscellaneous

Most Games Won, Season	31 (2017)
Longest Winning Streak, Season	12 games (2006)
Longest Losing Streak, Season	7 games (1999)
Highest Attendance, Season	111,427 (2018)
Highest Average Attendance, Season	3,666 (2019)
Longest Game, Time	6:23, vs. UCLA [16 inn.] (4/10/10)
Shortest Game, Time (9 inn.)	1:44, vs. Washington State (3/21/15)
Longest Game, Innings	16, vs. UCLA (4/10/10), vs. Utah (4/8/17), vs. Washington State (4/27/19)

Batting

Most Runs, Season	244 (2006)
Most Runs, Game, Combined	40, vs. Washington (5/1/04)
Most Runs, Game, OSU	25, vs. Grambling State (2/28/15)
Most Runs, Game, Opponent	26, vs. Washington (5/1/04)
Most Hits, Season	329 (2005)
Most Hits, Game, Combined	41, vs. Washington (5/1/04)
Most Hits, Game, OSU	22, vs. St. John's, (6/5/05)
Most Hits, Game, Opponent	24, vs. Washington (5/1/04)
Most Doubles, Season	70 (2010)
Most Doubles, Game, Combined	10, vs. Washington (3/24/18)
Most Doubles, Game, OSU	8-2x, last vs. Washington (3/24/18)
Most Doubles, Game, Opponent	7, vs. Stanford (4/28/02)
Most Triples, Season	13 (2002)
Most Triples, Game, Combined	4, vs. Portland (4/6/10)
Most Triples, Game, OSU	3-2x, last vs. Portland (4/6/10)
Most Triples, Game, Opponent	2-3x, last vs. Arizona (5/28/10)
Most Home Runs, Season	30-2x (last: 2018)
Most Home Runs, Game, Combined	9, vs. California (3/30/03)
Most Home Runs, Game, OSU	7, vs. Washington (3/7/01)
Most Home Runs, Game, Opponent	5-4x, last vs. Stanford (4/14/04)
Most Stolen Bases, Season	54 (2005)
Most Stolen Bases, Game, Combined	8-2x, last: vs. Hartford (3/6/11)
Most Stolen Bases, Game, OSU	8, vs. Hartford (3/6/11)
Most Stolen Bases, Game, Opponent	5, vs. Arizona State (5/12/03)
Most Walks, Season	178 (2017)
Most Walks, Game, Combined	18, vs. Arizona State (3/24/13)
Most Walks, Game, OSU	13, vs. Wright State (3/2/14)
Most Walks, Game, Opponent	10-4x, last vs. Oregon (3/12/19)

Pitching

Most Shutouts, Season	10 (2014)
Most Saves, Season	13 (2018)
Fewest Hits Allowed, Season	155 (2009)
Fewest Runs Allowed, Season	64 (2014)
Most Strikeouts, Season	292 (2018)
Most Strikeouts, Game, Combined	32, vs. UCLA (4/10/10)
Most Strikeouts, Game, OSU	23, vs. Washington State (4/27/19)
Most Strikeouts, Game, Opponent	18-2x, last vs. UCLA (4/10/10)

Fielding

Most Errors, Season	39 (2001)
Fewest Errors, Season	13 (2007)
Most Errors, Game, Combined	13, vs. Portland (4/25/06)
Most Errors, Game, OSU	9, vs. Portland (4/25/06)
Most Errors, Game, Opponent	8, vs. USC (6/11/05)
Most Double Plays, Season	32 (2015)
Most Double Plays, Game, OSU	4-3x, last vs. Fresno State (3/8/15)
Most Double Plays, Game, Opponent	5, vs. West Virginia (3/3/19)

Oregon State Individual Game

Most Runs Scored	4-13x, last by Trevor Larnach vs. LSU (6/2/18)
Most Hits	5-4x, last by Tyler Graham vs. Stanford (6/11/06)
Most Doubles	3-4x, last by Cole Gillespie vs. Kansas (6/3/06)
Most Triples	2-2x, last: KJ Harrison vs. Central Arkansas (4/8/16)
Most Home Runs	2-12x, last by Beau Philip vs. West Virginia (3/2/19)
Most Stolen Bases	3-2x, last by Steven Kwan vs. Hartford (3/3/18)
Most Walks	5, Jake Rodriguez vs. Bryant (3/3/13)
Most Strikeouts Thrown	14-3x, last by Luke Heimlich vs. Stanford (5/11/18)
Most Runs Allowed	10-2x, last by Ben Rowe vs. Arizona (3/28/02)
Most Errors	3-2x, last by Darwin Barney vs. Arizona State (5/20/07)

Top Attendance Marks

Date	Opponent	Crowd
1. 6/9/18	Minnesota **	4,025
2. 5/25/19	USC	4,018
3. 6/2/18	LSU *	4,009
4. 4/28/19	Washington State	3,968
5. 6/8/18	Minnesota **	3,960
6. 4/27/19	Washington State	3,952
7. 5/24/19	USC	3,951
8. 4/20/19	Arizona	3,931
9. 5/5/19	Oklahoma State	3,923
10. 6/3/18	LSU *	3,915
11. 5/4/19	Oklahoma State	3,912
12. 6/1/18	Northwestern St. *	3,908
13. 5/3/19	Oklahoma State	3,881
14. 5/12/18	Stanford	3,864
15. 5/26/18	UCLA	3,831
16. 5/11/18	Stanford	3,830
17. 5/31/19	Cincinnati *	3,824
18. 5/13/18	Stanford	3,805

Date	Opponent	Crowd
19. 4/21/18	Oregon	3,800
4/26/19	Washington State	3,800
21. 4/19/19	Arizona	3,790
22. 5/23/19	USC	3,779
23. 4/20/18	Oregon	3,760
24. 5/25/18	UCLA	3,756
25. 4/28/18	Arizona State	3,751

* indicates NCAA Regional game

** indicates NCAA Super Regional game

Average Attendance

Year	Dates	Total	Average
1. 2019	29	106,327	3,666
2. 2018	31	111,427	3,594
3. 2020	3	10,237	3,412
3. 2017	31	101,090	3,261
4. 2016	23	67,562	2,937
5. 2014	28	82,085	2,931
6. 2015	28	80,054	2,859

7. 2013	31	82,985	2,676
8. 2011	30	68,558	2,285
9. 2009	22	48,805	2,218
10. 2010	31	64,792	2,090
11. 2007	23	46,127	2,005
12. 2008	21	39,898	1,899
13. 2012	24	44,327	1,846
14. 2006	30	49,285	1,642
15. 2005	28	41,577	1,484
16. 2004	19	21,707	1,142
17. 2002	26	20,791	799
18. 1999	15	10,085	672
19. 2021	20*	11,534	577
20. 2001	24	13,050	543
21. 2000	22	11,799	536
Totals	549	1,123,859	2,047

* 26 overall games were played at Goss in 2021, but six did not permit attendance due to Covid-19 restrictions

2022 OREGON STATE BASEBALL ROSTER

Twitter.com/BeaverBaseball
Instagram.com/BeaverBaseball
Facebook.com/OregonStateBaseball

No.	Player	Pos.	B/T	Yr.	Ht.	Wt.	Hometown	Previous School
37	Bazzana, Travis	INF	L/R	Fr.	6-0	197	Sydney, Australia	Turramurra
55	Boisvert, Braden	UT	R/R	Jr.	6-1	220	Sonoita, Ariz.	Empire/Scottsdale CC/ Seward County CC
4	Boyd, Justin	OF	R/R	So.	6-0	201	Parker, Colo.	Legend
50	Brown, Ryan	RHP	R/R	So.	6-2	214	Salem, Ore.	South Salem
36	Carpenter, DJ	RHP	R/R	Jr.	6-8	242	Moreno Valley, Calif.	Martin Luther King Jr./ Central Arizona
38	Case, David	LHP	L/L	Fr.	6-0	178	Pasadena, Calif.	Loyola
00	Cope, Hunter	RHP	R/R	RFr.	7-0	267	Newport Beach, Calif.	Mater Dei/Arizona
15	Dernedde, Kyle	INF	R/R	So.	5-8	183	Tualatin, Ore.	Tualatin
7	Dukart, Jake	INF	L/R	Jr.	6-2	198	Lake Oswego, Ore.	Lake Oswego
14	Dukart, Thomas	OF	L/R	Fr.	6-2	194	Lake Oswego, Ore.	Lake Oswego
51	Ferrer, Ben	RHP	R/R	Jr.	5-11	212	Alpharetta, Ga.	South Forsyth/USC Upstate
44	Forrester, Garret	INF	R/R	So.	6-0	204	Fair Oaks, Calif.	Bella Vista
21	Frisch, Will	RHP	R/R	So.	6-0	222	Stillwater, Minn.	Stillwater
6	Fuchs, Greg	OF	L/R	Jr.	6-3	198	Mercer Island, Wash.	Mercer Island
3	Gretler, Matthew	INF	R/R	Jr.	6-0	195	Bonney Lake, Wash.	Bonney Lake
39	Grewe, David	RHP	R/R	Fr.	6-2	183	Richland, Wash.	Tri-City Prep
9	Guerra, Mason	INF	R/R	Fr.	6-3	197	Beaverton, Ore.	Westview
31	Hibbard, Jayson	RHP	RHP	So.	6-5	246	Nampa, Idaho	Skyview/ College of Southern Idaho
26	Hjerpe, Cooper	LHP	L/L	So.	6-3	200	Capay, Calif.	Woodland
40	Hunter, Jaren	RHP	R/R	So.	6-2	216	Damascus, Ore.	Sam Barlow
17	Kasper, Brady	OF	L/R	So.	6-1	198	Mission Viejo, Calif.	Capistrano Valley
35	Kmatz, Jacob	RHP	R/R	Fr.	6-3	218	Albuquerque, N.M.	Sandia
60	Larson, Van	LHP	L/L	Fr.	5-11	170	Mill Valley, Calif.	Marin Catholic
19	Lattery, AJ	RHP	R/R	So.	6-5	249	Prior Lake, Minn.	Prior Lake
34	Lawson, Ian	RHP	R/R	So.	6-7	241	Hillsboro, Ore.	Century
27	Logan, Gavin	C	L/R	Jr.	5-11	1212	Oyen, Alberta	Foothills Composite/ Linn-Benton CC
12	McDowell, Micah	OF	L/R	So.	6-1	195	Halifax, Nova Scotia	Foothills Composite
28	Meckler, Wade	OF	L/R	Jr.	5-10	178	Yorba Linda, Calif.	Esperanza
29	Melton, Jacob	OF/INF	L/L	Jr.	6-3	208	Medford, Ore.	South Medford/ Linn-Benton CC
25	Mundt, Joey	RHP	R/R	Jr.	6-5	218	Hughson, Calif.	Central Catholic
23	Myro IV, Paul	INF	R/R	RFr.	5-9	193	Las Vegas, Nev.	Palo Verde
41	Nelson, Cole	RHP	R/R	Fr.	6-4	200	Lynnwood, Wash.	Meadowdale
22	Pfennigs, Jake	RHP	R/R	Jr.	6-7	215	Post Falls, Idaho	Post Falls
20	Quinn, Victor	RHP	R/R	Fr.	6-1	217	O'Fallon, Mo.	Liberty
24	Reed, Tyree	OF	L/L	Fr.	6-3	205	Vallejo, Calif.	American Canyon
16	Sebby, Reid	RHP	R/R	Sr.	6-0	199	Huntington Beach, Calif.	Marina/ Cypress College
8	Smith, Tanner	C/INF	R/R	Fr.	5-11	212	Chandler, Ariz.	Basha
30	Stuhr, Sam	RHP	R/R	So.	6-1	200	Portland, Ore.	Madison/Lower Columbia CC
33	Thorsteinson, Justin	UT	L/L	So.	6-3	238	Langley, B.C.	Langley Secondary School
43	Townsend, Brock	RHP	R/R	Jr.	5-10	182	Eugene, Ore.	Churchill/Linn-Benton CC
2	Trosky, Jabin	INF	S/R	Fr.	5-10	180	Carmel, Calif.	Carmel
32	Verburg, Mitchell	RHP	R/R	RSr.	6-3	204	Lake Oswego, Ore.	Lake Oswego
18	Weber, Wilson	C	R/R	Fr.	6-0	211	Gresham, Ore.	Sam Barlow
13	Wheeler, TJ	C/INF	L/R	Jr.	5-10	204	Modesto, Calif.	Beyer/ Sacramento CC/Yavapai CC

Numerical Roster

No.	Name	Pos.
00	Cope, Hunter	RHP
1	Gipson, Ryan	AC
2	Trosky, Jabin	INF
3	Gretler, Matthew	INF
4	Boyd, Justin	OF
6	Fuchs, Greg	OF
7	Dukart, Jake	INF
8	Smith, Tanner	C/INF
9	Guerra, Mason	INF
10	Barney, Darwin	AC
11	Canham, Mitch	HC
12	McDowell, Micah	OF
13	Wheeler, TJ	C/INF
14	Dukart, Thomas	OF
15	Dernedde, Kyle	INF
16	Sebby, Reid	RHP
17	Kasper, Brady	OF
18	Weber, Wilson	C
19	Lattery, AJ	RHP
20	Quinn, Victor	RHP
21	Frisch, Will	RHP
22	Pfennigs, Jake	RHP
23	Myro IV, Paul	INF
24	Reed, Tyree	OF
25	Mundt, Joey	RHP
26	Hjerpe, Cooper	LHP
27	Logan, Gavin	C
28	Meckler, Wade	OF
29	Melton, Jacob	OF/INF
30	Stuhr, Sam	RHP
31	Hibbard, Jayson	RHP
32	Verburg, Mitchell	RHP
33	Thorsteinson, Justin	UT
34	Lawson, Ian	RHP
35	Kmatz, Jacob	RHP
36	Carpenter, DJ	RHP
37	Bazzana, Travis	INF
38	Case, David	LHP
39	Grewe, David	RHP
40	Hunter, Jaren	RHP
41	Nelson, Cole	RHP
43	Townsend, Brock	RHP
44	Forrester, Garret	INF
46	Dorman, Rich	AC
50	Brown, Ryan	RHP
51	Ferrer, Ben	RHP
52	Postlewait, Jake	UAC
55	Boisvert, Braden	UT
60	Larson, Van	LHP

Pronunciations

Braden **Boisvert**...Bwa-v-air
 Jake **Dukart** Doo-kart
 Thomas **Dukart** Doo-kart
 Ben **Ferrer** Fur-air
 Will **Frisch** f-r-IH-sh
 Greg **Fuchs** Fewks
 Mason **Guerra**...Guh-wear-uh
 Cooper **Hjerpe** Jer-p
 Jacob **Kmatz** Kuh-Mats
 Richie **Mascareñas**
Mas-car-rey-nas
 Joey **Mundt** Muhnt
 Jake **Pfennigs** Fen-igs
 Sam **Stuhr** Stu-er
 Jabin Trosky Jay-Bin
 Mitchell **Verburg**...VER-berg

Coaches And Support Staff

- 11 Mitch Canham**, Pat Casey Head Baseball Coach (3rd year)
- 10 Darwin Barney**, Assistant Coach (2nd year)
- 46 Rich Dorman**, Assistant Coach (3rd year)
- 1 Ryan Gipson**, Assistant Coach (4th year)
- Richie Mascareñas**, Undergraduate Assistant Coach (1st year)
- Jake Postlewait**, Undergraduate Assistant Coach (1st year)
- Ryan Gorton**, Director of Operations
- Braden Wells**, Director of Student-Athlete Development
- Brad Brown**, Director of Baseball Analytics and Advanced Scouting
- Jeremy Ainsworth**, Athletic Trainer
- Mike Henriques**, Strength & Conditioning Coach

Date	Day	Opponent	Location	TV	Time (PT)
Feb. 18	Friday	(1) vs. New Mexico	Surprise, Ariz.		11:00 a.m.
Feb. 19	Saturday	(1) vs. Gonzaga	Surprise, Ariz.		11:00 a.m.
Feb. 20	Sunday	(1) vs. Gonzaga	Surprise, Ariz.		11:00 a.m.
Feb. 20	Sunday	(1) vs. New Mexico	Surprise, Ariz.		4:00 p.m.
Feb. 24	Thursday	vs. Xavier	Surprise, Ariz.		12:00 p.m.
Feb. 25	Friday	vs. Xavier	Surprise, Ariz.		12:00 p.m.
Feb. 26	Saturday	vs. Xavier	Surprise, Ariz.		4:00 p.m.
March 1	Tuesday	Seattle	Corvallis, Ore.		5:35 p.m.
March 4	Friday	UC Irvine	Corvallis, Ore.		5:35 p.m.
March 5	Saturday	UC Irvine	Corvallis, Ore.		1:35 p.m.
March 6	Sunday	UC Irvine	Corvallis, Ore.		1:05 p.m.
March 11	Friday	at Washington State *	Pullman, Wash.		3:05 p.m.
March 12	Saturday	at Washington State *	Pullman, Wash.		2:05 p.m.
March 13	Sunday	at Washington State *	Pullman, Wash.		1:05 p.m.
March 15	Tuesday	Grand Canyon	Corvallis, Ore.		5:35 p.m.
March 16	Wednesday	Grand Canyon	Corvallis, Ore.		12:05 p.m.
March 18	Friday	Arizona State *	Corvallis, Ore.		5:35 p.m.
March 19	Saturday	Arizona State *	Corvallis, Ore.		1:35 p.m.
March 20	Sunday	Arizona State *	Corvallis, Ore.		1:05 p.m.
March 23	Wednesday	Seattle	Corvallis, Ore.		3:05 p.m.
March 25	Friday	at California *	Berkeley, Calif.	Pac-12 Network	6:00 p.m.
March 26	Saturday	at California *	Berkeley, Calif.	Pac-12 Network	2:00 p.m.
March 27	Sunday	at California *	Berkeley, Calif.	Pac-12 Network	12:00 p.m.
March 29	Tuesday	at Nevada	Reno, Nev.		5:00 p.m.
March 30	Wednesday	at Nevada	Reno, Nev.		12:00 p.m.
April 1	Friday	Stanford *	Corvallis, Ore.	Pac-12 Network	6:00 p.m.
April 2	Saturday	Stanford *	Corvallis, Ore.	Pac-12 Network	3:30 p.m.
April 3	Sunday	Stanford *	Corvallis, Ore.	Pac-12 Network	12:00 p.m.
April 5	Tuesday	at Portland	Hillsboro, Ore.		5:35 p.m.
April 8	Friday	at USC *	Los Angeles, Calif.		6:00 p.m.
April 9	Saturday	at USC *	Los Angeles, Calif.		2:00 p.m.
April 10	Sunday	at USC *	Los Angeles, Calif.		1:00 p.m.
April 14	Thursday	Long Beach State	Corvallis, Ore.		5:35 p.m.
April 15	Friday	Long Beach State	Corvallis, Ore.		5:35 p.m.
April 16	Saturday	Long Beach State	Corvallis, Ore.		1:35 p.m.
April 18	Monday	Gonzaga	Corvallis, Ore.		5:35 p.m.
April 19	Tuesday	Gonzaga	Corvallis, Ore.		5:35 p.m.
April 22	Friday	Washington *	Corvallis, Ore.		5:35 p.m.
April 23	Saturday	Washington *	Corvallis, Ore.		1:35 p.m.
April 24	Sunday	Washington *	Corvallis, Ore.		1:05 p.m.
April 26	Tuesday	at Oregon	Eugene, Ore.		6:00 p.m.
April 29	Friday	at Utah *	Salt Lake City, Utah	Pac-12 Network	10:00 a.m.
April 30	Saturday	at Utah *	Salt Lake City, Utah	Pac-12 Network	10:00 a.m.
May 1	Sunday	at Utah *	Salt Lake City, Utah	Pac-12 Network	6:00 p.m.
May 3	Tuesday	at Oregon	Eugene, Ore.		6:00 p.m.
May 6	Friday	Oregon *	Corvallis, Ore.	Pac-12 Network	7:00 p.m.
May 7	Saturday	Oregon *	Corvallis, Ore.	Pac-12 Network	6:00 p.m.
May 8	Sunday	Oregon *	Corvallis, Ore.	Pac-12 Network	2:00 p.m.
May 10	Tuesday	Portland	Corvallis, Ore.		5:35 p.m.
May 13	Friday	at Arizona *	Tucson, Ariz.	Pac-12 Network	7:00 p.m.
May 14	Saturday	at Arizona *	Tucson, Ariz.	Pac-12 Network	6:00 p.m.
May 15	Sunday	at Arizona *	Tucson, Ariz.	Pac-12 Network	12:00 p.m.
May 19	Thursday	UCLA *	Corvallis, Ore.	Pac-12 Network	6:00 p.m.
May 20	Friday	UCLA *	Corvallis, Ore.	Pac-12 Network	6:00 p.m.
May 21	Saturday	UCLA *	Corvallis, Ore.	Pac-12 Network	12:00 p.m.
May 25-29	Wed.-Sunday	(2) Pac-12 Tournament	Scottsdale, Ariz.	Pac-12 Network	TBA

Dates and times subject to change

* - Pac-12 Game • Home games in **BOLD**

(1) Sanderson Ford College Baseball Classic; Surprise Stadium; (2) Pac-12 Tournament; Scottsdale Stadium



MITCH CANHAM

Pat Casey Head Baseball Coach

3rd Year • #11
42-33

Two-time National Champion Mitch Canham was named the 21st head coach in Oregon State baseball's history on June 13, 2019.

Canham, the Pat Casey Head Baseball Coach, was revered by Beaver Nation in four years as a student-athlete, and is one of the most popular players in school history. He was a 2007 All-American and guided the Beavers to three trips to Omaha, culminating in National Championships in 2006 and 2007.

- Canham led Oregon State to a 37-24 record in his first full season at the helm of the program in 2021. The Beavers finished with a 16-14 record in Pac-12 play.
- Canham guided OSU to the Fort Worth Regional, where the Beavers advanced to the championship game. OSU went 3-2 in Texas, advancing to the winner-take-all game seven.
- Three Beavers earned all-league honors in 2021; Troy Claunch, Will Frisch and Jake Mulholland. Mulholland was named an All-American by the NCBWA and Frisch was a Freshman All-American by Collegiate Baseball.

Canham, a native of Richland, Wash., came back to the collegiate ranks after spending three-and-a-half seasons as a manager in the Seattle Mariners' organization.

- He led the Double-A Arkansas Travelers to a North Division First-Half Title in the Texas League after defeating Tulsa on June 9, just four days before becoming Oregon State's head coach. In nearly half a season at the Double-A level, Canham amassed a 42-22 record.
- Canham posted a .545 winning percentage at the professional level, going 264-220. He tallied winning seasons in three of the nearly four seasons, including 86 wins at Single-A Clinton in 2016.
- Canham followed his first managerial season by moving to high Single-A Modesto of the California League in 2017. In his first of two seasons with the Nuts, he led the club to a 74-68 record and



California League Championship. He was also named the California League Manager of the Year.

- Ten players from the 2017 Modesto Nuts club have already reached the Major Leagues (as of May 2021).
- Canham served as MLBers Braden Bishop and Pablo Lopez's manager at Clinton as well. There, he also helped advance the careers of Major Leaguers Alex Jackson, Zack Littell, Luiz Gohara and Osmer Morales.

Canham came to Oregon State from Lake Stevens, Wash., in 2004. He lettered three seasons for the Beavers - 2005-07 - and played in 183 games.

The Beavers won 46, 50 and 49 games, respectively, during his three on-the-field seasons, including 27 victories in the postseason. The 50 wins in 2006, at the time, marked an Oregon State single-season record.

- Canham batted .314 during his career, tallying 31 doubles, eight triples, 25 home runs and 152 runs batted in.
- The 152 RBI head into the 2021 season as the seventh-most in a career at Oregon State. The 25 home runs, meanwhile, rank ninth.
- He had an All-American season for the Beavers in 2007. He batted .326 as a redshirt junior, collecting 10 home runs and 59 RBI. He was also named an All-Pacific-10 Conference First-Team selection, a year after being named honorable mention.
- Canham was named the Most Outstanding Player of the 2005 Corvallis Regional and was selected to the All-College World Series Team in 2007.
- He opened his postseason career by batting .353 with three doubles and nine RBI in 2005, helping Oregon State to a 5-3 record and the program's first trip to Omaha since 1952.
- He followed that with a .289 batting average in 2006 and led the Beavers to their first of now three National Championships. Canham posted four doubles and 11 RBI in 13 games.
- Canham completed his career with a home run and six RBI in 2007 as the Beavers won their second title. Oregon State rolled to an 11-1 record en route to the championship.



As a business administration graduate, he excelled off the field while at OSU earning 2007 Academic All-America accolades and three-time membership on the Pac-10 Academic team. The five-time OSU Dean's List member was also a leader on Oregon State's Student-Athlete Advisory Committee and was presented the Bea-

vers' Glenn Klein Award for his community service contributions.

Following his senior season, the Pac-10 honored Canham as OSU's male recipient of the 2007 Tom Hansen Award, presented annually to the outstanding senior student-athlete based on exhibition of the greatest combination of performance, and achievement in scholarship, athletics and leadership.

Canham's contributions to local communities have continued during his professional career and include founding and serving as the CEO of BASE By Pros LLC, an organization that provides personalized baseball instruction and mentorship to kids across the country.

Following his stellar career at Oregon State, Canham was selected in the first round, 57th overall, by the San Diego Padres in the 2007 MLB First-Year Player Draft. He was the sixth first-round selection in Oregon State history.

He spent four seasons with the Padres' organization, reaching as high as Triple-A Portland. He also spent time with the Oakland Athletics, St. Louis Cardinals, Kansas City Royals and Washington Nationals' organizations before ending his professional playing career with the independent Lincoln Saltdogs in 2015.

Canham's business administration degree from Oregon State came in 2011. He and his wife, Marlis, have two children, Mack and Mya.

What They're Saying About Mitch Canham

"Mitch Canham is the type of person and coach who embodies what Oregon State University is about. His character and skill as a coach speaks volumes about why he has been so successful on and off the field in life, college and professional baseball. Coach Canham has had an exceptionally quick upward trajectory as a baseball leader since his playing days concluded and he returns to OSU with an impressive resume. What stands out most is Coach Canham's commitment to excellence by being an exemplary leader, role model for young men, and his burning desire to continue the success of a program that he put so much energy into as a player. In addition, the outpouring of support from former OSU student-athletes and recommendations by high level baseball personnel in the college and professional ranks has been impressive. It reiterates what many of Beaver Nation already know as to the character of Coach Canham." - *Vice President and Director of Athletics Scott Barnes*

"Coach Canham is a winner plain and simple. He represents the culture that so many OSU coaches and players have created. He was a tremendous leader as a student-athlete on and off the field and I have no doubt that the future of Oregon State baseball is in great hands." - *Former head coach Pat Casey*

"I've known Mitch since he was 19 years old playing for me in the Alaska Summer League. The privilege of watching him lead and mentor our players with the Mariners will continue to inspire me into the future. His selfless leadership, born out of a responsibility to help others, has been a highlight of my professional career." - *Seattle Mariners Director of Player Development Andy McKay*



The File On Mitch Canham

Coaching Experience

Oregon State, Pat Casey Head Baseball Coach (2019-pres.)
Arkansas Travelers, Manager (2019)
Modesto Nuts, Manager (2017-18)
Clinton LumberKings, Manager (2016)

College Education

Alma Mater: Oregon State, 2011
Degree: Business Administration

Playing Career

Collegiate: Oregon State (2004-07)

MLB Draft: 41st round of 2006 Draft (St. Louis Cardinals), 1st round of 2007 Draft (San Diego Padres)

Professional: *San Diego Padres organization (2007-10), Oakland Athletics organization (2011), St. Louis Cardinals organization (2012), Kansas City Royals organization (2013), Washington Nationals organization (2014)*
 Eugene, Northwest League (2007)
 Lake Elsinore, California League (2007-08)
 San Antonio, Texas League (2009-10)
 Portland, Pacific Coast League (2010)
 Midland, Texas League (2011)
 Sacramento, Pacific Coast League (2011)
 Memphis, Pacific Coast League (2012)
 Long Island, Atlantic League (2012)
 Omaha, Pacific Coast League (2013)
 Northwest Arkansas, Texas League (2013)
 Harrisburg, Eastern League (2014)
 Lincoln, American Association (2015)

Personal

Hometown: Richland, Wash.
High School: Lake Stevens High School
Wife: Marlis
Children: Mack and Mya

Mitch Canham Year-By-Year

Clinton LumberKings (Single-A)

YEAR	POSITION	W-L	PCT.
2016	Manager	86-54	.614
<i>Midwest League Runner-Up</i>			
Totals	1 Season	86-54	.614

Modesto Nuts (Single-A)

YEAR	POSITION	W-L	PCT.
2017	Manager	74-66	.529
<i>California League Champions</i>			
2018	Manager	62-78	.443
Totals	2 Seasons	136-144	.486

Arkansas Travelers (Double-A)

YEAR	POSITION	W-L	PCT.
2019	Manager	42-22	.656
<i>Texas League North Division 1st Half Champions</i>			
Totals	1 Season	42-22	.656

Oregon State Beavers (NCAA)

YEAR	POSITION	W-L	PCT.
2020	Head Coach	5-9	.357
2021	Head Coach	37-24	.607
Totals	2 Seasons	42-33	.560
Career	6 Seasons	311-253	.551

2017 California League Manager of the Year



DARWIN BARNEY

Assistant Coach • 1st Year
#10

Former Oregon State infielder and Major League Gold Glove winner Darwin Barney joined the Oregon State staff as an assistant coach on August 7, 2020.

- Oregon State finished with a .982 fielding percentage in 2021, setting a single-season program mark, besting the 2014 and 2018 teams, which posted a .979 mark. The .982 fielding percentage led the Pac-12 Conference and finished tied for third nationally.
- The Beavers posted a higher percentage in conference play, finishing with a .986 mark - six points better than No. 2 Stanford.

Barney, the 2012 National League Gold Glove winner at second base, came back to Corvallis three years after the completion of an eight-year Major League career. The Beaverton, Ore., native played in 814 games for the Chicago Cubs, Los Angeles Dodgers and Toronto Blue Jays. Barney totaled 117 doubles, 15 triples, 201 runs batted in and 29 stolen bases over those eight seasons.

Barney was supposed to serve as the manager of the Triple-A Nashville Sounds in 2020, but the Covid-19 pandemic cut the season short before any games were played. He was, however, able to work with the Texas Rangers in Spring Training in Surprise, Ariz.

He played in 191 games - he did not miss an OSU game - over three seasons for Oregon State, helping guide the Beavers to national titles in 2006 and 2007 and a trip to Omaha in 2005 as a freshman.

In those three seasons, Barney, who manned shortstop for OSU, collected a school-record 238 hits. His 765 career at bats rank first as well while his 152 runs scored ranks second. He is tied for eighth with 40 doubles and ranks 10th with 136 RBI.

Barney batted .311 with six triples, seven home runs and 36 stolen bases. He also walked 99 times to just 73 strikeouts.

He was selected in the fourth round, 127th overall, in the 2007 MLB First-Year Player Draft by the Chicago Cubs. Barney spent three seasons in the Cubs' Minor League system before making his MLB debut on Aug. 12, 2010 at San Francisco.

Barney played in 542 games for the Cubs from 2010-14. He was named the 2012 National League Gold Glove winner. He committed just two errors that season, in 731 chances, for a .997 fielding percentage. That season, he also set the NL's record for consecutive games without an error at 140 games, just three outs shy of the Major League record.

Barney concluded his Cubs' career in 2014 and played in 24 games over two years with the Los Angeles Dodgers, moving on to the Toronto Blue Jays in 2015. He appeared in 248 games for the Blue Jays, including 129 in 2017, his last season in the Major Leagues.

He and his wife, Lindsay, have four children: Hayden, Zoey, Devyn and Noah.

The File On Darwin Barney

Coaching Experience

Oregon State, Assistant Coach (2020-pres.)
Nashville Sounds, Manager (2020)

Playing Career

Collegiate: Oregon State (2005-07)

MLB Draft: 4th round of 2007 Draft (Chicago Cubs)

Professional: Chicago Cubs organization (2007-013), Los Angeles Dodgers organization (2014-15), Toronto Blue Jays organization (2015-17)
Cubs, Arizona League (2007)

Peoria Chiefs, Midwest League (2007)
Daytona Cubs, Florida State League (2008)
Tennessee Smokies, Southern League (2009)
Iowa Cubs, Pacific Coast League (2009-11, 2013)
Chicago Cubs, National League (2010-14)
Albuquerque Isotopes, Pacific Coast League (2014)
Los Angeles Dodgers, National League (2014-15)
Oklahoma City Dodgers, Pacific Coast League (2015)
Toronto Blue Jays, American League (2015-17)

MLB Honors: 2012 National League Gold Glove winner (second base); tied-7th 2011 National League Rookie of the Year voting; 2011 April National League Rookie of the Month; 2012 & 2013 Wilson Second Base Defensive Player of the Year

Personal

Hometown: Beaverton, Ore.
High School: Southridge High School
Wife: Lindsay
Children: Hayden, Zoey, Devyn, Noah





RICH DORMAN

Assistant Coach • 2nd Year
#46

Rich Dorman was appointed by Pat Casey Baseball Head Coach Mitch Canham as the team's pitching coach on August 9, 2019. Dorman came to Oregon State after three seasons as the pitching coach at Grand Canyon and eight years in the Seattle Mariners organization.

- Oregon State led the Pac-12 with a 3.48 earned run average in 2021, which also placed the Beavers ninth nationally. Only 38 teams finished with a sub-4.00 ERA.

- Dorman's first full season at the helm of the pitching staff, 2021, also saw the Beavers set a season-record with 611 strikeouts. OSU averaged better than 10 strikeouts per nine innings, the only team from the Pac-12 to reach that mark.

- Dorman's first season at Oregon State, 2020, was cut short due to the Covid-19 pandemic. But in just 14 games, he mentored a pitching staff that saw three first-time weekend starters, which included All-American Christian Chamberlain. The left-hander was taken in the fourth round of the draft by Kansas City after allowing just six hits with 34 strikeouts in 22 innings.

- Dorman's pitching staff at Grand Canyon posted a 4.16 earned run average in 2019, the second-best mark in the program's 14-year history at the Division I level. The Antelopes finished with a 3.02 ERA in conference play, which led the WAC and was the third-best mark in league play over a five-year stretch.

- The 2017 Antelopes, meanwhile, finished with a 3.57 ERA in conference play.

- Grand Canyon improved its win totals in each of his three seasons in Phoenix. GCU totaled 36 in 2019, up from 33 in 2018 and 29 in 2017. The Antelopes won 25 games in 2016 prior to his arrival.

- Grand Canyon was 57-18 in conference play in his three seasons and the club won 21-of-25 league series.

- Dorman mentored three pitchers who were drafted during his tenure at GCU. That includes right-handed pitcher Jake Wong, who was a third-round selection in 2018.

Dorman headed to Grand Canyon after eight seasons in the Minor League Baseball with the Seattle Mariners. He coached for four of those years at Single-A Everett (2009-10 and 2012-13). He also spent two years with the Arizona League Mariners (2014-15) and two one-year stints with Single-A Clinton (2011 and 2016). It was at Clinton in 2016 where he spent his first year on Canham's staff as the Lumberkings' pitching coach.

- Nine pitchers under Dorman's tutelage during his time with the Mariners have gone on to pitch at the MLB level. That includes Taijuan Walker, Pablo Lopez, Art Warren, Emilio Pagan, Freddy Peralta, Zach Littell and James Paxton.

- Everett's team ERA ranked in the upper half of the Northwest League in three of his four seasons. His staff posted a 3.22 ERA in 2010 and won a league title.

- Dorman's 2011 pitching staff at Clinton tallied 1,166 strikeouts, the second in the Single-A Midwest League.

- Upon returning to Clinton in 2016, Dorman's staff finished with a 3.12 ERA, good for second in the Midwest League. The team also

posted a league-best 50 saves.

Dorman pitched in three games for Oregon State in 1999 before transferring to Western Baptist (now Corban) in 2000. He was taken in the 13th round of the MLB Draft that year by Tampa Bay; he was the first player ever selected out of Corban.

He pitched in the professional ranks for nine seasons, appearing in 217 games, with 128 starts. He was 52-43 with a 3.80 ERA.

Dorman spent two seasons at the Single-A level with the Rays' organization before pitching in Seattle's organization for five seasons, reaching as high as Triple-A Tacoma in 2005. He followed that with one year with the Florida Marlins organization before ending his career back with the Mariners in 2008, appearing with Double-A West Tennessee and Triple-A Tacoma. He ended his career with 60 games at the Triple-A level.

Dorman and his wife, Cathy, have two children, Alexa Anne and Blake William.

The File On Rich Dorman

Coaching Experience

Oregon State, Assistant Coach (2019-pres.)
Grand Canyon, Assistant Coach (2016-2019)
Clinton LumberKings, Assistant Coach (2011, 2016)
Arizona League Mariners, Assistant Coach (2014-15)
Everett AquaSox, Assistant Coach (2009-10, 2012-13)

Playing Career

Collegiate: Oregon State (1999); Western Baptist (2000)

MLB Draft: 13th round of 2000 Draft (Tampa Bay Devil Rays)

Professional: *Tampa Bay Devil Rays organization (2000-01), Seattle Mariners organization (2002-06, 2008), Florida Marlins organization (2007)*
Hudson Valley, New York-Penn League (2000, 2001)
Charleston, South Atlantic League (2001)
Everett, Northwest League (2002)
Inland Empire, California League (2003, 2004)
Wisconsin, Midwest League (2003)
San Antonio, Texas League (2004, 2005)
Tacoma, Pacific Coast League (2005, 2006, 2008)
Arizona League Mariners (2005)
Albuquerque, Pacific Coast League (2007)
Carolina, Southern League (2007)
Gulf Coast League Marlins (2007)
West Tennessee, Southern League (2008)

Personal

Hometown: Medford, Ore.
High School: North Medford High School
Wife: Cathy
Children: Alexa Anne, Blake William





RYAN GIPSON

Assistant Coach • 3rd Year
#30

Former infielder and 2006 national champion Ryan Gipson is in his third season as an assistant coach with Oregon State after joining the program in October 2018.

- Oregon State, in 2021, ranked in the top half of the Pac-12 for runs scored, batting average, hits, doubles, home runs, walks and on-base percentage.

- Troy Claunch was named All-Pac-12 in 2021, while Garret Forrester and Jacob Melton earned honorable mention honors.

Oregon State was one of the top fielding teams in the Pac-12 Conference in 2019, ranking third with a .977 percentage. The Beavers committed just 49 errors in 57 games, turned 43 double plays and kept opposing basestealers to a less than 60 percent success rate.

Gipson came back to Oregon State after four seasons as the head coach at Linn-Benton Community College, where, in 2018, he led the Roadrunners to a 42-4 overall record and 29-1 mark in conference play.

LBCC was 119-58 (.672) in his four seasons as head coach, including a 72-16 (.818) mark his last two years.

Gipson lettered for the Beavers in 2005 and 2006, helping guide Oregon State to back-to-back trips to Omaha, including a national championship.

He played in 79 career games, starting 66, and batted .270 with 10 doubles, a home run and 36 runs batted in.

In 2005, he led the then-Pac-10 with a .500 on-base percentage and was named All-Pacific-10 Conference Honorable Mention. He batted .330 that season, collecting six doubles, a triple and 22 RBI while stealing nine bases. The Beavers made their first of three consecutive trips to Omaha that season.

A Central Point, Ore., native, he played for Shasta Community College prior to his career at Oregon State. He hit .358 as a sophomore and .344 as a sophomore.

Gipson served as an undergraduate coach for Oregon State in 2011 and 2012, then spent two seasons as an assistant coach at Dixie State in Utah. He graduated from Oregon State in 2006 with a bachelors of science in sociology.

Gipson is married to the former Ali Martin and the couple has two children, a daughter named Elliot, and a son, Parker.

The File On Ryan Gipson

Coaching Experience

Oregon State, Assistant Coach (2018-pres.)
Linn-Benton Community College, Head Coach (2015-2018)
Dixie State, Assistant Coach (2013-14)
Oregon State, Undergraduate Assistant Coach; (2011-12)

College Education

Alma Mater: Oregon State, 2006
Degree: Sociology

Playing Career

Collegiate: Oregon State (2005-06), Shasta Community College (2003-04)

Personal

Hometown: Central Point, Ore.
High School: Crater High School
Wife: Ali
Children: Parker, Elliot





RYAN GORTON

Director of Operations

Former Oregon State infielder, catcher and pitcher Ryan Gorton is in his first season as Oregon State's director of operations. He had previously served as an undergraduate assistant coach in 2018 and 2019.

Gorton returned to Corvallis after four seasons in the Oakland Athletics' organization after being selected in the 31st round of the MLB First-Year Player Draft in 2012. He began his professional career as a position player but moved to the mound permanently in 2015. A native of Tigard, Ore., he ended his career with a 2-2 record and 4.59 earned run average in 23 appearances, all of which came in relief.

Gorton lettered at Oregon State from 2009-12, where he saw action in the infield, behind the plate and on the mound. He batted .281 in 61 games, adding five doubles and 21 runs batted in.

He appeared in 46 games on the mound, including six starts, and tallied a 6-3 record with a 4.41 ERA. He threw a total of 87 2/3 innings, striking out 65.

The Tigard High School alum lettered four years in baseball, three in football and two in basketball.



BRADEN WELLS

Director of Student-Athlete Development

Former Oregon State outfielder Braden Wells is in his first season as the Beavers' Director of Student-Athlete Development.


Wells served as an undergraduate assistant coach for the Beavers in 2009 after playing outfield for OSU in 2007 and 2008.

Wells most recently was an assistant coach at Linn-Benton Community College. Prior to his stint with the Roadrunners, he was an assistant at Washington State from 2015-16. He served a three-year stint as an assistant coach at Concordia from 2013-15. Wells was also a graduate assistant at Grand Canyon in 2011 and 2012.

The Glendale, Ariz., native played in 88 games over two seasons at OSU. He batted .277 as a junior in 2007, helping the Beavers to the second of two consecutive national titles.

Wells played two seasons at Dixie State, where, as a sophomore, he was named First-Team All-Region after batting .358 with nine doubles, a triple and 31 RBI.

Wells was an All-State outfielder at Brophy College Prep in Arizona.



RICHIE MASCAREÑAS

Undergraduate Assistant

Former Oregon State infielder Richie Mascareñas is in his first season as an undergraduate assistant coach with the Beavers.

He appeared in eight games for the Beavers in 2020, and missed the entire 2021 season due to injury. Mascareñas totaled two hits with one RBI during the Covid-19 shortened 2020 season.

He came to Oregon State from Linn-Benton Community College, where he batted .338 as a sophomore, totaling nine doubles with 29 RBI and eight stolen bases. That earned him All-Region and All-League honors. He was an All-Region First-Team selection as a freshman after batting .326 with eight doubles, 24 RBI and 10 stolen bases.

A native of Las Vegas, he was a four-year letterwinner at Durango High School, earning All-State and All-Southern Nevada during his career.



JAKE POSTLEWAIT

Undergraduate Assistant

Former Oregon State left-handed pitcher Jake Postlewait is in his first season as an undergraduate assistant coach with the Beavers.

Postlewait played three seasons in the Minor Leagues with the Colorado Rockies organization, pitching in 73 games at the A-level. He posted a 10-20 record and made 49 starts.

Postlewait ended his professional career in 2007 with the St. Paul Saints, posting a 6-7 record.

A Corvallis, Ore., native, he pitched in 66 games for the Beavers from 2001-04, making 29 starts. He went 18-6 over his career, including an 11-3 record in 2004. Postlewait posted a 3.72 ERA in 15 starts in '04, earning First-Team All-Pac-10 Conference honors.

Postlewait was selected in the seventh round, 200th overall, in the 2004 MLB First-Year Player Draft by Colorado.

Postlewait was a four-year letterwinner at Corvallis High School. He was all-state second-team on the mound as a senior after finishing with a 9-2 record and 1.38 ERA.



Jeremy Ainsworth
Athletic Trainer




Mike Henriques
Sports Performance



Brad Brown
Director of Baseball Analytics and Advanced Scouting



Darr Tucknott
Academics



James Marshall
Lead Team Manager



Toni Langhans
Sports Dietitian



Abigail Darula
DAM Analytics



Connor Heath
DAM Analytics



Chase LaPerle
DAM Analytics



Eric Steneroden
DAM Analytics



Ted Stephenson
DAM Analytics



BECKY JOHNSON

University President
37th Year at Oregon State

Dr. Rebecca “Becky” Johnson became interim president of Oregon State University on May 1, 2021. Her appointment will last until a permanent president is in office.

As OSU’s interim president, Johnson works with students, faculty, staff, alumni and stakeholders to advance the university’s Strategic Plan 4.0. University priorities include supporting undergraduate and graduate student success; advancing support for faculty and staff in teaching, scholarship, research and outreach; and enhancing OSU’s legacy of more than 150 years of service throughout Oregon and the world.

She also will oversee the university’s return to on-site and in-person activities for the 2021-22 academic year, while OSU continues to observe and adhere to public health and virus mitigation strategies. Interim President Johnson works with faculty, staff and students to contribute to safety, assure that OSU is an antiracist, equitable and welcoming university community, and strengthen OSU’s programs addressing interpersonal violence and survivor support.

Johnson joined OSU in 1984 as an assistant professor in the College of Forestry and advanced to become a full professor. She served as associate dean for academic affairs in the College of Forestry from 2002 to 2005 and then vice provost for academic affairs and international programs for the university from 2005 to 2009. In 2002, while on special assignment, she led the university’s efforts to write its first strategic plan, and in 2008, directed implementation of INTO OSU, a public private partnership designed to drive internationalization efforts, the first of its kind in the US.

Interim President Johnson served as vice president of OSU-Cascades in Bend since 2009, helping to reshape the future of Central Oregon by increasing access to undergraduate and graduate degrees, enhancing business and industry innovation in the regional economy and collaborating with the community to grow philanthropic support for the Bend campus.

Under her leadership, OSU-Cascades progressed from an academic degree transfer program based on the Central Oregon Community College campus starting in 2001 to a four-year university with its own campus in 2016. Enrollment at OSU-Cascades has nearly tripled to almost 1,400 students. The campus now totals 128 acres and over time will serve 3,000 to 5,000 students.

Johnson received a bachelor’s degree in economics from the University of Wisconsin-Madison, where she played on the NCAA basketball and golf teams. She then received a master’s and doctoral degree in agricultural economics from Michigan State University. In 2015, she was named the Bend Chamber Woman of the Year, and in 2014, the Bend Source newspaper’s Woman of the Year.

Johnson is OSU’s first female president. She and her partner, Lori Elkins, live in Corvallis. Elkins is a structural engineer with Jacobs, a global engineering firm.

OREGON STATE UNIVERSITY

Oregon State University is a premier 21st-century public research university that draws people from all 50 states and more than 100 countries. We go wherever the challenges are, push ourselves to the edge of what’s known and keep going. We are determined to forge solutions. We are diverse, inclusive and welcoming. We are collaborative and are better working together. We embrace our responsibility to Oregon and the world, building a future that’s smarter, healthier, more prosperous and more just. We see what could be and have worked relentlessly to make it so since 1868.

Oregon State is Oregon’s largest university with more than 32,000 students, 11 colleges, 14 Agricultural Experiment Stations and forest research laboratories, county Extension offices, the Hatfield Marine Science Center in Newport, OSU-Cascades in Bend and academic programs in Portland. We have a presence in each of Oregon’s 36 counties, a statewide economic footprint of \$2.334 billion and an impact that reaches across the state and beyond.

ACADEMICS

Oregon State University’s outstanding faculty and academic programs consistently attract more high-achieving students than any other school in Oregon. We offer more than 200 undergraduate and 100 graduate degree programs through our 11 colleges, the Graduate School and the Honors College, one of only a handful of degree-granting honors programs in the U.S.

- The Center for World University Rankings placed Oregon State in the top 1.4% of degree-granting institutions of higher education in the world.

- Oregon State’s programs in forestry, oceanography, marine biology, natural resources, agriculture, human development and family sciences, computer science and robotics are ranked among the best in the U.S. and the world.

- U.S. News & World Report has ranked Oregon State’s Ecampus No. 4 in the nation and in the top 10 for online bachelor’s degree programs the last seven years in a row.

RESEARCH

Oregon State University earned nearly \$450 million in external research funding in the 2020 fiscal year, a new record. Oregon State is one of only three land, sea, space and sun grant universities in the U.S. and is the only university in Oregon to have earned both Carnegie Classifications for Highest Research Activity and Community Engagement. Oregon State is recognized for both scholarly achievement and the direct impact of applied development, fulfilling the land-grant mission to serve the public good.

The OSU research agenda, integrated with our strategic plan, guides faculty inquiry in three signature areas:

- Advancing the science of sustainable Earth ecosystems.
- Improving human health and wellness.
- Promoting economic growth and social progress.

Oregon State researchers are top-ranked in their fields, hold leadership positions in international and national professional organizations and have earned prestigious honors.





SCOTT BARNES

VP/Director of Athletics
5th Year at Oregon State

Scott Barnes was named Vice President and Director of Athletics Dec. 22, 2016 by then Oregon State University President Dr. Ed Ray.

In 2021, Barnes spearheaded the start of the Completing Reser Stadium project, a \$153 million renovation that will make the Beavers' home a best-in-class football facility with year-round programs and facilities for all OSU students, faculty and staff.

The gymnastics program opened a 20,000-square foot practice facility, the largest in the Pac-12. It is now a part of over \$14-million of completed improvements to women's facilities stemming from the Oregon State Athletics Strategic Plan Barnes initiated in 2018.

Oregon State, in 2021, finished 55th in the Learfield Directors' Cup as 11 of the program's teams advanced to the postseason. It's the program's best finish in the Cup in 15 years.

In Barnes' tenure, OSU Athletics has made significant strides academically and athletically. Beaver student-athletes are among the leaders in the Pac-12 Conference for academic accomplishments, the Valley Football Center officially re-opened and the popular Fan Experience Committee was created. In addition, he has increased the emphasis on fundraising and developing a sustainable business model that will ensure Beaver Athletics continues to progress and thrive, and debuted the BUILD THE DAM Strategic Plan to guide the program forward for future years.

Facilities has been at the forefront of Barnes' leadership at OSU. He has spearheaded facility projects that include a \$3.5 million refresh of the Sports Performance Center, completion of phase II of the Valley Football Center, a remodel of the men's and women's basketball locker rooms, the construction of Casey Corner at Goss Stadium at Coleman Field, the remodel of Paul Lorenz Field (soccer), among other projects.

Barnes has made numerous strategic hires with the Beavers' intercollegiate programs, including head football coach Jonathan Smith, head men's soccer coach Terry Boss, head women's rowing coach Kate Maxim, head track and field/cross country coach Louie Quintana, head baseball coach Mitch Canham, head women's soccer coach Lauren Sinacola, and head wrestling coach Chris Pendleton.

"We are building for stability and sustainability in all of our programs, and to create a vision that excites and inspires all of Beaver Nation," Barnes said.

As part of the overall university administration, Barnes serves on several key committees and represents OSU at the Pac-12 Conference and NCAA levels. The two-time Far West Region Athletic Director of the Year recently spent five years on the NCAA Men's Basketball Committee (Chair for 2014-15). As of July 1, 2020, he serves on the following Pac-12 committees: the Executive Committee (2019-20 Chair), NCAA Division I Men's Basketball Oversight Committee, Bowls Committee, Men's Basketball Tournament Committee, Men's Basketball Liaison, Television Committee, and Rose Bowl Management Committee. In addition, he is a faculty member on the Lead 1 Athletic Directors Association and in January 2018 he was one of four Director of Athletics in the country to visit Asia on a Nike sponsored trip.

Barnes has spent over three decades in athletics administration, including more than 20 years as an athletics director. He arrived back to his native Pacific Northwest from the University of Pittsburgh, where he served as the Panthers' Director of Athletics for nearly two years. Pittsburgh achieved high success academically and athletically that included bowl trips, conference titles and record academic achievements.

Prior to Pitt, Barnes headed the Utah State University athletics program from 2008-15 as Director of Athletics and was promoted to Vice President in 2012. While at Utah State, the Aggies experienced unprecedented success that included multiple bowl trips in football, 20 league titles and a successful transition to the Mountain West Conference.

Barnes has also served as the Director of Athletics at Eastern Washington University and Humboldt State University. In addition, he has held various athletics roles at the University of The Pacific, the University of San Diego, Iowa State University and the University of Washington. He also has experience in corporate business and professional basketball.

The Spokane native graduated from Fresno State with a bachelor's degree in 1986 and a master's degree in athletics administration and physical education in 1993. A basketball letterman under coach Boyd Grant, he helped the Bulldogs advance to two NCAA Tournaments and two NITs. Barnes was a second-team all-conference player as a senior before playing professionally in Germany.

He and his wife, Jody, have two children: Daughter, Milanna, and son, Isaac.

Barnes' accomplishments as the Vice President and Director of Athletics at Oregon State:

- Led searches that yielded head coaches Jonathan Smith (football), Mitch Canham (baseball), Kate Maxim (women's rowing), Louie Quintana (track and field/cross country), Terry Boss (men's soccer), Lauren Sinacola (women's soccer), and Chris Pendleton (wrestling).
- Announced Completing Reser Stadium, a project that will transform the program's football stadium into a national best-in-class facility beginning in 2023.
- The baseball team won the 2018 College World Series title.
- OSU's student-athlete population continues to set school records for cumulative GPAs.
- Developed Strategic and Facilities Master Plans.
- Oversaw final fundraising in the \$42 million Valley Football Center project.
- Spearheaded remodel and expansion of Goss Stadium at Coleman Field (2018-19), the Sports Performance Center (weight room), the Valley Football Center, the OSU Softball Complex (now Kelly Field), Paul Lorenz Field and the 20,000-square foot gymnastics practice facility.
- Led revamp of Our Beaver Nation; the fundraising arm for Athletics within the OSU Foundation.
- Spearheaded OSU's first Fan Experience Committee to improve all aspects of the game-day experience at Gill Coliseum, Reser Stadium, Goss Stadium at Coleman Field, the Whyte Track and Field Center and the OSU Softball Complex.
- Developed a business model to ensure OSU Athletics' continues to provide student-athletes with the best experiences possible through personnel, facilities, and academic support.

EXPERIENCE

Oregon State - Dec. 22, 2016 - present; Vice President/Director of Athletics

Pittsburgh - 2015-2016 - Director of Athletics

Utah State - 2012-2015 - Vice President/Director of Athletics

Utah State - 2008-2012 - Director of Athletics

Washington - 2005-2008 - Senior Associate A.D.

Eastern Washington - 1999-2005 - Director of Athletics

Humboldt State - 1997-1999 - Director of Athletics

Iowa State - 1995-1997 - Associate Athletic Director for Development

Iowa State - 1994-1995 - Director of Athletic Development

University of the Pacific - 1991-1994 - Associate Athletic Director for External Affairs

UoP Athletic Foundation - 1990-1994 - Executive Director

San Diego - 1989-1990 - Director of Athletic Development

Fresno Flames - 1988-1989 - General Manager

Renberg-Hamill, Inc. - 1986-1988 - Marketing


ASC Gottingen (Professional Basketball) - 1985-1986



Colleen Bee
Faculty Athletic
Representative



Kimya Massey
Deputy AD/Chief
Operating Officer



Dr. Doug Aukerman
Senior Associate AD/
Sports Medicine



Jacque Bruns
Sr. Associate AD/
CFO/SWA



Pat Casey
Sr. Assoc. AD/Special
Assistant to the AD



Aaron Escobar
Senior Associate AD/
VP Athletic
Development



Kyle Bjornstad
Associate AD/
Chief of Staff



Ryan Bucher
Associate AD/
Facilities & Event
Management



Cynthia Castro
Associate AD/
Academics



Sara Elcano
Associate AD/Fan En-
gagement & Revenue
Generation



Jeff Macy
Associate AD/
Sports Performance



Diana Ulrey
Associate AD/
Compliance



Arthell Woods
Associate AD/
Business



Travis #37
Bazzana IF

Freshman • 6-0 • 197 • HS
Bats/Throws: L/R
Sydney, Australia
Turramurra

Turramurra High School

- Participated in the U18 Baseball World Cup for Team Australia in 2019. Collected six hits and four RBI over nine games as Australia went 4-5 including a 4-1 win over Japan.
- Lettered in Cricket First XI from grade 7-12 as a wicketkeeper/opening batsmen. Captained his team to its first ever state championship.
- Also participated in track and field (100m dash, long jump and high jump), basketball, soccer and rugby.

Personal

- Born August 28, 2002.
- Son of Jenny and Gary Bazzana.
- Has two brothers: Hayden and Mitchell.
- Majoring in kinesiology.
- Would like to be a sports performance coach or sports psychologist after his playing career.
- Has volunteered as a softball coach with Special Olympics Australia.
- On why he chose Oregon State: After spending time with staff and players, I felt certain that joining Beaver Nation would give me the best opportunity to grow as a person and player. I could also see myself building incredible lifelong relationships with the wonderful people apart of the family."



Braden #55
Boisvert UT

R. Sophomore • 6-1 • 220 • TR
Bats/Throws: R/R
Sonoita, Ariz.
Empire/Scottsdale CC/Seward County CC

Pronounced Bwa-vair

Seward County Community College

- Played for the community college in Liberal, Kansas.
- Appeared in 50 games in 2021. Batted .363 with 11 doubles, one triple and 15 home runs with 62 RBI.
- Also pitched in 12 games, making one start. Finished 3-1 with a 7.47 ERA in 15 2/3 innings. Struck out 24.

Scottsdale Community College

- Played for the program during the 2020 season.
- Appeared in 16 games, batting .720 with four doubles, one home run and 10 RBI.
- Also pitched in seven games. Finished 1-0 with three saves. Posted a 0.00 ERA in six innings of work, striking out eight.

Empire High School

- Lettered for three seasons at first base and pitcher.

- Earned First-Team All-State and League Most Valuable Player honors during his career.
- Batted .371 as a senior, collecting three doubles and two triples with 16 RBI. Pitched in four games, posting a 1-2 record. Struck out six in 6 2/3 innings.
- Hit .326 his junior season, finishing with three doubles and nine RBI. Was 1-0 on the mound, throwing 5 2/3 innings in six appearances.

Personal

- Born April 28, 2001 in Tucson, Ariz.
- Son of Linda and Tom Boisvert.
- Has one sister, Brooke.
- Has one brother, Brody.
- Majoring in kinesiology.
- Would like to go into the medical field after his playing career. He would also like to be a coach.
- Enjoys playing the guitar and wood working in his spare time.
- Chose Oregon State "to grow as an athlete and continue my education at one of the best baseball schools in the country."



Justin #4
Boyd IF/OF

Sophomore • 6-0 • 201 • 1L
Bats/Throws: R/R
Parker, Colo.
Legend

2021

- Fort Worth All-Regional Team selection.
- Played in 27 games, making 19 starts. Batted .301 with four doubles, two triples and 10 RBI. Drew 10 walks.
- Posted back-to-back two hit efforts in wins over TCU and Dallas Baptist, adding two RBI with a double (6/6).
- Made his first career start in center and went 2-for-5 with two runs and two RBI in the finale at Stanford (5/29).
- Set a career-high with three hits, doubling and driving in a run, in the series finale versus Arizona (5/23).
- Tripled in the series opener versus Arizona (5/21).
- Drove in two runs and finished 2-for-4 with a walk and run scored in the finale at Arizona State (5/16).
- Posted his second multi-hit game of the season with a 2-for-4 night in the opener at UCLA (4/30).
- Drove in his first two career runs via a double in a win over Portland (4/20).
- Posted his first career hit and finished 2-for-3 in the series finale versus BYU (3/6).

2020

- Did not play.

Legend High School

- Four-year letterwinner for head coaches Scott Fellers and Scott Boyd.
- Rated as the No. 2 player in the state of Colorado by Prep Baseball Report. Among the top 200 players nationally regardless of position.
- Played for the Reds team at the 2018 Area Code Games.
- Batted .487 as a senior, collecting six home runs, 31 RBI and six stolen bases. Posted a .604 on-base percentage and .948 slugging percentage.
- Named All-League and All-State as a junior.

- Earned First-Team All-State for academics as both a sophomore and a junior.
- In 2018, batted .478 with seven home runs, nine doubles, 17 RBI and 12 stolen bases.
- Hit .368 as a sophomore, collecting one home run, five doubles, seven RBI and nine stolen bases.

Personal

- Born March 30, 2001 in Littleton, Colo.
- Son of Karen and Scott Boyd.
- Has three brothers: Landon, Connor and Braden.
- Has two sisters: Brie and Brooke.
- Has been on Legend High School's Honor Roll.
- Majoring in finance.
- Is active in community service: assisted a family on their ranch, cleans trash around his church, has built a fence for his community and regularly packs food for those in need.
- Chose Oregon State "because of the culture that is built into the school and how amazing the people are. I fell in love with the campus."

Boyd's Career Single-Game Highs

Hits: 3, Arizona, May 23, 2021
Doubles: 1, 4 times
Triples: 1, vs Dallas Baptist, Jun 07, 2021 ; Arizona, May 21, 2021
Total bases: 4, Arizona, May 23, 2021
RBI: 2, Portland, Apr 20, 2021 ; at Arizona State, May 16, 2021 ; at Stanford, May 29, 2021
Runs scored: 2, Portland, Apr 20, 2021 ; at Stanford, May 29, 2021
Walks: 2, at Grand Canyon, Feb 27, 2021
Hit by pitch: 2, Portland, Apr 20, 2021
Struck out: 2, 4 times
Sac flies: 1, at Portland, May 18, 2021
Sac bunts: 1, at Stanford, May 27, 2021 ; at Stanford, May 29, 2021
At bats: 5, at TCU, Jun 06, 2021 ; vs Dallas Baptist, Jun 07, 2021 ; at Stanford, May 29, 2021
Stolen bases: 1, at Stanford, May 29, 2021
Caught stealing: 1, at UCLA, Apr 30, 2021
Field chances: 13, at Grand Canyon, Feb 27, 2021
Putouts: 13, at Grand Canyon, Feb 27, 2021
Assists: 1, at Arizona State, May 15, 2021 ; Arizona, May 23, 2021



Ryan Brown #50 RHP

Sophomore • 6-2 • 214 • 1L
Bats/Throws: R/R
Salem, Ore.
South Salem

MLB First-Year Player Draft

- Taken in the 26th round of the 2019 MLB First-Year Player Draft by the New York Yankees but did not sign.

2021

- Did not play. Redshirted.

2020

- Appeared in three games, all in relief.
- Worked 3 1/3 innings, going 0-0 with a 0.00 ERA. Allowed four hits and two unearned runs with one walk and two strikeouts.

South Salem High School


- Letterwinner for head coach Max Price.
- Lettered four years, playing at short and on the mound.
- Rated as the No. 3 high school prospect in the state of Oregon by Baseball Northwest.
- Named 6A All-State Second Team as a senior. On the mound, was 7-0 with a 2.22 ERA. Allowed 38 hits in 50 1/3 innings, striking out 69.
- All-State honorable mention as a junior, also earning First-Team All-League honors.
- Also named First-Team All-Conference as a pitcher his sophomore season.
- Second-Team All-Conference at shortstop as a freshman.

Personal

- Born November 2, 2000.
- Son of Shannan and Chris Brown.
- Has one brother, Brett.
- Majoring in sociology.
- Would like to go into real estate after his playing career.
- Has served his community by volunteering as a Little League Baseball coach.
- Chose Oregon State because "OSU has a great business program."

Brown's Career Single-Game Highs

Innings pitched: 2.0, at San Diego State, Feb 29, 2020
Walks allowed: 1, UC Santa Barbara, Mar 08, 2020
Strikeouts: 2, at San Diego State, Feb 29, 2020
Batters faced: 6, vs Gonzaga, Feb 15, 2020 ; at San Diego State, Feb 29, 2020
Field chances: 1, at San Diego State, Feb 29, 2020 ; UC Santa Barbara, Mar 08, 2020
Assists: 1, at San Diego State, Feb 29, 2020



DJ Carpenter #36 RHP

Junior • 6-8 • 242 • TR
Bats/Throws: R/R
Moreno Valley, Calif.
Martin Luther King Jr./Central AZ

Central Arizona College

- Posted a 0-0 record and 1.93 earned run average as a sophomore at Central Arizona College. Struck out 16 in 9 1/3 innings.
- Helped Central Arizona to a national title as a freshman. Posted a 0-2 record and 5.06 ERA in 21 1/3 innings, striking out 31.

Martin Luther King Jr. High School

- High school letterwinner for head coach Steve Madril.
- Under Armour preseason All-American as a senior.
- Posted a 2-3 record and 4.10 ERA in 27 1/3 innings as a senior. Struck out 30.

Personal

- Born February 8, 2000.
- Son of Kathy and Troy Carpenter.
- Has two sisters: Taylor and Brittney.
- Would like to go into scouting or coaching after his playing career.
- Chose Oregon State because "it is one of the best programs in the country in a top conference. I feel like I can develop even more here and win a championship."



David Case #38
LHP

Freshman • 6-0 • 178 • HS
Bats/Throws: L/L
Pasadena, Calif.
Loyola

Loyola High School

- Letterwinner for head coach Sean Buller.
- Also played outfield and first base at Loyola High School.
- Pitched in 13 2/3 innings in a shortened 2020 season, striking out 12. Batted .353 with two doubles and three RBI.
- Finished with four saves and 15 strikeouts in 11 2/3 innings his sophomore season.

Personal

- Born February 10, 2003.
- Son of Christine and Russell Case.
- Majoring in business administration at Oregon State. Would like to be an investor in the business world after his playing career.
- Has volunteered as a coach for Challengers Baseball as well as a youth travel team. Has spent time helping out at food banks and with various activities at his church.
- Chose Oregon State because of "the rich winning tradition, paired with a great set of coaches who are building selfless teams and developing student-athletes into better baseball players and better people."



Hunter Cope #00
RHP

R. Freshman • 7-0 • 267 • TR
Bats/Throws: R/R
Newport Beach, Calif.
Mater Dei/Arizona

Arizona

- Did not play and redshirted in 2021.
- Made one relief appearance in 2020, throwing 1/3 of an inning versus Houston on March 6.

Mater Dei High School

- Lettered three years in baseball and one year in basketball.
- Earned second-team all-league honors as a senior.
- Team captain as a junior.

Personal

- Son of Lisa and Bill Cope.
- Has one sister, Taylor, and one brother, Parker.
- Enjoys playing basketball and going to the beach in his spare time.



Kyle Dervedde #15
IF/OF

Sophomore • 5-8 • 183 • 1L
Bats/Throws: R/R
Tualatin, Ore.
Tualatin

2021

- Fort-Worth All-Regional Team.
- Played in 16 games, starting nine. Batted .290 with four doubles, nine RBI and 10 walks.
- Tied an OSU postseason single-game record with six RBI in a 2-for-3 effort versus McNeese, doubling twice (6/5).
- Went 2-for-3, scoring three runs, with two walks in the series finale at Stanford (5/29).
- Hit his first career double in a 1-for-2 day in the finale at Washington (3/29).
- Singled for his first career hit in the win over New Mexico (2/20).

2020

- Did not play.

Tualatin High School

- Letterwinner for head coach Jake Austin.
- Played four seasons for Tualatin High School.
- Rated as the No. 5 prospect in the state of Oregon by Baseball Northwest.
- Competed for the Royals team at the 2018 Area Code Games.
- Four-time first-team all-league selection.
- Tualatin High School's career leader in hits (124), RBI (72), doubles (31), triples (8), walks (54) and runs scored (92).
- 2019 The Times' Tualatin High School Student-Athlete of the Year.
- Batted .440 with 10 doubles, eight triples, two home runs and 31 RBI as a senior. Named All-League and All-State in 2019.
- As a junior, named First-Team All-League and Second-Team All-State.
- Batted .365 with five doubles, two triples, two home runs and 16 RBI in 2018.
- Earned honorable mention All-State as a sophomore, and was First-Team All-League. Also named Tualatin's Most Valuable Player.
- Batted .300 with six doubles, one home run and 11 RBI in 2017.
- First-Team All-League selection as a freshman in 2016.
- Batted .375 with 10 doubles, one triple and 24 RBI his first season at Tualatin.
- Lettered three seasons in football. 2018 Second-Team All-League selection at quarterback and kicker and honorable mention at punter.

Personal

- Born November 8, 2000 in Portland, Ore.
- Son of Mary and Mark Dervedde.
- Majoring in business administration.
- Was a Multnomah Athletic Club Scholar-Athlete and was on Honor Roll all four years of high school. Had been on the National Honor Society for two years.
- Has served in the community with Portland Meals on Wheels, and has volunteered his time at Heart 2 Heart Farms. Has also organized food drives and volunteered at the Tualatin Food Pantry.
- Chose Oregon State because "has been a dream of mine to be a Beaver since I was little, We have had season tickets to football and baseball games most of my life."

Dernedde's Career Single-Game Highs

Hits: 2, vs McNeese, Jun 05, 2021 ; at Stanford, May 29, 2021
 Doubles: 2, vs McNeese, Jun 05, 2021
 Total bases: 4, vs McNeese, Jun 05, 2021
 RBI: 6, vs McNeese, Jun 05, 2021
 Runs scored: 3, at Stanford, May 29, 2021
 Walks: 2, vs Gonzaga, Feb 21, 2021 ; at Stanford, May 29, 2021
 Hit by pitch: 1, at TCU, Jun 06, 2021
 Struck out: 2, at Grand Canyon, Feb 27, 2021 ; at TCU, Jun 06, 2021
 Sac bunts: 1, vs McNeese, Jun 05, 2021
 At bats: 4, at Grand Canyon, Feb 27, 2021
 Stolen bases: 1, at TCU, Jun 06, 2021
 Field chances: 9, Oregon, Mar 14, 2021
 Putouts: 4, Oregon, Mar 14, 2021
 Assists: 5, vs Gonzaga, Feb 21, 2021 ; at Grand Canyon, Feb 27, 2021 ; Oregon, Mar 14, 2021



Jake Dukart #7 IF

Junior • 6-2 • 198 • 3L
 Bats/Throws: L/R
 Lake Oswego, Ore.
 Lake Oswego

MLB First-Year Player Draft

• Selected in the 36th round of the 2018 MLB First-Year Player Draft by Boston but did not sign.

2021

- Played in 50 games, making 47 starts. Batted .268 with 11 doubles, one triple, two home runs and 23 RBI. Walked 21 times.
- Tripled home two runs in the third for the game winners in a 1-for-3 night versus Arizona (5/22).
- Extended his hit streak to four games with a 2-for-4 night at Portland (5/18).
- Set a career-high with three RBI via a three-run home run and went 3-for-4 with a double versus USC (5/8).
- Doubled, walked, scored two runs and went 2-for-4 versus Gonzaga (4/6).
- Doubled twice and drove in two runs in a 2-for-3 day in the finale versus Utah (4/3).
- Tied a career-high with four hits and drove in a run in the opener versus Utah (4/1).
- Went 3-for-4 and scored a run in the opener against Washington (3/26).
- Doubled twice and went 3-for-4 with a run and an RBI versus Washington State (3/20).
- Hit his first career home run and drove in a pair of runs in a win over New Mexico (2/22).

2020

- Played in 12 games, making 11 starts.
- Batted .323 (10-for-31) with seven runs scored, three doubles, one RBI and 17 walks, which led the team.
- Doubled three times and walked twice in five plate appearances in the series finale against UC Santa Barbara (3/8).
- Set a career-high with four hits, totaling one RBI, in the win over Gonzaga (2/16).

2019

- Played 37 games, starting 20, and batted .210 with three doubles and 12 RBI.

- Pac-12 play: Played in 12 games, making nine starts, and batted .324 with two doubles and eight RBI.
- Tallied a 2-for-4 day versus Oregon, driving in a run (5/12).
- Set a career-high with three hits, going 3-for-4 in the finale versus Arizona (4/20).
- Went 2-for-3 with two RBI and a walk in the first game of a doubleheader versus Arizona (4/20).
- Singled home what turned out to be the game-winning runs in the fifth inning versus Arizona State and finished 2-for-4 with a walk (4/14).

Oregon State Football

- Served as a backup quarterback for the Beavers for part of the 2018 season, leaving the program in late September to join Oregon State baseball during fall practices.

Lake Oswego High School

- Lettered for head coach Jake Anders.
- Batted .371 with a .519 on-base percentage as a senior. Added 14 extra-base hits and 17 stolen bases.
- Named the Lake Oswego Athlete of the Year by Pamplin Media after his senior season.
- Rated as the No. 448 prospect nationally by Perfect Game.
- Also lettered two seasons in football, playing quarterback.

Personal

- Born August 21, 1999 in Portland, Ore.
- Son of Nicole and Derek Dukart.
- Has one brother, Thomas, and one sister, Katie.
- Majoring in business administration.
- Father, Derek, played collegiate baseball at Nebraska and spent four seasons in the New York Yankees organization from 1994-97
- His uncle, Eric, attended Oregon State.

Dukart's Career Single-Game Highs

Hits: 4, Utah, Apr 01, 2021 ; vs Gonzaga, Feb 16, 2020
 Doubles: 3, UC Santa Barbara, Mar 08, 2020
 Triples: 1, Arizona, May 22, 2021
 Home runs: 1, vs New Mexico, Feb 22, 2021 ; USC, May 08, 2021
 Total bases: 7, USC, May 08, 2021
 RBI: 3, USC, May 08, 2021
 Runs scored: 3, at San Diego State, Feb 27, 2020 ; at Washington, Mar 29, 2021
 Walks: 3, Gonzaga, Apr 05, 2021 ; at San Diego State, Feb 27, 2020
 Hit by pitch: 1, 9 times
 Struck out: 3, at Oregon, Apr 09, 2021
 Sac flies: 1, 4 times
 Sac bunts: 1, 8 times
 At bats: 5, 11 times
 Field chances: 8, vs Gonzaga, Feb 15, 2020
 Putouts: 4, vs Gonzaga, Feb 15, 2020
 Assists: 5, Utah, Apr 03, 2021



Thomas Dukart #14 OF

R. Freshman • 6-2 • 194 • RS
 Bats/Throws: L/R
 Lake Oswego, Ore.
 Lake Oswego

2021

- Did not play. Redshirted.

Lake Oswego High School

- Letterwinner for head coach Jake Anders.
- Rated as the No. 9 high school player in the state of Oregon by Prep Baseball Report and No. 10 by Baseball Northwest.
- Baseball Northwest has him as the No. 1 outfielder in the state.
- Competed in the 2019 Area Code Games for the Royals team.
- All-league in baseball and football during his tenure at Lake Oswego.

Personal

- Son of Nicole and Derek Dukart.
- Has one brother, Jake, and one sister, Katie. Brother, Jake, lettered for Oregon State in 2019 and is on the roster for the 2020 season.
- Majoring in construction engineering management.
- Chose Oregon State because "it's close to home with a great baseball organization and I love the campus."



Ben Ferrer #51 RHP

Junior • 5-11 • 212 • TR
Bats/Throws: R/R
Alpharetta, Ga.
South Forsyth/USC Upstate

Pronounced Fur-Rare

USC Upstate

- Pitched in 25 games from 2019-21, making 11 starts. Posted an 8-3 record with a 3.95 earned run average in 86 2/3 innings.
- Struck out 78 to 26 walks.
- Was 4-2 with a 4.09 ERA in 2021, making eight appearances, including seven starts. Struck out 38 in 44 innings.
- Posted a 2-0 record and 1.46 ERA in two starts in the Covid-19 shortened 2020 season.
- Opened his collegiate career with 15 appearances in 2019, making two starts. Struck out 20 in 30 1/3 innings with a 4.75 ERA. Earned one save.
- Member of the Big South Conference Presidential Honor Roll from 2019-21.

South Forsyth High School

- Earned recognition as top 500 player by Perfect Game.
- Finished with a 7-2 record and 1.84 ERA as a senior. Tallied 76 strikeouts.
- Offensively, batted .421 as a junior and finished with a 1.095 OPS.
- Named all-region after posting a 3-1 record and 1.30 ERA as a junior.
- Tallied a 23/5 strikeout-to-walk ratio.
- Also played third and first base.

Personal

- Born November 20, 1999.
- Son of Whitney and Javier Ferrer.
- Has two brothers, Nic and Daniel.
- Majoring in business administration.
- Would like to go into financial advising after his playing career.
- Chose Oregon State "to be a part of the Beaver family and win a national championship."



Garret Forrester #44 IF

Sophomore • 6-0 • 204 • 1L
Bats/Throws: R/R
Fair Oaks, Calif.
Bella Vista

2021

- Fort Worth Regional All-Tournament Team.
- All-Pac-12 Honorable Mention.
- Played in 52 games, making 48 starts. Batted .299 with eight doubles, one triple, seven home runs and 32 RBI. Walked 33 times.
- Hit the game-winner in walkoff home run fashion versus Dallas Baptist, and went 2-for-5 (6/6).
- Posted a 2-for-4 day versus TCU, adding one walk (6/6).
- Walked twice and finished 2-for-3 with two runs scored and an RBI versus McNeese (6/5).
- Went 2-for-4 with a run, RBI and a walk in the series finale versus Arizona (5/23).
- Singled in a pair of runs in the fourth inning in the opener at Arizona State (5/14).
- Drove in two on his first career triple in the opener at UCLA (4/30).
- Picked up a three-hit effort for the second consecutive game, going 3-for-6 with a run and RBI in the finale at UC Irvine (4/25).
- Tied a season-high with three hits, including a home run and a double, in the second game of the series at UC Irvine (4/24).
- Drove home two runs, including the game-winner on a sixth-inning single, in the series finale versus Cal (4/18).
- Posted two hits and set a season-high with three runs scored in the opener against California (4/16).
- Hit his fifth home run of the season in a 1-for-4 day versus Utah (4/2).
- Homered for the second consecutive game and finished 2-for-5 with two runs scored in the finale at Washington (3/29).
- Hit a two-run home and drove in two more via a double in a 3-for-3 effort versus Washington (3/27).
- Homered and drove in two in the opener versus Santa Clara (3/23).
- Hit his first career home run and went 3-for-4 with a walk and three RBI versus Washington State (3/20).
- Drove in his first career run in the series opener versus Washington State (3/19).
- Tallied his first career hit, a double, in the win over Gonzaga (2/21).

Bella Vista High School

- Letterwinner for head coach Greg Olsen
- Earned Second-Team All-State and First-Team NorCal honors during his career. Also selected as Offensive Player of the Year.
- Two-time first-team all-conference selection.
- Batted .500 with 15 doubles, nine home runs and 26 RBI as a junior.
- Hit .333 his sophomore campaign, tallying four doubles, four home runs and 19 RBI.

Personal

- Born Nov. 11, 2001 in Roseville, Calif.
- Son of Melissa and Gary Forrester.
- Has one brother, Brandon.
- Father, Gary, played in the Los Angeles Dodgers and California Angels organizations from 1989-91.
- Would like to go into farming after his playing career.
- Is a HOPE Worldwide volunteer. Has also volunteered at various

baseball camps.

• Chose Oregon State because “it’s been my dream school since I was nine, and family and friends have gone to school there.”

Forrester’s Career Single-Game Highs

Hits: 3, 4 times

Doubles: 1, 8 times

Triples: 1, at UCLA, Apr 30, 2021

Home runs: 1, 7 times

Total bases: 7, at UC Irvine, Apr 24, 2021 ; at Washington, Mar 27, 2021

RBI: 4, at Washington, Mar 27, 2021

Runs scored: 3, California, Apr 16, 2021

Walks: 3, at Stanford, May 29, 2021

Hit by pitch: 2, BYU, Mar 05, 2021

Struck out: 3, at UC Irvine, Apr 25, 2021 ; at Portland, Mar 30, 2021

Sac flies: 1, at Loyola Marymount, Apr 27, 2021 ; USC, May 07, 2021

At bats: 6, at UC Irvine, Apr 25, 2021

Stolen bases: 1, Gonzaga, Apr 05, 2021

Caught stealing: 1, Arizona, May 23, 2021

Field chances: 14, USC, May 09, 2021

Putouts: 12, USC, May 09, 2021

Assists: 3, USC, May 08, 2021



Will Frisch #21 RHP

Sophomore • 6-0 • 222 • 2L

Bats/Throws: R/R

Stillwater, Minn.

Stillwater

MLB First-Year Player Draft

• Selected in the 36th round of the 2019 MLB First-Year Player Draft by Minnesota but did not sign.

2021

- Collegiate Baseball Freshman All-American.
- All-Pac-12 First Team.
- Pitched in 20 games, making six starts. Finished with a 3-0 record and 2.38 ERA in 56 2/3 innings. Struck out 54 and held opponents to a .222 batting average.
- Earned his third win after limiting USC to one hit with three strikeouts in 4 2/3 scoreless innings (5/8).
- Struck out four in 2 2/3 scoreless innings at UCLA (4/30).
- Limited UC Irvine to one hit and a walk with three strikeouts in 3 2/3 scoreless innings of relief (4/24).3
- Tossed 4 2/3 innings of relief in the finale versus Cal, scattering three hits and a run with two strikeouts (4/18).
- Scattered five hits and a run in five innings versus Oregon but did not figure in the decision (4/11).
- Set a career-high with seven strikeouts and allowed four hits and a run in five innings in a start vs. Washington, earning the win (3/29).
- Tied a career-best with five strikeouts in three scoreless innings versus Washington State (3/19).
- Tossed 2 2/3 scoreless innings in the finale versus BYU, striking out one (3/6).
- Picked up his first career win after holding New Mexico to five hits and two runs in five innings; struck out five (2/22).
- Majoring in civil engineering.

2020

- Made seven appearances, with one start.
- Did not finish with a decision and posted a 2.61 ERA.
- Worked 10 1/3 innings, striking out 12 to six walks. Allowed five hits and five runs, three earned.
- Tossed two scoreless innings of relief versus UC Santa Barbara in the series finale, striking out two (3/8).
- Made his first career start and struck out four in two innings at San Diego State (3/1).
- Threw two scoreless innings in the opener at San Diego State (2/27).
- Made his collegiate debut versus Gonzaga, striking out one in two jnnings (2/15).

Stillwater High School

- Letterwinner for head coach Mike Parker.
- Rated second in the state of Minnesota - and the No. 1 right-handed pitcher by Prep Baseball Report. Ranked as one of the top 50 right-handers nationally and 125th overall regardless of position.
- Played for the White Sox team at the 2018 Area Code Games.
- 2019 Star Tribune All-Metro First Team and a finalist for the Pioneer Press East Metro Player of the Year.
- Helped lead Stillwater to a 23-3 record and appearance in the state title game as a senior.
- Earned All-Conference, All-State and All-Section honors during his high school career.
- Played first, third and pitched during his career.
- Helped Stillwater to a Class-AAAA state title his junior year. Allowed one hit with seven strikeouts in 4 2/3 innings in the semifinal game versus Blaine High School.

Personal

- Born July 14, 2000 in St. Paul, Minn.
- Son of Kelly and Tim Frisch. Has one sister, Molly.
- Majoring in civil engineering.
- Was a member of National Honor Society and had been on the Honor Roll at Stillwater.
- Academic All-State Team as a senior in high school.
- Has helped with elementary school carnivals in public service, as well as at donation centers.
- Chose Oregon State because of “the coaching staff, a winning culture and a great campus.”

Frisch’s Career Single-Game Highs

Innings pitched: 5.0, at Oregon, Apr 11, 2021 ; vs New Mexico, Feb 22, 2021 ; at Washington, Mar 29, 2021

Walks allowed: 3, at Grand Canyon, Feb 28, 2021 ; at Arizona State, May 14, 2021

Strikeouts: 7, at Washington, Mar 29, 2021

Batters faced: 23, vs New Mexico, Feb 22, 2021

Field chances: 2, at Oregon, Apr 11, 2021 ; BYU, Mar 06, 2021 ; USC, May 08, 2021

Putouts: 1, at Oregon, Apr 11, 2021 ; vs New Mexico, Feb 22, 2021 ; USC, May 08, 2021

Assists: 2, BYU, Mar 06, 2021

Runners CS: 1, at UC Irvine, Apr 24, 2021 ; BYU, Mar 06, 2021 ; UC Santa Barbara, Mar 08, 2020



Greg Fuchs #6 OF

Junior • 6-3 • 198 • 2L
Bats/Throws: L/R
Mercer Island, Wash.
Mercer Island

2021

- Played in 23 games, making 20 starts. Batted .231 with two doubles, three home runs and 10 RBI. Drew 11 walks.
- Drove in two on a third-inning home run and finished 1-for-2 with two walks in a win over USC (5/8).
- Hit his first career home run, the game-winner, and finished 3-for-4 with two RBI in the finale at UCLA (5/2).
- Doubled and finished with a 2-for-4 night at UCLA (5/1).
- Set a career-high with three hits and finished with a run, RBI and walk in a win over Portland (4/20).
- Went 1-for-4 with two runs scored and an RBI in his 2021 debut in the opener versus California (4/16).

2020

- Did not play.

2019

- Played in 20 games, starting four, and batted .167 with one double and four RBI.
- Drove in the game-winning runs with a single in the ninth on opening day versus New Mexico (2/15/19).

Mercer Island High School

- Three-year letterwinner for head coach Dominic Woody.
- Earned all-state and all-league honors as a senior after batting .486 with three home runs, six doubles, three triples and 25 RBI. Named league MVP as a senior.
- Named to the Seattle Times All-Area Team as a senior.
- Named First-Team All-State and First-Team All-League as a junior after batting .408 with five doubles, one triple, 24 runs batted in and five stolen bases.
- His .408 batting average as a junior led the Kingco conference.
- Batted .291 as a sophomore, adding one double, one triple, 10 RBI and a stolen base.

Personal

- Born May 6, 2000 in Miami, Fla.
- Majoring in business administration.
- Son of Jennell and Robin Fuchs.
- Has two brothers, Chris and Nick, and one sister, Kate.
- Biggest athletic thrill is playing in the 2012 Little League Regional Semifinals, appearing on ESPN.
- Member of National Honor Society and National League of Young Men.
- Served in the community by coaching flag football and serving as a student mentor and buddy to children with special needs in high school.
- Chose Oregon State “because of the town, school and coaches. Corvallis is an amazing town and I absolutely love the school. Since the first day I met the coaching staff my mind was set on OSU. The coaching staff is unbelievable.”

Fuchs' Career Single-Game Highs

Hits: 3, Portland, Apr 20, 2021 ; at UCLA, May 02, 2021
Doubles: 1, West Virginia, Mar 03, 2019 ; at UCLA, May 01, 2021 ; at

Portland, May 18, 2021

Home runs: 1, vs Dallas Baptist, Jun 04, 2021 ; at UCLA, May 02, 2021 ; USC, May 08, 2021
Total bases: 6, at UCLA, May 02, 2021
RBI: 3, vs Dallas Baptist, Jun 04, 2021
Runs scored: 2, California, Apr 16, 2021 ; USC, May 08, 2021
Walks: 3, at Arizona State, May 14, 2021
Hit by pitch: 1, at Arizona State, May 14, 2021 ; at Arizona State, May 16, 2021
Struck out: 3, at Arizona State, May 16, 2021 ; Arizona, May 21, 2021
Sac bunts: 1, vs Dallas Baptist, Jun 04, 2021
At bats: 5, at UCLA, Mar 17, 2019
Field chances: 4, vs Dallas Baptist, Jun 04, 2021
Putouts: 4, vs Dallas Baptist, Jun 04, 2021



Matthew Gretler #3 IF

Junior • 6-0 • 195 • 3L
Bats/Throws: R/R
Bonney Lake, Wash.
Bonney Lake

2021

- Played in 36 games, making 23 starts. Batted .261 with five doubles, one triple, three home runs and 24 RBI. Finished with 18 walks.
- Homered for the second consecutive game in a 1-for-3 day at Arizona State in the series finale (5/16).
- Hit his second home run of the season and finished 2-for-4 with a run scored at Arizona State (5/15).
- Doubled and went 2-for-5 with an RBI in the opener at UCLA (4/30).
- Drove in two and walked twice in a 1-for-3 night at LMU (4/27).
- Drove in the game-winning runs on an 11th-inning pinch hit single in the opener at UC Irvine (4/23).
- Hit his first home run of the season and finished 2-for-5 with two runs and two RBI in a win over Portland (4/20).
- Scored a career-high three runs and was 2-for-3 with an RBI versus Santa Clara (3/24).
- Doubled home a pair and walked in the opener versus Santa Clara (3/23).
- Drove in a pair of runs via a triple and finished 2-for-5 with a run scored versus Gonzaga (2/21).

2020

- Played in eight games, all starts.
- Batted .241 (7-for-29) with one home run, four RBI and two walks.
- Ended the season on a five-game hit streak where he was 7-for-18 (.389).
- Hit a two-run home run and tied a career-high with three hits in the series finale at San Diego State (3/1).
- Drove in a pair of runs in game two at San Diego State (2/28).

2019

- Played in 22 games, starting 14, and batted .269 with two doubles, one home run and nine RBI.
- Pac-12 play: Batted .316 in 14 games, 10 starts, and doubled twice with seven RBI.
- Set a career-high with three hits and drove in the game-tying run on a single in the seventh versus Arizona (4/18).
- Went 2-for-2 and drove in a pair of runs versus Utah (4/6).
- Hit his first career home run, a solo blast, in the fourth inning

versus Portland in Hillsboro (3/26).

- Tallied his first career hit and finished 2-for-3 with a run in the second game of the series versus California (3/23).

Bonney Lake High School

- Four-year letterwinner for head coach Mike Olson.
- Area Code participant with the Royals.
- Ranked second in the state of Washington.
- Batted .481 as a senior, tallying 13 home runs. Added a school-record 47 runs and 45 RBI.
- Led Bonney Lake to an undefeated 3A Pierce County League title and a 3A state quarterfinals appearance.
- News Tribune’s 2018 All-Area baseball player of the year. Also earned league MVP honors.
- As a junior, earned Puget Sound League MVP honors while also being named First-Team News Tribune and picking up the Silver Slugger Award.
- Batted .464 as a junior, collecting eight doubles, seven home runs, 23 RBI and 13 stolen bases.
- Named First-Team All-League as a sophomore, as well as First-Team News Tribune and earning Silver Slugger honors.
- Batted .419 as a sophomore, adding six doubles, four triples, six home runs, 21 RBI and six stolen bases.
- Named Rookie of the Year as a freshman, in addition to earning First-Team All-League honors and being named All-State.
- Batted .419 as a freshman, with six doubles, three triples, nine RBI and eight stolen bases.

Personal

- Born Dec. 28, 1999 in Tacoma, Wash.
- Son of Nancy and Jim Gretler.
- Majoring in finance.
- Has one brother, Michael, who was a four-year letterwinner (2015-18) for the Beavers, winning the national championship in 2018.
- Community service: often participates in Beautify Bonney Lake.
- Chose Oregon State because of “the fan support, atmosphere and winning tradition. Also, the coaching staff is filled with people who want to see you succeed.”

Gretler’s Career Single-Game Highs

Hits: 3, at San Diego State, Mar 1, 2020 ; Arizona, Apr 18, 2019
 Doubles: 1, 6 times
 Home runs: 1, 5 times
 Total bases: 6, at San Diego State, Mar 1, 2020
 RBI: 2, 4 times
 Runs scored: 1, 9 times
 Walks: 2, 4 times
 Hit by pitch: 1, 6 times
 Struck out: 3, at UCLA, Apr 30, 2021 ; at Washington, Mar 31, 2019
 Sac flies: 1, 3 times
 At bats: 5, 7 times
 Stolen bases: 1, 3 times
 Field chances: 11, Gonzaga, Apr 6, 2021
 Putouts: 11, Gonzaga, Apr 6, 2021
 Assists: 5, at San Diego State, Feb 27, 2020



David Grewe #39
RHP

Freshman • 6-2 • 183 • HS
 Bats/Throws: R/R
 Richland, Wash.
 Tri-City Prep

Tri-City Prep High School

- Letterwinner for head coach Jason Jarrett.
- Earned all-state honors during his career and was named all-league.
- Also played first base and in the outfield in addition to pitching.
- Led Tri-City Prep to a 17-0 record his senior season.
- Finished 4-0 with a 0.00 ERA as a senior. Collected 75 strikeouts in 35 1/3 innings. Walked just four and allowed nine hits.
- Also batted .729 as a senior, totaling 35 hits with 16 doubles, two triples, one home run and 37 RBI.
- Led Tri-City Prep to a 20-3 record his sophomore season.
- Pitched in nine games as a sophomore, going 1-0 with a 1.29 ERA. Struck out 35 in 21 2/3 innings, walking just four.
- Batted .508 as a sophomore, finishing with five doubles and 26 RBI.
- Pitched in four games his freshman season, and was 0-0 with a 0.78 ERA. Tri-City went 25-2 during his first year with the program.

Personal

- Born March 21, 2003.
- Son of Julie Raekes and Scott Grewe.
- Has one sister, Ellie.
- Enjoys playing the guitar and hockey in his spare time.
- On the National Honor Society in high school.
- Has volunteered with Meals on Wheels and at a food bank.
- Chose Oregon State to “play at a high level and win a national championship.”



Mason Guerra #9
IF

Freshman • 6-3 • 197 • HS
 Bats/Throws: R/R
 Beaverton, Ore.
 Westview

Pronounced *Guh-wear-uh*

Westview High School

- Letterwinner for head coach Matt Bailie.
- Rated as the No. 1 prospect in the state of Oregon by Baseball Northwest.
- First-team all-state, first-team all-metro (twice) and team MVP during his high school career.
- Hit .387 as a sophomore. Tallied six home runs, 10 doubles, 30 RBI and 10 stolen bases.
- Batted .457 as a freshman, adding three home runs, 12 doubles, 31 RBI and five stolen bases.

Personal

- Born August 28, 2002 in Portland, Ore.

- Son of Kristina and Ryan Guerra.
- Has one sister, Taylor.
- On his high school's Honor Roll.
- Majoring in kinesiology and would like to go into athletic training after his playing career.
- Has participated in an elementary school reading program and baseball workouts with local youth.
- Chose Oregon State because of "the winning mentality and the amazing fanbase that OSU has."



Jayson Hibbard #31
RHP

Sophomore • 6-5 • 246 • TR
Bats/Throws: R/R
Nampa, Idaho
Skyview/College of Southern Idaho

College of Southern Idaho

- Pitched one season for the College of Southern Idaho. Did not allow an earned run in 12 innings. Allowed just three hits with four walks and 12 strikeouts.

Skyview High School

- Letterwinner for head coach Ryan Bobo at Skyview High School.
- Played first and third in addition to pitching in high school.
- Named the Conference Pitcher of the Year his senior season.

Personal

- Son of Denise and Joe Hibbard.
- Has one brother, Jacob.
- Majoring in economics and would like to be a pitching coach and a CPA after his playing career.
- Chose Oregon State because "it's an amazing program that will make for a great experience."



Cooper Hjerpe #26
LHP

Sophomore • 6-3 • 200 • 2L
Bats/Throws: L/L
Capay, Calif.
Woodland

2021

- Pac-12 Pitcher of the Week May 24.
- Collegiate Baseball National Player of the Week (May 24).
- NCBWA National Pitcher of the Week (May 25).
- Pitched in 17 games, making 16 starts. Tallied a 3-6 record and 4.21 ERA in 77 innings. Struck out 98 and held opponents to a .223 batting average.
- Struck out nine but did not figure in the decision after allowing three hits and four runs in 4 1/3 innings versus McNeese (6/5).
- Set a career-high with 11 strikeouts and limited Arizona to two hits and a run in seven innings for his third win of the season (5/22).
- Struck out nine for the third time this season but took the loss after scattering three hits and a run in 6 2/3 innings at UCLA (5/1).
- Struck out nine and scattered three hits and a run in six innings against California (4/17).

- Picked up his second win after holding Washington to one hit in seven scoreless innings (3/27).
- Struck out eight in four scoreless innings in a start versus Washington State (3/20).
- Allowed one run and two hits in six innings versus Grand Canyon, but did not figure in the decision (2/26).
- Made his first career start and held New Mexico to just three hits with no runs in 5 1/3 innings, striking out nine (2/20). He earned the win.

2020

- Made six appearances, all in relief.
- Finished with a 1-1 record and 5.25 ERA in 12 innings. Allowed seven hits and seven runs with seven walks and 16 strikeouts. Totaled two saves.
- Picked up his second save of the season after striking out three in 1 1/3 scoreless innings versus San Diego State (2/28).
- Won his first collegiate game after 3 1/3 scoreless innings of relief against Mississippi State, striking out four (2/23).
- Made his collegiate debut against Gonzaga, earning the save with four shutout innings (2/16).

Woodland High School

- Letterwinner for head coach Joe Whitehead.
- Lettered two years on the mound and at first base.
- Ranked amongst the top 30 players in the state of California, and fifth at left-handed pitcher, by Prep Baseball Report. Is among the top 220 players nationally regardless of position.
- Played for the Athletics team at the 2018 Area Code Games.
- Named Golden Empire League Most Valuable Player as a senior.
- As a senior, was 5-1 with a 1.43 ERA in 10 games, seven of which were starts. Struck out 105 in 44 innings and allowed just 13 hits.
- Threw a perfect game against Mira Loma High School on March 26, 2019, and struck out all 15 batters he faced in a five-inning effort.
- Also batted .427 as a senior, adding five doubles, three triples, six home runs and 37 RBI.
- Named the conference's Defensive Player of the Year in 2018.
- As a junior, was 8-0 with a 0.78 ERA. Struck out 128 in 53 2/3 innings.
- At the plate, batted .329 with eight doubles and 16 RBI.

Personal

- Born March 16, 2001 in Davis, Calif.
- Son of Lynette and Carl Hjerpe.
- Father, Carl, was a pitcher at Cal Poly, attending school from 1984-87.
- Had been on the Principal's Honor Roll all four years at Woodland High School.
- Majoring in business administration.
- In community service, has participated in baseball camps, teaching skills to area youth.
- Chose Oregon State because "they have a great coaching staff that creates fantastic men on and off the field."

Hjerpe's Career Single-Game Highs

Innings pitched: 7.0, at Washington, Mar 27, 2021 ; Arizona, May 22, 2021
Walks allowed: 5, vs McNeese, Jun 05, 2021
Strikeouts: 11, Arizona, May 22, 2021
Batters faced: 27, at UCLA, May 01, 2021
Field chances: 5, at Oregon, Apr 10, 2021
Putouts: 2, at UCLA, May 01, 2021
Assists: 4, at Oregon, Apr 10, 2021
Runners CS: 1, 5 times



**Jaren
 Hunter** #40
RHP

Sophomore • 6-2 • 216 • 1L
 Bats/Throws: R/R
 Damascus, Ore.
 Sam Barlow

2021

- Appeared in nine games, all in relief. Finished 0-2 with a 5.84 ERA in 12 1/3 innings. Struck out 11.
- Tossed two scoreless innings at Portland, striking out three (3/30).

Sam Barlow High School

- Letterwinner for head coach Scott Hunter.
- Rated as the No. 3 player in the state of Oregon by Baseball Northwest and Prep Baseball Report.
- Competed in the 2019 Area Code Games for the Royals team.
- Honorable mention all-state and first-team all-league as a junior.
- As a junior, was 6-5 with a 1.20 ERA in 58 1/3 innings pitched. Recorded 88 strikeouts.
- Second-team all-state and first-team all-league as a sophomore.
- As a sophomore, finished with a 7-2 record and 0.93 ERA. Tallied 85 strikeouts in 68 innings.

Personal

- Born July 26, 2001 in Gresham, Ore.
- Son of Shelena and Kent Hunter.
- Has one brother, Nathan.
- Majoring in finance. Would like to go into finance after his playing career.
- Was on academic Honor Roll throughout his high school career, holding a 4.0 GPA.
- Regularly instructs at baseball camps.
- Chose Oregon State because “the community, the coaches and I’ve been a Beaver fan since I was young.”

Hunter’s Career Single-Game Highs

Innings pitched: 2.0, at Loyola Marymount, Apr 28, 2021 ; at Portland, Mar 30, 2021
 Walks allowed: 1, Gonzaga, Apr 06, 2021
 Strikeouts: 3, at Portland, Mar 30, 2021
 Batters faced: 10, at UC Irvine, Apr 24, 2021 ; at Loyola Marymount, Apr 28, 2021
 Field chances: 2, at UC Irvine, Apr 24, 2021
 Assists: 2, at UC Irvine, Apr 24, 2021
 Runners CS: 1, Santa Clara, Mar 23, 2021



**Brady
 Kasper** #17
OF

Sophomore • 6-1 • 198 • 1L
 Bats/Throws: L/R
 Mission Viejo, Calif.
 Capistrano Valley

2021

- Played in eight games, starting four. Batted .200 with three hits

and one RBI.

- Drove in his first career run and was 1-for-1 with a run scored in the finale versus Washington State (3/21).
- Posted his first career hit in his first career game in the series opener versus Washington State (3/19).

Capistrano Valley High School

- Letterwinner for head coach Adam Sorgi.
- Batted .300 as a junior, collecting eight doubles, one home run, 18 RBI and eight stolen bases.
- Second-team all-league as a sophomore.

Personal

- Born Oct. 20, 2001.
- Son of Kristina and Kendall Kasper.
- Has one brother, Riley, and one sister, Madison.
- Would like to be a sports psychologist after his playing career.
- Helps feed the homeless with his church in San Clemente.
- Chose Oregon State because of “the coaching staff and the campus.”

Kasper’s Career Single-Game Highs

Hits: 1, Washington State, Mar 19, 2021 ; Washington State, Mar 21, 2021 ; at Portland, Mar 30, 2021
 Total bases: 1, Washington State, Mar 19, 2021 ; Washington State, Mar 21, 2021 ; at Portland, Mar 30, 2021
 RBI: 1, Washington State, Mar 21, 2021
 Runs scored: 1, Washington State, Mar 19, 2021 ; Washington State, Mar 20, 2021 ; Washington State, Mar 21, 2021
 Walks: 1, Washington State, Mar 20, 2021 ; Washington State, Mar 21, 2021
 Struck out: 3, Washington State, Mar 20, 2021
 At bats: 4, Washington State, Mar 20, 2021



**Jacob
 Kmatz** #35
RHP

Freshman • 6-3 • 218 • HS
 Bats/Throws: R/R
 Albuquerque, N.M.
 Sandia

Pronounced Kuh-Mats

Sandia High School

- Letterwinner for head coach Chris Eaton.
- Was 0-0 with a 2.00 ERA and 11 strikeouts in seven innings in a shortened junior season.
- First-Team All-District at pitcher as a sophomore.
- 4-4 with a 3.56 ERA as a sophomore. Struck out 49 in 39 1/3 innings.
- Batted .304 as a freshman, collecting four doubles, 10 RBI and five stolen bases.

Personal

- Born September 28, 2002.
- Son of Mindy and Steven Kmatz.
- Has one brother, Zachary.
- Earned Academic Letter Award (3.5+ GPA) in high school.
- Majoring in business analytics.
- Chose Oregon State because “I want to be where there’s the best culture coaches, academics and teammates in college baseball. As well as Beaver fans being hands down the best in the country.”



Van Larson #60
LHP

Freshman • 5-11 • 170 • HS
Bats/Throws: L/L
Mill Valley, Calif.
Marin Catholic

Marin Catholic High School

- Letterwinner for former Major League pitcher Jesse Foppert at Marin Catholic High School.
- Played center field and first base in addition to pitching.
- Pitched in 11 innings in a Covid-19 shortened junior season. Struck out 15. Also batted .333 with two doubles and three RBI.
- Pitched in 16 innings with 30 strikeouts for NorCal baseball in the summer.

Personal

- Born in San Francisco, Calif.
- Son of Jen and Scott Larson.
- Has one brother, Eli. Brother plays baseball at Richmond.
- Volunteers at GLIDE Memorial Cathedral in San Francisco, helping serve meals to the homeless. Has traveled to Mexico to help build an orphanage. Also teaches baseball to children with disabilities through Challenger Baseball.
- Chose Oregon State because of “the championship culture and the strong sense of family.”



AJ Lattery #19
RHP

Sophomore • 6-5 • 249 • 2L
Bats/Throws: R/R
Prior Lake, Minn.
Prior Lake

2021

- Pitched in five games, all in relief. Did not earn a decision and finished with a 1.42 ERA in 6 1/3 innings, striking out five.
- Made his first career start, limiting LMU to one hit and a walk with a strikeout in two scoreless innings (4/28).
- Finished a win over Gonzaga with a scoreless ninth against Gonzaga, striking out one (4/5).
- Tossed two scoreless innings in relief versus Santa Clara, setting a career-high with three strikeouts (3/23).

2020

- Made one appearance, tossing a scoreless inning against BYU (2/17). Allowed one walk while striking out one.

Prior Lake High School

- Lettered three years for head coaches Greg Nesbitt and Allen Iverson.
- All-conference honorable mention as a senior in 2019 where he was 2-1 with 24 strikeouts in 24 innings. Played in the Minnesota All-Star Series.
- Named All-Conference and All-Section as a junior. Was 4-1 with a 1.80 ERA and 42 strikeouts to 12 walks in 35 innings.
- All-conference honorable mention his sophomore season. Tallied

a 2-1 record and 2.10 ERA in 20 innings. Struck out 17 and held opponents to a .185 batting average.

Personal

- Born July 9, 2001 in Savage, Minn.
- Son of Meg and the late Gary Lattery.
- Has one sister, Kara.
- Enjoys fishing and skiing in his spare time.
- Majoring in business administration.
- Chose Oregon State because of “the success Oregon State has had as a program and also the academics. The campus is one of the most beautiful in the country.”

Lattery’s Career Single-Game Highs

Innings pitched: 2.0, at Loyola Marymount, Apr 28, 2021 ; Santa Clara, Mar 23, 2021
Walks allowed: 1, at Loyola Marymount, Apr 28, 2021 ; vs BYU, Feb 17, 2020 ; Santa Clara, Mar 23, 2021
Strikeouts: 3, Santa Clara, Mar 23, 2021
Batters faced: 8, at Loyola Marymount, Apr 28, 2021 ; Santa Clara, Mar 23, 2021
Runners CS: 1, at Loyola Marymount, Apr 28, 2021



Ian Lawson #34
RHP

Sophomore • 6-7 • 241 • 1L
Bats/Throws: R/R
Hillsboro, Ore.
Century

2021

- Finished with a 1-0 record and 2.00 ERA in seven relief outings. Tallied 10 strikeouts in nine innings.
- Worked a scoreless eighth inning at Portland (5/18).
- Earned his first career win after throwing two scoreless innings at LMU, striking out two (4/27).
- Made his OSU debut, striking out three in two scoreless innings versus Santa Clara (3/24).

Century High School

- Letterwinner for head coach Mason Wright
- Rated as the No. 5 player in the state of Oregon by Prep Baseball Report and No. 6 player by Baseball Northwest.
- First-team all-league and second-team all-state as a junior.
- As a junior, was 6-1 with a 0.80 ERA in 52 innings, striking out 84. Also batted .337 with eight doubles, two triples, one home run and 17 RBI.
- Earned second-team all-league honors as a sophomore.
- As a sophomore, batted .365 with 10 doubles, one triple and four home runs. Drove in 17.

Personal

- Born Oct. 25, 2001.
- Son of Amy and Lee Lawson.
- Has one sister, Ariel.
- Would like to become an athletic trainer after his playing career.
- Has volunteered in the community by running a youth baseball camp at his high school and doing an annual yard cleanup in his neighborhood.
- Chose Oregon State because “it’s close to home, it has always been my dream school and the coaches made a positive impact on me.”

Lawson's Career Single-Game Highs

Innings pitched: 2.0, at Loyola Marymount, Apr 27, 2021 ; Santa Clara, Mar 24, 2021
Walks allowed: 2, Utah, Apr 02, 2021
Strikeouts: 3, Santa Clara, Mar 24, 2021
Batters faced: 9, at Loyola Marymount, Apr 27, 2021
Field chances: 1, Portland, Apr 20, 2021 ; at Loyola Marymount, Apr 27, 2021
Putouts: 1, at Loyola Marymount, Apr 27, 2021
Assists: 1, Portland, Apr 20, 2021



Gavin Logan #27
C

Junior • 5-11 • 212 • 1L
Bats/Throws: L/R
Oyen, Alberta, Canada
Foothills Composite/LBCC

2021

- Played in 10 games, making five starts. Batted .318 with two doubles, one home run and four RBI.
- Finished 2-for-5 with two runs scored and two RBI in a win over Portland (4/20).
- Went 2-for-5 with a run scored in a win at Portland (3/30).
- Posted his first career hit, a double, and home run, and drove in two versus Santa Clara (3/24/21).

Linn-Benton Community College

- Sophomore in 2020 during the pandemic reduced season.
- Competed in eight games, batting .370 (10-for-27) with nine runs scored, two doubles, six runs batted in and six walks.

Southeastern Community College

- Played in 54 games at Southeastern Community College (Kansas) in 2019.
- Batted .265 with 12 doubles, five home runs and 28 RBI.
- Defensively, finished with a .993 fielding percentage..
- Tallied a 12-game hit streak from March 31 through April 14.

Personal

- Born Jan. 14, 2000 in Medicine Hat, Alberta, Canada.
- Son of Erin and Barry Logan.
- Has one brother, Chase, and one sister, Quinell.
- Majoring in business administration.
- Chose Oregon State because of "the incredible baseball program, the Beavers' successful history with catchers and the next-level coaching staff and facilities."

Logan's Career Single-Game Highs

Hits: 2, Portland, Apr 20, 2021 ; Santa Clara, Mar 24, 2021 ; at Portland, Mar 30, 2021
Doubles: 1, at UC Irvine, Apr 25, 2021 ; Santa Clara, Mar 24, 2021
Home runs: 1, Santa Clara, Mar 24, 2021
Total bases: 6, Santa Clara, Mar 24, 2021
RBI: 2, Portland, Apr 20, 2021 ; Santa Clara, Mar 24, 2021
Runs scored: 2, Portland, Apr 20, 2021
Walks: 1, at Loyola Marymount, Apr 28, 2021 ; Santa Clara, Mar 23, 2021
At bats: 5, Portland, Apr 20, 2021 ; at Portland, Mar 30, 2021
Field chances: 16, at Portland, Mar 30, 2021
Putouts: 15, at Portland, Mar 30, 2021
Assists: 2, Santa Clara, Mar 24, 2021



Micah McDowell #12
OF

Sophomore • 6-1 • 195 • 2L
Bats/Throws: L/R
Halifax, Nova Scotia, Canada
Foothills Composite

2021

- Played in 27 games, starting 20. Batted .169 with two doubles and one RBI.
- Posted a 2-for-5 day with two runs in the opener versus Utah (4/1).
- Went 2-for-3 and scored a run in a win over New Mexico (2/22).

2020

- Played in 12 games, making 11 starts.
- Batted .244 (11-for-45) with seven runs scored, two RBI and seven walks.
- Tallied three hits with an RBI in the opener at San Diego State (2/27).
- Went 2-for-4 with two runs scored and an RBI in his collegiate debut, versus New Mexico (2/14).

Okotok Dawgs Baseball Academy

- Played for Tyler Hollick of the Okotok Dawgs Baseball Academy.
- Played for Okotok for four years, at short and in the outfield.
- Ranked as the No. 3 prospect in Alberta by Prep Baseball Report. Listed as the top outfielder.
- Recognized as a Tournament All-Star outfielder at the T12 Toronto Blue Jays Tournament in 2018. Also earned MVP of the bronze medal game at the Canada Cup Nationals in 2018.
- In 2017, selected as MVP of the T12 Toronto Blue Jays Tournament.
- Earned All-Star honors at the 2016 15U Canadian Nationals.
- Batted .471 with six runs, six stolen bases at the 2018 Canada Cup Nationals. The same year, batted .333 with five runs and seven steals at the T12 Toronto Blue Jays Tournament.
- Hit .333 with four runs and three steals at the 2017 Canada Games. Also batted .308 with four runs and four stolen bases at the T12 Tournament.
- As a sophomore in 2016, batted .500 with two doubles and five stolen bases at the 15U Canadian Nationals.

Personal

- Born January 27, 2001 in Kentville, Nova Scotia.
- Son of Christine and David McDowell.
- Has one brother, Jonah.
- Majoring in business administration.
- Has been active in the community at Okotoks Dawgs winter baseball camps.
- On the Honor Roll for each of his four years of high school at Foothills Composite
- Chose Oregon State because of "the legacy of Oregon State University having a championship atmosphere, a great coaching staff and offering a business program."

McDowell's Career Single-Game Highs

Hits: 3, at San Diego State, Feb 27, 2020
Doubles: 1, vs New Mexico, Feb 20, 2021 ; vs New Mexico, Feb 22, 2021
Total bases: 3, vs New Mexico, Feb 22, 2021 ; at San Diego State, Feb 27, 2020
RBI: 1, vs New Mexico, Feb 14, 2020 ; at San Diego State, Feb 27,

2020 ; Washington State, Mar 20, 2021
Runs scored: 2, 6 times
Walks: 3, at Mississippi State, Feb 23, 2020
Hit by pitch: 1, at UC Irvine, Apr 24, 2021 ; at Portland, Mar 30, 2021
Struck out: 3, vs Gonzaga, Feb 15, 2020
Sac bunts: 1, 4 times
At bats: 5, 5 times
Stolen bases: 1, 4 times
Caught stealing: 1, Portland, Apr 20, 2021 ; UC Santa Barbara, Mar 07, 2020 ; at Portland, Mar 30, 2021
Field chances: 8, vs Gonzaga, Feb 16, 2020
Putouts: 8, vs Gonzaga, Feb 16, 2020
Assists: 1, at UC Irvine, Apr 23, 2021



Wade Meckler #28 OF

Junior • 5-10 • 178 • 2L
Bats/Throws: S/R
Yorba Linda, Calif.
Esperanza

2021

- Played in 49 games, making 34 starts. Batted .303 with 10 doubles, one triple, four home runs and 20 RBI, and walked 19 times.
- Drove home the game-tying runs with a single up the middle in the fifth inning of the win over TCU (6/6).
- Tied his career-high with three hits, scoring twice, to push his hit streak to nine games (5/23).
- Extended his hit streak to seven games by going 2-for-5 in the opener versus Arizona (5/21).
- Pushed his hit streak to a season-long six games with a 1-for-4 night at Portland (5/18).
- Hit a home run for the second consecutive game and finished 2-for-4 at Arizona State (5/15).
- Homered and finished 2-for-4 with two RBI in the opener at Arizona State (5/14).
- Hit the game-winning two-run home run in the eighth inning versus USC (5/8).
- Doubled twice and finished 2-for-4 with an RBI, extending his hit streak to five games in a win over LMU (4/28).
- Tripled and finished 2-for-5 with a run and a walk at UC Irvine (4/25).
- Set a career-high with three hits, including a double, and drove in a run in the opener against California (4/16).
- Doubled and singled in a 2-for-2 night versus Gonzaga (4/6).
- Hit his first career home run, a two-run shot, in the fifth vs. Oregon for the game-winner in a 3-1 win (3/14).
- Drove in the game-winning run on a bases-loaded single in the eighth in the opener versus BYU (3/4).
- Posted his first career two-hit game and drove in a run on a double in the finale at Grand Canyon (2/28).
- Drove home a run on a double and scored two runs versus Gonzaga (2/21).

2020

- Did not play.

2019

- Played in 20 games, starting two, and was 1-for-10 with five runs scored.

Esperanza High School


- Two-year letterwinner for head coach Mike Curran. Played third base, second base, shortstop and in the outfield.
- Two-time All-League All-Academic selection.
- Ranked in the top 500 players nationally by Perfect Game.
- As a senior, batted .375 with 28 runs, eight RBI, four doubles and a triple.
- Batted .301 his junior campaign, adding two doubles, 10 RBI, 17 runs scored and 11 stolen bases.

Personal

- Born April 21, 2000 in Anaheim, Calif.
- Majoring in finance.
- Son of Laura and Brian Meckler.
- Has one brother, Wyatt.
- Earned a 4.0 GPA throughout high school. Was a Collegiate Scholar and earned the Golden State Award. Graduated with honors and was an AP Scholar with Distinction.
- Enjoys hunting and wiffle ball in his spare time.
- Has volunteered at Craig Williams Elementary.
- Chose Oregon State “because of the coaching staff’s reputation of developing players. It’s an elite program. I also love the college town feel.”

Meckler’s Career Single-Game Highs

Hits: 3, California, Apr 16, 2021 ; Arizona, May 23, 2021
Doubles: 2, at Loyola Marymount, Apr 28, 2021
Triples: 1, at UC Irvine, Apr 25, 2021
Home runs: 1, 4 times
Total bases: 5, USC, May 08, 2021 ; at Arizona State, May 14, 2021 ; at Arizona State, May 15, 2021
RBI: 2, 4 times
Runs scored: 2, 6 times
Walks: 2, at UCLA, Mar 16, 2019 ; at UCLA, May 01, 2021 ; at Stanford, May 29, 2021
Hit by pitch: 1, 4 times
Struck out: 3, Oregon, Mar 13, 2021
Sac bunts: 2, at UC Irvine, Apr 23, 2021
At bats: 5, 6 times
Stolen bases: 1, 4 times
Caught stealing: 1, Oregon, Mar 13, 2021 ; at Washington, Mar 30, 2019
Field chances: 5, at Loyola Marymount, Apr 27, 2021
Putouts: 5, at Loyola Marymount, Apr 27, 2021
Assists: 1, California, Apr 16, 2021



Jacob Melton #29 OF

Junior • 6-3 • 208 • 2L
Bats/Throws: L/L
Medford, Ore.
South Medford/Linn-Benton CC

2021

- All-Pac-12 Honorable Mention.
- Collegiate Baseball National Player of the Week (April 5).
- Perfect Game National Player of the Week (April 6).
- Pac-12 Player of the Week (April 6).
- Played in 32 games, making 25 starts. Batted .404 with five foules, three triples, six home runs, 25 RBI and eight stolen bases.
- Hit a ninth-inning, two-out home run and walked twice in the opener at UC Irvine (4/23).

- Went 4-for-6 with a triple, home run and six RBI in the opener versus Cal (4/16).
- Posted a 3-for-3 effort with two runs and a walk versus Gonzaga (4/5).
- Became the first Beaver in 20 years to hit three home runs in a game, doing so in a 4-for-5 night with seven RBI versus Utah (4/2).
- Extended his hit streak to four games with his third three-hit game of the season in the opener versus Utah (4/1).
- Hit his first career home run and finished 2-for-4 in a win at Portland (3/30).
- Went 3-for-4 with an RBI versus Washington (3/27).
- Drove in the game-winning run on a walkoff single in the ninth and finished 2-for-4 with three RBI in the finale versus BYU (3/6).
- Posted a career-best three hits in the opener versus BYU (3/4).
- Drove home the game-winning run on an eighth-inning double in the finale at Grand Canyon (2/28).
- Posted his first career two-hit game and drove in a run in the eighth in the series opener at Grand Canyon (2/25).

2020

- Played in seven games, making three starts.
- Batted .091 (1-for-11) with one walk.
- Recorded his first career hit, a single in the eighth, in the opener at San Diego State (2/27).

Linn-Benton Community College

- Named First-Team All-Northwest Conference and named a Gold Glove winner in the region.
- Batted .365 with 14 doubles, seven triples, three home runs, 39 runs batted in and 16 stolen bases.
- Helped guide LBCC to a 30-9 overall record under former Beaver Andy Peterson.

South Medford High School

- Was a two-time First-Team All-State and First-Team All-League selection.
- Batted .513 as a senior, collecting eight home runs and 28 RBI with 33 stolen bases.
- He batted .453 his junior season, hitting nine home runs with 27 RBI and 22 stolen bases.

Personal

- Born Sept. 7, 2000.
- Son of Tracy and Joe Melton.
- Majoring in fisheries and wildlife sciences.
- Enjoys hunting and fishing in his spare time.
- Chose Oregon State because "it is an amazing opportunity and it is a really good school for my major."

Melton's Career Single-Game Highs

Hits: 4, Utah, Apr 02, 2021 ; California, Apr 16, 2021

Doubles: 1, 5 times

Triples: 1, Utah, Apr 01, 2021 ; at Oregon, Apr 09, 2021 ; California, Apr 16, 2021

Home runs: 3, Utah, Apr 02, 2021

Total bases: 14, Utah, Apr 02, 2021

RBI: 7, Utah, Apr 02, 2021

Runs scored: 4, Utah, Apr 02, 2021

Walks: 2, California, Apr 18, 2021 ; at UC Irvine, Apr 23, 2021

Struck out: 3, at Oregon, Apr 10, 2021 ; Portland, Apr 20, 2021

Sac flies: 1, Gonzaga, Apr 05, 2021 ; vs New Mexico, Feb 20, 2021 ; BYU, Mar 06, 2021

Sac bunts: 1, at Oregon, Apr 11, 2021

At bats: 6, California, Apr 16, 2021

Stolen bases: 2, Gonzaga, Apr 05, 2021 ; California, Apr 18, 2021

Caught stealing: 1, at Washington, Mar 27, 2021

Field chances: 13, Gonzaga, Apr 05, 2021

Putouts: 12, Gonzaga, Apr 05, 2021

Assists: 1, 5 times



**Joey
Mundt**

**#25
RHP**

Junior • 6-5 • 218 • 3L

Bats/Throws: R/R

Hughson, Calif.

Central Catholic

2021

- Pitched in 23 games, all out of the bullpen, and posted a 2-2 record with a 4.70 ERA. Saved two games.
- Worked two full innings of relief versus Dallas Baptist, striking out four (6/6).
- Tossed two scoreless innings in relief versus Dallas Baptist (6/4).
- Threw a scoreless ninth inning versus USC for his second save of the season (5/8).
- Tossed a scoreless 11th inning at UC Irvine for his first save of the season (4/23).
- Picked up his second win of the season with a scoreless seventh inning versus California (4/17).
- Threw a scoreless seventh versus Oregon, striking out two (4/9).
- Struck out four in 1 2/3 scoreless innings in relief at Washington (3/29).
- Tossed one scoreless inning in the no-hitter versus Washington, striking out two (3/26).
- Tossed two scoreless relief innings versus Oregon, striking out two (3/12).
- Struck out all four batters he faced in a relief outing versus BYU, earning the win (3/5).
- Worked a scoreless seventh inning versus Grand Canyon, striking out one (2/26).

2020

- Pitched in five games, all in relief.
- Went 0-1 with a 4.91 ERA in 7 1/3 innings. Allowed five hits and six runs - four earned - with three walks and a strikeout.

2019

- Appeared in eight games, all in relief, and finished 0-0 with a 1.93 ERA. Struck out 15 in 14 innings and picked up one save.
- Pac-12 play: Made three relief appearances, striking out 13 in 10 innings. Was 0-0 with a 0.90 ERA and one save.
- Scattered three hits and a run with four strikeouts versus Stanford (5/17).
- Worked a season-long 3 2/3 innings and held Oregon to one hit and three walks while striking out five in a scoreless relief outing (5/12).
- Earned his first career save after three scoreless innings in the opener versus Washington State, striking out four (4/26).
- Closed out the midweek finale versus San Diego State, recording a strikeout in 1 1/3 scoreless innings (4/3).

Central Catholic High School

- Four-year letterwinner for head coach Danny Ayala.
- Area Code participant with the Athletics.
- Went 2-2 with a 2.23 ERA his senior year. Struck out 56 in 44 innings and allowed just 31 hits, including five for extra bases. Opponents batted .186 against him.
- Posted a 1-3 mark as a junior and 4-4 record his sophomore season.

Personal

- Born June 22, 1999 in Modesto, Calif.
- Majoring in digital communication arts.
- Son of Catherine and John Mundt.
- Has two brothers, Johnny and Samuel.
- His brother, Johnny, played tight end at Oregon and currently with the Los Angeles Rams. His brother, Sam, is a pitcher at Utah. His father, John, played football at Fresno State. And his grandfather, Frank, played basketball at Iowa.
- Has been involved in student government all four years of high school.
- Created a program called "Kicks 4 Kids" that ran for three years during high school. Worked with the local school systems and identified "at needs" kids and created buying events where they could pick out new school shoes of their choice. Over his three years with the program, they were able to purchase more than 350 new pairs of shoes.
- Chose Oregon State because of "great baseball, great coaches and a school with an agriculture program."

Mundt's Career Single-Game Highs

Innings pitched: 3.2, at Oregon, May 12, 2019
Walks allowed: 3, at Oregon, May 12, 2019
Strikeouts: 5, at Oregon, May 12, 2019
Batters faced: 15, at Stanford, May 17, 2019
Field chances: 1, 7 times
Putouts: 1, Washington State, Mar 19, 2021
Assists: 1, 6 times
Runners CS: 1, at Oregon, May 12, 2019



Paul Myro IV #23 IF

R. Freshman • 5-9 • 193 • RS
Bats/Throws: R/R
Las Vegas, Nev.
Palo Verde

2021

- Did not play. Redshirted.


Palo Verde High School

- Letterwinner for head coach Joe Hallead.
- Second-team all-state selection after his junior season.
- Batted .340 with eight doubles, six home runs, 27 RBI and 15 stolen bases as a junior. Also went 2-2 with a 2.19 ERA and 28 strikeouts on the mound.
- Second-team all-league as a freshman. Batted .330 with seven doubles and 19 RBI and was 2-1 with a 2.48 ERA.
- Also lettered in track and football. Named second-team all-conference in football as both a sophomore and junior.

Personal

- Born May 24, 2001 in Henderson, Nev.
- Son of Teresa and Paul Myro.
- Has one brother, Gunnar, and one sister, Madison.
- Has earned scholar-athlete awards and was on student council at Palo Verde High School.
- Majoring in natural resources.
- Would like to run his own business after his playing career.
- Regularly volunteers in the community, from reading to youth in his area, assisting at his church and helping out at a homeless shelter and a veterans home in Boulder City, Nev.

- Chose Oregon State because "the camaraderie with the baseball players and coaches. They treat everyone with respect and the program is focused on turning boys into men in a matter of 3-to-4 years."



Cole Nelson #41 RHP

Freshman • 6-4 • 200 • HS
Bats/Throws: R/R
Lynnwood, Wash.
Meadowdale

Meadowdale High School

- Letterwinner for head coach Bill Hummel.
- Rated as one of the top 10 prospects in the state of Washington by Baseball Northwest.
- Earned the All-Wesco Award during his high school career.

Personal

- Born March 24, 2003.
- Son of Vicki and Scott Nelson.
- Has one sister, Kari, and one brother, Cade.
- Majoring in business administration.
- Has volunteered with a 5th-8th grade basketball program run by his mother. Also volunteers for Pacific Little League and has run many summer youth basketball and baseball camps.
- Chose Oregon State because "I love the campus, the coaches and the people make it feel like home."



Jake Pfennigs #22 RHP

Junior • 6-7 • 215 • 3L
Bats/Throws: R/R
Post Falls, Idaho
Post Falls

MLB First-Year Player Draft

- Selected in the 35th round of the 2018 MLB First-Year Player Draft by San Diego but did not sign.

2021

- Made 13 starts and finished with a 5-0 record and 3.24 ERA. Struck out 50 in 58 1/3 innings and held opponents to a .240 batting average.
- Started versus TCU, scattering two hits and two runs with six strikeouts in five innings but did not figure in the decision (6/6).
- Picked up his fifth win of the season after holding Stanford to five hits and a run with five strikeouts in six innings (5/29).
- Worked a career-long seven innings in a start versus Arizona, and allowed eight hits and four runs; did not figure in the decision (5/23).
- Earned his fourth win of the season after allowing six hits and four runs with two strikeouts in the series finale at Arizona State (5/16).
- Did not figure in the decision after scattering five hits and a run with a strikeout in five innings versus USC (5/9).
- Won his third game of the season after scattering three hits and three runs - one earned - with six strikeouts in a start at UCLA (5/2).

- Tied a career-high with six strikeouts in five scoreless innings versus, Oregon, limiting the Ducks to four hits for the win (3/14).
- Held Grand Canyon to three hits and two walks with four strikeouts in six innings, picking up the win (2/27).

2020

- Made four starts and was 2-2 with a 3.57 ERA in 17 2/3 appearances.
- Scattered 13 hits and seven runs with 10 walks and 14 strikeouts.
- Worked a career-long six innings (three hits, one run, four strikeouts) against UC Santa Barbara but was charged with the loss (3/7).
- Held San Diego State to three hits and a run with three strikeouts in five innings for the win (2/27).
- Held Gonzaga to five hits and a run in five innngs for his first win of the season (2/16).

2019

- Pitched in 17 games, with three starts, and posted a 1-1 record and 4.55 ERA with one save. Struck out 22 in 31 2/3 innings.
- Pac-12 play: Appeared in six games, all in relief, and was 0-0 with a 1.64 ERA and one save. Struck out six in 11 innings.
- Earned his first career save after holding USC scoreless over two innings, striking out three (5/24).
- Held Oregon to one hit and one walk in 3 1/3 scoreless innings of relief (5/11).
- Set a season-high with four strikeouts in 4 1/3 innings at Nevada (4/23).
- Earned the first win of his career with two scoreless innings of relief versus San Diego State. Struck out two (4/3).

Post Falls High School

- Four-year letterwinner for head coach Mick Zeller.
- Rated as the No. 1 prospect in the states of Montana, Idaho and Wyoming by Baseball Northwest.
- Area Code participant with the Royals.
- As a senior, was 3-0 with a 1.91 earned run average and 39 strikeouts in 36 2/3 innings. Led Post Falls to a third-place state finish.
- Idaho's Gatorade state player of the year in 2018.
- During his career, earned First-Team All-League honors and earned the League Pitcher of the Year award.
- Also lettered in basketball, averaging 18.4 points and 12.2 rebounds as a senior.

Personal

- Born Sept. 9, 1999 in Coeur d'Alene, Idaho.
- Son of Michelle and Dustin Pfennigs.
- Has one brother, Joey.
- Majoring in business administration.
- Cousin, Bobby, lettered with the Oregon State wrestling team from 2004-07.
- Helps in the community every year by assisting at an event called "Holidays and Heroes." Assists families by wrapping presents, and gives them a full meal to take home for Christmas dinner.
- Chose Oregon State because "I have full trust in the coaching staff, program and academics to help me reach and maintain my goals."

Pfennigs' Career Single-Game Highs

Innings pitched: 7.0, Arizona, May 23, 2021

Walks allowed: 5, at Mississippi State, Feb 22, 2020

Strikeouts: 6, 5 times

Batters faced: 27, Arizona, May 23, 2021

Field chances: 2, 4 times

Putouts: 1, 4 times

Assists: 2, at Arizona State, May 16, 2021; USC, May 24, 2019

Runners CS: 1, Oregon, Mar 12, 2019; USC, May 09, 2021

**Victor
Quinn****#20
RHP**

Freshman • 6-1 • 217 • HS

Bats/Throws: R/R

O'Fallon, Mo.

Liberty

Liberty High School

- Letterwinner for head coach Nicholas Clements.
- Earned All-Conference honors as both a freshman (2017) and a sophomore (2018).
- Also earned All-Academic honors both years.

Personal

- Born February 11, 2003 in St. Louis, Mo.
- Son of Angela and Steve Quinn.
- Has one sister, Amelia.
- Majoring in finance and would like to be a pilot, actuary or financial advisor after his playing career.
- Has been on the President's Honor Roll in high school.
- Chose Oregon State because "the program is great, with many years of experience. The cohesiveness among teammates is unmatched. The coaching staff always has a plan and works together to accomplish their goal."

**Tyree
Reed****#24
OF**

Freshman • 6-3 • 205 • HS

Bats/Throws: L/L

Vallejo, Calif.

American Canyon

American Canyon High School

- Letterwinner for head coach Matt Brown.
- Perfect Game and Under Armour All-American.
- Three-time USA Baseball alum.
- All-League and League MVP during his career.
- Batted .462 with two runs, three RBI, one home run and three stolen bases in a shortened junior year due to the Covid-19 pandemic.
- Hit .481 as a sophomore, collecting 20 runs, five doubles, four triples, 19 RBI and eight stolen bases.
- Batted .292 as a freshman. Totaled 21 runs scored with two triples and six stolen bases.

Personal

- Born January 9, 2003.
- Son of Tiesha King and Gary Reed.
- Has one sister, Egypt, and one brother, Casius.
- Principal's Honor Roll while at American Canyon High School.
- Intends to pursue sports medicine after his playing career and is majoring in kinesiology.
- Community service: trunk or treat for the Opportunity House in Vacaville. Also does a jacket drive every year during Thanksgiving as he and his team provide food for the homeless through Mission Solano.
- Chose Oregon State because "Oregon State has all the things that I look for in a college. I love the college environment and the

college town aspect. I feel that the belief system regarding the baseball team fits exactly into my beliefs and values. I believe that the coaching staff as a whole will only put me in the position to be successful and will make me a better man on top of a better baseball player at the end of it. The school itself has the major I am interested in and I felt that I would be comfortable each day on campus.”

	Reid Sebbly	#16 RHP
Senior • 6-0 • 199 • 2L Bats/Throws: R/R Huntington Beach, Calif. Marina/Cypress College		

2021

- Posted a 2-1 record and 4.91 earned run average in 12 games, making two starts. Totaled 15 strikeouts in 18 1/3 innings.
- Started but did not figure in the decision after allowing two hits and a run in a career-long three innings versus Portland (4/20).
- Struck out a career-best five in 2 2/3 innings in a start at Portland (3/30).
- Threw two scoreless innings of relief versus Santa Clara, striking out one (3/23).
- Earned his second win of 2021 with two scoreless innings versus BYU, striking out two (3/4).
- Tossed a scoreless eighth inning, striking out one, to earn his first win of 2021, versus Grand Canyon (2/26).

2020

- Pitched in seven games, all in relief.
- Did not figure in a decision and posted a 2.08 ERA in 8 2/3 innings. Allowed five hits and three runs - two earned - with two walks and four strikeouts.
- Tossed 1 2/3 scoreless innings of relief against UC Santa Barbara (3/8).
- Opened his Oregon State career with back-to-back scoreless innings versus New Mexico (2/14) and BYU (2/17).

Cypress College

- Played two seasons at Cypress, located in Southern California.
- Earned second-team All-League honors in 2019 after going 7-3 with a 3.90 ERA in 72 2/3 innings pitched. Struck out 49 and made 15 appearances, 12 of which were starts.
- As a freshman, struck out seven in eight appearances.

Marina High School

- Played two years for head coaches Bob Marshall and Toby Hess.

Personal

- Born May 26, 1999 in Long Beach, Calif.
- Son of Shelley and Norman Sebbly.
- Has one brother, Chase, who plays at Ball State.
- Majoring in business administration.
- Enjoys surfing, hockey and video games in his spare time.
- Hopes to pursue a CPA license after his playing career.
- Eats an apple before every game.
- Chose Oregon State because of “the great atmosphere with great coaching and it is a home away from home. There’s also great competition in the Pac-12.”

Sebbly’s Career Single-Game Highs

Innings pitched: 3.0, Portland, Apr 20, 2021

Walks allowed: 2, at Oregon, Apr 10, 2021 ; Portland, Apr 20, 2021
Strikeouts: 5, at Portland, Mar 30, 2021
Batters faced: 14, Portland, Apr 20, 2021
Field chances: 2, Portland, Apr 20, 2021
Putouts: 1, Portland, Apr 20, 2021
Assists: 1, 7 times

	Tanner Smith	#8 C/IF
Freshman • 5-11 • 212 • HS Bats/Throws: R/R Chandler, Ariz. Basha		

Basha High School

- Letterwinner for head coach Jim Schilling.
- Batted .496 as a junior, collecting four home runs, two doubles and 14 RBI.
- Earned all-conference and all-region honors as a sophomore.
- Batted .289 as a sophomore, totaling four home runs, six doubles, 27 RBI and five stolen bases.

Personal

- Born September 26, 2002 in Bemidji, Minn.
- Son of Kristi and Nate Smith.
- Has one brother, Grant.
- Majoring in management and would like to go into coaching after his playing career.
- Volunteers as a coach for his high school feeder team.
- Chose Oregon State because of “the atmosphere and culture made me feel right at home the moment I got there.”

	Sam Stuhr	#30 RHP
Sophomore • 6-1 • 200 • HS Bats/Throws: R/R Portland, Ore. Madison/Lower Columbia CC		

Pronounced Stu-er

Lower Columbia College

- Pitched in seven games as a freshman in 2021. Made six starts.
- Posted a 2-0 record and a 2.36 ERA in 26 2/3 innings. Struck out 32 - 10.80 per nine innings.

Sam Barlow High School

- Letterwinner for head coach Chase Daniels.
- Earned academic recognition all three years of his career.
- Played at short in addition to pitching.

Personal

- Born August 8, 2002 in Portland, Ore.
- Son of Amy and John Stuhr.
- Has one sister, Claire.
- Has one brother, Henry.
- Majoring in kinesiology.

- Would like to be an athletic trainer after his playing career.
- Biggest athletic thrill to date is playing in the Little League World Series.
- Chose Oregon State because "it was a good fit for athletics and academics."



Justin #33
Thorsteinson UT

Sophomore • 6-3 • 238 • 1L
Bats/Throws: L/L
Langley, B.C., Canada
Langley Secondary School

2021

- Made one appearance, in relief, versus Loyola Marymount (4/28). Struck out one in 2/3 of an inning.

Langley Secondary School

- Letterwinner for head coach Jamie Bodaly.
- Competed in the 2019 Area Code Games for the Royals team.
- Was 3-0 with a 0.00 ERA as a junior, striking out 39 in 28 1/3 innings. Also batted .368 with 12 doubles, five home runs and 45 RBI.
- Finished with a 6-0 record and 0.21 ERA as a sophomore, striking out 33 in 35 innings. Batted .324 with two doubles, three home runs and 26 RBI.
- Tallied a 3-2 record and 3.65 ERA in 38 1/3 innings as a freshman, striking out 44. Batted .467 with 10 doubles, one home run and 24 RBI.
- Also competed at the 2019 WBSC World Cup for Team Canada. Teammates on the team include current Beavers Cesar Valero Sanchez and Micah McDowell. Appeared in four games, with one start, striking out seven in 7 1/3 innings.

Personal

- Born Feb. 25, 2002 in Richmond, B.C.
- Son of Heidi and Jordan Thorsteinson.
- Has one sister, Hallie.
- On Principal's Honor Roll in high school.
- Would like to go into sports marketing after his playing career.
- Coaches youth baseball in his spare time.
- Chose Oregon State because "it has always been my dream school. The history and baseball program are like no other."

Thorsteinson's Career Single-Game Highs

Innings pitched: 0.2, at Loyola Marymount, Apr 28, 2021
Walks allowed: 1, at Loyola Marymount, Apr 28, 2021
Strikeouts: 1, at Loyola Marymount, Apr 28, 2021
Batters faced: 6, at Loyola Marymount, Apr 28, 2021



Brock #43
Townsend RHP

Junior • 5-10 • 182 • 1L
Bats/Throws: R/R
Eugene, Ore.
Churchill/LBCC

2021

- Pitched in 12 games, making two starts, and was 2-0 with a 2.57 ERA in 28 innings. Saved one game. Struck out 35 to just four walks.
- Held Dallas Baptist to six hits and three runs - one earned - in 4 2/3 innings in a start (6/6).
- Made his first OSU start at LMU, striking out seven while scattering four hits and two runs in four innings (4/27).
- Struck out four and allowed one hit in 1 2/3 scoreless innings of relief versus Portland (4/20).
- Struck out three in three scoreless innings against Gonzaga to pick up his second win of the season (4/5).
- Earned his first win after striking out eight in 3 1/3 innings of relief at Portland (3/30).
- Earned the save with three scoreless innings of relief against Gonzaga in his Oregon State debut (2/21).

Linn-Benton Community College

- Played two years at Linn-Benton Community College for former Beaver Andy Peterson.
- Pitched in two games as a sophomore at LBCC in the pandemic shortened 2020 season. Tallied a 2-0 record and a 1.46 earned run average in 12 1/3 innings. Struck out 11 and held opponents to six hits and three walks.
- As a freshman at LBCC in 2019, was 7-2 with a 1.62 ERA. Struck out 73 to 13 walks.
- Earned first-team all-region and first-team all-conference honors at LBCC in 2019.

Churchill High School

- Letterwinner for head coach Kenny Niles while at Churchill High School.
- 5A State Pitcher of the Year as a senior and junior at Churchill. Helped Churchill to a state title as a senior.
- Earned Conference Pitcher of the Year honors his senior and junior season while also being named all-league. Selected second-team all-league as a sophomore.
- Finished his high school career with a 27-4 record.
- Tallied a 10-1 record and 0.31 ERA as a senior. Struck out 100 to nine walks in 68 innings while allowing just three earned runs.
- Was 8-2 with a 0.45 ERA as a junior. Finished with 113 strikeouts to nine walks in 78 1/3 innings.
- Posted an 8-1 record and 0.88 ERA his sophomore season. Struck out 78 and gave up 12 walks.

Personal

- Born Feb. 9, 1999.
- Son of Pam and Bill Townsend.
- Has one brother, C.J.
- Majoring in human development and family sciences.
- Chose Oregon State because "I want to help keep the winning tradition alive and dogpile in Omaha."

Townsend's Career Single-Game Highs

Innings pitched: 4.2, vs Dallas Baptist, Jun 06, 2021
Walks allowed: 1, 4 times

Strikeouts: 8, at Portland, Mar 30, 2021
Batters faced: 22, vs Dallas Baptist, Jun 06, 2021
Field chances: 1, Gonzaga, Apr 05, 2021; at UC Irvine, Apr 23, 2021; Santa Clara, Mar 24, 2021
Putouts: 1, Gonzaga, Apr 05, 2021
Assists: 1, at UC Irvine, Apr 23, 2021; Santa Clara, Mar 24, 2021
Runners CS: 1, at UC Irvine, Apr 23, 2021



Jabin Trosky #2
IF

Freshman • 5-10 • 180 • HS
Bats/Throws: S/R
Carmel, Calif.
Carmel

Carmel High School

- Letterwinner for head coaches Randy Bispo and Mike Kelly.
- First-Team All-League and All-County as a sophomore. Earned Second-Team All-League honors as a freshman.
- Batted .375 as a sophomore, tallying one home run, six doubles, 15 RBI and 14 stolen bases.
- Hit .333 his freshman season, tallying two doubles with seven RBI and 12 stolen bases.
- Participated in the Area Code Games and the USA Baseball NTDP 16U program.

Personal

- Native of Monterey, Calif. Born July 13, 2002.
- Son of Amy and Ian Trosky.
- Has two sisters: Jade and Elizabeth.
- Has volunteered in his community at youth sports camps.
- Would like to go into coaching after his playing career.
- Chose Oregon State because of the “wonderful coaching staff, the campus, a winning program and a great physical and academic fit for me.”



Mitchell Verburg #32
RHP

R. Senior • 6-3 • 204 • 3L
Bats/Throws: R/R
Lake Oswego, Ore.
Lake Oswego

2021

- Made 19 relief appearances. Finished with a 2-0 record and 2.92 ERA in 24 2/3 innings. Recorded two saves and struck out 24 while holding opponents to a .208 batting average.
- Earned his second save of the season with three strikeouts in a scoreless ninth versus TCU (6/6).
- Worked 1 2/3 scoreless innings against Dallas Baptist, striking out three (6/4).
- Threw two scoreless innings of relief versus Arizona State (5/16).
- Worked 1 2/3 scoreless frames at LMU, stranding two runners in entering in the seventh (4/27).
- Struck out a season-high five in 2 1/3 scoreless innings of relief at Oregon (4/10).
- Picked up his first win of 2021 after throwing 2 1/3 scoreless

- innings in the opener versus Utah (4/1).
- Threw two scoreless innings of relief against Washington (3/27).
- Earned his first save of 2021 with scoreless ninth inning versus New Mexico (2/22).

2020

- Did not pitch.

2019

- All-Pac-12 Honorable Mention
- Pac-12 All-Academic Honorable Mention
- Pitched in 16 games, all in relief, and was 1-0 with a 1.40 ERA and two saves. Struck out 38 in 25 2/3 innings.
- Pac-12 play: Appeared in nine games, all in relief, and was 1-0 with a 1.93 ERA and two saves. Struck out 24 in 14 innings.
- Set a career-high with nine strikeouts in 4 1/3 innings against Washington State (4/27).
- Set career highs in innings pitched (3 2/3), strikeouts (seven), batters faced (15) and pitches (64) in a scoreless outing versus Nevada (4/23).
- Threw just five pitches, striking out Spencer Torkelson with the winning run on first, to end the game for the save versus Arizona State (4/14).
- Won his first game of the season after holding Washington to two hits and a run in 1 2/3 innings of relief (3/30).
- Picked up his first save since 2017 with 2/3 of a scoreless inning in the opener at Washington (3/29).
- Set a career-high with four strikeouts in 1 1/3 innings of relief versus California (3/22).
- Tossed a career-long three innings of relief in the tie versus Coastal Carolina, striking out two (3/10).

2018

- Did not play.

2017

- Made 14 appearances, all in relief, and was 1-0 with 0.93 ERA in 9 2/3 innings. Saved two games.
- Picked up his second save after retiring the final two batters of the game in a win over Oregon (5/12).
- Earned his first career win after going a scoreless inning in relief in the series finale at UCLA (4/23).
- Got out of a bases-loaded jam in the ninth and worked 1 1/3 scoreless innings of relief against Washington (4/13).
- Tossed a perfect ninth, picking up two strikeouts, against Stanford (4/1).
- Faced one batter in the win over Duke, getting the game's last out for his first career save (2/17/17).

Lake Oswego High School

- Three-year letterwinner for head coach Jake Anders.
- Rated as the No. 2 player in the state of Oregon and 238th nationally by Perfect Game. Played at the 2015 Area Code Games for the Kansas City Royals team.
- Rated as the No. 4 high school player in the state of Oregon by Baseball Northwest.
- Ranked as the No. 271 high school player in the nation by Perfect Game.
- Named to the Top Prospect Team at the Perfect Game National Showcase and the All-Tournament Team at the 17U Perfect Game World Series.
- As a junior, went 5-3 on the mound with a 2.14 ERA in 18 games. Struck out 95 in 74 innings. Offensively, batted .266 with 10 doubles, two home runs and 25 RBI.
- Went 3-1 his sophomore season, posting a 0.89 ERA in 14 games. Struck out 75 in 62 innings. Batted .294 with 12 doubles, two home

runs and 34 RBI.

- As a sophomore, was selected by Baseball Northwest to play at the USA Baseball NTIS.
- Went 2-0 as a freshman, finishing with a 2.42 ERA. Pitched in seven games, and struck out 30 in 34 innings.
- Also lettered four seasons in football at quarterback and two years in basketball.

Personal

- Majoring in kinesiology.
- Born Jan. 28, 1998 in Portland, Ore.
- Son of Shawna and Rick Verburg.
- Has one brother, Daniel.
- Enjoys fishing, school and billiards in his spare time.
- Aspires to be in the physical therapy business after his baseball career.
- Biggest athletic thrill to date is coming to Oregon State to play baseball.
- Chose Oregon State because of the “fit with the school and the best baseball program in the country.”

Verburg’s Career Single-Game Highs

Innings pitched: 4.1, Washington State, Apr 27, 2019
Walks allowed: 3, at Nevada, Apr 23, 2019
Strikeouts: 9, Washington State, Apr 27, 2019
Batters faced: 15, at Nevada, Apr 23, 2019 ; Washington State, Apr 27, 2019
Field chances: 2, at Nevada, Apr 23, 2019
Putouts: 2, at Nevada, Apr 23, 2019
Assists: 1, USC, Apr 29, 2017 ; at UCLA, Mar 17, 2019 ; Arizona, Mar 26, 2017



Wilson Weber #18
C

Freshman • 6-0 • 211 • HS
Bats/Throws: R/R
Gresham, Ore.
Sam Barlow

Sam Barlow High School

- Letterwinner for head coach Scott Hunter.
- Did not play a junior season due to the Covid-19 pandemic.
- First-team all-state and all-league as a sophomore.
- Batted .379 with three home runs, five doubles, four triples, 10 RBI and 10 stolen bases as a sophomore.
- Earned second-team all-league honors as a freshman.
- Batted .372 as a freshman, tallying one home run, 10 doubles, 19 RBI and 16 stolen bases.

Personal

- Born in Portland, Ore.
- Son of Jessica and Ryan Weber.
- Has one sister, Elizabeth, and two brothers, Sam and Stuart.
- Member of the Honor Roll every year.
- Earned Scholars of Distinction.
- Majoring in kinesiology.
- Volunteered by helping with church community service events, and assisted at basketball and baseball youth camps.
- Chose Oregon State because “it’s a great school, with amazing coaches, an awesome program and it’s close to home.”



TJ Wheeler #13
C/IF

R. Junior • 5-10 • 204 • HS
Bats/Throws: L/R
Modesto, Calif.
Beyer/Sacramento City College

Yavapi Community College

- Appeared in 54 games in 2021, batting .399 with 15 doubles, 21 home runs and 62 runs batted in.
- Posted an .837 slugging percentage and .518 on-base percentage.
- Ended the season on a 14-game hit streak. Was 24-of-50 (.480) with five doubles, eight home runs and 22 RBI during the streak.

Sacramento City College

- Played in 20 games in his second year at Sacramento City College. Posted a .367 batting average with five home runs and 12 doubles. Drove in 18.
- Appeared in 47 games as a freshman, tallying a .272 batting average. Added 13 doubles and two home runs with 26 RBI.

Beyer High School

- Lettered for head coach Dominic Duran at Beyer High School.
- Offensive Player of the Year as a senior after batting .513 with 13 doubles and three home runs. Also pitched, going 7-1 with a 2.82 ERA.

Personal

- Son of Patti and Bryan Wheeler.
- Father, Bryan, played college baseball at Cal State Stanislaus.
- Has two brothers, Damon and Landon.
- Majoring in business administration and would like to go into coaching.

Career Statistics

Boyd, Justin

Year	Avg	GP	GS	AB	R	H	2B	3B	HR	RBI	TB	SLG%	BB	HBP	SO	GDP	OB%	SF	SH	SB	ATT	PO	A	E	FLD%
2021	.301	27	19	73	13	22	4	2	0	10	30	.411	10	2	16	2	.395	1	2	1	2	81	2	2	.976

Brown, Ryan

Year	ERA	W	L	App	GS	CG	SHO	CBO	SV	IP	H	R	ER	BB	SO	2B	3B	HR	BF	B/Avg	WP	HBP	BK	SFA	SHA
2020	0.00	0	1	3	0	0	0	0	0	3.1	4	2	0	1	2	0	0	0	15	.308	0	0	0	0	1

Dernedde, Kyle

Year	Avg	GP	GS	AB	R	H	2B	3B	HR	RBI	TB	SLG%	BB	HBP	SO	GDP	OB%	SF	SH	SB	ATT	PO	A	E	FLD%
2021	.290	16	9	31	6	9	4	0	0	9	13	.419	10	1	9	2	.476	0	1	1	1	20	33	2	.964

Dukart, Jake

Year	Avg	GP	GS	AB	R	H	2B	3B	HR	RBI	TB	SLG%	BB	HBP	SO	GDP	OB%	SF	SH	SB	ATT	PO	A	E	FLD%
2019	.210	37	20	81	6	17	3	0	0	12	20	.247	13	1	16	0	.320	2	2	0	0	10	34	4	.917
2020	.323	12	11	31	7	10	3	0	0	1	13	.419	17	2	8	2	.580	0	0	0	0	13	19	2	.941
2021	.268	50	47	164	29	44	11	1	2	23	63	.384	21	6	39	1	.368	2	6	0	0	21	68	7	.927
TOTAL	.257	99	78	276	42	71	17	1	2	36	96	.348	51	9	63	3	.385	4	8	0	0	44	121	13	.927

Forrester, Garret

Year	Avg	GP	GS	AB	R	H	2B	3B	HR	RBI	TB	SLG%	BB	HBP	SO	GDP	OB%	SF	SH	SB	ATT	PO	A	E	FLD%
2021	.299	52	48	177	28	53	8	1	7	32	84	.475	33	11	39	3	.435	2	0	1	2	158	18	2	.989

Frisch, Will

Year	ERA	W	L	App	GS	CG	SHO	CBO	SV	IP	H	R	ER	BB	SO	2B	3B	HR	BF	B/Avg	WP	HBP	BK	SFA	SHA
2020	2.61	0	0	7	1	0	0	0	0	10.1	5	5	3	6	12	0	0	1	42	.143	2	1	0	0	0
2021	2.38	3	0	20	6	0	0	0	0	56.2	43	20	15	24	54	9	3	2	239	.222	9	10	1	1	10
TOTAL	2.42	3	0	27	7	0	0	0	0	67.0	48	25	18	30	66	9	3	3	281	.210	11	11	1	1	10

Fuchs, Greg

Year	Avg	GP	GS	AB	R	H	2B	3B	HR	RBI	TB	SLG%	BB	HBP	SO	GDP	OB%	SF	SH	SB	ATT	PO	A	E	FLD%
2019	.167	20	4	30	1	5	1	0	0	4	6	.200	6	0	10	0	.306	0	0	0	0	3	0	0	1.000
2021	.231	23	20	65	10	15	2	0	3	10	26	.400	11	2	22	1	.359	0	1	0	0	13	0	0	1.000
TOTAL	.211	43	24	95	11	20	3	0	3	14	32	.337	17	2	32	1	.342	0	1	0	0	16	0	0	1.000

Gretler, Matthew

Year	Avg	GP	GS	AB	R	H	2B	3B	HR	RBI	TB	SLG%	BB	HBP	SO	GDP	OB%	SF	SH	SB	ATT	PO	A	E	FLD%
2019	.269	22	14	52	7	14	2	0	1	9	19	.365	2	3	16	1	.328	1	0	1	1	3	9	0	1.000
2020	.241	8	8	29	1	7	0	0	1	4	10	.345	2	0	8	0	.281	1	1	0	0	12	13	4	.862
2021	.261	36	23	88	15	23	5	1	3	24	39	.443	18	3	21	4	.400	1	3	3	3	81	20	0	1.000
TOTAL	.260	66	45	169	23	44	7	1	5	37	68	.402	22	6	45	5	.360	3	4	4	4	96	42	4	.972

Hjerpe, Cooper

Year	ERA	W	L	App	GS	CG	SHO	CBO	SV	IP	H	R	ER	BB	SO	2B	3B	HR	BF	B/Avg	WP	HBP	BK	SFA	SHA
2020	5.25	1	1	6	0	0	0	0	2	12.0	7	7	7	7	16	3	0	0	50	.167	0	1	0	0	0
2021	4.21	3	6	17	16	0	0	0	0	77.0	63	47	36	27	98	10	1	6	325	.223	8	9	0	0	6
TOTAL	4.35	4	7	23	16	0	0	0	2	89.0	70	54	43	34	114	13	1	6	375	.215	8	10	0	0	6

Hunter, Jaren

Year	ERA	W	L	App	GS	CG	SHO	CBO	SV	IP	H	R	ER	BB	SO	2B	3B	HR	BF	B/Avg	WP	HBP	BK	SFA	SHA
2021	5.84	0	2	9	0	0	0	0	0	12.1	18	10	8	1	11	2	0	2	59	.321	2	1	0	0	1

Kasper, Brady

Year	Avg	GP	GS	AB	R	H	2B	3B	HR	RBI	TB	SLG%	BB	HBP	SO	GDP	OB%	SF	SH	SB	ATT	PO	A	E	FLD%
2021	.200	8	4	15	3	3	0	0	0	1	3	.200	2	0	5	0	.294	0	0	0	0	0	0	0	.000

Lattery, AJ

Year	ERA	W	L	App	GS	CG	SHO	CBO	SV	IP	H	R	ER	BB	SO	2B	3B	HR	BF	B/Avg	WP	HBP	BK	SFA	SHA
2020	0.00	0	0	1	0	0	0	0	0	1.0	0	0	0	1	1	0	0	0	3	.000	0	0	0	0	0
2021	1.42	0	0	5	1	0	0	0	0	6.1	6	1	1	2	5	0	0	1	28	.250	0	2	0	0	0
TOTAL	1.23	0	0	6	1	0	0	0	0	7.1	6	1	1	3	6	0	0	1	31	.231	0	2	0	0	0

Lawson, Ian

Year	ERA	W	L	App	GS	CG	SHO	CBO	SV	IP	H	R	ER	BB	SO	2B	3B	HR	BF	B/Avg	WP	HBP	BK	SFA	SHA
2021	2.00	1	0	7	0	0	0	1	0	9.0	4	2	2	5	10	1	0	1	37	.133	1	2	0	0	0

Logan, Gavin

Year	Avg	GP	GS	AB	R	H	2B	3B	HR	RBI	TB	SLG%	BB	HBP	SO	GDP	OB%	SF	SH	SB	ATT	PO	A	E	FLD%
2021	.318	10	5	22	4	7	2	0	1	4	12	.545	2	0	0	1	.375	0	0	0	0	61	5	2	.971

McDowell, Micah

Year	Avg	GP	GS	AB	R	H	2B	3B	HR	RBI	TB	SLG%	BB	HBP	SO	GDP	OB%	SF	SH	SB	ATT	PO	A	E	FLD%
2020	.244	12	11	45	7	11	0	0	0	2	11	.244	7	0	16	2	.346	0	0	1	2	39	0	0	1.000
2021	.169	27	20	71	12	12	2	0	0	1	14	.197	11	2	17	1	.298	0	4	3	5	29	1	0	1.000
TOTAL	.198	39	31	116	19	23	2	0	0	3	25	.216	18	2	33	3	.316	0	4	4	7	68	1	0	1.000

Meckler, Wade

Year	Avg	GP	GS	AB	R	H	2B	3B	HR	RBI	TB	SLG%	BB	HBP	SO	GDP	OB%	SF	SH	SB	ATT	PO	A	E	FLD%
2019	.100	20	2	10	5	1	0	0	0	2	1	.100	4	1	3	0	.400	0	0	1	2	4	0	0	1.000
2021	.303	49	34	142	21	43	10	1	4	20	67	.472	19	3	35	1	.396	0	6	3	4	33	1	0	1.000
TOTAL	.289	69	36	152	26	44	10	1	4	22	68	.447	23	4	38	1	.397	0	6	4	6	37	1	0	1.000

Melton, Jacob

Year	Avg	GP	GS	AB	R	H	2B	3B	HR	RBI	TB	SLG%	BB	HBP	SO	GDP	OB%	SF	SH	SB	ATT	PO	A	E	FLD%
2020	.091	7	3	11	1	1	0	0	0	0	1	.091	1	0	6	0	.167	0	0	0	0	6	0	0	1.000
2021	.404	32	25	99	19	40	5	3	6	25	69	.697	14	0	29	0	.466	3	1	8	9	137	5	0	1.000
TOTAL	.373	39	28	110	20	41	5	3	6	25	70	.636	15	0	35	0	.438	3	1	8	9	143	5	0	1.000

Mundt, Joey

Year	ERA	W	L	App	GS	CG	SHO	CBO	SV	IP	H	R	ER	BB	SO	2B	3B	HR	BF	B/Avg	WP	HBP	BK	SFA	SHA
2019	1.93	0	0	8	0	0	0	0	1	14.0	8	4	3	8	15	1	1	0	58	.174	1	2	0	1	1
2020	4.91	0	1	5	0	0	0	0	0	7.1	5	6	4	3	1	1	0	0	34	.185	1	3	0	0	1
2021	4.70	2	2	23	0	0	0	1	2	23.0	22	12	12	5	30	6	0	2	102	.244	1	7	3	0	0
TOTAL	3.86	2	3	36	0	0	0	1	3	44.1	35	22	19	16	46	8	1	2	194	.215	3	12	3	1	2

Pfennigs, Jake

Year	ERA	W	L	App	GS	CG	SHO	CBO	SV	IP	H	R	ER	BB	SO	2B	3B	HR	BF	B/Avg	WP	HBP	BK	SFA	SHA
2019	4.55	1	1	17	3	0	0	0	1	31.2	30	18	16	16	22	3	0	2	140	.259	4	3	1	1	3
2020	3.57	2	2	4	4	0	0	0	0	17.2	13	7	7	10	14	1	2	0	76	.210	2	3	0	1	0
2021	3.24	5	0	13	13	0	0	0	0	58.1	54	26	21	19	50	15	2	3	250	.240	8	3	1	1	2
TOTAL	3.68	8	3	34	20	0	0	0	1	107.2	97	51	44	45	86	19	4	5	466	.241	14	9	2	3	5

Sebby, Reid

Year	ERA	W	L	App	GS	CG	SHO	CBO	SV	IP	H	R	ER	BB	SO	2B	3B	HR	BF	B/Avg	WP	HBP	BK	SFA	SHA
2020	2.08	0	0	7	0	0	0	0	0	8.2	5	3	2	2	4	2	1	1	34	.172	0	1	1	2	0
2021	4.91	2	1	12	2	0	0	1	0	18.1	18	10	10	6	15	4	0	2	84	.273	4	8	0	1	3
TOTAL	4.00	2	1	19	2	0	0	1	0	27.0	23	13	12	8	19	6	1	3	118	.242	4	9	1	3	3

Thorsteinson, Justin

Year	ERA	W	L	App	GS	CG	SHO	CBO	SV	IP	H	R	ER	BB	SO	2B	3B	HR	BF	B/Avg	WP	HBP	BK	SFA	SHA
2021	0.00	0	0	1	0	0	0	0	0	0.2	0	2	0	1	1	0	0	0	6	.000	0	1	0	0	0

Townsend, Brock

Year	ERA	W	L	App	GS	CG	SHO	CBO	SV	IP	H	R	ER	BB	SO	2B	3B	HR	BF	B/Avg	WP	HBP	BK	SFA	SHA
2021	2.57	2	0	12	2	0	0	1	1	28.0	28	11	8	4	35	4	3	2	119	.255	0	3	0	0	2

Verburg, Mitchell

Year	ERA	W	L	App	GS	CG	SHO	CBO	SV	IP	H	R	ER	BB	SO	2B	3B	HR	BF	B/Avg	WP	HBP	BK	SFA	SHA
2017	0.93	1	0	14	0	0	0	1	2	9.2	6	1	1	4	8	1	0	0	41	.176	1	1	0	1	1
2019	1.40	1	0	16	0	0	0	2	2	25.2	15	5	4	7	38	1	1	2	101	.165	1	1	2	1	1
2021	2.92	2	0	19	0	0	0	0	2	24.2	20	11	8	5	24	3	0	3	104	.208	3	3	0	0	0
TOTAL	1.95	4	0	49	0	0	0	3	6	60.0	41	17	13	16	70	5	1	5	246	.186	5	5	2	2	2

Arizona Wildcats

Series tied, 40-40 • **2021:** Arizona won series, 2-1



Yearly Results

Year	Home	Road	Neutral	Overall	Year	Home	Road	Neutral	Overall
1963	-	2-1	-	2-1	2012	1-2	-	-	1-2
1965	-	1-2	-	1-2	2013	-	3-0	-	3-0
1966	-	0-3	-	0-3	2014	-	2-1	-	2-1
1977	-	-	0-2	0-2	2015	2-1	-	-	2-1
1998	3-0	-	-	3-0	2016	-	0-3	-	0-3
1999	-	0-3	-	0-3	2017	3-0	-	-	3-0
2000	2-1	-	-	2-1	2018	-	1-2	-	1-2
2001	-	1-2	-	1-2	2019	3-0	-	-	3-0
2002	2-1	-	-	2-1	2021	1-2	-	-	1-2
2003	-	1-2	-	1-2					
2004	1-2	-	-	1-2					
2005	-	1-2	-	1-2					
2006	2-1	-	-	2-1					
2007	-	0-3	-	0-3					
2008	2-1	-	-	2-1					
2009	-	2-1	-	2-1					
2010	2-1	-	-	2-1					
2011	-	2-1	-	2-1					

Series Breakdown

All-Time	40-40
At OSU	24-12
At Arizona	16-26
Neutral	0-2

Last 10 Meetings

Year	H	W
2017	H	W, 11-7
2018	R	W, 6-2
2018	R	L, 4-15
2018	R	L, 5-6
2019	H	W, 8-4
2019	H	W, 15-3
2019	H	W, 9-3
2021	H	L, 4-12
2021	H	W, 3-1
2021	H	L, 5-6

Series Superlatives

Last OSU 3-gm. sweep, at OSU 2019
 Last OSU 3-gm. sweep, at UA 2013
 Last UA 3-gm. sweep, at UA 2016
 Last UA 3-gm. sweep, at OSU Never

Most runs scored vs. UA 15, 2019
 Most runs allowed vs. UA 20, 2003
 Largest margin of victory 12, 2019 (15-3)
 Largest margin of defeat 18, 2011 (0-18)
 Longest winning streak 4 gms, 2017-18
 Longest win streak, at OSU 7 gms, 2015-19
 Longest win streak, at UA 6 gms, 2011-14
 Longest losing streak 7 gms, 1965-77

Longest losing streak, at OSU 2 gms-2x,
 2006-08, 2012
 Longest losing streak, at UA 5 gms, 1965-66
 Last OSU shutout 2014 (11-0)
 Last UA shutout 2011 (18-0)

Arizona State Sun Devils

Arizona State leads all-time series, 52-40 • **2021:** Arizona State won series, 2-1



Yearly Results

Year	Home	Road	Neutral	Overall	Year	Home	Road	Neutral	Overall
1963	-	2-2	-	2-2	2007	0-3	-	2-0	2-3
1965	-	0-4	-	0-4	2008	-	2-2	-	2-2
1966	-	3-0	-	3-0	2009	2-1	0-1	-	2-2
1967	-	2-1	-	2-1	2010	-	1-2	0-1	1-3
1970	-	-	0-1	0-1	2011	3-0	-	-	3-0
1971	-	-	0-1	0-1	2012	-	0-3	-	0-3
1976	-	-	0-2	0-2	2013	2-1	-	-	2-1
1977	-	0-1	-	0-1	2014	1-2	-	-	1-2
1985	-	-	1-0	1-0	2015	-	1-2	-	1-2
1989	-	-	0-1	0-1	2016	3-0	-	-	3-0
1999	1-2	-	-	1-2	2017	-	3-0	-	3-0
2000	-	1-2	-	1-2	2018	2-1	-	-	2-1
2001	2-1	-	-	2-1	2019	2-1	-	-	2-1
2002	-	0-4	-	0-4	2021	-	1-2	-	1-2
2003	1-2	-	0-1	1-3					
2004	-	0-3	-	0-3					
2005	2-1	1-0	-	3-1					
2006	-	1-2	1-0	2-2					

Series Breakdown

All-Time	40-52
At OSU	19-14
At Arizona State	17-31
Neutral	4-7

Last 10 Meetings

Year	R	W
2017	R	W, 4-0
2018	H	W, 6-2
2018	H	L, 5-8
2018	H	W, 6-5
2019	R	L, 1-4
2019	R	W, 6-4
2019	R	W, 4-3
2021	R	L, 6-9
2021	R	L, 5-11
2021	R	W, 11-4

Series Superlatives

Last OSU 3-gm. sweep, at OSU 2016
 Last OSU 3-gm. sweep, at ASU 2017
 Last ASU 3-gm. sweep, at ASU 2012
 Last ASU 3-gm. sweep, at OSU 2007

Most runs scored vs. ASU 13, 2x, last: 1985
 Most runs allowed vs. ASU 21, 1999
 Largest margin of victory 11, 2x,
 last: 2006 (11-0)
 Largest margin of defeat 12, 1999 (9-21)
 Longest winning streak 7 gms, 2016-18
 Longest win streak, at OSU 5 gms, 2009-11
 Longest win streak, at ASU 5 gms, 1966-67

Longest losing streak. 6 gms, 2x, last: 2002-03
 Longest losing streak, at OSU. 4 gms, 2007-09
 Longest losing streak, at ASU. 8 gms, 2000-04
 Last OSU shutout 2017 (4-0)
 Last ASU shutout 2013 (4-0)

California Golden Bears

Oregon State leads all-time series, 50-44 • **2021:** Oregon State won series, 3-0



Yearly Results

Year	Home	Road	Neutral	Overall	Year	Home	Road	Neutral	Overall
1916	-	0-3	-	0-3	2002	-	0-3	-	0-3
1920	-	1-1	-	1-1	2003	1-2	-	-	1-2
1953	-	0-1	-	0-1	2004	-	2-1	-	2-1
1955	-	0-1	-	0-1	2005	3-0	-	-	3-0
1961	-	0-1	-	0-1	2006	-	3-0	-	3-0
1964	-	0-1	-	0-1	2007	2-1	-	-	2-1
1967	-	1-1	-	1-1	2008	-	1-2	-	1-2
1968	0-3	-	-	0-3	2009	3-0	-	-	3-0
1969	0-1	0-2	1-0	1-3	2010	-	0-3	-	0-3
1970	-	1-1	-	1-1	2011	2-1	-	-	2-1
1971	0-2	-	-	0-2	2012	-	3-0	-	3-0
1975	-	-	1-0	1-0	2013	3-0	-	-	3-0
1978	-	-	0-1	0-1	2014	-	3-0	-	3-0
1993	-	-	0-1	0-1	2015	2-1	-	-	2-1
1997	-	1-2	-	1-2	2016	-	0-3	-	0-3
1999	1-2	-	-	1-2	2017	3-0	-	-	3-0
2000	-	2-1	-	2-1	2018	-	3-0	-	3-0
2001	2-1	-	-	2-1	2019	2-1	-	-	2-1
					2021	3-0	-	-	3-0

Series Breakdown

All-Time	50-44
At OSU	27-15
At California	21-27
Neutral	2-2

Last 10 Meetings

2017	H	W, 10-2
2018	R	W, 4-3
2018	R	W, 10-4
2018	R	W, 6-4
2019	H	L, 2-3
2019	H	W, 3-2
2019	H	W, 10-5
2021	H	W, 15-8
2021	H	W, 2-1
2021	H	W, 5-3

Series Superlatives

Last OSU 3-gm. sweep, at OSU	2021
Last OSU 3-gm. sweep, at CAL	2018
Last CAL 3-gm. sweep, at CAL	2016
Last CAL 3-gm. sweep, at OSU	1968

Most runs scored vs. CAL	15, 3x, last: 2021
Most runs allowed vs. CAL	19, 2003
Largest margin of victory	13, 1997 (15-2)
Largest margin of defeat	12, 2x, last: 1997 (14-2)
Longest winning streak	12 gms, 2011-15
Longest win streak, at OSU	6 gms, 2011-15
Longest win streak, at CAL	6 gms, 2012-14

Longest losing streak	5 gms, 1953-67
Longest losing streak, at OSU	7 gms, 1968-99
Longest losing streak, at CAL	5 gms, 1953-67
Last OSU shutout	2017 (8-0)
Last CAL shutout	2016 (5-0)

Oregon Ducks

Oregon State leads all-time series, 187-169 • **2021:** Oregon won series, 5-1



Yearly Results (1936-pres.)

Year	H	R	N	O	Year	H	R	N	O
1936	1-1	1-1	-	2-2	1956	1-1	0-1	-	1-2
1937	0-1	0-3	-	0-4	1957	1-1	1-1	-	2-2
1938	1-1	0-2	-	1-3	1958	1-0	1-0	-	2-0
1939	1-1	0-2	-	1-3	1959	2-1	1-0	-	3-1
1940	2-0	2-0	-	4-0	1960	2-0	0-1	-	2-1
1941	0-2	1-1	-	1-3	1961	1-1	2-0	-	3-1
1942	0-1	1-1	-	1-2	1962	1-1	1-1	-	2-2
1943	1-1	1-1	-	2-2	1963	1-1	1-1	-	2-2
1946	2-0	1-1	-	3-1	1964	0-2	2-0	-	2-2
1947	1-1	0-2	-	1-3	1965	1-2	1-2	-	2-4
1948	0-1	1-1	-	1-2	1966	1-2	1-2	-	2-4
1949	1-0	0-2	-	1-2	1967	0-2	1-0	-	1-2
1950	1-1	1-1	-	2-2	1968	-	0-2	-	0-2
1951	3-0	2-1	-	5-1	1969	2-0	1-0	-	3-0
1952	1-2	2-1	-	3-3	1970	0-1	1-1	-	1-2
1953	0-1	1-1	-	1-2	1971	1-1	1-0	-	2-1
1954	0-2	1-2	-	1-4	1972	0-3	0-3	-	0-6
1955	1-1	1-1	-	2-2	1973	1-2	0-3	-	1-5
					1974	2-1	0-3	-	2-4

Series Breakdown

All-Time	187-169
At OSU	99-78
At Oregon	86-89
Neutral	3-1

Last 10 Meetings

2019	H	L, 8-12
2019	R	W, 4-1
2019	R	W, 8-5
2019	R	L, 2-3
2021	H	L, 0-7
2021	H	L, 0-3
2021	H	W, 3-1
2021	R	L, 1-4
2021	R	L, 1-5
2021	R	L, 4-5

Series Superlatives (All-Time)

Last OSU 3-gm. sweep, at OSU	2018
Last OSU 3-gm. sweep, at UO	2017
Last UO 3-gm. sweep, at UO	2021
Last UO 3-gm. sweep, at OSU	1972

Most runs scored vs. UO	22, 2x, last: 1939
Most runs allowed vs. UO	21, 1918
Largest margin of victory	18, 1950 (20-2)
Largest margin of defeat	14, 1918 (21-7)
Longest winning streak	10 gms, 2x, last: 2017-19
Longest win streak, at OSU	7 gms, 2x, last: 1981-2010

Longest win streak, at UO	8 gms, 1930-33
Longest losing streak	7 gms, 2x, last: 1971-72
Longest losing streak, at OSU	5 gms, 1939-43
Longest losing streak, at UO	10 gms, 1972-75
Last OSU shutout	2018 (10-0)
Last UO shutout	2021 (3-0)

Stanford Cardinal



Series tied, 48-48 • **2021:** Stanford won series, 2-1

Yearly Results

Year	Home	Road	Neutral	Overall	Year	Home	Road	Neutral	Overall
1920	2-0	0-2	-	2-2	2002	2-1	-	-	2-1
1955	-	0-1	-	0-1	2003	-	1-2	-	1-2
1964	-	2-0	-	2-0	2004	1-2	-	-	1-2
1967	-	0-2	-	0-2	2005	-	2-1	-	2-1
1968	1-0	0-2	-	1-2	2006	5-0	-	-	5-0
1969	0-2	0-1	-	0-3	2007	-	2-1	-	2-1
1970	-	2-0	0-1	2-1	2008	1-2	-	-	1-2
1971	1-1	-	0-1	2-1	2009	-	2-1	-	2-1
1976	-	-	0-1	0-1	2010	0-3	-	-	0-3
1977	-	-	0-1	0-1	2011	-	3-0	-	3-0
1978	-	-	0-1	0-1	2012	2-1	-	-	2-1
1982	-	0-2	-	0-2	2013	-	3-0	-	3-0
1983	-	0-1	-	0-1	2014	3-0	-	-	3-0
1985	-	0-1	-	0-1	2015	-	3-0	-	3-0
1986	-	-	0-1	0-1	2016	2-1	-	-	2-1
1999	-	0-3	-	0-3	2017	-	3-0	-	3-0
2000	1-2	-	-	1-2	2018	2-1	-	-	2-1
2001	-	0-3	-	0-3	2019	-	1-1	-	1-1
					2021	-	1-2	-	1-2

Series Breakdown

All-Time	48-48
At OSU	23-16
At Stanford	25-26
Neutral	0-6

Last 10 Meetings

2017	R	W, 15-7
2017	R	W, 7-0
2018	H	W, 6-2
2018	H	W, 10-0
2018	H	L, 6-9
2019	R	L, 5-8
2019	R	W, 5-2
2021	R	L, 0-1
2021	R	L, 0-5
2021	R	W, 9-1

Series Superlatives

Last OSU 3-gm. sweep, at OSU.....2014
 Last OSU 3-gm. sweep, at STAN.....2017
 Last STAN 3-gm. sweep, at STAN.....2001
 Last STAN 3-gm. sweep, at OSU.....2010

Most runs scored vs. STAN.....15, 2x, last: 2017
 Most runs allowed vs. STAN.....22, 2001
 Largest margin of victory.....15, 2006 (15-0)
 Largest margin of defeat.....17, 2001 (22-5)
 Longest winning streak.....12 gms, 2012-16
 Longest win streak, at OSU.....6 gms, 2006-08
 Longest win streak, at STAN.....13 gms, 2009-17
 Longest losing streak.....13 gms, 1971-2000

Longest losing streak, at OSU... 6 gms, 2008-12
 Longest losing streak, at STAN11 gms,
1982-2003
 Last OSU shutout.....2018 (10-0)
 Last STAN shutout.....2021 (5-0)

UCLA Bruins

UCLA leads all-time series, 42-40 • **2021:** UCLA won series, 2-1



Yearly Results

Year	Home	Road	Neutral	Overall	Year	Home	Road	Neutral	Overall
1967	2-0	-	-	2-0	2010	1-2	-	-	1-2
1968	0-1	0-2	-	0-3	2011	-	2-1	-	2-1
1969	0-2	0-1	-	0-3	2012	2-1	-	-	2-1
1970	0-2	-	0-1	0-3	2013	-	2-1	-	2-1
1971	-	0-2	-	0-2	2014	3-0	-	-	3-0
1985	-	-	1-0	1-0	2015	-	1-2	-	1-2
1998	3-0	-	-	3-0	2016	3-0	-	-	3-0
1999	-	1-2	-	1-2	2017	-	2-1	-	2-1
2000	0-3	-	-	0-3	2018	2-1	-	-	2-1
2001	-	1-2	-	1-2	2019	-	1-2	-	1-2
2002	1-2	-	-	1-2	2021	-	1-2	-	1-2
2003	-	1-2	-	1-2					
2004	1-2	-	-	1-2					
2005	-	3-0	-	3-0					
2006	1-1	-	-	1-1					
2007	-	2-1	-	2-1					
2008	2-1	-	-	2-1					
2009	-	1-2	-	1-2					

Series Breakdown

All-Time	40-42
At OSU	21-18
At UCLA	18-23
Neutral	1-1

Last 10 Meetings

2017	R	W, 2-1
2018	H	W, 2-0
2018	H	W, 4-1
2018	H	L, 1-4
2019	R	L, 0-8
2019	R	W, 7-3
2019	R	L, 7-9
2021	R	L, 5-6
2021	R	L, 0-2
2021	R	W, 5-3

Series Superlatives

Last OSU 3-gm. sweep, at OSU..... 2016
 Last OSU 3-gm. sweep, at UCLA..... 2005
 Last UCLA 3-gm. sweep, at UCLA.....Never
 Last UCLA 3-gm. sweep, at OSU.....2000

Most runs scored vs. UCLA.....19, 1998
 Most runs allowed vs. UCLA.....18, 2000
 Largest margin of victory.....14, 1998 (19-5)
 Largest margin of defeat.....15, 1999 (15-0)
 Longest winning streak.....6 gms, 2013-15
 Longest win streak, at OSU.....6 gms, 2014-16
 Longest win streak, at UCLA..... 6 gms, 2003-07
 Longest losing streak..... 11 gms, 1968-71

Longest losing streak, at OSU....5 gms, 1968-70
 Longest losing streak, at UCLA ..5 gms, 1968-71
 Last OSU shutout.....2018 (2-0)
 Last UCLA shutout.....2021 (2-0)

USC Trojans

USC leads all-time series, 57-37 • **2021:** Oregon State won series, 2-1



Yearly Results

Year	Home	Road	Neutral	Overall	Year	Home	Road	Neutral	Overall
1951	-	1-2	-	1-2	2005	4-2	-	-	4-2
1952	2-0	-	-	2-0	2006	-	1-2	-	1-2
1958	0-2	-	-	0-2	2007	2-1	-	-	2-1
1963	1-2	-	-	1-2	2008	-	0-3	-	0-3
1967	1-1	-	-	1-1	2009	1-2	-	-	1-2
1968	-	0-1	-	0-1	2010	-	2-1	-	2-1
1969	0-1	0-2	-	0-3	2011	1-2	-	-	1-2
1970	-	-	0-2	0-2	2012	-	1-2	-	1-2
1971	-	0-2	-	0-2	2013	3-0	-	-	3-0
1976	-	0-1	-	0-1	2014	-	1-2	-	1-2
1977	-	0-1	-	0-1	2015	2-1	-	-	2-1
1998	-	1-2	-	1-2	2016	-	2-1	-	2-1
1999	0-3	-	-	0-3	2017	2-1	-	-	2-1
2000	-	0-3	-	0-3	2018	-	2-1	-	2-1
2001	1-2	-	-	1-2	2019	1-2	-	-	1-2
2002	-	1-2	-	1-2	2021	2-1	-	-	2-1
2003	0-3	-	-	0-3					
2004	-	2-1	-	2-1					

Series Breakdown

All-Time	37-57
At OSU	23-26
At USC	14-29
Neutral	0-2

Last 10 Meetings

2017	H	W, 10-1
2018	R	W, 4-0
2018	R	W, 8-1
2018	R	L, 0-8
2019	H	L, 0-2
2019	H	W, 5-2
2019	H	L, 0-5
2021	H	W, 5-4
2021	H	W, 9-7
2021	H	L, 3-5

Series Superlatives

Last OSU 3-gm. sweep, at OSU2013
Last OSU 3-gm. sweep, at USCNever
Last USC 3-gm. sweep, at USC2008
Last USC 3-gm. sweep, at OSU2003

Most runs scored vs. USC13, 2x, last: 2002
Most runs allowed vs. USC16, 2x, last: 2000
Largest margin of victory11, 1951 (12-1)
Largest margin of defeat15, 1958 (15-0)
Longest winning streak4 gms, 2004-05
Longest win streak, at OSU3 gms, 2013
Longest win streak, at USC3 gms, 2x,
.....last: 2016-18

Longest losing streak13 gms, 1967-98
Longest losing streak, at OSU4 gms, 2x,
.....last: 2001-03
Longest losing streak, at USC10 gms, 1951-98
Last OSU shutout2018 (4-0)
Last USC shutout2019 (5-0)

Utah Utes

Oregon State leads all-time series, 28-6-1 • **2021:** Oregon State won series, 2-1



Yearly Results

Year	Home	Road	Neutral	Overall
1973	-	-	2-0	2-0
1993	-	-	1-1	1-1
1996	-	-	1-0	1-0
2004	-	-	1-0	1-0
2010	1-0	-	-	1-0
2012	-	2-1	-	2-1
2013	3-0	-	-	3-0
2014	-	3-0	-	3-0
2015	2-0-1	-	-	2-0-1
2016	-	2-1	1-0	3-1
2017	3-0	-	-	3-0
2018	-	1-2	-	1-2
2019	3-0	-	-	3-0
2021	2-1	-	-	2-1

Series Breakdown

All-Time	28-6-1
At OSU	12-1-1
At Utah	8-4
Neutral	6-1

Last 10 Meetings

2017	H	W, 5-1
2018	R	L, 7-8
2018	R	W, 9-5
2018	R	L, 8-11
2019	H	W, 6-2
2019	H	W, 11-0
2019	H	W, 3-2
2021	H	W, 4-3
2021	H	W, 17-3
2021	H	L, 3-5

Series Superlatives

Last OSU 3-gm. sweep, at OSU2019
Last OSU 3-gm. sweep, at UTAH2014
Last USC 3-gm. sweep, at USCNever
Last USC 3-gm. sweep, at UTAHNever

Most runs scored vs. UTAH17, 2021
Most runs allowed vs. UTAH11, 2018
Largest margin of victory14, 2021 (17-3)
Largest margin of defeat4, 1993 (7-3)
Longest winning streak9 gms, 2012-15
Longest win streak, at OSU6 gms, 2x,
.....last: 2017-19
Longest win streak, at UTAH6 gms, 2012-16

Longest losing streak1 gm, 6x, last: 2021
Longest losing streak, at OSU1 gm, 2021
Longest losing streak, at UTAH1 gm, 4x,
.....last: 2018
Last OSU shutout2019 (11-0)
Last UTAH shutoutNever

Washington Huskies

Oregon State leads all-time series, 247-194-2 • **2021:** Oregon State won series, 3-0



Yearly Results (1965-pres.)

Year	H	R	N	O
1965	1-2	3-0	-	4-2
1966	2-1	0-3	-	2-4
1967	1-0	-	-	1-0
1968	2-0	1-0	1-0	4-0
1969	1-0	2-0	-	3-0
1970	1-0	-	1-0	1-0
1971	2-0	1-0	-	3-0
1972	2-3	-	-	2-3
1973	3-0	1-2	-	4-2
1974	3-0	1-2	0-1	4-3
1975	3-0	3-0	-	6-0
1976	4-0	1-1	-	5-1
1977	3-0	2-1	-	5-1
1978*	1-3	1-0	-	2-3
1979	0-3	0-3	-	0-6
1980	1-0	2-2	-	3-2
1981	2-1	2-1	-	4-2
1982	2-0	1-1	-	3-1

Year	H	R	N	O
1983	1-1	1-1	1-0	3-2
1984	2-0	1-1	1-0	4-1
1985	1-1	1-1	1-0	3-2
1986	2-0	1-1	1-1	4-2
1987	1-1	1-1	0-1	2-3
1988	1-1	2-0	-	3-1
1989	2-0	1-1	-	3-1
1990	1-1	1-1	2-1	4-3
1991	2-0	1-1	2-0	5-1
1992	2-1	0-3	-	2-4
1993	1-2	-	1-2	2-4
1994	1-2	1-2	1-0	3-4
1995	3-0	0-3	-	3-3
1996	3-1	1-3	-	4-4
1997	2-2	2-2	-	4-4
1998	2-2	1-3	-	3-5
1999	0-2	1-2	-	1-4
2000	2-1	2-0	-	4-1
2001	1-1	1-2	-	2-3

Year	H	R	N	O
2002	1-2	-	-	1-2
2003	0-2	1-2	-	1-4
2004	1-2	2-0	1-0	4-2
2005	-	3-0	-	3-0
2006	2-1	-	-	2-1
2007	-	1-1	0-1	1-2
2008	2-1	-	-	2-1
2009	-	0-2	1-0	1-2
2010	2-1	-	-	2-1
2011	-	1-1	1-0	2-1
2012	2-1	-	-	2-1
2013	-	1-2	-	1-2
2014	2-1	-	1-0	3-1
2015	-	2-1	-	2-1
2016	2-1	-	-	2-1
2017	-	2-1	-	2-1
2018	2-1	-	1-0	3-1
2019	-	3-0	-	3-0
2021	-	3-0	-	3-0

Series Breakdown

All-Time.....	247-194-2
At OSU.....	140-74
At Washington. 90-113-2	
Neutral.....	17-7

Last 10 Meetings

2018	H	W, 16-1
2018	H	W, 5-2
2018	H	L, 4-8
2018	N	W, 14-5
2019	R	W, 1-0
2019	R	W, 10-7
2019	R	W, 4-3
2021	H	W, 3-0
2021	H	W, 8-1
2021	H	W, 13-3

Series Superlatives (All-Time)

Last OSU 3-gm. sweep, at OSU.....	1995
Last OSU 3-gm. sweep, at UW.....	2021
Last UW 3-gm. sweep, at UW.....	1995
Last UW 3-gm. sweep, at OSU.....	1979

Most runs scored vs. UW.....	32, 1954
Most runs allowed vs. UW.....	26, 2004
Largest margin of victory.....	25, 1954 (32-7)
Largest margin of defeat.....	14, 1992 (20-6)
Longest winning streak.....	12 gms, 1967-71
Longest win streak, at OSU.....	17 gms, 1972-77
Longest win streak, at UW.....	8 gms, 2017-21
Longest losing streak....	7 gms, 2x, last: 1978-79

Longest losing streak, at OSU... 6 gms,	1992-94
Longest losing streak, at UW 8 gms,	1992-95
Last OSU shutout.....	2021 (3-0)
Last UW shutout.....	1995 (2-0)

Washington State Cougars

Washington State leads all-time series, 231-212-3 • **2021:** Oregon State won series, 2-1



Yearly Results (1965-pres.)

Year	H	R	N	O
1965	0-3	1-2	-	1-5
1966	0-3	0-2	-	0-5
1967	2-0	-	0-1	2-1
1968	1-0	1-1	-	2-1
1969	2-0	1-0	-	3-0
1970	-	0-1	1-0	1-1
1971	-	0-2	-	0-2
1972	0-3	0-3	-	0-6
1973	0-3	0-3	-	0-6
1974	0-3	0-3	-	0-6
1975	-	3-4	0-1	3-5
1976	2-1	0-3	1-0	3-4
1977	1-2	1-2	-	2-4
1978	1-2	1-2	1-0	3-4
1979	-	0-3	0-1	0-4
1980	1-2	0-3	-	1-5
1981	1-1	2-2	1-1	4-4
1982	2-0	1-1	0-1	2-3

Year	H	R	N	O
1983	2-0	0-2	0-2	2-4
1984	1-1	1-1	0-3	2-5
1985	1-1	1-1	2-0	4-2
1986	0-1	1-1	1-0	2-2
1987	1-1	0-2	0-1	1-4
1988	-	1-3	0-1	1-4
1989	0-2	2-0	0-1	2-3
1990	1-1	1-1	0-1	2-3
1991	1-1	0-2	-	1-3
1992	1-2	2-1	-	3-3
1993	2-0	1-2	-	2-3
1994	3-0	3-0	-	6-0
1995	1-1	1-3	-	2-4
1996	4-0	1-3	-	5-3
1997	3-1	4-0	1-0	8-1
1998	3-2	1-2	-	4-4
1999	3-0	-	0-3	3-3
2000	2-1	1-2	-	3-3
2001	3-0	-	2-1	5-1

Year	H	R	N	O
2002	3-0	3-0	-	6-0
2003	1-2	-	1-1	2-3
2004	-	1-2	-	1-2
2005	3-0	-	-	3-0
2006	-	3-0	-	3-0
2007	1-2	-	-	1-2
2008	-	1-2	-	1-2
2009	1-2	-	-	1-2
2010	-	1-2	-	1-2
2011	2-1	-	-	2-1
2012	-	2-1	-	2-1
2013	2-1	-	-	2-1
2014	-	2-1	-	2-1
2015	3-0	-	-	3-0
2016	-	1-2	-	1-2
2017	3-0	-	-	3-0
2018	-	2-0-1	-	2-0-1
2019	3-0	-	-	3-0
2021	2-1	-	-	2-1

Series Breakdown

All-Time.....	212-231-3
At OSU.....	117-79
At WSU.....	97-131-3
Neutral.....	18-21

Last 10 Meetings

2017	H	W, 14-3
2018	R	W, 17-3
2018	R	W, 9-1
2018	R	T, 7-7
2019	H	W, 18-4
2019	H	W, 4-3
2019	H	W, 2-0
2021	H	L, 2-5
2021	H	W, 10-3
2021	H	W, 9-8

Series Superlatives (All-Time)

Last OSU 3-gm. sweep, at OSU.....	2019
Last OSU 3-gm. sweep, at WSU.....	2006
Last WSU 3-gm. sweep, at WSU.....	1980
Last WSU 3-gm. sweep, at OSU.....	1974

Most runs scored vs. WSU.....	29, 1955
Most runs allowed vs. WSU.....	26, 1973
Largest margin of victory.....	17, 1955 (29-12)
Largest margin of defeat.....	20, 1973 (26-6)
Longest winning streak.....	9 gms, 2001-02
Longest win streak, at OSU.....	11 gms, 2013-19
Longest win streak, at WSU.....	5 gms, 1996-97
Longest losing streak.....	22 gms, 1971-75

Longest losing streak, at OSU.....	9 gms, 1972-74
Longest losing streak, at WSU .	13 gms, 1970-75
Last OSU shutout.....	2019 (2-0)
Last WSU shutout.....	2011 (2-0)

Gonzaga

Oregon State leads, 69-36

Home: 27-13

Road: 26-18

Neutral: 16-5

Date/Year	Location	Result
1919	Road	W 5-2
1921	Road	W 3-2
4/27/1922	Road	W 8-6
1924	Road	L 6-7
1925	Road	W 4-3
1975	Neutral	W 5-2
1980	Road	W 5-3
1980	Road	L 6-8
1981	Neutral	W 8-1
1982	Road	W 6-5
1982	Road	L 7-11
1982	Home	L 3-6
1982	Home	W 10-9
1983	Home	W 3-2
1983	Home	W 9-3
1983	Road	W 10-1
1983	Road	W 10-6
1984	Road	L 1-8
1984	Road	L 6-15
1985	Road	L 3-5
1985	Road	L 2-9
1985	Home	W 8-4
1985	Home	W 15-8
1986	Home	W 7-3
1986	Home	W 11-4
1986	Road	W 9-6
1986	Road	W 10-8
1987	Home	L 4-6
1987	Home	W 8-5
1987	Road	W 9-0
1987	Road	W 10-8
1988	Home	W 6-5
1988	Home	L 3-12
1988	Road	L 0-1
1988	Road	W 9-8
1988	Neutral	W 11-1
1989	Road	W 12-5
1989	Road	L 8-11
1989	Home	L 5-6
1989	Home	L 9-12
1989	Neutral	W 8-3
1990	Home	L 3-7
1990	Home	L 8-13
1990	Road	W 11-1
1990	Road	L 0-7
1991	Home	W 6-0
1991	Home	W 8-0
1991	Road	W 9-2
1991	Road	W 14-2
1992	Road	W 3-0
1992	Road	L 1-6
1992	Road	L 1-7
1992	Home	W 7-3
1992	Home	L 1-3
1992	Home	L 5-8
1993	Home	W 13-0
1993	Home	W 17-3
1993	Road	W 10-8
1993	Road	W 11-3
1993	Road	L 2-9
1993	Road	W 6-4
1994	Home	W 2-1
1994	Home	W 5-3
1994	Home	W 5-2
1994	Road	W 3-2
1994	Road	W 12-3
1994	Road	W 9-2
3/24/1995	Road	L 5-6
3/28/1995	Home	W 5-4

3/28/1995	Home	L 1-7
3/29/1995	Home	W 6-5
4/1/1995	Road	W 1-0
4/1/1995	Road	L 1-2
4/2/1995	Road	W 8-4
3/1/1997	Neutral	W 5-3
3/6/1999	Neutral	L 1-4
3/7/1999	Neutral	W 16-15
3/13/2001	Home	W 12-6
3/14/2001	Home	W 10-9
3/1/2002	Home	W 11-9
3/2/2002	Home	W 9-8
3/3/2002	Home	L 3-8
2/15/2003	Neutral	W 5-1
2/14/2004	Neutral	W 8-6
3/12/2004	Home	W 12-2
3/13/2004	Home	W 13-3
3/14/2004	Home	L 5-10
2/4/2005	Neutral	L 1-3
2/12/2006	Neutral	L 5-6
2/16/2007	Neutral	L 5-6
4/29/2008	Road	L 6-11
4/30/2008	Road	L 2-4
5/12/2009	Home	W 8-1
2/19/2011	Neutral	W 4-3
2/20/2011	Neutral	W 4-2
2/16/2013	Neutral	W 9-2
2/14/2014	Neutral	W 4-3
2/17/2018	Neutral	W 4-3
2/16/2019	Neutral	W 9-3
4/30/2019	Home	L 3-6
2/15/2020	Neutral	L 4-10
2/16/2020	Neutral	W 5-1
2/21/2021	Neutral	W 20-4
4/5/2021	Home	W 11-3
4/6/2021	Home	L 2-5

Longest Win Streak

7 games, 2x (last: 2009-2019)

Grand Canyon

Oregon State leads, 7-2

Home: 0-0

Road: 5-0

Neutral: 2-2

Date/Year	Location	Result
3/25/1966	Road	W 6-3
3/23/1967	Neutral	W 12-2
4/1/1976	Neutral	L 1-5
3/25/1977	Neutral	W 7-1
3/24/1994	Neutral	L 2-4
2/25/2021	Road	W 4-0
2/26/2021	Road	W 3-1
2/27/2021	Road	W 9-2
2/28/2021	Road	W 4-2

Longest Win Streak

4 games (2021)

Long Beach State

Long Beach State leads, 9-4

Home: 1-2

Road: 3-6

Neutral: 0-1

Date/Year	Location	Result
1980	Road	L 2-5
1980	Road	W 2-1
1980	Road	L 4-8
1988	Neutral	L 0-1
1989	Road	L 9-10
1989	Road	L 6-13
5/9/2008	Road	L 0-10
3/26/2010	Home	W 16-4
3/27/2010	Home	L 1-7
3/27/2010	Home	L 4-8
3/18/2011	Road	W 4-0
3/19/2011	Road	W 9-6

3/29/2011	Road	L 1-2
-----------	------	-------

Longest Win Streak
2 games (2011)

Nevada

Oregon State leads, 15-5

Home: 5-0

Road: 9-3

Neutral: 1-2

Date/Year	Location	Result
1962	Road	W 9-1
1962	Road	W 15-3
1962	Road	W 5-3
1990	Neutral	L 3-4
1992	Neutral	L 5-7
2/24/2000	Neutral	W 9-5
3/8/2002	Road	W 7-5
3/9/2002	Road	W 11-8
3/3/2006	Home	W 13-4
3/4/2006	Home	W 4-0
3/5/2006	Home	W 9-1
3/14/2008	Road	L 1-10
3/15/2008	Road	W 17-10
4/9/2012	Road	W 6-5
4/10/2012	Road	W 10-7
4/2/2018	Home	W 3-2
4/3/2018	Home	W 8-7
4/22/2019	Road	L 7-8
4/23/2019	Road	L 6-7

Longest Win Streak

6 games (2000-06)

New Mexico

Oregon State leads, 12-4

Home: 2-0

Road: 1-1

Neutral: 9-3

Date/Year	Location	Result
3/30/1991	Neutral	W 5-4
3/14/1996	Neutral	W 5-4
2/20/1998	Neutral	W 11-0
2/21/2003	Neutral	W 16-14
2/22/2003	Neutral	L 7-14
3/10/2006	Road	W 10-4
3/11/2006	Road	L 2-13
4/28/2006	Home	W 16-1
4/30/2006	Home	W 8-2
3/3/2007	Neutral	W 6-2
2/15/2015	Neutral	L 4-7
2/16/2015	Neutral	L 2-5
2/16/2018	Neutral	W 5-2
2/19/2018	Neutral	W 15-3
2/15/2019	Neutral	W 6-5
2/18/2019	Neutral	W 5-0
2/14/2020	Neutral	W 11-4
2/20/2021	Neutral	W 14-1
2/22/2021	Neutral	W 5-2

Longest Win Streak

5 games (2018-20)

Portland

Oregon State leads, 172-63

Home: 85-28

Road: 78-27

Neutral: 9-8

Date/Year	Location	Result
1909	Home	W 9-4
1909	Home	L 6-9
4/13/1928	Home	L 9-11
4/14/1928	Home	W 10-5
5/25/1928	Road	W 13-5
5/26/1928	Road	W 4-3
4/11/1930	Home	W 4-3
4/12/1930	Home	W 2-0

5/12/1933	Home	W 8-1
5/13/1933	Home	W 8-3
4/13/1934	Home	W 11-10
4/14/1934	Home	L 4-5
4/20/1935	Home	L 4-7
4/18/1936	Home	L 7-8
4/18/1936	Home	L 3-8
1937	Road	W 5-2
4/13/1938	Home	W 5-3
4/13/1938	Home	W 5-2
1939	Home	L 5-6
1939	Home	W 12-0
5/11/1940	Home	W 14-4
4/4/1942	Road	L 6-8
5/4/1946	Road	L 3-7
5/4/1946	Road	W 14-0
4/12/1948	Road	L 5-6
4/12/1948	Road	W 4-2
4/5/1949	Home	W 6-4
4/9/1949	Road	W 19-14
4/9/1949	Road	L 3-16
4/3/1951	Home	W 7-5
4/10/1951	Road	W 16-2
4/7/1952	Home	W 5-3
4/19/1952	Road	W 19-8
4/11/1953	Home	W 8-3
1955	Road	W 12-1
1956	Road	L 4-9
1956	Home	L 2-12
1956	Road	W 4-0
1957	Road	W 10-3
1957	Home	W 6-5
4/13/1957	Home	L 2-6
1958	Home	L 5-10
1958	Home	L 1-5
1959	Road	W 13-4
1959	Home	W 3-2
1959	Home	W 4-2
1960	Road	W 9-4
1960	Home	W 8-7
1961	Road	W 8-6
1961	Home	W 12-2
1962	Home	W 13-1
1962	Road	W 16-0
1963	Home	W 8-3
1963	Road	W 12-0
1964	Home	W 10-0
1964	Road	W 19-6
1965	Road	W 9-4
1965	Home	W 7-3
1966	Home	W 5-4
1966	Road	W 7-1
4/11/1967	Home	W 11-0
5/2/1967	Road	W 7-3
4/22/1968	Home	W 7-6
4/8/1969	Road	W 21-4
4/15/1969	Home	L 2-3
4/3/1970	Home	L 3-7
4/14/1970	Road	W 3-0
4/19/1971	Home	L 0-3
4/26/1971	Road	W 8-4
4/11/1972	Home	W 2-1
5/2/1972	Road	L 3-4
4/4/1973	Home	W 11-4
5/1/1973	Road	L 4-7
4/8/1974	Home	W 3-2
4/23/1974	Road	W 6-3
5/7/1975	Road	W 5-4
1976	Home	W 15-2
1976	Road	W 4-3
1977	Home	W 10-3
1978	Home	W 3-2
1978	Road	L 5-10
1980	Road	W 10-4
1980	Home	L 0-10

1981	Road	W	12-1	5/5/1995	Road	W	3-2
1982	Home	W	3-1	5/6/1995	Home	L	4-9
1982	Home	W	8-1	5/6/1995	Home	W	10-5
1982	Road	W	3-1	2/27/1996	Road	W	16-2
1982	Road	L	2-4	5/7/1996	Home	W	18-5
1983	Road	W	10-1	2/27/1997	Neutral	L	6-10
1983	Road	W	2-1	4/8/1997	Home	W	9-3
1983	Home	W	5-4	4/23/1997	Road	W	9-3
1983	Home	W	9-4	5/6/1997	Home	W	33-3
1984	Road	W	4-3	3/11/1998	Home	W	7-2
1984	Home	L	4-12	4/1/1998	Road	W	8-1
1984	Road	L	4-6	4/14/1998	Home	W	13-9
1984	Home	W	4-1	4/21/1998	Road	W	4-3
1985	Home	W	2-1	3/17/1999	Home	W	8-7
1985	Road	L	0-4	4/6/1999	Road	W	10-3
1985	Home	W	9-1	4/20/1999	Road	W	17-8
1985	Road	L	2-3	4/4/2000	Home	L	10-13
1986	Home	W	5-0	4/11/2000	Road	W	13-5
1986	Home	W	4-1	4/25/2000	Home	W	11-4
1986	Road	L	7-9	2/27/2001	Home	W	9-0
1986	Road	L	3-7	4/24/2001	Road	W	10-9
1986	Neutral	L	6-5	4/25/2001	Home	W	13-6
1987	Home	L	6-13	2/19/2002	Road	L	4-5
1987	Road	W	13-6	3/25/2002	Home	W	5-2
1987	Road	L	1-4	4/2/2002	Home	W	11-1
1987	Road	L	5-9	4/23/2002	Road	W	11-4
1987	Home	W	5-4	3/8/2003	Road	W	13-6
1987	Home	W	18-0	3/9/2003	Road	W	9-0
1988	Home	L	4-5	4/1/2003	Road	W	18-6
1988	Road	L	2-3	4/8/2003	Home	W	10-1
1988	Home	W	10-9	4/22/2003	Road	W	14-4
1988	Road	W	9-1	5/21/2003	Home	W	4-3
1988	Neutral	W	1-0	3/31/2004	Road	W	25-4
1989	Road	L	2-4	5/4/2004	Road	L	2-6
1989	Home	L	3-10	5/18/2004	Home	L	1-3
1989	Home	W	4-3	5/18/2004	Home	W	16-3
1989	Road	L	2-5	2/15/2005	Home	W	6-4
1989	Neutral	L	1-3	3/22/2005	Road	W	7-5
1990	Road	W	9-4	5/3/2005	Home	W	6-2
1990	Home	W	4-0	3/7/2006	Home	W	3-1
1990	Home	W	6-1	4/11/2006	Road	W	14-9
1990	Road	W	11-1	4/25/2006	Home	L	13-20
1990	Road	W	7-2	4/10/2007	Home	W	12-4
1991	Home	L	0-2	4/24/2007	Road	W	10-1
1991	Road	L	0-13	3/4/2008	Road	W	16-0
1991	Road	W	9-7	3/31/2008	Home	W	5-4
1991	Home	W	12-11	5/7/2008	Neutral	W	4-1
1991	Road	W	12-8	5/5/2009	Road	W	5-1
1991	Neutral	L	4-13	3/13/2010	Home	W	6-5
1991	Neutral	L	5-8	3/14/2010	Home	W	9-2
1992	Road	L	7-12	4/6/2010	Home	W	9-2
1992	Home	L	6-7	4/5/2011	Road	W	11-1
1992	Road	W	7-3	4/26/2011	Road	W	6-1
1992	Road	L	3-7	5/10/2011	Home	W	13-3
1992	Home	W	17-13	4/3/2012	Home	W	8-2
1992	Home	L	7-14	4/16/2012	Road	W	5-0
1993	Road	W	4-1	5/15/2012	Home	W	12-4
1993	Home	W	8-3	4/2/2013	Home	W	7-5
1993	Home	W	5-0	4/17/2013	Road	W	5-1
1993	Home	W	5-0	5/8/2013	Neutral	W	4-3
1993	Road	W	16-3	3/4/2014	Home	W	5-0
1993	Home	W	3-1	4/1/2014	Road	W	9-6
1994	Neutral	L	2-5	5/13/2014	Neutral	W	8-4
1994	Neutral	W	8-5	3/4/2015	Road	W	14-2
1994	Neutral	L	0-3	3/10/2015	Home	W	12-3
1994	Home	L	1-10	5/13/2015	Neutral	W	20-0
1994	Home	W	4-0	3/22/2016	Road	W	13-6
1994	Road	W	12-1	5/10/2016	Neutral	L	5-7
1994	Road	W	4-2	4/4/2017	Road	W	4-3
1994	Road	L	12-13	5/16/2017	Neutral	W	7-1
1994	Home	W	4-2	3/6/2018	Home	W	6-3
3/25/1995	Neutral	W	5-4	4/24/2018	Neutral	W	9-2
4/15/1995	Road	W	7-4	3/26/2019	Neutral	L	1-5
4/15/1995	Road	L	7-8	5/14/2019	Home	W	4-3
4/16/1995	Home	L	7-8	3/30/2021	Road	W	7-1

OSU Non-Conference Records

Season-By-Season Records

Year	W-L	Year	W-L	Year	W-L	Year	W-L
1913	3-6	1943	2-2	1972	11-9	1999	12-18
1914	6-2	1946	6-4	1973	10-7-1	2000	19-12
1915	8-7	1947	8-1	1974	10-11	2001	20-11
1916	5-6-1	1948	3-0	1975	15-5-1	2002	21-9
1919	5-2	1949	7-1	1976	19-9	2003	18-11
1920	1-3	1950	2-3	1977	19-11	2004	21-8
1921	6-1	1951	13-2	1978	16-13-2	2005	27-7
1922	4-0	1952	17-6	1979	17-14	2006	34-9
1923	2-0	1953	6-6	1980	25-7	2007	39-4
1924	5-0-1	1954	2-2	1981	18-7-1	2008	17-11
1926	4-1	1955	7-6	1982	13-7	2009	22-7
1927	8-2	1956	10-5	1983	10-10	2010	20-9
1928	5-1	1957	10-6	1984	11-12	2011	24-9
1929	1-1	1958	8-7	1985	22-5	2012	22-8
1930	6-0	1959	14-2	1986	21-10	2013	28-7
1931	2-1	1960	11-0	1987	16-6	2014	22-7
1932	2-1	1961	19-8	1988	16-9	2015	20-8
1933	6-2	1962	15-2	1989	12-14	2016	19-5
1934	5-4	1963	12-8	1990	15-13	2017	31-1
1935	3-3	1964	17-3	1991	16-12	2018	35-3
1936	1-6	1965	8-8	1992	13-10	2019	17-12
1937	4-2	1966	14-4	1993	11-8	2020	5-9
1938	8-1	1967	15-7	1994	14-7	2021	21-10
1939	8-1	1968	17-1-1	1995	11-8-1	Totals	
1940	6-2	1969	8-8-1	1996	18-6-1	1,334-609-12	
1941	7-2	1970	13-3	1997	20-6-1	.685	
1942	6-2	1971	12-7	1998	20-5-1		

4/20/2021 Home W 11-3
 5/18/2021 Road L 2-7

Longest Win Streak
 25 games (2007-2016)

Seattle

Oregon State leads, 9-4-1

Home: 7-3

Road: 1-0

Neutral: 1-1-1

Date/Year	Location	Result
5/12/1952	Home	L 6-8
4/25/1953	Home	L 6-8
4/13/1962	Home	W 10-0
1962	Home	W 14-6
1963	Home	W 7-2
1963	Home	W 5-3
4/3/1971	Neutral	W 4-3
4/1/1972	Neutral	L 6-8
3/30/1973	Neutral	T 2-2
5/18/2010	Home	W 12-2
3/22/2011	Home	L 4-5
3/23/2011	Home	W 4-2
4/22/2013	Road	W 4-3
5/3/2016	Home	W 5-4

Longest Win Streak
 5 games (1962-1971)

UC Irvine

UC Irvine leads, 5-3

Home: 1-2

Road: 1-2

Neutral: 1-1

Date/Year	Location	Result
3/21/1972	Neutral	L 2-7
6/20/2007	Neutral	W 7-1
5/31/2014	Home	L 2-14
6/1/2014	Home	W 4-0
6/2/2014	Home	L 2-4
4/23/2021	Road	W 7-5
4/24/2021	Road	L 9-11
4/25/2021	Road	L 6-7

Longest Win Streak
 1 game, 2x (last: 2014)

Xavier

First Meeting

About The 2021 Season

Oregon State finished with a 37-24 record and 16-14 record in Pac-12 Conference play. The Beavers advanced to the Fort Worth Regional, where Oregon State went 3-2. The team's 16-14 record placed OSU in a tie for fifth in the Pac-12.

Mitch Canham First Full Year

Mitch Canham, the Pat Casey Head Baseball Coach, finished his first full season at the helm of the program. Canham coached in 14 games in 2020 before the Covid-19 pandemic ended the season prematurely. Canham is 42-33 (.560) in two seasons in Corvallis.

That's A Record

Oregon State's pitching staff recorded 611 strikeouts in 2021, setting a new single-season record for the program. The Beavers, whose 611 strikeouts finished 11th nationally, averaged 10.07 ks through nine, which also led the Pac-12. Only 31 teams finished with more than 10 per nine nationally.

Led The League In ERA

Oregon State's pitching staff also led the Pac-12 with a 3.48 earned run average. That mark was good enough for ninth nationally. OSU was one of just two Pac-12 clubs and 38 nationally to finish with a sub-4.00 ERA.

Hits Per Nine

Oregon State finished tied for ninth nationally allowing just seven hits per nine innings. That easily led the Pac-12, ahead of No. 2 UCLA, which finished at 8.1.

Fielding Record, Too

Oregon State finished with a .982 fielding percentage, which set the Beavers' single-season record. That bettered the 2014 and 2018 clubs, which both posted .979 marks. The .982 fielding percentage placed the Beavers in a tie for third nationally. Just 15 teams finished with a .980 mark or better.

Mully Goes For Four

Jake Mulholland made history by breaking the Oregon State career saves record, and ended his time with the Beavers at 43. Mulholland later made history by becoming the first ever Oregon State player to earn All-American honors in four different seasons. He was selected as a second-team All-American by the National Collegiate Baseball Writers Association (NCBWA). Prior to 2021, he and Michael Conforto were the only players in school history to earn All-America honors in three different seasons.

All-Pac-12

Speaking of honors, Mulholland, Will Frisch and Troy Claunch were all named All-Pac-12 First Team selections. Kevin Abel, Bryant Salgado, Jacob Melton and Garret Forrester were all selected honorable mention. Frisch was also named a Freshman All-American by Collegiate Baseball.

On The Road

Oregon State played just 26 of its 61 games at Goss Stadium at Coleman Field. The Beavers were 20-15 away from home. OSU played just six of its final 26 games at Goss Stadium. The Beavers ended the regular season away from home for the first time since the 2014 season.

Two Of The Top Four

Kevin Abel (109 strikeouts) and Cooper Hjerpe (98) placed second and fourth, respectively, in the Pac-12's stats rankings. Abel ranked first in the Pac-12 with 11.96 strikeouts per nine innings while Hjerpe finished fourth at 11.45.

Another 10-Game Win Streak

Oregon State won 10 straight from Feb. 20 to March 6, and was one just 34 teams nationally to record one 10-game win streak. The Beavers have now posted at least one 10-game win streak every year since 2013 (excluding 2020 as it was canceled after just 14 games).



2021 At A Glance

Category	H	R	N	O
Record	17-9	15-12	5-3	37-24
Pac-12 record	10-5	6-9	0-0	16-14
Non-Conference record	7-4	9-3	5-3	21-10
Versus Top 25	1-2	2-5	0-0	3-7
Versus Top 10	1-2	2-2	0-0	3-4
February	0-0	4-0	3-1	7-1
March	7-4	4-0	0-0	11-4
April	7-2	3-6	0-0	10-8
May	3-3	3-6	0-0	6-9
June	0-0	1-0	2-2	3-2
Sunday	3-3	4-2	2-0	9-5
Monday	1-0	1-0	1-1	3-1
Tuesday	1-2	2-1	0-0	3-3
Wednesday	1-0	1-0	0-0	2-0
Thursday	2-0	1-1	0-0	3-1
Friday	4-3	3-4	0-2	7-9
Saturday	5-1	3-4	2-0	10-5
Black uniforms	6-1	5-3	2-0	13-4
Gray uniforms	0-0	6-5	1-1	7-6
Orange uniforms	3-3	4-4	1-0	8-7
White uniforms	8-5	0-0	1-2	9-7
Day	7-4	8-3	4-3	19-10
Night	10-5	7-9	1-0	18-14
vs. Left	5-2	4-3	2-1	11-6
vs. Right	12-7	11-8	3-2	26-18
Scoring first	10-4	11-5	3-1	24-10
0-2 runs	2-4	0-6	0-1	2-11
3-5 runs	7-4	6-3	2-2	15-9
6-9 runs	3-1	7-3	0-0	10-4
10+ runs	5-0	2-0	3-0	10-0
Opponent scores first	7-5	4-7	2-2	13-14
0-2 runs	5-0	10-2	2-0	17-2
3-5 runs	9-5	5-4	3-1	17-10
6-9 runs	3-2	0-4	0-2	3-8
10+ runs	0-2	0-1	0-0	0-4
1-run games	6-2	1-4	1-2	8-8
2-run games	5-2	4-2	0-0	9-4
5+ runs	6-2	7-3	3-0	16-5
Leading after 6	12-1	10-3	5-1	27-5
Leading after 7	11-1	11-3	4-0	26-4
Leading after 8	16-0	12-2	5-0	33-2
Trailing after 6	3-6	4-7	0-2	7-15
Trailing after 7	1-7	3-8	0-3	4-18
Trailing after 8	0-8	1-7	0-3	1-18
Extra-inning games	0-0	1-3	0-0	1-3
Shutouts	2-2	2-2	0-0	4-4
Following a win	11-7	11-3	3-2	25-12
Following a loss	6-2	4-9	2-0	12-11
Out-hit opponent	13-0	14-6	5-2	32-8
Opponent out-hit	2-7	0-5	0-1	2-13
Hits are equal	2-2	1-1	0-0	3-3
OSU Quality Start	4-0	5-3	0-0	9-3
Opp. Quality Start	3-4	4-5	0-1	7-10
Make 0 errors	10-6	8-6	3-1	21-13
Make 1 error	4-1	4-6	2-1	10-8
Make 2+ errors	3-2	3-0	0-1	6-3
Opp. makes 0 errors	9-7	2-8	2-2	13-17
Opp. makes 1 error	3-1	6-3	2-0	11-4
Opp. makes 2+ errors	5-1	7-1	1-1	13-3

Date	Opponent	Score/Time (PT)	OSU R-H-E	OPP R-H-E	Win/Loss/Save	Rec.	Pac-12	Pos.	GB	Time	Att.
2/19	(1) vs. Kansas State	L, 2-3	2-6-2	3-3-0	Wicks (1-0)/Abel (0-1)/Eckberg (1)	0-1	-	-	-	2:51	1352
2/20	(1) vs. New Mexico	W, 14-1	14-16-0	1-4-0	Hjerpe (1-0)/J. Armbruster (0-1)	1-1	-	-	-	3:04	1433
2/21	(1) vs. Gonzaga	W, 20-4	20-20-0	4-11-0	Washburn (1-0)/Mullan (0-1)/Townsend (1)	2-1	-	-	-	3:25	1445
2/22	(1) vs. New Mexico	W, 5-2	5-13-1	2-8-1	Frisch (1-0)/Campa (0-1)/Verburg (1)	3-1	-	-	-	2:53	959
2/25	at Grand Canyon	W, 4-0	4-9-1	0-3-1	Abel (1-1)/Barnes (1-1)	4-1	-	-	-	3:00	351
2/26	at Grand Canyon	W, 3-1	3-6-0	1-3-0	Sebby (1-0)/Scalzo (0-1)/Mulholland (1)	5-1	-	-	-	2:30	592
2/27	at Grand Canyon	W, 9-2	9-11-0	2-9-0	Pfennigs (1-0)/Glover (0-1)	6-1	-	-	-	3:05	617
2/28	at Grand Canyon	W, 4-2	4-12-1	2-6-2	Salgado (1-0)/Hull (0-1)/Mulholland (2)	7-1	-	-	-	3:01	492
3/4	BYU	W, 1-0	1-7-0	0-1-1	Sebby (2-0)/Johnson (0-1)/Mulholland (3)	8-1	-	-	-	2:29	
3/5	BYU	W, 5-3	5-8-0	3-6-0	Mundt (1-0)/Smith (0-1)/Burns (1)	9-1	-	-	-	3:15	
3/6	BYU	W, 4-3	4-9-1	3-6-0	Mulholland (1-0)/Heaton (0-1)	10-1	-	-	-	3:26	
3/12	Oregon	L, 0-7	0-4-0	7-9-0	Ahlstrom (1-0)/Abel (1-2)	10-2	-	-	-	2:32	
3/13	Oregon	L, 0-3	0-4-0	3-8-0	Kafka (1-0)/Hjerpe (1-1)/Mosiello (1)	10-3	-	-	-	2:35	
3/14	Oregon	W, 3-1	3-5-0	1-8-0	Pfennigs (2-0)/Walker (1-1)/Mulholland (4)	11-3	-	-	-	2:25	
3/19	Washington State *	L, 2-5	2-4-0	5-12-0	White (3-0)/Abel (1-3)	11-4	0-1	T7	-1	2:55	513
3/20	Washington State *	W, 10-3	10-13-0	3-8-0	Washburn (2-0)/Mills (3-1)	12-4	1-1	T2	-1	3:05	525
3/21	Washington State *	W, 9-8	9-11-2	8-9-0	Salgado (2-0)/Hawkins (1-2)/Mulholland (5)	13-4	2-1	T2	-1	3:50	525
3/23	Santa Clara	L, 9-10	9-9-2	10-12-3	Kitchen (4-0)/Hunter (0-1)/Howard (4)	13-5	-	-	-	3:35	504
3/24	Santa Clara	W, 9-0	9-10-0	0-3-1	Washburn (3-0)/Feikes (0-2)	14-5	-	-	-	2:33	502
3/26	at Washington *	W, 3-0	3-11-0	0-0-1	Abel (2-3)/Gerling (0-2)/Mulholland (6)	15-5	3-1	T2	-1	2:54	198
3/27	at Washington *	W, 8-1	8-12-0	1-2-1	Hjerpe (2-1)/Enger (2-1)	16-5	4-1	T1	+1	2:40	195
3/28	at Washington *				<i>Postponed to 3/29</i>						
3/29	at Washington *	W, 13-3	13-17-0	3-6-1	Frisch (2-0)/Flesland III (0-1)	17-5	5-1	T1	+1	2:59	156
3/30	at Portland #	W, 7-1	7-11-0	1-5-3	Townsend (1-0)/Gillis (1-3)	18-5	-	-	-	2:41	
4/1	Utah *	W, 4-3	4-11-1	3-6-0	Verburg (1-0)/Kelly (0-5)/Mulholland (7)	19-5	6-1	T1	+1	3:00	514
4/2	Utah *	W, 17-3	17-17-0	3-5-2	Abel (3-3)/Robeniol (1-3)	20-5	7-1	T1	+2	3:09	514
4/3	Utah *	L, 3-5	3-6-1	5-6-1	Watson (2-3)/Hjerpe (2-2)/Hurdsman (2)	20-6	7-2	T1	+1.5	2:49	520
4/5	Gonzaga	W, 11-3	11-13-1	3-8-0	Townsend (2-0)/Gomez (3-1)	21-6	-	-	-	3:10	497
4/6	Gonzaga	L, 2-5	2-8-3	5-12-0	Zeglin (3-1)/Hunter (0-2)/Jacob (3)	21-7	-	-	-	3:11	511
4/9	at #19 Oregon * %	L, 1-4	1-5-0	4-4-0	Mosiello (2-1)/Watkins (0-1)/Somers (5)	21-8	7-3	T1	+0.5	2:52	992
4/10	at #19 Oregon * %	L, 1-5	1-5-0	5-6-1	Kafka (4-1)/Hjerpe (2-3)	21-9	7-4	T2	-0.5	3:04	992
4/11	at #19 Oregon * %	L, 4-5 (11)	4-8-1	5-7-2	Stedman (2-0)/Mulholland (1-1)	21-10	7-5	T3	-0.5	3:40	992
4/16	California *	W, 15-8	15-19-1	8-8-0	Salgado (3-0)/Zobac (2-1)	22-10	8-5	T1	+0.5	3:23	525
4/17	California *	W, 2-1	2-8-0	1-3-1	Mundt (2-0)/Sullivan (2-3)/Mulholland (8)	23-10	9-5	T1	+0.5	2:32	532
4/18	California *	W, 5-3	5-8-0	3-8-2	Watkins (1-1)/White (3-1)/Mulholland (9)	24-10	10-5	T1	+0.5	2:41	527
4/20	Portland	W, 11-3	11-13-2	3-5-2	Burns (1-0)/Dobmeier (0-3)	25-10	-	-	-	3:16	464
4/23	at UC Irvine	W, 7-5 (11)	7-12-0	5-10-1	Mulholland (2-1)/Ingrebritson (1-1)/Mundt (1)	26-10	-	-	-	4:00	163
4/24	at UC Irvine	L, 9-11	9-13-0	11-11-1	Antone (1-0)/Watkins (1-2)	26-11	-	-	-	3:30	136
4/25	at UC Irvine	L, 6-7 (12)	6-14-1	7-9-0	Ingrebritson (2-1)/Sebby (2-1)	26-12	-	-	-	4:15	190
4/27	at Loyola Marymount	W, 8-2	8-11-1	2-6-2	Lawson (1-0)/Burge (1-3)	27-12	-	-	-	3:17	60
4/28	at Loyola Marymount	W, 8-5	8-8-4	5-8-2	Keyes (1-0)/Grimm (1-1)/Mulholland (10)	28-12	-	-	-	3:35	60
4/30	at UCLA * %	L, 5-6 (10)	5-10-1	6-7-0	Rajcic (2-1)/Washburn (3-1)	28-13	10-6	T4	-1.5	3:53	92
5/1	at UCLA * %	L, 0-2	0-5-0	2-4-0	Mullen (8-1)/Hjerpe (2-4)/Rajcic (3)	28-14	10-7	T5	-2.5	2:52	116
5/2	at UCLA * %	W, 5-3	5-9-2	3-6-4	Pfennigs (3-0)/Bergin (4-3)/Mulholland (11)	29-14	11-7	T3	-2.5	2:52	106
5/7	USC * %	W, 5-4	5-2-0	4-8-4	Watkins (2-2)/Longrie (0-1)/Mulholland (12)	30-14	12-7	T3	-1.5	2:10	529
5/8	USC * %	W, 9-7	9-9-3	7-9-2	Frisch (3-0)/Clarke (3-2)/Mundt (2)	31-14	13-7	T2	-1.5	2:44	530
5/9	USC * %	L, 3-5	3-6-0	5-10-0	Spach (2-0)/Watkins (2-3)	31-15	13-8	T4	-1.5	2:53	502
5/14	at Arizona State *	L, 6-9	6-10-0	9-10-0	Levine (4-3)/Mulholland (0-2)	31-16	13-9	T4	-2.5	3:10	1787
5/15	at Arizona State *	L, 5-11	5-11-1	11-12-0	Fall (7-1)/Hjerpe (2-5)	31-17	13-10	T6	-3.5	2:40	1846
5/16	at Arizona State *	W, 11-4	11-11-0	4-8-2	Pfennigs (4-0)/Murphy (1-1)	32-17	14-10	T4	-3.5	3:18	1513
5/18	at Portland	L, 2-7	2-6-0	7-11-1	Brink (1-0)/Mundt (2-1)	32-18	-	-	-	2:44	100
5/21	#7 Arizona * %	L, 4-12	4-8-0	12-8-0	Silseth (8-1)/Washburn (3-2)	32-19	14-11	T5	-4.5	3:40	905
5/22	#7 Arizona * %	W, 3-1	3-9-0	1-5-0	Hjerpe (3-5)/Irvin (5-2)/Mulholland (13)	33-19	15-11	T4	-3.5	2:48	969
5/23	#7 Arizona * %	L, 5-6	5-11-0	6-12-1	Vannelle (4-2)/Watkins (2-4)	33-20	15-12	T5	-4.5	3:35	926
5/27	at #9 Stanford * %	L, 0-1	0-3-1	1-4-0	Beck (7-1)/Abel (3-4)	33-21	15-13	T6	-5.0	1:53	486
5/28	at #9 Stanford * %	L, 0-5	0-4-1	5-11-0	Grech (5-5)/Hjerpe (3-6)	33-22	15-14	T6	-5.5	2:43	517
5/29	at #9 Stanford * %	W, 9-1	9-13-0	1-6-3	Pfennigs (5-0)/Williams (2-2)	34-22	16-14	T5	-5.0	3:20	516
6/4	(2) vs. Dallas Baptist \$	L, 5-6	5-6-1	6-7-0	Hamel (13-2)/Abel (3-5)/Kechely (2)	34-23	-	-	-	3:20	4071
6/5	(2) vs. McNeese \$	W, 10-5	10-10-0	5-5-1	Watkins (3-4)/Foster (1-5)	35-23	-	-	-	3:23	3969
6/6	(2) at #6 TCU \$	W, 3-2	3-11-2	2-3-1	Washburn (4-2)/Green (1-3)/Verburg (2)	36-23	-	-	-	3:29	4083
6/7	(2) vs. Dallas Baptist \$	W, 5-4	5-14-1	4-9-3	Verburg (2-0)/Kechely (3-4)	37-23	-	-	-	3:33	4241
6/8	(2) vs. Dallas Baptist &	L, 5-8	5-10-0	8-8-2	Russell (1-0)/Mundt (2-2)/Hamel (1)	37-24	-	-	-	3:39	4071

Key
 * Pac-12 Conference Game
 % Game aired on Pac-12 Networks
 & Game aired on ESPNU
 \$ Game aired on ESPN3
 # Game aired on NBC Sports Northwest

(1) Surprise, Ariz.
 (2) NCAA Fort Worth Regional

2022 OREGON STATE BASEBALL
2021 OVERALL STATISTICS

Twitter.com/BeaverBaseball
 Instagram.com/BeaverBaseball
 Facebook.com/OregonStateBaseball

2021 Overall Statistics

Record: 37-24 • Home: 17-9 • Away: 15-12 • Neutral: 5-3 • Pac-12: 16-14

Offense

Player	AVG	GP	GS	AB	R	H	2B	3B	HR	RBI	TB	SLG%	BB	HBP	SO	GDP	OB%	SF	SH	SB	ATT	PO	A	E	FLD%
29 Melton, Jacob	.404	32	25	99	19	40	5	3	6	25	69	.697	14	0	29	0	.466	3	1	8	9	137	5	0	1.000
14 Hamilton, Cole	.318	9	8	22	3	7	1	0	0	1	8	.364	6	1	5	0	.483	0	2	0	0	69	12	1	.988
27 Logan, Gavin	.318	10	5	22	4	7	2	0	1	4	12	.545	2	0	0	1	.375	0	0	0	0	61	5	2	.971
34 Froemke, Kyle	.310	19	6	29	10	9	2	0	2	6	17	.586	7	2	11	1	.474	0	0	1	1	4	8	1	.923
17 Claunch, Troy	.305	55	52	203	26	62	7	0	4	30	81	.399	25	1	39	7	.379	3	0	1	1	488	34	0	1.000
28 Meckler, Wade	.303	49	34	142	21	43	10	1	4	20	67	.472	19	3	35	1	.396	0	6	3	4	33	1	0	1.000
4 Boyd, Justin	.301	27	19	73	13	22	4	2	0	10	30	.411	10	2	16	2	.395	1	2	1	2	81	2	2	.976
9 Armstrong, Andy	.300	61	61	240	40	72	16	0	3	26	97	.404	14	7	41	8	.355	1	5	4	4	83	150	7	.971
44 Forrester, Garret	.299	52	48	177	28	53	8	1	7	32	84	.475	33	11	39	3	.435	2	0	1	2	158	18	2	.989
15 Dervedde, Kyle	.290	16	9	31	6	9	4	0	0	9	13	.419	10	1	9	2	.476	0	1	1	1	20	33	2	.964
18 Ober, Ryan	.279	59	59	233	49	65	12	1	10	41	109	.468	36	3	63	7	.380	2	0	1	1	146	102	6	.976
7 Dukart, Jake	.268	50	47	164	29	44	11	1	2	23	63	.384	21	6	39	1	.368	2	6	0	0	21	68	7	.927
3 Gretler, Matthew	.261	36	23	88	15	23	5	1	3	24	39	.443	18	3	21	4	.400	1	3	3	3	81	20	0	1.000
5 Casey, Joe	.250	54	47	184	26	46	8	1	6	35	74	.402	18	3	64	1	.321	4	4	3	3	72	1	0	1.000
33 Jones, Preston	.250	38	29	112	25	28	3	3	0	9	37	.330	15	1	24	1	.341	1	4	6	6	60	3	0	1.000
36 Fuchs, Greg	.231	23	20	65	10	15	2	0	3	10	26	.400	11	2	22	1	.359	0	1	0	0	13	0	0	1.000
1 McMahan, Kyler	.211	43	31	114	18	24	7	1	1	16	36	.316	10	1	27	1	.278	1	2	2	3	60	2	3	.954
40 Kasper, Brady	.200	8	4	15	3	3	0	0	0	1	3	.200	2	0	5	0	.294	0	0	0	0	0	0	0	.000
12 McDowell, Micah	.169	27	20	71	12	12	2	0	0	1	14	.197	11	2	17	1	.298	0	4	3	5	29	1	0	1.000
8 Valero, Cesar	.111	5	2	9	1	1	0	0	1	3	4	.444	0	0	6	0	.111	0	0	0	0	0	0	0	.000
Totals	.280	61	61	2093	358	585	109	15	53	326	883	.422	282	49	512	42	.375	21	41	38	45	1639	535	39	.982
Opponents	.215	61	61	1982	250	427	81	12	38	228	646	.326	242	83	611	34	.325	8	34	55	75	1609	597	55	.976

LOB - Team (525), Opp (460). DPs turned - Team (41), Opp (57). CI - Team (0), Opp (6). IBB - Team (6), Melton 2, Casey 1, Ober 1, Forrester 1, Jones 1, Opp (5).
 Picked off - Melton 2, Ober 2, Dukart, J. 1, Casey 1, Claunch 1.

Pitching

Player	ERA	W	L	APP	GS	CG	SHO	CBO	SV	IP	H	R	ER	BB	SO	2B	3B	HR	AB	B/Avg	WP	HBP	BK	SFA	SHA
55 Thorsteinson, J.	0.00	0	0	1	0	0	0	0	0	0.2	0	2	0	1	1	0	0	0	4	.000	0	1	0	0	0
37 Salgado, Bryant	1.01	3	0	23	0	0	0	1	0	26.2	16	3	3	14	27	1	0	2	88	.182	2	3	0	0	2
19 Lattery, AJ	1.42	0	0	5	1	0	0	0	0	6.1	6	1	1	2	5	0	0	1	24	.250	0	2	0	0	0
53 Lawson, Ian	2.00	1	0	7	0	0	0	1	0	9.0	4	2	2	5	10	1	0	1	30	.133	1	2	0	0	0
21 Frisch, Will	2.38	3	0	20	6	0	0	0	0	56.2	43	20	15	24	54	9	3	2	194	.222	9	10	1	1	10
43 Townsend, Brock	2.57	2	0	12	2	0	0	1	1	28.0	28	11	8	4	35	4	3	2	110	.255	0	3	0	0	2
32 Verburg, Mitchell	2.92	2	0	19	0	0	0	0	2	24.2	20	11	8	5	24	3	0	3	96	.208	3	3	0	0	0
38 Mulholland, Jake	3.03	2	2	29	0	0	0	2	13	32.2	23	12	11	11	25	3	0	1	116	.198	1	3	0	0	0
31 Washburn, Jack	3.12	4	2	21	5	0	0	2	0	34.2	22	13	12	21	43	8	0	1	118	.186	2	6	1	0	3
22 Pfennigs, Jake	3.24	5	0	13	13	0	0	0	0	58.1	54	26	21	19	50	15	2	3	225	.240	8	3	1	1	2
23 Abel, Kevin	3.62	3	5	16	16	1	0	3	0	82.0	47	35	33	61	109	11	2	8	279	.168	16	17	0	3	4
26 Hjerpe, Cooper	4.21	3	6	17	16	0	0	0	0	77.0	63	47	36	27	98	10	1	6	283	.223	8	9	0	0	6
25 Mundt, Joey	4.70	2	2	23	0	0	0	1	2	23.0	22	12	12	5	30	6	0	2	90	.244	1	7	3	0	0
51 Watkins, Chase	4.88	3	4	25	0	0	0	2	0	31.1	22	19	17	15	38	0	1	1	111	.198	6	2	0	0	1
16 Sebbby, Reid	4.91	2	1	12	2	0	0	1	0	18.1	18	10	10	6	15	4	0	2	66	.273	4	8	0	1	3
24 Burns, Nathan	5.16	1	0	18	0	0	0	2	1	22.2	17	14	13	20	32	4	0	1	83	.205	1	3	1	2	0
52 Hunter, Jaren	5.84	0	2	9	0	0	0	0	0	12.1	18	10	8	1	11	2	0	2	56	.321	2	1	0	0	1
45 Keyes, Kyle	9.00	1	0	2	0	0	0	0	0	2.0	4	2	2	1	4	0	0	0	9	.444	0	0	0	0	0
Totals	3.48	37	24	61	61	1	4	4	19	546.1	427	250	211	242	611	81	12	38	1982	.215	64	83	7	8	34
Opponents	5.27	24	37	61	61	1	5	4	9	536.1	585	358	314	282	512	109	15	53	2093	.280	54	49	9	21	41

PB - Team (14), Claunch 9, Logan 3, Hamilton 2, Opp (10). Pickoffs - Team (4), Abel 1, Keyes 1, Frisch 1, Pfennigs 1, Opp (7). SBA/ATT - Claunch (48-61), Abel (11-16), Hjerpe (9-13), Frisch (5-7), Pfennigs (6-7), Hamilton (3-6), Logan (4-6), Verburg (3-4), Townsend (3-4), Burns (3-4), Mundt (3-3), Salgado (2-3), Hunter (2-3), Watkins (2-3), Washburn (2-3), Lattery (1-2), Mulholland (2-2), Sebbby (1-1).

2021 Pac-12 Statistics

Record: 16-14 • Home: 10-5 • Away: 6-9 • Pac-12: 16-14

Offense

Player	AVG	GP	GS	AB	R	H	2B	3B	HR	RBI	TB	SLG%	BB	HBP	SO	GDP	OB%	SF	SH	SB	ATT	PO	A	E	FLD%
15 Dernedde, Kyle	.429	4	1	7	3	3	1	0	0	1	4	.571	2	0	1	0	.556	0	0	0	0	6	6	0	1.000
29 Melton, Jacob	.413	12	11	46	11	19	3	3	4	14	40	.870	5	0	11	0	.471	0	1	4	5	58	2	0	1.000
17 Claunch, Troy	.370	28	27	108	13	40	7	0	3	15	56	.519	11	1	20	4	.430	1	0	1	1	249	16	0	1.000
4 Boyd, Justin	.361	13	10	36	7	13	2	1	0	5	17	.472	4	0	6	1	.425	0	2	1	2	28	2	1	.968
34 Froemke, Kyle	.333	5	2	9	4	3	1	0	1	3	7	.778	4	1	2	0	.571	0	0	0	0	0	1	0	1.000
28 Meckler, Wade	.315	23	19	73	12	23	2	0	3	10	34	.466	9	2	16	1	.405	0	2	0	0	16	1	0	1.000
7 Dukart, Jake	.309	27	26	94	14	29	9	1	1	18	43	.457	11	4	18	0	.396	2	4	0	0	13	36	4	.925
14 Hamilton, Cole	.286	2	2	7	0	2	1	0	0	0	3	.429	1	0	1	0	.375	0	2	0	0	17	4	0	1.000
44 Forrester, Garret	.268	30	30	112	15	30	5	1	4	22	49	.438	19	5	24	1	.394	1	0	0	1	120	17	2	.986
33 Jones, Preston	.255	18	14	55	12	14	0	0	0	4	14	.255	3	1	11	0	.305	0	1	4	4	33	2	0	1.000
18 Ober, Ryan	.252	29	29	111	23	28	5	1	4	19	47	.423	19	2	30	5	.366	2	0	0	0	66	64	1	.992
12 McDowell, Micah	.250	12	9	32	5	8	0	0	0	1	8	.250	3	0	7	0	.314	0	1	2	2	16	0	0	1.000
3 Gretler, Matthew	.242	14	10	33	4	8	3	0	2	10	17	.515	8	1	8	1	.395	1	1	1	1	28	7	0	1.000
5 Casey, Joe	.216	26	23	88	12	19	3	1	1	12	27	.307	9	0	32	0	.283	2	2	1	1	39	0	0	1.000
36 Fuchs, Greg	.211	12	11	38	6	8	1	0	2	5	15	.395	8	2	13	1	.375	0	0	0	0	3	0	0	1.000
9 Armstrong, Andy	.200	30	30	115	19	23	4	0	2	6	33	.287	7	6	22	4	.281	0	2	2	2	53	72	3	.977
40 Kasper, Brady	.200	4	3	10	3	2	0	0	0	1	2	.200	2	0	4	0	.333	0	0	0	0	0	0	0	.000
1 McMahan, Kyler	.091	20	12	44	4	4	1	0	0	3	5	.114	4	0	12	0	.163	1	1	1	2	28	1	0	1.000
27 Logan, Gavin	.000	3	1	4	0	0	0	0	0	0	0	.000	0	0	0	1	.000	0	0	0	0	12	0	0	1.000
Totals	.270	30	30	1022	167	276	48	8	27	149	421	.412	129	25	238	19	.363	10	19	17	21	796	269	15	.986
Opponents	.221	30	30	952	134	210	48	5	22	121	334	.351	126	41	273	17	.335	6	17	22	32	789	307	27	.976

LOB - Team (254), Opp (220). DPs turned - Team (21), Opp (17). CI - Team (1), Rutschman 1.

Pitching

Player	ERA	W	L	APP	GS	CG	SHO	CBO	SV	IP	H	R	ER	BB	SO	2B	3B	HR	AB	B/Avg	WP	HBP	BK	SFA	SHA
37 Salgado, Bryant	0.00	2	0	10	0	0	0	0	0	12.0	5	0	0	9	10	0	0	0	37	.135	1	2	0	0	1
53 Lawson, Ian	0.00	0	0	2	0	0	0	0	0	2.0	0	0	0	3	3	0	0	0	5	.000	1	1	0	0	0
21 Frisch, Will	1.16	2	0	10	2	0	0	0	0	31.0	17	4	4	13	28	4	1	1	100	.170	2	1	1	1	3
26 Hjerpe, Cooper	3.26	2	5	10	10	0	0	0	0	49.2	37	28	18	14	62	10	0	5	179	.207	3	8	0	0	5
23 Abel, Kevin	3.70	2	2	10	10	1	0	1	0	56.0	33	24	23	39	65	7	1	6	188	.176	10	9	0	3	3
22 Pfennigs, Jake	3.94	3	0	7	7	0	0	0	0	32.0	32	16	14	6	20	9	1	3	122	.262	3	3	0	0	2
31 Washburn, Jack	4.11	1	2	8	1	0	0	0	0	15.1	9	7	7	11	18	5	0	0	53	.170	0	3	1	0	1
38 Mulholland, Jake	4.58	0	2	15	0	0	0	1	8	17.2	14	10	9	6	12	2	0	1	66	.212	0	2	0	0	0
25 Mundt, Joey	4.76	1	0	12	0	0	0	1	1	11.1	13	6	6	2	14	3	0	1	45	.289	1	2	2	0	0
32 Verburg, Mitchell	5.40	1	0	9	0	0	0	0	0	13.1	12	8	8	3	12	3	0	2	52	.231	3	3	0	0	0
51 Watkins, Chase	8.59	2	3	13	0	0	0	1	0	14.2	15	15	14	11	19	0	1	0	55	.273	4	1	0	0	1
24 Burns, Nathan	10.12	0	0	6	0	0	0	0	0	5.1	8	6	6	6	6	3	0	1	22	.364	0	2	0	0	0
43 Townsend, Brock	15.43	0	0	3	0	0	0	0	0	2.1	6	4	4	1	2	0	1	0	12	.500	0	1	0	0	1
16 Sebbby, Reid	20.25	0	0	3	0	0	0	0	0	2.2	9	6	6	2	2	2	0	2	16	.563	1	3	0	0	0
Totals	4.00	16	14	30	30	1	1	1	9	265.1	210	134	118	126	273	48	5	22	952	.221	29	41	4	6	17
Opponents	4.86	14	16	30	30	1	3	2	3	263.0	276	167	142	129	238	48	8	27	1022	.270	29	25	4	10	19

PB - Team (5), Claunch 3, Logan 2, Opp (3). Pickoffs - Team (1), Abel 1, Opp (1). SBA/ATT - Claunch (22-32), Abel (9-14), Hjerpe (6-8), Verburg (2-3), Pfennigs (1-2), Watkins (1-2), Townsend (2-2), Mundt (1-1).

2022 OREGON STATE BASEBALL

OFFENSIVE STATISTICS/SUPERLATIVES

Twitter.com/BeaverBaseball
 Instagram.com/BeaverBaseball
 Facebook.com/OregonStateBaseball

Team Superlatives

Offense

Most At Bats	47, vs. UC Irvine, 4/25
Most Runs Scored	20, vs. Gonzaga, 2/21
Most Hits	20, vs. Gonzaga, 2/21
Most RBI	19, vs. Gonzaga, 2/21
Most Doubles	5, vs. Gonzaga, 2/21
Most Triples	3, vs. Gonzaga, 2/21
Most Home Runs	5, vs. Utah, 4/2
Most Walks	13, vs. Grand Canyon, 2/27
Most Strikeouts	15, vs. Oregon, 4/10
Most Stolen Bases	4-2x, last vs. UC Irvine, 4/24
Most Hit By Pitch	3, vs. Washington State, 3/21
Most Runners LOB	13-5x, last vs. Stanford, 5/29

Fielding

Most Putouts	34, vs. UC Irvine, 4/25
Most Assists	14-2x, last vs. Grand Canyon, 2/27
Most Errors	4, vs. LMU, 4/28
Most DPs Turned	4, vs. California, 4/18

Pitching

Most Innings Pitched	11.1, vs. UC Irvine, 4/25
Most Runs Allowed	12, vs. Arizona, 5/21
Most Earned Runs Allowed	12, vs. Arizona, 5/21
Most Walks Allowed	12, vs. UCLA, 4/30
Most Strikeouts	18, vs. Grand Canyon, 2/25
Most Hits Allowed	12-5x, last vs. Arizona, 5/23

Miscellaneous

Longest Winning Streak	10 games, 2/20-3/6
Longest Losing Streak	4 games, 4/6-4/11
Longest Game, Innings	12, vs. UC Irvine, 4/25
Longest Game, Time (9 Innings)	3:50, vs. Washington State, 3/21
Longest Game, Time (Extra Innings)	4:15, vs. UC Irvine, 4/25
Fastest Game, Time	1:53, vs. Stanford, 5/27
Largest Home Attendance	969, vs. Arizona, 5/22
Largest Road Attendance	4,083, vs. TCU, 6/6
Largest Neutral Attendance	4,241, vs. Dallas Baptist, 6/6

Individual Superlatives

Offense

Most At Bats	6-12x, last: Claunch vs. Stanford, 5/29
Most Runs Scored	4-2x, last: Melton vs. Utah, 4/2
Most Hits	4-6x, last: Armstrong vs. Dallas Baptist, 6/6
Most RBI	7-2x, last: Melton vs. Utah, 4/2
Most Doubles	2-9x, last: Dervedde vs. McNeese, 6/5
Most Triples	2, Jones vs. Gonzaga, 2/21
Most Home Runs	3, Melton vs. Utah, 4/2
Most Walks	3-4x
Most Strikeouts	4, Casey vs. Arizona, 5/23
Most Stolen Bases	2-4x, last: Melton vs. California, 4/18

Fielding


Most Putouts	17, Claunch vs. Grand Canyon, 2/25
Most Assists	6-3x, last: Armstrong vs. Arizona State, 5/16
Most Errors	2-2x, last: McMahan vs. LMU, 4/28

Pitching

Most Innings Pitched	8.0, Abel vs. Stanford, 5/27
Most Runs Allowed	7-2x, last: Hjerpe vs. Arizona State, 5/15
Most ER Allowed	7, Hjerpe vs. Arizona State, 5/15
Most Walks Allowed	8, Abel vs. Dallas Baptist, 6/4
Most Strikeouts	11-2x, last: Hjerpe vs. Arizona, 5/22
Most Hits Allowed	8-2x, last: Pfennigs vs. Arizona, 5/23

2021 Batting Breakdown

Cat.	Avg.	AB	R	H	2B	3B	HR	RBI	BB
Home	.275	844	151	232	41	6	18	134	113
Road	.266	969	141	258	53	4	25	130	123
Neutral	.339	280	66	95	15	5	10	62	46
Pac-12	.270	1022	167	276	48	8	27	149	129
Non-Conf.	.289	1071	191	309	61	7	26	177	153
February	.324	287	61	3	21	4	9	59	46
March	.273	495	83	135	23	1	12	73	65
April	.293	645	119	189	35	6	14	108	87
May	.236	496	67	117	23	3	14	61	58
June	.300	170	28	51	7	1	4	25	26




2021 Home Run Breakdown

No.	Player	Date	Opponent/Pitcher	On	Inn.	Out	Count
1	Ober (1)	2/19	Kansas State/Torres (L)	1	8	2	2-0
2	Casey (1)	2/20	New Mexico/Eggloff (R)	1	6	0	0-0
3	Ober (2)	2/20	New Mexico/W. Armbruester (R)	3	6	2	2-0
4	Valero Sanchez (1)	2/20	New Mexico/Haley (L)	2	7	1	2-0
5	Casey (2)	2/21	Gonzaga/Mullan (L)	2	1	1	3-1
6	Dukart (1)	2/22	New Mexico/Campa (R)	0	5	1	2-0
7	Casey (3)	2/25	Grand Canyon/Barnes (R)	0	2	0	2-1
8	Armstrong (1)	2/28	Grand Canyon/Hull (R)	0	8	0	2-2
9	Claunch (1)	2/28	Grand Canyon/Cooper-Vass (R)	0	9	1	0-0
10	Meckler (1)	3/14	Oregon/Walker (R)	1	5	2	0-0
11	Forrester (1)	3/20	WSU/Brotherton (R)	1	8	1	1-0
12	Armstrong (2)	3/21	WSU/Hawkins (R)	0	8	0	0-1
13	Forrester (2)	3/23	Santa Clara/Howard (R)	0	9	0	2-1
14	McMahan (1)	3/24	Santa Clara/Feikes (R)	2	4	2	1-2
15	Logan (1)	3/24	Santa Clara/Buckley (R)	1	8	1	0-0
16	Forrester (3)	3/27	Washington/Enger (R)	1	3	0	0-1
17	Ober (3)	3/27	Washington/Weeldreyer (R)	1	6	2	0-1
18	Casey (4)	3/29	Washington/Flesland III (L)	2	2	0	1-0
19	Forrester (4)	3/29	Washington/Flesland III (L)	1	3	0	2-0
20	Ober (4)	3/30	Portland/Gillis (R)	2	3	1	0-1
21	Melton (1)	3/30	Portland/Packard (R)	0	7	1	1-0
22	Melton (2)	4/2	Utah/Robeniol (L)	0	3	1	1-1
23	Ober (5)	4/2	Utah/Robeniol (L)	0	5	2	0-1
24	Forrester (5)	4/2	Utah/Robeniol (L)	0	5	2	1-2
25	Melton (3)	4/2	Utah/Pierce (L)	3	7	0	1-0
26	Melton (4)	4/2	Utah/Kibbe (R)	0	8	1	0-0
27	Melton (5)	4/16	California/Holman (R)	0	4	1	0-0
28	Ober (6)	4/16	California/Mauterer (R)	3	8	2	1-0
29	Gretler (1)	4/20	Portland/Dobmeier (R)	1	4	1	1-1
30	Ober (7)	4/23	UC Irvine/Brooks (R)	0	8	1	3-2
31	Melton (6)	4/23	UC Irvine/King (R)	1	9	2	3-1
32	Forrester (6)	4/24	UC Irvine/Pinto (L)	0	3	0	0-0
33	Casey (5)	4/24	UC Irvine/Ibarra (R)	0	5	2	3-2
34	Casey (6)	4/25	UC Irvine/Frias (R)	0	3	0	2-1
35	Froemke (1)	4/25	UC Irvine/Riddle (R)	0	7	2	1-2
36	Fuchs (1)	5/2	UCLA/Bergin (R)	0	3	2	1-2
37	Dukart (2)	5/8	USC/Champlain (R)	2	2	1	2-1
38	Fuchs (2)	5/8	USC/Champlain (R)	1	3	1	0-1
39	Meckler (2)	5/8	USC/Clarke (R)	1	8	2	3-1
40	Claunch (2)	5/9	USC/Cornwell (L)	0	6	0	0-1
41	Claunch (3)	5/14	Arizona State/Thornton (R)	0	4	0	0-1
42	Meckler (3)	5/14	Arizona State/Thornton (R)	0	4	2	3-2
43	Armstrong (3)	5/15	Arizona State/Fall (L)	0	6	0	1-0
44	Gretler (2)	5/15	Arizona State/Cacchione (R)	1	9	2	2-1
45	Meckler (4)	5/15	Arizona State/Cacchione (R)	0	9	2	0-1
46	Claunch (4)	5/16	Arizona State/Murphy (L)	0	2	0	1-0
47	Gretler (3)	5/16	Arizona State/Murphy (L)	1	2	2	1-1
48	Froemke (2)	5/16	Arizona State/Glenn (R)	1	3	2	1-2
49	Ober (8)	5/16	Arizona State/Hauser (R)	1	4	0	1-1
50	Ober (9)	6/4	Dallas Baptist/Hamel (R)	0	5	0	0-1
51	Fuchs (3)	6/4	Dallas Baptist/Hamel (R)	2	6	2	0-0
52	Ober (10)	6/6	Dallas Baptist/Eldred (R)	0	4	1	3-1
53	Forrester (7)	6/6	Dallas Baptist/Kechely (R)	0	9	0	3-2

Total: 53 **Home: 18**
Road: 25 **Neutral: 10**
Solo: 27 **2-Run: 17**
3-Run: 7 **Grand Slam: 3**
vs. Left: 14 **vs. Right: 39**
Pac-12: 27 **Non-Conference: 26**
Ahead: 25 **Behind: 15**
Even: 5 **First Pitch: 8**

** Indicates Inside-The-Park; ** Indicates Leadoff Home Run*



2022 OREGON STATE BASEBALL

2021 BATTING BREAKDOWN

Twitter.com/BeaverBaseball
Instagram.com/BeaverBaseball
Facebook.com/OregonStateBaseball

Record By Player Starts

Player	C	1B	2B	3B	SS	LF	CF	RF	DH
#9-Armstrong	-	-	-	-	37-24	-	-	-	-
#4-Boyd	-	2-2	-	-	-	0-2	4-2	2-4	1-0
#5-Casey	-	-	-	-	-	23-12	4-7	-	1-0
#17-Claunch	27-21	2-0	-	-	-	-	-	-	2-0
#15-Dernedde	-	-	7-2	-	-	-	-	-	-
#7-J. Dukart	-	-	-	26-20	-	-	-	-	1-0
#44-Forrester	-	13-9	2-1	-	-	-	-	-	12-11
#34-Froemke	-	-	1-1	-	-	-	-	-	2-2
#36-Fuchs	-	-	-	-	-	5-2	-	-	6-7
#3-Gretler	-	4-4	-	11-4	-	-	-	-	-
#14-Hamilton	7-1	-	-	-	-	-	-	-	-
#33-Jones	-	-	-	-	-	22-7	-	-	-
#40-Kasper	-	-	-	-	-	-	-	3-1	-
#27-Logan	3-2	-	-	-	-	-	-	-	-
#12-McDowell	-	-	-	-	-	5-2	6-6	-	1-0
#1-McMahan	-	-	-	-	-	-	1-0	21-10	-
#28-Meckler	-	-	-	-	-	4-6	7-9	4-3	-
#29-Melton	-	10-5	-	-	-	-	0-2	7-1	-
#18-Ober	-	6-4	27-20	-	-	-	-	-	2-0
#8-V. Sanchez	-	-	-	-	-	-	-	-	2-0

Record By Batting Order Starts

Player	1	2	3	4	5	6	7	8	9
#9-Armstrong	2-0	2-4	3-5	-	3-2	9-6	14-5	1-1	3-1
#4-Boyd	-	4-2	-	-	-	3-1	0-3	1-3	1-1
#5-Casey	-	-	6-2	1-0	12-9	7-5	2-1	-	0-3
#17-Claunch	-	-	5-2	14-6	10-6	1-4	2-2	-	-
#15-Dernedde	-	-	-	-	-	-	-	1-0	6-2
#7-J. Dukart	0-2	1-1	9-4	8-5	1-1	-	2-3	5-4	-
#44-Forrester	-	0-1	12-10	12-9	2-1	-	-	1-0	-
#34-Froemke	-	-	-	-	-	-	1-2	2-1	-
#36-Fuchs	-	-	-	-	2-1	3-4	4-3	3-0	-
#3-Gretler	-	-	-	-	-	1-0	5-0	6-6	3-2
#14-Hamilton	-	1-0	-	-	-	-	3-0	3-1	-
#33-Jones	14-2	-	-	-	-	1-0	-	-	7-5
#40-Kasper	-	1-0	-	-	-	-	-	1-0	1-1
#27-Logan	-	-	-	-	-	1-0	1-0	1-2	-
#12-McDowell	7-3	1-1	-	-	-	-	1-1	0-1	3-2
#1-McMahan	-	-	-	-	3-1	5-0	1-1	3-2	9-6
#28-Meckler	9-14	-	-	-	-	2-0	2-0	3-3	0-1
#29-Melton	5-3	1-4	-	-	1-0	-	1-1	5-0	4-0
#18-Ober	-	26-11	2-1	1-4	3-3	3-4	0-1	-	-
#8-V. Sanchez	-	-	-	1-0	-	-	-	1-0	-

Batter Breakdown

Player	Multiple-Hit Games					Multiple-RBI Games					Home Runs				Tot.	Last
	2	3	4	5+	Tot.	2	3	4	5+	Tot.	Solo	2-Run	3-Run	GS		
#9-Armstrong	10	8	2	-	20	3	1	-	1	5	3	-	-	-	3	5/15 vs. ASU
#4-Boyd	6	1	-	-	7	3	-	-	-	3	-	-	-	-	-	-
#5-Casey	9	3	-	-	12	4	2	-	2	8	3	1	2	-	6	4/25 vs. UCI
#17-Claunch	8	8	-	-	16	6	1	-	-	7	4	-	-	-	4	5/16 vs. ASU
#15-Dernedde	2	-	-	-	2	-	-	-	1	1	-	-	-	-	-	-
#7-J. Dukart	5	3	1	-	9	5	1	-	-	6	1	-	1	-	2	5/8 vs. USC
#44-Forrester	10	4	-	-	14	7	1	1	-	9	4	3	-	-	7	6/6 vs. DBU
#34-Froemke	2	-	-	-	2	-	1	-	-	1	1	1	-	-	2	5/16 vs. ASU
#36-Fuchs	1	2	-	-	3	2	1	-	-	3	1	1	1	-	3	6/4 vs. DBU
#3-Gretler	6	-	-	-	6	8	-	-	-	8	-	3	-	-	3	5/16 vs. ASU
#14-Hamilton	2	-	-	-	2	-	-	-	-	2	-	-	-	-	-	-
#33-Jones	3	2	1	-	6	-	2	-	-	2	-	-	-	-	-	-
#40-Kasper	-	-	-	-	-	-	-	-	-	-	-	-	-	-	-	-
#27-Logan	3	-	-	-	3	2	-	-	-	2	1	-	-	-	1	3/24 vs. SCU
#12-McDowell	2	-	-	-	2	-	-	-	-	-	-	-	-	-	-	-
#1-McMahan	7	-	-	-	7	3	-	-	1	4	-	-	1	-	1	3/24 vs. SCU
#28-Meckler	9	2	-	-	11	4	-	-	-	4	1	3	-	-	4	5/15 vs. ASU
#29-Melton	5	4	2	-	11	1	1	-	2	4	4	1	-	1	6	4/23 vs. UCI
#18-Ober	15	4	-	-	19	6	2	2	-	10	4	3	1	2	10	6/6 vs. DBU
#8-V. Sanchez	-	-	-	-	-	-	1	-	-	1	-	-	1	-	1	2/20 vs. UNM

Inning-By-Inning

	1	2	3	4	5	6	7	8	9	EX	Total
Opponents	29	23	25	31	39	26	23	33	18	3	250
Oregon State	32	37	42	42	40	57	38	44	24	2	358

Oregon State In The Polls

Week	BA	CB	USA	D1	PG	NCBWA
Preseason	NR	NR	NR	NR	NR	NR
Feb. 22	NR	NR	-	NR	NR	NR
March 1	NR	21	19	20	NR	21
March 8	17	17	16	16	21	16
March 15	NR	22	20	23	NR	18
March 22	NR	20	20	21	NR	14
March 29	NR	13	17	21	NR	14
April 5	21	13	18	20	21	13
April 12	23	NR	23	NR	NR	21
April 19	22	22	NR	NR	NR	21
April 26	NR	NR	NR	NR	NR	22

Week	BA	CB	USA	D1	PG	NCBWA
May 3	NR	NR	NR	NR	NR	22
May 10	NR	NR	NR	NR	NR	23
May 17	NR	NR	NR	NR	NR	30
May 24	NR	NR	NR	NR	NR	NR
May 31	NR	NR	NR	NR	NR	NR
Final	NR	NR	NR	NR	NR	26

#23 Kevin Abel

Date	Opponent	W-L-S	IP	H	R	ER	BB	SO	NP/S
2/19	Kansas State *	L	4.2	1	2	1	2	7	79/48
2/25	Grand Canyon *	W	5.0	3	0	0	1	11	86/57
3/4	BYU *	ND	6.0	1	0	0	4	8	85/47
3/12	Oregon *	L	4.1	6	5	5	3	9	100/57
3/19	Washington State *	L	4.2	7	4	4	4	6	97/55
3/26	Washington *	W	6.0	0	0	0	3	7	93/49
4/2	Utah *	W	6.0	3	2	2	5	4	98/55
4/9	Oregon *	ND	6.0	2	1	1	3	8	94/53
4/16	California *	ND	4.0	2	3	3	4	5	73/36
4/23	UC Irvine *	ND	3.0	1	1	1	4	6	68/34
4/30	UCLA *	ND	4.1	2	1	0	6	8	85/45
5/7	USC *	ND	6.0	6	4	4	2	4	87/51
5/14	Arizona State *	ND	6.0	5	4	4	4	7	100/53
5/21	Arizona *	ND	5.0	2	4	4	5	9	105/59
5/27	Stanford *	L	8.0	4	1	1	3	7	106/66
6/4	Dallas Baptist *	L	3.0	2	3	3	8	3	83/38

#24 Nathan Burns

Date	Opponent	W-L-S	IP	H	R	ER	BB	SO	NP/S
2/19	Kansas State	ND	1.0	1	1	1	3	0	30/14
2/22	New Mexico	ND	1.0	1	0	0	0	1	11/10
2/25	Grand Canyon	ND	1.0	0	0	0	1	2	17/11
2/28	Grand Canyon	ND	2.0	1	1	0	2	5	40/26
3/5	BYU	S	1.2	0	0	0	1	3	32/19
3/13	Oregon	ND	0.1	1	0	0	1	0	15/9
3/19	Washington State	ND	0.1	0	0	0	0	0	2/1
3/21	Washington State	ND	1.0	1	2	2	2	0	29/14
3/24	Santa Clara	ND	2.0	1	0	0	0	3	23/17
3/29	Washington	ND	0.1	2	2	2	3	1	29/11
4/2	Utah	ND	1.0	0	0	0	0	3	11/9
4/6	Gonzaga	ND	1.1	3	3	3	2	0	37/18
4/20	Portland	W	2.1	0	0	0	0	3	30/23
4/25	UC Irvine	ND	2.0	1	0	0	0	2	28/21
5/15	Arizona State	ND	2.0	4	2	2	0	2	24/17
5/29	Stanford	ND	0.2	1	0	0	1	0	17/8
6/6	TCU	ND	2.0	0	0	0	1	6	35/21
6/7	Dallas Baptist	ND	0.2	0	3	3	3	1	28/13

#21 Will Frisch

Date	Opponent	W-L-S	IP	H	R	ER	BB	SO	NP/S
2/22	New Mexico *	W	5.0	5	2	2	0	5	70/45
2/28	Grand Canyon *	ND	4.0	3	1	1	3	3	75/46
3/6	BYU	ND	2.2	0	0	0	2	1	38/20
3/12	Oregon	ND	1.2	2	2	2	1	3	44/31
3/19	Washington State	ND	3.0	2	0	0	0	5	51/35
3/23	Santa Clara *	ND	1.0	5	4	3	1	2	34/23
3/29	Washington *	W	5.0	4	1	1	0	7	62/46
4/5	Gonzaga *	ND	4.0	3	3	0	1	6	65/44
4/11	Oregon *	ND	5.0	3	1	1	2	3	80/49
4/18	California	ND	4.2	3	1	1	2	2	61/40
4/24	UC Irvine	ND	3.2	1	0	0	1	3	41/26
4/30	UCLA	ND	2.2	0	0	0	0	4	33/23
5/2	UCLA	ND	1.0	0	0	0	1	1	16/8
5/8	USC	W	4.2	1	0	0	2	3	63/37
5/14	Arizona State	ND	1.0	1	1	1	3	1	32/14
5/18	Portland	ND	1.0	2	1	1	0	0	5/5
5/22	Arizona	ND	1.0	1	0	0	1	0	26/17
5/28	Stanford	ND	3.0	2	0	0	2	2	45/25
6/4	Dallas Baptist	ND	1.1	4	3	2	2	2	52/27
6/6	Dallas Baptist	ND	1.1	1	0	0	0	1	20/12

#26 Cooper Hjerpe

Date	Opponent	W-L-S	IP	H	R	ER	BB	SO	NP/S
2/20	New Mexico *	W	5.1	3	0	0	1	9	91/63
2/26	Grand Canyon *	ND	6.0	2	1	1	2	2	93/57
3/5	BYU *	ND	4.2	6	3	2	2	5	89/59
3/13	Oregon *	L	5.2	6	3	3	1	7	88/60
3/20	Washington State *	ND	4.0	2	0	0	4	8	94/55
3/27	Washington *	W	7.0	1	0	0	0	7	80/60
4/3	Utah *	L	4.2	2	4	0	2	7	91/58
4/10	Oregon *	L	5.0	5	3	3	2	3	69/45
4/17	California *	ND	6.0	3	1	1	1	9	88/60
4/24	UC Irvine *	ND	0.2	3	6	6	2	2	39/22
5/1	UCLA *	L	6.2	3	1	1	2	9	106/70
5/8	USC *	ND	3.1	8	7	2	1	2	82/58
5/15	Arizona State *	L	3.0	6	7	7	0	3	60/40
5/22	Arizona *	W	7.0	2	1	1	1	11	105/65
5/28	Stanford *	L	3.0	5	3	2	1	3	53/33
6/5	McNeese *	ND	4.1	3	4	4	5	9	93/56
6/7	Dallas Baptist	ND	0.2	3	2	2	0	2	20/12

#52 Jaren Hunter

Date	Opponent	W-L-S	IP	H	R	ER	BB	SO	NP/S
2/20	New Mexico	ND	0.2	0	0	0	0	1	17/12
2/27	Grand Canyon	ND	1.1	4	2	2	0	1	29/18
3/23	Santa Clara	L	1.1	2	1	1	0	2	25/20
3/30	Portland	ND	2.0	1	0	0	0	3	26/21
4/6	Gonzaga	L	1.1	2	2	2	1	0	29/19
4/20	Portland	ND	1.0	0	0	0	0	1	9/8
4/24	UC Irvine	ND	1.2	4	3	3	0	0	36/26
4/28	LMU	ND	2.0	3	2	0	0	2	44/27
5/18	Portland	ND	1.0	2	0	0	0	1	16/12

#45 Kyle Keyes

Date	Opponent	W-L-S	IP	H	R	ER	BB	SO	NP/S
3/23	Santa Clara	ND	1.0	3	2	2	1	3	27/18
4/28	LMU	W	1.0	1	0	0	0	1	15/7

#19 AJ Lattery

Date	Opponent	W-L-S	IP	H	R	ER	BB	SO	NP/S
2/20	New Mexico	ND	0.1	1	1	1	0	0	10/6
2/27	Grand Canyon	ND	1.0	2	0	0	0	0	12/9
3/23	Santa Clara	ND	2.0	0	0	0	1	3	29/21
4/5	Gonzaga	ND	1.0	2	0	0	0	1	15/9
4/28	LMU *	ND	2.0	1	0	0	1	1	37/23

#53 Ian Lawson

Date	Opponent	W-L-S	IP	H	R	ER	BB	SO	NP/S
3/24	Santa Clara	ND	2.0	0	0	0	1	3	29/17
3/30	Portland	ND	1.0	0	0	0	0	0	7/5
4/2	Utah	ND	1.0	0	0	0	2	2	24/11
4/20	Portland	ND	1.0	2	2	2	0	1	14/9
4/27	LMU	W	2.0	2	0	0	1	2	36/20
5/18	Portland	ND	1.0	0	0	0	0	1	15/10
5/21	Arizona	ND	1.0	0	0	0	1	1	12/7

2022 OREGON STATE BASEBALL
2021 PITCHING APPEARANCES

Twitter.com/BeaverBaseball
 Instagram.com/BeaverBaseball
 Facebook.com/OregonStateBaseball

#38 Jake Mulholland

Date	Opponent	W-L-S	IP	H	R	ER	BB	SO	NP/S
2/20	New Mexico	ND	0.2	0	0	0	0	1	10/8
2/26	Grand Canyon	S	1.0	0	0	0	0	2	11/8
2/28	Grand Canyon	S	1.0	0	0	0	0	1	9/7
3/4	BYU	S	1.0	0	0	0	1	0	19/11
3/6	BYU	W	1.0	0	0	0	0	2	12/9
3/14	Oregon	S	1.0	1	0	0	0	0	12/6
3/21	Washington State	S	1.0	0	0	0	0	2	10/9
3/26	Washington	S	1.0	0	0	0	0	0	12/7
4/1	Utah	S	1.0	1	1	1	2	1	35/19
4/3	Utah	ND	1.0	0	0	0	0	0	12/10
4/6	Gonzaga	ND	1.0	2	0	0	0	1	12/7
4/9	Oregon	ND	0.2	0	0	0	1	0	9/3
4/11	Oregon	L	3.0	2	1	0	0	1	36/26
4/16	California	ND	1.0	0	0	0	0	3	16/10
4/17	California	S	1.0	0	0	0	0	0	14/12
4/18	California	S	1.0	1	0	0	0	0	10/7
4/23	UC Irvine	W	2.0	4	1	1	1	2	38/23
4/25	UC Irvine	ND	1.2	0	0	0	0	0	22/14
4/28	LMU	S	1.1	0	0	0	1	2	19/10
4/30	UCLA	ND	1.1	3	4	4	2	1	40/23
5/2	UCLA	S	1.0	1	0	0	0	0	9/7
5/7	USC	S	1.0	0	0	0	0	0	10/7
5/14	Arizona State	L	0.1	4	4	4	0	1	14/10
5/22	Arizona	S	1.0	2	0	0	1	2	25/15
5/29	Stanford	ND	2.1	0	0	0	0	1	28/20
6/4	Dallas Baptist	ND	1.0	1	0	0	0	0	9/6
6/5	McNeese	ND	1.0	0	0	0	0	1	15/12
6/6	Dallas Baptist	ND	0.2	1	1	1	0	0	9/6
6/7	Dallas Baptist	ND	0.2	0	0	0	2	1	22/12

#25 Joey Mundt

Date	Opponent	W-L-S	IP	H	R	ER	BB	SO	NP/S
2/19	Kansas State	ND	1.0	1	0	0	1	1	9/8
2/26	Grand Canyon	ND	1.0	1	0	0	0	1	9/8
3/5	BYU	W	1.1	0	0	0	0	4	20/15
3/12	Oregon	ND	2.0	1	0	0	0	3	23/16
3/19	Washington State	ND	1.0	3	1	1	0	0	24/17
3/21	Washington State	ND	1.1	3	1	1	0	0	24/19
3/26	Washington	ND	1.0	0	0	0	1	2	19/11
3/29	Washington	ND	1.2	0	0	0	0	4	21/15
4/2	Utah	ND	1.0	2	1	1	0	1	19/12
4/6	Gonzaga	ND	0.2	2	0	0	0	0	15/13
4/9	Oregon	ND	1.0	0	0	0	0	2	11/7
4/11	Oregon	ND	0.1	1	1	1	1	1	18/9
4/17	California	W	1.0	0	0	0	0	1	21/14
4/23	UC Irvine	S	1.0	0	0	0	0	1	13/8
4/25	UC Irvine	ND	0.1	0	0	0	1	0	16/8
5/2	UCLA	ND	0.2	1	0	0	0	0	15/11
5/8	USC	S	1.0	0	0	0	0	2	12/10
5/14	Arizona State	ND	1.0	0	0	0	0	0	5/5
5/18	Portland	L	0.1	3	5	5	1	0	16/9
5/21	Arizona	ND	0.1	3	2	2	0	1	16/12
6/4	Dallas Baptist	ND	2.0	0	0	0	0	2	19/12
6/6	Dallas Baptist	ND	2.0	0	0	0	0	4	30/19
6/7	Dallas Baptist	L	0.0	1	1	1	0	0	11/5

#22 Jake Pfennigs

Date	Opponent	W-L-S	IP	H	R	ER	BB	SO	NP/S
2/21	Gonzaga *	ND	4.1	7	4	4	1	2	74/51
2/27	Grand Canyon *	W	6.0	3	0	0	2	4	88/53
3/6	BYU *	ND	3.1	4	1	1	3	6	74/42
3/14	Oregon *	W	5.0	4	0	0	2	6	82/51
3/21	Washington State *	ND	3.0	2	1	1	1	2	46/29
4/18	California *	ND	1.0	3	2	2	0	0	23/16
4/25	UC Irvine	ND	2.2	2	3	1	1	6	54/36
5/2	UCLA *	W	5.0	3	3	1	0	6	76/49
5/9	USC *	ND	5.0	5	1	1	1	1	71/40
5/16	Arizona State *	W	5.0	6	4	4	2	2	93/63
5/23	Arizona *	ND	7.0	8	4	4	1	4	99/61
5/29	Stanford *	W	6.0	5	1	1	1	5	91/59
6/6	TCU *	ND	5.0	2	2	1	4	6	102/59

#37 Bryant Salgado

Date	Opponent	W-L-S	IP	H	R	ER	BB	SO	NP/S
2/20	New Mexico	ND	0.1	0	0	0	1	0	7/3
2/22	New Mexico	ND	1.0	1	0	0	0	3	19/13
2/25	Grand Canyon	ND	1.0	0	0	0	0	2	15/8
2/28	Grand Canyon	W	2.0	2	0	0	0	1	23/17
3/6	BYU	ND	1.0	0	0	0	2	1	21/11
3/14	Oregon	ND	1.0	1	0	0	0	1	18/10
3/20	Washington State	ND	1.0	1	0	0	0	1	12/8
3/21	Washington State	W	1.2	0	0	0	1	0	20/11
3/29	Washington	ND	2.0	0	0	0	1	2	28/15
4/3	Utah	ND	1.1	1	0	0	1	1	25/11
4/6	Gonzaga	ND	1.2	1	0	0	0	2	20/12
4/9	Oregon	ND	0.0	0	0	0	1	0	11/3
4/16	California	W	1.0	1	0	0	1	2	14/8
4/23	UC Irvine	ND	1.0	1	0	0	0	0	10/8
4/25	UC Irvine	ND	2.0	1	1	1	0	4	33/22
4/27	LMU	ND	1.1	0	0	0	0	3	24/19
4/30	UCLA	ND	0.0	0	0	0	2	0	9/1
5/9	USC	ND	1.2	1	0	0	1	0	20/9
5/15	Arizona State	ND	2.2	0	0	0	1	3	33/19
5/18	Portland	ND	0.2	1	0	0	0	0	8/5
5/28	Stanford	ND	0.2	1	0	0	0	1	12/7
6/6	TCU	ND	0.2	1	0	0	1	0	12/5
6/7	Dallas Baptist	ND	1.0	2	2	2	1	0	16/8

#16 Reid Sebyy

Date	Opponent	W-L-S	IP	H	R	ER	BB	SO	NP/S
2/20	New Mexico	ND	1.2	0	0	0	0	0	16/10
2/26	Grand Canyon	W	1.0	0	0	0	0	1	12/7
3/4	BYU	W	2.0	0	0	0	0	2	22/15
3/12	Oregon	ND	1.0	0	0	0	0	1	12/6
3/20	Washington State	ND	1.0	5	3	3	0	0	25/17
3/23	Santa Clara	ND	2.0	0	0	0	1	1	21/14
3/30	Portland *	ND	2.2	3	1	1	0	5	40/28
4/3	Utah	ND	1.0	3	1	1	0	1	27/18
4/10	Oregon	ND	0.2	1	2	2	2	1	23/8
4/20	Portland *	ND	3.0	2	1	1	2	2	55/35
4/25	UC Irvine	L	1.1	2	1	1	1	1	17/12
4/28	LMU	ND	1.0	2	1	1	0	0	18/11

#55 Justin Thorsteinson

Date	Opponent	W-L-S	IP	H	R	ER	BB	SO	NP/S
4/28	LMU	ND	0.2	0	2	0	1	1	27/16

#43 Brock Townsend

Date	Opponent	W-L-S	IP	H	R	ER	BB	SO	NP/S
2/21	Gonzaga	S	3.0	4	0	0	0	2	41/28
3/24	Santa Clara	ND	2.0	2	0	0	0	1	32/22
3/30	Portland	W	3.1	1	0	0	0	8	49/35
4/5	Gonzaga	W	3.0	1	0	0	0	3	50/35
4/16	California	ND	1.0	3	2	2	0	0	11/7
4/20	Portland	ND	1.2	1	0	0	0	4	27/19
4/23	UC Irvine	ND	2.0	2	2	2	1	3	32/22
4/27	LMU *	ND	4.0	4	2	1	0	7	57/44
5/9	USC	ND	1.0	1	0	0	0	0	15/10
5/15	Arizona State	ND	0.1	2	2	2	1	1	24/14
5/18	Portland	ND	2.0	1	0	0	1	2	30/19
6/6	Dallas Baptist *	ND	4.2	6	3	1	1	3	75/52

#32 Mitchell Verburg

Date	Opponent	W-L-S	IP	H	R	ER	BB	SO	NP/S
2/19	Kansas State	ND	1.0	0	0	0	1	0	12/7
2/22	New Mexico	S	1.0	1	0	0	0	1	19/14
3/14	Oregon	ND	1.0	1	0	0	0	1	15/9
3/23	Santa Clara	ND	1.2	2	3	0	0	1	24/18
3/27	Washington	ND	2.0	1	0	0	0	2	27/17
4/1	Utah	W	2.1	2	0	0	0	3	42/31
4/5	Gonzaga	ND	1.0	2	0	0	0	0	20/14
4/10	Oregon	ND	2.1	0	0	0	0	5	28/22
4/16	California	ND	0.2	2	3	3	1	0	28/13
4/24	UC Irvine	ND	1.0	1	0	0	0	0	12/8
4/27	LMU	ND	1.2	0	0	0	1	3	30/21
5/2	UCLA	ND	1.1	1	0	0	0	1	22/13
5/9	USC	ND	0.2	2	1	1	0	1	24/15
5/16	Arizona State	ND	2.0	0	0	0	0	0	20/13
5/21	Arizona	ND	1.0	3	4	4	2	0	36/21
5/28	Stanford	ND	1.0	1	0	0	0	0	13/10
6/4	Dallas Baptist	ND	1.2	0	0	0	0	3	24/15
6/6	TCU	S	1.0	0	0	0	0	3	13/9
6/6	Dallas Baptist	W	0.1	1	0	0	0	0	4/2

#31 Jack Washburn

Date	Opponent	W-L-S	IP	H	R	ER	BB	SO	NP/S
2/19	Kansas State	ND	0.1	0	0	0	0	1	3/3
2/21	Gonzaga	W	1.2	0	0	0	0	0	20/10
2/25	Grand Canyon	ND	1.0	0	0	0	1	2	22/11
3/6	BYU	ND	1.0	2	2	2	0	2	19/11
3/13	Oregon	ND	3.0	1	0	0	0	4	45/34
3/20	Washington State	W	3.0	0	0	0	0	3	30/23
3/24	Santa Clara *	W	3.0	0	0	0	2	7	53/30
4/1	Utah *	ND	3.2	3	2	2	3	5	69/41
4/6	Gonzaga *	ND	3.0	2	0	0	0	4	47/34
4/11	Oregon	ND	2.1	1	2	2	2	4	44/24
4/17	California	ND	1.0	0	0	0	0	1	11/6
4/23	UC Irvine	ND	1.0	1	1	0	0	1	10/7
4/25	UC Irvine	ND	1.1	3	2	2	2	2	44/24
4/30	UCLA	L	1.1	2	1	1	2	1	24/14
5/7	USC	ND	1.2	2	0	0	0	0	27/19
5/16	Arizona State	ND	1.0	1	0	0	1	1	17/9
5/18	Portland *	ND	1.0	1	1	1	1	0	14/7
5/21	Arizona	L	1.2	0	2	2	3	3	33/18
6/5	McNeese	ND	0.2	1	0	0	1	1	13/6
6/6	TCU	ND	0.1	0	0	0	1	0	8/4
6/7	Dallas Baptist *	ND	2.0	2	0	0	2	1	42/22

#51 Chase Watkins

Date	Opponent	W-L-S	IP	H	R	ER	BB	SO	NP/S
2/19	Kansas State	ND	1.0	0	0	0	0	1	9/8
2/22	New Mexico	ND	1.0	0	0	0	0	0	10/6
2/25	Grand Canyon	ND	1.0	0	0	0	0	1	13/11
2/27	Grand Canyon	ND	0.2	0	0	0	0	0	6/6
3/5	BYU	ND	1.1	0	0	0	1	3	22/14
3/14	Oregon	ND	1.0	1	1	1	0	0	18/13
3/21	Washington State	ND	1.0	3	4	3	2	2	38/25
3/26	Washington	ND	1.0	0	0	0	0	1	12/9
4/1	Utah	ND	2.0	0	0	0	2	2	25/14
4/3	Utah	ND	1.0	0	0	0	0	2	11/9
4/9	Oregon	L	0.1	2	3	3	1	1	11/8
4/16	California	ND	1.1	0	0	0	0	2	15/9
4/18	California	W	2.1	1	0	0	0	3	24/18
4/23	UC Irvine	ND	1.0	1	0	0	1	2	16/9
4/24	UC Irvine	L	1.2	2	2	2	0	3	25/17
4/28	LMU	ND	1.0	1	0	0	0	2	14/13
5/1	UCLA	ND	1.1	1	1	1	2	2	32/18
5/7	USC	W	0.1	0	0	0	0	0	1/1
5/9	USC	L	0.2	1	3	3	2	1	25/12
5/16	Arizona State	ND	1.0	1	0	0	1	0	14/7
5/18	Portland	ND	1.0	1	0	0	0	1	9/7
5/23	Arizona	L	2.0	4	2	2	1	3	43/27
5/28	Stanford	ND	0.1	2	2	2	0	0	12/8
6/5	McNeese	W	3.0	1	1	0	0	3	41/28
6/7	Dallas Baptist	ND	3.0	0	0	0	2	3	44/25

Oregon State Starters

Pitcher	Last Start	GS	QS	IP/GS	OSU Run Support	OSU Rec.
#23-Abel	6/4 vs. DBU (L)	16	5	5.0	4.9	7-9
#21-Frisch	4/11 vs. Oregon (ND)	6	0	4.0	7.7	4-2
#26-Hjerpe	6/5 vs. McNeese (ND)	16	5	4.2	5.2	8-8
#19-Lattery	4/28 vs. LMU (ND)	1	0	2.0	8.0	1-0
#22-Pfennigs	6/6 vs. TCU (ND)	13	2	4.2	7.2	10-3
#16-Sebby	4/20 vs. Portland (ND)	2	0	2.2	9.0	2-0
#43-Townsend	6/6 vs. DBU (ND)	2	0	4.1	6.5	2-0
#31-Washburn	6/7 vs. DBU (ND)	5	0	2.2	4.4	2-3

Note: Stats are for starts only

Oregon State Bullpen

Reliever	LAST APP	SV/OPP	FBF/R	IR/Sc
#24-Burns	6/7 vs. DBU (ND)	1/1	18/9	8/4
#21-Frisch	6/6 vs. DBU (ND)	0/0	14/11	12/3
#26-Hjerpe	6/7 vs. DBU (ND)	0/0	1/1	2/0
#52-Hunter	5/18 vs. Portland (ND)	0/0	9/6	3/3
#45-Keyes	4/28 vs. LMU (W)	0/0	2/2	0/0
#19-Lattery	4/5 vs. Gonzaga (ND)	0/0	4/3	0/0
#53-Lawson	5/21 vs. Arizona (ND)	0/0	7/4	0/0
#38-Mulholland	6/7 vs. DBU (ND)	13/17	29/21	15/2
#25-Mundt	6/7 vs. DBU (L)	2/3	23/16	19/9
#37-Salgado	6/7 vs. DBU (ND)	0/0	23/13	12/6
#16-Sebby	4/28 vs. LMU (ND)	0/0	10/8	3/0
#55-Thorsteinson	4/28 vs. LMU (ND)	0/0	1/0	0/0
#43-Townsend	5/18 vs. Portland (ND)	1/1	10/7	3/2
#32-Verburg	6/6 vs. DBU (W)	2/3	18/10	19/10
#31-Washburn	6/6 vs. TCU (ND)	0/1	17/10	12/5
#51-Watkins	6/7 vs. DBU (ND)	0/1	25/18	12/2

Note: Relief appearances only

Team Pitching

	W-L	ERA	IP	H	R	ER	BB	SO
Overall	37-24	3.48	546.1	427	250	211	242	611
Starters	14-11	3.44	269.2	205	128	103	126	316
Relievers	23-13	3.51	276.2	222	122	108	116	295
Home	17-9	3.96	234.0	195	112	103	102	264
Road	15-12	3.37	240.1	177	105	90	103	272
Neutral	5-3	3.55	71.0	55	33	28	37	75
February	7-1	1.62	72.0	47	15	13	22	74
March	11-4	2.73	135.0	95	48	41	53	176
April	10-8	3.63	166.0	129	84	67	79	193
May	6-9	4.87	129.1	122	78	70	56	113
June	3-2	4.09	44.0	32	25	20	34	55

Oregon State Starters By Month

Month	W-L	ERA	IP	H	R	ER	BB	SO
February	4-1	2.01	40.1	27	10	9	12	43
March	5-3	3.03	65.1	51	24	22	30	92
April	1-2	3.30	68.0	46	36	25	39	86
May	4-4	4.44	77.0	68	46	38	25	73
June	0-1	4.26	19.0	15	12	9	20	22

Oregon State Starters By Location

Month	W-L	ERA	IP	H	R	ER	BB	SO
Home	4-4	3.36	123.1	97	60	46	58	139
Road	8-5	3.20	123.0	81	50	43	50	138
Neutral	2-2	4.05	33.1	29	87	15	20	39

Oregon State Bullpen By Month

Month	W-L	ERA	SV/OPP	IP	H	R	ER	BB	SO
February	3-0	1.14	4/4	31.2	20	5	4	10	31
March	6-1	2.45	5/5	69.2	44	24	19	23	84
April	9-6	3.86	6/9	98.0	79	48	42	40	110
May	2-5	5.51	4/6	52.1	55	32	32	29	40
June	3-1	0.94	1/3	25.0	17	13	11	14	33

Oregon State Bullpen By Location

Location	W-L	ERA	SV/OPP	IP	H	R	ER	BB	SO
Home	13-5	3.51	10/11	120.2	98	52	47	46	125
Road	7-7	3.85	7/11	116.1	95	55	48	53	133
Neutral	3-1	3.11	2/5	37.2	26	15	13	17	36

Oregon State Staff By Series/Opponent

Opponent	W-L	ERA	IP	H	R	ER	BB	SO
Surprise	3-1	2.25	36.0	26	10	9	10	35
Grand Canyon	4-0	1.00	36.0	21	5	4	12	39
BYU	3-0	1.67	27.0	13	6	5	16	37
Oregon	1-5	4.02	53.2	42	25	24	23	62
Washington St.	2-1	4.00	27.0	29	16	14	14	29
Santa Clara	1-1	3.00	18.0	15	10	6	7	26
Washington	3-0	1.33	27.0	8	4	4	8	33
Portland	2-1	3.81	26.0	21	11	11	5	32
Utah	2-1	2.33	27.0	17	11	7	17	32
Gonzaga	2-1	3.00	27.0	31	12	9	5	21
California	3-0	4.50	27.0	18	12	12	9	28
UC Irvine	1-2	6.00	30.0	30	23	20	15	38
LMU	2-0	1.00	18.0	14	7	2	5	24
UCLA	1-2	2.73	26.1	17	11	8	17	33
USC	2-1	3.67	27.0	27	16	11	9	16
Arizona State	1-2	8.20	26.1	30	24	24	13	21
Arizona	1-2	6.33	27.0	23	19	19	16	34
Stanford	1-2	2.16	25.0	21	7	6	8	18
Fort Worth Reg.	3-2	4.09	44.0	32	25	20	34	55

	CONFERENCE				OVERALL				VS OSU
	W	L	T	PCT	W	L	T	PCT	W-L
Arizona * & #	21	9	0	.700	45	18	0	.714	2-1
Oregon *	20	10	0	.667	39	16	0	.709	5-1
Stanford * & #	17	10	0	.629	39	17	0	.696	2-1
UCLA *	18	12	0	.600	37	20	0	.649	2-1
Oregon State *	16	14	0	.533	37	24	0	.607	-
Arizona State *	16	14	0	.533	33	22	0	.600	2-1
California	15	15	0	.500	29	26	0	.527	0-3
Washington State	13	17	0	.433	26	23	0	.531	1-2
USC	13	17	0	.433	25	26	0	.490	1-2
Utah	7	23	0	.233	17	33	0	.340	1-2
Washington	6	21	0	.222	20	30	0	.400	0-3



* - Regional Club ; & - Super Regional Club ; # - College World Series Club

2021 All-Pac-12 Team

Player of the Year: Aaron Zavala, Oregon
Pitcher of the Year: Brendan Beck, Stanford
Freshman of the Year: Daniel Susac, Arizona
Defensive Player of the Year: Drew Swift, Arizona State
Coach of the Year: Jay Johnson, Arizona

Name	School	Position	Year	Hometown
Robert Ahlstrom	Oregon	LFP	Jr.	Eugene, Ore.
Darren Baker	California	IF	Sr.	Granite Bay, Calif.
Dylan Beavers	California	OF	So.	Paso Robles, Calif.
Brendan Beck	Stanford	RHP	Sr.	Corona, Calif.
Jacob Berry	Arizona	3B	Fr.	Queen Creek, Ariz.
Nick Brueser	Stanford	IF	Sr.	Chandler, Ariz.
Branden Boissiere	Arizona	OF/1B	So.	Riverside, Calif.
Noah Cardenas	UCLA	C	Jr.	Saugus, Calif.
Troy Claunch	Oregon State	C	Jr.	Vacaville, Calif.
Adrian Chaidez	UCLA	RHP	Sr.	South Gate, Calif.
Will Frisch	Oregon State	RHP	Fr.	Stillwater, Minn.
Garret Guillemette	USC	C	Jr.	Yorba Linda, Calif.
Zach Grech	Stanford	RHP	Sr.	Las Vegas, Nev.
Brock Jones	Stanford	OF	So.	Fresno, Calif.
Ethan Long	Arizona State	RHP/IF	Fr.	Gilbert, Ariz.
Kyle Manzardo	Washington State	IF	Jr.	Coeur d'Alene
Gabe Matthews	Oregon	IF	Sr.	Salem, Ore.
Matt McClain	UCLA	IF	Jr.	Tustin, Calif.
Jake Mulholland	Oregon State	LHP	Sr.	Snohomish, Wash.
Sean Mullen	UCLA	RHP	Jr.	Bakersfield, Calif.
Tristan Peterson	Washington State	1B/C	Gs.	Tucson, Ariz.
Ben Ramirez	USC	IF	R-Jr.	Chula Vista, Calif.
Max Rajcic	UCLA	RHP	Fr.	Fullerton, Calif.
Quentin Selma	California	IF	Sr.	Clovis, Calif.
JT Schwartz	UCLA	IF	R-So.	Newport Beach, Calif.
Chase Silseth	Arizona	RHP	So.	Farmington, N.M.
Kolby Somers	Oregon	LHP	Jr.	Hillsboro, Ore.
Daniel Susac	Arizona	C	Fr.	Roseville, Calif.
Drew Swift	Arizona State	IF	R-Jr.	Chandler, Ariz.
Donta Williams	Arizona	OF	Jr.	Las Vegas, Nev.
Kenyon Yovan	Oregon	RHP/IF	R-Jr.	Beaverton, Ore.
Aaron Zavala	Oregon	OF/3B	So.	Keizer, Ore.

Honorable Mention: Kevin Abel, OSU; Nate Baez, ASU; Jesse Bergin, UCLA Branden Boissiere, ARIZ; Joey Dixon, STAN; **Garret Forrester, OSU;** Ryan Holgate, ARIZ; Cullen Kafka, ORE; Kobe Kato, ARIZ; Josh Kasevich, ORE; Kevin Kendall, UCLA Jayden Kiernan, UTAH; Quentin Longrie, USC; Vincent Martinez, STAN; Sean McLain, ASU; Jake Meyer, WSU; **Jacob Melton, OSU;** Jacob Palisch, STAN; Christian Robinson, STAN; **Bryant Salgado, OSU;** Tanner Smith, ORE; Sean Sullivan, CAL; Vince Vannelle, ARIZ; Ian Villers, CAL; Josh White, CAL.

All-Defensive Team	School	Position	Year	Hometown
Robert Ahlstrom	Oregon	LHP	Jr.	Eugene, Ore.
Darren Baker	California	IF	Sr.	Granite Bay, Calif.
Hunter Haas	Arizona State	IF	Fr.	Phoenix, Ariz.
Joe Lampe	Arizona State	OF	R-Fr.	Petaluma, Calif.
Gabe Matthews	Oregon	IF	Sr.	Salem, Ore.
Daniel Susac	Arizona	C	Fr.	Roseville, Calif.
Drew Swift	Arizona State	IF	R-Jr.	Chandler, Ariz.
Braiden Ward	Washington	OF/IF	R-Jr.	Merced, Calif.
Donta Williams	Arizona	OF	Jr.	Las Vegas, Nev.

2021 Pac-12 Weekly Honors

Players Of The Week

Feb. 24 - Ryan Ober, Oregon State
 March 2 - Branden Boissiere, Arizona
 March 9 - Kenyon Yovan, Oregon
 March 16 - Dylan Beavers, California
 March 23 - John Thomas, USC
 March 30 - Daniel Susac, Arizona
April 6 - Jacob Melton, Oregon State
 April 13 - Gabe Matthews, Oregon
 April 19 - Kevin Kendall, UCLA
 April 26 - Ethan Long, Arizona State
 May 3 - Ethan Long, Arizona State
 May 10 - Kyle Manzardo, Washington State
 May 17 - Ethan Long, Arizona State
 May 24 - Cole Elvis, California
 June 1 - Tony Bullard, Stanford

Pitchers Of The Week

Feb. 24 - Jesse Bergin, UCLA
March 2 - Kevin Abel, Oregon State
 March 9 - Zane Mills, Washington State
 March 16 - Robert Ahlstrom, Oregon
 March 23 - Cullen Kafka, Oregon
March 30 - Kevin Abel, Oregon State
 April 6 - Chandler Murphy, Arizona
 April 13 - Robert Ahlstrom, Oregon
 April 19 - Zach Pettway, UCLA
 April 26 - Zane Mills, Washington State
 May 3 - Chase Silseth, Arizona
 May 10 - Robert Ahlstrom, Oregon
 May 17 - Brendan Beck, Stanford
May 24 - Cooper Hjerpe, Oregon State
 June 1 - Brendan Beck, Stanford

Individual hitting

Batting Average

Season 423, Randy Duke, 1987
Career379, Jay Dean, 1952-55

At Bats

Game 9, Mel Cuckovich
1972 vs. Washington
Doug Miller, 1972 vs. Washington
Season 278, Darwin Barney, 2007
Career 765, Darwin Barney, 2005-07

Runs

Game 6, Bobby Buob, 1954 vs. Wash.
Jim Ruggles, 1954 vs. Wash.
Ken Bowen, 1985 vs. Chico State
Season 83, Cole Gillespie, 2006
Career 168, Jacoby Ellsbury, 2003-05

Hits

Game 5, multiple times
Season 102, Adley Rutschman, 2018
Career 238, Darwin Barney, 2005-07

Doubles

Game 3, multiple times
Season 25, Cole Gillespie, 2006
Career 49, Chris Biles, 2000-2003

Triples

Game 2, multiple times
Season 7, Abino Vazquez, 1997
Career 13, Todd Thomas, 1980-83

Home Runs

Game 3, Andy Jarvis, 2001 vs. Wash. St.
..... 3, Jacob Melton, 2021 vs. Utah
Season 21, Jim Wilson, 1982
Career 34, Joe Gerber, 1997-2000
34, Andy Jarvis, 2000-2003

Runs Batted In

Game .. 9, Ken Bowen, 1985 vs. Chico State
Season 83, Adley Rutschman, 2018
Career 179, Michael Conforto, 2012-14

Total Bases

Game 14, Jim Wilson
1982 vs. Washington State.
Season 167, Trevor Larnach, 2018
Career 382, Andy Jarvis, 2000-03

Slugging Percentage

Season829, Jim Wilson, 1982
Career640, Jim Wilson, 1980-82

Stolen Bases

Game 4, Steve Lyons, 1979 vs. Ore. Tech
David Anderson, 1991 vs. Willamette
Season 29, Dave Brundage, 1986
Career 62, Todd Thomas, 1980-83

Walks

Game 5, Bob Beall, 1970 vs. UCLA
Jake Rodriguez, 2013 vs. Bryant
Season 76, Adley Rutschman, 2019
Career 156, Adley Rutschman, 2017-19

Strikeouts

Game 5, Zach Gordon
2001 vs. San Diego State
Season 66, Trevor Larnach, 2018
Career 151, Ryan Lipe, 1995-98

Hit By Pitch

Game 3, multiple times
Season 14, Curtis Davis, 2001
14, Cole Gillespie, 2006
Career 30, Ryan Lipe, 1995-98
30, Jacoby Ellsbury, 2003-05

Individual pitching

Wins

Season 16, Luke Heimlich, 2018
Career 36, Ben Wetzler, 2011-14 (36-7)
36, Luke Heimlich, 2015-18 (36-13)

Losses

Season 9, B.R. Cook, 1999 (6-9)
9, Thad Johnson, 2001 (6-9)
Career .. 18, Mason Smith, 1991-94 (22-18)

Winning Percentage

Season 1.000, Mark Newell, 1997 (8-0)
Career917, Leon Criner, 1959-61 (11-1)

Saves

Season 20, Kevin Gunderson, 2006
Career 43, Jake Mulholland, 2017-21

Earned Run Average

Season 0.76, Luke Heimlich, 2017
Career 1.79, Cecil Ira, 1961-63

Strikeouts

Game .. 17, Mason Smith, 1994 vs. Portland
Season 159, Luke Heimlich, 2018
Career 385, Luke Heimlich, 2015-18



Walks

Season 62, Jeff Reece, 1983
Career 160, John Sipple, 1985-88

Hits

Season 137, Scott Nicholson, 2001
Career 348, Mike Gorman, 1979-82

Innings Pitched

Game 16.0, Greg Jurgenson
1972 vs. Washington
Season 136.2, Jonah Nickerson, 2006
Career 387.0, Luke Heimlich, 2015-18

Complete Games

Season 12, Cecil Ira, 1962
Career 28, Cecil Ira, 1961-63

Shutouts

Season 5, Cecil Ira, 1963
Career 10, Cecil Ira, 1961-63

Runs Allowed

Season 90, Mark Newell, 1999
Career .. 229, Stephen Copeland, 2000-03

Wild Pitches

Season 16, Kevin Abel, 2021
Career 28, Kevin Hooker, 1991-95

Hit Batters

Season 32, Dallas Buck, 2005
Career 74, Dallas Buck, 2004-06

Longest Stretch, No Walks

Career 177, Ken Noble

Individual fielding

Errors

Game 4, multiple times
Season 30, Dave Backen, 1978
Career 62, Ken Bowen, 1984-87

Team hitting

Batting Average

Season327, 1997

At Bats

Game 74, 1972 vs. Washington
Season 2,345, 2018

Runs

Game 36, 1985 vs. Chico State (36-12)
Season 518, 2018

Hits

Game 27, 1954 vs. Washington
Season 753, 2018

Doubles

Game.....10, 1979 vs. Puget Sound
10, 2003 vs. Portland
 Season 151, 2018

Triples

Game.....4, 1980 vs. Western Oregon
4, 1994 vs. Maine
1997 vs. Portland State
 Season 32, 2016

Home Runs

Game.....7, 2000 vs. Portland
7, 2001 vs. Washington
7, 2015 vs. Portland
 Season67, 2018

Runs Batted In

Game.....34, 1985 vs. Chico State
 Season480, 2018

Total Bases

Season1,145, 2018

Slugging Percentage

Season497, 1997

Stolen Bases

Game.....10, many times
 Season 101, 1986

Walks

Game.....22, 1985 vs. Chico State
 Season337, 1998

Strikeouts

Game.....20, 2019 vs. Nevada
 Season 512, 2021

Hit By Pitch

Season80, 1997

Hit Into Double Plays

Season 55, 2006, 2018

Team pitching

Wins

Season 56, 2017 (56-6)

Losses

Season 35, 1999 (19-35)

Saves

Season25, 2018

Earned Run Average

Season1.93, 2017

Strikeouts

Game.....23, 2019 vs. Washington State
 Season 611, 2021

Walks

Season 254, 1992

Hits

Season608, 1999

Innings Pitched

Game..... 20.0, 1972 vs. Washington
 Season 6071, 2018

Complete Games

Season 24, 1994

Shutouts

Season 15, 2014

Runs Allowed

Game..... 26, 1973 vs. Wash. State (6-26)
 Season 446, 1999

Wild Pitches

Season66, 1999

Hit Batters

Season 83, 2021

Team fielding

Errors

Season101, 1977

Double Plays

Season 68, 1987

Fielding Percentage

Season982, 2021

Miscellaneous

Longest Hitting Streak.....31 games
 Jeff Brauning, 1989

Most Consecutive Shutout IP
 45, Ken Forsch, 1968

Most Consecutive Wins: 14,
 Scott Christman, 1993
 Jake Thompson, 2017

Longest Game20 innings, 1972
 vs. Washington; Washington 2, OSU 1

Most Runs, Both Teams 48, 1985
 vs. Chico State; OSU 36, Chico State 12

Most Home Runs, One Inning, Team 4,
 1966 vs. Oregon, 2003 vs. California
 Most Runs, One Inning, Team.....
 16 (1st inning), 1997 vs. Portland

Longest Winning Streak, Team 23 games,
 2017

Longest Losing Streak, Team 9 games,
 1966

Most Wins, Regular Season..... 49, 2017

Largest Margin Of Victory.....30 runs,
 OSU 33, Portland 3, 1997.

Largest Margin of Defeat.....20 runs.

Washington State 26, OSU 6, 1973
 Largest Goss Stadium Crowd 4,600
 June 7, 1952

Largest post-1999 renovation crowd
 4,205, June 9, 2018

Largest Crowd, Any Site30,335,
 June 21, 2006

Pac-12 records

Runs Batted In

Team, Game..... 34
 1985 vs. Chico State

Doubles

Team, Game.....10, 1979 vs. Puget Sound
 10, 2003 vs. Portland

Home Runs

Team, Inning..... 4, 1966 vs. Oregon
 2003 vs. California

Walks

Individual, Game 5, Bob Beall
 1970 vs. UCLA
 5, Jake Rodriguez, 2013 vs. Bryant

Shutouts

Individual, Season.....5, Cecil Ira, 1963
 Individual, Career 10, Cecil Ira, 1961-63

Longest Game 20 innings
 1972 vs. Washington

NCAA Leaders

Walks

Individual Adley Rutschman, 76, 2019

Stolen Bases

Individual, Per Game .Kim Bradshaw, 1959
 0.93 (26 stolen bases in 28 games)

ERA

Individual Ben Wetzler, 0.78, 2014
 Luke Heimlich, 0.76. 2017
 Team1.93, 2017

Wins

Individual Jake Thompson, 14, 2017
 IndividualLuke Heimlich, 16, 2018
 Team 56, 2017

Saves

IndividualKevin Gunderson, 2006, 20

Double Plays

Team, Per Game.....1987, 1.48
 (68 double plays in 48 games)

Batting average
 (minimum 260 at-bats)

1. Jay Dean, 1952-55 379
2. A.J. Marquardt, 1993-94 373
3. Jacoby Ellsbury, 2003-05 365
4. Joe Gerber, 1997-2000 362
 Brian Barden, 2000-02 362
6. Nick Madrigal, 2016-18 361
7. Ben Bertrand, 1996-98 358
8. Dan Cunningham, 1971-73 354
9. Chris Biles, 2000-03 353
10. Adley Rutschman, 2017-19 352

At-bats

1. Darwin Barney, 2006-07 765
2. Andy Jarvis, 2000-03 725
3. Kavin Keyes, 2011-14 723
4. Tyler Smith, 2010-13 696
5. Michael Conforto, 2012-14 668
7. Dylan Davis, 2012-14 660
6. Shea McFeely, 2004-06 653
8. Jon Yonemitsu, 1990-93 648
9. Jacoby Ellsbury, 2003-05 646
10. Adley Rutschman, 2017-19 644

Hits

1. Darwin Barney, 2005-07 238
2. Jacoby Ellsbury, 2003-05 236
3. Andy Jarvis, 2000-03 232
4. Brian Barden, 2000-02 231
5. Michael Conforto, 2012-14 227
 Adley Rutschman, 2017-19 227
7. Nick Madrigal, 2016-18 221
8. Kavin Keyes, 2011-14 212
9. Ken Bowen, 1984-87 206
10. Tyler Smith, 2010-13 203

Runs

1. Jacoby Ellsbury, 2003-05 168
2. Darwin Barney, 2005-07 152
3. Adley Rutschman, 2017-19 151
4. Ken Bowen, 1984-87 150
5. Todd Thomas, 1980-83 148
 Brian Barden, 2000-02 148
7. Michael Conforto, 2012-14 145
8. Shea McFeely, 2004-06 142
9. Andy Jarvis, 2000-03 141
10. Drew Hedges, 1997-2000 139

Doubles

1. Chris Biles, 2000-03 49
2. Dylan Davis, 2012-14 48
3. Danny Hayes, 2010-13 45
4. Joe Gerber, 1997-2000 44
 Michael Conforto, 2012-14 44
6. Josh Carter, 1999-2001 42
 Andy Jarvis, 2000-03 42
8. Darwin Barney, 2005-07 40
 Nick Madrigal, 2016-18 40
10. Brian Barden, 2000-02 39
 KJ Harrison, 2015-17 39
 Adley Rutschman, 2017-19 39
 Andy Armstrong, 2017-21 39

Triples

1. Todd Thomas, 1980-83 13
2. Trevor Morrison, 2014-16 12
3. Cadyn Grenier, 2016-18 11
 Nick Madrigal, 2016-18 11
5. Chuck Fisk, 1952-55 10
 Seth Pietsch, 2001-03 10
 Jeff Hendrix, 2013-15 10
8. Jeff Doyle, 1975-77 9
 Eric Stark, 1998-2001 9
 Aaron Mathews, 2002-04 9
 Steven Kwan, 2016-18 9



Home runs

1. Joe Gerber, 1997-2000 34
 Andy Jarvis, 2000-03 34
3. Michael Conforto, 2012-14 31
4. KJ Harrison, 2015-17 29
5. Al Hunsinger, 1980-81 28
 Adley Rutschman, 2017-19 28
7. Bob McNair, 1978-80 27
 Jim Wilson, 1980-82 27
9. Matt Baillie, 1995-98 25
 Brian Barden, 2000-02 25
 Mitch Canham, 2004-07 25

Runs batted in

1. Michael Conforto, 2012-14 179
2. Adley Rutschman, 2017-19 174
3. Andy Jarvis, 2000-03 173
4. Joe Gerber, 1997-2000 169
5. Dylan Davis, 2012-14 155
6. Brian Barden, 2000-02 154
7. Mitch Canham, 2004-07 152
8. KJ Harrison, 2015-17 150
9. Matt Baillie, 1995-98 144
10. Darwin Barney, 2005-07 136

Walks

1. Adley Rutschman, 2017-19 156
2. Ken Bowen, 1984-87 120
 Danny Hayes, 2010-13 120
 Michael Conforto, 2012-14 120
5. Mickey Riley, 1980-83 118
6. Rich Dodge, 1974-77 111
7. Shea McFeely, 2004-06 107
8. Matt Baillie, 1995-98 106
9. Dave Backen, 1978-81 103
10. Joe Gerber, 1997-2000 102

Total bases

1. Andy Jarvis, 2000-03 382
2. Michael Conforto, 2012-14 372
3. Adley Rutschman, 2017-19 358
4. Brian Barden, 2000-02 355
5. Joe Gerber, 1997-2000 347
6. Jacoby Ellsbury, 2003-05 337
7. KJ Harrison, 2015-17 329
8. Chris Biles, 2000-03 318
9. Mitch Canham, 2004-07 316
10. Darwin Barney, 2005-07 311

Slugging percentage
 (minimum 260 at-bats)

1. Jim Wilson, 1980-82 640
2. Al Hunsinger, 1980-81 639
3. Ben Bertrand, 1996-98 631
4. Joe Gerber, 1997-2000 625
5. Cole Gillespie, 2004-06 579
6. A.J. Marquardt, 1993-94 578
7. Chris Wakeland, 1995-96 569
8. Chris Biles, 2000-03 564
9. Adley Rutschman, 2017-19 561
10. Michael Conforto, 2012-14 557

Stolen bases

1. Todd Thomas, 1980-83 62
2. Jacoby Ellsbury, 2003-05 60
3. Jeff Doyle, 1975-77 54
4. Steve Lyons, 1979-81 46
5. Kim Bradshaw, 1957-59 44
6. Steve Smith, 1981-83 41
7. Rich Dodge, 1974-77 40
8. R.A. Neitzel, 1988-90 39
 Tyler Graham, 2003-06 39
 Nick Madrigal, 2016-18 39

Wins

1. Ben Wetzler, 2011-14 36
 Luke Heimlich, 2015-18 36
3. Bryce Fehmel, 2016-19 33
4. Ken Noble, 1975-78 30
5. Mike Gorman, 1979-82 28
 John Sipple, 1984-88 28
 Jeff Post, 1989-92 28
- Dallas Buck, 2004-06 28
9. Cecil Ira, 1961-63 27
 Andrew Moore, 2013-15 27

Winning percentage
 (minimum 10 wins)

1. Daniel Turpen, 2005-07 933 (14-1)
2. Leon Criner, 1959-61 917 (11-1)
3. Ben Wetzler, 2011-14 837 (36-7)
4. Matt Boyd, 2010-12 815 (22-5)
5. Sam Tweedt, 2015, 17-19 813 (13-3)
6. Bryce Fehmel, 2016-19 805 (33-8)
7. Brandon Eisert, 2017-19 783 (18-5)
8. Andrew Checketts, 1996-98 774 (24-7)
9. Mike Thurman, 1991-94 773 (17-5)
10. Jeff Reece, 1981-83 769 (20-6)
 Kyle Dunning, 1980-81 769 (10-3)

Saves

1. Jake Mulholland, 2017-21 43
2. Kevin Gunderson, 2004-06 37
3. Kevin Rhoderick, 2008-10 25
4. Tony Bryant, 2010-13 22
 Max Engelbrekt, 2013-17 22
6. Scott Schultz, 2011-14 18
7. Jared Sanders, 2002-04 12
 Eddie Kunz, 2005-07 12
 Mitch Hickey, 2015-17 12
10. Mike Boire, 1996-98 11

Earned run average
 (minimum 120 innings pitched)

1. Cecil Ira, 1961-63 1.79
2. Steve Clark, 1962-64 1.92
3. Andrew Moore, 2013-15 2.10
4. Ken Forsch, 1967-68 2.12
5. Matt Boyd, 2010-12 2.13
6. Scott Anderson, 1981-84 2.15
7. Jace Fry, 2012-14 2.16
8. Brandon Eisert, 2017-19 2.28
9. Scott Schultz, 2011-14 2.42
10. Luke Heimlich, 2015-18 2.49

Strikeouts

1. Luke Heimlich, 2015-18 385
2. Jonah Nickerson, 2004-06 299
3. Ben Wetzler, 2011-14 291
4. Mike Stutes, 2006-08 287
5. Dallas Buck, 2004-06 272
6. Mason Smith, 1991-94 267
7. John Sipple, 1984-88 263
8. Scott Anderson, 1981-84 258
9. Andrew Moore, 2013-15 251
10. Scott Christman, 1991-93 249

Innings pitched


1. Luke Heimlich, 2015-18 387.0
2. Ben Wetzler, 2011-14 369.1
3. Bryce Fehmel, 2016-19 362.1
4. Ken Noble, 1975-78 348.2
5. Andrew Moore, 2013-15 347.2
6. Mike Gorman, 1979-82 337.2
7. Mason Smith, 1991-94 330.2
8. Dallas Buck, 2004-06 326.2
9. Scott Anderson, 1981-84 325.2
10. Jeff Otis, 1986-90 306.0

Complete games

1. Cecil Ira, 1961-63 28
2. Mason Smith, 1991-94 22
3. Norb Wellman, 1952-54 21
4. Scott Anderson, 1981-84 19
5. Ken Noble, 1975-78 18
 John Sipple, 1984-88 18
7. Mike Gorman, 1979-82 17
8. Gail Meier, 1973-76 16
9. Scott Nicholson, 2000-01 15
10. Jeff Otis, 1986-89 14
 Scott Christman, 1991-93 14

Shutouts

1. Cecil Ira, 1961-63 10
2. John Sipple, 1984-88 7
3. Jeff Post, 1989-92 5
 Jace Fry, 2012-14 5
 Andrew Moore, 2013-14 5
6. Ken Noble, 1975-78 4
 Scott Christman, 1991-93 4
 Mason Smith, 1991-94 4
- Ben Wetzler, 2011-14 4
- Bill Oerding, 1959-61 3
 Jeff Otis, 1986-89 3
 Mike Thurman, 1992-94 3
 Scott Nicholson, 2000-01 3
 Sam Gaviglio, 2009-11 3
 Matt Boyd, 2010-13 3
 Bryce Fehmel, 2016-19 3



Batting average
 (minimum 120 at-bats)

1. Randy Duke, 1987423
2. Dwane Helbig, 1952..... 411
- Adley Rutschman, 2019..... 411
4. Adley Rutschman, 2018.....408
5. Jacoby Ellsbury, 2005406
6. Dan Cunningham, 1971.....405
7. Ken Bowen, 1987404
8. Jason Stranberg, 1997.....397
9. Chris Biles, 2001.....395
10. Curtis Davis, 2001.....390

At-bats

1. Darwin Barney, 2007 278
2. Cadyn Grenier, 2018..... 273
3. Michael Gretler, 2018.....262
4. Darwin Barney, 2006.....261
5. Shea McFeely, 2006260
6. Dylan Davis, 2013..... 257
7. Steven Kwan, 2018256
- Trevor Larnach, 2018.....256
9. Adley Rutschman, 2018.....250
10. Michael Conforto, 2013..... 247

Hits

1. Adley Rutschman, 2018.....102
2. Jacoby Ellsbury, 200599
3. Steven Kwan, 201891
4. Nick Madrigal, 2017..... 90
5. Trevor Larnach, 2018.....89
6. Cole Gillespie, 200687
- Cadyn Grenier, 2018..... 87
8. Darwin Barney, 2006.....86
- Dylan Davis, 2013.....86
10. Darwin Barney, 200784

Runs

1. Cole Gillespie, 2006.....83
2. Trevor Larnach, 2018..... 72
3. Cadyn Grenier, 2018..... 70
4. Jason Stranberg, 1997.....67
5. Chris Hopkins, 2007 57
- Adley Rutschman, 2019..... 57
7. Jacoby Ellsbury, 200356
- Jacoby Ellsbury, 200456
- Jacoby Ellsbury, 200556
- Adley Rutschman, 2018.....56

Doubles

1. Cole Gillespie, 2006.....25
2. Seth Pietsch, 200224
- Tony Calderon, 200324
4. Chris Biles, 2003.....23
5. Bill Rowe, 2006.....22
- Dylan Davis, 2013..... 22
- Adley Rutschman, 2018.....22
8. Michael Gretler, 2018.....21
9. Darwin Barney, 200720
- Nick Madrigal, 201720

Triples

1. Abino Vazquez, 19977
2. Jeff Doyle, 1977.....6
- Todd Thomas, 1983.....6
- Seth Pietsch, 2002.....6
- Aaron Mathews, 20046
- Shea McFeely, 20066
- Cadyn Grenier, 20176
- Steven Kwan, 20186
9. 13 tied5



Home runs

1. Jim Wilson, 198221
2. Trevor Larnach, 2018.....19
3. Adley Rutschman, 2019.....17
4. Al Hunsinger, 1981.....15
5. Bob McNair, 198014
6. Al Hunsinger, 198013
- Joe Gerber, 199913
- Cole Gillespie, 200613
- Stefen Romero, 2010.....13
- Michael Conforto, 2012.....13

Runs batted in

1. Adley Rutschman, 2018.....83
2. Trevor Larnach, 2018..... 77
3. Michael Conforto, 2012.....76
4. Joe Gerber, 200067
5. Dylan Davis, 201464
6. Jim Wilson, 198262
- Rob Colley, 199862
8. Mike Lissman, 2007.....61
- Dylan Davis, 2013.....61
10. KJ Harrison, 2015..... 60

Walks

1. Adley Rutschman, 2019..... 76
2. Michael Conforto, 2014.....55
3. Adley Rutschman, 2018.....53
4. Steven Kwan, 201850
- Trevor Larnach, 2018..... 50
6. Rich Dodge, 197748
7. Ben Johnson, 1989.....47
8. Cole Gillespie, 200646
9. Jeff Doyle, 197645
10. Darwin Barney, 2006.....43

Total bases

1. Trevor Larnach, 2018167
2. Cole Gillespie, 2006163
3. Adley Rutschman, 2018.....157
4. Jacoby Ellsbury, 2005142
5. Adley Rutschman, 2019.....139
6. Seth Pietsch, 2003133
7. Michael Conforto, 2012.....131
8. Michael Conforto, 2013.....130
9. Dylan Davis, 2013.....129
10. Joe Gerber, 1999128

Slugging percentage
 (minimum 120 at-bats)

1. Jim Wilson, 1982829
2. Adley Rutschman, 2019.....751
3. Al Hunsinger, 1981.....717
4. Joe Gerber, 1998713
5. Cole Gillespie, 2006685
6. Joe Gerber, 1999670
7. Ken Bowen, 1987667
8. Bob McNair, 1980660
9. Trevor Larnach, 2018652
10. Ben Bertrand, 1997.....647

Stolen bases

1. Dave Brundage, 198629
2. Jeff Brauning, 198928
3. Kim Bradshaw, 195726
- Jeff Doyle, 197726
- Jacoby Ellsbury, 200526
6. Steve Lyons, 1980.....25
7. Jeff Doyle, 197624
8. Scott Hardin, 199423
9. Todd Thomas, 1983.....21
- Tyler Graham, 200521

Wins

1. Luke Heimlich, 201816 (16-3)
2. Scott Christman, 1993.....14 (14-1)
- Andrew Moore, 201314 (14-2)
- Jake Thompson, 201714 (14-1)
5. Dallas Buck, 200613 (13-4)
- Jonah Nickerson, 2006..13 (13-3)
7. Sam Gaviglio, 201112 (12-3)
- Mike Stutes, 200712 (12-4)
- Dallas Buck, 200512 (12-1)
- Ben Wetzler, 201412 (12-1)

Winning percentage
 (minimum 4 wins)

1. Mark Newell, 19971.000 (8-0)
2. Bill Oerding, 19601.000 (7-0)
- Jerry Johnson, 19701.000 (7-0)
4. Steve Clark, 19621.000 (6-0)
- Jason Bronson, 1997..1.000 (6-0)
6. Tom Hobbs, 19641.000 (5-0)
- Brandon Eisert, 2017 ..1.000 (5-0)
- Jake Pfennigs, 2021...1.000 (5-0)
9. Many players.....1.000 (4-0)

Saves

1. Kevin Gunderson, 2006.....20
2. Jake Mulholland, 201816
3. Kevin Gunderson, 2005.....14
4. Jake Mulholland, 202113
5. Eddie Kunz, 200712
- Kevin Rhoderick, 200812
- Tony Bryant, 201112
8. Mitch Hickey, 2015.....11
- Max Engelbrekt, 2016.....11
10. Scott Schultz, 201310

Earned run average
 (minimum 40 innings pitched)

1. Luke Heimlich, 20170.76
2. Ben Wetzler, 20140.78
3. Bill Oerding, 1960.....1.07
4. Jake Mulholland, 2017.....1.20
5. Cecil Ira, 19621.23
6. Ken Noble, 19761.26
7. Steve Clark, 19641.46
8. Tony Bryant, 20111.52
9. Jack Humphrey, 1967.....1.53
10. Matt Boyd, 2011.....1.57

Strikeouts

1. Luke Heimlich, 2018159
2. Jonah Nickerson, 2006131
3. Mike Stutes, 2007129
4. Luke Heimlich, 2017128
5. Matt Boyd, 2013122
6. Ken Forsch, 1968.....121
7. Scott Christman, 1993119
- Jake Thompson, 2017119
9. Dallas Buck, 2005118
10. Sam Gaviglio, 2011116

Innings pitched

1. Jonah Nickerson, 2006.....136.2
2. Mike Stutes, 2007132.2
- Matt Boyd, 2013132.2
4. Andrew Moore, 2013131.0
5. Scott Nicholson, 2001.....130.2
6. Joe Paterson, 2007129.2
- Luke Heimlich, 2018129.2
8. Dallas Buck, 2005129.0
9. Jake Thompson, 2017128.2
10. Dallas Buck, 2006128.1

Complete games

1. Cecil Ira, 196212
2. Scott Anderson, 1984.....11
- Cecil Ira, 196311
4. Mason Smith, 199410
- Mike Thurman, 199410
- Scott Nicholson, 200110
6. Scott Christman, 19939
- Ken Noble, 19769
- Rod Scheckla, 1988.....9
9. Norb Wellman, 1953.....8
- Steve Clark, 19648

Shutouts

1. Cecil Ira, 19635
2. John Sipple, 19884
- Scott Christman, 19934
- Jace Fry, 20144
5. Bill Oerding, 19603
- Cecil Ira, 19623
- Ken Noble, 19763
- Jeff Otis, 19873
- Scott Nicholson, 20013
- Matt Boyd, 20133
- Andrew Moore, 20133

2022 OREGON STATE BASEBALL CONFERENCE LEADERS

Twitter.com/BeaverBaseball
Instagram.com/BeaverBaseball
Facebook.com/OregonStateBaseball

Individual Season Leaders

Batting Average

Year	Player	Average
1949	Frank Roelandt	North .508
1955	Jay Dean	North .545
2005	Jacoby Ellsbury	Overall .406
2018	Adley Rutschman	Overall .408
2019	Adley Rutschman	Overall .411
2020	Kyler McMahan	Overall .439

Runs

Year	Player	Runs
2006	Cole Gillespie	Overall 83
2014	Michael Conforto	Overall 52
2018	Trevor Larnach	Overall 72

Hits

Year	Player	Hits
1986	Dave Brundage	North 74
1996	Ryan McDonald	North 71
2013	Dylan Davis	Overall 86
2018	Adley Rutschman	Overall 102

Runs Batted In

Year	Player	RBI
1981	Al Hunsinger	North 54
1982	Jim Wilson	North 62
2012	Michael Conforto	Overall 76
2013	Dylan Davis	Overall 61
2014	Dylan Davis	Overall 64
2015	KJ Harrison	Overall 60
2018	Adley Rutschman	Overall 83

Doubles

Year	Player	Doubles
1989	Jeff Brauning	North 18
1996	Chris Wakeland	North 17
2002	Seth Pietsch	Overall 22
2013	Dylan Davis	Overall 22

Triples

Year	Player	Triples
1992	David Anderson	North 5
1997	Abino Vazquez	North 7

Home Runs

Year	Player	Home Runs
1981	Al Hunsinger	North 15
1982	Jim Wilson	North 21
1993	Jim Champion	North 10
1996	David Schmidt	North 12
2012	Michael Conforto	Overall 13
2013	Michael Conforto	Overall 11

Stolen Bases

Year	Player	Stolen Bases
1981	Todd Thomas	North 17
1986	Dave Brundage	North 29
1989	Jeff Brauning	North 28
2017	Nick Madrigal	Overall 16

Walks

Year	Player	Walks
1982	Mickey Riley	North 36
2006	Cole Gillespie	Overall 46
2013	Michael Conforto	Overall 41
2014	Michael Conforto	Overall 55
2018	Adley Rutschman	Overall 53
2019	Adley Rutschman	Overall 76

Earned Run Average

Year	Player	ERA
1978	Pat Berry	North 2.25
1987	Jeff Otis	North 2.88
1988	John Sipple	North 1.82
1990	Jeff Post	North 1.96
1993	Scott Christman	North 2.20
1994	Mason Smith	North 2.40
1996	Chris Pine	North 2.77
1997	Mark Newell	North 2.12
1998	Andrew Checketts	North 3.77
2005	Dallas Buck	Overall 2.09
2014	Ben Wetzler	Overall 0.78
2017	Luke Heimlich	Overall 0.76

Wins

Year	Player	Wins
1980	Kyle Dunning	North 8
1983	Jeff Reece	North 11
1985	John Sipple	North 10
1987	Jeff Otis	North 9
1993	Scott Christman	North 14
1994	Mason Smith	North 11
1996	Eric Lovinger	North 9
1998	Andrew Checketts	North 11
2005	Dallas Buck	Overall 12
2006	Dallas Buck	Overall 13
	Jonah Nickerson	Overall 13
2013	Andrew Moore	Overall 14
2014	Ben Wetzler	Overall 12
2017	Jake Thompson	Overall 14
2018	Luke Heimlich	Overall 16

Saves

Year	Player	Saves
1979	Bob Flynn	North 3
1981	Jim Grove	North 3
1997	Mike Boire	North 8
2002	Jared Sanders	Overall 9
2005	Kevin Gunderson	Overall 14
2006	Kevin Gunderson	Overall 20
2011	Tony Bryant	Overall 12
2018	Jake Mulholland	Overall 16
2021	Jake Mulholland	Overall 13

Complete Games

Year	Player	Complete Games
1983	Jeff Reece	North 7
1984	Scott Anderson	North 11
1988	Rod Scheckla	North 9
1989	Jeff Otis	North 7
1993	Scott Christman	North 7
1994	Mike Thurman	North 10
	Mason Smith	North 10
1996	Eric Lovinger	North 5
1997	Mark Newell	North 3
	Andrew Checketts	North 3
1998	Andrew Checketts	North 6
2001	Scott Nicholson	North 10

Innings Pitched

Year	Player	Innings Pitched
1982	Mike Gorman	North 92.0
1983	Jeff Reece	North 107.1
1984	Scott Anderson	North 108.1
1993	Scott Christman	North 110.2
1994	Mason Smith	North 120.2
1998	Andrew Checketts	North 86.0
2005	Dallas Buck	Overall 129.0
2006	Jonah Nickerson	Overall 136.2
2013	Matt Boyd	Overall 132.2
2014	Jace Fry	Overall 120.1
2015	Andrew Moore	Overall 122.1
2017	Jake Thompson	Overall 128.2
2018	Luke Heimlich	Overall 129.2

Strikeouts

Year	Player	Strikeouts
1980	Mike Gorman	North 62
1982	Mike Gorman	North 84
1983	Jeff Reece	North 100
1984	Scott Anderson	North 98
1986	Dave Brundage	North 90
1989	Ken Nielson	North 94
1992	Scott Christman	North 98
1993	Scott Christman	North 119
1994	Mason Smith	North 115
1998	Chris Pine	North 104
2018	Luke Heimlich	Overall 159

Team Season Leaders

Batting Average

Year	Division/Overall	Average
1993	North	.311
1996	North	.306
2018	Overall	.321

Runs

Year	Division/Overall	Runs
2006	Overall	463
2018	Overall	518

Hits

Year	Division/Overall	Hits
2006	Overall	684
2013	Overall	635
2018	Overall	753

Runs Batted In

Year	Division/Overall	Runs Batted In
2006	Overall	412
2018	Overall	480

Doubles

Year	Division/Overall	Doubles
2006	Overall	125
2018	Overall	151

Triples

Year	Division/Overall	Triples
2002	Overall	27
2015	Overall	21
2016	Overall	31

Home Runs

Year	Division/Overall	Home Runs
1982	North	40
1995	North	42
2018	Overall	67

Stolen Bases

Year	Division/Overall	Stolen Bases
1980	North	98
1986	North	101
2017	Overall	64

Walks

Year	Division/Overall	Walks
1980	North	286
1986	North	316
1997	North	293
1998	North	337
2006	Overall	315
2007	Overall	328
2011	Overall	258
2012	Overall	263
2014	Overall	293
2017	Overall	302
2018	Overall	336

Earned Run Average

Year	Division/Overall	ERA
1980	North	3.30
1986	North	3.51
1991	North	4.02
1994	North	3.37
1996	North	3.93
1997	North	4.10
2005	Overall	3.06
2006	Overall	3.41
2007	Overall	3.48
2013	Overall	2.28
2014	Overall	2.29
2017	Overall	1.93
2021	Overall	3.48

Wins

Year	Division/Overall	Wins
1986	North	39
1996	North	32
2005	Overall	46
2006	Overall	50
2013	Overall	52
2014	Overall	45
2017	Overall	56
2018	Overall	55

Saves

Year	Division/Overall	Saves
1978	North	7
1979	North	7
1980	North	9
1985	North	9
1997	North	11
2005	Overall	21
2006	Overall	21
2007	Overall	20
2011	Overall	19
2018	Overall	25
2021	Overall	19

Complete Games


Year	Division/Overall	Complete Games
1980	North	19
1991	North	17
1994	North	24
1996	North	10
1997	North	7
1998	North	8
2000	Overall	13
2001	Overall	17
2013	Overall	9
2014	Overall	11

Innings Pitched

Year	Division/Overall	Innings Pitched
2006	Overall	585.1
2007	Overall	600.2
2017	Overall	564.0
2018	Overall	607.1

Strikeouts

Year	Division/Overall	Strikeouts
1986	North	339
2017	Overall	506
2018	Overall	596
2021	Overall	611



2022 OREGON STATE BASEBALL SEASON LEADERS

Twitter.com/BeaverBaseball
Instagram.com/BeaverBaseball
Facebook.com/OregonStateBaseball

Year	Batting Average	Avg.	At Bats	AB	Hits	H	Runs	R
1967	Darryl Summerfield	.304	Lute Barnes	143	Darryl Summerfield	42		
1968	Lute Barnes	.340	Lute Barnes	147	Lute Barnes	50		
1969	Bob Beall	.313	Paul Doupe	138	Bob Beall	42	Bob Beall	27
1970	Mike Naylor	.218	Curt Daniels	108	Dave Wiggins	32	Bob Beall	24
1971	Dan Cunningham	.405	Dave Hummel	139	Dan Cunningham	53	Dan Cunningham	27
1972	Dan Cunningham	.323	Mel Cuckovich	134	Dan Cunningham	43	Mel Cuckovich/Doug Miller	20
1973	Dan Cunningham	.336	Ken Bailey	138	Dan Cunningham/Ken Bailey	44	Mel Cuckovich	24
1974	Rich Dodge	.309	Ramon Gonzalez	145	Rich Dodge	42	Rich Dodge	29
1975	Tom Simas	.371	Ramon Gonzalez	158	Tom Simas	53	Gonzalez/Simas/Wilkins	33
1976	Pete Rowe	.338	Jeff Doyle/Rob Drahn	171	Pete Rowe	53	Jeff Doyle	44
1977	Jeff Doyle	.350	Jeff Doyle	183	Jeff Doyle	64	Jeff Doyle	49
1978	Jerry Miller	.364	Jerry Miller	187	Jerry Miller	68	Jerry Miller	36
1979	Jerry Yung	.302	Bob McNair	146	Dave Backen/Jerry Yung	38	Dave Backen	24
1980	Bob McNair	.356	Bob McNair	188	Bob McNair	67	Steve Lyons	45
1981	Al Hunsinger	.346	Al Hunsinger	159	Al Hunsinger	55	Al Hunsinger	49
1982	Mickey Riley	.374	Mickey Riley	163	Mickey Riley	61	Jim Wilson	49
1983	Todd Thomas	.368	Todd Thomas	185	Todd Thomas	68	Todd Thomas	48
1984	Bryan Ganter	.307	Chris Newman	137	Bryan Ganter	39	Bryan Ganter	25
1985	David Brundage	.370	Ken Bowen	193	David Brundage	67	Gary Hamilton	44
1986	David Brundage	.366	David Brundage	202	David Brundage	74	David Brundage	55
1987	Randy Duke	.423	Ken Bowen	171	Ken Bowen	69	Ken Bowen	50
1988	Jeff Brauning	.341	Jeff Brauning	176	Jeff Brauning	60	Jeff Brauning	49
1989	Ben Johnson	.342	Jeff Brauning	206	Jeff Brauning	70	Jeff Brauning/Scott Sanders	41
1990	R.A. Neitzel	.355	R.A. Neitzel	211	R.A. Neitzel	75	R.A. Neitzel	49
1991	Kevin Hooker	.328	Paul Sanders	168	Aaron Anderson	49	Dave Schoppe	36
1992	Jason Akina	.333	David Anderson	193	David Anderson	60	David Anderson	46
1993	A.J. Marquadt	.376	A.J. Marquadt	194	A.J. Marquadt	73	Jim Champion	42
1994	A.J. Marquadt	.367	Scott Hardin	205	Todd Black	60	Scott Hardin	38
1995	David Schmidt	.320	Scott Hardin	198	Scott Hardin/Pat Meiwes	53	Scott Hardin/Kevin Hooker	39
1996	Chris Wakeland	.368	Ryan McDonald	201	Ryan McDonald	71	Chris Wakeland	51
1997	Jason Stranberg	.397	Ryan Lipe	200	Ryan Lipe/Jason Stranberg	69	Jason Stranberg	67
1998	Joe Gerber	.377	Ben Bertrand	190	Ben Bertrand	67	Ben Bertrand	49
1999	Joe Gerber	.387	Troy Schader	211	Joe Gerber	74	Corrie Wilkie	46
2000	Drew Hedges	.371	Joe Gerber	210	Joe Gerber	74	Brian Barden	50
2001	Chris Biles	.395	Brian Barden	226	Brian Barden	83	Brian Barden	51
2002	Brian Barden	.349	Brian Barden	232	Brian Barden	81	Seth Pietsch	51
2003	Tony Calderon	.362	Seth Pietsch	224	Seth Pietsch	78	Jacoby Ellsbury	56
2004	Jacoby Ellsbury	.352	Aaron Matthews	227	Aaron Matthews	74	Jacoby Ellsbury	56
2005	Jacoby Ellsbury	.406	Jacoby Ellsbury	244	Jacoby Ellsbury	99	Jacoby Ellsbury	56
2006	Cole Gillespie	.374	Darwin Barney	261	Cole Gillespie	89	Cole Gillespie	83
2007	Mitch Canham	.326	Darwin Barney	278	Darwin Barney	84	Chris Hopkins	57
2008	Ryan Ortiz	.351	Jason Ogata	206	Ryan Ortiz	66	Daniel Robertson	44
2009	Ryan Ortiz	.352	Stefen Romero	223	Ryan Ortiz	76	Ryan Ortiz	55
2010	Adalberto Santos	.336	Adalberto Santos	217	Adalberto Santos	73	Adalberto Santos	48
2011	Jake Rodriguez	.320	Kavin Keyes	182	Kavin Keyes	55	Andrew Susac	31
2012	Michael Conforto	.349	Ryan Dunn	224	Michael Conforto	76	Tyler Smith	46
2013	Dylan Davis	.335	Dylan Davis	257	Dylan Davis	86	Andy Peterson	49
2014	Jeff Hendrix	.351	Dylan Davis	237	Michael Conforto	70	Michael Conforto	52
2015	Jeff Hendrix	.339	Jeff Hendrix	221	Jeff Hendrix	75	Jeff Hendrix	45
2016	Christian Donahue	.339	KJ Harrison	200	Christian Donahue/Nick Madrigal	65	KJ Harrison	48
2017	Nick Madrigal	.380	Nick Madrigal	237	Nick Madrigal	90	Nick Madrigal	53
2018	Adley Rutschman	.408	Cadyn Grenier	273	Adley Rutschman	102	Trevor Larnach	72
2019	Adley Rutschman	.411	Adley Rutschman	185	Adley Rutschman	76	Adley Rutschman	57
2020	Kyler McMahan	.439	Alex McGarry	59	Kyler McMahan	25	Kyler McMahan	11
2021	Troy Claunch	.305	Andy Armstrong	240	Andy Armstrong	72	Ryan Ober	49

Year	Doubles	2B	Triples	3B	Home Runs	HR	Runs Batted In	RBI
1967	Darryl Summerfield	8	Steve Crow/Darryl Summerfield	3	Bill Bonser/Steve Renne	5	Tom Jones	25
1968	Rich/Summerfield	6	Lute Barnes	5	Darryl Summerfield	6	Tom Jones	23
1969	Bob Beall	9	Tom Shoup	4	Bob Beall	3	Bob Beall	22
1970	Dave Wiggins	7	Bob Beall/Jim Beall/Mike Keck	3	Bob Beall	4	Bob Beall	16
1971	Doug Miller	8	Mike Naylor	4	Mel Cuckovich/Dan Cunningham	2	Dave Hummel	23
1972	Dan Cunningham	7	5 Tied	2	Bruce Jackson/Doug Miller	2	Doug Miller	18
1973	Dan Cunningham	9	Larry Buehler/Dan Cunningham	2	Bruce Jackson	4	Bruce Jackson	25
1974	Rob Drahn/Bruce Jackson	7	R. Dodge/B. Martinez/R. Plante	2	Bill Martinez	4	Bill Martinez	24
1975	Rob Drahn/Tom Simas	8	Ramon Gonzalez	2	Bill Martinez	4	Bill Martinez	35
1976	Pete Rowe	12	Jeff Doyle	3	Steve Wilkins	6	Rob Drahn	40
1977	Jeff Doyle	12	Jeff Doyle	6	Rich Dodge	7	Pete Rowe	44
1978	Bob McNair	15	Jeff Boyd/Steve Rudolph	2	Bob McNair	10	Bob McNair	46
1979	Dave Gassaway	9	Bob McNair	4	D. Gassaway/S. Lyons/B. McNair	3	Steve Lyons	34
1980	Bob McNair	11	Dave Backen	5	Bob McNair	14	Bob McNair	59

2022 OREGON STATE BASEBALL
SEASON LEADERS

Year	Doubles	2B	Triples	3B	Home Runs	HR	Runs Batted In	RBI
1981	Mickey Riley	12	Todd Thomas	3	Al Hunsinger	15	Al Hunsinger	54
1982	Jim Wilson	10	Todd Thomas	4	Jim Wilson	21	Jim Wilson	62
1983	Mike Strutton/Todd Thomas	7	Todd Thomas	6	Steve Smith	12	Chris Newman/Steve Smith	37
1984	Chris Newman	8	Randy Duke	3	Chris Newman	5	Lindsey Johnson	21
1985	Ken Bowen/Quinn Williams	14	David Brundage	3	Gary Hamilton/Mel Mallinak	7	Ken Bowen	44
1986	David Brundage/Tim Lambert	12	D. Brundage/B. Ganter/T. Lambert	3	Dabid Brundage	8	Keith Krafve	46
1987	Ken Bowen/Randy Duke	16	Randy Duke/Troy Haugen	2	Ken Bowen/Bryan Ganter	9	Ken Bowen	51
1988	Jeff Brauning	13	Troy Haugen	3	Jeff Brauning	6	Lance Rice	47
1989	Jeff Brauning	18	Scott Sanders	4	Haugen/Sanders/Schoppe	3	Jeff Brauning/Brent Hahn	38
1990	Paul Sanders	15	Dave Schoppe	4	Larry Vladic	7	Larry Vladic	38
1991	Paul Sanders	11	Stacey Ayers/Dave Schoppe	3	Dave Schoppe	5	Aaron Anderson	37
1992	David Anderson	15	David Anderson	5	David Anderson	4	Jamie Burke	36
1993	A.J. Marquadt	19	Brent Watts	4	Jim Champion	10	A.J. Marquadt	40
1994	Marc Malloy/Brent Watts	17	Todd Black/Jim Champion	4	Marc Malloy	7	Marc Malloy	39
1995	Kevin Hooker/Pat Meiwes	12	Chris Wakeland	3	David Schmidt	8	Pat Meiwes	39
1996	Chris Wakeland	17	Chris Wakeland	3	David Schmidt	12	Chris Wakeland	49
1997	Mike Leone/Abino Vazquez	11	Abino Vazquez	7	Ben Bertrand	10	Ryan Lipe	54
1998	Ben Bertrand	14	Ben Bertrand/Rob Colley	2	Joe Gerber	11	Rob Colley	62
1999	Troy Schader	18	Eric Stark	3	Joe Gerber	13	Joe Gerber	57
2000	Joe Gerber	19	Drew Hedges	3	Zach Gordon	11	Joe Gerber	67
2001	Josh Carter	18	Eric Stark	4	Andy Jarvis	12	Brain Barden	55
2002	Seth Pietsch	24	Seth Pietsch	6	Andy Jarvis	11	Brian Barden	50
2003	Tony Calderon	24	Seth Pietsch	4	Seth Pietsch	12	Andy Jarvis	49
2004	Shea McFeely	14	Aaron Matthews	6	Mike Lissman/Aaron Matthews	8	Aaron Matthews	49
2005	Jacoby Ellsbury	19	Jacoby Ellsbury	3	Mitch Canham	8	Andy Jenkins	56
2006	Cole Gillespie	25	Shea McFeely	6	Cole Gillespie	13	Cole Gillespie	57
2007	Darwin Barney	20	John Wallace/Chris Hopkins	3	Canham/Lissman/Lennerton	10	Mike Lissman	61
2008	Ryan Ortiz	16	Lonnie Lechelt	4	Jordan Lennerton	6	Ryan Ortiz	55
2009	Stefen Romero	18	Joey Wong/Stefen Romero	3	Ryan Ortiz/Stefen Romero	5	Stefen Romero	51
2010	Santos/Folsom	15	Adalberto Santos	4	Stefen Romero	13	Stefen Romero	41
2011	Carter Bell/Parker Berberet	12	Andrew Susac	4	Andrew Susac/Parker Berberet	5	Parker Berberet	39
2012	Ryan Dunn	19	Smith/Matthews/Keyes	2	Michael Conforto	13	Michael Conforto	76
2013	Dylan Davis	22	Dylan Davis	3	Michael Conforto	11	Dylan Davis	61
2014	Michael Conforto	16	Jeff Hendrix/Trever Morrison	5	Michael Conforto/Dylan Davis	7	Dylan Davis	64
2015	Jeff Hendrix/Kyle Nobach	15	Jeff Hendrix	5	KJ Harrison	10	KJ Harrison	60
2016	KJ Harrison	14	Donahue/Madrigal/Ice/Morrison	5	KJ Harrison	10	KJ Harrison	47
2017	Nick Madrigal	20	Cadyn Grenier	6	KJ Harrison	9	Trevor Larnach	48
2018	Adley Rutschman	22	Steven Kwan	6	Trevor Larnach	19	Adley Rutschman	83
2019	Beau Philip	14	6 tied	1	Adley Rutschman	17	Adley Rutschman	58
2020	K. McMahan/A. McGarry	6	None	0	Alex McGarry/Troy Claunch	3	Alex McGarry/Troy Claunch	13
2021	Andy Armstrong	16	Jacob Melton/Preston Jones	3	Ryan Ober	10	Ryan Ober	41

Year	Walks	BB	Total Bases	TB	Slugging Percentage	Slg.	Stolen Bases	SB
1967			Darryl Summerfield	62	Darryl Summerfield	.449	Lute Barnes/Bob Kaiser	7
1968			Lute Barnes	63	Lute Barnes	.429	Lute Barnes	16
1969	Bob Beall	39	Bob Beall	64	Bob Beall	.478	Bob Beall	11
1970	Bob Beall	34	Dave Wiggins	46	Dave Wiggins	.474	Bob Beall	7
1971	Doug Miller	24	Dan Cunningham	66	Dan Cunningham	.503	Doug Miller	7
1972	Doug Miller	26	Dan Cunningham	52	Dan Cunningham	.391	Mel Cuckovich	6
1973	Ty Gorton	24	Dan Cunningham	57	Dan Cunningham	.435	Ken Bailey	10
1974	Rich Dodge	17	Bill Martinez	60	Bill Martinez	.420	Rich Dodge	10
1975	Steve Wikins	21	Ramon Gonzalez	65	Tom Simas	.447	Ramon Gonzalez	11
1976	Jeff Doyle	45	Pete Rowe	79	Pete Rowe	.503	Jeff Doyle	24
1977	Rich Dodge	48	Jeff Doyle	103	Jeff Doyle	.563	Jeff Doyle	26
1978	Rich Harper	29	Bob McNair	102	Bob McNair	.586	Jerry Miller/Steve Rudolph	6
1979	Steve Lyons	30	Bob McNair	53	Dave Backen	.386	Bob Webster	10
1980	Steve Lyons	36	Bob McNair	124	Bob McNair	.660	Steve Lyons	25
1981	Al Hunsinger	35	Al Hunsinger	114	Al Hunsinger	.717	Todd Thomas	17
1982	Mickey Riley	36	Jim Wilson	126	Jim Wilson	.829	Mickey Riley	19
1983	Mickey Riley	35	Steve Smith	97	Chris Newman	.628	Todd Thomas	21
1984	Fasel/Newman/Syverson	21	Chris Newman	63	Chris Newman	.460	Mike Strutton	14
1985	Ken Bowen/Quinn Williams	35	David Brundage	95	David Brundage	.525	Quinn Williams	13
1986	Ken Bowen/David Brundage	40	David Brundage	116	David Brundage	.574	David Brundage	29
1987	Ken Bowen	34	Ken Bowen	114	Ken Bowen	.667	Bryan Ganter	16
1988	Lance Rice	42	Jeff Brauning	93	Jeff Brauning	.528	Scott Sanders	14
1989	Ben Johnson	47	Jeff Brauning	97	Scott Sanders	.481	Jeff Brauning	28
1990	Paul Sanders	29	R.A. Neitzel	102	Larry Vladic	.500	R.A. Neitzel	20
1991	Dave Schoppe	30	Dave Schoppe	78	Dave Schoppe	.494	David Anderson	13
1992	Jason Akina	34	David Anderson	97	David Anderson	.503	David Anderson	19
1993	Jamie Burke	31	A.J. Marquadt	116	A.J. Marquadt	.598	Jon Yonemitsu	15
1994	Todd Black	28	Marc Malloy	95	A.J. Marquadt	.547	Scott Hardin	23

2022 OREGON STATE BASEBALL

SEASON LEADERS

Twitter.com/BeaverBaseball
 Instagram.com/BeaverBaseball
 Facebook.com/OregonStateBaseball

Year	Walks	BB	Total Bases	TB	Slugging Percentage	Sig.	Stolen Bases	SB
1995	Kevin Hooker	32	Pat Meiwes	86	David Schmidt	.547	Scott Hardin	12
1996	David Schmidt	30	Chris Wakeland	117	Chris Wakeland	.643	Ryan Hilts/Ryan McDonald	7
1997	Jason Stranberg	39	Ben Bertrand	110	Ben Bertrand	.647	Jason Stranberg	16
1998	Ben Bertrand	41	Ben Bertrand	115	Joe Gerber	.713	Jason Stranberg	16
1999	Drew Hedges	33	Joe Gerber	128	Joe Gerber	.670	Bryan Ingram/Eric Stark	6
2000	Joe Gerber	40	Joe Gerber	120	Drew Hedges	.600	Eric Stark	11
2001	Eric Stark	32	Brian Barden	122	Chris Biles	.605	Eric Stark	10
2002	Will Hudson	34	Brian Barden	125	Seth Pietsch	.605	Aaron Matthews	10
2003	Chris Kunda	32	Seth Pietsch	133	Seth Pietsch	.594	Jacoby Ellsbury	14
2004	Shea McFeely	40	Aaron Matthews	123	Mike Lissman	.568	Jacoby Ellsbury	20
2005	Jacoby Ellsbury	36	Jacoby Ellsbury	142	Jacoby Ellsbury	.582	Jacoby Ellsbury	26
2006	Cole Gillespie	46	Cole Gillespie	163	Cole Gillespie	.685	Darwin Barney	16
2007	Mitch Canham	39	Darwin Barney	123	Jordan Lennerton	.539	Chris Hopkins	17
2008	Ryan Ortiz	29	Ryan Ortiz	99	Lonnie Lechelt	.530	John Wallace	9
2009	John Wallace	41	Ryan Ortiz	110	Ryan Ortiz	.509	Adalberto Santos	15
2010	Adalberto Santos	36	Adalberto Santos	126	Stefen Romero	.603	Adalberto Santos	20
2011	Danny Hayes	31	Andrew Susac/Parker Berberet	74	Andrew Susac	.525	Garrett Nash	8
2012	Ryan Barnes	33	Michael Conforto	131	Michael Conforto	.601	Ryan Barnes	11
2013	Michael Conforto	41	Michael Conforto	130	Michael Conforto	.526	Andy Peterson	14
2014	Michael Conforto	55	Michael Conforto	111	Michael Conforto	.547	Andy Peterson	9
2015	Jeff Hendrix	38	Jeff Hendrix	118	Jeff Hendrix	.534	Christian Donahue	9
2016	Logan Ice	37	KJ Harrison	105	Logan Ice	.563	Christian Donahue	9
2017	Trevor Larnach	39	Nick Madrigal	126	Nick Madrigal	.532	Nick Madrigal	16
2018	Adley Rutschman	53	Trevor Larnach	167	Trevor Larnach	.652	Nick Madrigal	15
2019	Adley Rutschman	76	Adley Rutschman	139	Adley Rutschman	.751	Beau Philip	6
2020	Jake Dukart	17	Alex McGarry	32	Kyler McMahan	.544	Kyler McMahan	3
2021	Ryan Ober	36	Ryan Ober	109	Garret Forrester	.475	Jacob Melton	8

Year	Wins	W	Winning Pct.	Pct.	Saves	SV	ERA	ERA
1967	Jack Humphrey	7-2	Jack Humphrey	.778 (7-2)			Jack Humphrey	1.53
1968	Ken Forsch	8-3	Ken Forsch	.727 (8-3)			Ken Forsch	1.92
1969	Tony Perry	5-4	Tony Perry	.556 (5-4)			Greg Lebeck	2.67
1970	Jerry Johnson	7-0	Jerry Johnson	1.000 (7-0)			Jerry Johnson	1.91
1971	Greg Lebeck	4-2	Greg Lebeck	.667 (4-2)			Greg Lebeck	2.88
1972	Jurgenson/Swedberg	3-5/3-0	Steve Swedberg	1.000 (3-0)			Greg Jurgenson	3.01
1973	Gail Meier	4-1	Gail Meier	.800 (4-1)			Joel McCowan	2.88
1974	Greg Jurgenson	5-3	Greg Jurgenson	.625 (5-3)			Greg Jurgenson	2.41
1975	Ken Noble	6-2	Ken Noble	.750 (6-2)			Tom Chamberlain	2.62
1976	Ken Noble	9-4	Tom Chamberlain	.833 (5-1)	Scott Anderson/Pat Barry	1	Ken Noble	1.26
1977	Anderson/Noble	9-2/9-6	Scott Anderson	.818 (9-2)	Mike Paul	3	Pat Barry	2.11
1978	Ken Noble	6-5	Eric Sallee	.833 (5-1)	Pat Barry/Bruce Plato	1	Pat Barry/Bob Flynn	2.25
1979	Bob Flynn/Mark Niles	6-5	Bob Flynn/Mark Niles	.545 (6-5)	Bob Flynn	3	Lou Tanselli	1.75
1980	Kyle Dunning	8-2	Kyle Dunning	.800 (8-2)	Kyle Dunning/Ken West	2	John Collins	2.50
1981	Mike Gorman	8-3	John Collins	.778 (7-2)	Jim Grove	3	John Collins	3.53
1982	Mike Gorman	9-2	Mike Gorman	.818 (9-2)	Jim Grove	5	Mike Gorman	2.93
1983	Jeff Reece	11-3	Jeff Reece	.786 (11-3)	4 Tied	1	Jeff Reece	3.10
1984	Scott Anderson	8-6	Jeff Rushing	.857 (6-1)	Ron Daulton	3	Scott Anderson	1.66
1985	John Sipple	10-2	Ron Daulton	1.000 (4-0)	4 Tied	2	Chris Payne	3.78
1986	Brundage/Sipple	8-4/8-3	Jeff Otis	1.000 (4-0)	Tim Lambert	4	Bryce Hulstrom	2.51
1987	Jeff Otis	9-4	Rod Scheckla	.727 (8-3)	Tim Lambert/Mark Shaffer	1	Jeff Otis	2.88
1988	Rod Scheckla	10-6	John Sipple	.667 (6-3)	Lance Rice	3	John Sipple	1.82
1989	Kent Nielson/Jeff Otis	7-5	Lance Donaly	.800 (4-1)	Dave Schoppe	3	Jeff Otis	3.22
1990	Jeff Post	10-4	Craig McCarthy	.800 (4-1)	Jeff Post	4	Jeff Post	1.96
1991	Jeff Post	7-1	Jeff Post	.875 (7-1)	Scott Christman/Dave Schoppe	1	Mason Smith	3.17
1992	Jeff Post	8-8	Scott Christman	.545 (6-5)	Scott Christman	3	Scott Christman	3.50
1993	Scott Christman	14-1	Scott Christman	.933 (14-1)	Scott Morrison	1	Scott Christman	2.20
1994	Mason Smith	11-3	Mason Smith	.786 (11-3)	Eric Lovinger	4	Mason Smith	2.39
1995	Kevin Hooker	7-2	Kevin Hooker	.778 (7-2)	Brian Masewicz	3	Eric Lovinger	4.12
1996	Eric Lovinger	9-2	Eric Lovinger	.818 (9-2)	Mark Newell	3	Chris Pine	2.77
1997	Mark Newell	8-0	Mark Newell	1.000 (8-0)	Mike Boire	8	Mark Newell	2.12
1998	Andrew Checketts	11-1	Andrew Checketts	.917 (11-1)	Matt Bailie	3	Andrew Checketts	3.77
1999	B.R. Cook	6-9	B.R. Cook	.400 (6-9)	Travis Rainwater	2	B.R. Cook	5.44
2000	Scott Nicholson	8-7	Mark Newell	.545 (6-5)	Nick Renault	2	Scott Nicholson	4.72
2001	Scott Nicholson	11-2	Scott Nicholson	.846 (11-2)	Stephen Copeland	5	Scott Nicholson	3.58
2002	Ben Rowe	7-5	Ty Kline	.857 (6-1)	Jared Sanders	9	Ty Kline	3.68
2003	Jake Postlewait	5-1	Jake Postlewait	.833 (5-1)	Andy Baldwin	4	Jake Postlewait	3.43
2004	Jake Postlewait	11-3	Jake Postlewait	.786 (11-3)	Dallas Buck	6	Kevin Gunderson	2.90
2005	Dallas Buck	12-1	Dallas Buck	.923 (12-1)	Kevin Gunderson	14	Dallas Buck	2.09
2006	Buck/Nickerson	13-3/13-4	Eddie Kunz	.833 (5-1)	Kevin Gunderson	20	Jonah Nickerson	2.24
2007	Mike Stutes	12-4	Daniel Turpen	.909 (10-1)	Eddie Kunz	12	Eddie Kunz	2.91
2008	Grbavac/Stutes/Reyes	4	Mark Grbavac	.800 (4-1)	Kevin Rhoderick	12	Greg Peavey	4.96

Year	Wins	W	Winning Pct.	Pct.	Saves	SV	ERA	ERA
2009	Sam Gaviglio	10-1	Sam Gaviglio	.909 (10-1)	Kevin Rhoderick	9	Sam Gaviglio	2.73
2010	Matt Boyd	7-1	Matt Boyd	.875 (7-1)	Kevin Rhoderick	4	Matt Boyd	1.90
2011	Sam Gaviglio	12-3	Sam Gaviglio	.800 (12-3)	Tony Bryant	12	Tony Bryant	1.52
2012	Ben Wetzler	8-2	Ben Wetzler	.800 (8-2)	Tony Bryant	9	Jace Fry	2.45
2013	Andrew Moore	14-2	Ben Wetzler	.909 (10-1)	Scott Schultz	10	Andrew Moore	1.79
2014	Ben Wetzler	12-1	Ben Wetzler	.923 (12-1)	Scott Schultz	6	Ben Wetzler	0.78
2015	Sam Tweedt	8-1	Sam Tweedt	.889 (8-1)	Mitch Hickey	11	Andrew Moore	1.91
2016	Bryce Fehmel	10-1	Bryce Fehmel	.909 (10-1)	Max Engelbrekt	11	Bryce Fehmel	2.31
2017	Jake Thompson	14-1	Brandon Eisert	1.000 (5-0)	Jake Mulholland	6	Luke Heimlich	0.76
2018	Luke Heimlich	16	Bryce Fehmel	.909 (10-1)	Jake Mulholland	16	Jake Mulholland	2.20
2019	Brandon Eisert	8	Brandon Eisert	.800 (8-2)	Jake Mulholland	8	Mitchell Verburg	1.40
2020	C. Chamberlain/J. Pfennigs	2	Christian Chamberlain	.667 (2-1)	Cooper Hjerpe	2	Christian Chamberlain	0.82
2021	Jake Pfennigs	5-0	Jake Pfennigs	1.000 (5-0)	Jake Mulholland	13	Bryant Salgado	1.01

Year	Strikeouts	SO	Innings Pitched	IP	Complete Games	CG	Shutouts	SHO
1967	Ken Forsch	63	Ken Forsch	59.1	Jack Humphrey	3	Jack Humphrey	2
1968	Ken Forsch	121	Ken Forsch	98.0	Ken Forsch	4	Ken Forsch	1
1969	Tony Perry	79	Tony Perry	82.2	Greg Lebeck/Tony Perry	3	None	0
1970	Jerry Johnson	54	Jerry Johnson	61.1	Mike Keck	3	Bob Beall/Jerry Johnson	1
1971	Wayne Burns	33	Bob Martin	56.0	Keith Gentz	3	Wayne Burns	1
1972	Greg Jurgenson	50	Greg Jurgenson	74.2	Burns/Jurgenson/Myrhe	1	None	0
1973	Gail Meier	47	Gail Meier	73.0	Greg Jurgenson	4	None	0
1974	Greg Jurgenson	40	Greg Jurgenson	67.1	Greg Jurgenson	7	Greg Jurgenson	1
1975	T. Chamberlain/K. Noble	48	Ken Noble	72.0	Gail Meier/Ken Noble	4	Gail Meier/Charlie Schlottman	1
1976	Gail Meier	69	Ken Noble	99.2	Ken Noble	9	Ken Noble	3
1977	Scott Anderson	76	Ken Noble	95.1	Scott Anderson	6	Ken Noble	1
1978	Eric Sallee	52	Eric Sallee	93.1	Eric Sallee	7	Pat Barry/Bruce Plato	1
1979	Mark Niles	54	Mark Niles	89.1	Mark Niles	7	Bob Flynn/Mark Niles	2
1980	Mike Gorman	62	Kyle Dunning	93.0	Kyle Dunning	6	Dunning/Gorman/Tanselli	1
1981	Jeff Reece	58	John Collins	76.2	John Collins	5	Collins/Dunning/Reece	1
1982	Mike Gorman	84	Mike Gorman	92.0	Mike Gorman	5	None	0
1983	Jeff Reece	100	Jeff Reece	107.1	Jeff Reece	7	Jeff Reece	1
1984	Scott Anderson	98	Scott Anderson	108.1	Scott Anderson	11	None	0
1985	John Sipple	75	John Sipple	103.2	David Brundage/John Sipple	4	4 Tied	1
1986	Bryce Hulstrom	81	Bryce Hulstrom	96.2	David Brundage	5	Bryce Hulstrom/John Sipple	2
1987	Jeff Otis	70	Jeff Otis	97.0	Jeff Otis	6	Jeff Otis	3
1988	Rod Scheckla	68	Rod Scheckla	104.1	Rod Scheckla	9	John Sipple	4
1989	Kent Nielson	94	Kent Nielson	96.0	Jeff Otis	7	None	0
1990	Craig McCarthy	52	Jeff Post	82.2	Jeff Post	4	Jeff Post	2
1991	Jeff Smith	74	Jeff Smith	92.2	Dave Schoppe	5	Jeff Smith	2
1992	Scott Christman	98	Jeff Post	107.2	Scott Christman	5	Jeff Post	2
1993	Scott Christman	119	Scott Christman	110.2	Scott Christman	9	Scott Christman	3
1994	Mason Smith	115	Mason Smith	120.2	Mason Smith/Mike Thurman	10	Mason Smith/Mike Thurman	2
1995	Kevin Hooker	59	Jeremy Beard	91.0	Kevin Hooker	6	Beard/Hooker/Lovinger	1
1996	Andrew Checketts	61	Eric Lovinger	82.1	Eric Lovinger	5	Chris Pine	2
1997	Mark Newell	69	Mark Newell	72.1	Andrew Checketts/Mark Newell	3	None	0
1998	Chris Pine	104	Andrew Checketts	86.0	Andrew Checketts	6	Brody Percell	1
1999	B.R. Cook	92	B.R. Cook	101.0	B.R. Cook	4	B.R. Cook	1
2000	Scott Nicholson	83	Scott Nicholson	106.2	Thad Johnson/Scott Nicholson	5	Mark Newell	1
2001	Thad Johnson	87	Scott Nicholson	130.2	Scott Nicholson	10	Scott Nicholson	3
2002	Mark McLemore	48	Stephen Copeland	96.2	Ben Rowe	2	None	0
2003	Ben Rowe	45	Ben Rowe	83.2	Ben Rowe	2	None	0
2004	Dallas Buck	57	Jake Postlewait	94.1	Jonah Nickerson/Jake Postlewait	1	None	0
2005	Dallas Buck	118	Dallas Buck	129.0	Dallas Buck	2	Dallas Buck	1
2006	Jonah Nickerson	131	Jonah Nickerson	136.2	Jonah Nickerson	3	Jonah Nickerson	1
2007	Mike Stutes	129	Mike Stutes	132.2	None		None	0
2008	Mike Stutes	81	Mike Stutes	88.0	Mike Stutes	1	None	0
2009	Tyler Waldron	70	Tyler Waldron	93.1	Gaviglio/Waldron/Reyes	1	Sam Gaviglio	1
2010	Tanner Robles	75	Greg Peavey	99.0	Greg Peavey	2	Greg Peavey	1
2011	Sam Gaviglio	116	Sam Gaviglio	120.2	Sam Gaviglio	4	Sam Gaviglio	2
2012	Dan Child	79	Dan Child	106.2	Jace Fry	3	Jace Fry/Ben Wetzler	1
2013	Matt Boyd	122	Matt Boyd	132.2	Matt Boyd	4	Matt Boyd/Andrew Moore	3
2014	Jace Fry	98	Jace Fry	120.1	Jace Fry/Ben Wetzler	4	Jace Fry	4
2015	Andrew Moore	111	Andrew Moore	122.1	Andrew Moore	3	Andrew Moore/Drew Rasmussen	2
2016	Travis Eckert	66	Travis Eckert	93.1	Fehmel/Eckert/Heimlich	1	Fehmel/Heimlich	1
2017	Luke Heimlich	128	Jake Thompson	128.2	Luke Heimlich	2	Jake Thompson	1
2018	Luke Heimlich	159	Luke Heimlich	129.2	Kevin Abel/Bryce Fehmel	1	Kevin Abel/Bryce Fehmel	1
2019	Grant Gambrell	80	Bryce Fehmel	99.1	Bryce Fehmel	2	Bryce Fehmel	1
2020	Christian Chamberlain	34	Christian Chamberlain	22.0	None	0	None	0
2021	Kevin Abel	109	Kevin Abel	82.0	Kevin Abel	1	None	0

2022 OREGON STATE BASEBALL
BY MONTH/SITUATION

Twitter.com/BeaverBaseball
 Instagram.com/BeaverBaseball
 Facebook.com/OregonStateBaseball

Oregon State By Month/Situation (Since 1982)

Year	January	February	March	April	May	June	Day	Night	Home	Road	Neutral	Overall
1982	--	--	8-5	15-3	6-7	--	26-15	3-0	15-2	14-10	0-3	29-15
1983	--	--	4-5	11-8	12-4	--	27-16	0-1	14-3	13-11	0-3	27-17
1984	--	--	6-9	10-7	6-7	--	21-22	1-1	8-6	7-8	7-9	22-23
1985	--	--	13-3	13-9	8-5	--	31-16	3-1	14-5	10-12	10-0	34-17
1986	--	--	8-7	19-2	12-6	--	36-11	3-4	14-1	14-8	11-6	39-15
1987	--	2-1	8-3	17-5	4-6	--	30-15	1-0	13-4	14-7	4-4	31-15
1988	--	--	10-7	11-8	9-4	--	29-17	1-2	14-5	12-9	4-5	30-19
1989	--	--	5-11	12-8	10-4	--	22-20	5-3	12-5	13-12	2-6	27-23
1982-1989	--	2-1	62-50	108-50	67-43	--	222-156	17-12	104-30	97-78	38-36	239-144
1990	--	0-6	7-6	14-6	9-4	--	30-17	0-5	15-4	11-14	4-4	30-22
1991	--	0-1	7-9	13-7	8-3	--	26-18	2-5	14-3	9-11	5-6	28-20
1992	--	3-3	9-8	7-12	4-7	--	22-30	1-0	10-10	8-16	5-4	23-30
1993	--	2-2	10-6	10-4	10-6	--	30-17	1-1	15-3	11-11	5-4	31-18
1994	--	2-0	12-8	11-6	10-2	--	35-14	0-2	16-4	13-8	6-4	35-16
1995	--	5-0	8-8-1	7-11	6-4	--	24-23-1	1-1	15-5	7-14-1	3-5	25-24-1
1996	--	6-2-1	11-4	9-8	7-2	--	32-16-1	0-0	13-3	11-12-1	8-1	32-16-1
1997	--	7-5-1	9-1	13-5	9-1	--	33-10-1	5-2	16-4	19-7-1	3-1	38-12-1
1998	--	6-3	9-4-1	16-4	4-3	--	35-12-1	0-2	20-4	11-9-1	4-1	35-14-1
1999	--	7-9	3-10	5-8	4-4	--	18-29	1-6	6-9	7-19	6-7	19-35
1990-1999	--	38-31-2	85-54	105-71	71-36	--	285-183-4	11-24	140-49	107-121-4	49-37	296-207-4
2000	--	5-6	10-5	10-8	3-8	--	27-23	1-4	13-10	9-12	6-5	28-27
2001	--	7-5	12-6	9-7	3-6	--	29-18	2-6	18-7	7-14	6-3	31-24
2002	0-1	6-5	11-4	10-5	4-8	--	29-18	2-5	18-9	7-14	6-0	31-23
2003	--	7-6	6-7	6-9	6-6	--	19-20	6-8	9-12	9-10	7-6	25-28
2004	--	8-1	9-6	10-5	4-10	--	27-15	4-7	9-11	14-9	8-2	31-22
2005	--	9-1	12-3	10-4	10-1	5-3	30-10	16-2	26-5	15-4	5-3	46-12
2006	--	6-4	11-4	15-2	7-4	11-2	28-10	22-6	27-4	13-8	10-4	50-16
2007	4-0	7-2	12-3	11-4	4-8	11-1	34-10	15-8	17-7	21-8	11-3	49-18
2008	--	2-2	12-6	6-8	8-8	--	17-19	11-5	14-7	9-14	5-3	28-24
2009	--	3-2	12-4	10-5	12-8	--	22-10	15-9	17-5	8-10	12-4	37-19
2000-2009	4-1	60-34	107-48	97-57	61-67	27-6	262-153	94-60	168-77	112-103	76-33	356-213
2010	--	5-2	11-3	4-10	10-7	1-2	18-14	14-10	21-11	7-11	4-2	32-24
2011	--	5-3	13-3	14-2	6-9	3-2	26-10	15-9	23-7	12-11	6-1	41-19
2012	--	5-3	11-5	12-6	10-4	2-2	31-10	9-10	18-6	15-13	7-1	40-20
2013	--	8-0	14-4	12-4	12-2	6-3	32-9	20-4	27-5	18-6	7-2	52-13
2014	--	7-2	14-4	10-2	12-5	2-1	27-9	18-5	24-6	14-6	7-2	45-14
2015	--	8-3	13-4	7-6	11-5-1	--	22-10-1	17-8	23-6-1	9-8	7-4	39-18-1
2016	--	7-1	10-5	10-6	8-7	--	22-10	13-9	17-6	9-11	9-2	35-19
2017	--	7-1	15-0	12-3	15-0	7-2	33-4	23-2	31-1	15-2	10-3	56-6
2018	--	8-0	13-4	11-3	12-3-1	11-2	33-8-1	22-4	27-5	13-5-1	15-2	55-12-1
2019	--	8-0	11-5-1	12-6	5-8	0-1	21-8-1	15-12	17-12	9-7	10-1-1	36-20-1
2010-2019	--	68-15	125-37-1	104-48	101-50-2	32-15	265-92-3	166-73	228-65-1	121-80-1	82-20-1	431-165-3
2020	--	5-5	0-4	--	--	--	2-2	3-7	0-3	3-4	2-2	5-9
2021	--	7-1	11-4	10-8	6-9	3-2	19-10	18-14	17-9	15-12	5-3	37-24
2020-2021	--	12-6	11-8	10-8	6-9	3-2	21-12	21-21	17-12	18-16	7-5	42-33



Oregon State Team Year-By-Year Statistics

Year	W-L	PCT	AVG	AB	R	H	2B	3B	HR	RBI	TB	SLG	BB	SB	ERA	SV	SO	IP	CG	SHO
1967	25-13	.658	.270	1154	-	312	43	14	19	143	440	.381	-	40	2.60	-	234	311.2	5	5
1968	23-13	.635	.259	1219	-	315	32	16	16	154	427	.350	-	57	3.76	-	284	316.0	6	3
1969	17-20	.460	.243	1268	164	309	53	13	7	135	409	.323	180	27	3.76	-	258	330.1	8	2
1970	19-15	.559	.247	1079	155	266	44	14	8	132	362	.335	146	33	3.50	-	213	287.2	9	6
1971	18-17	.514	.279	1163	197	324	42	13	4	158	404	.347	174	28	4.22	-	181	298.2	9	2
1972	13-24	.351	.254	1129	150	312	44	16	5	130	403	.357	162	28	4.31	-	225	317.1	3	1
1973	15-20	.431	.253	1180	181	298	39	10	7	143	378	.320	164	34	4.34	-	242	291.0	7	1
1974	16-23	.410	.267	1275	207	340	43	10	12	181	444	.348	151	34	4.11	-	196	319.1	19	1
1975	28-10	.731	.300	1312	275	394	52	7	15	239	505	.385	199	43	3.19	-	218	339.0	16	3
1976	31-15	.674	.272	1502	281	408	63	14	24	240	571	.380	258	75	2.80	2	291	392.0	23	8
1977	31-17	.646	.280	1563	301	438	77	14	20	268	603	.386	259	72	3.05	9	277	406.2	16	4
1978	22-22	.500	.270	1471	255	397	69	9	23	227	553	.376	222	40	3.58	2	206	385.0	17	2
1979	21-25	.457	.255	1280	209	326	54	10	14	185	442	.345	212	60	2.96	7	202	340.0	16	5
1980	33-16	.673	.285	1516	355	432	80	14	40	312	660	.435	286	98	3.30	7	232	400.1	19	5
1981	29-14	.670	.292	1428	321	417	85	12	37	287	637	.446	249	77	4.46	9	228	363.0	13	4
1982	29-15	.659	.286	1390	308	398	64	13	40	267	608	.437	242	63	4.24	7	227	358.1	12	0
1983	27-17	.614	.306	1452	333	444	57	20	35	275	646	.445	248	85	4.67	4	262	366.1	14	4
1984	22-23	.489	.253	1427	210	361	57	12	14	181	484	.339	198	38	4.74	4	281	377.2	19	0
1985	34-17	.667	.307	1645	379	505	98	7	33	341	716	.435	273	51	4.92	10	292	315.0	11	4
1986	39-15	.722	.293	1775	375	520	79	13	32	330	721	.406	316	101	3.51	9	339	459.1	17	4
1987	31-15	.674	.293	1538	354	450	108	8	42	306	700	.455	238	48	4.54	2	237	382.2	11	6
1988	30-19	.612	.293	1612	333	473	80	15	29	304	670	.416	272	61	4.71	8	252	414.2	17	5
1989	27-23	.540	.280	1644	335	461	82	15	15	288	627	.381	297	71	4.63	6	274	415.2	13	0
1990	30-22	.577	.306	1772	329	542	108	16	22	287	748	.422	176	73	4.38	13	312	435.1	8	4
1991	28-20	.583	.272	1542	290	419	61	12	20	249	564	.366	214	53	4.02	2	232	405.2	17	5
1992	23-30	.434	.271	1681	302	455	87	18	24	266	650	.387	251	69	4.85	5	299	451.0	13	2
1993	31-18	.633	.311	1674	365	521	89	19	23	315	717	.428	205	61	4.42	1	362	424.0	22	8
1994	35-16	.686	.272	1649	277	449	82	18	24	231	639	.388	204	71	3.37	7	347	435.0	24	5
1995	25-24	.510	.263	1594	285	419	70	7	43	253	629	.395	200	23	4.42	7	263	407.1	13	3
1996	32-16	.663	.306	1680	381	514	89	10	39	334	740	.440	247	49	3.93	7	288	419.0	10	3
1997	38-12	.755	.327	1780	504	582	92	20	57	455	885	.497	293	46	4.10	11	355	426.0	7	0
1998	35-14	.710	.318	1720	438	547	92	7	60	408	833	.484	337	45	5.20	6	421	426.0	8	3
1999	19-35	.352	.292	1903	353	556	118	5	40	320	804	.422	265	23	7.37	7	343	465.0	6	1
2000	28-27	.509	.310	1891	420	586	111	13	58	383	897	.474	264	39	6.00	3	334	472.2	13	1
2001	31-24	.564	.315	1960	400	618	107	15	53	366	914	.461	193	44	5.85	6	302	480.0	17	4
2002	31-23	.574	.302	1892	382	572	109	27	54	348	897	.474	222	48	5.60	14	252	477.2	2	2
2003	25-28	.472	.305	1885	382	575	123	18	45	330	869	.461	330	49	6.34	13	285	465.1	3	4
2004	31-22	.585	.293	1849	374	541	82	15	48	325	797	.431	270	54	4.67	13	344	466.1	2	2
2005	46-12	.793	.316	2005	422	634	109	11	39	393	882	.440	287	85	3.06	21	463	517.0	4	3
2006	50-16	.758	.302	2264	463	684	125	31	36	412	979	.432	315	79	3.41	21	461	585.1	4	8
2007	49-18	.731	.287	2297	456	659	128	14	46	404	953	.415	328	76	3.48	20	477	600.2	0	0
2008	28-24	.519	.292	1828	352	534	103	15	37	320	778	.426	257	46	5.29	15	397	460.2	1	2
2009	37-19	.660	.278	1870	382	520	88	15	23	344	707	.378	304	53	3.93	13	431	499.1	3	3
2010	32-24	.571	.267	1873	313	500	115	8	44	287	763	.407	233	44	4.19	12	408	505.1	2	4
2011	41-19	.683	.267	1960	337	523	114	14	31	307	758	.387	258	51	3.14	19	443	532.2	6	6
2012	40-20	.667	.281	2009	370	564	114	10	34	336	800	.398	263	40	3.48	16	399	533.1	5	5
2013	52-13	.800	.289	2194	372	635	109	11	30	345	856	.390	266	56	2.28	19	447	587.0	9	12
2014	45-14	.763	.274	1947	333	533	91	20	21	306	727	.373	293	53	2.29	11	379	530.0	11	15
2015	39-18-1	.681	.279	1942	326	541	83	21	40	302	786	.405	234	42	3.02	16	390	527.1	5	7
2016	35-19	.648	.278	1798	315	500	92	32	25	290	731	.407	223	32	3.53	15	383	480.0	3	5
2017	56-6	.904	.291	2054	373	597	107	18	31	343	833	.405	302	64	1.93	21	506	564.0	4	14
2018	55-12-1	.816	.321	2345	518	753	151	20	67	480	1145	.488	336	51	3.27	25	596	607.1	2	8
2019	36-20-1	.640	.261	1916	321	501	96	6	47	292	751	.392	302	37	3.02	14	520	522.0	2	4
2020	5-9	.357	.267	479	66	128	26	0	8	61	178	.372	67	8	4.13	2	125	122.0	0	0
2021	37-24	.607	.280	2093	358	585	109	15	53	326	883	.422	282	38	3.48	19	611	546.1	1	4

Bold indicates most (best) since 1967



2006, 2007, 2018 NATIONAL CHAMPIONS • 2013, 2014, 2017 PAC-12 CHAMPIONS
 7 College World Series Appearances • 7 NCAA Super Regional Appearances • 20 NCAA Regional Appearances

Oregon State Home Statistics

Since 1999

Year	W-L	PCT	AVG	AB	R	H	2B	3B	HR	RBI	TB	SLG	BB	SB	ERA	SV	SO	IP	CG	SHO
1999	6-9	.400	.299	535	115	160	33	4	21	105	264	.493	74	2	7.73	2	104	135.0	1	0
2000	13-10	.565	.313	772	181	242	45	5	26	169	375	.486	128	18	5.66	1	151	205.0	6	0
2001	18-7	.720	.321	869	182	279	51	5	28	168	424	.488	81	21	3.60	2	153	225.0	9	3
2002	18-9	.667	.297	893	186	265	50	13	30	168	431	.483	99	19	4.88	9	142	240.0	1	2
2003	9-12	.428	.299	732	130	219	42	9	22	118	345	.471	87	19	5.54	4	118	190.0	2	1
2004	9-11	.450	.288	674	139	194	30	5	23	122	303	.450	97	11	5.87	2	124	178.0	2	1
2005	26-5	.838	.317	1037	229	329	52	5	24	209	463	.446	153	54	3.32	11	244	279.1	3	0
2006	27-4	.870	.312	1045	244	326	56	11	17	221	455	.435	165	44	2.53	11	241	281.0	2	5
2007	17-7	.708	.243	758	129	184	40	5	17	115	285	.376	103	28	2.81	7	179	218.0	0	3
2008	14-7	.667	.285	699	127	199	45	3	12	116	286	.409	117	21	3.74	8	184	195.0	1	1
2009	17-5	.772	.279	714	153	199	37	5	12	140	282	.395	107	21	2.87	4	177	201.0	1	2
2010	21-11	.656	.272	1066	197	290	70	6	29	181	459	.431	147	28	3.65	6	250	298.2	2	2
2011	23-7	.740	.293	953	198	279	64	6	16	197	403	.423	122	35	2.92	9	232	268.0	3	2
2012	18-6	.750	.279	767	153	214	42	5	13	139	305	.398	115	17	2.31	6	161	214.0	4	4
2013	27-6	.818	.291	1050	181	306	49	2	21	171	422	.402	121	35	2.25	10	247	292.0	5	6
2014	24-6	.800	.258	934	143	241	39	9	11	134	331	.354	146	19	1.83	8	216	271.0	7	10
2015	23-6-1	.783	.266	972	167	259	39	10	18	159	372	.383	128	25	2.14	7	214	282.0	5	5
2016	17-6	.739	.274	736	120	202	36	15	11	107	301	.409	94	15	2.55	7	168	212.0	2	4
2017	31-1	.969	.303	1047	224	317	54	11	18	202	447	.427	178	35	1.89	6	273	296.0	3	8
2018	27-5	.844	.307	1063	230	326	67	9	30	212	501	.471	154	18	2.84	13	292	288.0	1	5
2019	17-12	.586	.255	950	158	242	41	3	22	145	355	.374	156	26	2.77	7	254	270.0	1	2
2020	0-3	.000	.194	93	2	18	6	0	0	2	24	.258	14	0	1.67	0	30	27.0	0	0
2021	17-9	.653	.275	844	151	232	41	6	18	134	339	.402	113	18	3.58	10	264	234.0	0	2

Oregon State Road Statistics

Since 1999

Year	W-L	PCT	AVG	AB	R	H	2B	3B	HR	RBI	TB	SLG	BB	SB	ERA	SV	SO	IP	CG	SHO
1999	7-19	.269	.296	908	154	269	61	1	15	141	377	.415	123	17	7.84	2	152	214.2	4	0
2000	9-12	.428	.296	753	148	223	40	6	24	134	347	.461	83	12	6.55	1	126	177.1	5	0
2001	7-14	.333	.287	767	144	220	40	5	7	128	291	.379	82	20	8.17	2	107	176.1	6	1
2002	7-14	.333	.291	774	141	225	45	6	20	131	342	.442	99	20	7.19	3	72	182.2	1	0
2003	9-10	.473	.316	683	144	216	51	3	15	129	318	.466	88	14	7.13	4	87	160.1	1	1
2004	14-9	.608	.288	834	163	240	29	4	19	137	334	.400	119	25	4.07	5	148	201.0	0	1
2005	15-4	.789	.316	692	138	219	36	5	13	132	304	.439	96	21	3.31	8	146	168.2	1	1
2006	13-8	.619	.292	758	132	221	39	12	11	116	317	.418	83	17	4.77	5	122	181.0	2	0
2007	21-8	.724	.307	1042	238	320	56	6	19	211	448	.430	167	30	4.37	7	202	257.2	0	2
2008	9-14	.391	.302	862	181	260	49	10	19	165	386	.389	110	16	6.74	3	144	193.2	0	1
2009	8-10	.444	.252	606	97	153	23	5	7	83	207	.342	86	20	4.79	3	127	154.0	1	1
2010	7-11	.388	.254	602	78	153	34	0	12	73	223	.370	63	9	5.21	4	116	153.2	0	1
2011	12-11	.521	.238	776	101	185	35	6	11	92	265	.341	87	11	3.56	8	155	199.2	2	3
2012	15-13	.536	.272	971	151	264	50	3	17	136	371	.382	112	16	4.60	7	186	248.1	1	1
2013	18-6	.750	.288	843	137	243	43	7	9	124	327	.388	97	13	2.22	7	143	215.0	3	5
2014	14-6	.700	.283	715	122	202	37	7	8	109	277	.387	94	27	2.73	1	118	178.0	3	4
2015	9-8	.529	.268	582	85	156	26	4	8	74	214	.368	64	13	3.85	7	99	147.1	0	1
2016	9-11	.450	.248	677	105	168	37	10	7	95	246	.363	85	12	4.53	3	126	169.0	1	0
2017	15-2	.882	.290	594	78	172	32	2	6	74	226	.380	70	18	1.89	9	139	152.0	1	5
2018	13-5-1	.710	.316	145	145	212	51	3	21	135	332	.495	109	19	4.17	7	160	166.1	0	2
2019	9-7	.562	.258	563	77	145	32	2	14	70	223	.396	84	7	4.03	5	146	143.0	1	1
2020	3-4	.429	.278	245	41	68	8	0	5	35	91	.371	37	6	5.03	1	64	59.0	0	0
2021	15-12	.556	.266	969	141	258	53	4	25	130	394	.407	123	18	3.36	7	272	241.1	1	2

Oregon State Neutral Statistics

Since 1999

Year	W-L	PCT	AVG	AB	R	H	2B	3B	HR	RBI	TB	SLG	BB	SB	ERA	SV	SO	IP	CG	SHO
1999	6-7	.461	.276	460	84	127	24	0	4	74	163	.354	68	4	6.09	3	87	115.1	1	1
2000	6-5	.545	.331	366	91	121	26	2	8	80	175	.478	53	9	5.68	1	57	90.1	2	1
2001	6-3	.667	.367	324	74	119	16	5	18	70	199	.614	30	3	7.09	2	42	78.2	2	0
2002	6-0	1.000	.364	225	55	82	14	8	4	49	124	.551	24	9	3.44	2	38	55.0	0	0
2003	7-6	.538	.298	470	108	140	30	6	8	83	206	.438	70	16	6.57	5	80	115.0	0	2
2004	8-2	.800	.314	341	72	107	23	6	6	66	160	.469	54	18	3.61	6	72	87.1	0	0
2005	5-3	.625	.312	276	55	86	21	1	2	52	115	.417	38	10	1.43	2	73	69.0	0	2
2006	10-4	.714	.297	461	87	137	30	8	8	75	207	.449	67	18	3.43	5	98	123.1	0	3
2007	11-3	.785	.312	497	89	155	29	3	10	78	220	.443	58	18	2.81	6	96	125.0	0	1
2008	5-3	.625	.281	267	44	75	9	2	6	39	106	.397	30	9	5.62	4	69	72.0	0	0
2009	12-4	.750	.305	550	132	168	28	5	4	121	218	.396	111	12	4.49	6	127	144.1	1	0
2010	4-2	.667	.278	205	38	57	11	2	3	33	81	.395	23	7	4.25	2	42	53.0	0	1
2011	6-1	.857	.255	231	40	59	15	2	4	38	90	.390	49	5	2.77	2	56	65.0	1	1
2012	7-1	.875	.317	271	66	86	22	2	4	61	124	.458	36	7	3.04	3	52	71.0	0	0
2013	7-2	.777	.286	301	54	86	17	2	0	50	107	.355	48	8	2.59	2	57	80.0	1	1
2014	7-2	.777	.302	298	68	90	15	4	2	63	119	.399	53	7	2.89	2	45	81.0	1	1
2015	7-5	.583	.312	417	75	130	20	7	14	70	206	.494	45	5	4.58	2	82	106.0	0	1
2016	9-2	.818	.338	385	90	130	19	7	7	88	184	.478	44	5	3.91	5	89	99.0	0	1
2017	10-3	.769	.262	413	71	108	21	5	7	67	160	.387	54	11	2.09	6	94	116.0	0	1
2018	15-2	.882	.352	611	143	215	33	8	16	133	312	.511	73	14	3.12	5	144	153.0	1	1
2019	10-1-1	.875	.283	403	86	114	24	1	11	77	173	.429	62	4	2.31	2	120	109.0	0	1
2020	2-2	.500	.298	141	23	42	12	0	3	22	63	.447	16	2	4.50	1	31	36.0	0	0
2021	5-3	.625	.339	280	66	95	15	5	10	62	150	.536	46	2	3.55	2	75	71.0	0	0



**Oregon State Player
 Offense**

Hit two home runs	3/17/19, Adley Rutschman vs. UCLA
Hit three home runs	4/2/21, Jacob Melton vs. Utah
Hit grand slam	4/16/21, Ryan Ober vs. California
Hit inside-the-park home run	4/18/19, Adley Rutschman vs. Arizona
Leadoff home run	5/10/19, Beau Philip vs. Oregon
Walkoff home run	6/6/21, Garret Forrester vs. Dallas Baptist
Pinch-hit home run	4/25/21, Kyle Froemke vs. UC Irvine
HR in 5 straight	4/13-4/21/18, Tyler Malone vs. Missouri St., Oregon
HR in 4 straight	4/5-4/9/19, Adley Rutschman vs. Utah, Oregon
HR in 3 straight	4/6-4/9/19, Adley Rutschman vs. Utah, Oregon
HR in 2 straight	5/15-5/16/21, Matthew Gretler vs. Arizona State
Back-to-back home runs	5/15/21 Matthew Gretler, Wade Meckler vs. Arizona State
Back-to-back-to-back home runs	4/11/00 Brian Barden, Curtis Davis, Joe Gerber vs. Portland
Two triples in a game	2/21/21, Preston Jones vs. Gonzaga
Three doubles in a game	3/8/20, Jake Dukart vs. UC Santa Barbara
Hit for the cycle	5/10/11, Ryan Dunn vs. Portland
Five hits in a game	4/24/18, Steven Kwan vs. Portland
Four hits in a game	6/6/21, Andy Armstrong vs. Dallas Baptist
Drove in nine runs	3/2/85, Ken Bowen vs. Chico State
Drove in eight runs	3/31/04, Shea McFeely vs. Portland
Drove in seven runs	4/2/21, Jacob Melton vs. Utah
Drove in six runs	6/5/21, Kyle Dervede vs. McNeese
Drove in five runs	3/24/21, Kyler McMahan vs. Santa Clara
Scored six runs	3/2/85, Ken Bowen vs. Chico State
Scored five runs	3/5/00, Brian Barden vs. Washington
Scored four runs	4/2/21, Jacob Melton vs. Utah

Pitching

Threw a perfect game	3/21/15, Drew Rasmussen vs. Washington St.
Threw a no-hitter	3/21/15, Drew Rasmussen vs. Washington St.
Threw a one-hitter	3/3/18, Bryce Fehmel vs. Hartford
Threw a shutout	4/6/19, Bryce Fehmel vs. Utah
Threw a complete game	5/27/21, Kevin Abel vs. Stanford
Threw back-to-back complete games	5/19-5/20/17 Luke Heimlich, Jake Thompson vs. Washington State
Had 14 strikeouts	5/18/18, Luke Heimlich vs. USC
Had 13 strikeouts	3/24/18, Luke Heimlich vs. Washington
Had 12 strikeouts	2/21/20, Christian Chamberlain vs. Mississippi St.
Had 11 strikeouts	5/22/21, Cooper Hjerpe vs. Arizona
Had 10 strikeouts	4/14/19, Grant Gambrell vs. Arizona State

Team

Had 25 or more hits	4/1/17 vs. Stanford (25)
Had 20 or more hits	2/21/21 vs. Gonzaga (20)
Scored 15 or more runs	4/16/21 vs. California (15)
Scored 10 or more runs	6/5/21 vs. McNeese (10)
Did not strike out	2/21/16 vs. Minnesota
Won 10 straight games	2021 (10)
Won 15 straight games	2017 (23)
Extra-Innings victory	4/23/21, OSU 7, UC Irvine 5 (11)
Extra-Innings loss	4/30/21, UCLA 6, OSU 5 (10)
Was shut out	5/25/19, USC 5, OSU 0
Was no-hit	3/23/13, Arizona State 4, OSU 0
Threw back-to-back shutouts	5/28, 5/29/16 vs. UCLA
Threw back-to-back-to-back shutouts	5/27, 5/28, 5/29/16 vs. UCLA
Turned a Triple Play	5/15/18 vs. San Diego (1st inning)

All-Time Oregon State No-Hitters/Perfect Games

Date	Opponent (score)	Pitcher(s)
3/26/21	at Washington (3-0)	Kevin Abel (6 IP, 7 SO, 3 BB), Joey Mundt (1 IP, 2 SO, 1 BB), Jake Mulholland (1 IP, 0 SO, 0 BB)
3/21/15	Washington State (3-0)*	Drew Rasmussen (9 IP, 10 SO, 0 BB)
3/8/14	vs. Northern Illinois (2-0)	Jace Fry (9 IP, 10 SO, 2 BB)
4/30/11	at UCLA (2-0)	Josh Osich (9 IP, 13 SO, 1 BB)
1/25/07	at Hawaii-Hilo (5-0)	Mike Stutes (5 IP, 7 SO, 2 BB), Josh Keller (2 IP, 0 SO, 0 BB), Mark Grbavac (1 IP, 2 SO, 0 BB), Jorge Reyes (1 IP, 0 SO, 1 BB)
4/11/67	Portland (11-0)	Cleve Benson, Eric Selberg, Jack Humphrey
4/12/47	Montana (1-0)	Fred Gallagher

* indicates Perfect Game



Year-By-Year Records

Year	Coach	Overall	League	Place
1907	F.C. McReynolds	5-2	-	-
1908	Joe Fay	11-4	-	Oregon Collegiate Champs
1909	Otto Moore	5-4	-	-
1910	Felder Jones	13-4-1	-	Northwest Collegiate Champs
1911	Frederick Walker	8-7	-	-
1912	E.J. Stewart	5-9	-	-
1913	Jesse Garrett	7-10	4-4	1st tie, Northern Division West
1914	Wilkie Clark	7-9	1-7	3rd, Northern Division West
1915	Roy Goble	13-8	5-1	1st, Northern Division West
1916	Hans Loof	10-9-1	5-3	1st, Northern Division West
1917	No team - World War I			
1918	J.D. Baldwin	4-6	-	-
1919	Jimmie Richardson	7-7	2-5	2nd, Northern Division West
1920	Jimmie Richardson	12-11	11-8	-, Northern Division
1921	Jimmie Richardson	11-8-1	5-7-1	-, Northern Division
1922	Guy Rathbun	13-8	9-8	3rd, Northern Division
1923	Ralph Coleman	10-6	8-6	-, Northern Division
1924	Ralph Coleman	16-8-1	11-8	3rd, Northern Division
1925	Ralph Coleman	11-2	11-2	1st, Northern Division
1926	Ralph Coleman	6-7	2-6	3rd, Northern Division West
1927	Ralph Coleman	13-5	5-3	1st tie, Northern Division West
1928	Ralph Coleman	8-6	3-5	3rd, Northern Division West
1929	Roy Lamb	10-9	8-8	3rd tie, Northern Division
1930	Ralph Coleman	16-6	10-6	2nd, Northern Division
1931	Ralph Coleman	9-10	7-9	3rd tie, Northern Division
1932	Slats Gill	10-9	8-8	3rd, Northern Division
1933	Slats Gill	9-5	-	-
1934	Slats Gill	10-15	5-11	5th, Northern Division
1935	Slats Gill	11-11	8-8	3rd tie, Northern Division
1936	Slats Gill	8-16	7-9	4th, Northern Division
1937	Slats Gill	8-14	4-12	4th, Northern Division
1938	Ralph Coleman	18-7	10-6	1st tie, Northern Division
1939	Ralph Coleman	15-9	7-8	3rd, Northern Division
1940	Ralph Coleman	19-5	13-3	1st, Northern Division
1941	Ralph Coleman	15-10	8-8	3rd, Northern Division
1942	Ralph Coleman	14-8	8-6	3rd, Northern Division
1943	Ralph Coleman	14-6	12-4	1st tie, Northern Division
1944	No team - World War II			
1945	No team - World War II			
1946	Ralph Coleman	16-10	10-6	2nd, Northern Division
1947	Ralph Coleman	14-11	6-10	4th, Northern Division
1948	Ralph Coleman	7-7	4-7	4th, Northern Division
1949	Ralph Coleman	15-8	8-7	3rd, Northern Division
1950	Ralph Coleman	7-12	5-9	4th, Northern Division
1951	Ralph Coleman	23-6	10-4	1st, Northern Division
1952	Ralph Coleman	27-12	10-6	1st, Northern Division
1953	Ralph Coleman	15-9	8-3	2nd, Northern Division
1954	Ralph Coleman	12-8	10-6	2nd tie, Northern Division
1955	Ralph Coleman	15-10	8-4	2nd, Northern Division
1956	Ralph Coleman	17-13	7-8	3rd, Northern Division
1957	Ralph Coleman	18-13	8-7	2nd, Northern Division
1958	Ralph Coleman	18-11	10-4	1st, Northern Division
1959	Ralph Coleman	21-7	7-6	4th, Northern Division
1960	Ralph Coleman	18-5	7-5	2nd, Northern Division
1961	Ralph Coleman	27-14	8-6	2nd, Northern Division
1962	Ralph Coleman	26-6	11-4	1st, Northern Division
1963	Ralph Coleman	23-12	11-4	1st, Northern Division
1964	Ralph Coleman	25-11	8-8	3rd, Northern Division
1965	Ralph Coleman	15-19	7-11	3rd, Northern Division
1966	Ralph Coleman	18-17	4-13	4th, Northern Division
1967	Gene Tanselli	24-13	9-6	3rd tie, Pacific-8
1968	Gene Tanselli	23-13-1	6-12	7th, Pacific-8
1969	Gene Tanselli	17-20-1	9-12	5th, Pacific-8
1970	Gene Tanselli	19-15	5-6	2nd, Northern Division
1971	Gene Tanselli	18-17	6-10	3rd, Northern Division
1972	Gene Tanselli	13-24	2-15	4th, Northern Division
1973	Jack Riley	15-20-1	5-13	4th, Northern Division
1974	Jack Riley	16-23	6-12	3rd tie, Northern Division
1975	Jack Riley	28-10-1	13-5	1st tie, Northern Division
1976	Jack Riley	31-15	12-6	2nd, Northern Division
1977	Jack Riley	31-17	12-6	2nd, Northern Division
1978	Jack Riley	22-22-2	6-9	3rd, Northern Division
1979	Jack Riley	21-25	4-11	3rd, Northern Division
1980	Jack Riley	33-16	8-9	2nd, Northern Division
1981	Jack Riley	29-14-1	11-7	2nd tie, Northern Division
1982	Jack Riley	29-15	16-8	1st, Northern Division
1983	Jack Riley	27-17	17-7	1st, Northern Division
1984	Jack Riley	22-23	11-11	4th, Northern Division
1985	Jack Riley	34-17	12-12	3rd tie, Northern Division
1986	Jack Riley	39-15	18-5	1st, Northern Division
1987	Jack Riley	31-15	15-9	2nd, Northern Division
1988	Jack Riley	30-19	14-10	2nd, Northern Division


Year	Coach	Overall	League	Place
1989	Jack Riley	27-23	15-9	2nd tie, Northern Division
1990	Jack Riley	30-22	15-9	2nd, Northern Division
1991	Jack Riley	28-20	12-8	2nd, Northern Division
1992	Jack Riley	23-30	10-20	6th, Northern Division
1993	Jack Riley	31-18	20-10	2nd, Northern Division
1994	Jack Riley	36-15	22-8	1st, Northern Division
1995	Pat Casey	25-24-1	14-16	4th tie, Northern Division
1996	Pat Casey	32-16-1	14-10	2nd, Northern Division
1997	Pat Casey	38-12-1	18-6	2nd, Northern Division
1998	Pat Casey	35-14-1	15-9	2nd, Northern Division
1999	Pat Casey	19-35	7-17	8th, Pacific-10
2000	Pat Casey	28-27	9-15	6th, Pacific-10
2001	Pat Casey	31-24	11-13	6th, Pacific-10
2002	Pat Casey	31-23	10-14	6th, Pacific-10
2003	Pat Casey	25-28	7-17	8th tie, Pacific-10
2004	Pat Casey	31-22	10-14	6th tie, Pacific-10
2005	Pat Casey	46-12	19-5	1st, Pacific-10
2006	Pat Casey	50-16	16-7	1st, Pacific-10; NCAA champions
2007	Pat Casey	49-18	10-14	6th, Pacific-10; NCAA champions
2008	Pat Casey	28-24	11-13	6th tie, Pacific-10
2009	Pat Casey	37-19	15-12	3rd tie, Pacific-10
2010	Pat Casey	32-24	12-15	7th tie, Pacific-10
2011	Pat Casey	41-19	17-10	2nd tie, Pacific-10
2012	Pat Casey	40-20	18-12	4th tie, Pac-12
2013	Pat Casey	52-13	24-6	1st, Pac-12
2014	Pat Casey	45-14	23-7	1st, Pac-12
2015	Pat Casey	39-18-1	19-10-1	2nd, Pac-12
2016	Pat Casey	35-19	16-14	3rd tie, Pac-12
2017	Pat Casey	56-6	27-3	1st, Pac-12
2018	Pat Casey	55-12-1	20-9-1	2nd, Pac-12, NCAA champions
2019	Pat Bailey	36-20-1	21-8	3rd, Pac-12
2020	Mitch Canham	5-9	-	-
2021	Mitch Canham	37-24	16-14	5th tie, Pac-12

TOTAL 2,451-1,500-17 1,061-735-2 26 PENNANTS

NOTE: From 1967 on, records include only games against NCAA or NAIA four-year schools. For polls, ABCA denotes American Baseball Coaches Association/USA Today; BA denotes Baseball America magazine; CB denotes Collegiate Baseball newspaper; NCBWA denotes National Collegiate Baseball Writers Association.



Pat Casey



Jack Riley

All-Time Coaching Records

Name	Years	Overall	Pct.	League	Pct.	1st
F.C. McReynolds	1907 (1)	5-2	.714	-	-	0
Joe Fay	1908 (1)	11-4	.733	-	-	1
Otto Moore	1909 (1)	5-4	.556	-	-	0
Felder Jones	1910 (1)	13-4-1	.750	-	-	1
Walker	1911 (1)	8-7	.533	-	-	0
E.J. Stewart	1912 (1)	5-9	.357	-	-	0
Jesse Garrett	1913 (1)	7-10	.412	4-4	.500	1
Wilkie Clark	1914 (1)	7-9	.438	1-7	.125	0
Roy Goble	1915 (1)	13-8	.619	5-1	.833	1
Hans Loof	1916 (1)	10-9-1	.525	5-3	.625	1
J.D. Baldwin	1918 (1)	4-6	.400	-	-	0
Jimmie Richardson	1919-21 (3)	30-26-1	.535	18-20-1	.474	0
Guy Rathbun	1922 (1)	13-8	.619	9-8	.529	0
Ralph Coleman	1923-28, 1930-31, 1938-66 (35)	561-316-1	.640	279-218	.561	10
Roy Lamb	1929 (1)	10-9	.526	8-8	.500	0
Slats Gill	1932-37 (6)	56-70	.444	32-48	.400	0
Gene Tanselli	1967-72 (6)	113-102-2	.525	37-61	.378	0
Jack Riley	1973-94 (22)	613-411-5	.596	274-101	.731	5
Pat Casey	1995-2018 (24)	900-458-6	.662	362-268	.574	5
Pat Bailey	2019 (1)	36-20-1	.640	21-8	.724	0
Mitch Canham	2020-21 (2)	42-33	.560	16-14	.533	0

2022 OREGON STATE BASEBALL

YEAR-BY-YEAR

Twitter.com/BeaverBaseball
Instagram.com/BeaverBaseball
Facebook.com/OregonStateBaseball

at - denotes games on opponents' home field; vs. - denotes games on neutral field; all others are games at home. All schools are listed by their current name. Middle column is game score. Right column is OSU's record after that game; ties not included.

1907

Head coach: F.C. McReynolds

5-2		Rec.
Salem High	L	0-4
at Salem High	W	8-1
at Chemawa	W	18-3
Willamette	W	12-0
Chemawa	W	9-6
at Oregon	L	3-9
Oregon	W	6-4

1908

Head coach: Joe Fay

11-4		Rec.
Oregon Collegiate champions		
at Woodburn	L	5-6
at Chemawa	L	2-3
at Willamette	W	8-4
at Chemawa	W	4-3
Whitman	L	5-6
Whitman	W	13-1
at Western Oregon	W	8-4
at Willamette	W	11-9
Chemawa	W	16-1
Chemawa	W	4-1
at Oregon	W	5-3
at Oregon	W	5-4
Oregon	W	16-2
Oregon	W	5-4
MAC Club	L	3-5

1909

Head coach: Otto Moore

5-4		Rec.
Salem High	W	10-1
Chemawa	W	13-1
MAC Club	L	5-9
Portland	W	9-4
Portland	L	6-9
5/16 at Oregon	L	2-5
5/16 at Oregon	W	7-4
Oregon	L	2-3
Oregon	W	5-0

1910

Head coach: Fielder Jones

13-4-1		Rec.
NW Collegiate champions		
3/26 Whitman	L	3-4
3/28 Whitman	W	3-0
4/13 Idaho	W	11-4
4/14 Idaho	T	2-2
4/25 at Whitman	W	5-4
4/26 at Whitman	L	2-4
4/27 at Washington State	W	5-4
4/28 at Washington State	W	6-1
4/29 at Idaho	W	14-10
4/30 at Idaho	W	8-5
5/13 Washington State	L	1-4
5/14 Washington State	W	4-3
5/21 at Oregon	W	2-0
5/21 at Oregon	W	6-3
5/24 Washington State	W	6-5
5/24 Washington State	W	6-3
6/3 Oregon	L	4-8
6/4 Oregon	W	10-4

1911

Head coach: Frederick Walker

8-7		Rec.
Portland Roadsters	L	1-12
Whitman	W	22-4
4/15 Whitman	W	14-5
4/21 at Willamette	W	7-3
4/22 at MAC	L	3-6
4/24 at Washington	L	0-2
4/25 at Washington	L	1-6
at Idaho	L	3-10
at Idaho	W	8-4
at Washington State	W	7-0
at Washington State	L	0-2
5/5 Washington State	L	6-9
5/6 Washington State	W	4-2
5/12 Idaho	W	9-0
5/13 Idaho	W	8-4

1912

Head coach: E.J. Stewart

5-9		Rec.
Pacific (Ore.)	W	15-6
MAC Club	L	4-6
Mt. Angel	W	9-2
Chemawa	W	9-0
Oregon	L	0-3
Oregon	L	2-5
Washington State	W	4-3
Washington State	L	10-11
at Oregon	L	4-5
at Oregon	L	3-5
at Washington State	L	2-5
at MAC Club	L	0-4
at Willamette	L	2-4
Willamette	W	14-5

1913

Head coach: Jesse Garrett

7-10; 4-4 North (West)		Rec.
4/11 Portland Colts	L	1-14
4/15 Regina	L	6-7
4/16 Regina	L	3-6
4/23 Regina	L	1-6
4/28 vs. Regina	W	8-4
4/26 MAC Club	W	12-4
Regina	L	2-14
5/2 at Oregon	W	6-2
5/3 at Oregon	L	4-8
5/7 at Chemawa	W	21-4
5/9 Washington	W	10-5
5/10 Washington	L	1-14
5/16 Oregon	W	7-5
5/19 at Washington	L	2-5
5/20 at Washington	L	0-2
5/24 Oregon	W	14-5
5/30 at Multnomah Ath. Cl.	L	3-6

1914

Head coach: Wilkie Clark

7-9; 1-7 North (West)		Rec.
Chemawa	W	6-5
3/21 Corvallis High	W	8-4
4/1 Baker City	W	4-3
4/2 Baker City	W	15-4
4/16 Helena	L	10-11
4/17 Helena	W	6-0
4/18 Helena	L	2-5
4/24 at Washington	L	4-5
4/25 at Washington	L	2-4
4/27 at Chemawa	W	9-0
5/11 Washington	W	4-0
5/12 Washington	L	0-3
5/15 at Oregon	L	2-4
5/16 at Oregon	L	2-12
5/22 Oregon	L	5-11
5/23 Oregon	L	0-13

1915

Head coach: Roy Goble

13-8, 5-1 North (West)		Rec.
3/19 McMinnville Tigers	L	6-9
3/20 McMinnville Tigers	L	4-6
3/27 at Portland Monarchs	W	2-0
4/10 Chemawa	W	10-1
4/12 at Washington State	L	1-4
4/13 at Washington State	W	12-5
4/14 at Whitman	W	9-6
4/15 at Whitman	L	5-6
4/16 at Pendleton	W	12-6
4/17 at Pendleton	W	5-1
4/21 Pacific (Ore.)	W	7-4
4/23 at Washington	W	5-1
4/24 at Washington	L	6-10
4/30 Oregon	W	7-3
5/1 Oregon	W	20-6
5/7 Washington State	W	12-6
5/8 Washington State	L	5-8
5/14 Washington	W	5-1
5/15 Washington	W	14-2
5/31 at Washington State	L	2-4
6/1 at Washington State	L	3-4

1916

Head coach: Hans Loof

10-9-1, 5-3 North (West)		Rec.
League: 3rd		
at Baker City	W	13-2
at Albertson	W	4-1
at Albertson	W	2-0
at Spokane Indians	L	4-15
at Spokane Indians	L	5-10
at Idaho	L	2-6
at Washington State	T	0-0
at Willamette	W	16-0
at Washington	W	7-2
at Washington	L	3-2
4/26 Washington	W	9-3
4/27 Washington	W	2-1
at Oregon	L	5-6
at Oregon	L	2-10
5/8 Oregon	W	6-0
5/8 Oregon	W	6-3
at California	L	2-5
at California	L	3-10
at California	L	0-9
5/19 Willamette	W	6-0

1917

No varsity baseball - World War I

1918

Head coach: J.D. Baldwin

4-6		Rec.
League: 4th		
4/6 Willamette	W	5-2
4/17 at Willamette	W	14-2
4/19 Oregon	L	2-3
4/20 Oregon	L	1-15
4/26 at Oregon	L	8-18
4/27 at Oregon	L	7-21
5/3 Oregon	W	13-12
5/4 Oregon	L	10-12
5/10 at Oregon	W	10-1
5/11 at Oregon	L	4-5

1919

Head coach: Jimmie Richardson

7-7, 2-5 North (West)		Rec.
North: 3rd		
at Gonzaga	W	5-2
at Washington State	W	14-7
at Washington State	L	0-3

at Multnomah Ath. Cl.	L	6-7	2-2
Multnomah Ath. Club	W	8-5	3-2
Washington State	W	6-4	4-2
Washington State	W	4-1	5-2
Washington	L	6-12	5-3
Washington	L	1-3	5-4
at Washington	L	0-1	5-5
at Washington	L	3-4	5-6
Oregon	L	5-9	5-7
Oregon	W	9-3	6-7
at Oregon	W	16-3	7-7

1920

Head coach: Jimmie Richardson

12-11, 11-8 North

North: 5th

			Rec.
at Santa Clara	L	2-9	0-1
at Stanford	L	3-4	0-2
at Stanford	L	2-3	0-3
at California	L	0-10	0-4
at California	W	2-1	1-4
at Sac. Senators	L	2-6	1-5
at Sac. Senators	L	1-7	1-6
at Cal State-Chico	W	9-4	2-6
Willamette	W	11-0	3-6
Willamette	W	7-0	4-6
at Washington	L	0-2	4-7
at Washington	L	5-9	4-8
Washington State	W	11-0	5-8
Washington State	W	3-0	6-8
Washington State	W	6-2	7-8
Stanford	W	6-0	8-8
Stanford	W	5-4	9-8
at Oregon	L	3-4	9-9
at Oregon	W	14-8	10-9
Washington	L	4-6	10-10
Washington	W	4-3	11-10
Oregon	L	0-3	11-11
Oregon	W	3-2	12-11

1921

Head coach: Jimmie Richardson

11-8-1, 5-7-1 North

North: 4th

			Rec.
North Pacific Dental	W	5-1	1-0
North Pacific Dental	W	15-3	2-0
4/9 Multnomah Ath. Club	W	6-5	3-0
4/14 New York Colored Sox	L	0-3	3-1
North Pacific Dental	W	5-4	4-1
at Camp Lewis	W	4-3	5-1
at Washington	L	3-8	5-2
at Washington	T	0-0	5-2
at Gonzaga	W	3-2	6-2
at Washington State	L	7-15	6-3
at Washington State	L	3-5	6-4
Washington	L	3-4	6-5
Washington	W	4-1	7-5
Willamette	W	4-0	8-5
Washington State	L	9-12	8-6
Washington State	W	2-1	9-6
Oregon	L	2-3	9-7
Oregon	W	5-4	10-7
at Oregon	W	14-5	11-7
at Oregon	L	6-8	11-8

1922

Head coach: Guy Rathbun

13-8, 9-8 North

North: 4th

			Rec.
4/8 North Pacific Dental	W	6-0	1-0
4/19 Chemawa	W	10-4	2-0
4/21 Mt. Angel	W	10-2	3-0
4/22 Mt. Angel	W	5-3	4-0
4/25 at Washington	L	3-10	4-1
4/26 at Washington	L	0-17	4-2
at Gonzaga	W	8-6	5-2
4/28 at Washington State	L	7-9	5-3
4/29 at Washington State	W	11-9	6-3
5/1 at Whitman	W	8-4	7-3
5/2 at Whitman	L	4-5	7-4
5/5 Washington	L	2-8	7-5
5/6 Washington	W	7-6	8-5
5/8 Washington State	L	6-7	8-6
5/9 Washington State	L	7-9	8-7
5/12 Oregon	W	8-4	9-7
5/13 Oregon	W	11-6	10-7
5/15 Whitman	L	11-13	10-8
5/16 Whitman	W	15-8	11-8
5/19 at Oregon	W	11-1	12-8
5/20 at Oregon	W	6-3	13-8

1923

Head coach: Ralph Coleman

10-6, 8-6 North

North: 4th

			Rec.
Mt. Angel	W	7-6	1-0
Mt. Angel	W	4-1	2-0
Pacific (Ore.)	W	5-3	3-0
Idaho	L	5-15	3-1
Idaho	L	8-11	3-2
at Whitman	W	5-3	4-2
at Idaho	W	13-2	5-2
at Idaho	L	7-8	5-3
at Washington State	L	3-16	5-4
at Washington State	L	3-5	5-5
Oregon	W	1-0	6-5
Oregon	W	22-5	7-5
Washington State	L	1-5	7-6
Washington State	W	16-10	8-6
at Oregon	W	11-5	9-6
at Oregon	W	6-1	10-6

1924

Head coach: Ralph Coleman

16-8-1, 11-8 North

North: N/A

			Rec.
Mt. Angel	W	13-1	1-0
Mt. Angel	W	12-2	2-0
Kelso	W	17-4	3-0
Meiji, Japan	W	7-0	4-0
Multnomah Ath. Club	W	8-3	5-0
at Salem Senators	L	3-7	5-1
Pacific (Ore.)	W	16-1	6-1
Whitman	W	11-6	7-1
Whitman	W	11-6	8-1
Washington	W	6-5	9-1
Washington	L	5-7	9-2
at Oregon	W	9-3	10-2
Oregon	W	14-11	11-2
Idaho	W	6-1	12-2
Idaho	W	11-0	13-2
Washington State	L	0-3	13-3
Oregon	L	4-8	13-4
at Oregon	W	12-2	14-4
at Washington	W	9-6	15-4
at Washington	L	0-6	15-5
at Washington State	W	10-9	16-5
at Washington State	T	9-9	16-5
at Idaho	L	1-3	16-6
at Idaho	L	2-10	16-7
at Gonzaga	L	6-7	16-8

1925

Head coach: Ralph Coleman

11-2, 11-2 North

North: 2nd

			Rec.
4/24 Pacific (Ore.)	W	9-2	1-0
4/28 at Willamette	W	14-2	2-0
Whitman	W	4-3	3-0
Idaho	W	8-2	4-0
Washington State	W	16-3	5-0
Washington	W	6-3	6-0
at Washington	L	3-5	6-1
at Gonzaga	W	4-3	7-1
at Washington State	W	9-8	8-1
at Idaho	L	1-4	8-2
5/27 at Whitman	W	7-4	9-2
at Oregon	W	10-4	10-2
6/5 Oregon	W	10-5	11-2

1926

Head coach: Ralph Coleman

6-7, 2-6 North (West)

North: 5th

			Rec.
Kelso	W	3-2	1-0
Kelso	L	4-7	1-1
Multnomah Ath. Club	W	6-5	2-1
Pacific (Ore.)	W	13-2	3-1
St. John's Bears	W	17-5	4-1
at Oregon	L	3-7	4-2
Washington	L	2-3	4-3
Washington	L	9-14	4-4
at Washington	W	6-2	5-4
at Washington	L	2-8	5-5
at Oregon	L	6-16	5-6
Oregon	L	2-4	5-7
Oregon	W	6-4	6-7

1927

Head coach: Ralph Coleman

13-5, 5-3 North (West)

North: 3rd

			Rec.
4/1 Pacific (Ore.)	W	7-1	1-0
4/9 Willamette	W	10-0	2-0
4/9 Willamette	W	9-3	3-0
4/20 Albany	W	10-5	4-0
4/22 Oregon	W	6-5	5-0
4/23 Oregon	W	13-7	6-0
4/28 Linfield	W	19-4	7-0
4/30 Multnomah Ath. Club	W	15-9	8-0
5/6 Washington	W	20-2	9-0
5/7 Washington	L	11-13	9-1
5/13 at Washington	W	11-6	10-1
5/14 at Washington	L	2-6	10-2
5/23 at Oregon	L	2-5	10-3
5/24 at Oregon	W	18-8	11-3
5/28 vs. Washington	W	4-3	12-3
6/2 at Washington State	L	2-5	12-4
6/3 at Washington State	W	8-7	13-4
6/4 at Washington State	L	6-8	13-5

1928

Head coach: Ralph Coleman

8-6, 3-5 North (West)

North: 5th

			Rec.
4/13 Portland	L	9-11	0-1
4/14 Portland	W	10-5	1-1
4/27 at Washington	W	13-3	2-1
4/28 at Washington	L	4-5	2-2
5/4 Linfield	W	11-1	3-2
5/7 Washington	W	5-4	4-2
5/8 Washington	L	3-11	4-3
5/11 at Oregon	L	6-9	4-4
5/12 Oregon	L	4-10	4-5
5/15 Oregon	L	7-16	4-6
5/19 Multnomah Ath. Club	W	12-5	5-6
5/22 at Oregon	W	16-4	6-6
5/25 at Portland	W	13-5	7-6
5/26 at Portland	W	4-3	8-6

2022 OREGON STATE BASEBALL

YEAR-BY-YEAR

Twitter.com/BeaverBaseball
Instagram.com/BeaverBaseball
Facebook.com/OregonStateBaseball

1929

Head coach: Roy Lamb
10-9, 8-8 North

North: 4th		Rec.
4/6	Western Oregon	W 16-3 1-0
4/12	Willamette	W 7-2 2-0
4/24	Meiji, Japan	L 6-13 2-1
4/26	Oregon	W 4-3 3-1
4/27	Oregon	L 6-7 3-2
5/6	Idaho	W 7-1 4-2
5/7	Idaho	L 6-8 4-3
5/8	Washington State	W 14-7 5-3
5/9	Washington State	L 5-9 5-4
5/13	Washington	W 7-3 6-4
5/14	Washington	W 6-4 7-4
5/17	at Washington State	W 10-3 8-4
5/19	at Washington State	L 4-5 8-5
5/20	at Idaho	L 6-7 8-6
5/21	at Idaho	W 11-2 9-6
5/23	at Washington	W 7-5 10-6
5/24	at Washington	L 3-5 10-7
5/31	Oregon	L 4-7 10-8
6/1	at Oregon	L 4-8 10-9

1930

Head coach: Ralph Coleman
16-6, 10-6 North

North: 2nd		Rec.
4/4	Willamette	W 5-3 1-0
4/5	at Willamette	W 8-7 2-0
4/11	Portland	W 4-3 3-0
4/12	Portland	W 2-0 4-0
4/15	Pacific (Ore.)	W 17-0 5-0
4/16	Pacific (Ore.)	W 12-1 6-0
4/26	at Oregon	W 5-1 7-0
4/30	Washington State	W 6-4 8-0
5/1	Washington State	L 4-5 8-1
5/5	Idaho	W 13-3 9-1
5/6	Idaho	W 4-2 10-1
5/9	Washington	L 0-6 10-2
5/10	Washington	L 3-4 10-3
5/16	at Washington	L 1-5 10-4
5/17	at Washington	W 7-5 11-4
5/19	at Idaho	W 14-1 12-4
5/21	at Washington State	L 3-4 12-5
5/22	at Washington State	W 9-3 13-5
5/23	at Idaho	W 6-5 14-5
5/27	Oregon	W 10-1 15-5
5/30	at Oregon	W 6-4 16-5
5/31	Oregon	L 3-8 16-6

1931

Head coach: Ralph Coleman
9-10, 7-9 North

North: 4th		Rec.
4/17	Willamette	W 7-3 1-0
4/18	Willamette	W 10-7 2-0
4/24	at Oregon	W 7-3 3-0
4/25	Oregon	W 11-7 4-0
4/28	at Willamette	L 6-8 4-1
5/1	Idaho	W 14-3 5-1
5/2	Idaho	L 9-16 5-2
5/6	Washington State	L 0-6 5-3
5/7	Washington State	W 5-1 6-3
5/11	Washington	L 11-15 6-4
5/12	Washington	L 4-18 6-5
5/15	at Idaho	L 6-7 6-6
5/16	at Idaho	W 17-1 7-6
5/18	at Washington State	L 6-7 7-7
5/19	at Washington State	W 7-6 8-7
5/21	at Washington	L 1-12 8-8
5/22	at Washington	L 5-6 8-9
5/29	at Oregon	W 12-2 9-9
5/30	Oregon	L 6-7 9-10

1932

Head coach: Slats Gill

10-9, 8-8 North

North: 3rd		Rec.
4/16	Willamette	W 3-2 1-0
4/22	Willamette	L 2-6 1-1
4/23	at Willamette	W 20-19 2-1
4/29	Oregon	L 7-10 2-2
4/30	at Oregon	W 6-2 3-2
5/4	Washington State	L 3-6 3-3
5/5	Washington State	L 1-6 3-4
5/9	Idaho	W 12-4 4-4
5/10	Idaho	W 11-5 5-4
5/13	Washington	L 3-9 5-5
5/14	Washington	W 7-2 6-5
5/20	at Washington	L 1-5 6-6
5/21	at Washington	L 1-2 6-7
5/23	at Idaho	W 11-4 7-7
5/24	at Idaho	W 11-6 8-7
5/26	at Washington State	W 9-5 9-7
5/26	at Washington State	L 2-3 9-8
5/31	at Oregon	W 4-3 10-8
6/1	Oregon	L 3-6 10-9

1933

Head coach: Slats Gill
9-5, 3-3 North

North: 3rd		Rec.
4/14	Western Oregon	W 11-8 1-0
4/15	Western Oregon	L 0-3 1-1
4/21	Linfield	W 6-5 2-1
4/22	North Pacific Dental	W 9-2 3-1
4/28	Willamette	W 9-7 4-1
5/11	at Willamette	L 2-3 4-2
5/12	Portland	W 8-1 5-2
5/13	Portland	W 8-3 6-2
5/19	at Oregon	W 11-3 7-2
5/20	Oregon	L 6-14 7-3
5/26	Oregon	W 14-2 8-3
5/27	at Oregon	W 8-5 9-3
6/2	at Oregon	L 8-9 9-4
6/3	Oregon	L 2-3 9-5

1934

Head coach: Slats Gill
10-15, 5-11 North

North: 5th		Rec.
4/6	Pacific (Ore.)	W 2-1 1-0
4/10	at Western Oregon	W 22-8 2-0
4/11	Western Oregon	W 23-11 3-0
4/13	Portland	W 11-10 4-0
4/14	Portland	L 4-5 4-1
	at Western Oregon	L 6-11 4-2
	Western Oregon	W 5-4 5-2
4/20	Willamette	L 10-15 5-3
4/21	Willamette	L 7-9 5-4
4/27	at Oregon	L 1-5 5-5
4/28	Oregon	L 8-10 5-6
5/5	Idaho	L 4-8 5-7
5/5	Idaho	W 5-2 6-7
5/9	Washington State	L 3-7 6-8
5/10	Washington State	W 5-0 7-8
5/14	Washington	W 9-7 8-8
5/15	Washington	L 7-10 8-9
5/18	at Washington State	L 1-2 8-10
5/19	at Washington State	L 1-2 8-11
5/21	at Idaho	L 4-8 8-12
5/22	at Idaho	W 16-8 9-12
5/24	at Washington	L 3-5 9-13
5/25	at Washington	W 6-5 10-13
6/2	Oregon	L 4-6 10-14
6/2	at Oregon	L 10-11 10-15

1935

Head coach: Slats Gill
11-11, 8-8 North

North: 3rd		Rec.
4/12	Linfield	W 19-3 1-0
4/13	Linfield	W 14-9 2-0
4/15	Willamette	L 3-6 2-1
4/17	Western Oregon	W 9-7 3-1

4/20	Portland	L 4-7 3-2
4/24	Willamette	L 3-4 3-3
4/26	at Oregon	L 0-17 3-4
4/27	Oregon	W 12-7 4-4
5/3	Idaho	W 12-1 5-4
5/4	Idaho	W 9-4 6-4
5/8	Washington State	L 8-9 6-5
5/9	Washington State	W 10-9 7-5
5/13	Washington	W 21-4 8-5
5/14	Washington	W 12-11 9-5
5/17	at Washington State	L 2-4 9-6
5/18	at Washington State	L 5-8 9-7
5/20	at Idaho	W 5-4 10-7
5/21	at Idaho	L 1-12 10-8
5/23	Washington	W 13-2 11-8
5/24	Washington	L 0-8 11-9
5/31	Oregon	L 6-15 11-10
6/1	at Oregon	L 3-6 11-11

1936

Head coach: Slats Gill
8-16, 7-9 North

North: 4th		Rec.
4/10	Willamette	L 0-12 0-1
4/11	Willamette	L 0-7 0-2
4/11	Willamette	L 7-9 0-3
4/14	Linfield	L 5-12 0-4
4/17	Western Oregon	W 10-6 1-4
4/18	Portland	L 7-8 1-5
4/18	Portland	L 3-8 1-6
4/21	Western Oregon	L 8-13 1-7
4/25	Oregon	W 7-6 2-7
5/1	Washington State	L 2-13 2-8
5/2	Washington State	L 3-6 2-9
5/6	Idaho	W 4-2 3-9
5/6	Idaho	L 5-6 3-10
5/11	Washington	L 4-9 3-11
5/12	Washington	W 13-10 4-11
5/15	at Washington	W 7-6 5-11
5/16	at Washington	L 0-2 5-12
5/18	at Washington State	L 7-17 5-13
5/19	at Washington State	L 5-8 5-14
5/20	at Idaho	W 7-4 6-14
5/21	at Idaho	W 11-6 7-14
5/25	at Oregon	L 3-4 7-15
5/29	at Oregon	W 8-2 8-15
5/30	Oregon	L 5-10 8-16

1937

Head coach: Slats Gill
8-14, 4-12 North

North: 4th		Rec.
	Willamette	L 0-5 0-1
	Willamette	L 2-9 0-2
	Willamette	W 5-4 1-2
	Western Oregon	W 6-4 2-2
	at Western Oregon	W 13-12 3-2
	Oregon	L 1-7 3-3
	at Oregon	L 0-14 3-4
	Idaho	L 9-11 3-5
	Idaho	W 6-3 4-5
	Washington State	L 6-16 4-6
	Washington State	L 0-13 4-7
	Washington	L 2-11 4-8
	Washington	W 17-7 5-8
	at Portland	W 5-2 6-8
	at Washington State	L 2-5 6-9
	at Washington State	L 3-17 6-10
	at Idaho	W 8-5 7-10
	at Idaho	W 5-3 8-10
	at Washington	L 3-4 8-11
	at Washington	L 3-13 8-12
	at Oregon	L 0-8 8-13
	at Oregon	L 3-10 8-14

1938

Head coach: Ralph Coleman
18-7, 10-6 North

North: 1st			
4/5	at Western Oregon	W	4-1 1-0
4/7	Western Oregon	W	12-1 2-0
4/8	Pacific (Ore.)	W	5-0 3-0
4/9	Pacific (Ore.)	W	17-5 4-0
4/9	Pacific (Ore.)	W	16-4 5-0
4/13	Portland	W	5-3 6-0
4/13	Portland	W	5-2 7-0
4/22	at Oregon	L	1-4 7-1
4/23	Oregon	W	11-2 8-1
4/25	Linfield	W	10-7 9-1
4/26	at Linfield	L	4-6 9-2
4/29	Washington State	W	7-1 10-2
4/30	Washington State	W	10-2 11-2
5/4	Idaho	W	7-4 12-2
5/5	Idaho	W	11-9 13-2
5/9	Washington	W	6-3 14-2
5/10	Washington	W	5-3 15-2
5/18	at Idaho	W	12-3 16-2
5/19	at Idaho	L	2-5 16-3
5/20	at Washington State	L	0-4 16-4
5/21	at Washington State	L	0-4 16-5
5/23	at Washington	W	3-2 17-5
5/24	at Washington	W	4-2 18-5
5/28	Oregon	L	5-9 18-6
5/30	at Oregon	L	7-9 18-7

1939

Head coach: Ralph Coleman			
15-9, 7-8 North			
North: 3rd			
			Rec.
Willamette	W	5-0	1-0
Western Oregon	W	11-0	2-0
Western Oregon	W	16-3	3-0
at Willamette	W	2-0	4-0
Willamette	W	10-7	5-0
Linfield	W	7-3	6-0
Linfield	W	17-2	7-0
Portland	L	5-6	7-1
Portland	W	12-0	8-1
Oregon	W	22-11	9-1
at Oregon	L	1-5	9-2
Idaho	W	23-14	10-2
Idaho	W	7-3	11-2
Washington State	W	9-5	12-2
Washington State	L	11-13	12-3
Washington	W	10-3	13-3
Washington	L	3-7	13-4
at Idaho	W	3-2	14-4
at Washington State	L	3-7	14-5
at Washington State	W	6-3	15-5
at Washington	L	3-5	15-6
at Washington	L	0-6	15-7
at Oregon	L	3-7	15-8
Oregon	L	0-2	15-9

1940

Head coach: Ralph Coleman			
19-5, 13-3 North			
North: 1st			
			Rec.
4/2	Pacific (Ore.)	W	8-0 1-0
4/4	Willamette	L	1-10 1-1
4/5	at Willamette	W	11-6 2-1
4/6	Willamette	W	14-1 3-1
4/11	Salem Senators	W	4-2 4-1
4/12	Linfield	W	12-4 5-1
4/13	Salem Senators	L	5-15 5-2
4/19	at Oregon	W	10-3 6-2
4/20	Oregon	W	10-7 7-2
4/26	Washington State	W	7-1 8-2
4/27	Washington State	W	4-3 9-2
5/1	Idaho	W	9-4 10-2
5/2	Idaho	L	1-3 10-3
5/6	Washington	W	2-1 11-3
5/7	Washington	W	7-5 12-3
5/11	Portland	W	14-4 13-3
5/15	at Idaho	W	9-3 14-3
5/16	at Idaho	W	9-1 15-3
5/17	at Washington State	L	0-8 15-4

5/18	at Washington State	L	3-6 15-5
5/20	at Washington	W	2-1 16-5
5/21	at Washington	W	4-2 17-5
5/25	Oregon	W	5-0 18-5
5/26	at Oregon	W	4-1 19-5

1941

Head coach: Ralph Coleman			
15-10, 8-8 North			
North: 4th			
			Rec.
3/25	Linfield	W	8-2 1-0
3/29	Pacific (Ore.)	W	3-2 2-0
3/29	Pacific (Ore.)	W	6-3 3-0
4/1	Western Oregon	W	12-3 4-0
4/10	Willamette	W	4-0 5-0
4/11	Salem Senators	L	6-14 5-1
4/12	at Salem Senators	L	3-9 5-2
4/15	at Pacific (Ore.)	W	3-2 6-2
4/15	at Pacific (Ore.)	W	7-1 7-2
4/18	Oregon	L	6-8 7-3
4/19	at Oregon	W	4-3 8-3
4/23	Idaho	W	14-6 9-3
4/24	Idaho	W	5-4 10-3
4/28	Washington State	W	5-2 11-3
4/29	Washington State	L	2-9 11-4
5/2	Washington	W	6-0 12-4
5/3	Washington	W	5-4 13-4
5/9	at Washington State	W	4-0 14-4
5/10	at Washington State	L	2-7 14-5
5/12	at Idaho	W	7-3 15-5
5/13	at Idaho	L	1-2 15-6
5/14	at Washington	L	4-5 15-7
5/15	at Washington	L	7-8 15-8
5/24	at Oregon	L	1-2 15-9
5/26	Oregon	L	5-9 15-10

1942

Head coach: Ralph Coleman			
14-8, 8-6 North			
North: 3rd			
			Rec.
3/27	Linfield	W	6-0 1-0
3/30	Willamette	W	4-3 2-0
4/3	at Willamette	W	3-1 3-0
4/4	at Portland	L	6-8 3-1
4/8	Willamette	W	5-4 4-1
4/10	at Willamette	W	4-3 5-1
4/11	Pacific (Ore.)	W	14-0 6-1
4/11	Pacific (Ore.)	L	5-6 6-2
4/18	at Oregon	W	2-1 7-2
4/24	Washington State	W	11-0 8-2
4/25	Washington State	W	4-0 9-2
4/29	Idaho	W	16-3 10-2
5/4	Washington	W	7-3 11-2
5/5	Washington	W	9-6 12-2
5/6	Oregon	L	5-6 12-3
5/13	at Idaho	W	4-6 13-3
5/14	at Idaho	W	13-6 14-3
5/15	at Washington State	L	5-6 14-4
5/16	at Washington State	L	4-7 14-5
5/18	at Washington	L	2-10 14-6
5/19	at Washington	L	2-3 14-7
5/23	at Oregon	L	3-4 14-8

1943

Head coach: Ralph Coleman			
14-6, 12-4 North			
North: 2nd			
			Rec.
4/9	Camp Adair	W	3-1 1-0
4/9	Oregon	L	1-14 1-1
4/10	at Oregon	W	4-3 2-1
4/14	Idaho	W	8-7 3-1
4/15	Idaho	W	15-2 4-1
4/19	Washington State	W	7-4 5-1
4/20	Washington State	W	8-6 6-1
4/23	Washington	L	1-3 6-2
4/24	Washington	W	7-0 7-2
	at Willamette	L	5-6 7-3
4/30	at Washington State	W	2-1 8-3

5/1	at Washington State	W	6-2 9-3
5/3	at Idaho	W	9-0 10-3
5/4	at Idaho	W	5-4 11-3
5/13	at Washington	L	0-2 11-4
5/14	at Washington	W	6-3 12-4
5/10	Willamette	W	17-1 13-4
5/11	Camp Adair	L	4-8 13-5
5/15	Oregon	W	6-4 14-5
5/16	at Oregon	L	1-9 14-6

1944-1945

No varsity baseball - World War II

1946

Head coach: Ralph Coleman			
16-10, 10-6 North			
North: 2nd			
			Rec.
4/5	Salem Senators	L	2-8 0-1
4/6	Salem Senators	L	2-14 0-2
4/6	Salem Senators	L	0-10 0-3
4/12	at Willamette	W	17-7 1-3
4/13	Willamette	W	15-8 2-3
4/13	Willamette	W	3-2 3-3
4/15	Pacific (Ore.)	W	9-5 4-3
4/16	Linfield	W	13-1 5-3
4/19	Washington State	W	14-10 6-3
4/20	Washington State	W	3-1 7-3
4/24	Idaho	L	12-14 7-4
4/25	Idaho	W	2-1 8-4
4/29	Washington	L	7-9 8-5
4/30	Washington	L	2-6 8-6
5/4	at Portland	L	3-7 8-7
5/4	at Portland	W	14-0 9-7
5/8	at Idaho	W	7-0 10-7
5/9	at Idaho	W	13-9 11-7
5/10	at Washington State	W	10-6 12-7
5/11	at Washington State	L	5-9 12-8
5/13	at Washington	W	5-0 13-8
5/14	at Washington	L	1-5 13-9
5/18	at Oregon	W	4-3 14-9
5/20	Oregon	W	10-6 15-9
5/24	at Oregon	L	3-5 15-10
5/25	Oregon	W	9-5 16-10

1947

Head coach: Ralph Coleman			
14-11, 6-10 North			
North: 4th			
			Rec.
4/7	Lewis & Clark	W	7-2 1-0
4/7	Lewis & Clark	W	11-1 2-0
4/11	Linfield	W	5-0 3-0
4/11	Linfield	W	6-1 4-0
4/12	Montana	W	11-8 5-0
4/12	Montana	W	1-0 6-0
4/14	Willamette	W	5-4 7-0
4/14	Willamette	W	10-3 8-0
	Salem Senators	L	4-7 8-1
4/16	Idaho	W	14-7 9-1
4/17	Idaho	W	12-4 10-1
4/21	Washington State	L	3-8 10-2
4/22	Washington State	L	10-11 10-3
4/25	Washington	W	10-8 11-3
4/26	Washington	L	5-7 11-4
5/2	at Washington State	W	15-10 12-4
5/3	at Washington State	L	1-6 12-5
5/5	at Idaho	L	4-6 12-6
5/6	at Idaho	L	1-4 12-7
5/8	at Washington	L	7-9 12-8
5/9	at Washington	W	10-9 13-8
5/17	Oregon	W	9-8 14-8
5/19	at Oregon	L	0-6 14-9
5/23	Oregon	L	7-9 14-10
5/24	at Oregon	L	6-8 14-11

2022 OREGON STATE BASEBALL

YEAR-BY-YEAR

Twitter.com/BeaverBaseball
Instagram.com/BeaverBaseball
Facebook.com/OregonStateBaseball

1948

Head coach: Ralph Coleman				
7-7, 4-7 North				
North: 4th				
				Rec.
4/7	Salem Senators	W	6-5	1-0
4/10	Salem Senators	W	12-6	2-0
4/12	at Portland	L	5-6	2-1
4/12	at Portland	W	4-2	3-1
4/26	Washington	W	5-2	4-1
4/27	Washington	L	1-4	4-2
5/5	at Idaho	L	5-6	4-3
5/6	at Idaho	W	8-3	5-3
5/7	at Washington State	L	6-11	5-4
5/10	at Washington	W	5-1	6-4
5/11	at Washington	L	3-7	6-5
5/16	at Oregon	W	7-1	7-5
5/21	at Oregon	L	8-9	7-6
5/22	Oregon	L	10-13	7-7

1949

Head coach: Ralph Coleman				
15-8, 8-7 North				
North: 3rd				
				Rec.
4/5	Portland	W	6-4	1-0
4/6	Linfield	W	12-5	2-0
4/7	Salem Senators	W	10-8	3-0
4/8	at Lewis & Clark	W	13-4	4-0
4/8	at Lewis & Clark	W	20-8	5-0
4/9	at Portland	W	19-14	6-0
4/9	at Portland	L	3-16	6-1
	Lewis & Clark	W	11-2	7-1
4/15	Idaho	W	11-6	8-1
4/16	Idaho	W	13-6	9-1
4/20	Washington State	L	1-11	9-2
4/21	Washington State	L	2-4	9-3
4/25	Washington	W	17-7	10-3
4/26	Washington	W	18-8	11-3
5/4	at Washington State	L	9-10	11-4
5/5	at Washington State	L	3-4	11-5
5/6	at Idaho	W	5-2	12-5
5/7	at Idaho	W	10-4	13-5
5/9	at Washington	W	7-3	14-5
5/10	at Washington	L	5-6	14-6
5/13	at Oregon	L	6-7	14-7
5/14	Oregon	W	15-7	15-7
5/21	at Oregon	L	7-10	15-8

1950

Head coach: Ralph Coleman				
7-12, 5-9 North				
North: 4th				
				Rec.
4/1	Portland State	W	7-4	1-0
4/3	Pacific (Ore.)	L	0-3	1-1
4/5	Willamette	L	5-6	1-2
4/8	Salem Senators	W	6-0	2-2
4/10	Salem Senators	L	0-4	2-3
4/17	Idaho	W	9-4	3-3
4/18	Idaho	W	14-5	4-3
4/21	Washington	W	14-4	5-3
4/22	Washington	L	5-11	5-4
4/28	at Idaho	L	3-5	5-5
4/29	at Idaho	L	4-5	5-6
5/1	at Washington State	L	1-8	5-7
5/2	at Washington State	L	1-4	5-8
5/5	at Washington	L	0-4	5-9
5/6	at Washington	L	0-1	5-10
5/13	Oregon	W	20-2	6-10
5/14	at Oregon	W	6-3	7-10
5/19	at Oregon	L	6-10	7-11
5/20	Oregon	L	4-7	7-12

1951

Head coach: Ralph Coleman				
23-6, 10-4 North				
North: 1st				
				Rec.
3/31	Linfield	W	10-9	1-0
3/31	Linfield	W	4-3	2-0
4/3	Portland	W	7-5	3-0

4/5	at Oregon	W	10-4	4-0
4/6	Portland State	W	5-1	5-0
4/7	Lewis & Clark	W	2-0	6-0
4/7	Lewis & Clark	W	10-2	7-0
4/10	at Portland	W	16-2	8-0
4/12	Oregon	W	18-8	9-0
4/14	Willamette	W	12-4	10-0
	Willamette	W	20-2	11-0
	Linfield	W	15-7	12-0
	Idaho	W	8-4	13-0
	Idaho	W	3-2	14-0
	Washington State	W	7-4	15-0
	Washington State	W	11-10	16-0
	Washington	W	12-3	17-0
	Washington	W	5-2	18-0
	at Washington State	L	3-7	18-1
	at Washington State	L	5-6	18-2
5/14	at Washington	W	8-3	19-2
5/15	at Washington	L	1-11	19-3
5/19	at Oregon	L	2-10	19-4
5/21	Oregon	W	16-2	20-4
5/25	at Oregon	W	6-1	21-4
5/26	Oregon	W	5-1	22-4
6/1	at USC	L	4-6	22-5
6/1	at USC	W	12-1	23-5
6/2	at USC	L	7-10	23-6

1952

Head coach: Ralph Coleman				
27-12, 10-6 North				
North: 1st				
				Rec.
3/28	Pacific (Ore.)	W	22-5	1-0
3/29	Linfield	W	5-0	2-0
3/29	Linfield	W	6-0	3-0
4/1	Portland State	W	16-3	4-0
4/3	Willamette	W	8-4	5-0
4/4	at Oregon	W	4-1	6-0
4/5	Lewis & Clark	W	4-2	7-0
4/5	Lewis & Clark	L	2-3	7-1
4/7	Portland	W	5-3	8-1
4/8	at Pacific (Ore.)	W	16-4	9-1
4/9	at Linfield	L	4-5	9-2
4/10	Oregon	L	5-12	9-3
4/11	at Lewis & Clark	W	10-4	10-3
4/12	Linfield	W	5-1	11-3
4/12	Linfield	W	22-5	12-3
4/16	Washington State	W	9-2	13-3
4/17	Washington State	L	3-9	13-4
4/19	at Portland	W	19-8	14-4
4/21	Idaho	L	15-16	14-5
4/22	Idaho	W	7-4	15-5
4/25	Washington	W	7-1	16-5
4/26	Washington	W	10-8	17-5
5/1	at Idaho	W	16-5	18-5
5/2	at Idaho	W	3-1	19-5
5/5	at Washington State	L	3-5	19-6
5/6	at Washington State	W	6-5	20-6
5/8	at Washington	W	6-2	21-6
5/9	at Washington	L	6-10	21-7
5/12	Seattle	L	6-8	21-8
5/17	Oregon	W	3-1	22-8
5/19	at Oregon	L	13-14	22-9
5/23	Oregon	W	7-6	23-9
5/24	at Oregon	L	5-18	23-10
5/31	USC	W	12-10	24-10
6/1	USC	W	5-4	25-10
6/6	Fresno State	W	2-1	26-10
6/7	Fresno State	W	8-4	27-10
6/12	vs. Duke	L	7-18	27-11
6/13	vs. Texas	L	1-10	27-12

1953

Head coach: Ralph Coleman				
15-9, 8-3 North				
North: 2nd				
				Rec.
3/23	at Grant Tech	W	9-4	1-0
3/24	at California	L	3-4	1-1
3/25	at San Jose State	W	6-4	2-1
3/27	at Fresno State	L	3-5	2-2
3/28	at Fresno State	W	4-3	3-2

4/2	Willamette	L	6-7	3-3
4/3	at Oregon	W	8-2	4-3
	Lewis & Clark	W	9-1	5-3
4/7	at Willamette	L	4-5	5-4
4/9	Oregon	L	6-8	5-5
4/10	Linfield	W	17-16	6-5
4/11	Portland	W	8-3	7-5
	Idaho	W	4-1	8-5
	Idaho	L	2-3	8-6
	Washington State	L	4-8	8-7
	Washington State	W	13-5	9-7
4/25	Seattle	L	6-8	9-8
	at Washington State	W	3-0	10-8
	at Washington State	W	8-3	11-8
	at Idaho	W	13-9	12-8
	at Idaho	W	3-2	13-8
	at Washington	W	9-4	14-8
	at Washington	W	9-1	15-8
	at Oregon	L	1-2	15-9

1954

Head coach: Ralph Coleman				
12-8, 10-6 North				
North: 2nd				
				Rec.
3/30	at Lewis & Clark	W	11-0	1-0
4/1	at Oregon	L	3-5	1-1
4/7	Willamette	L	3-4	1-2
4/10	Salem Senators	W	9-4	2-2
	Washington State	W	7-1	3-2
	Washington State	W	6-4	4-2
	Idaho	W	11-3	5-2
	Idaho	W	8-7	6-2
	Washington	W	17-6	7-2
	Washington	W	32-7	8-2
4/30	at Idaho	L	0-4	8-3
5/1	at Idaho	W	10-5	9-3
	at Washington State	W	8-4	10-3
	at Washington State	L	2-10	10-4
	at Washington	L	3-5	10-5
	at Washington	W	7-4	11-5
5/15	Oregon	L	7-9	11-6
5/17	at Oregon	W	7-3	12-6
5/21	Oregon	L	6-12	12-7
5/22	at Oregon	L	0-4	12-8

1955

Head coach: Ralph Coleman				
15-10, 8-4 North				
North: 2nd				
				Rec.
	at UC Davis	W	10-1	1-0
	at California	L	2-7	1-1
	at Stanford	L	9-15	1-2
	at San Jose State	L	1-9	1-3
	at Fresno State	L	1-8	1-4
	at Fresno State	L	7-9	1-5
	at Portland	W	12-1	2-5
	Linfield	W	7-1	3-5
	Willamette	W	3-2	4-5
	at Lewis & Clark	W	5-2	5-5
	Portland State	W	21-3	6-5
	at Salem Senators	L	1-3	6-6
	Idaho	W	16-3	7-6
	Washington	W	9-0	8-6
	Washington	W	9-5	9-6
	McChord Air Force	W	8-2	10-6
	at Washington State	W	29-12	11-6
	at Idaho	W	13-5	12-6
	at Washington State	W	9-1	13-6
	at Washington	L	1-2	13-7
	at Washington	L	5-6	13-8
	Oregon	L	1-7	13-9
	at Oregon	W	15-7	14-9
	Oregon	W	6-4	15-9
	at Oregon	L	4-10	15-10

1956

Head coach: Ralph Coleman				
17-13, 7-8 North				
North: 3rd				
				Rec.
	vs. Idaho	W	5-2	1-0

vs. Idaho	W	13-2	2-0
vs. Washington State	W	4-3	3-0
vs. Washington State	W	4-3	4-0
Western Oregon	W	5-4	5-0
Lewis & Clark	W	5-1	6-0
Linfield	L	4-5	6-1
at Lewis & Clark	W	6-1	7-1
at Willamette	L	4-6	7-2
at Portland	L	4-9	7-3
Portland	L	2-12	7-4
Portland State	W	3-1	8-4
Portland State	W	4-3	9-4
at Linfield	W	3-2	10-4
Willamette	W	10-8	11-4
at Oregon	L	2-11	11-5
Oregon	L	4-11	11-6
Idaho	W	3-2	12-6
Idaho	W	16-13	13-6
Washington State	L	5-7	13-7
Washington State	L	6-12	13-8
Washington	L	12-15	13-9
Washington	L	5-9	13-10
at Idaho	W	7-5	14-10
at Idaho	W	6-1	15-10
at Washington State	L	0-4	15-11
at Washington State	L	3-9	15-12
at Washington	W	5-0	16-12
at Washington	L	0-1	16-13
Oregon	W	11-10	17-13

1957

Head coach: Ralph Coleman			
18-13, 8-7 North			
North: 2nd			
			Rec.
	vs. Idaho	L	3-6
	vs. Idaho	W	15-3
	vs. Washington State	L	10-11
	vs. Washington State	W	1-0
	Western Oregon	W	3-1
	Western Oregon	W	5-4
	Willamette	W	15-4
	Linfield	L	7-8
	Linfield	W	4-3
	at Portland	W	4-0
	at Portland	W	10-3
4/10	at Linfield	L	6-9
4/11	at Willamette	W	13-10
4/13	Portland	W	6-5
4/13	Portland	L	2-6
	Eugene Emeralds	L	6-7
4/19	Oregon	W	8-5
	at Oregon	L	4-8
	Washington State	W	12-2
	Washington State	W	11-4
	Idaho	L	4-6
	Washington	W	7-6
	Washington	W	4-3
	at Washington State	W	3-1
	at Washington State	L	2-3
	at Idaho	W	7-4
	at Idaho	L	0-1
	at Washington	L	2-5
	at Washington	L	7-9
	at Oregon	W	8-0
	Oregon	L	1-4

1958

Head coach: Ralph Coleman			
18-11, 10-4 North			
North: 1st			
			Rec.
	vs. Washington State	W	3-1
	vs. Idaho	L	2-3
	vs. Montana	W	16-5
	at Western Oregon	W	7-1
	at Linfield	L	0-4
	at Linfield	W	23-3
	at Lewis & Clark	W	13-7
	Willamette	L	1-2
	Linfield	W	5-0
	Western Oregon	W	10-1
	Portland	L	5-10

	Portland	L	1-5
	Portland State	W	12-0
	Idaho	W	3-1
	Idaho	W	4-2
	Washington State	L	5-20
	Washington State	W	3-2
	Washington	W	14-0
	Washington	W	15-7
	at Idaho	L	2-4
	at Idaho	W	13-1
	at Washington State	L	5-14
	at Washington State	L	2-3
	at Washington	W	10-4
	at Washington	W	8-7
	Oregon	W	4-3
	at Oregon	W	5-3
5/30	USC	L	0-7
5/31	USC	L	0-15

1959

Head coach: Ralph Coleman			
21-7, 7-5 North			
North: 4th			
			Rec.
	vs. Washington State	W	5-4
	vs. Montana	W	10-2
	vs. Idaho	W	10-2
4/4	at Lewis & Clark	W	6-4
	at Portland	W	13-4
	Lewis & Clark	W	10-0
	Lewis & Clark	W	12-4
	at Linfield	W	9-2
	at Willamette	W	10-2
	Western Oregon	W	14-1
	Portland State	W	9-6
	Portland	W	3-2
	Portland	W	4-2
	Linfield	W	15-5
	Oregon	W	5-2
	at Oregon	L	4-8
	Eugene Emeralds	L	9-10
	Washington State	L	1-6
	Washington State	W	6-5
	Idaho	W	11-0
	Idaho	W	14-6
	Washington	W	13-4
	at Washington State	L	5-10
	at Washington State	L	3-4
	at Washington	L	2-4
	at Washington	L	4-5
	at Oregon	W	11-0
	Oregon	W	7-4

1960

Head coach: Ralph Coleman			
18-5, 7-5 North			
North: 2nd			
			Rec.
	at Whitman	W	23-1
	at Whitman	W	10-1
	vs. Washington State	W	4-3
	vs. Idaho	W	4-3
	vs. Montana	W	6-5
	Lewis & Clark	W	6-5
4/4	Lewis & Clark	W	3-0
	at Portland	W	9-4
	Linfield	W	6-4
	Portland	W	8-7
	at Oregon	L	0-5
	Oregon	W	4-0
	Idaho	W	5-0
	Idaho	W	7-2
	Washington	W	9-6
	Washington	W	11-6
	at Washington State	L	0-3
	at Washington State	L	2-11
	at Idaho	L	9-13
	at Idaho	W	9-4
	at Washington	L	3-5
	at Washington	W	9-0
6/11	Oregon	W	11-8

1961

Head coach: Ralph Coleman			
27-14, 8-6 North			
North: 2nd			
			Rec.
	at Fresno State	L	4-1
	at Fresno State	L	0-16
	at California	L	5-6
	at Sacramento State	L	7-8
	at UC Davis	L	16-17
	Pacific (Ore.)	W	21-2
	Lewis & Clark	W	17-0
	Lewis & Clark	W	21-2
	at Portland	W	8-6
	Portland State	W	7-0
	Linfield	W	14-3
	Linfield	W	7-4
	at Lewis & Clark	W	8-1
	at Lewis & Clark	W	25-2
	Willamette	L	0-3
	Willamette	W	8-4
	Portland	W	12-2
	at Linfield	W	3-1
	at Linfield	W	6-5
	at Willamette	W	17-0
4/28	Idaho	W	6-2
5/3	Washington State	W	10-3
5/4	Washington State	W	5-3
5/8	Washington	W	3-1
5/17	at Idaho	L	9-10
5/18	at Idaho	L	7-8
	at Washington State	L	8-9
	at Washington State	L	2-3
5/22	at Washington	W	5-3
	at Washington	L	1-2
	at Oregon	W	4-1
	at Oregon	W	7-6
	Oregon	L	3-8
	Oregon	W	7-6
	vs. Hawai'i Marines	W	5-3
	vs. Hickam Field AFB	W	4-1
	vs. Pearl Harbor	W	6-2
	vs. SUBPAC	W	4-3
	vs. Hawai'i	W	3-0
	vs. Naval Air	L	1-3
	vs. Keio, Japan	L	2-3

1962

Head coach: Ralph Coleman			
26-6, 11-4 North			
North: 1st			
			Rec.
	at Nevada	W	9-1
	at Nevada	W	15-3
	at Nevada	W	5-3
	at Portland State	W	13-2
	Portland	W	13-1
	Willamette	W	8-0
	Linfield	W	7-2
	Linfield	W	5-4
	at Linfield	W	9-7
	Portland State	W	7-1
	at Portland	W	16-0
4/13	Seattle	W	10-0
	Seattle	W	14-6
4/16	Pacific (Ore.)	W	12-0
	at Willamette	W	11-3
	at Oregon	W	8-6
	Oregon	W	8-6
	Idaho	W	7-5
	Idaho	L	4-8
	Washington State	W	6-1
	Washington	W	10-0
	Washington	W	13-3
	at Idaho	W	5-0
	at Idaho	W	16-12
	at Washington State	L	9-10
	at Washington State	W	7-5
	at Washington	W	4-0
	at Washington	W	15-2

2022 OREGON STATE BASEBALL

YEAR-BY-YEAR

Twitter.com/BeaverBaseball
Instagram.com/BeaverBaseball
Facebook.com/OregonStateBaseball

Oregon	L	0-1	26-3
at Oregon	L	2-3	26-4
at Santa Clara	L	1-8	26-5
at Santa Clara	L	5-7	26-6

1963

Head coach: Ralph Coleman

23-12, 11-4 North

North: 1st

				Rec.
3/18	at Arizona	W	7-4	1-0
3/19	at Arizona	W	4-3	2-0
3/20	at Arizona	L	2-3	2-1
3/21	at Arizona State	L	4-5	2-2
3/22	at Arizona State	W	8-6	3-2
3/23	at Arizona State	W	8-5	4-2
3/23	at Arizona State	L	2-7	4-3
	at Linfield	L	0-1	4-4
	at Linfield	L	3-4	4-5
	Portland	W	8-3	5-5
	Linfield	W	4-3	6-5
	Linfield	W	5-3	7-5
	at Portland	W	12-0	8-5
	vs. Lewis & Clark	W	6-2	9-5
	Seattle	W	7-2	10-5
	Seattle	W	5-3	11-5
	Portland State	L	2-6	11-6
	Washington State	W	9-3	12-6
	Washington State	W	7-5	13-6
	Idaho	W	9-0	14-6
	Washington	W	8-0	15-6
	Washington	W	9-1	16-6
	at Washington State	L	4-7	16-7
	at Washington State	W	8-5	17-7
	at Idaho	L	6-9	17-8
	at Idaho	W	22-6	18-8
	at Washington	W	2-1	19-8
	at Washington	W	5-4	20-8
5/24	at Oregon	W	3-0	21-8
5/25	at Oregon	L	1-2	21-9
5/27	Oregon	W	5-0	22-9
5/27	Oregon	L	3-4	22-10
	USC	L	5-6	22-11
	USC	W	8-6	23-11
	USC	L	5-7	23-12

1964

Head coach: Ralph Coleman

25-11, 8-8 North

North: 3rd

				Rec.
	at Southern Oregon	W	9-0	1-0
	at Southern Oregon	W	4-0	2-0
	at California	L	0-3	2-1
3/24	at Stanford	W	6-0	3-1
3/25	at Stanford	W	9-7	4-1
	at Santa Clara	L	0-4	4-2
	at Chico State	W	4-3	5-2
	at Chico State	W	19-1	6-2
	at Chico State	W	6-5	7-2
	at Linfield	W	6-2	8-2
	at Linfield	W	3-1	9-2
	at Portland State	W	10-2	10-2
	Linfield	L	5-6	10-3
	Pacific (Ore.)	W	7-2	11-3
4/7	Portland	W	10-0	12-3
	Portland State	W	20-1	13-3
	at Portland	W	19-6	14-3
	Willamette	W	8-1	15-3
	Lewis & Clark	W	9-0	16-3
4/17	at Oregon	W	3-1	17-3
4/18	Oregon	L	2-5	17-4
	Washington State	W	3-0	18-4
	Washington State	W	2-1	19-4
	Idaho	L	1-2	19-5
	Idaho	W	10-4	20-5
	Washington	W	12-5	21-5
	Washington	W	15-2	22-5
	at Willamette	W	8-1	23-5
	at Idaho	L	2-5	23-6
	at Idaho	W	3-1	24-6

	at Washington State	L	6-11	24-7
	at Washington State	L	6-19	24-8
	at Washington	L	1-3	24-9
	at Washington	L	2-4	24-10
5/22	Oregon	L	1-3	24-11
5/23	at Oregon	W	5-1	25-11

1965

Head coach: Ralph Coleman

15-19, 7-11 North

North: 3rd

				Rec.
3/22	at Arizona	W	8-6	1-0
3/23	at Arizona	L	1-9	1-1
3/24	at Arizona	L	6-7	1-2
3/25	at Arizona State	L	3-10	1-3
3/26	at Arizona State	L	3-9	1-4
3/27	at Arizona State	L	4-9	1-5
3/27	at Arizona State	L	0-2	1-6
	at Linfield	W	9-1	2-6
	Linfield	W	5-2	3-6
	Linfield	W	4-3	4-6
	Willamette	W	8-1	5-6
	at Lewis & Clark	L	2-3	5-7
	at Portland	W	9-4	6-7
	Pacific (Ore.)	L	4-14	6-8
	at Portland State	W	3-2	7-8
	Portland	W	7-3	8-8
4/17	Oregon	W	8-7	9-8
4/17	at Oregon	W	4-3	10-8
	at Oregon	L	0-1	10-9
	at Washington State	W	5-4	11-9
	at Washington State	L	0-3	11-10
	at Washington State	L	2-3	11-11
	Washington	L	1-6	11-12
	Washington	L	2-6	11-13
	Washington	W	5-4	12-13
	Washington State	L	6-8	12-14
	Washington State	L	2-9	12-15
	Washington State	L	1-9	12-16
	at Washington	W	8-3	13-16
	at Washington	W	7-4	14-16
	at Washington	W	4-3	15-16
5/21	at Oregon	L	1-3	15-17
5/22	Oregon	L	7-8	15-18
5/22	Oregon	L	10-13	15-19

1966

Head coach: Ralph Coleman

18-17, 4-13 North

North: 4th

				Rec.
3/21	at Arizona	L	3-12	0-1
3/22	at Arizona	L	3-9	0-2
3/23	at Arizona	L	2-3	0-3
	at Northern Arizona	W	6-2	1-3
3/25	at Northern Arizona	W	13-11	2-3
	at Grand Canyon	W	6-3	3-3
	at Northern Arizona	W	8-3	4-3
	Western Oregon	W	9-5	4-4
	Portland State	W	7-2	5-4
	Portland State	W	4-0	6-4
	Portland State	W	3-0	7-4
	Portland	W	5-4	8-4
	at Linfield	W	6-1	9-4
	at Linfield	W	6-5	10-4
	Pacific (Ore.)	W	3-2	11-4
	Portland State	W	2-1	12-4
4/15	at Oregon	W	3-2	13-4
4/16	Oregon	L	2-5	13-5
4/16	Oregon	W	4-3	14-5
	at Portland	W	7-1	15-5
	Washington State	L	2-3	15-6
	Washington State	L	1-4	15-7
	Washington State	L	2-15	15-8
	at Washington	L	3-4	15-9
	at Washington	L	1-2	15-10
	at Washington	L	6-12	15-11
	at Washington State	L	0-1	15-12
	at Washington State	L	4-5	15-13
	Willamette	L	8-11	15-14

	Washington	W	5-4	16-14
	Washington	W	5-4	17-14
	Washington	L	1-12	17-15
5/20	Oregon	L	8-9	17-16
5/21	at Oregon	L	0-4	17-17
5/21	at Oregon	L	1-2	17-18

1967

Head coach: Gene Tanselli

24-13, 9-6 Pacific-8

Pac-8: 4th

				Rec.
3/20	at Arizona State	W	5-1	1-0
3/21	at Arizona State	W	7-5	2-0
3/22	at Arizona State	L	3-7	2-1
3/22	vs. Albuquerque	L	0-5	2-2
3/23	vs. Grand Canyon	W	12-2	3-2
	vs. Northern Arizona	L	5-11	3-3
3/25	vs. Albuquerque	L	0-5	3-4
	vs. Northern Arizona	L	5-6	3-5
	Portland State	W	6-3	4-5
	Portland State	L	0-5	4-6
4/3	at Pacific (Ore.)	W	5-1	5-6
4/4	at Linfield	L	0-1	5-7
4/7	at Portland State	W	8-2	6-7
	Oregon St. Alum (ex.)	W	7-3	7-7
	Pacific (Ore.)	W	7-1	8-7
4/11	Portland	W	11-0	9-7
4/14	at Stanford	L	1-4	9-8
4/14	at Stanford	L	1-2	9-9
4/15	at California	L	3-6	9-10
4/15	at California	W	5-2	10-10
4/21	Washington	W	8-5	11-10
4/22	Washington State	W	3-1	12-10
4/22	Washington State	W	1-0	13-10
4/24	Western Oregon	W	6-0	14-10
4/28	vs. Washington State	L	0-13	14-11
5/2	at Portland	W	7-3	15-11
5/3	Linfield	W	3-1	16-11
5/5	at Portland State	W	6-2	17-11
5/6	Oregon	L	1-6	17-12
5/8	Willamette	W	14-5	18-12
5/10	Portland State	W	10-0	19-12
5/12	UCLA	W	4-1	20-12
5/12	UCLA	W	5-4	21-12
5/13	USC	W	5-0	22-12
5/13	USC	L	1-5	22-13
5/19	Oregon	W	4-2	23-13
5/20	at Oregon	W	8-5	24-13

1968

Head coach: Gene Tanselli

23-13-1, 6-12 Pacific-8

Pac-8: 7th

				Rec.
	at Sacramento State	W	5-3	1-0
3/19	at Cal Poly	W	2-1	2-0
3/20	vs. UC Santa Barbara	L	1-6	2-1
3/21	vs. Washington	W	6-2	3-1
3/22	vs. Westmont	W	7-3	4-1
3/22	vs. Chapman	W	6-5	5-1
	vs. Grambling	W	10-5	6-1
3/28	Linfield	W	4-0	7-1
	OSU Alumni (ex.)	W	7-3	8-1
3/29	Willamette	W	6-1	9-1
3/31	at Western Oregon	W	7-0	10-1
4/2	Pacific (Ore.)	W	10-2	11-1
4/3	at Linfield	W	10-1	12-1
4/9	at Pacific (Ore.)	T	4-4	12-1
4/10	Willamette	W	9-8	13-1
4/12	Portland State	W	6-2	14-1
4/15	Western Oregon	W	8-2	15-1
4/19	at Washington	W	2-0	16-1
4/20	at Washington State	L	1-3	16-2
4/20	at Washington State	W	5-2	17-2
4/22	Portland	W	7-6	18-2
4/26	at USC	L	3-7	18-3
4/27	at UCLA	L	8-11	18-4
4/27	at UCLA	L	1-2	18-5
4/29	at Stanford	L	0-2	18-6
4/29	at Stanford	L	2-11	18-7

4/30	at California	L	1-13	18-8
5/2	Eastern Oregon	W	12-11	19-8
5/4	at Oregon	L	4-5	19-9
5/7	Portland State	W	6-5	20-9
5/10	Washington State	W	4-2	21-9
5/11	Washington	W	7-6	22-9
5/11	Washington	W	15-3	23-9
5/17	Stanford	W	4-1	24-9
5/18	California	L	1-4	24-10
5/18	California	L	1-3	24-11
5/21	UCLA	L	5-8	24-12
5/24	at Oregon	L	3-8	24-13

1969

Head coach: Gene Tanselli
17-20-1, 9-12 Pacific-8

Pac-8: 5th				Rec.
3/15	Western Oregon	W	5-0	1-0
3/22	at Santa Clara	L	3-4	1-1
3/22	at Santa Clara	L	0-6	1-2
3/24	at Fresno State	L	2-8	1-3
3/25	vs. Chapman	L	3-8	1-4
3/26	vs. California	W	6-4	2-4
3/26	at UC Santa Barbara	L	3-4	2-5
3/27	vs. Westmont	W	10-7	3-5
3/28	at Cal Poly	T	1-1	3-5
4/1	Pacific (Ore.)	W	12-2	4-5
4/4	at Portland State	W	4-0	5-5
4/7	Portland State	L	2-3	5-6
4/8	at Portland	W	21-4	6-6
4/11	Washington	W	6-5	7-6
4/12	Washington State	W	7-6	8-6
4/12	Washington State	W	5-4	9-6
4/15	Portland	L	2-3	9-7
4/18	at Stanford	L	0-4	9-8
4/19	at California	L	1-6	9-9
4/19	at California	L	2-9	9-10
4/21	at USC	L	1-3	9-11
4/21	at USC	L	4-8	9-12
4/22	at UCLA	L	1-2	9-13
4/25	at Washington State	W	12-5	10-13
4/26	at Washington	W	2-1	11-13
4/26	at Washington	W	6-5	12-13
5/2	Portland State	L	1-2	12-14
5/3	Oregon	W	5-3	13-14
5/5	at Portland State	W	4-3	14-14
5/6	at Western Oregon	W	7-5	15-14
5/9	USC	L	6-8	15-15
5/10	UCLA	L	2-12	15-16
5/10	UCLA	L	1-3	15-17
5/12	Stanford	L	3-4	15-18
5/12	Stanford	L	2-12	15-19
5/13	California	L	1-7	15-20
5/16	Oregon	W	9-4	16-20
5/17	at Oregon	W	3-1	17-20

1970

Head coach: Gene Tanselli
19-15, 6-12 North

North: 2nd				Rec.
3/21	at Fresno State	L	2-3	0-1
3/21	vs. UC Riverside	W	2-1	1-1
3/23	vs. Arizona State	L	3-10	1-2
3/24	vs. Stanford	L	13-3	1-3
3/24	vs. Air Force	W	10-0	2-3
3/25	vs. Tulsa	W	7-3	3-3
3/27	vs. USC	L	0-4	3-4
3/27	vs. St John's	W	8-1	4-4
4/1	Western Oregon	L	7-14	4-5
4/2	at Pacific (Ore.)	W	2-1	5-5
4/3	Portland	L	3-7	5-6
4/4	at Portland State	L	1-2	5-7
4/4	at Portland State	W	9-0	6-7
4/8	at Linfield	W	7-5	7-7
4/11	at Oregon	L	5-13	7-8
4/14	at Portland	W	3-0	8-8
4/15	Portland State	W	1-0	9-8
4/17	at Washington State	L	1-11	9-9
4/21	Portland State	W	15-0	10-9
4/24	Washington	W	4-2	11-9

5/1	at California	W	7-3	12-9
5/1	at California	L	3-10	12-10
5/2	at Stanford	W	5-1	13-10
5/2	at Stanford	W	3-1	14-10
5/4	Lewis & Clark	W	9-2	15-10
5/5	at Western Oregon	W	5-0	16-10
5/9	UCLA	L	2-7	16-11
5/9	UCLA	L	3-4	16-12
5/13	Puget Sound	W	2-1	17-12
5/15	Oregon	L	3-5	17-13
5/16	at Oregon	W	4-2	18-13
5/21	vs. USC	L	3-11	18-14
5/22	vs. Washington State	W	10-4	19-14
5/22	vs. UCLA	L	2-13	19-15

1971

Head coach: Gene Tanselli
18-17, 6-10 North

North: 3rd				Rec.
3/21	vs. Air Force	W	2-0	1-0
3/22	at UC Riverside	L	6-7	1-1
3/23	vs. Kansas State	L	9-10	1-2
3/24	vs. BYU	W	5-2	2-2
3/25	vs. Arizona State	L	4-5	2-3
3/26	vs. Stanford	L	5-10	2-4
3/27	vs. Oklahoma	L	4-6	2-5
4/1	vs. Puget Sound	L	5-9	2-6
4/2	vs. St Mary's (Calif.)	W	6-1	3-6
4/3	vs. Seattle	W	4-3	4-6
4/6	Puget Sound	W	14-6	5-6
4/12	Oregon	W	4-2	6-6
4/13	at Pacific (Ore.)	W	8-0	7-6
4/14	Linfield	W	12-6	8-6
4/17	Washington	W	4-3	9-6
4/17	Washington	W	5-4	10-6
4/19	Portland	L	0-3	10-7
4/23	at Washington	W	4-1	11-7
4/25	at Washington State	L	0-1	11-8
4/25	at Washington State	L	7-8	11-9
4/26	at Portland	W	8-4	12-9
4/27	Portland State	W	10-5	13-9
4/30	at UCLA	L	3-4	13-10
4/30	at UCLA	L	1-5	13-11
5/1	at USC	L	4-10	13-12
5/1	at USC	L	6-9	13-13
5/4	at Portland State	W	10-6	14-13
5/5	Lewis & Clark	W	7-6	15-13
5/7	Stanford	W	4-3	16-13
5/7	Stanford	L	7-16	16-14
5/8	California	L	1-2	16-15
5/8	California	L	5-12	16-16
5/11	Portland State	W	10-5	17-16
5/14	at Oregon	W	10-6	18-16
5/15	Oregon	L	3-4	18-17

1972

Head coach: Gene Tanselli
13-24, 2-15 North

North: 4th				Rec.
3/20	vs. Loyola Marymount	W	10-6	1-0
3/21	vs. Cal-Irvine	L	2-7	1-1
3/22	vs. Chapman	W	4-3	2-1
3/22	vs. BYU	W	5-2	3-1
3/23	vs. Cal State-Fullerton	L	5-6	3-2
3/24	vs. Colorado	W	6-3	4-2
3/25	vs. Cal State-Fullerton	L	4-13	4-3
3/29	Willamette	W	6-2	5-3
4/1	vs. Seattle	L	6-8	5-4
4/2	at Portland State	L	0-1	5-5
4/4	Western Oregon	L	5-6	5-6
4/11	Portland	W	2-1	6-6
4/14	at Oregon	L	6-7	6-7
4/15	Oregon	L	1-7	6-8
4/15	Oregon	L	0-14	6-9
4/18	at Portland State	L	2-3	6-10
4/19	at Pacific (Ore.)	W	10-0	7-10
4/21	Washington State	L	0-7	7-11
4/22	Washington State	L	1-7	7-12

4/22	Washington State	L	2-11	7-13
4/25	Portland State	W	4-3	8-13
4/26	Linfield	W	11-3	9-13
4/28	at Washington State	L	5-6	9-14
4/28	at Washington State	L	3-4	9-15
4/29	at Washington State	L	3-9	9-16
5/2	at Portland	L	3-4	9-17
5/3	at Southern Oregon	W	8-5	10-17
5/5	Washington	L	7-9	10-18
5/6	Washington	L	1-2	10-19
5/6	Washington	W	7-1	11-19
5/7	Washington	L	3-7	11-20
5/7	Washington	W	9-2	12-20
5/8	at Western Oregon	W	5-4	13-20
	at Portland State	L	1-8	13-21
5/12	Oregon	L	1-10	13-22
5/13	at Oregon	L	3-10	13-23
5/13	at Oregon	L	2-3	13-24

1973

Head coach: Jack Riley
15-20-1, 5-13 North

North: 4th				Rec.
3/19	vs. Utah	W	8-2	1-0
3/19	at San Diego State	L	4-5	1-1
3/21	vs. Utah	W	8-4	2-1
3/21	at San Diego State	L	6-11	2-2
3/22	at San Diego	L	1-4	2-3
3/28	Western Oregon	W	12-3	3-3
3/30	vs. Seattle	T	2-2	3-3
4/3	at Portland State	W	12-4	4-3
4/3	at Portland State	L	0-1	4-4
4/4	Portland	W	11-4	5-4
4/6	Washington	W	11-7	6-4
4/7	Washington	W	11-1	7-4
4/7	Washington	W	9-1	8-4
4/10	Southern Oregon	L	3-4	8-5
4/11	Willamette	W	6-0	9-5
4/13	Oregon	W	9-8	10-5
4/14	at Oregon	L	4-7	10-6
4/14	at Oregon	L	6-9	10-7
4/20	at Washington State	L	4-9	10-8
4/21	at Washington State	L	3-6	10-9
4/21	at Washington State	L	6-7	10-10
4/24	Portland State	W	5-4	11-10
4/25	at Lewis & Clark	L	2-6	11-11
4/27	Washington State	L	6-26	11-12
4/28	Washington State	L	2-5	11-13
4/28	Washington State	L	1-4	11-14
5/1	at Portland	L	4-7	11-15
5/2	Lewis & Clark	W	2-1	12-15
5/4	at Washington	L	2-3	12-16
5/5	at Washington	L	1-2	12-17
5/5	at Washington	W	3-1	13-17
5/8	Portland State	W	9-2	14-17
5/9	at Western Oregon	W	2-1	15-17
5/11	at Oregon	L	0-10	15-18
5/12	Oregon	L	1-2	15-19
5/12	Oregon	L	5-7	15-20

1974

Head coach: Jack Riley
16-23, 6-12 North

North: 3rd				Rec.
3/13	at Chico State	L	4-5	0-1
3/13	at Chico State	L	5-8	0-2
3/17	at Santa Clara	L	4-7	0-3
	at Cal State-Hayward	L	3-4	0-4
	at San Francisco	W	6-0	1-4
	at San Jose State	L	7-11	1-5
	at CSU-Hayward	W	14-3	2-5
	at San Jose State	L	7-9	2-6
	at Sacramento State	W	9-5	3-6
3/24	at Humboldt State	L	7-12	3-7
3/26	Portland State	W	4-2	4-7
3/29	vs. Puget Sound	L	0-1	4-8
3/30	vs. Washington	L	3-4	4-9
3/30	at Portland State	L	3-12	4-10

2022 OREGON STATE BASEBALL

YEAR-BY-YEAR

Twitter.com/BeaverBaseball
Instagram.com/BeaverBaseball
Facebook.com/OregonStateBaseball

4/6	Washington State	L	6-7	4-11
4/7	Washington State	L	1-3	4-12
4/7	Washington State	L	1-15	4-13
4/8	Portland	W	3-2	5-13
4/10	Southern Oregon	W	11-2	6-13
4/12	at Washington	W	3-1	7-13
4/13	at Washington	L	1-2	7-14
4/13	at Washington	L	4-5	7-15
4/15	at Portland State	L	1-5	7-16
4/19	at Oregon	L	2-12	7-17
4/20	Oregon	W	3-2	8-17
4/20	Oregon	L	2-7	8-18
4/23	at Portland	W	6-3	9-18
4/24	Western Oregon	W	5-3	10-18
4/26	Washington	W	7-1	11-18
4/27	Washington	W	11-1	12-18
4/27	Washington	W	8-7	13-18
4/29	at Portland State	W	8-1	14-18
5/3	at Washington State	L	6-7	14-19
5/4	at Washington State	L	2-3	14-20
5/4	at Washington State	L	2-3	14-21
5/6	Oregon Tech	W	15-5	15-21
5/10	Oregon	W	7-6	16-21
5/11	at Oregon	L	9-10	16-22
5/11	at Oregon	L	5-6	16-23

1975

Head coach: Jack Riley

28-10-1, 13-5 North

North: 2nd

				Rec.
3/14	vs. Puget Sound	W	13-3	1-0
3/15	vs. Washington State	L	2-5	1-1
	vs. Gonzaga	W	5-2	2-1
	vs. Boise State	W	10-3	3-1
	vs. W. Washington	W	7-0	4-1
	vs. Lewis-Clark State	W	8-3	5-1
3/22	at Santa Clara	T	2-2	5-1
	at San Jose State	L	4-5	5-2
3/25	at Cal State Stanislaus	W	8-7	6-2
3/27	vs. California	W	6-3	7-2
3/27	vs. UNLV	L	3-4	7-3
3/27	vs. Air Force	W	7-2	8-3
3/28	vs. Laverne	W	4-3	9-3
4/2	Pacific (Ore.)	W	8-7	10-3
4/5	at Washington State	L	0-7	10-4
4/6	at Washington State	W	11-3	11-4
4/6	at Washington State	W	10-7	12-4
4/9	Western Oregon	W	8-7	13-4
4/11	Washington	W	14-2	14-4
4/12	Washington	W	10-9	15-4
4/12	Washington	W	22-9	16-4
4/14	at Portland State	W	9-5	17-4
4/16	Puget Sound	L	2-3	17-5
4/18	Oregon	W	3-0	18-5
4/19	at Oregon	L	6-8	18-6
4/19	at Oregon	W	7-4	19-6
4/26	at Washington	W	10-5	20-6
4/27	at Washington	W	6-2	21-6
4/27	at Washington	W	9-0	22-6
4/29	at Pacific (Ore.)	W	7-2	23-6
4/30	Western Oregon	W	9-7	24-6
5/2	at Washington State	L	8-11	24-7
5/3	at Washington State	L	3-7	24-8
5/3	at Washington State	W	6-7	25-8
5/7	at Portland	W	5-4	26-8
5/9	at Oregon	L	1-7	26-9
5/10	Oregon	W	6-5	27-9
5/10	Oregon	W	11-7	28-9
5/14	at Washington State	L	4-6	28-10

1976

Head coach: Jack Riley

31-15, 12-6 North

North: 2nd

				Rec.
	Pacific (Ore.)	W	7-1	1-0
	Pacific (Ore.)	W	3-0	2-0
	at Chico State	W	7-2	3-0
	vs. Delaware	W	2-1	4-0
3/22	vs. Eastern Michigan	L	1-5	4-1

3/23	vs. Arizona State	L	9-11	4-2
3/26	vs. Stanford	L	6-8	4-3
3/25	at UC Riverside	W	3-2	5-3
	vs. Tulsa	W	1-0	6-3
	vs. BYU	W	5-0	7-3
	at CSU-Los Angeles	L	0-3	7-4
3/30	at USC	L	5-6	7-5
	at CSU-Los Angeles	L	5-13	7-6
4/1	vs. Grand Canyon	L	1-5	7-7
4/1	vs. UNLV	L	5-7	7-8
	vs. BYU	W	13-7	8-8
4/2	vs. Arizona State	L	8-9	8-9
4/5	vs. Washington State	W	11-2	9-9
	Portland	W	15-2	10-9
	at Pacific (Ore.)	W	10-0	11-9
	Portland State	W	6-1	12-9
	Western Oregon	W	14-6	13-9
	at Washington	L	2-3	13-10
	at Washington	W	9-1	14-10
	Western Oregon	W	8-2	15-10
4/24	Washington State	W	4-0	16-10
4/25	Washington State	W	2-1	17-10
4/25	Washington State	L	2-12	17-11
	at Portland	W	4-3	18-11
	Linfield	W	11-2	19-11
4/30	at Oregon	W	9-5	20-11
5/1	Oregon	W	8-0	21-11
5/1	Oregon	W	3-1	22-11
	Western Oregon	W	9-1	23-11
	Puget Sound	W	3-0	24-11
5/7	at Washington State	L	0-1	24-12
5/8	at Washington State	L	3-13	24-13
5/8	at Washington State	L	2-3	24-14
	at Portland State	W	7-1	25-14
	Washington	W	8-3	26-14
	Washington	W	8-3	27-14
	Washington	W	7-6	28-14
	Washington	W	12-3	29-14
5/21	Oregon	W	10-0	30-14
5/22	Oregon	W	2-3	30-15
5/22	at Oregon	W	4-3	31-15

1977

Head coach: Jack Riley

31-17, 12-6 North

North: 2nd

				Rec.
	Pacific (Ore.)	W	6-0	1-0
	Pacific (Ore.)	W	4-1	2-0
	at Chico State	W	4-1	3-0
	at Chico State	W	5-3	4-0
	vs. Cal Poly	W	12-9	5-0
3/21	USC	L	3-4	5-1
3/22	at Cal State Fullerton	L	1-6	5-2
	vs. Pepperdine	L	12-14	5-3
	vs. Northern Arizona	L	6-13	5-4
3/24	vs. Arizona	L	3-7	6-6
3/25	vs. Grand Canyon	W	7-1	6-4
3/25	at Arizona State	L	6-11	6-5
	at Cal Poly	L	5-7	6-7
	at San Jose State	W	3-1	7-7
	at Santa Clara	W	1-0	8-7
	vs. San Francisco	W	17-2	9-7
	vs. Pacific (Calif.)	L	4-5	9-8
3/30	vs. Arizona	L	3-11	9-9
4/1	vs. Stanford	L	0-9	9-10
4/1	vs. San Diego State	W	7-5	10-10
	Western Oregon	W	15-1	11-10
	Washington	W	8-1	12-10
	Washington	W	4-3	13-10
	Washington	W	11-3	14-10
	at Linfield	W	7-3	15-10
	Western Oregon	W	4-0	16-10
4/15	at Washington State	L	2-4	16-11
4/15	at Washington State	W	7-5	17-11
4/16	at Washington State	L	0-9	17-12
	Willamette	W	12-5	18-12
	at Pacific (Ore.)	W	13-1	19-12
4/22	Oregon	W	4-2	20-12
4/23	at Oregon	W	6-2	21-12
4/23	at Oregon	W	10-5	22-12

	Portland	W	10-3	23-12
	at Willamette	W	11-5	24-12
4/29	Washington State	L	4-11	24-13
4/30	Washington State	W	4-3	25-13
4/30	Washington State	L	2-5	25-14
	at Washington	W	5-2	26-14
	at Washington	L	1-9	26-15
	at Washington	W	6-1	27-15
	at Western Oregon	W	7-0	28-15
	Puget Sound	W	5-2	29-15
5/13	at Oregon	W	11-4	30-15
5/14	Oregon	L	1-7	30-16
5/14	Oregon	W	18-3	31-16
	at Portland State	L	4-5	31-17

1978

Head coach: Jack Riley

22-22-2, 6-9 North

Pac-10 North: 3rd

				Rec.
	Pacific (Ore.)	W	6-1	1-0
	Pacific (Ore.)	W	4-2	2-0
	at Chico State	W	11-0	3-0
	at Chico State	L	1-5	3-1
	at Sacramento State	W	19-0	4-1
	at CSU-Hayward	W	1-0	5-1
	at CSU-Hayward	W	2-1	6-1
	at St Mary's (Calif.)	T	4-4	6-1
	vs. Portland State	L	1-10	6-2
	vs. CSU-Los Angeles	W	6-5	7-2
	vs. CSU-Los Angeles	L	0-1	7-3
	at Fresno State	L	6-11	7-4
	vs. Portland State	L	2-6	7-5
	at Fresno State	L	1-11	7-6
	vs. California	L	5-11	7-7
	vs. Maine	W	6-0	8-7
3/29	vs. Stanford	L	7-11	8-8
3/30	vs. Oral Roberts	L	1-5	8-9
3/31	vs. Washington State	W	2-0	9-9
4/1	vs. UC Riverside	W	4-2	10-9
	vs. Valdosta State	W	4-2	11-9
	Portland	W	3-2	12-9
	Southern Oregon	W	13-3	13-9
4/7	Washington State	L	8-11	13-10
4/8	Washington State	W	2-1	14-10
4/8	Washington State	L	2-4	14-11
	Portland State	W	23-3	15-11
	at Western Oregon	L	1-5	15-12
	at Puget Sound	W	25-3	16-12
4/14	at Washington	T	0-0	16-12
4/15	at Washington	W	4-3	17-12
	Linfield	L	6-7	17-13
4/21	Oregon	W	5-2	18-13
4/22	Oregon	L	4-5	18-14
4/22	at Oregon	W	6-4	19-14
	at Linfield	L	3-9	19-15
4/28	Washington	L	6-9	19-16
4/28	Washington	L	6-12	19-17
4/29	Washington	W	5-4	20-17
4/29	Washington	L	5-6	20-18
	Western Oregon	W	9-0	21-18
	at Portland	L	5-10	21-19
5/5	at Washington State	W	5-2	22-19
5/6	at Washington State	L	2-3	22-20
5/6	at Washington State	L	4-5	22-21
5/13	at Oregon	L	10-12	22-22

1979

Head coach: Jack Riley

21-25, 4-11 North

Pac-10 North: 3rd

				Rec.
2/8	at Hawai'i	L	1-2	0-1
2/8	at Hawai'i	L	2-4	0-2
2/10	at Hawai'i	L	13-14	0-3
2/11	at Hawai'i	L	3-4	0-4
2/12	at Hawai'i	L	2-5	0-5
2/13	at Hawai'i	L	2-6	0-6
	Pacific (Ore.)	W	4-2	1-6
	Pacific (Ore.)	W	4-0	2-6
	at Oregon Tech	W	19-1	3-6

	at Oregon Tech	W	18-0	4-6
	at Pacific (Calif.)	L	1-9	4-7
	at San Jose State	W	7-2	5-7
	at Cal State Stanislaus	L	4-11	5-8
3/21	at Fresno State	L	2-6	5-9
	vs. Pepperdine	L	1-2	5-10
3/22	vs. Washington State	L	3-4	5-11
	vs. Wyoming	W	11-8	6-11
	vs. UNLV	L	5-6	6-12
	vs. Pepperdine	L	4-7	6-13
3/24	at Fresno State	L	1-9	6-14
	at Sacramento State	W	9-2	7-14
	Portland State	W	1-0	8-14
	Oregon Tech	W	5-1	9-14
	Lewis & Clark	W	7-2	10-14
	Willamette	W	3-2	11-14
4/7	at Washington State	L	2-3	11-15
4/8	at Washington State	L	1-8	11-16
4/8	at Washington State	L	5-8	11-17
4/13	Washington	L	6-7	11-18
4/14	Washington	L	0-2	11-19
4/14	Washington	L	1-7	11-20
4/20	Oregon	W	1-0	12-20
4/21	at Oregon	W	7-3	13-20
4/21	at Oregon	W	7-3	14-20
	Linfield	W	4-1	15-20
	at Willamette	W	8-2	16-20
	at Puget Sound	W	15-4	17-20
4/27	at Washington	L	1-12	17-21
4/28	at Washington	L	0-7	17-22
4/28	at Washington	L	3-4	17-23
	Western Oregon	W	7-3	18-23
	at Portland State	W	5-4	19-23
	at Lewis & Clark	W	21-3	20-23
5/11	at Oregon	L	2-7	20-24
5/12	Oregon	W	2-0	21-24
5/12	Oregon	L	2-6	21-25

1980

Head coach: Jack Riley				
33-16, 8-9 North				
Pac-10 North: 2nd				
	Pacific (Ore.)	W	17-0	1-0
	Pacific (Ore.)	W	6-0	2-0
	at Chico State	L	6-14	2-1
	at Pacific (Calif.)	W	4-3	3-1
	at Long Beach State	L	2-5	3-2
	at Long Beach State	W	2-1	4-2
	at Long Beach State	L	4-8	4-3
	at Pepperdine	W	3-2	5-3
	at Pepperdine	W	7-3	6-3
3/22	vs. Oral Roberts	L	3-6	6-4
3/22	vs. Oral Roberts	W	5-4	7-4
3/23	at Fresno State	L	7-12	7-5
	at Chico State	W	17-5	8-5
	at Oregon Tech	W	9-3	9-5
	Puget Sound	W	8-4	10-5
	Puget Sound	W	14-0	11-5
	Puget Sound	W	5-0	12-5
	at Gonzaga	W	5-3	13-5
	at Gonzaga	L	6-8	13-6
	Portland State	W	3-1	14-6
	Concordia	W	12-0	15-6
	George Fox	W	7-4	16-6
4/4	Washington	W	2-1	17-6
4/12	at Washington State	L	7-8	17-7
4/12	at Washington State	L	4-7	17-8
4/13	at Washington State	L	5-7	17-9
	at Portland	W	10-4	18-9
	at Linfield	W	11-7	19-9
	Southern Oregon	W	10-2	20-9
4/18	at Oregon	L	3-4	20-10
4/19	Oregon	W	7-1	21-10
4/19	Oregon	W	2-1	22-10
	at Portland State	W	8-4	23-10
	Linfield	W	22-8	24-10
4/25	Washington State	L	3-9	24-11
4/26	Washington State	L	3-9	24-12
4/26	Washington State	W	12-11	25-12
	Lewis & Clark	W	11-2	26-12

	at Western Oregon	W	21-3	27-12
	Willamette	W	12-3	28-12
4/25	at Washington	L	2-3	28-13
5/2	at Washington	W	11-7	29-13
5/3	at Washington	L	3-4	29-14
5/3	at Washington	W	11-7	30-14
	Portland	L	0-10	30-15
	Western Oregon	W	9-1	31-15
5/11	at Oregon	W	8-2	32-15
5/12	at Oregon	L	3-8	32-16
5/12	Oregon	W	3-2	33-16

1981

Head coach: Jack Riley					
29-14-1, 11-7 North					
Pac-10 North: 2nd					
	3/5	Western Oregon	W	15-1	1-0
	3/8	Pacific (Ore.)	W	6-5	2-0
	3/8	Pacific (Ore.)	W	2-0	3-0
	3/13	vs. Washington State	L	9-12	3-1
	3/13	at Lewis-Clark State	W	13-10	4-1
	3/14	vs. Gonzaga	W	8-1	5-1
	3/14	vs. E. Washington	W	6-3	6-1
	3/15	at Lewis-Clark State	L	4-5	6-2
	3/20	Oregon Tech	W	8-7	8-2
	3/22	Oregon Tech	W	11-6	7-2
	3/23	vs. Willamette	L	4-5	8-3
	3/23	at Chico State	W	6-0	9-3
	3/24	at Pacific (Calif.)	W	6-5	10-3
	3/25	vs. BYU	W	6-3	11-3
	3/26	vs. UC Santa Barbara	L	6-7	11-4
	3/26	vs. Fresno State	L	5-8	11-5
	3/27	vs. BYU	L	2-3	11-6
	3/27	vs. UC Santa Barbara	W	5-2	12-6
	3/28	vs. Washington State	W	5-4	13-6
	3/29	at San Jose State	L	4-14	13-7
	3/30	at Chico State	T	9-9	13-7
	4/3	at Washington	L	1-8	13-8
	4/4	at Washington	W	7-4	14-8
	4/10	Washington State	L	3-6	14-9
	4/10	Washington State	W	6-2	15-9
		Western Oregon	W	7-1	16-9
		Southern Oregon	W	10-0	17-9
		Oregon	L	4-11	17-10
		at Oregon	W	7-3	18-10
		at Oregon	W	7-5	19-10
4/24	at Washington State	W	12-0	20-10	
4/24	at Washington State	W	9-8	21-10	
4/25	at Washington State	L	3-12	21-11	
4/25	at Washington State	L	2-8	21-12	
	at Portland	W	12-1	22-12	
	at George Fox	W	23-1	23-12	
5/1	at Washington	W	11-5	24-12	
5/1	Washington	W	14-12	25-12	
5/2	Washington	W	10-2	26-12	
5/2	Washington	L	4-14	26-13	
	at Western Oregon	W	6-2	27-13	
	at Oregon	L	8-10	27-14	
	Oregon	W	8-3	28-14	
	Oregon	W	8-6	29-14	

1982

Head coach: Jack Riley					
29-15, 16-8 North					
Pac-10 North: 1st					
	3/6	vs. Eastern Washington	L	3-4	0-1
	3/6	at Lewis-Clark State	W	15-7	1-1
	3/7	vs. Washington State	L	9-13	1-2
	3/7	at Lewis-Clark State	W	10-4	2-2
	3/13	at Pacific (Ore.)	W	3-1	3-2
	3/21	at Oregon Tech	W	15-3	4-2
	3/21	at Oregon Tech	W	14-6	5-2
	3/22	at St. Mary's (Calif.)	L	3-5	5-3
	3/23	at Santa Clara	W	5-1	6-3
	3/24	at Pacific (Calif.)	W	5-1	7-3
	3/26	vs. UC Santa Barbara	L	6-8	7-4
	3/27	at San Jose State	L	0-7	7-5
	3/27	at San Jose State	W	9-2	8-5
4/1	Western Oregon	W	19-2	9-5	

4/7	Portland State	W	5-4	10-5
4/8	at Portland State	W	9-2	11-5
4/10	Eastern Washington	W	3-1	12-5
4/10	Eastern Washington	L	3-4	12-6
4/17	at Washington State	L	3-4	12-7
4/17	at Washington State	W	13-12	13-7
4/18	at Gonzaga	W	6-5	14-7
4/18	at Gonzaga	L	7-11	14-8
4/20	Southern Oregon	W	14-5	15-8
4/21	at Portland State	W	5-4	16-8
4/22	Western Oregon	W	12-1	17-8
4/24	Washington	W	5-2	18-8
4/24	Washington	W	6-1	19-8
4/25	Portland	W	3-1	20-8
4/25	Portland	W	8-1	21-8
4/27	at Western Oregon	W	12-4	22-8
4/28	Willamette	W	5-4	23-8
5/1	at Portland	W	3-1	24-8
5/1	at Portland	L	2-4	24-9
5/2	at Washington	W	7-5	25-9
5/2	at Washington	L	5-13	25-10
5/7	Gonzaga	L	3-6	25-11
5/7	Gonzaga	W	10-9	26-11
5/8	Washington State	W	11-5	27-11
5/8	Washington State	W	7-6	28-11
5/12	Portland State	W	13-1	29-11
5/14	at Eastern Washington	L	1-2	29-12
5/14	at Eastern Washington	L	3-7	29-13
5/18	at Stanford	L	6-15	29-14
5/19	at Stanford	L	4-15	29-15

1983

Head coach: Jack Riley					
27-17, 17-7 North					
Pac-10 North: 1st					
	3/12	vs. Washington State	L	6-8	0-1
	3/12	at Lewis-Clark State	L	7-21	0-2
	3/13	vs. Washington State	L	0-12	0-3
	3/19	at Santa Clara	W	6-4	1-3
	3/19	at San Jose State	L	4-5	1-4
	3/20	at San Jose State	L	8-10	1-5
	3/21	at San Jose State	W	7-3	2-5
	3/25	at Oregon Tech	W	19-5	3-5
	3/26	at Oregon Tech	W	15-0	4-5
	4/3	vs. Washington	W	12-3	5-5
	4/5	Linfield	W	13-1	6-5
	4/7	Portland State	L	7-10	6-6
	4/8	at Portland State	L	3-5	6-7
	4/12	Western Oregon	W	8-0	7-7
	4/13	Willamette	W	7-5	8-7
	4/14	Portland State	W	11-5	9-7
	4/16	at Washington State	L	3-6	9-8
	4/16	at Washington State	L	5-6	9-9
	4/17	at Lewis-Clark State	L	4-12	9-10
	4/20	Willamette	W	9-1	10-10
	4/21	at Western Oregon	L	10-11	10-11
	4/23	Gonzaga	W	3-2	11-11
	4/23	Gonzaga	W	9-3	12-11
	4/24	Eastern Washington	W	8-5	13-11
	4/24	Eastern Washington	L	6-7	13-12
	4/26	at Linfield	L	9-13	13-13
	4/30	at Portland	W	10-1	14-13
	4/30	at Portland	W	2-1	15-13
	5/1	at Washington	W	6-5	16-13
	5/1	at Washington	L	3-7	16-14
	5/3	Lewis & Clark	W	22-0	17-14
	5/6	Washington	W	8-2	18-14
	5/6	Washington	L	3-7	18-15
	5/10	Portland	W	5-4	19-15
	5/10	Portland	W	9-4	20-15
	5/14	at Eastern Washington	W	6-0	21-15
	5/14	at Eastern Washington	W	13-5	22-15
	5/15	at Gonzaga	W	10-1	23-15
	5/15	at Gonzaga	W	10-6	24-15
	5/18	at Portland State	W	4-3	25-15
	5/21	Washington State	W	2-1	26-15
	5/21	Washington State	W	14-5	27-15
	5/27	at Stanford	L	0-14	27-16
	5/19	vs. UC Santa Barbara	L	3-7	27-17

1984

Head coach: Jack Riley
22-23, 11-11 North
Pac-10 North: 4th

					Rec.
3/10	vs. Sacramento State	W	4-1	1-0	
3/10	vs. Sacramento State	W	9-1	2-0	
3/20	at Fresno State	L	1-9	2-1	
3/21	vs. SW Louisiana	L	6-8	2-2	
3/21	vs. UC Santa Barbara	W	6-5	3-2	
3/22	vs. BYU	L	5-6	3-3	
3/23	vs. Washington	W	3-1	4-3	
3/23	vs. UC Santa Barbara	W	6-4	5-3	
3/26	vs. Oral Roberts	L	0-6	5-4	
3/27	vs. Seton Hall	W	5-3	6-4	
3/28	vs. Cal State Fullerton	L	5-14	6-5	
3/29	vs. BYU	L	1-3	6-6	
3/30	vs. San Diego State	L	7-12	6-7	
3/30	at UC Riverside	L	2-15	6-8	
3/31	vs. Washington State	L	7-8	6-9	
4/3	at Portland	W	4-3	7-9	
4/5	Portland	L	4-12	7-10	
4/12	Linfield	W	11-2	8-10	
4/14	at Eastern Washington	W	5-3	9-10	
4/14	at Eastern Washington	W	6-4	10-10	
4/15	at Washington State	L	2-5	10-11	
4/15	at Washington State	W	11-5	11-11	
4/18	Western Oregon	W	13-4	12-11	
4/19	Lewis-Clark State	L	4-14	12-12	
4/21	Portland State	L	0-2	12-13	
4/21	Portland State	L	3-5	12-14	
4/22	Washington	W	9-1	13-14	
4/22	Washington	W	6-4	14-14	
4/24	Willamette	W	13-5	15-14	
4/25	at Portland	L	4-6	15-15	
4/28	at Washington	W	4-3	16-15	
4/28	at Washington	L	0-7	16-16	
5/4	Washington State	L	1-2	16-17	
5/4	Washington State	W	7-2	17-17	
5/5	Eastern Washington	W	6-2	18-17	
5/5	Eastern Washington	L	3-5	18-18	
5/9	Portland	W	4-1	19-18	
5/11	at Gonzaga	L	1-8	19-19	
5/11	at Gonzaga	L	6-15	19-20	
5/15	at Portland State	L	0-1	19-21	
5/15	at Portland State	W	3-2	20-21	
5/18	at Portland State	W	4-2	21-21	
5/20	vs. Washington State	L	4-7	21-22	
5/20	vs. E. Washington	W	3-2	22-22	
5/21	vs. Washington State	L	2-7	22-23	

1985

Head coach: Jack Riley
34-17, 12-12 North
Pac-10 North: 3rd

					Rec.
3/1	at Chico State	L	4-10	0-1	
3/1	at Chico State	W	9-8	1-1	
3/2	at Chico State	W	36-12	2-1	
3/3	Pacific (Ore.)	W	7-0	3-1	
3/6	Western Oregon	W	26-4	4-1	
3/10	Western Oregon	W	5-0	5-1	
3/10	Western Oregon	L	6-7	5-2	
3/23	at UC Riverside	L	6-9	5-3	
3/25	vs. San Diego State	W	4-3	6-3	
3/26	vs. Missouri	W	11-10	7-3	
3/27	vs. Arizona State	W	13-2	8-3	
3/28	vs. Harvard	W	13-10	10-3	
3/29	at UC Riverside	W	5-3	9-3	
3/30	vs. Air Force	W	14-6	11-3	
3/30	vs. UCLA	W	14-6	12-3	
3/30	vs. San Diego State	W	6-5	13-3	
4/2	Portland	W	2-1	14-3	
4/3	Willamette	W	3-1	15-3	
4/4	at Portland	L	0-4	15-4	
4/6	Eastern Washington	W	4-3	16-4	
4/6	Eastern Washington	W	9-6	17-4	
4/9	Portland	W	9-1	18-4	
4/10	Oregon Tech	W	4-0	19-4	
4/13	at Washington State	L	7-8	19-5	
4/13	at Washington State	W	9-8	20-5	
4/14	at Gonzaga	L	3-5	20-6	

4/14	at Gonzaga	L	2-9	20-7	
4/17	Linfield	W	11-3	21-7	
4/20	at Portland State	W	5-1	22-7	
4/20	at Portland State	L	2-5	22-8	
4/21	at Washington	L	3-5	22-9	
4/21	at Washington	W	5-2	23-9	
4/25	at Willamette	W	13-4	24-9	
4/27	Washington	W	7-4	25-9	
4/27	Washington	L	6-11	25-10	
4/28	Portland State	L	9-14	25-11	
4/28	Portland State	L	5-15	25-12	
4/30	at Linfield	W	6-4	26-12	
5/3	Gonzaga	W	8-4	27-12	
5/3	Gonzaga	W	15-8	28-12	
5/4	Washington State	W	12-1	29-12	
5/4	Washington State	L	4-8	29-13	
5/6	at Western Oregon	W	12-0	30-13	
5/8	at Portland	L	2-3	30-14	
5/11	at Eastern Washington	W	9-6	31-14	
5/11	at Eastern Washington	L	2-4	31-15	
5/17	vs. Washington State	W	8-7	32-15	
5/18	vs. Washington	W	5-2	33-15	
5/19	vs. Washington State	W	4-2	34-15	
5/23	at Stanford	L	3-17	34-16	
5/24	at Pepperdine	L	1-6	34-17	

1986

Head coach: Jack Riley
39-15, 18-5 North
Pac-10 North: 1st

					Rec.
3/1	at Oregon Tech	L	5-6	0-1	
3/2	at Sacramento State	L	3-4	0-2	
3/2	at Sacramento State	W	1-0	1-2	
3/3	at Fresno State	W	8-7	2-2	
3/4	at Fresno State	L	2-13	2-3	
3/4	at Fresno State	L	2-9	2-4	
3/14	Lewis & Clark	W	5-1	3-4	
3/23	vs. Cornell	W	12-0	4-4	
3/24	vs. Tulane	L	9-11	4-5	
3/24	vs. Cornell	W	5-0	5-5	
3/25	vs. Wisconsin	L	6-15	5-6	
3/26	vs. Notre Dame	W	4-1	6-6	
3/26	at UC Riverside	W	13-3	7-6	
3/27	vs. Washington	L	3-11	7-7	
3/29	vs. BYU	W	11-3	8-7	
4/1	Portland State	W	9-3	9-7	
4/3	at Portland State	W	6-2	10-7	
4/6	at Washington State	W	13-6	11-7	
4/6	at Washington State	L	6-7	11-8	
4/8	Portland State	W	13-3	12-8	
4/9	Oregon Tech	W	10-0	13-8	
4/10	at Linfield	W	7-3	14-8	
4/13	Gonzaga	W	7-3	15-8	
4/13	Gonzaga	W	11-4	16-8	
4/14	Eastern Washington	W	3-2	17-8	
4/14	Eastern Washington	W	8-2	18-8	
4/15	at Willamette	W	10-5	19-8	
4/17	Western Oregon	W	17-9	20-8	
4/19	at Eastern Washington	W	4-3	21-8	
4/19	at Eastern Washington	W	7-6	22-8	
4/20	at Gonzaga	W	9-6	23-8	
4/20	at Gonzaga	W	10-8	24-8	
4/22	at Pacific (Ore.)	W	21-3	25-8	
4/24	at Portland State	W	2-1	26-8	
4/26	Washington State	L	3-4	26-9	
4/29	Linfield	W	5-1	27-9	
5/3	Washington	W	3-1	28-9	
5/4	Washington	W	9-4	29-9	
5/6	Portland	W	5-0	30-9	
5/6	Portland	W	4-1	31-9	
5/9	at Portland	L	7-9	31-10	
5/9	at Portland	L	3-7	31-11	
5/11	at Washington	W	8-5	32-11	
5/11	at Washington	L	3-4	32-12	
5/15	vs. Washington	W	10-2	33-12	
5/16	vs. Portland	W	6-5	34-12	
5/17	vs. Portland State	L	3-4	34-13	
5/17	vs. Washington State	W	11-4	35-13	
5/18	vs. Portland State	W	7-4	36-13	
5/18	vs. Portland State	W	8-7	37-13	

5/22	vs. Arkansas	L	3-4	37-14	
5/23	vs. Richmond	W	7-1	38-14	
5/24	vs. Arkansas	W	1-0	39-14	
5/24	vs. Stanford	L	7-10	39-15	

1987

Head coach: Jack Riley
31-15, 15-9 North
Pac-10 North: 2nd

					Rec.
2/27	at Chico State	W	9-4	1-0	
2/28	at Chico State	W	7-5	2-0	
2/28	at Chico State	L	5-6	2-1	
3/6	at Oregon Tech	W	11-0	3-1	
3/7	vs. Sacramento State	L	12-13	3-2	
3/7	vs. Sacramento State	L	5-6	3-3	
3/16	at Fresno State	W	1-0	4-3	
3/17	vs. UC Santa Barbara	W	10-4	5-3	
3/18	vs. U.S. International	W	16-2	6-3	
3/19	vs. E. Washington	W	18-2	7-3	
3/20	vs. San Diego State	W	8-7	8-3	
3/26	Portland	L	6-13	8-4	
3/28	at Portland	W	13-6	9-4	
3/31	at Portland State	W	3-2	10-4	
4/1	Willamette	W	13-6	11-4	
4/2	Portland State	W	15-6	12-4	
4/4	Gonzaga	L	4-6	12-5	
4/4	Gonzaga	W	8-5	13-5	
4/7	at Portland State	L	1-11	13-6	
4/8	Linfield	W	5-1	14-6	
4/11	at Eastern Washington	W	5-4	15-6	
4/11	at Eastern Washington	W	4-1	16-6	
4/12	at Washington State	L	3-22	16-7	
4/12	at Washington State	L	3-10	16-8	
4/14	Pacific (Ore.)	W	13-2	17-8	
4/15	Oregon Tech	W	19-3	18-8	
4/18	Washington State	W	6-3	19-8	
4/18	Washington State	L	7-10	19-9	
4/20	Eastern Washington	W	4-3	20-9	
4/20	Eastern Washington	W	8-4	21-9	
4/21	at Willamette	W	9-3	22-9	
4/23	Portland State	W	14-3	23-9	
4/26	at Gonzaga	W	9-0	24-9	
4/26	at Gonzaga	W	10-8	25-9	
4/28	at Western Oregon	W	9-0	26-9	
4/29	at Linfield	W	5-0	27-9	
5/1	at Washington	W	7-4	28-9	
5/1	at Washington	L	6-9	28-10	
5/4	at Portland	L	1-4	28-11	
5/4	at Portland	L	5-9	28-12	
5/8	Portland	W	5-4	29-12	
5/8	Portland	W	18-0	30-12	
5/9	Washington	W	4-3	31-12	
5/9	Washington	L	4-13	31-13	
5/13	vs. Washington	L	4-11	31-14	
5/14	vs. Washington State	L	2-3	31-15	

1988

Head coach: Jack Riley
30-19, 14-10 North
Pac-10 North: 2nd

					Rec.
2/24	at Sonoma State	W	10-3	1-0	
2/24	at Sonoma State	W	3-1	2-0	
2/25	at Sonoma State	L	5-7	2-1	
2/26	at Chico State	L	2-6	2-2	
2/27	at Chico State	W	8-6	3-2	
2/27	at Chico State	W	4-0	4-2	
2/28	at Oregon Tech	W	15-7	5-2	
3/1	Western Oregon	W	8-1	6-2	
3/3	Western Oregon	W	7-4	7-2	
3/14	vs. George Washington	W	9-6	8-2	
3/15	vs. Texas A&M	L	11-16	8-3	
3/16	at Fresno State	L	10-12	8-4	
3/17	vs. BYU	W	6-5	9-4	
3/18	vs. Long Beach State	L	0-1	9-5	
3/19	vs. Clemson	L	3-9	9-6	
3/20	at Sacramento State	L	9-10	9-7	
3/30	Western Oregon	W	5-1	10-7	
4/1	Portland	L	4-5	10-8	
4/5	at Portland	L	2-3	10-9	

4/7	Portland	W	10-9	11-9
4/9	at Eastern Washington	W	9-3	12-9
4/9	at Eastern Washington	W	17-7	13-9
4/13	Pacific (Ore.)	W	17-1	14-9
4/16	Gonzaga	W	6-5	15-9
4/16	Gonzaga	L	3-12	15-10
4/17	at Washington State	L	1-3	15-11
4/17	at Washington State	W	4-3	16-11
4/20	Willamette	W	8-0	17-11
4/23	at Washington State	L	4-5	17-12
4/23	at Washington State	L	4-10	17-13
4/24	at Gonzaga	L	0-1	17-14
4/24	at Gonzaga	W	9-8	18-14
4/26	Lewis & Clark	W	9-8	19-14
4/27	at Portland	W	9-1	20-14
5/1	Eastern Washington	W	2-0	21-14
5/1	Eastern Washington	L	1-6	21-15
5/4	Concordia	W	4-1	22-15
5/8	Portland State	W	4-0	23-15
5/8	Portland State	W	23-11	24-15
5/9	Washington	W	7-3	25-15
5/9	Washington	L	7-16	25-16
5/13	at Washington	W	13-0	26-16
5/13	at Washington	W	4-3	27-16
5/14	at Portland State	L	2-5	27-17
5/14	at Portland State	W	13-6	28-17
5/18	vs. Portland	W	1-0	29-17
5/19	vs. Gonzaga	W	11-1	30-17
5/20	vs. Washington State	L	3-13	30-18
5/21	vs. Eastern Washington	L	7-8	30-19

1989

Head coach: Jack Riley				
27-23, 15-9 North				
Pac-10 North: 3rd				
			Rec.	
2/24	at Chico State	W	4-3	1-0
2/25	at Chico State	W	8-2	2-0
2/25	at Chico State	L	6-15	2-1
2/26	at Sacramento State	L	3-7	2-2
2/27	at Sacramento State	W	5-4	3-2
2/28	at Pacific (Calif.)	L	0-3	3-3
3/1	at Pacific (Calif.)	W	19-3	4-3
3/2	at Fresno State	L	2-5	4-4
3/3	at Fresno State	W	8-6	5-4
3/4	at Fresno State	L	1-2	5-5
3/23	at Long Beach State	L	9-10	5-6
3/24	at Long Beach State	L	6-13	5-7
3/27	vs. Harvard	L	7-9	5-8
3/28	at UC Riverside	L	9-10	5-9
3/29	vs. Washington State	L	0-4	5-10
3/30	vs. BYU	L	2-9	5-11
4/1	vs. Arizona State	L	2-4	5-12
4/5	George Fox	W	4-2	6-12
4/6	at Portland	L	2-4	6-13
4/8	Washington State	L	2-4	6-14
4/8	Washington State	L	0-2	6-15
4/11	Portland	L	3-10	6-16
4/12	Linfield	W	12-0	7-16
4/15	at Eastern Washington	W	4-2	8-16
4/15	at Eastern Washington	W	8-3	9-16
4/16	at Gonzaga	W	12-5	10-16
4/16	at Gonzaga	L	8-11	10-17
4/18	Concordia	W	14-5	11-17
4/19	Willamette	W	4-0	12-17
4/22	Gonzaga	L	5-6	12-18
4/22	Gonzaga	L	9-12	12-19
4/23	Eastern Washington	W	14-2	13-19
4/23	Eastern Washington	W	12-11	14-19
4/27	Lewis & Clark	W	12-1	15-19
4/29	at Washington State	W	15-4	16-19
4/29	at Washington State	W	11-4	17-19
5/2	Portland	W	4-3	18-19
5/3	at Portland	L	2-5	18-20
5/6	at Washington	W	4-3	19-20
5/6	at Washington	L	3-7	19-21
5/7	at Portland State	W	14-4	20-21
5/7	at Portland State	W	8-3	21-21
5/12	Portland State	W	9-2	22-21
5/12	Portland State	W	12-4	23-21
5/13	Washington	W	9-8	24-21

5/13	Washington	W	2-1	25-21
5/17	vs. Portland	L	1-3	25-22
5/18	vs. E. Washington	W	12-5	26-22
5/19	vs. Gonzaga	W	8-3	27-22
5/20	vs. Portland State	L	4-9	27-23

1990

Head coach: Jack Riley				
30-22, 15-9 North				
Pac-10 North: 2nd				
			Rec.	
2/24	at Chico State	L	3-4	0-1
2/24	vs. Nevada	L	3-4	0-2
2/25	at Chico State	L	8-15	0-3
2/26	at Sacramento State	L	2-6	0-4
2/27	at Pacific (Calif.)	L	3-4	0-5
2/28	at Pacific (Calif.)	L	3-4	0-6
3/1	at Fresno State	L	6-7	0-7
3/3	at Fresno State	L	5-14	0-8
3/3	at Fresno State	W	2-1	1-8
3/16	Willamette	W	4-0	2-8
3/19	vs. BYU	L	7-10	2-9
3/20	vs. Ohio State	W	11-10	3-9
3/21	at San Jose State	L	2-3	3-10
3/22	vs. Minnesota	W	7-3	4-10
3/23	vs. Washington	W	8-1	5-10
3/24	at San Jose State	L	3-6	5-11
3/28	Western Oregon	W	14-6	6-11
3/29	George Fox	W	8-1	7-11
3/31	at Portland State	L	5-12	7-12
4/1	Portland State	W	12-3	8-12
4/3	at George Fox	W	10-4	9-12
4/4	Linfield	W	5-3	10-12
4/7	at Eastern Washington	W	8-4	11-12
4/7	at Eastern Washington	L	7-8	11-13
4/8	at Washington State	W	8-5	12-13
4/8	at Washington State	L	4-11	12-14
4/12	at Portland State	W	9-4	13-14
4/13	Oregon Tech	W	10-7	14-14
4/15	Gonzaga	L	3-7	14-15
4/15	Gonzaga	L	8-13	14-16
4/18	at Willamette	W	9-1	15-16
4/19	Portland State	W	4-3	16-16
4/21	at Gonzaga	W	11-1	17-16
4/21	at Gonzaga	L	0-7	17-17
4/26	Concordia	W	7-6	18-17
4/29	Washington State	W	2-1	19-17
4/29	Washington State	L	0-7	19-18
4/30	Eastern Washington	W	15-1	20-18
4/30	Eastern Washington	W	8-0	21-18
5/1	Eastern Oregon	W	8-0	22-18
5/2	at Western Oregon	W	11-0	23-18
5/4	Portland	W	4-0	24-18
5/4	Portland	W	6-1	25-18
5/5	Washington	W	9-0	26-18
5/5	Washington	L	6-14	26-19
5/11	at Washington	L	3-5	26-20
5/11	at Washington	W	9-8	27-20
5/12	at Portland	W	11-1	28-20
5/12	at Portland	W	7-2	29-20
5/17	vs. Washington	W	3-1	30-20
5/18	vs. Washington State	L	5-16	30-21
5/19	vs. Washington	L	2-9	30-22

1991

Head coach: Jack Riley				
28-20, 12-8 North				
Pac-10 North: 2nd				
			Rec.	
2/27	George Fox	W	15-3	1-0
3/7	at McNeese State	L	5-6	1-1
3/8	vs. Oklahoma State	L	4-5	1-2
3/8	at SW Louisiana	W	8-7	2-2
3/9	vs. Tulane	L	5-6	2-3
3/10	vs. Oklahoma State	L	1-12	2-4
3/16	at Portland State	L	3-4	2-5
3/17	Portland State	W	22-7	3-5
3/19	at Sacramento State	L	6-8	3-6
3/21	at Fresno State	L	1-3	3-7
3/22	at Fresno State	W	5-2	4-7
3/23	at Fresno State	W	5-2	5-7

3/25	at UC Riverside	L	1-2	5-8
3/28	vs. BYU	L	1-5	5-9
3/29	vs. Lafayette	W	11-5	6-9
3/30	vs. New Mexico	W	5-4	7-9
3/30	vs. Washington	W	7-5	8-9
4/2	Portland	L	0-2	8-10
4/6	at Portland State	L	1-7	8-11
4/6	at Portland State	L	0-6	8-12
4/8	at Washington	L	1-3	8-13
4/8	at Washington	W	7-5	9-13
4/11	Willamette	W	8-0	10-13
4/12	Western Oregon	W	5-4	11-13
4/12	Gonzaga	W	6-0	12-13
4/12	Gonzaga	W	8-0	13-13
4/14	Washington State	W	1-0	14-13
4/14	Washington State	L	4-9	14-14
4/17	Concordia	W	8-0	15-14
4/18	at George Fox	W	6-1	16-14
4/20	at Washington	L	0-13	16-15
4/21	at Portland	W	9-7	17-15
4/23	Linfield	W	4-3	18-15
4/26	at Washington State	L	2-6	18-16
4/26	at Washington State	L	6-8	18-17
4/27	at Gonzaga	W	9-2	19-17
4/27	at Gonzaga	W	14-2	20-17
4/30	at Western Oregon	W	6-0	21-17
5/3	Portland	W	12-11	22-17
5/4	at Portland	W	12-8	23-17
5/10	Washington	W	5-2	24-17
5/10	Washington	W	4-0	25-17
5/11	Portland State	W	3-0	26-17
5/11	Portland State	L	5-8	26-18
5/16	vs. Portland	L	4-13	26-19
5/17	vs. Washington	W	16-14	27-19
5/18	vs. Washington State	W	9-8	28-19
5/18	vs. Portland	L	5-8	28-20

1992

Head coach: Jack Riley				
23-30, 10-20 North				
Pac-10 North: 6th				
			Rec.	
2/24	Concordia	W	17-2	1-0
2/25	Lewis & Clark	W	15-4	2-0
2/27	vs. Northwestern	L	1-10	2-1
2/27	at UNLV	L	6-9	2-2
2/28	vs. Southern Utah	W	8-2	3-2
2/29	vs. Northwestern	L	2-5	3-3
3/1	vs. Southern Utah	W	10-1	4-3
3/6	Western Oregon	W	8-0	5-3
3/9	vs. Evansville	W	6-5	6-3
3/11	at UCF	L	5-6	6-4
3/11	vs. Illinois-Chicago	W	10-6	7-4
3/12	vs. Evansville	L	5-6	7-5
3/13	at UCF	W	5-4	8-5
3/14	vs. Illinois-Chicago	W	7-5	9-5
3/21	at Sacramento State	W	14-6	10-5
3/22	at Sacramento State	L	3-4	10-6
3/23	at Sacramento State	L	3-6	10-7
3/24	vs. Nevada	L	5-7	10-8
3/26	George Fox	L	1-4	10-9
3/28	at Gonzaga	W	3-0	11-9
3/28	at Gonzaga	L	1-6	11-10
3/29	at Gonzaga	L	1-7	11-11
3/31	Willamette	W	14-2	12-11
4/1	at Portland	L	7-12	12-12
4/4	Washington State	L	4-6	12-13
4/4	Washington State	L	7-8	12-14
4/5	Washington State	W	6-3	13-14
4/8	Portland	L	6-7	13-15
4/11	Portland State	L	3-6	13-16
4/12	at Portland State	W	3-1	14-16
4/12	at Portland State	L	4-5	14-17
4/14	at Linfield	L	3-5	14-18
4/15	at Portland	W	7-3	15-18
4/18	at Washington	L	1-2	15-19
4/18	at Washington	L	3-7	15-20
4/19	at Washington	L	1-4	15-21
4/23	at George Fox	W	5-2	16-21
4/25	at Washington State	W	7-4	17-21

2022 OREGON STATE BASEBALL

YEAR-BY-YEAR

Twitter.com/BeaverBaseball
Instagram.com/BeaverBaseball
Facebook.com/OregonStateBaseball

4/25	at Washington State	L	6-7	17-22
4/26	at Washington State	W	5-4	18-22
4/28	Linfield	W	7-5	19-22
4/30	at Portland	L	3-7	19-23
5/2	at Portland State	L	5-6	19-24
5/3	Portland State	W	2-0	20-24
5/3	Portland State	L	4-9	20-25
5/5	Portland	W	17-13	21-25
5/6	Portland	L	7-14	21-26
5/9	Washington	W	7-6	22-26
5/9	Washington	L	7-8	22-27
5/10	Washington	L	6-20	22-28
5/14	Gonzaga	W	7-3	23-28
5/14	Gonzaga	L	1-3	23-29
5/15	Gonzaga	L	5-8	23-30

3/6	vs. Portland	W	8-5	6-1
3/8	at Western Oregon	W	11-0	7-1
3/9	George Fox	W	8-3	8-1
3/11	vs. Maine	W	18-2	9-1
3/12	vs. Portland	L	0-3	9-2
3/12	at San Jose State	L	0-3	9-3
3/13	vs. Maine	W	8-3	10-3
3/19	Willamette	W	7-4	11-3
3/21	vs. Clemson	W	9-2	12-3
3/23	at Hawai'i	L	7-4	12-4
3/24	vs. Grand Canyon	L	2-4	12-5
3/25	vs. Lewis-Clark State	W	2-0	13-5
3/25	vs. Washington	W	12-2	14-5
3/26	at Hawai'i	L	4-13	14-6
3/27	vs. Lewis-Clark State	L	0-1	14-7
3/30	at Portland State	W	6-5	15-7
4/2	Gonzaga	W	2-1	16-7
4/2	Gonzaga	W	5-3	17-7
4/3	Gonzaga	W	5-2	18-7
4/9	at Washington State	W	9-5	19-7
4/9	at Washington State	W	4-3	20-7
4/10	at Washington State	W	3-1	21-7
4/13	at Portland State	W	7-1	22-7
4/16	Portland	L	1-10	22-8
4/16	Portland	W	4-0	23-8
4/17	at Portland	W	12-1	24-8
4/20	Portland State	L	1-6	24-9
4/23	Washington	L	0-2	24-10
4/23	Washington	L	1-19	24-11
4/24	Washington	W	3-1	25-11
4/27	at Portland State	L	1-8	25-12
4/30	at Washington	W	5-3	26-12
4/30	at Washington	L	2-5	26-13
5/1	at Washington	L	6-9	26-14
5/4	Portland State	W	2-1	27-14
5/7	at Portland	W	4-2	28-14
5/7	at Portland	L	12-13	28-15
5/8	Portland	W	4-2	29-15
5/11	Portland State	W	11-6	30-15
5/14	Washington State	W	3-0	31-15
5/14	Washington State	W	4-2	32-15
5/15	Washington State	W	6-1	33-15
5/20	at Gonzaga	W	3-2	34-15
5/21	at Gonzaga	W	12-3	35-15
5/21	at Gonzaga	W	9-2	36-15

4/15	at Portland	L	7-8	16-14
4/16	Portland	L	7-8	16-15
4/19	at Portland State	L	5-6	16-16
4/22	at Washington	L	3-5	16-17
4/22	at Washington	L	0-1	16-18
4/23	at Washington	L	0-2	16-19
4/26	Portland State	L	1-5	16-20
4/26	Portland State	W	13-4	17-20
4/30	Washington	W	2-1	18-20
4/30	Washington	W	9-2	19-20
5/1	Washington	W	6-5	20-20
5/3	Portland State	W	4-2	21-20
5/5	at Portland	W	3-2	22-20
5/6	Portland	L	4-9	22-21
5/6	Portland	W	10-5	23-21
5/10	Linfield	W	7-5	24-21
5/12	at Washington State	L	1-3	24-22
5/12	at Washington State	L	5-14	24-23
5/13	at Washington State	L	7-8	24-24
5/13	at Washington State	W	14-6	25-24

1993

Head coach: Jack Riley

31-18, 20-10 North

Pac-10 North: 2nd				Rec.
2/27	at Sacramento State	W	8-6	1-1
2/27	vs. UC Santa Barbara	W	11-8	2-1
2/28	at Sacramento State	L	9-10	2-2
3/5	Western Oregon	W	8-3	3-2
3/6	Linfield	W	5-1	4-2
3/7	Eastern Oregon	W	11-0	5-2
3/7	Willamette	W	16-6	6-2
3/13	George Fox	W	14-1	7-2
3/19	vs. Utah	L	3-7	7-3
3/19	at San Jose State	W	5-1	8-3
3/20	vs. Sacramento State	W	7-1	9-3
3/21	vs. Utah	W	5-1	10-3
3/23	at TCU	W	2-0	11-3
3/23	at TCU	L	4-5	11-4
3/24	at Texas-Arlington	L	9-13	11-5
3/26	at Oklahoma	L	13-14	11-6
3/27	at Oklahoma	L	9-20	11-7
3/28	vs. SW Missouri State	W	17-3	12-7
3/28	at Oklahoma	L	9-10	12-8
4/4	Gonzaga	W	13-0	13-8
4/4	Gonzaga	W	17-3	14-8
4/6	at Portland	W	4-1	15-8
4/7	Portland	W	8-3	16-8
4/10	at Washington State	W	9-2	17-8
4/10	at Washington State	L	5-11	17-9
4/11	at Washington State	L	7-8	17-10
4/14	Portland	W	5-0	18-10
4/16	vs. Washington	L	1-4	18-11
4/17	vs. Washington	L	0-5	18-12
4/18	vs. Washington	W	4-0	19-12
4/21	Portland	W	5-0	20-12
4/24	at Portland State	W	10-0	21-12
4/24	at Portland State	W	5-3	22-12
5/1	at Gonzaga	W	10-8	23-12
5/1	at Gonzaga	W	11-3	24-12
5/2	at Gonzaga	L	2-9	24-13
5/2	at Gonzaga	W	6-4	25-13
5/5	at Portland	W	16-3	26-13
5/9	Portland State	W	13-5	27-13
5/9	Portland State	L	4-6	27-14
5/10	at Portland State	L	1-2	27-15
5/10	at Portland State	L	4-9	27-16
5/12	Portland	W	3-1	28-16
5/15	Washington	W	2-1	29-16
5/15	Washington	L	4-5	29-17
5/16	Washington	L	6-9	29-18
5/19	Washington State	W	9-0	30-18
5/19	Washington State	W	3-2	31-18

1995

Head coach: Pat Casey

25-24-1, 14-16 North

Pac-10 North: 4th				Rec.
2/22	Western Oregon	W	4-3	1-0
2/23	Concordia	W	16-2	2-0
2/25	Eastern Oregon	W	3-0	3-0
2/26	Willamette	W	10-6	4-0
2/28	George Fox	W	4-0	5-0
3/1	at Western Oregon	L	3-6	5-1
3/3	vs. Michigan State	L	2-12	5-2
3/4	vs. Michigan State	W	11-10	6-2
3/4	at New Mexico State	W	13-10	7-2
3/7	at New Mexico State	L	11-12	7-3
3/8	at New Mexico State	W	7-4	8-3
3/17	vs. Arkansas	L	4-5	8-4
3/17	at San Jose State	T	6-6	8-4
3/18	vs. Santa Clara	L	4-6	8-5
3/19	vs. Santa Clara	L	8-9	8-6
3/24	at Gonzaga	L	5-6	8-7
3/24	vs. Lewis-Clark State	L	3-13	8-8
3/25	vs. Portland	W	5-4	9-8
3/25	vs. BYU	W	19-3	10-8
3/28	Gonzaga	W	5-4	11-8
3/28	Gonzaga	L	1-7	11-9
3/29	Gonzaga	W	6-5	12-9
4/1	at Gonzaga	W	1-0	13-9
4/1	at Gonzaga	L	1-2	13-10
4/2	at Gonzaga	W	8-4	14-10
4/5	at Portland State	L	3-6	14-11
4/5	at Portland State	L	2-5	14-12
4/10	Washington State	L	4-5	14-13
4/10	Washington State	W	5-4	15-13
4/15	at Portland	W	7-4	16-13

1996

Head coach: Pat Casey

32-16-1, 14-10 North

Pac-10 North: 2nd				Rec.
2/10	at Pacific (Calif.)	W	5-4	1-0
2/10	at Pacific (Calif.)	W	5-3	2-0
2/11	at Pacific (Calif.)	L	3-4	2-1
2/15	at San Diego	W	19-4	3-1
2/16	at San Diego State	L	3-4	3-2
2/17	vs. Utah	W	7-0	4-2
2/17	at San Diego State	T	10-10	4-2
2/27	at Portland	W	16-2	5-2
3/2	at San Jose State	W	8-5	6-2
3/2	at San Jose State	W	10-3	7-2
3/8	George Fox	W	13-2	8-2
3/11	vs. Pacific (Calif.)	L	2-6	8-3
3/12	vs. Creighton	W	8-3	9-3
3/13	vs. Creighton	W	14-10	10-3
3/14	vs. New Mexico	W	5-4	11-3
3/15	at Fresno State	L	4-7	11-4
3/16	vs. Pacific (Calif.)	W	11-2	12-4
3/22	Pacific (Ore.)	W	16-1	13-4
3/25	vs. Wright State	W	3-2	14-4
3/26	vs. Lewis-Clark State	W	7-3	15-4
3/27	at Hawai'i	L	7-8	15-5
3/28	vs. Hawai'i-Hilo	W	3-2	16-5
3/30	at Hawai'i	L	9-15	16-6
4/5	at Washington	L	8-9	16-7
4/6	at Washington	W	15-2	17-7
4/7	at Washington	L	2-5	17-8
4/7	at Washington	L	3-5	17-9
4/9	Linfield	W	9-6	18-9
4/13	Portland State	W	14-2	19-9
4/13	Portland State	L	6-7	19-10
4/14	at Portland State	L	0-2	19-11
4/14	at Portland State	W	9-8	20-11
4/19	Washington State	W	18-3	21-11
4/20	Washington State	W	4-3	22-11
4/20	Washington State	W	6-2	23-11
4/21	Washington State	W	16-9	24-11
4/26	at Washington State	L	5-9	24-12
4/27	at Washington State	L	3-6	24-13
4/27	at Washington State	L	7-10	24-14
4/28	at Washington State	W	3-0	25-14
5/3	at Portland State	W	3-2	26-14
5/4	Portland State	L	2-5	26-15
5/4	Portland State	W	14-0	27-15
5/5	at Portland State	W	11-1	28-15
5/7	Portland	W	18-5	29-15
5/10	Washington	W	6-2	30-15
5/11	Washington	W	3-2	31-15
5/11	Washington	W	3-2	32-15
5/12	Washington	L	5-9	32-16

1994

Head coach: Jack Riley

36-15, 22-8 North

Pac-10 North: 1st				Rec.
2/26	Western Oregon	W	2-1	1-0
2/28	Lewis & Clark	W	5-0	2-0
3/1	Pacific (Ore.)	W	10-3	3-0
3/4	vs. Portland	L	2-5	3-1
3/4	at Sacramento State	W	5-0	4-1
3/5	at Sacramento State	W	10-3	5-1

1997

Head coach: Pat Casey
38-12-1, 18-6 North
Pac-10 North: 2nd

					Rec.
2/7	at Hawai'i	W	14-4	1-0	
2/8	at Hawai'i	W	9-5	2-0	
2/9	at Hawai'i	L	3-11	2-1	
2/10	at Hawai'i-Hilo	T	1-1	2-1	
2/15	at Sacramento State	L	0-2	2-2	
2/16	at Sacramento State	W	18-6	3-2	
2/16	at Sacramento State	W	8-5	4-2	
2/21	at California	L	6-8	4-3	
2/22	at California	L	2-14	4-4	
2/23	at California	W	15-2	5-4	
2/25	Willamette	W	5-4	6-4	
2/27	vs. Portland	L	6-10	6-5	
2/28	vs. Washington State	W	17-3	7-5	
3/1	vs. Gonzaga	W	5-3	8-5	
3/2	at Lewis-Clark State	W	7-2	9-5	
3/8	Concordia	W	9-3	10-5	
3/14	Lewis-Clark State	W	5-3	11-5	
3/15	Lewis-Clark State	W	12-3	12-5	
3/24	vs. Howard	W	26-4	13-5	
3/25	at Oklahoma	W	10-2	14-5	
3/26	at Oklahoma	L	2-14	14-6	
3/28	at Oral Roberts	W	20-5	15-6	
3/29	at Oral Roberts	W	8-2	16-6	
4/4	Washington State	W	9-6	17-6	
4/5	Washington State	W	7-2	18-6	
4/5	Washington State	W	18-6	19-6	
4/6	Washington State	L	4-6	19-7	
4/8	Portland	W	9-3	20-7	
4/11	at Portland State	W	16-3	21-7	
4/12	Portland State	W	15-1	22-7	
4/12	Portland State	W	13-2	23-7	
4/18	at Washington	L	5-10	23-8	
4/19	at Washington	W	15-4	24-8	
4/20	at Washington	L	2-3	24-9	
4/20	at Washington	W	7-6	25-9	
4/23	at Portland	W	9-3	26-9	
4/25	Washington	L	4-6	26-10	
4/26	Washington	W	7-6	27-10	
4/26	Washington	W	17-7	28-10	
4/27	Washington	L	3-6	28-11	
4/29	Linfield	W	18-0	29-11	
5/2	Portland State	W	6-1	30-11	
5/2	Portland State	L	3-4	30-12	
5/3	at Portland State	W	7-5	31-12	
5/3	at Portland State	W	6-2	32-12	
5/4	Portland State	W	5-3	33-12	
5/6	Portland	W	33-3	34-12	
5/9	at Washington State	W	18-8	35-12	
5/10	at Washington State	W	20-4	36-12	
5/10	at Washington State	W	6-1	37-12	
5/11	at Washington State	W	14-12	38-12	

1998

Head coach: Pat Casey
35-14-1, 15-9 North
Pac-10 North: 2nd

					Rec.
2/13	vs. South Florida	W	7-6	1-0	
2/14	vs. Florida Atlantic	W	13-5	2-0	
2/15	vs. UCF	W	7-2	3-0	
2/18	vs. UC Santa Barbara	L	7-11	3-1	
2/18	at San Diego State	L	3-6	3-2	
2/20	vs. New Mexico	W	11-0	4-2	
2/21	at San Diego	W	8-3	5-2	
2/28	at UC Santa Barbara	W	13-1	6-2	
2/28	at UC Santa Barbara	L	6-7	6-3	
3/1	at UC Santa Barbara	T	4-4	6-3	
3/6	at USC	L	0-9	6-4	
3/7	at USC	L	4-7	6-5	
3/8	at USC	W	13-6	7-5	
3/11	Portland	W	7-2	8-5	
3/13	St. Martin's	W	22-4	9-5	
3/14	St. Martin's	W	5-4	10-5	
3/15	St. Martin's	W	10-2	11-5	
3/21	at Washington State	L	3-13	11-6	
3/22	at Washington State	W	6-2	12-6	

3/23	at Washington State	L	0-9	12-7	
3/28	Arizona	W	3-2	13-7	
3/29	Arizona	W	9-1	14-7	
3/30	Arizona	W	4-3	15-7	
4/1	at Portland	W	8-1	16-7	
4/3	Portland State	W	8-7	17-7	
4/4	at Portland State	W	10-4	18-7	
4/4	at Portland State	W	7-0	19-7	
4/5	Portland State	W	18-8	20-7	
4/10	Washington	W	4-2	21-7	
4/11	Washington	W	10-5	22-7	
4/11	Washington	L	16-18	22-8	
4/12	Washington	L	10-11	22-9	
4/14	Portland	W	13-9	23-9	
4/17	at Portland State	W	23-4	24-9	
4/18	Portland State	W	8-6	25-9	
4/18	Portland State	W	10-0	26-9	
4/19	at Portland State	W	14-8	27-9	
4/21	at Portland	W	4-3	28-9	
4/24	Washington State	L	4-6	28-10	
4/24	Washington State	L	6-10	28-11	
4/25	Washington State	W	12-2	29-11	
4/25	Washington State	W	7-4	30-11	
4/26	Washington State	W	12-11	31-11	
5/1	at Washington	L	12-16	31-12	
5/2	at Washington	W	8-2	32-12	
5/2	at Washington	L	6-20	32-13	
5/3	at Washington	L	5-12	32-14	
5/8	UCLA	W	8-7	33-14	
5/9	UCLA	W	19-5	34-14	
5/10	UCLA	W	11-8	35-14	

1999

Head coach: Pat Casey
19-35, 7-17 Pacific-10
Pac-10: 8th

					Rec.
2/5	vs. Kansas State	W	13-6	1-0	
2/6	vs. Nebraska	W	4-3	2-0	
2/6	vs. New Mexico State	W	7-1	3-0	
2/7	vs. Kansas State	L	6-7	3-1	
2/12	at Cal State Northridge	L	4-16	3-2	
2/13	at Cal State Northridge	W	9-1	4-2	
2/13	at Cal State Northridge	W	8-4	5-2	
2/14	at Cal State Northridge	L	4-8	5-3	
2/18	vs. Oklahoma State	W	1-0	6-3	
2/19	vs. Texas Tech	L	9-14	6-4	
2/20	vs. San Diego	W	7-6	7-4	
2/21	vs. Loyola Marymount	L	4-13	7-5	
2/26	at Santa Clara	L	1-3	7-6	
2/27	at Santa Clara	L	4-7	7-7	
2/27	at Santa Clara	L	0-1	7-8	
2/28	at Santa Clara	L	9-12	7-9	
3/1	at San Jose State	W	3-2	8-9	
3/6	vs. Gonzaga	L	1-4	8-10	
3/7	vs. Gonzaga	W	16-15	9-10	
3/12	USC	L	2-5	9-11	
3/13	USC	L	10-12	9-12	
3/14	USC	L	1-4	9-13	
3/17	Portland	W	8-7	10-13	
3/19	vs. Washington State	L	2-6	10-14	
3/20	vs. Washington State	L	9-10	10-15	
3/20	vs. Washington State	L	5-6	10-16	
3/26	vs. Minnesota	L	6-14	10-17	
3/27	vs. Minnesota	L	9-16	10-18	
3/28	vs. Minnesota	L	6-11	10-19	
4/1	Arizona State	L	5-9	10-20	
4/2	Arizona State	W	9-8	11-20	
4/3	Arizona State	L	9-21	11-21	
4/6	at Portland	W	10-3	12-21	
4/9	at Arizona	L	9-11	12-22	
4/10	at Arizona	L	7-10	12-23	
4/11	at Arizona	L	5-10	12-24	
4/13	Washington	L	5-14	12-25	
4/14	Washington	L	16-17	12-26	
4/16	California	L	3-13	12-27	
4/17	California	W	11-5	13-27	
4/18	California	L	6-7	13-28	
4/20	at Portland	W	17-8	14-28	
4/23	at Washington	L	7-10	14-29	

4/24	at Washington	W	6-3	15-29	
4/25	at Washington	L	4-12	15-30	
4/30	at Stanford	L	0-7	15-31	
5/1	at Stanford	L	5-10	15-32	
5/2	at Stanford	L	8-9	15-33	
5/7	at UCLA	W	7-5	16-33	
5/8	at UCLA	L	0-15	16-34	
5/9	at UCLA	L	6-8	16-35	
5/14	Washington State	W	13-4	17-35	
5/15	Washington State	W	8-6	18-35	
5/16	Washington State	W	9-7	19-35	

2000

Head coach: Pat Casey
28-27, 9-15 Pacific-10
Pac-10: 6th

					Rec.
2/4	vs. Kansas State	L	6-7	0-1	
2/5	vs. Texas A&M	L	4-9	0-2	
2/6	vs. Kansas State	W	16-2	1-2	
2/18	at Fresno State	L	1-4	1-3	
2/19	at Fresno State	L	4-9	1-4	
2/20	at Fresno State	L	0-8	1-5	
2/24	vs. West Virginia	W	9-6	2-5	
2/24	vs. Nevada	W	9-5	3-5	
2/25	vs. Santa Clara	L	10-12	3-6	
2/26	at UNLV	W	4-3	4-6	
2/27	vs. Cal State Northridge	W	13-10	5-6	
3/4	at Washington	W	13-9	6-6	
3/5	at Washington	W	27-4	7-6	
3/7	Western Oregon	W	9-5	8-6	
3/10	Washington State	W	8-3	9-6	
3/11	Washington State	W	14-2	10-6	
3/12	Washington State	L	6-11	10-7	
3/18	vs. Ohio State	W	13-0	11-7	
3/18	at Texas A&M	L	0-3	11-8	
3/19	vs. Central Michigan	L	3-4	11-9	
3/19	vs. Ohio State	L	3-8	11-10	
3/20	vs. Central Michigan	W	5-3	12-10	
3/20	at Texas A&M	W	6-1	13-10	
3/24	Cal State Northridge	W	10-9	14-10	
3/25	Cal State Northridge	L	7-9	14-11	
3/25	Cal State Northridge	W	9-3	15-11	
3/26	Cal State Northridge	W	11-8	16-11	
3/31	UCLA	L	1-3	16-12	
4/1	UCLA	L	10-18	16-13	
4/2	UCLA	L	5-9	16-14	
4/4	Portland	L	10-13	16-15	
4/7	at Arizona State	L	0-1	16-16	
4/8	at Arizona State	W	11-3	17-16	
4/9	at Arizona State	L	7-8	17-17	
4/11	at Portland	W	13-5	18-17	
4/14	Arizona	W	6-3	19-17	
4/15	Arizona	W	10-4	20-17	
4/16	Arizona	L	5-10	20-18	
4/18	Concordia	W	13-5	21-18	
4/20	at California	W	12-4	22-18	
4/21	at California	L	9-15	22-19	
4/22	at California	W	8-5	23-19	
4/25	Portland	W	11-4	24-19	
4/28	Washington	W	6-3	25-19	
4/29	Washington	L	3-8	25-20	
4/30	Washington	W	11-10	26-20	
5/5	Stanford	L	6-10	26-21	
5/6	Stanford	W	5-2	27-21	
5/7	Stanford	L	5-7	27-22	
5/12	at USC	L	1-12	27-23	
5/13	at USC	L	7-16	27-24	
5/14	at USC	L	3-16	27-25	
5/19	at Washington State	L	9-10	27-26	
5/20	at Washington State	W	4-3	28-26	
5/21	at Washington State	L	9-16	28-27	

2001

Head coach: Pat Casey
31-24, 11-13 Pacific-10
Pac-10: 6th

					Rec.
2/2	at Cal State Northridge	L	7-17	0-1	
2/3	at Cal State Northridge	L	11-15	0-2	
2/4	at Cal State Northridge	L	10-20	0-3	

2022 OREGON STATE BASEBALL

YEAR-BY-YEAR

Twitter.com/BeaverBaseball
Instagram.com/BeaverBaseball
Facebook.com/OregonStateBaseball

2/15	at San Diego State	W	8-7	1-3
2/16	vs. Texas Tech	W	5-4	2-3
2/17	vs. UC Riverside	W	18-10	3-3
2/18	vs. Oklahoma	W	10-8	4-3
2/23	vs. Clemson	L	5-9	4-4
2/24	vs. Clemson	W	10-9	5-4
2/24	at UNLV	W	11-9	6-4
2/25	vs. Clemson	L	2-13	6-5
2/27	Portland	W	9-0	7-5
3/2	San Francisco	L	2-3	7-6
3/3	San Francisco	W	6-5	8-6
3/4	San Francisco	L	3-4	8-7
3/6	Washington	L	7-10	8-8
3/7	Washington	W	17-3	9-8
3/9	vs. Washington State	W	6-3	10-8
3/10	vs. Washington State	W	11-10	11-8
3/11	vs. Washington State	L	7-8	11-9
3/13	Gonzaga	W	12-6	12-9
3/14	Gonzaga	W	10-9	13-9
3/17	Minnesota	W	6-5	14-9
3/17	Minnesota	W	4-1	15-9
3/18	Minnesota	W	12-2	16-9
3/24	Arizona State	L	2-10	16-10
3/25	Arizona State	W	4-1	17-10
3/26	Arizona State	W	12-2	18-10
3/30	at Arizona	L	2-5	18-11
3/31	at Arizona	W	8-0	19-11
4/1	at Arizona	L	6-13	19-12
4/6	California	W	6-5	20-12
4/7	California	W	10-1	21-12
4/8	California	L	1-12	21-13
4/12	at Stanford	L	1-4	21-14
4/13	at Stanford	L	1-8	21-15
4/14	at Stanford	L	5-22	21-16
4/17	Concordia	W	11-2	22-16
4/20	Washington State	W	14-5	23-16
4/21	Washington State	W	10-9	24-16
4/22	Washington State	W	8-7	25-16
4/24	at Portland	W	10-9	26-16
4/25	Portland	W	13-6	27-16
4/27	at Hawai'i	L	3-7	27-17
4/28	at Hawai'i	W	18-7	28-17
4/29	at Hawai'i	L	9-12	28-18
5/4	at Washington	L	4-11	28-19
5/5	at Washington	W	9-1	29-19
5/6	at Washington	L	1-3	29-20
5/11	at UCLA	L	3-5	29-21
5/12	at UCLA	L	6-7	29-22
5/13	at UCLA	W	11-8	30-22
5/18	USC	L	3-7	30-23
5/19	USC	W	6-0	31-23
5/20	USC	L	0-1	31-24

2002

Head coach: Pat Casey				
31-23, 10-14 Pacific-10				
Pac-10: 6th				
				Rec.
1/31	at Arizona State	L	5-13	0-1
2/1	vs. Oral Roberts	W	10-9	1-1
2/2	vs. Southern Utah	W	7-1	2-1
2/8	at San Diego	L	2-6	2-2
2/9	at San Diego	L	2-4	2-3
2/10	at San Diego	L	2-8	2-4
2/16	vs. Western Kentucky	W	6-2	3-4
2/19	at Portland	L	4-5	3-5
2/22	vs. Michigan	W	10-4	4-5
2/23	at UC-Riverside	L	4-21	4-6
2/24	vs. San Francisco	W	9-6	5-6
2/25	vs. Michigan	W	13-2	6-6
3/1	Gonzaga	W	11-9	7-6
3/2	Gonzaga	W	9-8	8-6
3/3	Gonzaga	L	3-8	8-7
3/8	at Nevada	W	7-5	9-7
3/9	at Nevada	W	11-8	10-7
3/15	Washington State	W	9-1	11-7
3/16	Washington State	W	5-4	12-7
3/17	Washington State	W	6-5	13-7
3/22	Cal State Northridge	L	3-4	13-8
3/23	Cal State Northridge	L	4-10	13-9

3/24	Cal State Northridge	W	14-3	14-9
3/25	Portland	W	5-2	15-9
3/28	Arizona	L	9-13	15-10
3/29	Arizona	W	2-1	16-10
3/30	Arizona	W	5-0	17-10
4/2	Portland	W	11-1	18-10
4/5	at USC	L	2-9	18-11
4/6	at USC	W	13-3	19-11
4/7	at USC	L	0-7	19-12
4/13	Hawai'i-Hilo	W	10-2	20-12
4/13	Hawai'i-Hilo	W	11-9	21-12
4/14	Hawai'i-Hilo	W	21-3	22-12
4/15	Hawai'i-Hilo	W	11-0	23-12
4/19	UCLA	W	9-8	24-12
4/20	UCLA	L	1-6	24-13
4/21	UCLA	L	7-9	24-14
4/23	at Portland	W	11-4	25-14
4/26	Stanford	W	3-1	26-14
4/27	Stanford	W	4-3	27-14
4/28	Stanford	L	0-13	27-15
5/3	at Washington State	W	18-1	28-15
5/4	at Washington State	W	10--6	29-15
5/5	at Washington State	W	22-21	30-15
5/10	at California	L	7-13	30-16
5/11	at California	L	1-2	30-17
5/12	at California	L	3-8	30-18
5/17	Washington	L	5-6	30-19
5/18	Washington	L	3-13	30-20
5/19	Washington	W	5-3	31-20
5/24	at Arizona State	L	7-13	31-21
5/25	at Arizona State	L	8-9	31-22
5/26	at Arizona State	L	2-5	31-23

2003

Head coach: Pat Casey				
25-28, 7-17 Pacific-10				
Pac-10: Tied-8th				
				Rec.
2/7	at UC-Riverside	L	6-9	0-1
2/8	at UC-Riverside	W	8-6	1-1
2/9	at UC-Riverside	L	2-10	1-2
2/14	s. Oklahoma State	W	4-0	2-2
2/15	vs. Gonzaga	W	5-1	3-2
2/16	vs. Arizona State	L	4-9	3-3
2/21	vs. New Mexico	W	18-16	4-3
2/22	vs. New Mexico State	L	7-15	4-4
2/22	vs. New Mexico	L	7-14	4-5
2/23	vs. New Mexico State	W	16-14	5-5
2/27	vs. Cal State Northridge	W	10-6	6-5
2/28	vs. San Diego State	W	10-6	7-5
2/28	vs. Cal State Northridge	L	8-10	7-6
3/1	vs. San Diego	L	9-10	7-7
3/8	at Portland	W	13-6	8-7
3/9	at Portland	W	9-0	9-7
3/11	Washington	L	5-9	9-8
3/12	Washington	L	5-9	9-9
3/14	vs. Washington State	L	6-8	9-10
3/15	vs. Washington State	W	4-0	10-10
3/23	UC Santa Barbara	L	4-5	10-11
3/23	UC Santa Barbara	W	4-3	11-11
3/24	UC Santa Barbara	W	6-4	12-11
3/28	California	W	8-6	13-11
3/29	California	L	6-8	13-12
3/30	California	L	13-19	13-13
4/1	at Portland	W	18-6	14-13
4/4	at Washington	L	4-10	14-14
4/5	at Washington	L	8-9	14-15
4/6	at Washington	W	6-5	15-15
4/8	Portland	W	10-1	16-15
4/11	Washington State	L	6-10	16-16
4/12	Washington State	W	11-3	17-16
4/13	Washington State	L	7-11	17-17
4/17	at Stanford	L	2-5	17-18
4/18	at Stanford	W	8-7	18-18
4/19	at Stanford	L	0-10	18-19
4/22	at Portland	W	14-4	19-19
4/26	USC	L	3-4	19-20
4/26	USC	L	2-3	19-21
4/27	USC	L	2-12	19-22
5/2	at UCLA	L	7-8	19-23
5/3	at UCLA	L	9-10	19-24

5/4	at UCLA	W	7-6	20-24
5/6	Concordia	W	13-2	21-24
5/8	George Fox	W	4-0	22-24
5/12	Arizona State	L	4-14	22-25
5/13	Arizona State	W	6-1	23-25
5/14	Arizona State	L	7-12	23-26
5/17	at Arizona	L	6-20	23-27
5/18	at Arizona	L	4-9	23-28
5/19	at Arizona	W	13-12	24-28
5/21	Portland	W	4-3	25-28

2004

Head coach: Pat Casey				
31-22, 10-14 Pacific-10				
Pac-10: Tied-6th				
				Rec.
2/13	vs. Utah	W	8-6	1-0
2/14	vs. Gonzaga	W	8-6	2-0
2/15	vs. Cal State Northridge	W	3-2	3-0
2/20	at Texas-Arlington	W	7-0	4-0
2/21	vs. Arkansas-LR	W	8-3	5-0
2/22	vs. SW Missouri State	W	5-4	6-0
2/27	at UC-Riverside	W	16-3	7-0
2/28	vs. Sacramento State	L	3-10	7-1
2/29	vs. Washington	W	13-8	8-1
3/2	vs. Citadel	L	6-7	8-2
3/3	at Hawai'i	L	1-10	8-3
3/4	vs. Chicago State	W	15-3	9-3
3/5	vs. Citadel	W	3-2	10-3
3/6	at Hawai'i	L	3-7	10-4
3/12	Gonzaga	W	12-2	11-4
3/13	Gonzaga	W	15-3	12-4
3/14	Gonzaga	L	5-10	12-5
3/19	Utah Valley State	W	11-5	13-5
3/20	Utah Valley State	W	7-0	14-5
3/21	Utah Valley State	L	4-5	14-6
3/26	at California	W	15-5	15-6
3/27	at California	L	5-11	15-7
3/28	at California	W	14-3	16-7
3/31	at Portland	W	25-4	17-7
4/2	Arizona	L	3-4	17-8
4/3	Arizona	L	7-14	17-9
4/4	Arizona	W	6-5	18-9
4/8	Stanford	L	8-11	18-10
4/9	Stanford	W	5-4	19-10
4/10	Stanford	L	4-16	19-11
4/12	at Washington	W	7-4	20-11
4/13	at Washington	W	6-4	21-11
4/16	at Sacramento State	W	7-2	22-11
4/17	at Sacramento State	W	9-1	23-11
4/18	at Sacramento State	W	12-6	24-11
4/23	at USC	L	4-8	24-12
4/24	at USC	W	4-3	25-12
4/25	at USC	W	8-4	26-12
4/30	Washington	W	7-3	27-12
5/1	Washington	L	14-26	27-13
5/2	Washington	L	5-8	27-14
5/4	at Portland	L	2-6	27-15
5/14	at Arizona State	L	3-9	27-16
5/15	at Arizona State	L	1-3	27-17
5/16	at Arizona State	L	4-8	27-18
5/18	Portland	L	1-3	27-19
5/18	Portland	W	16-3	28-20
5/21	at Washington State	W	3-2	29-20
5/23	at Washington State	L	2-4	29-21
5/23	at Washington State	W	5-3	30-21
5/28	UCLA	W	3-2	31-21
5/29	UCLA	L	2-12	31-22
5/30	UCLA	L	6-11	31-23

2005

Head coach: Pat Casey				
46-12, 19-5 Pacific-10				
Pac-10: 1st				
				Rec.
2/3	vs. New Mexico State	W	19-0	1-0
2/4	vs. Gonzaga	L	1-3	1-1
2/5	vs. New Mexico State	W	11-2	2-1
2/6	at Arizona State	W	12-6	3-1
2/15	Portland	W	6-4	4-1
2/19	vs. UC Davis	W	8-0	5-1

2/20	at San Diego	W	3-2	6-1
2/25	at UC Santa Barbara	W	4-2	7-1
2/26	at UC Santa Barbara	W	6-4	8-1
2/27	at UC Santa Barbara	W	5-3	9-1
3/4	UC-Riverside	L	2-3	9-2
4/5	UC-Riverside	W	5-2	10-2
3/6	UC-Riverside	W	7-2	11-2
3/11	vs. CSU Northridge	W	4-1	12-2
3/12	at Pepperdine	L	4-9	12-3
3/13	vs. Winthrop	W	8-2	13-3
3/18	Sacramento State	W	8-2	14-3
3/18	Sacramento State	W	7-4	15-3
3/19	Sacramento State	W	9-3	16-3
3/22	at Portland	W	7-5	17-3
3/24	Dallas Baptist	L	7-17	17-4
3/25	Dallas Baptist	W	7-2	18-4
3/25	Dallas Baptist	W	11-3	19-4
3/28	BYU	W	12-5	20-4
3/29	BYU	W	11-6	21-4
4/1	California	W	11-1	22-4
4/2	California	W	5-2	23-4
4/3	California	W	4-2	24-4
4/9	at Stanford	W	9-7	25-4
4/9	at Stanford	W	11-10	26-4
4/10	at Stanford	L	3-4	26-5
4/15	at Arizona	L	5-7	26-6
4/16	at Arizona	W	17-1	27-6
4/17	at Arizona	L	6-7	27-7
4/22	Washington State	W	5-4	28-7
4/24	Washington State	W	8-1	29-7
4/24	Washington State	W	7-6	30-7
4/29	Arizona State	W	6-5	31-7
4/30	Arizona State	L	1-3	31-8
5/1	Arizona State	W	5-1	32-8
5/3	Portland	W	6-2	33-8
5/6	at UCLA	W	3-1	34-8
5/7	at UCLA	W	10-4	35-8
5/8	at UCLA	W	16-3	36-8
5/13	at Washington	W	7-0	37-8
5/14	at Washington	W	10-4	38-8
5/15	at Washington	W	3-1	39-8
5/20	USC	W	5-4	40-8
5/21	USC	W	10-7	41-8
5/22	USC	L	2-12	41-9
6/3	Ohio State	W	4-3	42-9
6/4	St. John's (N.Y.)	W	11-1	43-9
6/5	St. John's (N.Y.)	W	19-3	44-9
6/11	USC	W	10-4	45-9
6/12	USC	L	8-9	45-10
6/13	USC	W	10-8	46-10
6/18	vs. Tulane	L	1-3	46-11
6/20	vs. Baylor	L	3-4	46-12

2006

Head coach: Pat Casey
50-16, 16-7 Pacif-10
Pac-10: 1st
NCAA champions

				Rec.
2/10	vs. Nevada	W	12-4	1-0
2/11	vs. Arizona State	W	11-0	2-0
2/12	vs. Gonzaga	L	5-6	2-1
2/17	at Pepperdine	W	7-6	3-1
2/18	at Pepperdine	L	2-6	3-2
2/19	at Pepperdine	L	1-7	3-3
2/23	vs. BYU	W	12-2	4-3
2/24	at UC Davis	L	1-2	4-4
2/25	at Sacramento State	W	8-3	5-4
2/26	vs. St. Mary's (Calif.)	W	7-5	6-4
3/3	Nevada	W	13-4	7-4
3/4	Nevada	W	4-0	8-4
3/5	Nevada	W	8-1	9-4
3/7	Portland	W	3-1	10-4
3/10	at New Mexico	W	10-4	11-4
3/11	at New Mexico	L	2-13	11-5
3/17	at USC	W	4-1	12-5
3/18	at USC	L	3-11	12-6
3/19	at USC	L	1-4	12-7
3/24	Utah Valley State	W	7-5	13-7
3/25	Utah Valley State	W	9-4	14-7

3/26	Utah Valley State	W	13-6	15-7
3/28	at Pacific (Calif.)	W	6-4	16-7
3/29	vs. San Francisco	L	2-8	16-8
3/31	Texas-Pan American	W	5-4	17-8
4/1	Texas-Pan American	W	9-1	18-8
4/1	Texas-Pan American	W	14-1	19-8
4/7	Arizona	W	10-5	20-8
4/8	Arizona	W	10-2	21-8
4/9	Arizona	L	1-8	21-9
4/11	at Portland	W	14-9	22-9
4/13	Stanford	W	3-0	23-9
4/14	Stanford	W	1-0	24-9
4/16	Stanford	W	12-1	25-9
4/21	at California	W	5-2	26-9
4/22	at California	W	5-2	27-9
4/23	at California	W	9-7	28-9
4/25	Portland	L	13-20	28-10
4/27	Cal Poly	W	3-0	29-10
4/28	New Mexico	W	16-1	30-10
4/29	Cal Poly	W	8-4	31-10
4/30	New Mexico	W	8-2	32-10
5/5	Washington	L	4-6	32-11
5/6	Washington	W	5-3	33-11
5/7	Washington	W	7-1	34-11
5/12	at Arizona State	L	3-10	34-12
5/13	at Arizona State	L	3-6	34-13
5/14	at Arizona State	W	9-8	35-13
5/19	at Washington State	W	16-1	36-13
5/20	at Washington State	W	10-2	37-13
5/21	at Washington State	W	13-3	38-13
5/26	UCLA	W	9-2	39-13
5/28	UCLA	L	1-3	39-14
6/2	Wright State	W	5-3	40-14
6/3	Kansas	W	11-3	41-14
6/4	Hawai'i	W	12-3	42-14
6/10	Stanford	W	4-3	43-14
6/11	Stanford	W	15-0	44-14
6/17	vs. Miami (Fla.)	L	1-11	44-15
6/19	vs. Georgia	W	5-3	45-15
6/20	vs. Miami (Fla.)	W	8-1	46-15
6/21	vs. Rice	W	5-0	47-15
6/22	vs. Rice	W	2-0	48-15
6/24	vs. North Carolina	L	3-4	48-16
6/25	vs. North Carolina	W	11-7	49-16
6/26	vs. North Carolina	W	3-2	50-16

2007

Head coach: Pat Casey
49-18, 10-14 Pacif-10
Pac-10: Tied-6th
NCAA champions

				Rec.
1/25	at Hawai'i-Hilo	W	5-0	1-0
1/26	at Hawai'i-Hilo	W	17-4	2-0
1/26	at Hawai'i-Hilo	W	9-3	3-0
1/27	at Hawai'i-Hilo	W	10-2	4-0
2/9	at Georgia	W	10-8	5-0
2/10	at Georgia	W	7-3	6-0
2/11	at Georgia	W	6-2	7-0
2/16	vs. Gonzaga	L	5-6	7-1
2/17	vs. Arizona State	W	12-4	8-1
2/18	vs. Missouri	W	9-2	9-1
2/23	at UC Davis	W	11-2	10-1
2/24	vs. St. Mary's	L	1-4	10-2
2/25	at Sacramento State	W	18-5	11-2
3/2	at Texas A&M	L	2-5	11-3
3/3	vs. New Mexico	W	6-2	12-3
3/4	vs. St. Louis	W	2-0	13-3
3/5	at Texas A&M	W	6-5	14-3
3/8	Evansville	W	9-2	15-3
3/9	Evansville	W	6-2	16-3
3/10	Evansville	W	3-2	17-3
3/16	San Francisco	W	11-1	18-3
3/17	San Francisco	W	9-2	19-3
3/18	San Francisco	W	3-2	20-3
3/24	at Cal Poly	W	6-0	21-3
3/25	at Cal Poly	W	5-2	22-3
3/26	at Cal Poly	W	13-1	23-3
3/30	at Arizona	L	4-5	23-4
3/31	at Arizona	L	2-8	23-5
4/1	at Arizona	L	14-17	23-6

4/5	USC	W	9-5	24-6
4/6	USC	L	1-4	24-7
4/7	USC	W	9-8	25-7
4/10	Portland	W	12-4	26-7
4/13	California	W	1-0	27-7
4/14	California	L	0-4	27-8
4/15	California	W	5-3	28-8
4/20	UNLV	W	3-1	29-8
4/21	UNLV	W	10-2	30-8
4/22	UNLV	W	7-0	31-8
4/24	at Portland	W	10-1	32-8
4/27	at Stanford	W	13-7	33-8
4/28	at Stanford	L	7-9	33-9
4/29	at Stanford	W	8-6	34-9
5/4	vs. Washington	L	2-6	34-10
5/5	at Washington	L	6-9	34-11
5/6	at Washington	W	8-2	35-11
5/11	Washington State	L	4-5	35-12
5/12	Washington State	W	11-5	36-12
5/13	Washington State	L	3-5	36-13
5/18	Arizona State	L	3-4	36-14
5/19	Arizona State	L	0-3	36-15
5/20	Arizona State	L	1-8	36-16
5/25	at UCLA	W	10-7	37-16
5/26	at UCLA	W	13-5	38-16
5/27	at UCLA	L	2-5	38-17
6/1	vs. Rutgers	W	5-1	39-17
6/2	at Virginia	L	4-7	39-18
6/4	vs. Rutgers	W	5-2	40-18
6/4	at Virginia	W	5-3	41-18
6/5	at Virginia	W	7-3	42-18
6/10	Michigan	W	1-0	43-18
6/11	Michigan	W	8-2	44-18
6/16	vs. Fullerton State	W	3-2	45-18
6/18	vs. Arizona State	W	12-6	46-18
6/20	vs. UC Irvine	W	7-1	47-18
6/23	vs. North Carolina	W	11-4	48-18
6/24	vs. North Carolina	W	9-4	49-18

2008

Head coach: Pat Casey
28-24, 11-13 Pacif-10
Pac-10: 7th

				Rec.
2/22	vs. Vanderbilt	L	1-8	0-1
2/23	vs. Miami (Ohio)	W	8-3	1-1
2/24	at Arizona State	L	0-11	1-2
2/29	vs. Georgia	W	6-4	2-2
3/1	vs. Georgia	L	5-10	2-3
3/2	vs. Georgia	W	5-4	3-3
3/4	Portland	W	16-0	4-3
3/7	vs. Loyola Marymount	L	3-13	4-4
3/8	at San Diego	L	5-10	4-5
3/9	vs. Santa Clara	W	12-10	5-5
3/10	at San Diego State	W	22-3	6-5
3/14	at Nevada	L	1-10	6-6
3/15	at Nevada	W	17-10	7-6
3/20	Pepperdine	W	10-3	8-6
3/21	Pepperdine	W	9-7	9-6
3/22	Pepperdine	L	5-8	9-7
3/24	at BYU	W	15-7	10-7
3/25	at BYU	W	17-11	11-7
3/29	Washington	W	8-1	12-7
3/29	Washington	W	2-1	13-7
3/30	Washington	L	4-6	13-8
3/31	Portland	W	5-4	14-8
4/4	at California	L	2-5	14-9
4/5	at California	L	3-9	14-10
4/6	at California	W	9-2	15-10
4/11	Stanford	W	10-9	16-10
4/12	Stanford	L	4-6	16-11
4/13	Stanford	L	2-4	16-12
4/18	at Arizona State	W	6-4	17-12
4/19	at Arizona State	W	12-3	18-12
4/20	at Arizona State	L	12-15	18-13
4/25	Arizona	L	0-7	18-14
4/26	Arizona	W	4-3	19-14
4/27	Arizona	W	3-2	20-14
4/29	at Gonzaga	L	6-11	20-15
4/30	at Gonzaga	L	2-4	20-16
5/3	at Washington State	L	3-10	20-17

2022 OREGON STATE BASEBALL

YEAR-BY-YEAR

Twitter.com/BeaverBaseball
Instagram.com/BeaverBaseball
Facebook.com/OregonStateBaseball

5/4	at Washington State	L	4-11	20-18
5/5	at Washington State	W	19-9	21-18
5/7	vs. Portland	W	4-1	22-18
5/9	UCLA	W	10-1	23-18
5/10	UCLA	L	4-11	23-19
5/11	UCLA	W	8-7	24-19
5/12	Utah Valley	L	6-11	24-20
5/13	Utah Valley	W	8-4	25-20
5/16	at USC	L	3-5	25-21
5/17	at USC	L	2-5	25-22
5/18	at USC	L	5-6	25-23
5/19	at Long Beach State	L	0-10	25-24
5/23	Pacific	W	15-2	26-24
5/24	Pacific	W	8-6	27-24
5/25	Pacific	W	2-0	28-24

2009

Head coach: Pat Casey
37-19, 15-12 Pacif-10
Pac-10: 3rd

				Rec.
2/20	at Tennessee	L	4-5	0-1
2/21	at Tennessee	W	14-4	1-1
2/26	vs. Northern Illinois	W	23-7	2-1
2/27	vs. Missouri	W	12-8	3-1
2/28	at Arizona State	L	3-6	3-2
3/1	vs. Northern Illinois	W	2-1	4-2
3/5	vs. San Francisco	W	11-9	5-2
3/6	vs. Oklahoma State	L	5-7	5-3
3/7	vs. UC Riverside	W	5-1	6-3
3/8	vs. Texas Tech	W	9-6	7-3
3/13	vs. Missouri State	W	8-7	8-3
3/14	vs. Missouri State	L	3-5	8-4
3/15	vs. Missouri State	L	2-4	8-5
3/19	Utah Valley	W	7-0	9-5
3/20	Utah Valley	W	17-2	10-5
3/21	Saint Mary's	W	12-3	11-5
3/22	Saint Mary's	W	9-3	12-5
3/23	Hawai'i	W	8-4	13-5
3/27	at Oregon	W	7-1	14-5
3/28	vs. Oregon	L	2-3	14-6
3/29	vs. Oregon	W	8-1	15-6
4/3	California	W	8-4	16-6
4/4	California	W	6-2	17-6
4/5	California	W	5-4	18-6
4/9	at Arizona	W	9-5	19-6
4/10	at Arizona	L	5-6	19-7
4/11	at Arizona	W	8-3	20-7
4/13	BYU	W	7-6	21-7
4/14	BYU	W	8-4	22-7
4/17	USC	L	3-4	22-8
4/18	USC	L	2-5	22-9
4/19	USC	W	5-4	23-9
4/24	at UCLA	L	5-7	23-10
4/25	at UCLA	W	5-3	24-10
4/26	at UCLA	L	2-5	24-11
4/28	Oregon	W	10-2	25-11
5/1	Arizona State	L	2-4	25-12
5/2	Arizona State	W	4-3	26-12
5/3	Arizona State	W	10-5	27-12
5/5	at Portland	W	5-1	28-12
5/8	vs. Washington	W	6-4	29-12
5/9	at Washington	L	6-15	29-13
5/10	at Washington	L	3-4	29-14
5/12	Gonzaga	W	8-1	30-14
5/15	Washington State	L	6-7	30-15
5/16	Washington State	W	8-2	31-15
5/17	Washington State	L	6-7	31-16
5/19	Oregon	W	2-0	32-16
5/20	vs. Oregon	W	14-4	33-16
5/22	at Stanford	W	5-0	34-16
5/23	at Stanford	L	6-7	34-17
5/24	at Stanford	W	5-2	35-17
5/29	vs. Texas A&M	W	9-8	36-17
5/30	at TCU	L	1-13	36-18
5/31	vs. Texas A&M	W	13-5	37-18
5/31	at TCU	L	4-5	37-19

2010

Head coach: Pat Casey
32-24, 12-15 Pacif-10
Pac-10: Tied-7th

				Rec.
2/19	at Hawai'i	W	10-6	1-0
2/20	at Hawai'i	W	7-3	2-0
2/21	at Hawai'i	L	4-5	2-1
2/22	at Hawai'i	W	5-0	3-1
2/26	Tennessee	W	17-1	4-1
2/27	Tennessee	L	2-9	4-2
2/28	Tennessee	W	2-1	5-2
3/4	vs. UC Riverside	W	10-3	6-2
3/5	vs. Arizona State	L	4-6	6-3
3/6	vs. Utah Valley	W	9-0	7-3
3/13	Utah	W	5-4	8-3
3/13	Portland	W	6-5	9-3
3/14	Portland	W	9-2	10-3
3/19	Maine	W	18-3	11-3
3/20	Maine	W	7-5	12-3
3/20	Maine	W	12-2	13-3
3/21	Maine	W	2-1	14-3
3/24	Southern Utah	W	11-1	15-3
3/26	Long Beach State	W	16-4	16-3
3/27	Long Beach State	L	1-7	16-4
3/27	Long Beach State	L	4-8	16-5
4/1	at USC	W	4-1	17-5
4/2	at USC	L	2-8	17-6
4/3	at USC	W	4-3	18-6
4/6	Portland	W	9-2	19-6
4/9	UCLA	W	4-1	20-6
4/10	UCLA	L	1-3	20-7
4/11	UCLA	L	2-8	20-8
4/16	Stanford	L	6-14	20-9
4/17	Stanford	L	3-5	20-10
4/18	Stanford	L	7-10	20-11
4/23	at Washington State	L	1-5	20-12
4/24	at Washington State	L	4-12	20-13
4/25	at Washington State	W	3-2	21-13
4/27	at Oregon	L	4-9	21-14
4/30	at California	L	3-11	21-15
5/1	at California	L	4-14	21-16
5/2	at California	L	3-9	21-17
5/7	Oregon	W	2-1	22-17
5/8	Oregon	W	4-3	23-17
5/9	Oregon	W	6-5	24-17
5/10	San Diego	L	1-4	24-18
5/14	Washington	W	8-6	25-18
5/15	Washington	W	7-3	26-18
5/16	Washington	L	2-3	26-19
5/18	Seattle	W	12-2	27-19
5/21	at Arizona State	L	4-10	27-20
5/22	at Arizona State	L	5-6	27-21
5/23	at Arizona State	W	9-8	28-21
5/26	vs. Oregon	W	2-1	29-21
5/28	Arizona	W	6-3	30-21
5/29	Arizona	W	5-0	31-21
5/30	Arizona	L	1-3	31-22
6/4	vs. Florida Atlantic	W	6-4	32-22
6/5	at Florida	L	2-10	32-23
6/6	vs. Florida Atlantic	L	7-11	32-24

2011

Head coach: Pat Casey
41-19, 17-10 Pacif-10
Pac-10: Tied-2nd

				Rec.
2/19	vs. Gonzaga	W	4-3	1-0
2/20	vs. Gonzaga	W	4-2	2-0
2/20	at Fresno State	L	1-2	2-1
2/21	at Fresno State	L	4-5	2-2
2/25	vs. Connecticut	W	2-0	3-2
2/26	vs. Texas A&M-CC	L	7-8	3-3
2/27	vs. Indiana	W	7-5	4-3
2/28	vs. UT-San Antonio	W	10-7	5-3
3/5	Hartford	W	14-3	6-3
3/5	Hartford	W	16-1	7-3
3/6	Hartford	W	9-1	8-3
3/6	Hartford	W	13-2	9-3
3/8	Oregon	W	4-1	10-3
3/11	New Mexico State	W	7-0	11-3
3/12	VMI	W	13-3	12-3

3/13	VMI	W	5-1	13-3
3/18	at Long Beach State	W	4-0	14-3
3/19	at Long Beach State	W	9-6	15-3
3/19	at Long Beach State	L	1-2	15-4
3/22	Seattle	L	4-5	15-5
3/23	Seattle	W	4-2	16-5
3/25	UC Santa Barbara	W	6-3	17-5
3/26	UC Santa Barbara	W	11-5	18-5
3/27	UC Santa Barbara	L	3-8	18-6
4/1	at Arizona	L	0-18	18-7
4/2	at Arizona	W	10-4	19-7
4/3	at Arizona	W	8-4	20-7
4/5	at Portland	W	11-1	21-7
4/8	Arizona State	W	5-3	22-7
4/9	Arizona State	W	7-6	23-7
4/10	Arizona State	W	9-6	24-7
4/15	at Stanford	W	1-0	25-7
4/16	at Stanford	W	8-1	26-7
4/17	at Stanford	W	6-4	27-7
4/21	Washington State	W	4-2	28-7
4/22	Washington State	W	7-6	29-7
4/23	Washington State	L	0-2	29-8
4/26	at Portland	W	6-1	30-8
4/29	at UCLA	W	7-5	31-8
4/30	at UCLA	W	2-0	32-8
5/1	UCLA	L	2-5	32-9
5/3	Oregon	L	2-7	32-10
5/7	California	W	3-0	33-10
5/7	California	L	2-6	33-11
5/8	California	W	4-2	34-11
5/10	Portland	W	13-3	35-11
5/13	vs. Washington	W	6-4	36-11
5/14	at Washington	W	9-3	37-11
5/14	at Washington	L	6-7	37-12
5/20	USC	W	7-2	38-12
5/21	USC	L	3-8	38-13
5/22	USC	L	3-4	38-14
5/27	at Oregon	L	1-4	38-15
5/28	at Oregon	L	1-4	38-16
5/29	at Oregon	L	0-6	38-17
6/3	UALR	W	7-4	39-17
6/4	Creighton	W	5-1	40-17
6/5	Georgia	W	6-4	41-17
6/10	at Vanderbilt	L	1-11	41-18
6/11	at Vanderbilt	L	3-9	41-19

2012

Head coach: Pat Casey
40-20, 18-12 Pac-12
Pac-12: Tied-4th

				Rec.
2/17	at UC Santa Barbara	W	7-3	1-0
2/18	at UC Santa Barbara	W	3-2	2-0
2/18	at UC Santa Barbara	L	12-13	2-1
2/19	at UC Santa Barbara	W	8-6	3-1
2/23	vs. Pacific	W	10-7	4-1
2/24	at San Diego State	L	2-18	4-2
2/25	at San Diego	L	2-13	4-3
2/26	vs. Kansas State	W	13-5	5-3
3/1	vs. St. Mary's	L	4-5	5-4
3/2	vs. Winthrop	W	9-4	6-4
3/3	vs. Saint Louis	W	6-5	7-4
3/4	vs. Northern Illinois	W	11-3	8-4
3/9	West Virginia	W	11-0	9-4
3/10	Illinois	W	8-2	10-4
3/10	Connecticut	L	3-6	10-5
3/11	Oklahoma	W	11-7	11-5
3/17	at California	W	9-2	12-5
3/17	at California	W	4-1	13-5
3/18	at California	W	13-5	14-5
3/23	Arizona	W	6-5	15-5
3/24	Arizona	L	4-5	15-6
3/25	Arizona	L	5-7	15-7
3/31	Washington	L	2-3	15-8
3/31	Washington	W	9-0	16-8
4/1	Washington	W	5-3	17-8
4/3	Portland	W	8-2	18-8
4/5	at Arizona State	L	2-8	18-9
4/6	at Arizona State	L	2-3	18-10
4/7	at Arizona State	L	1-5	18-11
4/9	at Nevada	W	6-5	19-11

4/10	at Nevada	W	10-7	20-11
4/13	Arkansas-Pine Bluff	W	5-3	21-11
4/14	Arkansas-Pine Bluff	W	12-2	22-11
4/15	Arkansas-Pine Bluff	W	16-1	23-11
4/16	at Portland	W	5-0	24-11
4/20	UCLA	L	0-4	24-12
4/21	UCLA	W	3-0	25-12
4/22	UCLA	W	7-6	26-12
4/24	at Oregon	W	7-1	27-12
4/27	at USC	W	5-3	28-12
4/28	at USC	L	2-3	28-13
4/29	at USC	L	2-6	28-14
5/4	Stanford	L	2-8	28-15
5/5	Stanford	W	4-2	29-15
5/6	Stanford	W	5-4	30-15
5/8	at Oregon	L	2-3	30-16
5/11	at Utah	W	11-10	31-16
5/12	at Utah	L	3-4	31-17
5/13	at Utah	W	5-4	32-17
5/15	Portland	W	12-4	33-17
5/18	at Washington State	W	10-2	34-17
5/19	at Washington State	L	5-9	34-18
5/20	at Washington State	W	7-5	35-18
5/25	Oregon	W	7-3	36-18
5/26	Oregon	W	3-2	37-18
5/27	Oregon	W	5-0	38-18
6/1	vs. Belmont	W	2-1	39-18
6/2	at LSU	L	1-7	39-19
6/3	vs. La.-Monroe	W	11-2	40-19
6/3	at LSU	L	5-6	40-20

2013

Head coach: Pat Casey				
52-13, 24-6 Pac-12				
Pac-12: 1st				
				Rec.
2/15	vs. Utah Valley	W	5-2	1-0
2/16	vs. Gonzaga	W	9-2	2-0
2/17	vs. UC Riverside	W	14-3	3-0
2/18	vs. UC Riverside	W	5-4	4-0
2/21	at San Diego State	W	8-1	5-0
2/22	at San Diego State	W	2-0	6-0
2/23	at San Diego State	W	5-0	7-0
2/24	at San Diego State	W	7-1	8-0
3/1	Bryant	W	2-1	9-0
3/2	Bryant	W	7-2	10-0
3/2	Bryant	W	3-1	11-0
3/3	Bryant	W	14-0	12-0
3/8	Texas State	W	16-4	13-0
3/9	Texas State	W	6-3	14-0
3/10	Texas State	W	6-4	15-0
3/12	San Francisco	L	1-5	15-1
3/13	San Francisco	W	6-5	16-1
3/15	at Arizona	W	6-2	17-1
3/16	at Arizona	W	4-3	18-1
3/17	at Arizona	W	8-4	19-1
3/22	Arizona State	W	5-0	20-1
3/23	Arizona State	L	0-4	20-2
3/24	Arizona State	W	4-3	21-2
3/28	at San Diego	L	4-7	21-3
3/29	at San Diego	W	14-5	22-3
3/30	at San Diego	L	3-13	22-4
4/2	Portland	W	7-5	23-4
4/5	at UCLA	L	2-3	23-5
4/6	at UCLA	W	5-0	24-5
4/7	at UCLA	W	5-2	25-5
4/9	Oregon	L	3-6	25-6
4/12	Utah	W	1-0	26-6
4/13	Utah	W	8-3	27-6
4/14	Utah	W	4-1	28-6
4/17	at Portland	W	5-1	29-6
4/20	at Washington	L	1-5	29-7
4/20	at Washington	L	3-10	29-8
4/21	at Washington	W	8-0	30-8
4/22	at Seattle	W	4-3	31-8
4/26	USC	W	10-4	32-8
4/27	USC	W	3-0	33-8
4/28	USC	W	6-1	34-8
5/3	California	W	6-1	35-8
5/4	California	W	5-0	36-8
5/5	California	W	6-4	37-8

5/8	vs. Portland	W	4-3	38-8
5/10	at Stanford	W	7-3	39-8
5/11	at Stanford	W	10-4	40-8
5/12	at Stanford	W	5-4	41-8
5/17	at Oregon	L	0-3	42-9
5/18	at Oregon	W	9-0	43-9
5/19	at Oregon	W	12-2	44-9
5/24	Washington State	L	9-10	44-10
5/25	Washington State	W	4-0	45-10
5/26	Washington State	W	7-6	45-10
5/31	UTSA	W	5-4	46-10
6/1	UC Santa Barbara	W	3-2	47-10
6/2	Texas A&M	W	6-1	48-10
6/8	Kansas State	L	2-6	48-11
6/9	Kansas State	W	12-4	49-11
6/10	Kansas State	W	4-3	50-11
6/15	vs. Mississippi State	L	4-5	50-12
6/17	vs. Louisville	W	11-4	51-12
6/19	vs. Indiana	W	1-0	52-12
6/21	vs. Mississippi St.	L	1-4	52-13

2014

Head coach: Pat Casey				
45-14, 23-7 Pac-12				
Pac-12: 1st				
				Rec.
2/14	vs. Gonzaga	W	4-3	1-0
2/15	vs. Nebraska	W	15-7	2-0
2/16	vs. Pacific	W	14-6	3-0
2/17	vs. Pacific	W	7-0	4-0
2/21	vs. Nebraska	L	2-9	4-1
2/22	vs. Michigan State	L	7-8	4-2
2/23	vs. Indiana	W	8-1	5-2
2/24	vs. Washington	W	3-2	6-2
2/28	Wright State	W	7-0	7-2
3/1	Wright State	W	6-4	8-2
3/1	Wright State	L	2-7	8-3
3/2	Wright State	W	13-2	9-3
3/4	Portland	W	5-0	10-3
3/7	Northern Illinois	W	6-0	11-3
3/8	Northern Illinois	W	2-0	12-3
3/8	Northern Illinois	W	12-2	13-3
3/9	Northern Illinois	W	10-0	14-3
3/11	Ohio State	W	4-3	15-3
3/14	at Utah	W	6-1	16-3
3/15	at Utah	W	5-1	17-3
3/16	at Utah	W	8-0	18-3
3/21	Arizona State	W	4-0	19-3
3/22	Arizona State	L	2-3	19-4
3/23	Arizona State	L	3-7	19-5
3/28	at Arizona	W	11-2	20-5
3/29	at Arizona	L	2-11	20-6
3/30	at Arizona	W	11-0	21-6
4/1	at Portland	W	9-6	22-6
4/4	Stanford	W	4-1	23-6
4/5	Stanford	W	1-0	24-6
4/6	Stanford	W	2-1	25-6
4/11	at Washington State	L	1-4	25-7
4/12	at Washington State	W	12-5	26-7
4/13	at Washington State	W	8-1	27-7
4/21	at Sacramento State	L	6-7	27-8
4/22	at Sacramento State	W	8-1	28-8
4/25	Oregon	W	3-1	29-8
4/26	Oregon	W	4-2	30-8
4/27	Oregon	W	7-1	31-8
5/2	at California	W	10-4	32-8
5/3	at California	W	9-3	33-8
5/4	at California	W	5-0	34-8
5/6	at Oregon	W	4-3	35-8
5/9	UCLA	W	4-2	36-8
5/10	UCLA	W	9-3	37-8
5/11	UCLA	W	11-2	38-8
5/13	vs. Portland	W	8-4	39-8
5/16	Washington	L	2-4	39-9
5/17	Washington	W	1-0	40-9
5/18	Washington	W	3-0	41-9
5/20	at Oregon	L	2-6	41-10
5/23	at USC	L	2-4	41-11
5/24	at USC	W	2-0	42-11
5/25	at USC	L	1-3	42-12
5/30	North Dakota State	W	2-1	43-12

5/31	UC Irvine	L	2-14	43-13
6/1	UNLV	W	6-1	44-13
6/1	UC Irvine	W	4-0	45-13
6/2	UC Irvine	L	2-4	45-14

2015

Head coach: Pat Casey				
39-18-1, 19-10-1 Pac-12				
Pac-12: 2nd				
				Rec.
2/13	vs. Northwestern	W	2-1	1-0
2/14	vs. Michigan State	W	4-3	2-0
2/15	vs. New Mexico	L	4-7	2-1
2/16	vs. New Mexico	L	2-5	2-2
2/19	vs. Oklahoma State	W	5-3	3-2
2/20	vs. Kansas State	W	10-9	4-2
2/21	vs. Oklahoma	L	6-9	4-3
2/22	vs. Kansas	W	15-5	5-3
2/27	Grambling State	W	10-7	6-3
2/28	Grambling State	W	25-3	7-3
2/28	Grambling State	W	9-2	8-3
3/4	at Portland	W	14-2	9-3
3/6	Fresno State	W	2-1	10-3
3/7	Fresno State	W	5-2	11-3
3/7	Fresno State	W	12-2	12-3
3/8	Fresno State	W	2-1	13-3
3/10	Portland	W	12-3	14-3
3/13	at Arizona State	W	1-0	15-3
3/14	at Arizona State	L	3-4	15-4
3/15	at Arizona State	L	4-7	15-5
3/20	Washington State	W	5-2	16-5
3/21	Washington State	W	3-0	17-5
3/22	Washington State	W	2-1	18-5
3/24	San Jose State	W	6-1	19-5
3/25	San Jose State	W	8-2	20-5
3/27	Cal Poly	L	1-8	20-6
3/28	Cal Poly	L	2-7	20-7
3/29	Cal Poly	W	4-2	21-7
4/2	at UCLA	W	3-2	22-7
4/3	at UCLA	L	1-4	22-8
4/4	at UCLA	L	5-10	22-9
4/10	at Oregon	L	2-3	22-10
4/11	at Oregon	W	4-2	23-10
4/12	at Oregon	L	9-10	23-11
4/17	Arizona	W	3-1	24-11
4/18	Arizona	L	1-3	24-12
4/19	Arizona	W	5-3	25-12
4/24	USC	L	3-11	25-13
4/25	USC	W	3-2	26-13
4/26	USC	W	9-6	27-13
4/30	at Washington	W	4-2	28-13
5/1	at Washington	L	6-8	28-14
5/2	at Washington	W	4-1	29-14
5/5	Oregon	W	10-2	30-14
5/8	Utah	W	3-0	31-14
5/9	Utah	W	2-0	32-14
5/10	Utah	T	2-2	32-14
5/13	vs. Portland	W	20-0	33-14
5/15	at Stanford	W	5-2	34-14
5/16	at Stanford	W	7-5	35-14
5/17	at Stanford	W	12-3	36-14
5/19	Oregon	L	2-3	36-15
5/22	California	W	4-0	37-15
5/23	California	W	9-0	38-15
5/24	California	L	3-7	38-16
5/29	vs. Texas	W	5-4	39-16
5/31	vs. VCU	L	1-5	39-17
5/31	at Dallas Baptist	L	1-7	39-18

2016

Head coach: Pat Casey				
35-19, 16-14 Pac-12				
Pac-12: Tied-3rd				
				Rec.
2/19	vs. Ball State	W	7-6	1-0
2/20	vs. Utah Valley	L	9-12	1-1
2/21	vs. Minnesota	W	8-7	2-1
2/22	vs. Utah	W	10-2	3-1
2/25	vs. Kansas State	W	7-5	4-1
2/26	vs. Kansas State	W	14-0	5-1
2/27	vs. Kansas	W	9-3	6-1

2/28	vs. Kansas	W	3-1	7-1
3/4	at San Diego	W	7-2	8-1
3/5	vs. William & Mary	W	12-3	9-1
3/6	at San Diego	W	5-2	10-1
3/11	San Francisco	W	8-5	11-1
3/12	San Francisco	W	4-0	12-1
3/13	San Francisco	L	0-5	12-2
3/18	Arizona State	W	3-2	13-2
3/19	Arizona State	W	12-2	14-2
3/20	Arizona State	W	7-3	15-2
3/22	at Portland	W	13-6	16-2
3/24	at California	L	2-6	16-3
3/25	at California	L	0-5	16-4
3/26	at California	L	3-5	16-5
3/28	San Diego State	L	5-6	16-6
3/29	San Diego State	W	9-6	17-6
4/1	Washington	W	10-1	18-6
4/2	Washington	W	5-4	19-6
4/3	Washington	L	2-3	19-7
4/8	Central Arkansas	W	6-2	20-7
4/9	vs. Central Arkansas	W	6-2	21-7
4/10	Central Arkansas	W	7-1	22-7
4/14	at Washington State	W	12-3	23-7
4/15	at Washington State	L	5-7	23-8
4/16	at Washington State	L	3-8	23-9
4/18	at Oregon	W	11-10	24-9
4/21	at Utah	W	10-4	25-9
4/22	at Utah	W	7-2	26-9
4/22	at Utah	L	6-7	26-10
4/27	at Oregon	L	6-7	26-11
4/29	Stanford	W	3-2	27-11
4/30	Stanford	L	0-6	27-12
5/1	Stanford	W	11-4	28-12
5/3	Seattle	W	5-4	29-12
5/6	at Arizona	L	1-6	29-13
5/7	at Arizona	L	1-4	29-14
5/8	at Arizona	L	5-6	29-15
5/10	vs. Portland	L	5-7	29-16
5/13	Oregon	L	4-7	29-17
5/14	Oregon	W	6-3	30-17
5/15	Oregon	L	3-6	30-18
5/20	at USC	W	3-1	31-18
5/21	at USC	L	1-10	31-19
5/22	at USC	W	4-1	32-19
5/27	UCLA	W	1-0	33-19
5/28	UCLA	W	3-0	34-19
5/29	UCLA	W	6-0	35-19

2017

Head coach: Pat Casey
56-6, 27-3 Pac-12
Pac-12: 1st

		W	L	Rec.
2/17	vs. Indiana	W	1-0	1-0
2/17	vs. Duke	W	6-3	1-0
2/19	vs. Duke	W	11-2	3-0
2/20	vs. Indiana	W	4-1	4-0
2/23	vs. Nebraska	W	10-1	5-0
2/24	vs. Ohio State	L	1-6	5-1
2/25	vs. Nebraska	W	5-2	6-1
2/26	vs. Ohio State	W	5-1	7-1
3/4	UC Davis	W	4-0	8-1
3/4	UC Davis	W	14-2	9-1
3/5	UC Davis	W	4-1	10-1
3/9	Ball State	W	2-0	11-1
3/10	Ball State	W	5-0	12-1
3/10	Ball State	W	5-1	13-1
3/11	Ball State	W	8-4	14-1
3/16	at Arizona State	W	2-0	15-1
3/17	at Arizona State	W	10-1	16-1
3/18	at Arizona State	W	4-0	17-1
3/24	Arizona	W	4-3	18-1
3/25	Arizona	W	5-4	19-1
3/26	Arizona	W	11-7	20-1
3/28	at Saint Mary's	W	4-3	21-1
3/31	at Stanford	W	3-1	22-1
4/1	at Stanford	W	15-7	23-1
4/2	at Stanford	W	7-0	24-1
4/4	at Portland	W	4-3	25-1
4/7	Utah	W	5-4	26-1
4/8	Utah	W	5-4	27-1

4/9	Utah	W	5-1	28-1
4/13	at Washington	L	2-3	28-2
4/14	at Washington	W	5-2	29-2
4/15	at Washington	W	3-0	30-2
4/21	at UCLA	W	4-2	31-2
4/22	at UCLA	L	1-7	31-3
4/23	at UCLA	W	2-1	32-3
4/28	USC	W	3-1	33-3
4/29	USC	L	5-7	33-4
4/30	USC	W	10-1	34-4
5/2	Oregon	W	4-1	35-4
5/5	California	W	8-0	36-4
5/6	California	W	11-10	37-4
5/7	California	W	10-2	38-4
5/11	at Oregon	W	6-1	39-4
5/12	at Oregon	W	5-4	40-4
5/13	at Oregon	W	1-0	41-4
5/16	vs. Portland	W	7-1	42-4
5/19	Washington State	W	4-3	43-4
5/20	Washington State	W	5-0	44-4
5/21	Washington State	W	14-3	45-4
5/25	Abilene Christian	W	9-0	46-4
5/26	Abilene Christian	W	5-4	47-4
5/27	Abilene Christian	W	11-0	48-4
5/28	Abilene Christian	W	4-2	49-4
6/2	Holy Cross	W	8-2	50-4
6/3	Yale	W	11-0	51-4
6/4	Yale	W	8-1	52-4
6/9	Vanderbilt	W	8-4	53-4
6/10	Vanderbilt	W	9-2	54-4
6/17	vs. Cal State Fullerton	W	6-5	55-4
6/19	vs. LSU	W	13-1	56-4
6/23	vs. LSU	L	1-3	56-5
6/24	vs. LSU	L	1-6	56-6

2018

Head coach: Pat Casey
55-12-1, 20-9-1 Pac-12
Pac-12: 2nd
NCAA champions

		W	L	Rec.
2/16	vs. New Mexico	W	5-2	1-0
2/17	vs. Gonzaga	W	4-3	2-0
2/18	vs. Cal Poly	W	16-7	3-0
2/19	vs. New Mexico	W	15-3	4-0
2/22	vs. Nebraska	W	9-1	5-0
2/23	vs. Ohio State	W	10-8	6-0
2/24	vs. Nebraska	W	10-3	7-0
2/25	vs. Ohio State	W	6-1	8-0
3/2	Hartford	W	3-2	9-0
3/3	Hartford	W	5-0	10-0
3/3	Hartford	W	5-4	11-0
3/4	Hartford	W	5-0	12-0
3/6	Portland	W	6-3	13-0
3/9	Cal State Fullerton	L	3-5	13-1
3/10	Cal State Fullerton	W	6-4	14-1
3/11	Cal State Fullerton	W	5-4	15-1
3/16	at California	W	4-3	16-1
3/17	at California	W	10-4	17-1
3/18	at California	W	6-4	18-1
3/24	Washington	W	16-1	19-1
3/24	Washington	W	5-2	20-1
3/25	Washington	L	4-8	20-2
3/29	at Utah	L	7-8	20-3
3/30	at Utah	W	9-5	21-3
3/31	at Utah	L	8-11	21-4
4/2	Nevada	W	3-2	22-4
4/3	Nevada	W	8-7	23-4
4/6	at Arizona	W	6-2	24-4
4/7	at Arizona	L	4-15	24-5
4/8	at Arizona	L	5-6	24-6
4/13	at Missouri State	W	17-6	25-6
4/13	at Missouri State	W	10-2	26-6
4/19	Oregon	W	5-2	27-6
4/20	Oregon	W	2-1	28-6
4/21	Oregon	W	12-5	29-6
4/24	vs. Portland	W	9-2	30-6
4/27	Arizona State	W	6-2	31-6
4/28	Arizona State	L	5-8	31-7
4/29	Arizona State	W	6-5	32-7
5/1	at Oregon	W	4-3	33-7

5/4	at Washington State	W	17-3	34-7
5/5	at Washington State	W	9-1	35-7
5/6	at Washington State	T	7-7	35-7
5/8	at Oregon	W	10-0	36-7
5/11	Stanford	W	6-2	37-7
5/12	Stanford	W	10-0	38-7
5/13	Stanford	L	6-9	38-8
5/14	San Diego	W	23-6	39-8
5/15	San Diego	W	19-6	40-8
5/18	at USC	W	4-0	41-8
5/19	at USC	W	8-1	42-8
5/20	at USC	L	0-8	42-9
5/24	UCLA	W	2-0	43-9
5/25	UCLA	W	4-1	44-9
5/26	UCLA	L	1-4	44-10
6/1	Northwestern State	W	9-3	45-10
6/2	LSU	W	14-1	46-10
6/3	LSU	W	12-0	47-10
6/8	Minnesota	W	8-1	48-10
6/9	Minnesota	W	6-3	49-10
6/16	vs. North Carolina	L	6-8	49-11
6/18	vs. Washington	W	14-5	50-11
6/20	vs. North Carolina	W	11-6	51-11
6/22	vs. Mississippi St.	W	12-2	52-11
6/23	vs. Mississippi St.	W	5-2	53-11
6/26	vs. Arkansas	L	1-4	53-12
6/27	vs. Arkansas	W	5-3	54-12
6/28	vs. Arkansas	W	5-0	55-12

2019

Head coach: Pat Bailey
36-20-1, 21-8 Pac-12
Pac-12: 3rd

		W	L	Rec.
2/15	vs. New Mexico	W	6-5	1-0
2/16	vs. Gonzaga	W	9-3	2-0
2/17	vs. Minnesota	W	13-1	3-0
2/18	vs. New Mexico	W	5-0	4-0
2/22	vs. Nebraska	W	8-2	5-0
2/22	vs. Nebraska	W	5-3	6-0
2/23	vs. Nebraska	W	17-1	7-0
2/24	vs. Nebraska	W	8-3	8-0
3/1	West Virginia	W	9-2	9-0
3/2	West Virginia	W	4-2	10-0
3/3	West Virginia	L	0-2	10-1
3/8	vs. Minnesota	W	2-1	11-1
3/9	vs. Indiana	W	8-3	12-1
3/10	vs. Coastal Carolina	T	4-4	12-1
3/12	Oregon	W	7-6	13-1
3/15	at UCLA	L	0-8	13-2
3/16	at UCLA	W	7-3	14-2
3/17	at UCLA	L	7-9	14-3
3/22	California	L	2-3	14-4
3/23	California	W	3-2	15-4
3/24	California	W	10-5	16-4
3/26	vs. Portland	L	1-5	16-5
3/29	at Washington	W	1-0	17-5
3/30	at Washington	W	10-7	18-5
3/31	at Washington	W	4-3	19-5
4/2	San Diego State	L	3-4	19-6
4/3	San Diego State	W	8-1	20-6
4/5	Utah	W	6-2	21-6
4/6	Utah	W	11-0	22-6
4/6	Utah	W	3-2	23-6
4/9	Oregon	L	8-12	23-7
4/12	at Arizona State	L	1-4	23-8
4/13	at Arizona State	W	6-4	24-8
4/14	at Arizona State	W	4-3	25-8
4/18	Arizona	W	8-4	26-8
4/20	Arizona	W	15-3	27-8
4/20	Arizona	W	9-3	28-8
4/22	at Nevada	L	7-8	28-9
4/23	at Nevada	L	6-7	28-10
4/26	Washington State	W	18-4	29-10
4/27	Washington State	W	4-3	30-10
4/28	Washington State	W	2-0	31-10
4/30	Gonzaga	L	3-6	31-11
5/3	Oklahoma State	L	0-1	31-12
5/4	Oklahoma State	L	2-5	31-13
5/5	Oklahoma State	L	7-8	31-14
5/10	at Oregon	W	4-1	32-14

5/11	at Oregon	W	8-5	33-14
5/12	at Oregon	L	2-3	33-15
5/14	Portland	W	4-3	34-15
5/17	at Stanford	L	5-8	34-16
5/19	at Stanford	W	5-2	35-16
5/23	USC	L	0-2	35-17
5/24	USC	W	5-2	36-17
5/25	USC	L	0-5	36-18
5/31	Cincinnati	L	6-7	36-19
6/1	Creighton	L	1-4	36-20

5/7	USC	W	5-4	30-14
5/8	USC	W	9-7	31-14
5/9	USC	L	3-5	31-15
5/14	at Arizona State	L	6-9	31-16
5/15	at Arizona State	L	5-11	31-17
5/16	at Arizona State	W	11-4	32-17
5/18	at Portland	L	2-7	32-18
5/21	Arizona	L	4-12	32-19
5/22	Arizona	W	3-1	33-19
5/23	Arizona	L	5-6	33-20
5/27	at Stanford	L	0-1	33-21
5/28	at Stanford	L	0-5	33-22
5/29	at Stanford	W	9-1	34-22
6/4	vs. Dallas Baptist	L	5-6	34-23
6/5	vs. McNeese	W	10-5	35-23
6/6	at TCU	W	3-2	36-23
6/6	vs. Dallas Baptist	W	5-4	37-23
6/7	vs. Dallas Baptist	L	5-8	37-24

2020

Head coach: Mitch Canham
5-9

				Rec.
2/14	vs. New Mexico	W	11-4	1-0
2/15	vs. Gonzaga	L	4-10	1-1
2/16	vs. Gonzaga	W	5-1	2-1
2/17	vs. BYU	L	3-4	2-2
2/21	at Mississippi State	L	2-6	2-3
2/22	at Mississippi State	L	4-7	2-4
2/23	at Mississippi State	W	7-2	3-4
2/27	at San Diego State	W	13-1	4-4
2/28	at San Diego State	W	4-1	5-4
2/29	at San Diego State	L	0-6	5-5
3/1	at San Diego State	L	11-12	5-6
3/6	UC Santa Barbara	L	0-6	5-7
3/7	UC Santa Barbara	L	0-4	5-8
3/8	UC Santa Barbara	L	2-3	5-9

Note: season shortened due to the COVID-19 pandemic

2021

Head coach: Mitch Canham
37-24, 16-14 Pac-12
Pac-12: 5th tie

				Rec.
2/19	vs. Kansas State	L	2-3	0-1
2/20	vs. New Mexico	W	14-1	1-1
2/21	vs. Gonzaga	W	20-4	2-1
2/22	vs. New Mexico	W	5-2	3-1
2/25	at Grand Canyon	W	4-0	4-1
2/26	at Grand Canyon	W	3-1	5-1
2/27	at Grand Canyon	W	9-2	6-1
2/28	at Grand Canyon	W	4-2	7-1
3/4	BYU	W	1-0	8-1
3/5	BYU	W	5-3	9-1
3/6	BYU	W	4-3	10-1
3/12	Oregon	L	0-7	10-2
3/13	Oregon	L	0-3	10-3
3/14	Oregon	W	3-1	11-3
3/19	Washington State	L	2-5	11-4
3/20	Washington State	W	10-3	12-4
3/21	Washington State	W	9-8	13-4
3/23	Santa Clara	L	9-10	13-5
3/24	Santa Clara	W	9-0	14-5
3/26	at Washington	W	3-0	15-5
3/27	at Washington	W	8-1	16-5
3/29	at Washington	W	13-3	17-5
3/30	at Portland	W	7-1	18-5
4/1	Utah	W	4-3	19-5
4/2	Utah	W	17-3	20-5
4/3	Utah	L	3-5	20-6
4/5	Gonzaga	W	11-3	21-6
4/6	Gonzaga	L	2-5	21-7
4/9	at Oregon	L	1-4	21-8
4/10	at Oregon	L	1-5	21-9
4/11	at Oregon	L	4-5	21-10
4/16	California	W	15-8	22-10
4/17	California	W	2-1	23-10
4/18	California	W	5-3	24-10
4/20	Portland	W	11-3	25-10
4/23	at UC Irvine	W	7-5	26-10
4/24	at UC Irvine	L	9-11	26-11
4/25	at UC Irvine	L	6-7	26-12
4/27	at Loyola Marymount	W	8-2	27-12
4/28	at Loyola Marymount	W	8-5	28-12
4/30	at UCLA	L	5-6	28-13
5/1	at UCLA	L	0-2	28-14
5/2	at UCLA	W	5-3	29-14

Game-By-Game Records

Best record by game number

Gm. #	W	L	Pct.	Times	Years (Last)
1	1 - 0	0	1.000	81	2020
2	2 - 0	0	1.000	61	2019
3	3 - 0	0	1.000	38	2019
4	4 - 0	0	1.000	29	2019
5	5 - 0	0	1.000	22	2019
6	6 - 0	0	1.000	18	2019
7	7 - 0	0	1.000	14	2019
8	8 - 0	0	1.000	10	2019
9	9 - 0	0	1.000	8	2019
10	10 - 0	0	1.000	7	2019
11	11 - 0	0	1.000	5	1951, 1959, 1962, 2013, 2018
12	12 - 0	0	1.000	5	1951, 1959, 1962, 2013, 2018
13	13 - 0	0	1.000	5	1951, 1959, 1962, 2013, 2018
14	14 - 0	0	1.000	4	1951, 1959, 1962, 2013
15	15 - 0	0	1.000	4	1951, 1959, 1962, 2013
16	16 - 0	0	1.000	2	1951, 1962
17	17 - 0	0	1.000	2	1951, 1962
18	18 - 0	0	1.000	2	1951, 1962
19	18 - 1		.947	4	1951, 1962, 2013, 2017
20	19 - 1		.950	3	1962, 2013, 2017
21	20 - 1		.952	3	1962, 2013, 2017
22	21 - 1		.954	2	1962, 2017
23	22 - 1		.956	2	1962, 2017
24	23 - 1		.958	2	1962, 2017
25	24 - 1		.960	1	2017
26	25 - 1		.962	1	2017
27	26 - 1		.963	1	2017
28	27 - 1		.964	1	2017
29	28 - 1		.966	1	2017
30	28 - 2		.934	1	2017
31	29 - 2		.935	1	2017
32	30 - 2		.938	1	2017
33	31 - 2		.939	1	2017
34	31 - 3		.912	1	2017

Gm. #	W	L	Pct.	Times	Years (Last)
35	32 - 3		.914	1	2017
36	33 - 3		.917	1	2017
37	33 - 4		.891	1	2017
38	34 - 4		.895	1	2017
39	35 - 4		.897	1	2017
40	36 - 4		.900	1	2017
41	37 - 4		.902	1	2017
42	38 - 4		.905	1	2017
43	39 - 4		.907	1	2017
44	40 - 4		.909	1	2017
45	41 - 4		.911	1	2017
46	42 - 4		.913	1	2017
47	43 - 4		.915	1	2017
48	44 - 4		.917	1	2017
49	45 - 4		.918	1	2017
50	46 - 4		.920	1	2017
51	47 - 4		.922	1	2017
52	48 - 4		.923	1	2017
53	49 - 4		.925	1	2017
54	50 - 4		.926	1	2017
55	51 - 4		.927	1	2017
56	52 - 4		.929	1	2017
57	53 - 4		.930	1	2017
58	54 - 4		.931	1	2017
59	55 - 4		.932	1	2017
60	56 - 4		.933	1	2017
61	56 - 5		.918	1	2017
62	56 - 6		.904	1	2017
63	51 - 11		.817	1	2018*
64	52 - 11		.820	1	2018*
65	53 - 11		.823	1	2018*
66	53 - 12		.811	1	2018*
67	54 - 12		.813	1	2018*
68	55 - 12		.816	1	2018*

** Includes one tie*



Opponent	First	Last	W	L	T
Abilene Christian	2017		4	0	0
Air Force	1970	1985	4	0	0
Albany	1927		1	0	0
Albertson	1916		2	0	0
Albuquerque	1967		0	2	0
Arizona	1963	2021	40	40	0
Arizona State	1963	2021	40	51	0
Arkansas	1986	2018	3	3	0
Arkansas-Pine Bluff	2012		3	0	0
Baylor	2005		0	1	0
Baker City	1914	1916	3	0	0
Ball State	2016	2017	5	0	0
Belmont	2012		1	0	0
Boise State	1975		1	0	0
Bryant	2013		4	0	0
BYU	1971	2021	18	7	0
California	1916	2021	50	44	0
Cal Poly	1968	2018	9	3	1
Central Arkansas	2016		3	0	0
Chico State	1920	1990	18	10	1
Cal State-Fullerton	1972	2018	4	5	0
Cal State-Hayward	1974	1978	3	1	0
Cal State-Los Angeles	1976	1978	1	3	0
Cal State-Northridge	1999	2005	10	9	0
Cal State-Sacramento	1961	2014	24	14	0
Cal State-Sonoma	1988		2	1	0
Cal State-Stanislaus	1975	1979	1	1	0
Camp Adair	1943		1	1	0
Camp Lewis	1921		1	0	0
Canada Baseball Inst.	1994	1997	2	1	0
Central Florida (UCF)	1992	1998	2	1	0
Central Michigan	2000		1	1	0
CETYS (Mexico)	1998		1	0	0
Chapman	1968	1972	2	1	0
Chemawa	1907	1922	12	1	0
Chicago State	2004		1	0	0
Cincinnati	2019		0	1	0
Citadel	2004		1	1	0
Clemson	1988	2001	2	3	0
Coastal Carolina	2019		0	0	1
Colorado	1972		1	0	0
Concordia (Ore.)	1980	2003	11	0	0
Connecticut	2011	2012	1	1	0
Cornell	1986		2	0	0
Corvallis	1914		1	0	0
Creighton	1996	2019	3	1	0
Dallas Baptist	2005	2021	3	4	0
Delaware	1976		1	0	0
Duke	1952	2017	2	1	0
Eastern Michigan	1976		0	1	0
Eastern Oregon	1968	1995	4	0	0
Eastern Washington	1981	1990	32	10	0
Eugene Emeralds	1957	1959	0	2	0
Evansville	1992	2007	4	1	0
Florida	2010		0	1	0
Florida Atlantic	1998	2010	2	1	0
Fresno State	1952	2015	13	28	0
George Fox	1980	2003	13	1	0
George Washington	1988		1	0	0
Georgia	2006	2011	7	1	0
Gonzaga	1919	2021	69	36	0
Grambling State	1968	2015	4	0	0
Grand Canyon	1966	2021	7	2	0
Grant Tech	1953		1	0	0
Hartford	2011	2018	8	0	0
Harvard	1985	1989	1	1	0
Hawai'i	1961	2010	9	16	0
Hawai'i-Hilo	1996	2007	9	0	1
Hawai'i Marines	1961		1	0	0
Helena	1914		1	2	0

Opponent	First	Last	W	L	T
Hickam Field Air Force	1961		1	0	0
Holy Cross	2017		1	0	0
Howard	1997		1	0	0
Humboldt State	1974		0	1	0
Idaho	1910	1964	103	41	1
Illinois	2012		1	0	0
Illinois-Chicago	1992		2	0	0
Indiana	2011	2019	6	0	0
Kansas	2006	2016	4	0	0
Kansas State	1971	2021	8	5	0
Keio (Japan)	1961		0	1	0
Kelso	1924	1926	2	1	0
Lafayette	1991		1	0	0
LaVerne	1975		1	0	0
Lewis & Clark	1947	1994	38	3	0
Lewis-Clark State	1975	1997	9	6	0
Linfield	1927	1997	74	15	0
Long Beach State	1980	2011	4	9	0
Louisiana-Monroe	2012		1	0	0
Louisville	2013		1	0	0
Loyola Marymount	1972	2021	3	2	0
LSU	2012	2018	3	4	0
Maine	1978	2010	7	0	0
McChord Air Force Base	1955		1	0	0
McMinnville Tigers	1915		0	2	0
McNeese	1991	2021	1	1	0
Meiji (Japan)	1924	1929	1	1	0
Miami (Fla.)	2006		1	1	0
Miami (Ohio)	2008		1	0	0
Michigan	2002	2007	4	0	0
Michigan State	1995	2015	2	2	0
Minnesota	1990	2019	9	3	0
Mississippi State	2013	2019	3	4	0
Missouri	1985	2009	3	0	0
Missouri State	1993	2018	5	2	0
Montana	1947	1960	5	0	0
Mt. Angel	1912	1924	7	0	0
Multnomah Athletic Cl.	1908	1928	7	7	0
Naval Air	1961		0	1	0
Nebraska	1999	2019	10	1	0
Nevada	1962	2019	15	5	0
New Mexico	1991	2021	15	4	0
New Mexico State	1995	2011	7	2	0
New York Colored Sox	1921		0	1	0
Nittaidi (Japan)	1996		2	0	0
North Carolina	2006	2018	5	2	0
North Dakota State	2014		1	0	0
Northern Arizona	1966	1977	3	3	0
North Pacific Dental	1921	1933	5	0	0
Northern Illinois	2009	2014	7	0	0
Northwestern	1992	2015	1	2	0
Northwestern State	2018		1	0	0
Notre Dame	1986		1	0	0
Ohio State	1990	2018	7	2	0
Oklahoma	1971	2015	3	6	0
Oklahoma State	1991	2019	3	6	0
Oral Roberts	1978	2002	4	3	0
Oregon	1907	2021	187	169	0
Oregon Tech	1974	1990	17	1	0
Pacific (Calif.)	1977	2014	14	7	0
Pacific (Ore.)	1912	1996	56	3	1
Pearl Harbor	1961		1	0	0
Pendleton	1915		2	0	0
Pepperdine	1977	2008	5	8	0
Portland	1909	2021	172	63	0
Portland Beavers	1981		1	0	0
Portland Colts	1913		0	1	0
Portland Roadsters	1911		0	1	0
Portland State	1950	1998	106	48	0
Puget Sound	1970	1980	10	3	0

Opponent	First	Last	W	L	T
Regina	1913		1	4	0
Rice	2006		2	0	0
Richmond	1986		1	0	0
Rutgers	2007		2	0	0
Sacramento Senators	1920		0	2	0
St. John's Bears	1926		1	0	0
St. John's (N.Y.)	1970	2005	3	0	0
St. Martin's	1998		3	0	0
St. Mary's (Calif.)	1971	2017	5	3	1
Salem High	1907	1909	2	1	0
Salem Senators	1924	1955	6	10	0
San Diego	1973	2018	9	10	0
San Diego State	1973	2020	15	10	1
San Francisco	1974	2016	10	5	0
San Jose State	1953	2015	11	11	1
Santa Clara	1920	2021	5	15	1
Seattle	1952	2016	9	4	1
Seton Hall	1984		1	0	0
South Florida	1998		1	0	0
Southern Oregon	1964	1982	8	1	0
Southern Utah	1992	2010	4	0	0
Southwestern La.	1984	1991	1	1	0
Spokane Indians	1916		0	2	0
Stanford	1920	2021	48	48	0
Saint Louis	2007	2012	2	0	0
SubPac	1961		1	0	0
Tennessee	2009	2010	3	2	0
Texas	1952	2015	1	1	0
Texas A&M	1988	2013	5	4	0
Texas A&M-Corpus Chr.	2011		0	1	0
Texas-Arlington	1993	2004	1	1	0
TCU	1993	2021	2	3	0
Texas-Pan American	2006		3	0	0
Texas-San Antonio	2011	2013	2	0	0
Texas State	2013		3	0	0
Texas Tech	1999	2009	2	1	0
Tulane	1986	2005	0	3	0
Tulsa	1970	1976	2	0	0
UALR	2004	2011	2	0	0
UCLA	1967	2021	40	42	0
UC Davis	1955	2017	6	2	0
UC Irvine	1972	2021	3	5	0
UC-Riverside	1970	2013	14	9	0
UC Santa Barbara	1968	2020	16	13	1
Unitted States Int.	1987		1	0	0
UNLV	1975	2014	6	4	0
USC	1951	2021	37	57	0
Utah	1973	2021	28	6	1
Utah Valley	2006	2016	10	3	0
Valdosta State	1978		1	0	0
Vanderbilt	2008	2017	2	3	0
VCU	2015		0	1	0
Virginia	2007		2	1	0
VMI	2011		2	0	0
Washington	1911	2021	247	194	2
Washington State	1910	2021	212	231	3
Western Kentucky	2002		1	0	0
Western Oregon	1908	1995	69	9	0
Western Washington	1975		1	0	0
Westmont	1968	1969	2	0	0
West Virginia	2000	2019	4	1	0
Whitman	1908	1960	15	6	0
Willamette	1907	1997	84	23	0
William & Mary	2016		1	0	0
Winthrop	2005	2012	2	0	0
Wisconsin	1986		0	1	0
Woodburn	1908		0	1	0
Wright State	1996	2014	5	1	0
Wyoming	1979		1	0	0

Oregon State's Final Rankings

Year	BA	CB	USA	NCBWA	Rivals/Pg	D1
1962	-	15	-	-	-	-
1963	-	10	-	-	-	-
1964	-	22	-	-	-	-
1985	-	29	-	-	-	-
1986	21	23	-	21	-	-
2005	7	7	7	7	7	-
2006	1	1	1	1	1	-
2007	1	1	1	1	1	-
2009	-	24	-	24	25	-
2011	10	10	11	12	10	-

Year	BA	CB	USA	NCBWA	Rivals/Pg	D1
2012	24	25	22	22	23	-
2013	4	4	4	4	4	-
2014	13	17	12	14	10	-
2015	-	18	25	27	18	23
2017	3	3	3	3	3	3
2018	1	1	1	1	1	1
2019	19	20	23	21	21	-
2021	-	-	-	26	-	-

Key:
 BA-Baseball America; CB-Collegiate Baseball;
 USA-USA Today Coaches Poll; NCBWA-National Collegiate Baseball Writers Association; Rivals/Pg-Rivals.com/Perfect Game; D1-D1Baseball.com

2022 OREGON STATE BASEBALL

OPENING DAY LINEUPS

Twitter.com/BeaverBaseball
 Instagram.com/BeaverBaseball
 Facebook.com/OregonStateBaseball

Oregon State Season Openers	
Total.....	112
Home	48
Road	36
Neutral	28
Overall.....	81-31
Home	39-9
Road.....	21-16
Neutral	21-6
Most runs.....	23, 1960 vs. Whitman
Fewest runs.....	0, twice last: 1937 vs. Willamette

1991

George Fox 3
 Oregon State 15
Corvallis, Ore.

No lineup available

1992

Concordia 2
 Oregon State 17
Corvallis, Ore.

1. Dave Williams	CF
2. Kevin Hooker	1B
3. Aaron Anderson	RF
4. David Anderson	LF
5. Chad Busik	DH
6. Jon Yonemitsu	2B
7. Jamie Burke	3B
8. Allen Snelling	SS
9. Randy Hunter	C
Jeff Post	P

1993

Oregon State 1
 California 10
Sacramento, Calif.

1. AJ Marquardt	CF
2. Jim Champion	1B
3. Jason Akina	DH
4. Jamie Burke	3B
5. Randy Hunter	C
6. Jon Yonemitsu	2B
7. Brent Watts	RF
8. Allen Snelling	SS
9. Tim Kissner	LF
Scott Christman	P

1994

Western Oregon 1
 Oregon State 2
Corvallis, Ore.

1. Brent Watts	CF
2. Kevin Hooker	2B
3. John Dixon	DH
4. Jim Champion	1B
5. Pat Meiwes	3B
6. Tim Kissner	LF
7. Tim Efraimson	RF
8. David Schmidt	C
9. Allen Snelling	SS
Mike Thurman	P

1995

Western Oregon 3
 Oregon State 4
Corvallis, Ore.

1. Scott Hardin	3B
2. Kevin Hooker	2B
3. Chris Wakeland	LF
4. Marc Mallowy	RF
5. John Dixon	DH
6. David Schmidt	C
7. Pat Meiwes	1B
8. Allen Snelling	SS
9. Darren Bland	CF
Jeremy Beard	P

1996

Oregon State 5
 Pacific 4
Stockton, Calif.

1. Abino Vazquez	CF
2. Ryan McDonald	2B
3. Chris Wakeland	LF
4. Matt Bailie	1B
5. Mitch Gregg	DH
6. David Schmidt	C
7. Mike Leone	3B
8. Jason Stanberg	RF
9. Brandon Hageman	SS
Andrew Checketts	P

1997

Oregon State 14
 Hawai'i 4
Honolulu, Hawai'i

1. Ryan Hiltz	LF
2. Ryan Lipe	3B
3. Ryan McDonald	2B
4. Matt Bailie	1B
5. Ben Bertrand	C
6. Mike Leone	DH
7. Jason Stanberg	RF
8. Troy Schader	SS
9. Tyson Vermillion	CF
Andrew Checketts	P

1998

South Florida 6
 Oregon State 7
Melbourne, Fla.

1. Jason Stanberg	RF
2. Corrie Willkie	2B
3. Ben Bertrand	C
4. Greg Conley	DH
5. Ryan Lipe	3B
6. Matt Bailie	1B
7. Troy Schader	SS
8. Drew Hedges	LF
9. Casey Macomb	CF
Mark Newell	P

1999

Oregon State 13
 Kansas State 6
Peoria, Ariz.

1. Bryan Ingram	C
2. Drew Hedges	LF
3. Troy Schader	SS
4. Curtis Davis	DH
5. Tim Dryden	1B
6. Josh Carter	3B
7. Rob Colley	RF
8. Corrie Wilkie	2B
9. Eric Stark	CF
B.R. Cook	P

2000

Kansas State 7
 Oregon State 6
Albuquerque, N.M.

1. Eric Stark	CF
2. Bryan Ingram	C
3. Joe Gerber	1B
4. Josh Carter	LF
5. Drew Hedges	DH
6. Rod Gott	RF
7. Zach Gordon	2B
8. Brian Barden	3B
9. Will Hudson	SS
Thad Johnson	P

2001

Oregon State 7
 Cal-State Northridge 17
Northridge, Calif.

1. Eric Stark	CF
2. Bryan Ingram	C
3. Josh Carter	RF
4. Brian Barden	3B
5. Andy Jarvis	1B
6. Jason McBride	DH
7. Chris Biles	LF
8. Zach Gordon	2B
9. Will Hudson	SS
Thad Johnson	P

2002

Oregon State 5
 Arizona State 13
Mesa, Ariz.

1. Tom Creighton	DH
2. Kerisi Reynolds	2B
3. Brian Barden	3B
4. Chris Biles	RF
5. Seth Pietsch	LF
6. Andy Jarvis	1B
7. Will Hudson	SS
8. Paul Richie	C
9. Woodward	CF
Josh Garcia	P

2003

Oregon State 6
 UC-Riverside 9
Riverside, Calif.

1. Seth Pietsch	LF
2. Chris Kunda	2B
3. Chris Biles	RF
4. Andy Jarvis	1B
5. Aaron Mathews	CF
6. Jacoby Ellsbury	DH
7. Tony Calderon	3B
8. Paul Richie	C
9. Rob Recuenco	SS
Jake Postlewait	P

2004

Oregon State 8
 Utah 6
Surprise, Ariz.

1. Aaron Mathews	CF
2. Tyler Graham	DH
3. Jacoby Ellsbury	RF
4. Tony Calderon	SS
5. Shea McFeely	3B
6. Andy Jenkins	1B
7. Mike Lissman	LF
8. Paul Richie	C
9. Chad Schroeder	2B
Jake Postlewait	P

2005

New Mexico State 0
 Oregon State 19
Tempe, Ariz.

1. Darwin Barney	SS
2. Mitch Canham	1B
3. Jacoby Ellsbury	CF
4. Mike Lissman	LF
5. Joey Ledesma	DH
6. Shea McFeely	3B
7. Chris Campos	RF
8. Billy Munich	C
9. Todd Shelton	2B
Dallas Buck	P

2006

Nevada 4
 Oregon State 12
Surprise, Ariz.

1.	Cole Gillespie	LF
2.	Scott Santschi	RF
3.	Darwin Barney	SS
4.	Geoff Wagner	DH
5.	Shea McFeely	3B
6.	Mitch Canham	C
7.	Bill Rowe	1B
8.	Koa Kahalehoo	CF
9.	Chris Kunda	2B
	Dallas Buck	P

2007

Oregon State 5
 Hawai'i-Hilo 0
Hilo, Hawai'i

1.	Darwin Barney	SS
2.	Joey Wong	2B
3.	Jason Ogata	DH
4.	Mitch Canham	C
5.	Mike Lissman	LF
6.	Jordan Lennerton	1B
7.	Braden Wells	CF
8.	John Wallace	RF
9.	Lonnie Lechelt	3B
	Mike Stutes	P

2008

Vanderbilt 8
 Oregon State 1
Tempe, Ariz.

1.	Braden Wells	LF
2.	Joey Wong	SS
3.	Jason Ogata	2B
4.	Daniel Robertson	RF
5.	Drew George	1B
6.	Garrett Nash	DH
7.	Lonnie Lechelt	3B
8.	Erik Ammon	C
9.	Chris Hopkins	CF
	Mike Stutes	P

2009

Oregon State 4
 Tennessee 5
Knoxville, Tenn.

1.	Joey Wong	SS
2.	Adalberto Santos	CF
3.	Ryan Ortiz	C
4.	Logan Lotti	RF
5.	Blake Gibbs	DH
6.	Rob Folsom	LF
7.	Stefen Romero	1B
8.	Carter Bell	3B
9.	John Tommasini	2B
	Tanner Robles	P

2010

Oregon State 10
 Hawai'i 6
Honolulu, Hawai'i

1.	Rob Folsom	LF
2.	Michael Miller	RF
3.	Adalberto Santos	CF
4.	Jared Norris	1B
5.	Stefen Romero	3B
6.	Carter Bell	SS
7.	Brandon Hayes	DH
8.	Andrew Susac	C
9.	John Tommasini	2B
	Tyler Waldron	P

2011

Oregon State 4
 Gonzaga 3
Fresno, Calif.

1.	Garrett Nash	CF
2.	Brian Stamps	LF
3.	Andrew Susac	C
4.	Parker Berberet	DH
5.	Carter Bell	3B
6.	Tyler Smith	2B
7.	Jared Norris	1B
8.	Kavin Keyes	SS
9.	Jordan Poyer	RF
	Sam Gaviglio	P

2012

Oregon State 7
 UC Santa Barbara 3
Santa Barbara, Calif.

1.	Ryan Barnes	LF
2.	Kavin Keyes	3B
3.	Ryan Dunn	SS
4.	Jake Rodriguez	C
5.	Sam Montgomery	RF
6.	Dylan Davis	DH
7.	Danny Hayes	1B
8.	Joey Matthews	CF
9.	John Tommasini	2B
	Ben Wetzler	P

2013

Utah Valley 2
 Oregon State 5
Palm Springs, Calif.

1.	Max Gordon	CF
2.	Tyler Smith	SS
3.	Michael Conforto	LF
4.	Danny Hayes	1B
5.	Jerad Casper	3B
6.	Jake Rodriguez	C
7.	Kavin Keyes	DH
8.	Joey Matthews	RF
9.	Andy Peterson	2B
	Dan Child	P

2014

Gonzaga 3
 Oregon State 4
Tempe, Ariz.

1.	Jeff Hendrix	CF
2.	Andy Peterson	2B
3.	Michael Conforto	LF
4.	Dylan Davis	RF
5.	Michael Howard	DH
6.	Kavin Keyes	3B
7.	Jerad Casper	1B
8.	Logan Ice	C
9.	Trever Morrison	SS
	Andrew Moore	P

2015

Northwestern 1
 Oregon State 2
Surprise, Ariz.

1.	Jeff Hendrix	CF
2.	Trever Morrison	SS
3.	KJ Harrison	1B
4.	Michael Howard	DH
5.	Elliott Cary	RF
6.	Caleb Hamilton	3B
7.	Logan Ice	C
8.	Joey Jansen	LF
9.	Christian Donahue	2B
	Andrew Moore	P

2016

Ball State 6
 Oregon State 7
Surprise, Ariz.

1.	Christian Donahue	DH
2.	Nick Madrigal	2B
3.	Trever Morrison	SS
4.	KJ Harrison	1B
5.	Logan Ice	C
6.	Kyle Nobach	LF
7.	Jack Anderson	RF
8.	Cadyn Grenier	3B
9.	Steven Kwan	CF
	Drew Rasmussen	P

2017

Indiana 0
 Oregon State 1
Surprise, Ariz.

1.	Steven Kwan	RF
2.	Nick Madrigal	SS
3.	Christian Donahue	LF
4.	Adley Rutschman	C
5.	KJ Harrison	1B
6.	Trevor Larnach	DH
7.	Elliott Cary	CF
8.	Cadyn Grenier	2B
9.	Michael Gretler	3B
	Luke Heimlich	P

2018

New Mexico 2
 Oregon State 5
Surprise, Ariz.

1.	Steven Kwan	CF
2.	Cadyn Grenier	SS
3.	Nick Madrigal	2B
4.	Trevor Larnach	RF
5.	Tyler Malone	DH
6.	Adley Rutschman	C
7.	Michael Gretler	3B
8.	Jack Anderson	LF
9.	Zak Taylor	1B
	Luke Heimlich	P

2019

New Mexico 5
 Oregon State 6
Surprise, Ariz.

1.	Preston Jones	LF
2.	Jake Dukart	3B
3.	Adley Rutschman	C
4.	Beau Philip	SS
5.	Tyler Malone	RF
6.	Andy Armstrong	2B
7.	Zak Taylor	1B
8.	Troy Claunch	DH
9.	Kyler McMahan	CF
	Kevin Abel	P

2020

New Mexico 4
 Oregon State 11
Surprise, Ariz.

1.	Micah McDowell	CF
2.	Kyler McMahan	RF
3.	Alex McGarry	1B
4.	Ryan Ober	3B
5.	Joe Casey	LF
6.	Troy Claunch	C
7.	Cesar Valero Sanchez	DH
8.	Andy Armstrong	SS
9.	Richie Mascarenas	2B
	Christian Chamberlain	P

2021

Kansas State 3
 Oregon State 2
Surprise, Ariz.

1.	Micah McDowell	CF
2.	Ryan Ober	2B
3.	Jake Dukart	3B
4.	Troy Claunch	C
5.	Kyler Mcahan	RF
6.	Joe Casey	LF
7.	Justin Boyd	1B
8.	Wade Meckler	DH
9.	Andy Armstrong	SS
	Kevin Abel	P



2018 National Champions Beavers Win Third Title

Oregon State returned to Omaha for the second consecutive year and seventh all-time. The Beavers went 6-2 at the College World Series to win their third national championship. OSU defeated Arkansas in three games to win the title. Overall, Oregon State finished the season 55-12-1 and 20-9-1 in Pac-12 Conference play.

Oregon State became just the second team in NCAA history to win six elimination games at the CWS. The Beavers have done it twice after first accomplishing the feat in 2006.

- Oregon State's 55 wins were one shy of the program's record of 56 in 2017. The Beavers finished a two-year stretch going 111-18-1, a winning percentage of .858.

- Oregon State set the single-year CWS record with 93 hits, and batted .327 over eight games.

- Kevin Abel became the first pitcher to win four games at the College World Series, including two in the final series. He was just the fourth pitcher to throw a shutout in a championship game, and the first since 1993.

- Adley Rutschman, named the Most Outstanding Player at the College World Series, set the CWS record with 17 hits in eight games. He batted .408 on the year for the Beavers, the third-best single-season mark in school history.

- Oregon State scored 50 runs in eight CWS games, averaging 7.4 per. The 50 runs are the third-most in a single College World Series.

- Rutschman also broke Michael Conforto's school record (76 in 2012) for RBI with 83.

- Additionally, Rutschman collected 102 hits in 2018, breaking Jacoby Ellsbury's 99 in 2005.

- Trevor Larnach tallied 15 hits during the CWS, tied for second-most behind Rutschman's 17. Larnach finished with 25 total bases during the eight games, fourth-most.

- Oregon State's pitching staff struck out 38 batters during three three games versus Arkansas, snapping Texas' finals-record of 28 in 2009 versus LSU.

- The Beavers hit eight home runs in Omaha to finish with 67 on the year, breaking the 1998 team's 60 for most in a single-season by the Beavers.

- Oregon State also finished with 753 hits, surpassing the 2006 team's record of 684.

- Luke Heimlich led the nation with 16 wins and was second with 159 strikeouts. He was named the College Baseball Foundation's National Pitcher of the Year. Heimlich was also named the Pac-12's Pitcher of the Year for the second consecutive year.

- Cadyn Grenier was recognized as the recipient of the Brooks Wallace Award, given to the nation's top collegiate shortstop. He was also named the Pac-12's Defensive Player of the Year.

- Oregon State set a single-season record with seven players named All-American. They were: Nick Madrigal, Trevor Larnach, Cadyn Grenier, Adley Rutschman, Luke Heimlich, Bryce Fehmel and Jake Mulholland.

- Head coach Pat Casey was named the National Coach of the Year by Collegiate Baseball and the ABCA. He's been named the National Coach of the Year in five different seasons: 2005, 2006, 2007, 2017 and 2018.

- Casey's 900th win came in the CWS Championship clinching victory.

- Oregon State finished the year with a 35-3 record in non-conference games, with only one loss coming during the regular season.

- The Beavers had a school-record three first-round draft selections: Nick Madrigal (fourth overall - Chicago White Sox), Trevor Larnach (20th overall - Minnesota) and Cadyn Grenier (37th overall - Baltimore). Steven Kwan (fifth round - Cleveland), Drew Rasmussen (sixth round - Milwaukee) and Michael Gretler (10th round - Pittsburgh) were also selected.

2018 Roster

No.	Pitchers	Yr.	B-T	Ht.	Wt.	Hometown
23	Kevin Abel	Fr.	R-R	6-1	180	San Diego, Calif.
40	Michael Attalah	Fr.	R-R	6-3	185	Redmond, Wash.
31	Jordan Britton	Jr.	L-L	6-3	207	Caldwell, Idaho
24	Nathan Burns	Fr.	R-R	6-1	175	West Bend, Wis.
34	C. Chamberlain	Fr.	L-L	5-10	165	Reno, Nev.
19	Dakota Donovan	So.	R-R	6-5	227	Washington, Utah
38	Brandon Eisert	So.	L-L	6-2	206	Beaverton, Ore.
26	Bryce Fehmel	Jr.	R-R	6-1	200	Aguora Hills, Calif.
22	Grant Gambrell	So.	L-R	6-4	225	Clovis, Calif.
15	Luke Heimlich	Sr.	L-L	6-1	197	Puyallup, Wash.
37	Jake Mulholland	So.	L-L	6-2	205	Snohomish, Wash.
49	Dylan Pearce	Jr.	R-R	5-9	165	Central Point, Ore.
12	Sam Tweedt	Jr.	R-R	6-3	215	Salem, Ore.
32	Mitchell Verburg	So.	R-R	6-3	204	Lake Oswego, Ore.
45	Cade Warren	Fr.	R-R	6-0	165	Miles City, Mont.
No.	Catchers	Yr.	B-T	Ht.	Wt.	Hometown
17	Troy Claunch	Fr.	R-R	5-11	190	Vacaville, Calif.
35	Adley Rutschman	So.	S-R	6-2	216	Sherwood, Ore.
28	Zack Zalesky	Fr.	L-R	5-10	195	Corvallis, Ore.
No.	Infielders	Yr.	B-T	Ht.	Wt.	Hometown
9	Andy Armstrong	So.	R-R	5-9	175	Salem, Ore.
20	Zach Clayton	Fr.	R-R	6-2	215	Oconomowoc, Wis.
2	Cadyn Grenier	Jr.	R-R	5-11	188	Henderson, Nev.
10	Michael Gretler	Sr.	R-R	6-2	185	Bonney Lake, Wash.
3	Nick Madrigal	Jr.	R-R	5-8	165	Elk Grove, Calif.
7	Tyler Malone	So.	L-R	5-11	180	Roseville, Calif.
1	Kyler McMahan	Fr.	R-R	5-10	165	Seattle, Wash.
18	Ryan Ober	Fr.	R-R	5-11	180	Snohomish, Wash.
16	Zak Taylor	Jr.	R-R	6-2	205	Sherwood, Ore.
No.	Outfielders	Yr.	B-T	Ht.	Wt.	Hometown
29	Jack Anderson	Sr.	L-R	6-2	207	Lake Oswego, Ore.
6	Joe Casey	Fr.	L-L	6-0	175	Corvallis, Ore.
33	Preston Jones	So.	R-R	5-11	193	Vancouver, Wash.
4	Steven Kwan	Jr.	L-L	5-9	170	Fremont, Calif.
11	Trevor Larnach	Jr.	L-R	6-4	210	Pleasant Hill, Calif.
28	Kyle Nobach	Sr.	R-R	5-10	193	Marysville, Wash.
14	Elliot Willy	Fr.	R-R	6-1	190	Bend, Ore.

Head Coach: Pat Casey
Assistant Coach: Pat Bailey
Assistant Coach: Andy Jenkins
Assistant Coach: Nate Yeskie
Undergraduate Assistant Coaches: Ryan Gorton, Ryan Ortiz, Bill Rowe
Director of Operations: Jake Rodriguez
Director of Player Development: Tyler Graham
Athletic Trainer: Jeremy Ainsworth
Strength & Conditioning Coach: Chris Anderson
Administrative Assistant: Morgan Pearson
Managers: Max Anderson, Brad Brown, Robbie Backus, Jared Carr, Patrick Durbin, Randy Le, Eric McLaughlin, Casey Mitchell, Zach Padilla, Mitch Rose, Steven Taylor
Athletic Communications: Hank Hager
Radio Broadcaster: Mike Parker
Video: Kasey Byars



Corvallis Regional

June 1 • Corvallis, Ore.

Northwestern State 3
Oregon State 9

NWST 0 0 0 0 1 0 1 1 0 - 3 6 1
 Oregon State 0 0 2 2 0 4 0 1 X - 9 9 1
 WP-Fehmel, Bryce (10-1) LP-Heisler, Ridge (7-3)
 T-2:50 A-3908
 HR NWST-Kunert, Lenni (2); Taylor, Sam (1)
 HR OSU-Nobach, Kyle (5); Taylor, Zak (2)

June 2 • Corvallis, Ore.

Oregon State 14
LSU 1

Oregon State 2 0 3 5 0 2 2 0 0 - 14 15 0
 LSU 0 0 0 1 0 0 0 0 0 - 1 7 1
 WP-Heimlich, Luke (15-1) LP-Hess, Zack (7-6)
 T-3:53 A-4009
 HR OSU-Madrigal, Nick (3)
 HR LSU-Slaughter, Jake (8)

June 3 • Corvallis, Ore.

LSU 0
Oregon State 12

LSU 0 0 0 0 0 0 0 0 0 - 0 3 2
 Oregon State 3 2 1 0 0 4 0 2 X - 12 14 0
 WP-Abel, Kevin (4-1) LP-Fontenot, Devin (3-1)
 T-3:12 A-3915
 HR OSU-Kwan, Steven (2); Grenier, Cadyn (4)

Corvallis Super Regional

June 8 • Corvallis, Ore.

Minnesota 1
Oregon State 8

Minnesota 0 0 0 0 0 0 0 1 0 - 1 8 0
 Oregon State 3 1 0 2 0 0 2 0 X - 8 11 0
 WP-Heimlich, Luke (16-1) LP-Meyer, Reggie (8-4)
 T-3:00 A-3960
 HR MINN-Hanson, Toby (3)
 HR OSU-Larnach, Trevor (18); Rutschman, Adley (7)

June 9 • Corvallis, Ore.

Oregon State 6
Minnesota 3

Oregon State 1 0 0 0 1 0 0 1 3 - 6 13 0
 Minnesota 0 0 1 1 1 0 0 0 0 - 3 8 0
 WP-Chamberlain, Christian (3-0)
 SV-Mulholland, Jake (15)
 LP-Meyer, Max (2-3)
 T-3:58 A-4025

College World Series

June 16 • Omaha, Neb.

North Carolina 8
Oregon State 6

UNC 0 1 5 0 0 0 2 0 0 - 8 11 0
 Oregon State 1 0 3 0 0 0 2 0 0 - 6 13 3
 WP-O'Brien, Caden (7-0)
 SV-Criswell, Cooper (1)
 LP-Heimlich, Luke (16-2)
 T-4:24 A-21628

2018 Postseason Statistics

Player	AVG	G/GS	AB	R	H	RBI	2B	3B	HR	BB	SO	SB-ATT	SLG	OBA
Casey, Joe	.500	4/0	2	0	1	1	0	0	0	0	0	0-0	.500	.500
Rutschman, Adley	.472	13/13	53	12	25	20	6	0	3	9	10	0-0	.755	.548
Larnach, Trevor	.442	13/13	52	20	23	13	6	1	2	10	16	1-1	.712	.532
Jones, Preston	.375	6/1	8	2	3	2	1	0	0	0	4	0-0	.500	.375
Kwan, Steven	.371	11/8	35	7	13	7	0	1	1	4	5	1-1	.514	.450
Madrigal, Nick	.311	13/13	61	13	19	7	3	0	1	4	2	6-7	.410	.364
Nobach, Kyle	.302	13/13	43	7	13	15	3	0	2	6	14	0-1	.512	.412
Taylor, Zak	.300	13/13	40	7	12	9	2	1	1	3	9	0-0	.475	.391
Anderson, Jack	.289	13/10	38	7	11	7	2	0	0	4	14	0-1	.342	.400
Gretler, Michael	.280	13/13	50	12	14	11	1	1	0	6	12	0-0	.340	.373
Malone, Tyler	.269	9/7	26	5	7	8	0	0	3	8	8	0-0	.615	.457
Grenier, Cadyn	.255	13/13	55	13	14	5	2	0	2	7	14	1-1	.400	.359
Armstrong, Andy	.000	5/0	2	1	0	0	0	0	0	0	0	0-0	.000	.333
Clayton, Zach	.000	1/0	0	1	0	0	0	0	0	0	0	0-0	.000	.000
Ober, Ryan	.000	1/0	0	1	0	0	0	0	0	0	0	0-0	.000	.000
Claunch, Troy	.000	2/0	0	0	0	0	0	0	0	0	0	0-0	.000	.000
Totals	.333	13/13	465	108	155	105	26	4	15	61	108	9-12	.503	.427

Pitcher	ERA	W-L	SV	G/GS	CG	SH	IP	H	R	ER	BB	SO	AVG	HR
Pearce, Dylan	0.00	0-0	0	3/0	0	0	2.1	2	0	0	0	1	.222	0
Tweedt, Sam	0.00	0-0	0	2/0	0	0	1.1	2	0	0	1	1	.333	0
Abel, Kevin	0.62	5-0	0	5/3	1	1	29.0	10	2	2	8	31	.105	0
Mulholland, Jake	1.00	1-0	2	6/0	0	0	9.0	4	1	1	4	9	.143	0
Eisert, Brandon	1.76	1-0	0	4/0	0	0	15.1	11	4	3	2	16	.200	0
Chamberlain, C.	2.31	1-0	0	4/0	0	0	11.2	6	3	3	8	20	.143	1
Fehmel, Bryce	4.63	1-0	0	5/5	0	0	23.1	24	13	12	7	19	.273	2
Heimlich, Luke	4.68	2-2	0	5/5	0	0	25.0	26	15	13	7	20	.271	2
Totals	2.62	11-2	2	13/13	1	1	117.0	85	38	34	37	117	.203	5

June 18 • Omaha, Neb.

Oregon State 14
Washington 5

Oregon State 0 0 0 0 4 1 4 5 0 - 14 16 1
 Washington 0 0 3 0 2 0 0 0 0 - 5 9 1
 WP-Abel, Kevin (5-1) LP-Hardy, Alex (5-4)
 T-3:53 A-16881
 HR OSU-Nobach, Kyle (6); Malone, Tyler (6)

June 20 • Omaha, Neb.

Oregon State 11
North Carolina 6

Oregon State 2 0 1 0 0 0 0 4 4 - 11 13 2
 UNC 0 0 3 0 1 2 0 0 0 - 6 10 1
 WP-Mulholland, Jake (2-2) LP-Daniels, Brett (6-1)
 T-3:56 A-21569
 HR OSU-Grenier, Cadyn (6); Rutschman, Adley (8); Malone, Tyler (7)
 HR UNC-Datres, Kyle (7)

June 22 • Omaha, Neb.

Mississippi State 2
Oregon State 12

Miss. State 1 0 1 0 0 0 0 0 0 - 2 5 0
 Oregon State 1 5 0 1 0 0 4 1 X - 12 15 1
 WP-Eisert, Brandon (5-3)
 LP-Billingsley, Jacob (5-4)
 T-3:54 A-21002

June 23 • Omaha, Neb.

Oregon State 5
Mississippi State 2

Oregon State 0 0 5 0 0 0 0 0 0 - 5 8 1
 Miss. State 0 0 1 0 0 0 0 0 1 - 2 4 0
 WP-Abel, Kevin (6-1)
 LP-Small, Ethan (5-4)
 T-3:02 A-21821
 HR OSU-Malone, Tyler (8)

June 26 • Omaha, Neb.

Arkansas 4
Oregon State 1

Arkansas 0 0 0 0 4 0 0 0 0 - 4 5 0
 Oregon State 0 1 0 0 0 0 0 0 0 - 1 9 1
 WP-Knight, Blaine (14-0)
 SV-Cronin, Matt (14)
 LP-Heimlich, Luke (16-3)
 T-3:52 A-25321

June 27 • Omaha, Neb.

Oregon State 5
Arkansas 3

Oregon State 0 0 0 1 1 0 0 0 3 - 5 12 1
 Arkansas 0 1 0 0 2 0 0 0 0 - 3 7 1
 WP-Abel, Kevin (7-1)
 SV-Mulholland, Jake (16)
 LP-Cronin, Matt (2-2)
 T-4:07 A-25580
 HR OSU-Rutschman, Adley (9); Larnach, Trevor (19)

June 28 • Omaha, Neb.

Arkansas 0
Oregon State 5

Arkansas 0 0 0 0 0 0 0 0 0 - 0 2 1
 Oregon State 2 0 1 0 1 0 0 0 X - 5 7 0
 WP-Abel, Kevin (8-1)
 LP-Campbell, Isaiah (5-7)
 T-3:05 A-19323



2017 CWS Participants OSU Visits CWS For 6th Time

The Oregon State baseball team returned to Omaha in 2017 for the first time since 2013 and sixth time overall. The champions of the Pac-12 Conference - for the third time since the league added Utah and emerged from the Pac-10 - posted a 49-4 record in the regular season and finished the year 56-6 after going 2-2 at TD Ameritrade Park.

The Beavers set the conference record with a 27-3 mark in Pac-12 play, and saw three major award winners. Nick Madrigal was named the Pac-12's Player and Defensive Player of the Year, becoming just the second player to accomplish that feat in the past 20 seasons. Luke Heimlich ended the season with a school-record 0.76 earned run average, leading the nation, and was named the conference's Pitcher of the Year. And Pat Casey, after guiding the team to the 49 wins in league play, was named the Pac-12's Coach of the Year.

- The 56 wins surpassed the 2013 team's record (52) for wins at OSU. The 2017 team's .903 winning percentage tied for the fourth-best single-season mark in NCAA Division I history.

- Oregon State swept through its first five games of the postseason, defeating Yale and Holy Cross at the Corvallis Regional before defeating Vanderbilt twice at the Corvallis Super Regional. The Beavers trailed for just half an inning in those five games, and outscored opponents, 44-9, entering the College World Series.

- Oregon State hit .299 as a team in the postseason, and the pitching staff finished with a 2.47 ERA. Steven Kwan, who was named the Most Outstanding Player at the Corvallis Regional, batted .424, while Nick Madrigal hit .394. Jake Thompson and Bryce Fehmel each earned two postseason victories.

- Offensively, the Beavers walked 49 times in nine postseason games, and were struck out only 60 times. By comparison, OSU pitchers struck out 73, walked 26 and limited opponents to 53 hits in 80 innings for an average of .186.

- Oregon State posted two 23-game win streaks, tying for the longest in school history. The first broke the then-school record of 18 games set in 1951 and 1962. The Beavers lost consecutive games just once.

- OSU outscored opponents, 136-49, during the first 23-game win streak. During the second, the Beavers scored 158 runs, holding opponents to 41.

- The club posted a school-record 31 wins at home, doing so in just 32 games. The team's lone loss came at the hands of USC, 7-5, in 10 innings.

- The Beavers averaged 3,261 fans per home date at Goss Stadium at Coleman Field, a single-season school record that ranked 19th overall in 2017, and second in the Pac-12. Oregon State surpassed the 100,000 mark for the first time in school history, totaling 101,090.

- The Oregon State pitching staff set a new school record for lowest ERA, at 1.93. That led the nation and by almost three-fourths of a run. Oregon State also led the nation with a 0.98 WHIP, and was the only school to post a mark shy of 1.00.

- Jake Thompson was named a unanimous First-Team All-American after leading the nation with 14 wins, which tied for the Oregon State single-season record. He also placed in the top 20 nationally with a 1.96 ERA.

- Nick Madrigal was a unanimous All-American as well, earning first, second and third-team honors. Heimlich and freshman Jake Mulholland each picked up at least one All-American recognition. Mulholland and Brandon Eisert were also named Freshman All-Americans.

- Oregon State was ranked first by Collegiate Baseball for 12 consecutive weeks entering the postseason, setting a record for the publication that started in 1959.

- The Beavers saw five players selected in the MLB First-Year Player Draft: Drew Rasmussen, KJ Harrison, Jake Thompson, Michael Gretler and Max Engelbrekt.

2017 Roster

No.	Pitchers	Yr.	B-T	Ht.	Wt.	Hometown
31	Jordan Britton	So.	L-L	6-3	204	Caldwell, Idaho
18	Scotland Church	Sr.	R-R	5-9	190	Lubbock, Texas
19	Dakota Donovan	Fr.	R-R	6-6	219	Washington, Utah
37	Brandon Eisert	Fr.	L-L	6-0	180	Beaverton, Ore.
34	Max Engelbrekt	Sr.	L-L	6-3	204	Seattle, Wash.
26	Bryce Fehmel	So.	R-R	6-1	195	Aguora Hills, Calif.
22	Grant Gambrell	Fr.	R-R	6-4	220	Clovis, Calif.
15	Luke Heimlich	Jr.	L-L	6-1	197	Puyallup, Wash.
23	Mitch Hickey	Fr.	R-R	6-0	184	Morgan Hill, Calif.
20	Christian Martinek	So.	L-L	6-4	234	Beaverton, Ore.
38	Jake Mulholland	Fr.	L-L	6-2	190	Snohomish, Wash.
40	Tommy Paul	So.	R-R	6-6	206	Sherwood, Ore.
25	Drew Rasmussen	So.	R-R	6-2	225	Spokane, Wash.
44	Jake Thompson	Jr.	R-R	6-2	201	Florence, Ore.
12	Sam Tweedt	So.	R-R	6-3	216	Salem, Ore.
32	Mitchell Verburg	Fr.	R-R	6-2	186	Lake Oswego, Ore.
No.	Catchers	Yr.	B-T	Ht.	Wt.	Hometown
35	Adeley Rutschman	Fr.	S-R	6-2	208	Sherwood, Ore.
16	Zak Taylor	So.	R-R	6-2	204	Sherwood, Ore.
28	Zack Zalesky	Fr.	L-R	5-9	189	Corvallis, Ore.
No.	Infielders	Yr.	B-T	Ht.	Wt.	Hometown
30	Andy Armstrong	Fr.	R-R	5-9	168	Salem, Ore.
17	Andy Atwood	So.	R-R	6-1	170	Everett, Wash.
1	Christian Donahue	Jr.	S-R	5-7	167	Mililani, Hawai'i
2	Cadyn Grenier	So.	R-R	5-10	185	Henderson, Nev.
10	Michael Gretler	Jr.	R-R	6-2	175	Bonney Lake, Wash.
24	KJ Harrison	Jr.	R-R	6-0	209	Kailua, Hawai'i
3	Nick Madrigal	So.	R-R	5-7	161	Elk Grove, Calif.
7	Tyler Malone	Fr.	L-R	5-10	183	Roseville, Calif.
13	George Mendazona	Fr.	L-R	5-11	176	Redmond, Ore.
No.	Outfielders	Yr.	B-T	Ht.	Wt.	Hometown
29	Jack Anderson	Jr.	L-R	6-2	208	Lake Oswego, Ore.
9	Elliott Cary	So.	L-L	6-2	188	Niceville, Fla.
6	Joe Casey	Fr.	L-L	6-0	167	Corvallis, Ore.
33	Preston Jones	Fr.	R-R	5-11	185	Vancouver, Wash.
4	Steven Kwan	So.	L-L	5-8	169	Fremont, Calif.
11	Trevor Larnach	So.	L-R	6-4	213	Pleasant Hill, Calif.
14	Elliot Willy	Fr.	R-R	6-3	187	Bend, Ore.

Head Coach: Pat Casey

Assistant Coach: Pat Bailey

Assistant Coach: Andy Jenkins

Assistant Coach: Nate Yeskie

Undergraduate Assistant Coaches: Kavin Keyes, Ryan Ortiz, Andy Peterson

Director of Operations: Ron Northcutt

Director of Player Development: Tyler Graham

Assistant Coordinator of Camps: Jake Rodriguez

Athletic Trainer: Jeremy Ainsworth

Strength & Conditioning Coach: Chris Anderson

Administrative Assistant: Morgan Pearson

Managers: Max Anderson, Robbie Backus, Eric Benedetti, Jared Carr, Randy Le, Eric McLaughlin, Zach Padilla, Mitch Rose

Athletic Communicators: Hank Hager

Radio Broadcaster: Mike Parker

Video: Kasey Byars



Corvallis Regional

June 2 • Corvallis, Ore.

Holy Cross 2
Oregon State 8

Holy Cross 0 0 0 0 1 0 0 0 1 - 2 6 1
 Oregon State 0 0 2 0 0 3 2 1 X - 8 13 2
 WP-Thompson, Jake (13-0)
 LP-King, Brendan (5-7)
 T-3:08 A-3508
 HR OSU-Gretler, Michael (3)

June 3 • Corvallis, Ore.

Oregon State 11
Yale 0

Oregon State 2 0 2 1 0 6 0 0 0 - 11 16 1
 Yale 0 0 0 0 0 0 0 0 0 - 0 2 1
 WP-Heimlich, Luke (11-1)
 LP-Brodkowski, Eric (6-3)
 T-2:49 A-3474

June 4 • Corvallis, Ore.

Yale 1
Oregon State 8

Yale 1 0 0 0 0 0 0 0 0 - 1 10 2
 Oregon State 1 0 5 0 2 0 0 0 X - 8 12 1
 WP-Eisert, Brandon (5-0)
 LP-Espig, Thomas (1-1)
 T-3:19 A-3456
 HR OSU-Gretler, Michael (4)

Corvallis Super Regional

June 9 • Corvallis, Ore.

Vanderbilt 4
Oregon State 8

Vanderbilt 0 3 0 0 0 0 1 0 0 - 4 8 1
 Oregon State 3 2 0 0 1 0 0 2 X - 8 10 0
 WP-Thompson, Jake (14-0)
 LP-Raby, Patrick (10-4)
 T-3:09 A-3737
 HR VU-Toffey, Will (12)
 HR OSU-Harrison, KJ (7)

June 10 • Corvallis, Ore.

Oregon State 9
Vanderbilt 2

Oregon State 0 0 4 0 0 0 3 2 0 - 9 12 1
 Vanderbilt 0 0 0 0 0 2 0 0 0 - 2 5 1
 WP-Fehmel, Bryce (5-2)
 LP-Wright, Kyle (5-6)
 T-3:00 A-3734
 HR OSU-Harrison, KJ (8)

2017 Postseason Statistics

Player	AVG	G/GS	AB	R	H	RBI	2B	3B	HR	BB	SO	SB-ATT	SLG	OBA
Jones, Preston	.000	4/0	3	1	2	1	1	0	0	0	0	0-0	1.000	.667
Kwan, Steven	.424	9/9	33	12	14	5	1	0	0	8	3	2-3	.455	.524
Madrigal, Nick	.394	9/9	33	6	13	9	2	0	0	7	3	1-3	.455	.476
Larnach, Trevor	.343	9/9	35	6	12	12	2	0	0	7	9	1-1	.400	.452
Donahue, Christian	.333	3/3	9	2	3	0	0	0	0	1	1	0-0	.333	.400
Cary, Elliott	.300	6/3	10	1	3	0	1	0	0	2	3	0-0	.400	.417
Harrison, KJ	.297	9/9	37	7	11	14	1	0	4	4	9	0-0	.649	.357
Gretler, Michael	.286	9/9	35	10	10	6	3	0	3	3	7	0-0	.629	.359
Grenier, Cadyn	.286	9/9	28	6	8	7	1	1	0	4	7	1-2	.393	.371
Rutschman, Adley	.206	9/9	34	9	7	4	1	0	0	3	6	1-1	.235	.289
Malone, Tyler	.200	5/3	10	2	2	0	1	0	0	4	5	1-1	.300	.429
Anderson, Jack	.152	9/9	33	3	5	3	0	0	1	6	6	0-0	.242	.333
Mendazonga, George	.000	1/0	1	0	0	0	0	0	0	0	1	0-0	.000	.000
Armstrong, Andy	.000	1/0	0	0	0	0	0	0	0	0	0	0-0	.000	.000
Taylor, Zak	.000	4/0	0	0	0	0	0	0	0	0	0	0-0	.000	.000
Totals	.299	9/9	301	65	90	61	14	1	8	49	60	7-11	.432	.401

Pitcher	ERA	W-L	SV	G/GS	CG	SH	IP	H	R	ER	BB	SO	AVG	HR
Mulholland, Jake	0.00	1-0	0	4/0	0	0	7.0	4	1	0	2	7	.160	0
Heimlich, Luke	0.00	1-0	0	1/1	0	0	7.0	2	0	0	1	8	.091	0
Tweedt, Sam	0.00	0-0	0	3/0	0	0	4.0	2	0	0	1	4	.154	0
Engelbrekt, Max	0.00	0-0	0	2/0	0	0	2.2	1	0	0	4	3	.125	0
Eisert, Brandon	1.80	1-0	0	2/0	0	0	5.0	5	1	1	3	5	.238	1
Rasmussen, Drew	1.93	0-0	1	3/1	0	0	9.1	8	2	2	1	9	.222	1
Fehmel, Bryce	2.79	2-1	0	3/3	1	0	19.1	11	7	6	5	14	.164	2
Thompson, Jake	4.56	2-1	0	4/4	0	0	25.2	20	13	13	9	23	.215	3
Totals	2.47	7-2	1	9/9	1	1	80.0	53	24	22	26	73	.186	7

College World Series

June 17 • Omaha, Neb.

Cal State Fullerton 5
Oregon State 6

CSF 3 0 0 2 0 0 0 0 0 - 5 3 2
 Oregon State 0 1 0 0 0 4 0 1 X - 6 11 0
 WP-Mulholland, Jake (7-1)
 SV-Rasmussen, Drew (2)
 LP-Workman, Blake (6-3)
 T-3:28 A-22656
 HR CSF-Richards, Timmy (5)

June 19 • Omaha, Neb.

Oregon State 13
LSU 1

Oregon State 1 0 0 0 2 5 3 2 0 - 13 11 1
 LSU 0 0 0 0 0 1 0 0 - 1 4 2
 WP-Fehmel, Bryce (6-2)
 LP-Walker, Eric (8-2)
 T-3:42 A-24874
 HR OSU-Harrison, KJ (9)
 HR LSU-Watson, Zach (9)

June 23 • Omaha, Neb.


LSU 3
Oregon State 1


LSU 0 2 0 0 0 0 1 0 0 - 3 7 0
 Oregon State 0 0 1 0 0 0 0 0 0 - 1 2 0
 WP-Lange, Alex (10-5)
 SV-Hess, Zack (4)
 LP-Thompson, Jake (14-1)
 T-3:09 A-21257
 HR LSU-Smith, Josh (5)

June 24 • Omaha, Neb.

Oregon State 1
LSU 6

Oregon State 0 0 0 0 0 0 1 0 - 1 3 0
 LSU 0 3 1 1 0 1 0 0 X - 6 8 0
 WP-Gilbert, Caleb (7-1)
 LP-Fehmel, Bryce (6-3)
 T-2:40 A-15618
 HR OSU-Gretler, Michael (5)
 HR LSU-Jordan, Beau (4); Papierski, Michael 2 (11)





2013 CWS Participants

Beavers Return To Omaha

The Oregon State baseball team returned to Omaha in 2013 after a five-year hiatus from the College World Series. The Beavers made the trip on the strength of an incredibly strong pitching staff and a balanced offense.

Much like past seasons, the Beavers relied heavily on a Northwest flavor with its roster. Twenty players on the team's 35-man roster hailed from either Washington or Oregon, including all three of the team's weekend starters, Matt Boyd, Ben Wetzler and Andrew Moore.

The Beavers broke the school record for victories with 52, won the Pac-12 Conference with a 24-6 record and advanced to the World Series after hosting both the Corvallis Regional and Corvallis Super Regional.

- Oregon State played its first ever games at TD Ameritrade Park Omaha, going 2-2. The two victories gave the Beavers 13 all-time wins in Omaha, with each belonging to head coach Pat Casey.

- Oregon State batted .290 during the postseason and finished with a 3.00 earned run average. Kavin Keyes paced OSU with a .357 batting average and Michael Conforto set the OSU single postseason record with six doubles. Ben Wetzler was stellar for the Beavers on the mound, posting a 3-0 record and a 2.74 ERA. He, Matt Boyd and Andrew Moore combined to pitch in 76 of the team's 90 postseason innings (84.4 percent) and tallied a 6-2 record.

- Matt Boyd recorded the Beavers' first-ever complete-game effort at the College World Series in his last collegiate appearance when he shut out Indiana in a 1-0 win over June 19. It was just the 18th all-time 1-0 game at the College World Series, and the first since 1985.

- Oregon State's 52 victories surpassed the 2006 club's school-record 50-win season. The Beavers' 2013 winning percentage of .800 was the best mark in modern OSU history and led the Pac-12 Conference. The 52 wins is also the most by a Pac-12 school since Arizona State won 52 in 2010.

- The Beavers stretched their program record postseason appearances to five and in eight of the last nine seasons. Oregon State has made four NCAA College World Series appearances during that stretch.

- Oregon State won its third league title under head coach Pat Casey and did so with a 24-6 record. The 24 wins is the most by a league team since the then-Pac-10 unified prior to the 1999 season. The 24 wins is the most since USC won the Pac-10 South in 1996.

- Michael Conforto was named the Pac-12's Player of the Year and Andrew Moore earned Freshman of the Year honors. Both were also named All-Americans, as was Matt Boyd, giving the Beavers three in a year for just the second time in school history (the first coming in 2006).

- Moore was named a first-team All-American, becoming the first true freshman in OSU history to pick up the honor. Conforto, meanwhile, became just the fifth player in school history to record back-to-back All-American seasons.

- The Beavers lost consecutive games just once, in a doubleheader against Washington on April 20. Oregon State opened the year with 15 consecutive wins, and later had a 12-game win streak that began the day after the doubleheader loss. Oregon State headed into the postseason with 16 wins in its last 18 games.

- OSU finished with the nation's second-lowest ERA at 2.28, which also led the Pac-12 and set a new school record for best ERA. The Beavers also led the Pac-12 with a .217 batting average against and were second in fewest hits allowed at 454 and fifth in fewest walks allowed at 173, just 15 behind the Pac-12's leader.

- Oregon State found itself in the top 10 every weekend according to Baseball America. The Beavers were outside the top 10 just twice according to the other four major polls.

2013 Roster

No.	Pitchers	Yr.	B-T	Ht.	Wt.	Hometown
29	Clay Bauer	Jr.	R-R	6-6	211	Livermore, Calif.
31	Matt Boyd	Sr.	L-L	6-3	217	Mercer Island, WA
22	Cole Brocker	Sr.	R-R	6-2	219	Appleton, Wis.
36	Tony Bryant	Sr.	R-R	6-7	221	Kennewick, Wash.
41	Dan Child	Jr.	R-R	6-5	225	Rocklin, Calif.
19	Max Engelbrekt	Fr.	L-L	6-3	197	Seattle, Wash.
11	Jace Fry	So.	L-L	6-0	194	Beaverton, Ore.
18	Brandon Jackson	Jr.	R-R	6-0	185	Roseburg, Ore.
23	Andrew Moore	Fr.	R-R	5-11	180	Eugene, Ore.
25	Tyler Painton	Jr.	L-L	6-4	201	Bakersfield, Calif.
44	Zack Reser	So.	L-L	6-1	201	Beaverton, Ore.
37	Carlos Rodriguez	So.	L-L	6-1	205	Kapolei, Hawai'i
24	Scott Schultz	Jr.	R-R	6-3	211	Gig Harbor, Wash.
26	Taylor Starr	Sr.	R-R	6-2	210	Longview, Wash.
28	Ben Wetzler	Jr.	L-L	6-1	209	Clackamas, Ore.
No.	Catchers	Yr.	B-T	Ht.	Wt.	Hometown
50	Beau Day	Jr.	R-R	6-0	230	Gresham, Ore.
6	Nate Esposito	So.	R-R	5-11	190	Granite Bay, Calif.
13	Jake Rodriguez	Jr.	R-R	5-9	200	Elk Grove, Calif.
No.	Infielders	Yr.	B-T	Ht.	Wt.	Hometown
15	Jerad Casper	Jr.	R-R	6-0	204	Maple Valley, WA
16	Gabe Clark	Fr.	R-R	6-0	210	Riverside, Calif.
9	Danny Hayes	Sr.	L-R	6-4	209	Rancho Murieta, CA
3	Kavin Keyes	Jr.	S-R	5-11	200	Sandy, Utah
7	Paul Martinez	Fr.	L-R	5-10	170	Riverside, Calif.
14	Andy Peterson	Jr.	R-R	5-10	170	La Palma, Calif.
1	Tyler Smith	Sr.	R-R	6-0	194	Thousand Oaks, CA
No.	Outfielders	Yr.	B-T	Ht.	Wt.	Hometown
33	Ryan Barnes	Sr.	R-R	5-11	205	West Linn, Ore.
8	Michael Conforto	So.	L-R	6-2	215	Woodinville, Wash.
10	Dylan Davis	So.	R-R	6-0	210	Redmond, Wash.
4	Max Gordon	Sr.	L-L	5-8	170	Ashland, Ore.
40	Jeff Hendrix	Fr.	L-R	5-11	181	Corvallis, Ore.
30	Ryan Howell	So.	R-R	5-10	200	Brentwood, Calif.
17	Joey Jansen	So.	L-L	5-11	175	Kennewick, Wash.
35	Joey Matthews	Sr.	R-R	5-10	193	Vacaville, Calif.
12	Nick Rulli	Jr.	R-R	6-1	185	Lake Oswego, Ore.
20	Zane Yanzick	So.	R-R	6-3	198	Beaverton, Ore.

Head Coach: Pat Casey

Assistant Coach: Pat Bailey

Assistant Coach: Andy Jenkins

Assistant Coach: Nate Yeskie

Undergraduate Assistant Coaches: Dallas Buck, Dylan Jones

Director of Operations: Ron Northcutt

Assistant Director of Operations: Patrick McLaughlin

Athletic Trainer: David Stricklin

Managers: Ryley Croghan, Peyton Gastellum, Brian Richardson

Athletic Communications: Hank Hager

Radio Broadcaster: Mike Parker

Video: Jeff Taylor



Corvallis Regional

May 31 • Corvallis, Ore.

UTSA 4
Oregon State 5

UTSA 1 0 0 0 0 1 1 1 0 - 4 6 1
 Oregon State 0 0 0 1 0 2 0 0 2 - 5 9 2
 WP-Engelbrekt, Max (5-1)
 LP-Sims, Matt (6-3)
 T-3:37 A-3222

June 1 • Corvallis, Ore.

Oregon State 3
UC Santa Barbara 2

Oregon State 0 1 0 0 0 1 0 0 1 - 3 10 0
 UCSB 0 1 1 0 0 0 0 0 0 - 2 5 2
 WP-Moore, Andrew (13-1)
 SV-Engelbrekt, Max (5)
 LP-Mahle, Greg (7-5)
 T-3:23 A-3535
 HR OSU - Barnes, Ryan

June 2 • Corvallis, Ore.

Oregon State 6
Texas A&M 1

Oregon State 0 0 0 0 1 0 2 0 3 - 6 14 0
 Texas A&M 1 0 0 0 0 0 0 0 0 - 1 4 2
 WP-Wetzler, Ben (8-1)
 LP-Jester, Jason (3-4)
 T-3:02 A-3362

Corvallis Super Regional

June 8 • Corvallis, Ore.

Kansas State 6
Oregon State 2

10 Innings
 Kansas State 0 0 0 0 0 1 0 0 1 4 - 6 13 1
 Oregon State 0 0 0 2 0 0 0 0 0 0 - 2 7 2
 WP-Matthys, Jake (9-1)
 LP-Fry, Jace (0-1)
 T-3:48 A-3574

June 9 • Corvallis, Ore.

Oregon State 12
Kansas State 4

Oregon State 5 2 2 0 1 0 1 0 1 - 12 21 1
 Kansas State 0 1 0 2 0 0 0 0 1 - 4 6 1
 WP-Moore, Andrew (14-1)
 LP-McFadden, Blake (6-3)
 T-3:28 A-3602
 HR OSU-Conforto, Michael (11); Davis, Dylan (5)
 HR KSU-King, Jared (7)

June 10 • Corvallis, Ore.

Oregon State 4
Kansas State 3

Oregon State 0 2 0 1 1 0 0 0 0 - 4 6 0
 Kansas State 0 0 0 0 0 1 0 0 2 - 3 11 2
 WP-Wetzler, Ben (9-1)
 SV-Boyd, Matt (1)
 LP-Matthys, Jake (9-2)
 T-3:25 A-3564
 HR OSU-Hayes, Danny (6)

2013 Postseason Statistics

Player	AVG	G/GS	AB	R	H	RBI	2B	3B	HR	BB	SO	SB-ATT	SLG	OBA
Matthews, Joey	.500	2/0	2	1	1	0	1	0	0	0	0	0-0	1.000	.000
Keyes, Kevin	.357	10/10	42	6	15	4	1	1	0	1	6	1-1	.429	.364
Smith, Tyler	.318	10/10	44	6	14	5	3	0	0	5	4	0-0	.386	.388
Barnes, Ryan	.317	10/10	41	6	13	4	1	0	1	2	4	1-1	.415	.364
Conforto, Michael	.310	10/10	42	6	13	5	6	0	2	4	10	0-1	.595	.396
Peterson, Andy	.293	10/10	41	8	12	2	0	0	0	0	4	3-3	.293	.310
Davis, Dylan	.286	10/10	42	7	12	8	2	0	1	3	7	1-2	.405	.362
Hayes, Danny	.263	10/10	38	5	10	8	3	0	1	6	8	0-0	.421	.378
Hendrix, Jeff	.250	4/1	4	0	1	0	0	0	0	0	0	0-0	.250	.250
Rodriguez, Jake	.235	10/10	34	1	8	4	2	0	0	6	10	0-1	.294	.357
Gordon, Max	.167	9/9	24	3	4	3	0	0	0	3	3	1-1	.167	.286
Jansen, Joey	.000	1/0	1	0	0	0	0	0	0	0	1	0-0	.000	.000
Totals	.290	10/10	355	49	103	43	19	1	5	30	57	7-10	.392	.359

Pitcher	ERA	W-L	SV	G/GS	CG	SH	IP	H	R	ER	BB	SO	AVG	HR
Engelbrekt, Max	0.00	1-0	1	3/0	0	0	3.0	0	0	0	2	3	.000	0
Starr, Taylor	0.00	0-0	0	1/0	0	0	0.2	1	0	0	1	0	.500	0
Schultz, Scott	1.69	0-0	0	5/0	0	0	5.1	2	1	0	0	3	.292	0
Boyd, Matt	1.80	1-1	1	5/3	1	1	25.0	17	5	5	9	24	.202	0
Wetzler, Ben	2.74	3-0	0	3/3	1	0	23.0	21	7	7	11	21	.256	0
Moore, Andrew	3.86	2-1	0	4/4	0	0	28.0	26	14	12	7	17	.255	2
Fry, Jace	5.40	0-1	0	2/0	0	0	5.0	6	3	3	0	1	.316	0
Child, Dan	99.00	0-0	0	1/0	0	0	0.0	2	2	2	1	0	1.000	0
Totals	3.00	7-3	2	10/10	2	1	90.0	80	33	30	31	69	.246	2

College World Series

June 15 • Omaha, Neb.

Mississippi State 5
Oregon State 4

Miss. State 0 3 0 0 0 0 0 2 0 - 5 8 2
 Oregon State 2 0 0 1 1 0 0 0 0 - 4 10 1
 WP-Mitchell, Ross (13-0)
 SV-Holder, Jonathan (19)
 LP-Boyd, Matt (10-4)
 T-3:10 A-24473

June 17 • Omaha, Neb.

Louisville 4
Oregon State 11

Louisville 0 0 0 0 1 0 3 0 0 - 4 12 4
 Oregon State 0 0 3 7 0 0 1 0 X - 11 11 1
 WP-Wetzler, Ben (10-1)
 LP-Thompson, Jeff (11-2)
 T-3:30 A-18980

June 19 • Omaha, Neb.


Oregon State 1
Indiana 0

Oregon State 0 0 0 1 0 0 0 0 0 - 1 7 0
 Indiana 2 0 0 0 0 0 0 0 0 - 0 4 0
 WP-Boyd, Matt (11-4)
 LP-Slegers, Aaron (9-2)
 T-2:45 A-26035

June 21 • Omaha, Neb.

Oregon State 1
Mississippi State 4

Oregon State 0 0 0 0 0 1 0 0 0 - 1 8 1
 Miss. State 0 0 0 1 3 0 0 0 0 - 4 11 0
 WP-Graveman, Kendall (8-5)
 SV-Holder, Jonathan (21)
 LP-Moore, Andrew (14-2)
 T-2:32 A-18868
 HR MSU-Renfro, Hunter





2007 National Champions Beavers Go Back-To-Back

The 2007 season was a special year for the Oregon State baseball team. The Beavers became just the fifth NCAA team to win back-to-back titles, and did so on the heels of their third consecutive trip to the College World Series in Omaha.

Oregon State was led by two of the most recognizable players in school history in Mitch Canham and Darwin Barney. OSU was buoyed on the mound by Mike Stutes, who ended the season with 12 victories - three came in the postseason, including two in the College World Series. The Beavers were blessed with a cast of players that included Joe Paterson, Daniel Turpen, Eddie Kunz, Jordan Lennerton, John Wallace, Joey Wong and others, who truly embraced the team concept and helped deliver spectacular performances throughout the College World Series and the postseason.

The Beavers swept through the postseason, going 11-1 en route to their second straight national championship.

- Oregon State trailed for just one inning during the College World Series, which consisted of a little less than 45 full innings for the Beavers. North Carolina held a 1-0 lead after one inning in the final game, but the Beavers answered back with three runs in the second to help boost them to the 9-3 win.

- Oregon State became the first team ever to win four straight CWS games by at least six runs. The Beavers' closest victory came in their first game, a 3-2 victory over Cal State Fullerton.

- Oregon State became just the sixth NCAA team to sweep its way through the College World Series. And OSU was the back-to-back title holder since the NCAA went to a best-of-three championship series.

- Jorge Reyes was named the College World Series Most Outstanding Player. Reyes went 2-0 at the World Series, defeating Cal State Fullerton and North Carolina.

- Oregon State opened the postseason as the No. 3 seed at the Charlottesville Regional on the campus of the University of Virginia. By winning the College World Series, Oregon State became the first No. 3 seed to do so.

- The Beavers opened postseason play by defeating Rutgers, 5-1. They lost their next game in 13 innings to Virginia, 7-4, but then went on win their next 10 games, the final one coming in Omaha.

- Oregon State came from a 3-0 deficit in the final game of the Charlottesville Regional to advance to a Super Regional against Michigan. Against UVA, OSU scored four runs in the final two innings and held on through a Joe Paterson victory to advance.

- The Beavers one-hit Michigan in the first game of the Super Regional at Goss Stadium, and scored a run in the ninth for the win. OSU dominated the second game, 8-2, to advance to the College World Series.

- Oregon State pitchers posted an incredible 2.57 earned run average through the post-season. Opponents hit just .210 against them and collected only 83 hits in 112 innings.

- Oregon State returned to Parker Plaza on the OSU campus after returning from Omaha and celebrated the second title in front of an estimated crowd of 6,000.

- Fifteen players on the championship squad would end up being drafted by Major League clubs at some point during their tenure at Oregon State. Two more ended up signing contracts as undrafted free agents.

- OSU finished the season with 49 victories, one off tying the school record.

2007 Roster

No.	Pitchers	Yr.	B-T	Ht.	Wt.	Hometown
32	Reed Brown	Jr.	R-R	6-4	210	Edmonds, Wash.
24	Brian Budrow	So.	R-R	6-3	220	Glendale, Ariz.
36	Bryn Card	Fr.	L-L	6-3	195	Klamath Falls, Ore.
30	Kyle Foster	Jr.	L-L	6-2	190	Castle Rock, Wash.
18	Mark Grbavac	So.	R-R	6-0	180	Portland, Ore.
	Chad Hegdahl	So.	L-L	6-2	180	Ashland, Ore.
4	Greg Keim	Sr.	R-R	5-11	175	Ontario, Ore.
2	Blake Keitzman	Fr.	L-L	5-11	170	Roseburg, Ore.
38	Josh Keller	So.	R-R	6-4	240	Portland, Ore.
44	Eddie Kunz	Jr.	R-R	6-6	250	Portland, Ore.
17	Anton Maxwell	Sr.	L-L	5-9	185	Anchorage, AK
19	Jake McCormick	Sr.	R-R	6-3	220	Marysville, Calif.
	Chad Nading	Fr.	R-R	6-5	210	Anchorage, AK
26	Joe Paterson	Jr.	L-L	6-1	205	McMinnville, Ore.
	Tyrell Poggemeyer	Fr.	R-R	6-1	180	Lowell, Ore.
23	Jorge Reyes	Fr.	R-R	6-2	175	Warden, Wash.
	Kraig Sitton	Fr.	L-L	6-5	170	McMinnville, Ore.
31	Alex Sogard	Fr.	L-L	6-3	210	Phoenix, Ariz.
33	Mike Stutes	Jr.	R-R	6-1	185	Lake Oswego, Ore.
28	Daniel Turpen	Jr.	R-R	6-4	215	McMinnville, Ore.
No.	Catchers	Yr.	B-T	Ht.	Wt.	Hometown
12	Erik Ammon	Jr.	R-R	5-11	195	Salem, Ore.
11	Mitch Canham	Jr.	L-R	6-2	212	Lake Stevens, Wash.
27	Ryan Ortiz	Fr.	R-R	6-3	185	San Diego, Calif.
39	Dale Solomon	Fr.	R-R	5-11	220	Moreno Valley, CA
No.	Infielders	Yr.	B-T	Ht.	Wt.	Hometown
6	Darwin Barney	Jr.	R-R	5-10	173	Beaverton, Ore.
	Hunter Beaty	Fr.	S-R	6-0	155	Mercer Island, WA
14	Brett Casey	Fr.	S-R	6-1	180	Corvallis, Ore.
16	Jackson Evans	Fr.	R-L	6-1	170	Vancouver, Wash.
29	Drew George	Jr.	S-R	6-2	181	Lebanon, Ore.
34	Joey Lakowske	Fr.	L-R	6-2	195	Corvallis, Ore.
15	Lonnie Lechelt	Jr.	R-R	6-0	195	Kennewick, Wash.
37	Jordan Lennerton	Jr.	L-L	6-2	230	Langley, B.C.
8	Jason Ogata	So.	R-R	6-0	190	Portland, Ore.
	Joe Pratt	Fr.	R-R	6-0	190	Monmouth, Ore.
1	Joey Wong	Fr.	L-R	5-10	160	Salem, Ore.
No.	Outfielders	Yr.	B-T	Ht.	Wt.	Hometown
	Scott Berke	Fr.	R-R	5-11	180	Las Vegas, Nev.
20	Chris Hopkins	Jr.	R-R	5-11	170	Oakland, Calif.
22	Koa Kahalehoe	So.	L-L	5-9	185	Las Vegas, Nev.
3	Mike Lissman	Sr.	R-L	6-0	215	Ontario, Ore.
21	Scott Santschi	Sr.	L-R	6-0	190	Vancouver, Wash.
35	John Wallace	So.	L-R	6-0	205	Reno, Nev.
9	Braden Wells	Jr.	R-R	6-0	205	Glendale, Ariz.

Head Coach: Pat Casey
Associate Head Coach: Dan Spencer
Assistant Coach: Marty Lees
Assistant Coach: David Wong
Undergraduate Assistant Coach: Kurt Steele
Athletic Trainer: David Stricklin
Assistant Athletic Trainer: Keita Shimada
Managers: Peter Hughes, Brian Pecor
Administrative Assistants: Stephanie Kondos, Lexi Crawford
Head Groundskeeper: Al Kirk
Sports Information: Kip Carlson
Radio Broadcaster: Mike Parker



Charlottesville Regional

June 1 • Charlottesville, Va.

Oregon State 5
Rutgers 1

Oregon State 0 1 1 0 3 0 0 0 0 - 5 11 1
 Rutgers 1 0 0 0 0 0 0 0 0 - 1 7 1
 WP-Paterson, Joe (8-6)
 SV-Turpen, Daniel (1)
 LP-Healing, Steve (10-4)
 T-2:23 A-2097

June 2 • Charlottesville, Va.

Virginia 7
Oregon State 4

13 Innings
 Virginia 1 0 0 0 1 0 0 1 0 0 3 - 7 11 0
 Oregon State 2 0 0 0 1 0 0 0 1 0 0 - 4 10 2
 WP-Lambert, Casey (3-2)
 LP-Kunz, Eddie (2-1)
 T-4:53 A-3212
 HR OSU - Barney, Darwin

June 4 • Charlottesville, Va.

Rutgers 2
Oregon State 5

Rutgers 0 0 0 0 1 1 0 0 0 - 2 7 3
 Oregon State 1 0 0 2 0 1 1 0 X - 5 11 4
 WP-Reyes, Jorge (5-3)
 SV-Turpen, Daniel (2)
 LP-Giannini, Matt (5-5)
 T-2:55 A-1984
 HR OSU - Lechelt, Lonnie
 HR RUT - Meade, Frank

June 4 • Charlottesville, Va.

Oregon State 5
Virginia 3

Oregon State 0 0 0 0 0 1 0 3 1 - 5 11 1
 Virginia 0 0 0 0 3 0 0 0 0 - 3 5 4
 WP-Paterson, Joe (9-6)
 LP-Schwimer, Michael (3-1)
 T-3:08 A-3212
 HR OSU - Hopkins, Chris; Lennerton, Jordan

June 5 • Charlottesville, Va.

Virginia 3
Oregon State 7

Virginia 0 3 0 0 0 0 0 0 0 - 3 7 1
 Oregon State 2 3 0 0 0 2 0 0 X - 7 12 1
 WP-Kunz, Eddie (3-1)
 SV-Paterson, Joe (1)
 LP-Lambert, Casey (3-3)
 T-3:04 A-2389
 HR OSU - Lechelt, Lonnie

Corvallis Super Regional

June 10 • Corvallis, Ore.

Oregon State 1
Michigan 0

Oregon State 0 0 0 0 0 0 0 0 1 - 1 1 0
 Michigan 0 0 0 0 0 0 0 0 0 - 0 4 0
 WP-Paterson, Joe (10-6)
 SV-Kunz, Eddie (11)
 LP-Putnam, Zach (8-5)
 T-2:32 A-3284

2007 Postseason Statistics

Player	AVG	G/GS	AB	R	H	RBI	2B	3B	HR	BB	SO	SB-ATT	SLG	OBA
Santschi, Scott	.417	9/8	24	4	10	7	2	0	1	7	2	0-0	.625	.548
Wallace, John	.364	9/6	22	6	8	6	1	2	0	3	8	2-2	.591	.423
Barney, Darwin	.347	12/12	49	10	17	11	2	0	2	7	4	3-3	.510	.431
Wong, Joey	.340	12/12	47	8	16	7	2	0	0	4	11	0-0	.383	.415
Ogata, Jason	.308	9/6	26	0	8	7	0	0	0	2	7	1-1	.308	.345
Hopkins, Chris	.294	12/12	51	14	15	4	3	0	1	6	6	4-5	.412	.390
Lissman, Mike	.279	12/12	43	9	12	8	1	0	2	10	7	2-2	.442	.426
Wells, Braden	.263	12/4	19	4	5	0	0	0	0	1	7	2-3	.263	.333
Lechelt, Lonnie	.256	12/12	43	7	11	3	4	1	2	2	17	3-3	.535	.304
Canham, Mitch	.250	12/11	48	4	12	6	0	0	1	4	12	1-1	.313	.339
Lennerton, Jordan	.244	12/12	45	11	11	6	1	0	4	6	14	0-0	.533	.333
Ammon, Erik	.000	2/1	1	0	0	0	0	0	0	1	0	0-0	.000	.500
Kahalehoe, Koa	.000	5/0	1	0	0	0	0	0	0	0	0	0-0	.000	.000
Ortiz, Ryan	.000	1/0	0	0	0	0	0	0	0	0	0	0-0	.000	1.000
Totals	.298	12/12	419	77	125	65	16	3	13	53	95	18-20	.444	.389

Pitcher	ERA	W-L	SV	G/GS	CG	SH	IP	H	R	ER	BB	SO	AVG	HR
Grbavac, Mark	0.00	0-0	0	4/0	0	0	3.1	3	0	0	3	4	.250	0
Maxwell, Anton	0.00	0-0	0	2/0	0	0	0.2	0	0	0	1	0	.000	0
Keim, Greg	0.00	0-0	0	1/0	0	0	0.2	1	0	0	0	1	.333	0
Paterson, Joe	1.11	3-0	2	9/1	0	0	24.1	16	4	3	2	20	.190	1
Turpen, Daniel	1.96	1-0	2	4/2	0	0	18.1	12	4	6	6	14	.188	0
Reyes, Jorge	2.13	3-0	0	4/4	0	0	25.1	20	6	6	7	11	.220	2
Kunz, Eddie	3.24	1-1	2	5/0	0	0	8.1	7	4	3	3	3	.241	0
Stutes, Mike	4.50	3-0	0	5/5	0	0	30.0	22	15	15	17	28	.202	3
Keitzman, Blake	9.00	0-0	0	2/0	0	0	1.0	3	1	1	0	0	1.500	0
Totals	2.57	11-1	6	12/12	0	1	112.0	83	34	32	39	82	.210	6

June 11 • Corvallis, Ore.

Michigan 2
Oregon State 8

Michigan 0 0 0 0 0 1 0 0 1 - 2 4 0
 Oregon State 0 4 0 0 3 0 0 1 X - 8 8 0
 WP-Stutes, Mike (10-4)
 LP-Wilson, Mike (7-1)
 T-3:00 A-3178
 HR MICH - Rose, Eric 2

College World Series

June 16 • Omaha, Neb.

Oregon State 3
Cal-State Fullerton 2

Oregon State 1 1 0 0 0 0 1 0 0 - 3 7 1
 CSF Fullerton 0 1 0 0 0 0 1 0 - 2 6 1
 WP-Reyes, Jorge (6-3)
 SV-Kunz, Eddie (12)
 LP-Roemer, Wes (11-7)
 T-2:59 A-26559
 HR OSU - Lissman, Mike; Santschi, Scott
 HR CSUF - Mahin, Nick

June 18 • Omaha, Neb.

Arizona State 6
Oregon State 12

Arizona State 0 1 0 0 0 0 4 0 1 - 6 7 2
 Oregon State 2 4 1 1 3 0 0 X - 12 18 1
 WP-Stutes, Mike (11-4)
 LP-Flores, Brian (11-2)
 T-3:34 A-21692
 HR OSU - Lissman, Mike; Lennerton, Jordan

June 20 • Omaha, Neb.

UC Irvine 1
Oregon State 7

UC Irvine 0 0 0 1 0 0 0 0 0 - 1 5 1
 Oregon State 0 0 4 0 1 0 1 1 X - 7 11 0
 WP-Turpen, Daniel (10-1)
 LP-Bergman, Christian (0-4)
 T-2:59 A-29921
 HR OSU - Canham, Mitch

June 23 • Omaha, Neb.

North Carolina 4
Oregon State 11

North Carolina 0 0 0 2 0 1 1 0 - 4 12 2
 Oregon State 0 2 1 0 1 2 4 1 X - 11 12 2
 WP-Reyes, Jorge (7-3)
 SV-Paterson, Joe (2)
 LP-White, Alex (6-7)
 T-3:17 A-26887
 HR OSU - Lennerton, Jordan
 HR UNC - Johnson, Benji

June 24 • Omaha, Neb.

Oregon State 9
North Carolina 3

Oregon State 0 3 1 0 1 0 2 0 2 - 9 13 0
 North Carolina 0 1 0 1 0 0 0 0 - 3 9 2
 WP-Stutes, Mike (12-4)
 LP-Putkonen, Luke (8-2)
 T-3:29 A-25012
 HR OSU - Barney, Darwin; Lennerton, Jordan
 HR UNC - Ackley, Dustin



2006 National Champions OSU Wins Its First Title

Oregon State went to the 2006 College World Series in Omaha as veterans after the Beavers made their second all-time appearance at the CWS in 2005.

The Beavers returned a number of players who made the 2005 appearance, and who were bounced after two games. That left them hungry, knowing they wanted more. And in 2006, they did not disappoint as Oregon State went 6-2 over eight games in Omaha to claim its first national championship.

The Beavers dispatched of North Carolina in the national title series. Oregon State lost to the Tar Heels, 4-3, in the first game, and saw itself behind UNC, 5-0, after three-and-a-half innings, but the Beavers scored seven in the bottom of the fourth and forced a third game after an 11-7 victory. A North Carolina error in the eighth gave the Beavers a run, breaking a 2-2 tie in the deciding game, and ultimately, the victory.

That national championship victory made the Beavers the first NCAA title holder from the Pacific-10 Conference since USC in 1998.

- Oregon State became the first team from the Pacific Northwest to win the national title, and the first from the northern part of the country to win it in 40 years.

- The Beavers were the first team to ever face six elimination games at the College World Series. And OSU became the first national championship club to win despite losing two games in Omaha.

- Oregon State opened its trip in Omaha by losing to Miami, 11-1. By virtue of that loss, the Beavers became just the second team in the last 25 years to win the title after losing their first game.

- Right-handed starter Jonah Nickerson was named the Most Outstanding Player of the College World Series. He made three CWS appearances, throwing 21 2/3 innings, allowing just four runs (two earned), 12 hits and four walks. Nickerson struck out 19.

- Nickerson ended the postseason with a 4-0 record, winning at least one game in the NCAA Regional, NCAA Super Regional and College World Series. He threw 36 2/3 innings over five games and allowed just 20 hits to go along with 34 strikeouts and a 1.23 ERA.

- Nickerson paced the Oregon State pitching staff, which saw eight pitchers contribute in the postseason run. Only one pitcher had an ERA above 5.00, and the team combined to limit opponents to a .219 batting average.

- Offensively, the Beavers finished with a .302 average as a team through 13 postseason games. Tyler Graham paced the way for the Beavers with a .426 batting average while Bill Rowe was close behind with a .419 mark. His 18 runs batted in led the team.

- Oregon State opened the postseason by hosting an NCAA Regional and the Beavers outscored their opponents - Wright State, Kansas and Hawai'i - by a combined 28-9 mark. Oregon State never trailed during regional play.

- The Beavers defeated Stanford, 4-3, to open Super Regional play at Goss in the next round, then shut out the Cardinal, 15-0, in the second game to advance to Omaha. The 15-run win marked the second-biggest in the school's postseason history and was just the second shutout ever thrown, at the time, by OSU pitchers in NCAA play.

- Oregon State advanced to the postseason by winning the Pac-10 title and was named a No. 1 seed at its own regional.

- The Beavers ended the 2006 season with 50 victories, a school-record. It eclipsed the previous record of 46 set in 2005.

2006 Roster

No.	Pitchers	Yr.	B-T	Ht.	Wt.	Hometown
42	Bret Bochsler	Fr.	L-L	6-1	170	Redmond, Wash.
32	Reed Brown	So.	R-R	6-4	210	Edmonds, Wash.
2	Dallas Buck	Jr.	R-R	6-3	210	Newberg, Ore.
24	Brian Budrow	Fr.	R-R	6-4	215	Glendale, Ariz.
46	Bryn Card	Fr.	L-L	6-3	175	Klamath Falls, Ore.
18	Mark Grbavac	Fr.	R-R	6-0	180	Portland, Ore.
6	Kevin Gunderson Jr.	R-L	5-10	165		Portland, Ore.
4	Greg Keim	Jr.	R-R	5-11	175	Ontario, Ore.
36	Jon Koller	Sr.	R-R	6-6	230	Carlsbad, Calif.
44	Eddie Kunz	So.	R-R	6-5	250	Portland, Ore.
17	Anton Maxwell Jr.	L-L	5-9	180		Anchorage, Alas.
34	Jonah Nickerson Jr.	R-R	6-1	195		Oregon City, Ore.
26	Joe Paterson	So.	L-L	6-1	195	McMinnville, Ore.
31	Alex Sogard	Fr.	L-L	6-3	200	Phoenix, Ariz.
33	Mike Stutes	So.	R-R	6-1	185	Lake Oswego, Ore.
27	Rob Summers	Fr.	R-R	6-0	188	Beaverton, Ore.
28	Daniel Turpen	So.	R-R	6-4	215	McMinnville, Ore.
No.	Catchers	Yr.	B-T	Ht.	Wt.	Hometown
12	Erik Ammon	So.	R-R	5-11	195	Salem, Ore.
11	Mitch Canham	So.	L-R	6-2	212	Lake Stevens, Wash.
1	Casey Priseman	So.	R-R	6-1	195	Woodinville, Wash.
39	Dale Solomon	Fr.	R-R	5-11	205	Moreno Valley, Calif.
No.	Infielders	Yr.	B-T	Ht.	Wt.	Hometown
10	Darwin Barney	So.	R-R	5-10	175	Beaverton, Ore.
30	Brett Casey	Fr.	S-R	6-0	170	Corvallis, Ore.
16	Cory Ellis	Fr.	R-R	5-7	160	Portland, Ore.
14	Ryan Gipson	Sr.	R-R	5-11	182	Central Point, Ore.
3	Chris Kunda	Sr.	R-R	6-0	175	Philomath, Ore.
15	Lonnie Lechelt	So.	R-R	6-0	193	Kennwick, Wash.
29	Shea McFeely	Sr.	R-R	6-1	210	Federal Way, Wash.
41	Sean Rockey	Fr.	R-R	6-0	180	Sammamish, Wash.
38	Bill Rowe	Jr.	L-L	6-3	230	Ashland, Ore.
No.	Outfielders	Yr.	B-T	Ht.	Wt.	Hometown
40	Derek Engelke	So.	L-L	5-10	175	Newberg, Ore.
9	Cole Gillespie	Jr.	R-R	6-1	200	West Linn, Ore.
21	Tyler Graham	Jr.	R-R	6-1	185	Great Falls, Mont.
22	Koa Kahalehoe	Fr.	L-L	5-10	195	Las Vegas, Nev.
45	Joey Lakowske	Fr.	L-R	6-2	195	Corvallis, Ore.
20	Greg Laybourn	Fr.	R-R	5-10	190	Portland, Ore.
8	Mike Lissman	Jr.	R-R	6-0	200	Ontario, Ore.
19	Jake McCormick Jr.	R-R	6-3	225		Marysville, Calif.
23	Scott Santschi Jr.	L-R	6-0	190		Vancouver, Wash.
37	Geoff Wagner	Sr.	L-L	6-2	215	Redmond, Ore.
35	John Wallace	Fr.	L-R	6-0	200	Reno, Nev.

Head Coach: Pat Casey

Associate Head Coach: Dan Spencer

Assistant Coach: Marty Lees

Volunteer Assistant Coach: David Wong

Director of Operations: Ron Northcutt

Athletic Trainers: David Stricklin, Travis Tims

Managers: Peter Hughes, Brian Pecor

Administrative Assistant: Stephanie Kondos

Academics: Ardell Bailey

Equipment: Tom Williams

Head Groundskeeper: Al Kirk

Sports Information: Kip Carlson

Video: Jeff Taylor

Radio Broadcaster: Mike Parker



Corvallis Regional

June 2 • Corvallis, Ore.

Wright State	3
Oregon State	5

Wright State 0 0 0 0 2 1 0 0 0 - 3 7 1
 Oregon State 1 0 0 2 0 0 0 2 X - 5 9 2
 WP-Kunz, Eddie (2-0)
 SV-Gunderson, Kevin (16)
 LP-Smith, Joe (3-1)
 T-2:39 A-2587
 HR OSU - Gillespie, Cole

June 3 • Corvallis, Ore.

Kansas	3
Oregon State	11

Kansas 0 0 0 0 1 0 0 2 0 - 3 4 1
 Oregon State 0 7 0 2 0 0 0 2 X - 11 11 1
 WP-Nickerson, Jonah (10-4)
 LP-Land, S. (5-7)
 T-2:34 A-2967
 HR OSU - Kunda, Chris 2
 HR KU - Simpson; Price, Ry.

June 4 • Corvallis, Ore.

Oregon State	12
Hawai'i	3

Oregon State 1 0 3 0 1 0 3 4 0 - 12 13 1
 Hawai'i 0 0 0 2 0 1 0 0 0 - 3 9 2
 WP-Stutes, Mike (7-2)
 LP-Daly, Matt (6-2)
 T-3:23 A-2783

Corvallis Super Regional

June 10 • Corvallis, Ore.

Stanford	3
Oregon State	4

Stanford 0 0 2 0 1 0 0 0 0 - 3 8 3
 Oregon State 1 0 2 0 0 0 1 0 X - 4 7 0
 WP-Buck, Dallas (12-2)
 SV-Gunderson, Kevin (17)
 LP-Reynolds, Greg (7-6)
 T-2:46 A-3173
 HR STAN - Rapaport, Jim

June 11 • Corvallis, Ore.

Oregon State	15
Stanford	0

Oregon State 4 0 0 6 0 2 0 2 1 - 15 19 0
 Stanford 0 0 0 0 0 0 0 0 0 - 0 5 1
 WP-Nickerson, Jonah (11-4)
 LP-Gallagher, Nolan (5-5)
 T-2:58 A-3194
 HR OSU - Santschi, Scott

College World Series

June 17 • Omaha, Neb.

Miami	11
Oregon State	1

Miami 2 3 0 0 2 0 0 4 0 - 11 11 0
 Oregon State 0 0 0 0 0 0 0 1 0 - 1 6 1
 WP-Maine, Scott (12-3)
 LP-Buck, Dallas (12-3)

2006 Postseason Statistics

Player	AVG	G/GS	AB	R	H	RBI	2B	3B	HR	BB	SO	SB-ATT	SLG	OBA
Graham, Tyler	.426	13/13	47	13	20	9	2	1	0	3	7	6-7	.511	.500
Rowe, Bill	.419	13/13	43	15	18	18	4	1	1	7	6	0-0	.628	.509
Gillespie, Cole	.388	13/13	49	14	19	7	5	2	2	7	10	1-1	.694	.500
Lissman, Mike	.313	6/5	16	2	5	2	1	0	0	1	2	2-2	.375	.389
Wallace, John	.293	11/11	41	7	12	4	0	0	0	3	13	2-2	.293	.356
Canham, Mitch	.289	13/13	45	3	13	11	4	0	0	3	10	3-3	.378	.340
Barney, Darwin	.259	13/13	54	7	14	7	0	0	0	6	6	2-4	.259	.328
McFeely, Shea	.250	13/13	48	5	12	8	2	0	2	3	8	0-0	.417	.321
Kunda, Chris	.229	13/13	48	13	11	11	3	0	2	8	4	0-0	.417	.328
Gipson, Ryan	.200	3/2	5	2	1	1	1	0	0	2	1	0-0	.400	.429
Santschi, Scott	.154	10/8	26	4	4	2	1	0	1	7	8	0-0	.308	.333
Wagner, Geoff	.000	3/0	3	0	0	0	0	0	0	0	2	0-0	.000	.000
Ammon, Erik	.000	3/0	1	0	0	0	0	0	0	0	1	0-0	.000	.000
Kahalehoe, Koa	.000	3/0	1	0	0	0	0	0	0	0	0	0-0	.000	.000
Totals	.302	13/13	427	85	129	80	23	4	8	50	78	16-19	.431	.391

Pitcher	ERA	W-L	SV	G/GS	CG	SH	IP	H	R	ER	BB	SO	AVG	HR
Grbavac, Mark	0.00	0-0	0	1/0	0	0	0.1	1	0	0	0	0	.500	0
Turpen, Daniel	0.87	1-0	0	4/1	0	0	10.1	7	1	1	3	6	.206	0
Nickerson, Jonah	1.23	4-0	0	5/5	0	0	36.2	20	7	5	11	34	.155	3
Paterson, Joe	1.69	0-1	0	5/0	0	0	5.1	2	1	1	3	1	.111	0
Gunderson, Kevin	1.88	1-0	5	8/0	0	0	14.1	8	3	3	2	6	.160	1
Stutes, Mike	4.80	2-0	0	3/3	0	0	15.0	19	8	8	4	10	.306	1
Kunz, Eddie	4.91	1-0	0	7/0	0	0	7.1	6	4	4	3	3	.222	0
Buck, Dallas	5.40	2-1	0	5/4	0	0	26.2	31	16	16	11	22	.290	2
Totals	2.95	11-2	5	13/13	0	0	116.0	94	40	38	37	82	.219	7

T-2:42 A-25417
 HR UM - Raben, Dennis

June 19 • Omaha, Neb.

Oregon State	5
Georgia	3

Oregon State 0 1 1 2 0 0 0 1 0 - 5 12 2
 Georgia 0 0 1 0 1 0 0 1 0 - 3 7 1
 WP-Nickerson, Jonah (12-4)
 SV-Gunderson, Kevin (18)
 LP-Westphal, Mickey (7-3)
 T-2:45 A-17135
 HR UG - Wyatt, Jonathan

June 20 • Omaha, Neb.

Oregon State	8
Miami	1

Oregon State 1 0 4 1 1 0 0 0 1 - 8 13 0
 Miami 0 0 0 0 0 0 1 0 0 - 1 5 1
 WP-Stutes, Mike (8-2)
 LP-Gutierrez, Carlos (9-7)
 T-3:03 A-26241
 HR OSU - McFeely, Shea
 HR UM - Raben, Dennis

June 21 • Omaha, Neb.

Rice	0
Oregon State	5

Rice 0 0 0 0 0 0 0 0 0 - 0 5 0
 Oregon State 0 0 3 0 0 1 1 0 X - 5 7 0
 WP-Turpen, Daniel (3-0)
 LP-Crow, Craig (8-3)
 T-2:54 A-30335
 HR OSU - McFeely, Shea

June 22 • Omaha, Neb.

Oregon State	2
Rice	0

Oregon State 0 1 0 0 1 0 0 0 0 - 2 3 0
 Rice 0 0 0 0 0 0 0 0 0 - 0 2 0
 WP-Nickerson, Jonah (13-4)
 SV-Gunderson, Kevin (19)
 LP-Degerman, Eddie (13-2)
 T-2:29 A-19161

June 24 • Omaha, Neb.

Oregon State	3
North Carolina	4

Oregon State 0 0 1 0 0 2 0 0 0 - 3 9 0
 North Carolina 2 0 0 0 0 1 0 1 X - 4 10 1
 WP-Hovis, Jonathan (8-2)
 SV-Carnigan, Andrew (15)
 LP-Paterson, Joe (1-1)
 T-2:50 A-26808

June 25 • Omaha, Neb.

North Carolina	7
Oregon State	11

North Carolina 0 1 3 1 0 0 2 0 0 - 7 13 0
 Oregon State 0 0 0 7 0 4 0 0 X - 11 14 0
 WP-Gunderson, Kevin (3-2)
 LP-Danford, Matt (7-2)
 T-3:07 A-25046
 HR OSU - Rowe, Bill
 HR UNC - Federowicz, Tim

June 26 • Omaha, Neb.

North Carolina	2
Oregon State	3

North Carolina 0 0 0 2 0 0 0 0 - 2 8 4
 Oregon State 0 0 0 2 0 0 0 1 X - 3 6 1
 WP-Buck, Dallas (13-3)
 SV-Gunderson, Kevin (20)
 LP-Bard, Daniel (9-4)
 T-3:09 A-18565



2005 CWS Participants Beavers Begin 3-Year Run

Oregon State began its magical three-year run to Omaha in 2005, a year that saw the club make many firsts. The Beavers went to the College World Series for the first time in more than 50 years, win the Pacific-10 Conference for the first time and advance to an NCAA Super Regional for the first time.

They did so with a cast of players with an overwhelming Pacific Northwest flavor, including Oregon born Dallas Buck, Kevin Gunderson, Jonah Nickerson, Jacoby Ellsbury and Darwin Barney, among others. Of the 29 players on the roster born in either Oregon or Washington, 13 ended their tenure at Oregon State being drafted by Major League clubs at least once.

The Beavers played their last game in Omaha on June 20, which, at the time, was the latest on the calendar an Oregon State season had ever extended.

- Oregon State went 0-2 in Omaha, but the World Series capped off a magnificent season for the Beavers. Oregon State won its first Pac-10 title by going 19-5 during the regular season. The 19 wins mark a conference record for the Beavers, who won seven of their eight Pac-10 series.

- The Beavers won 46 games, a new single-season school record. It surpassed the previous record of 39 set in 1986.

- The Beavers lost consecutive games only twice; once during the regular season, to Stanford and Arizona, and then in Omaha to Tulane and Baylor.

- Oregon State won five of its six games leading up to the College World Series. The Beavers outscored St. John's and Ohio State, 34-7, in three games at the Corvallis Regional.

- The Beavers advanced to a Super Regional at Goss Stadium, and took 2-of-3 from USC, whom OSU had ended the Pac-10 regular season with. The Beavers advanced to the NCAA College World Series after scoring two runs in the seventh in the third game of the Super Regional.

- Oregon State lost both of its games in Omaha, but the team's pitching staff was stellar. The Beavers allowed just seven runs over two games at Rosenblatt Stadium.

- The Beavers batted .321 as a team through the eight postseason games, and were led by Andy Jenkins' .459 batting average, which stands as the single-best postseason for any Oregon State player.

- The team's pitching staff was anchored by Jonah Nickerson, who went 1-1 with a 2.11 earned run average. Nickerson ended his career with five postseason victories, four a year later, which ties Mike Stutes for most in an OSU career.

- The trip to the postseason was the first in 19 years for Oregon State, which had last appeared in an NCAA Regional in Stillwater, Okla., in 1986. At the time, the eight postseason games played in 2005 was a single-year record for the Beavers.

- Head coach Pat Casey won his first career postseason game on June 3 as the Beavers scored a run in both the eighth and ninth innings for a 4-3 come-from-behind victory over Ohio State.

- Oregon State defeated St. John's, 19-3, in the final game of the Corvallis Regional. The 16-run win still stands as the team's single-largest postseason victory.

- Jacoby Ellsbury, who in 2007 became the first former OSU player to win a MLB World Series, played in all eight games in the 2005 postseason and batted .351 with two doubles, a triple and five stolen bases.

- Thirteen players who played in the 2005 postseason won a title in 2006 with OSU.

2005 Roster

No.	Pitchers	Yr.	B-T	Ht.	Wt.	Hometown
32	Reed Brown	Fr.	R-R	6-4	195	Edmonds, Wash.
2	Dallas Buck	So.	R-R	6-2	190	Newberg, Ore.
38	A.J. Davidson	Jr.	S-L	6-3	200	Florence, Ore.
18	Nate Fogle	Jr.	R-R	6-3	220	Gresham, Ore.
6	Kevin Gunderson	So.	R-L	5-10	160	Portland, Ore.
16	Kevin Joslyn	Sr.	L-L	6-1	185	Spokane, Wash.
	Josh Keller	Fr.	R-R	6-4	230	Portland, Ore.
36	Jon Koller	Jr.	R-R	6-6	235	Carlsbad, Calif.
44	Eddie Kunz	Fr.	R-R	6-4	250	Portland, Ore.
17	Anton Maxwell	So.	L-L	5-9	175	Anchorage, Alas.
19	Jake McCormick	So.	R-R	6-2	220	Marysville, Calif.
34	Jonah Nickerson	So.	R-R	6-1	190	Oregon City, Ore.
4	Kurt Steele	Jr.	R-R	6-2	180	Corvallis, Ore.
27	Rob Summers	Fr.	R-R	6-0	185	Beaverton, Ore.
28	Daniel Turpen	Fr.	R-R	6-4	195	McMinnville, Ore.
No.	Catchers	Yr.	B-T	Ht.	Wt.	Hometown
11	Mitch Canham	So.	L-R	6-2	200	Lake Stevens, Wash.
35	Billy Munich	Jr.	S-R	6-1	225	El Macero, Calif.
20	Casey Priseman	Fr.	R-R	6-1	180	Woodville, Wash.
No.	Infielders	Yr.	B-T	Ht.	Wt.	Hometown
10	Darwin Barney	Fr.	R-R	5-10	170	Beaverton, Ore.
30	Travis Carver	Fr.	L-R	6-3	235	McMinnville, Ore.
	Cory Ellis	Fr.	R-R	5-7	160	Portland, Ore.
14	Ryan Gipson	Jr.	R-R	5-11	180	Central Point, Ore.
8	Andy Jenkins	Sr.	R-R	6-0	200	Salem, Ore.
3	Chris Kunda	Jr.	R-R	6-0	175	Philomath, Ore.
15	Lonnie Lechelt	Fr.	R-R	6-0	190	Kennewick, Wash.
25	Joey Ledesma	Jr.	L-R	6-0	190	Tucson, Ariz.
29	Shea McFeely	Jr.	R-R	6-2	215	Federal Way, Wash.
31	Scott Nelson	Jr.	R-R	6-3	215	Eugene, Ore.
1	Todd Shelton	Jr.	R-R	5-10	185	Bakersfield, Calif.
No.	Outfielders	Yr.	B-T	Ht.	Wt.	Hometown
22	Danny Anderson	Sr.	R-R	6-4	200	Modesto, Calif.
24	Chris Campos	Sr.	L-L	6-1	208	Modesto, Calif.
	Nic Chapin	Jr.	L-L	5-11	185	Oregon City, Ore.
23	Jacoby Ellsbury	Jr.	L-L	6-1	190	Madras, Ore.
40	Joel Evans	Sr.	R-R	6-5	230	Redmond, Wash.
12	Rob Folsom	Fr.	R-R	5-9	180	Medford, Ore.
9	Cole Gillespie	So.	R-R	6-1	200	West Linn, Ore.
21	Tyler Graham	Jr.	R-R	6-0	180	Great Falls, Mont.
26	Mike Lissman	So.	R-L	6-0	195	Ontario, Ore.
37	Geoff Wagner	Jr.	L-L	6-2	215	Redmond, Ore.

Head Coach: Pat Casey
Associate Head Coach: Dan Spencer
Assistant Coach: Marty Lees
Volunteer Assistant Coach: Troy Schader
Athletic Trainer: Matt Toth
Assistant Athletic Trainers: Nathan Dufault, J.R. Tatum
Manager: Peter Hughes
Administrative Assistant: Jenny Siewell
Head Groundskeeper: Al Kirk
Sports Information: Kip Carlson
Radio Broadcaster: Mike Parker



Corvallis Regional

June 3 • Corvallis, Ore.

Ohio State 3
Oregon State 4

Ohio State 0 0 0 1 0 1 1 0 0 - 3 4 0
 Oregon State 0 2 0 0 0 0 0 1 1 - 4 9 2
 WP-Gunderson, Kevin (6-2)
 LP-Meister, Rory (8-2)
 T-2:23 A-2612
 HR OSU - Canham, Mitch; McFeely, Shea

June 4 • Corvallis, Ore.

Oregon State 11
St. John's 1

Oregon State 0 1 0 0 4 1 0 5 0 - 11 14 0
 St. John's 0 0 0 0 0 0 0 0 1 - 1 7 4
 WP-Nickerson, Jonah (9-1)
 LP-Wladkya, Jim (7-3)
 T-2:54 A-2609

June 5 • Corvallis, Ore.

St. John's 3
Oregon State 19

St. John's 0 0 0 0 0 1 2 0 0 - 3 11 0
 Oregon State 0(13) 0 4 2 0 0 0 X -19 22 4
 WP-Maxwell, Anton (11-1)
 LP-Smith, Anthony (1-2)
 T-3:14 A-2532
 HR OSU - Anderson, Danny 2

Corvallis Super Regional

June 11 • Corvallis, Ore.

USC 4
Oregon State 10

USC 2 0 2 0 0 0 0 0 0 - 4 9 8
 Oregon State 1 0 0 2 0 2 0 5 X -10 7 0
 WP-Buck, Dallas (12-1)
 SV-Gunderson, Kevin (14)
 LP-Kennedy, Ian (12-3)
 T-3:44 A-3059
 HR OSU - Jenkins, Andy

June 12 • Corvallis, Ore.

Oregon State 8
USC 9

10 Innings
 Oregon State 0 0 0 2 1 2 3 0 0 0 - 8 10 4
 USC 0 0 0 0 2 1 0 2 3 1 - 9 16 1
 WP-Koss, Paul (4-1)
 LP-Gunderson, Kevin (6-3)
 T-4:14 A-3068
 HR OSU - Anderson, Danny; Canham, Mitch; Gipson, Ryan
 HR USC - Clement, Jeff

2005 Postseason Statistics

Player	AVG	G/GS	AB	R	H	RBI	2B	3B	HR	BB	SO	SB-ATT	SLG	OBA
Jenkins, Andy	.459	8/8	37	9	17	13	2	2	2	0	0	0-0	.784	.475
Canham, Mitch	.353	8/8	34	10	12	9	3	0	2	3	6	1-1	.618	.421
Ellsbury, Jacoby	.351	8/8	37	11	13	6	2	1	0	6	7	5-5	.459	.442
Gipson, Ryan	.333	8/8	24	4	8	7	2	0	1	2	4	2-2	.542	.393
Campos, Chris	.333	5/1	6	1	2	0	0	0	0	2	0	0-0	.333	.500
Kunda, Chris	.333	7/0	3	0	1	2	0	0	0	1	0	0-0	.333	.500
Gillespie, Cole	.321	8/8	28	5	9	4	1	0	0	4	3	1-1	.357	.429
Lissman, Mike	.300	6/2	10	0	3	0	0	0	0	2	1	0-1	.300	.462
McFeely, Shea	.290	8/8	31	8	9	8	3	0	1	4	9	1-1	.484	.378
Anderson, Danny	.286	6/3	14	5	4	6	0	0	3	2	4	0-0	.929	.375
Barney, Darwin	.281	8/8	32	6	9	4	1	0	0	6	5	1-2	.313	.410
Graham, Tyler	.206	8/8	34	5	7	4	0	0	0	3	8	2-3	.206	.270
Wagner, Geoff	.000	3/1	3	1	0	0	0	0	0	1	1	0-0	.000	.250
Lechelt, Lonnie	.000	2/0	0	1	0	0	0	0	0	0	0	0-0	.000	.000
Priseman, Casey	.000	1/0	0	0	0	0	0	0	0	0	0	0-0	.000	.000
Totals	.321	8/8	293	66	94	62	14	3	9	36	48	13-16	.481	.406

Pitcher	ERA	W-L	SV	G/GS	CG	SH	IP	H	R	ER	BB	SO	AVG	HR
Joslyn, Kevin	0.00	0-0	0	1/0	0	0	1.0	1	0	0	0	2	.250	0
Nickerson, Jonah	2.11	1-1	0	3/3	1	0	21.1	21	6	5	2	18	.250	0
Gunderson, Kevin	2.61	1-2	1	5/0	0	0	10.1	10	5	3	2	11	.270	1
Buck, Dallas	2.86	1-0	1	4/3	0	0	22.0	18	10	7	13	9	.231	0
Maxwell, Anton	4.09	1-0	0	2/2	0	0	11.0	11	6	5	7	3	.244	1
Kunz, Eddie	4.50	1-0	0	4/0	0	0	4.0	4	2	2	3	6	.250	1
Fogle, Nate	16.88	0-0	0	3/0	0	0	2.2	6	6	5	1	2	.462	0
Totals	3.36	5-3	2	8/8	1	0	72.1	71	35	27	28	51	.256	3

June 13 • Corvallis, Ore.

USC 8
Oregon State 10

USC 0 0 3 0 0 4 0 1 0 - 8 6 1
 Oregon State 2 1 2 0 2 1 2 0 X -10 17 0
 WP-Kunz, Eddie (2-0)
 SV-Buck, Dallas (1)
 LP-Schlack, Ryan (0-2)
 T-4:00 A-2750
 HR OSU - Jenkins, Andy
 HR USC - Clement, Jeff

College World Series

June 18 • Omaha, Neb.


Oregon State 1
Tulane 3

Oregon State 1 0 0 0 0 0 0 0 0 - 1 6 0
 Tulane 0 0 0 0 0 0 2 1 X - 3 8 0
 WP-Owings, Micah (12-4)
 SV-Latham, Daniel (13)
 LP-Nickerson, Jonah (9-2)
 T-2:43 A-20345
 HR TUL - Southard, Nathan

June 20 • Omaha, Neb.

Baylor 4
Oregon State 3

10 Innings
 Baylor 0 0 0 2 1 0 0 0 0 1 - 4 10 1
 Oregon State 0 2 0 0 1 0 0 0 0 0 - 3 9 2
 WP-Mandel, Jeff (4-0)
 LP-Gunderson, Kevin (6-4)
 T-3:50 A-13000





1952 CWS Participants **OSU Makes First CWS Trip**

Oregon State made its first foray into an NCAA postseason in 1952, and the Beavers also advanced to the College World Series for the first time. Oregon State lost in two games in their inaugural trip to Omaha, but came away with a positive first experience at Omaha Stadium.

The Beavers opened the year by winning the Pacific Coast Conference title and then swept Fresno State in the Western Regional in Corvallis.

“The team of ‘52 was an exceptional collection of raw talent as I look back today,” pitcher Alex Goedhard said years later. “I say raw talent because we had no specialty training. There were no coaches specializing in hitting, fielding, outfield or pitching. There were no physical training regimens for players targeting playing positions outside of daily routine practice. There was no or very little scouting of opposing teams and players.”

- At the Western Regional, on June 7, the Beavers hosted Fresno State in front of a crowd of 4,600, the largest attendance figure to date at what is now Goss Stadium at Coleman Field.

- Oregon State began the season on a high note, winning its first seven games and nine of 10.

- The Beavers had just three losing streaks of two games, with the final one coming in Omaha. Oregon State did not lose consecutive games at home the entire season.

- The 27 victories posted by the Beavers in 1952 set a school single-season record. That record was not surpassed until the 1975 team won 28 games.

- Ralph Coleman was in the midst of his third stint with the team and had another 14 years before ending his illustrious career. Coleman’s two victories in the postseason do not count toward his overall career record, but merely add to 561 victories, then a school record.

- Oregon State’s appearance in Omaha was significant as it was only the sixth-ever College World Series held. The Beavers opened against Duke in just the second-ever meeting between the schools in any sport; the first was in the 1942 Rose Bowl.

- Oregon State used what is now an unusual mode of transportation to arrive in Omaha. The team traveled to Omaha by train on the Union Pacific streamliner City of Portland. The Beavers arrived just after 3 a.m. on a Wednesday.

- Oregon State was the fourth team of what is now known as the Pac-10 to advance to the College World Series. California, USC and Washington State all advanced to Omaha before the Beavers’ first trip in 1952.

- The games were played at what was then known as Omaha Stadium; it is now known as Rosenblatt Stadium. This marked the third year the CWS was held at Rosenblatt.

- Twenty-seven of the 34 players (79.4 percent) listed on the roster hailed from the state of Oregon.

- Oregon State won its first-ever Pacific Coast Conference Championship in 1952. The Beavers defeated USC in two games; winning game one, 12-10, and taking game two, 5-4, with both contests being played in Corvallis.

- Dwane Helbig became Oregon State’s first All-American in 1952 when the American Baseball Coaches Association named him to the second team. He batted .418 with three home runs and 10 RBI in PCC Northern Division games.

- Bailey Brem and Jay Dean, who were both on the 1952 team, earned All-American honors in 1953 and 1954, respectively. Dean was an All-American in 1955 as well. He was OSU’s first two-time All-American.

1952 Roster

No.	Pitchers	Yr.	B-T	Ht.	Wt.	Hometown
14	Bud Berg	Sr.	R-R	6-2	190	Portland, Ore.
	Ralph Coleman Jr.	Jr.	L-L	6-0	155	Corvallis, Ore.
13	Bailey Brem	Jr.	R-R	6-3	185	Portland, Ore.
16	Alex Goedhard	Sr.	R-R	6-2	175	Pasadena, Calif.
2	Don Hopp	Fr.	R-R	6-2	175	Oregon City
	Jim Nierman	So.	R-L	6-0	175	Hillsboro, Ore.
20	Norb Wellman	So.	R-R	6-4	205	Mt. Angel, Ore.
9	Don White	Sr.	R-L	6-1	160	Portland, Ore.
No.	CATCHERS	Yr.	B-T	Ht.	Wt.	Hometown
	Jack Smith	So.	R-R	5-10	180	Ontario, Ore.
11	Jack Stephenson	Fr.	R-R	5-11	172	Tigard, Ore.
19	John Thomas	Sr.	R-R	6-3	215	Newark, N.J.
	Bill Turner	Jr.	R-R	5-9	175	Portland, Ore.
No.	Infielders	Yr.	B-T	Ht.	Wt.	Hometown
	Jack Bowen	Fr.	R-R	5-10	172	Nyssa, Ore.
3	Bobby Buob	Fr.	R-R	5-8	158	Union, N.J.
17	Jay Dean	Fr.	R-L	6-5	210	Nampa, Ida.
	Mel Ediger	So.	R-R	6-0	175	Dallas, Ore.
5	Chuck Fisk	Fr.	R-R	6-0	170	Portland, Ore.
	Connie Holzgang	So.	R-R	5-11	160	Medford, Ore.
10	Cub Houck	Sr.	R-R	6-0	185	Salem, Ore.
4	Danny Johnston	Jr.	R-R	5-11	175	Whittier, Calif.
	Johnny Rearden	Sr.	R-R	5-11	160	Corvallis, Ore.
15	Jim Ruggles	Fr.	L-R	6-0	170	Portland, Ore.
	Doug Wray	Fr.	R-R	5-9	150	The Dalles, Ore.
	Jim Walker	So.	L-L	5-10	155	L-Beach, Calif.
No.	Outfielders	Yr.	B-T	Ht.	Wt.	Hometown
8	Pete Goodbrod	Sr.	L-R	5-10	160	Salem, Ore.
7	Dwane Helbig	So.	R-R	6-0	195	Portland, Ore.
	Jim Jenks	Jr.	R-R	6-0	168	Albany, Ore.
	Ralph Krafve	Sr.	L-R	6-2	185	Portland, Ore.
12	Ed Nelson	Sr.	R-R	5-10	165	Corvallis, Ore.
	Jack Pinion	So.	R-R	5-10	195	Reedsport, Ore.
18	Bud Shirtcliff	Jr.	R-R	6-3	200	M-Creek, Ore.
	Dick Wilson	Fr.	L-L	5-11	165	Nyssa, Ore.
	Jim Withrow	Fr.	R-R	5-10	160	Van Nuys, Calif.
	Bob Thoman	Jr.	R-R	6-4	175	Corvallis, Ore.

Head Coach: Ralph Coleman
Assistant Coach: Paul Valenti
Manager: Ken Boshears

COLLEGE WORLD SERIES



•
**8 TOP
 COLLEGE
 TEAMS**
 •

The ROSE BOWL of COLLEGE BASEBALL

OMAHA STADIUM
June 12-13-14-15-16

Get Tickets Now at **RUSSELL SPORTS**, 1816 Farnam Street, Omaha

Oregon State In The Postseason

All-Time Record: 72-41 (.637)
NCAA Regional Record: 39-25 (.609)
NCAA Super Regional Record: 12-4 (.750)
NCAA CWS Record: 21-12 (.636)
NCAA Appearances (20): 1952, 1962, 1963, 1983, 1985, 1986, 2005, 2006, 2007, 2009, 2010, 2011, 2012, 2013, 2014, 2015, 2017, 2018, 2019, 2021
Super Regional Appearances (7): 2005, 2006, 2007, 2011, 2013, 2017, 2018
College World Series Appearances (7): 1952, 2005, 2006, 2007, 2013, 2017, 2018

Head Coaches And The Postseason

Coach	Overall	Reg.	Super	CWS
Ralph Coleman	3-6	3-4	0-0	0-2
Jack Riley	2-6	2-6	0-0	0-0
Pat Casey	64-25	31-11	12-4	21-10
Pat Bailey	0-2	0-2	0-0	0-0
Mitch Canham	3-2	3-2	0-0	0-0

Postseason Superlatives

Most Runs: 19, vs. St. John's (6/5/05)
Most Runs Allowed: 17, vs. Stanford (5/24/85)
Fewest Runs: 0, vs. Stanford (5/27/83)
Fewest Runs Allowed: 0, 9 times
Win Streak: 10 games (6/4-6/24/07)
Most Wins (Pitcher): 5; Stutes, Nickerson
Largest Attendance (Reg.): 11,535 (6/2/12)
Largest Attendance (Super): 4,025 (6/9/18)
Largest Attendance (CWS): 30,335 (6/21/06)

All-Time Versus Opponents

Opponent	Overall	Reg.	Super	CWS
Arizona State	1-0	0-0	0-0	1-0
Arkansas	3-2	1-1	0-0	2-1
Baylor	0-1	0-0	0-0	0-1
Belmont	1-0	1-0	0-0	0-0
Cal-State Fullerton	2-0	0-0	0-0	2-0
Cincinnati	0-1	0-1	0-0	0-0
Creighton	1-1	1-1	0-0	0-0
Dallas Baptist	1-3	1-3	0-0	0-0
Duke	0-1	0-0	0-0	0-1
Florida	0-1	0-1	0-0	0-0
Florida Atlantic	1-1	1-1	0-0	0-0
Fresno State	2-0	2-0	0-0	0-0
Georgia	2-0	1-0	0-0	1-0
Hawaii	1-0	1-0	0-0	0-0
Holy Cross	1-0	1-0	0-0	0-0
Indiana	1-0	0-0	0-0	1-0
Kansas	1-0	1-0	0-0	0-0
Kansas State	2-1	0-0	2-1	0-0
Louisiana-Monroe	1-0	1-0	0-0	0-0
Louisville	1-0	0-0	0-0	1-0
LSU	3-4	2-2	0-0	1-2
McNeese	1-0	1-0	0-0	0-0
Miami (Fla.)	1-1	0-0	0-0	1-1
Michigan	2-0	0-0	2-0	0-0
Minnesota	2-0	0-0	2-0	0-0
Mississippi State	2-2	0-0	0-0	2-2
North Carolina	5-2	0-0	0-0	5-2
North Dakota State	1-0	1-0	0-0	0-0
Northwestern State	1-0	0-0	0-0	0-0
Ohio State	1-0	1-0	0-0	0-0
Pepperdine	0-1	0-1	0-0	0-0
Rice	2-0	0-0	0-0	2-0
Richmond	1-0	1-0	0-0	0-0
Rutgers	2-0	2-0	0-0	0-0
Santa Clara	0-2	0-2	0-0	0-0

Opponent	Overall	Reg.	Super	CWS
Stanford	2-3	0-3	2-0	0-0
St. John's	2-0	2-0	0-0	0-0
TCU	1-2	1-2	0-0	0-0
Texas	1-1	1-0	0-0	0-1
Texas A&M	3-0	3-0	0-0	0-0
Tulane	0-1	0-0	0-0	0-1
UALR	1-0	1-0	0-0	0-0
UC-Irvine	2-2	1-2	0-0	1-0
UC Santa Barbara	1-1	1-1	0-0	0-0
UNLV	1-0	1-0	0-0	0-0
USC	3-3	1-2	2-1	0-0
UTSA	1-0	1-0	0-0	0-0
Vanderbilt	2-2	0-0	2-2	0-0
VCU	0-1	0-1	0-0	0-0
Virginia	2-1	2-1	0-0	0-0
Yale	2-0	2-0	0-0	0-0
Washington	1-0	0-0	0-0	1-0
Wright State	1-0	1-0	0-0	0-0



2022 OREGON STATE BASEBALL
POSTSEASON APPEARANCES

Twitter.com/BeaverBaseball
 Instagram.com/BeaverBaseball
 Facebook.com/OregonStateBaseball

1952

Western Regional • Corvallis, Ore.

Date	Result	Opponent	WP	LP	Att.
6/6/52	W, 2-1	Fresno State	White	Bolger	3,200
6/7/52	W, 8-4	Fresno State	Wellman	Bishop	4,600

College World Series • Omaha, Neb.

Date	Result	Opponent	WP	LP	Att.
6/12/52	L, 7-18	Duke	Lewis	Goedhard	
6/13/52	L, 1-10	Texas	Robertson	Wellman	

1962

Western Regional • Santa Clara, Calif.

Date	Result	Opponent	WP	LP	Att.
	L, 1-8	Santa Clara			
	L, 5-7	Santa Clara			

1963

Western Regional • Corvallis, Ore.

Date	Result	Opponent	WP	LP	Att.
	L, 5-6	USC			
	W, 8-6	USC			
	L, 5-7	USC			

1983

Western Regional • Stanford, Calif.

Date	Result	Opponent	WP	LP	Att.
5/27/83	L, 0-14	Stanford	Myers	Reece	2,350
5/28/83	L, 3-7	UC Santa Barbara	Fulmer	Anderson	450

1985

Western Regional • Stanford, Calif.

Date	Result	Opponent	WP	LP	Att.
5/24/85	L, 3-17	Stanford	Ballard	Sipple	2,600
5/25/85	L, 1-6	Pepperdine	Dubar	Brundage	300

1986

Midwest Regional • Stillwater, Okla.

Date	Result	Opponent	WP	LP	Att.
5/22/86	L, 3-4	Arkansas	Peters	Brundage	1,400
5/23/86	W, 7-1	Richmond	Sipple	Richardson	1,332
5/24/86	W, 1-0	Arkansas	Hulstrom	Parker	1,307
5/24/86	L, 7-10	Stanford	Wassenaar	Lambert	1,516

All-Regional Team: David Brundage, OF

2005

Corvallis Regional • Corvallis, Ore.

Date	Result	Opponent	WP	LP	Att.
6/3/05	W, 4-3	Ohio State	Gunderson	Meister	2,612
6/4/05	W, 11-1	St. John's	Nickerson	Wladyka	2,609
6/5/05	W, 19-3	St. John's	Maxwell	Smith	2,532

All-Regional Team: Mitch Canham (Most Outstanding Player), C; Jonah Nickerson, RHP; Andy Jenkins, 1B; Shea McFeely, 3B; Tyler Graham, OF; Jacoby Ellsbury, OF; Cole Gillespie, OF

Corvallis Super Regional • Corvallis, Ore.

Date	Result	Opponent	WP	LP	Att.
6/11/05	W, 10-4	USC	Buck	Kennedy	3,059
6/12/05	L, 8-9	USC	Koss	Gunderson	3,068
6/13/05	W, 10-8	USC	Kunz	Schlack	2,752

College World Series • Omaha, Neb.

Date	Result	Opponent	WP	LP	Att.
6/18/05	L, 1-3	Tulane	Owings	Nickerson	20,345
6/20/05	L, 3-4	Baylor	Mandel	Gunderson	13,000

2006

Corvallis Regional • Corvallis, Ore.

Date	Result	Opponent	WP	LP	Att.
6/2/06	W, 5-3	Wright State	Kunz	Smith	2,587
6/3/06	W, 11-3	Kansas	Nickerson	Land	2,957
6/4/06	W, 12-3	Hawai'i	Stutes	Daly	2,783

All-Regional Team: Chris Kunda (Most Outstanding Player), 2B; Jonah Nickerson, RHP; Darwin Barney, SS; Cole Gillespie, OF; Tyler Graham, OF

Corvallis Super Regional • Corvallis, Ore.

Date	Result	Opponent	WP	LP	Att.
6/10/06	W, 4-3	Stanford	Buck	Reynolds	3,173
6/11/06	W, 15-0	Stanford	Nickerson	Gallagher	3,194

College World Series • Omaha, Neb.

Date	Result	Opponent	WP	LP	Att.
6/17/06	L, 1-11	Miami	Maine	Buck	25,417
6/19/06	W, 5-3	Georgia	Nickerson	Westphal	17,135
6/20/06	W, 8-1	Miami	Stutes	Gutierrez	26,241
6/21/06	W, 5-0	Rice	Turpen	Crow	30,335
6/22/06	W, 2-0	Rice	Nickerson	Degerman	19,161
6/24/06	L, 3-4	North Carolina	Hovis	Paterson	26,808
6/25/06	W, 11-7	North Carolina	Gunderson	Danford	25,046
6/26/06	W, 3-2	North Carolina	Buck	Bard	18,565

All-CWS Team: Jonah Nickerson (Most Outstanding Player), RHP; Bill Rowe, 1B; Shea McFeely, 3B; Cole Gillespie, OF; Kevin Gunderson, LHP

2007

Charlottesville Regional • Charlottesville, Va.

Date	Result	Opponent	WP	LP	Att.
6/1/07	W, 5-1	Rutgers	Paterson	Healing	2,097
6/2/07	L, 4-7	Virginia	Lambert	Kunz	3,212
6/4/07	W, 5-2	Rutgers	Reyes	Giannini	1,984
6/4/07	W, 5-3	Virginia	Paterson	Schwimer	3,212
6/5/07	W, 7-3	Virginia	Kunz	Lambert	2,389

All-Regional Team: Joe Paterson (Most Outstanding Player), LHP; Jordan Lennerton, 1B; Joey Wong, 2B; Darwin Barney, SS; Lonnie Lechelt, 3B; Chris Hopkins, OF

Corvallis Super Regional • Corvallis, Ore.

Date	Result	Opponent	WP	LP	Att.
6/10/07	W, 1-0	Michigan	Paterson	Putnam	3,284
6/11/07	W, 8-2	Michigan	Stutes	Wilson	3,178

College World Series • Omaha, Neb.

Date	Result	Opponent	WP	LP	Att.
6/16/07	W, 3-2	CS-Fullerton	Reyes	Roemer	26,559
6/18/07	W, 12-6	Arizona State	Stutes	Flores	21,692
6/20/07	W, 7-1	UC Irvine	Turpen	Bergman	29,921
6/23/07	W, 11-4	North Carolina	Reyes	White	26,887
6/24/07	W, 9-3	North Carolina	Stutes	Putkonen	25,012

All-CWS Team: Jorge Reyes (Most Outstanding Player), RHP; Darwin Barney, SS; Mitch Canham, C; Mike Lissman, DH; Scott Santschi, OF; Joey Wong, 2B

2009

Fort Worth Regional • Fort Worth, Texas

Date	Result	Opponent	WP	LP	Att.
5/29/09	W, 9-8	Texas A&M	Gaviglio	Raley	2,822
5/30/09	L, 1-13	TCU	Winkler	Waldron	3,269
5/31/09	W, 13-5	Texas A&M	Reyes	Ehlert	2,496
5/31/09	L, 4-5	TCU	Marshall	Rhoderick	3,191

All-Regional Team: Koa Kahalehoe, OF; Ryan Ortiz, C; Jorge Reyes, RHP; John Tommasini, 2B

2010

Gainesville Regional • Gainesville, Fla.

Date	Result	Opponent	WP	LP	Att.
6/4/10	W, 6-4	Florida Atlantic	Peavey	Gipson	1,117
6/5/10	L, 2-10	Florida	Panteliodis	Gaviglio	2,991
6/6/10	L, 7-11	Florida Atlantic	Adams	Waldron	1,340

All-Regional Team: Adalberto Santos, OF

2011

Corvallis Regional • Corvallis, Ore.

Date	Result	Opponent	WP	LP	Att.
6/3/11	W, 7-4	UALR	Schultz	Graziano	2,858
6/4/11	W, 5-1	Creighton	Gaviglio	Blach	3,103
6/5/11	W, 6-4	Georgia	Duke	Swegman	3,032

All-Regional Team: Sam Gaviglio (Most Outstanding Player), RHP; Andrew Susac, C; Parker Berberet, 1B; Carter Bell, 3B; Ryan Barnes, OF; Brian Stamps, OF; Garrett Nash, OF

Nashville Super Regional • Nashville, Tenn.

Date	Result	Opponent	WP	LP	Att.
6/10/11	L, 1-11	Vanderbilt	Gray	Gaviglio	3,349
6/11/11	L, 3-9	Vanderbilt	Clinard	Schultz	3,387

2012

Baton Rouge Regional • Baton Rouge, La.

Date	Result	Opponent	WP	LP	Att.
6/1/12	W, 2-1	Belmont	Bryant	Brookshire	10,041
6/2/12	L, 1-7	LSU	Gausman	Child	11,535
6/3/12	W, 11-2	La.-Monroe	Wetzler	Aulds	10,369
6/3/12	L, 5-6	LSU	Cotton	Davis	11,036

All-Regional Team: John Tommasini, 2B; Michael Conforto, OF; Ryan Barnes, OF; Joey Matthews, OF; Danny Hayes, DH

2013

Corvallis Regional • Corvallis, Ore.

Date	Result	Opponent	WP	LP	Att.
5/31/13	W, 5-4	UTSA	Engelbrekt	Sims	3,222
6/1/13	W, 3-2	UC Santa Barbara	Moore	Mahle	3,535
6/2/13	W, 6-1	Texas A&M	Wetzler	Jester	3,362

All-Regional Team: Dylan Davis (Most Outstanding Player), OF; Jake Rodriguez, C; Andy Peterson, 2B; Ryan Barnes, DH; Andrew Moore, RHP; Ben Wetzler, LHP

Corvallis Super Regional • Corvallis, Ore.

Date	Result	Opponent	WP	LP	Att.
6/8/13	L, 2-6	Kansas State	Matthys	Fry	3,574
6/9/13	W, 12-4	Kansas State	Moore	McFadden	3,602
6/10/13	W, 4-3	Kansas State	Wetzler	Matthys	3,564

College World Series • Omaha, Neb.

Date	Result	Opponent	WP	LP	Att.
6/15/13	L, 4-5	Mississippi St.	Mitchell	Boyd	24,473
6/17/13	W, 11-4	Louisville	Wetzler	Thompson	18,980
6/19/13	W, 1-0	Indiana	Boyd	Slegers	26,035
6/21/13	L, 1-4	Mississippi St.	Graveman	Moore	18,868

All-CWS Team: Michael Conforto, OF

2014

Corvallis Regional • Corvallis, Ore.

Date	Result	Opponent	WP	LP	Att.
5/30/14	W, 2-1	N. Dakota St.	Moore	Ernst	3,408
5/31/14	L, 2-14	UC Irvine	Surrey	Fry	3,422
6/1/14	W, 6-1	UNLV	Wetzler	Oakley	3,372
6/1/14	W, 4-0	UC Irvine	Schultz	Brock	3,386
6/2/14	L, 2-4	UC Irvine	Manarino	Thompson	3,435

All-Regional Team: Logan Ice, C; Jeff Hendrix, OF; Kavin Keyes, 1B; Scott Schultz, RHP

2015

Dallas Regional • Dallas, Texas

Date	Result	Opponent	WP	LP	Att.
5/29/15	W, 5-4	Texas	Church	Bellows	2,643
5/31/15	L, 1-5	VCU	Dwyer	Rasmussen	1,779
5/31/15	L, 1-7	Dallas Baptist	Stutzman	Eckert	2,297

All-Regional Team: Kyle Nobach, OF

2017

Corvallis Regional • Corvallis, Ore.

Date	Result	Opponent	WP	LP	Att.
6/2/17	W, 8-2	Holy Cross	Thompson	King	3,508
6/3/17	W, 11-0	Yale	Heimlich	Brodkowski	3,474
6/4/17	W, 8-1	Yale	Eisert	Espig	3,456

All-Regional Team: Steven Kwan (Most Outstanding Player) OF; Cadyn Grenier, SS; Michael Gretler, 3B; KJ Harrison, 1B; Luke Heimlich, LHP; Trevor Larnach, DH; Adley Rutschman, C

Corvallis Super Regional • Corvallis, Ore.

Date	Result	Opponent	WP	LP	Att.
6/9/17	W, 8-4	Vanderbilt	Thompson	Raby	3,737
6/10/17	W, 9-2	Vanderbilt	Fehmel	Wright	3,734

College World Series • Omaha, Neb.

Date	Result	Opponent	WP	LP	Att.
6/17/17	W, 6-5	CSU Fullerton	Mulholland	Workman	22,656
6/19/17	W, 13-1	LSU	Fehmel	Walker	24,874
6/23/17	L, 1-3	LSU	Lange	Thompson	21,257
6/24/17	L, 1-6	LSU	Gilbert	Fehmel	15,618

All-CWS Team: Nick Madrigal, 2B

2018

Corvallis Regional • Corvallis, Ore.

Date	Result	Opponent	WP	LP	Att.
6/1/18	W, 9-3	Northwestern St.	Fehmel	Heisler	3,908
6/2/18	W, 14-1	LSU	Heimlich	Hess	4,009
6/3/18	W, 12-0	LSU	Abel	Fontenot	3,915

All-Regional Team: Nick Madrigal (Most Outstanding Player) 2B; Kevin Abel, RHP; Bryce Fehmel, RHP; Cadyn Grenier, SS; Steven Kwan, OF; Trevor Larnach, OF; Adley Rutschman, C; Zak Taylor, 1B

Corvallis Super Regional • Corvallis, Ore.

Date	Result	Opponent	WP	LP	Att.
6/8/18	W, 8-1	Minnesota	Heimlich	Meyer, R.	3,960
6/9/18	W, 6-3	Minnesota	Chamberlain	Meyer, M.	4,025

College World Series • Omaha, Neb.

Date	Result	Opponent	WP	LP	Att.
6/16/18	L, 6-8	North Carolina	O'Brien	Heimlich	21,628
6/18/18	W, 14-5	Washington	Abel	Hardy	16,881
6/20/18	W, 11-6	North Carolina	Mulholland	Daniels	21,568
6/22/18	W, 12-2	Mississippi St.	Eisert	Billingsley	21,002
6/23/18	W, 5-2	Mississippi St.	Abel	Small	21,821
6/26/18	L, 1-4	Arkansas	Knight	Heimlich	25,321
6/27/18	W, 5-3	Arkansas	Abel	Cronin	25,580
6/28/18	W, 5-0	Arkansas	Abel	Campbell	19,323

All-CWS Team: Adley Rutschman (Most Outstanding Player) C; Cadyn Grenier, SS; Trevor Larnach, OF; Tyler Malone, DH; Kevin Abel, RHP

2019

Corvallis Regional • Corvallis, Ore.

Date	Result	Opponent	WP	LP	Att.
5/31/19	L, 6-7	Cincinnati	Moore	Mulholland	3,824
6/1/19	L, 1-4	Creighton	Johnson	Gambrell	3,402

All-Regional Team: Adley Rutschman, C

2022 OREGON STATE BASEBALL
POSTSEASON APPEARANCES

Twitter.com/BeaverBaseball
Instagram.com/BeaverBaseball
Facebook.com/OregonStateBaseball**2021****Fort Worth Regional • Fort Worth, Texas**

Date	Result	Opponent	WP	LP	Att.
6/4/21	L, 5-6	Dallas Baptist	Hamel	Abel	4,071
6/5/21	W, 10-5	McNeese	Watkins	Foster	3,969
6/6/21	W, 3-2	TCU	Washburn	Green	4,083
6/6/21	W, 5-4	Dallas Baptist	Verburg	Kechely	4,241
6/7/21	L, 5-8	Dallas Baptist	Russell	Mundt	4,071

All-Regional Team: Ryan Ober, 1B; Kyle Dervedde, 2B;
Andy Armstrong, SS; Justin Boyd, OF; Garret Forrester, DH;
Chase Watkins, LHP

All-Time Oregon State Postseason Honors

All-Regional Team (56)

Year	Player	Pos.	Location
1986	Dave Brundage	OF	Stillwater, Okla.
2005	Mitch Canham	C	Corvallis
2005	Jacoby Ellsbury	OF	Corvallis
2005	Cole Gillespie	OF	Corvallis
2005	Tyler Graham	OF	Corvallis
2005	Andy Jenkins	1B	Corvallis
2005	Shea McFeely	3B	Corvallis
2005	Jonah Nickerson	RHP	Corvallis
2006	Darwin Barney	SS	Corvallis
2006	Cole Gillespie	OF	Corvallis
2006	Tyler Graham	OF	Corvallis
2006	Chis Kunda	2B	Corvallis
2006	Jonah Nickerson	RHP	Corvallis
2007	Darwin Barney	SS	Charlottesville, Va.
2007	Chris Hopkins	OF	Charlottesville, Va.
2007	Lonnie Lechelt	3B	Charlottesville, Va.
2007	Jordan Lennerton	1B	Charlottesville, Va.
2007	Joe Paterson	LHP	Charlottesville, Va.
2007	Joey Wong	2B	Charlottesville, Va.
2009	Koa Kahalehoe	OF	Fort Worth, Texas
2009	Ryan Ortiz	C	Fort Worth, Texas
2009	Jorge Reyes	RHP	Fort Worth, Texas
2009	John Tommasini	2B	Fort Worth, Texas
2010	Adalberto Santos	OF	Gainesville, Fla.
2011	Ryan Barnes	OF	Corvallis
2011	Carter Bell	3B	Corvallis
2011	Parker Berberet	1B	Corvallis
2011	Sam Gaviglio	RHP	Corvallis
2011	Garrett Nash	OF	Corvallis
2011	Brian Stamps	OF	Corvallis
2011	Andrew Susac	C	Corvallis
2012	John Tommasini	2B	Baton Rouge
2012	Michael Conforto	OF	Baton Rouge
2012	Ryan Barnes	OF	Baton Rouge
2012	Joey Matthews	OF	Baton Rouge
2012	Danny Hayes	DH	Baton Rouge
2013	Jake Rodriguez	C	Corvallis
2013	Andy Peterson	2B	Corvallis
2013	Dylan Davis	OF	Corvallis
2013	Ryan Barnes	DH	Corvallis
2013	Andrew Moore	RHP	Corvallis
2013	Ben Wetzler	LHP	Corvallis
2014	Logan Ice	C	Corvallis
2014	Kavin Keyes	1B	Corvallis
2014	Jeff Hendrix	OF	Corvallis
2014	Scott Schultz	RHP	Corvallis
2015	Kyle Nobach	OF	Dallas
2017	Cadyn Grenier	SS	Corvallis
2017	Michael Gretler	3B	Corvallis
2017	KJ Harrison	1B	Corvallis
2017	Luke Heimlich	LHP	Corvallis
2017	Steven Kwan	OF	Corvallis
2017	Trevor Larnach	DH	Corvallis
2017	Adley Rutschman	C	Corvallis
2018	Kevin Abel	RHP	Corvallis
2018	Bryce Fehmel	RHP	Corvallis
2018	Cadyn Grenier	SS	Corvallis
2018	Steven Kwan	OF	Corvallis
2018	Trevor Larnach	OF	Corvallis
2018	Nick Madrigal	2B	Corvallis
2018	Adley Rutschman	C	Corvallis
2018	Zak Taylor	1B	Corvallis
2019	Adley Rutschman	C	Corvallis
2021	Ryan Ober	1B	Fort Worth, Texas
2021	Kyle Dervedde	2B	Fort Worth, Texas
2021	Andy Armstrong	SS	Fort Worth, Texas

Year	Player	Pos.	Location
2021	Justin Boyd	OF	Fort Worth, Texas
2021	Garret Forrester	DH	Fort Worth, Texas
2021	Chase Watkins	LHP	Fort Worth, Texas

All-College World Series Team (13)

Year	Player	Pos.	Location (Omaha)
2006	Cole Gillespie	OF	Rosenblatt
2006	Kevin Gunderson	LHP	Rosenblatt
2006	Shea McFeely	3B	Rosenblatt
2006	Jonah Nickerson	RHP	Rosenblatt
2006	Bill Rowe	1B	Rosenblatt
2007	Darwin Barney	SS	Rosenblatt
2007	Mitch Canham	C	Rosenblatt
2007	Mike Lissman	OF	Rosenblatt
2007	Jorge Reyes	RHP	Rosenblatt
2007	Scott Santschi	OF	Rosenblatt
2007	Joey Wong	2B	Rosenblatt
2013	Michael Conforto	OF	TD Ameritrade Park
2017	Nick Madrigal	2B	TD Ameritrade Park
2018	Adley Rutschman	C	TD Ameritrade Park
2018	Cadyn Grenier	SS	TD Ameritrade Park
2018	Trevor Larnach	OF	TD Ameritrade Park
2018	Tyler Malone	DH	TD Ameritrade Park
2018	Kevin Abel	RHP	TD Ameritrade Park

Most Outstanding Players (8)

Year	Player	Pos.	Location
2005	Mitch Canham	C	Corvallis Regional
2006	Chris Kunda	2B	Corvallis Regional
2006	Jonah Nickerson	RHP	Omaha CWS
2007	Joe Paterson	LHP	Charlottesville Regional
2007	Jorge Reyes	RHP	Omaha CWS
2011	Sam Gaviglio	RHP	Corvallis Regional
2013	Dylan Davis	OF	Corvallis Regional
2017	Steven Kwan	OF	Corvallis Regional
2018	Nick Madrigal	2B	Corvallis Regional
2018	Adley Rutschman	C	Omaha CWS

Career Leaders

Minimum 25 at bats, 10 Innings Pitched

Offense

Batting Average	.459, Andy Jenkins (2005)
Games Played	33, Darwin Barney (2005-07)
	33, Mitch Canham (2005-07)
Games Started	33, Darwin Barney (2005-07)
At Bats	135, Darwin Barney (2005-07)
Runs Scored	33, Darwin Barney (2005-07)
Hits	40, Darwin Barney (2005-07)
Runs Batted In	26, Mitch Canham (2005-07)
Doubles	9, Michael Conforto (2012-14)
Triples	2, Andy Jenkins (2005)
	2, John Wallace (2005-06)
	2, Cole Gillespie (2005-06)
Home Runs	4, Jordan Lennerton (2007) & KJ Harrison (2015-17)
Walks	19, Darwin Barney (2005-07)
Strikeouts	28, Mitch Canham (2005-07)
Stolen Bases	8, Tyler Graham (2005-06)

Pitching

Earned Run Average	1.21, Joe Paterson (2006-07)
Wins	5, Jonah Nickerson (2005-06), Mike Stutes (2006-07), Ben Wetzler (2011-14), Kevin Abel (2018)
Winning Percentage	1.000, Mike Stutes (2006-07)
	Ben Wetzler (2011-14), Kevin Abel (2018)
Saves	6, Kevin Gunderson (2005-06)
Games Pitched	16, Eddie Kunz (2006-07)
Games Started	8, Jonah Nickerson (2005-06), Mike Stutes (2006-07), Bryce Fehmel (2017-19)
Innings Pitched	58.0, Jonah Nickerson (2005-06)
Hits Allowed	49, Dallas Buck (2005-06)
Runs Allowed	26, Dallas Buck (2005-06)
Earned Runs Allowed	23, Dallas Buck (2005-06)
	23, Mike Stutes (2006-07)
Walks Allowed	24, Dallas Buck (2005-06)
Strikeouts	52, Jonah Nickerson (2005-06)

Individual Postseason Leaders

Minimum 15 at bats, 5 Innings Pitched

Offense

Batting Average	.529 (9-17), Koa Kahalehoe (2009)
	.529 (9-17), Kavin Keyes (2014)
Games Played	13, 15 players (2006 and 2018)
Games Started	13, 14 players (2006 and 2018)
At Bats	61, Nick Madrigal (2018)
Runs Scored	20, Trevor Larnach (2018)
Hits	25, Adley Rutschman (2018)
Runs Batted In	20, Adley Rutschman (2018)
Doubles	6-3x, Michael Conforto (2013), Trevor Larnach (2018), Adley Rutschman (2018)
Triples	2-3x (2005, 2006, 2007)
Home Runs	4-2x, Jordan Lennerton (2007) & KJ Harrison (2017)
Walks	10-2x, Mike Lissman (2007) & Trevor Larnach (2018)
Strikeouts	17, Lonnie Lechelt (2007)
Stolen Bases	6-2x, Tyler Graham (2006) & Nick Madrigal (2018)

Pitching

Earned Run Average	0.00, 7 times
Wins	5, Kevin Abel (2018)
Saves	5, Kevin Gunderson (2006)
Games Pitched	9, Joe Paterson (2007)
Games Started	5-4x
Innings Pitched	36.2, Jonah Nickerson (2006)
Hits Allowed	31, Dallas Buck (2006)
Runs Allowed	16, Dallas Buck (2006)
Earned Runs Allowed	16, Dallas Buck (2006)
Walks Allowed	17, Mike Stutes (2007)
Strikeouts	34, Jonah Nickerson (2006)

Team Game Superlatives

Offense

At Bats	46, vs. Virginia (6/2/07)
Runs Scored	19, vs. St. John's (6/5/05)
Hits	22, vs. St. John's (6/5/05)
Runs Batted In	19, vs. St. John's (6/5/05)
Doubles	5, vs. Kansas (6/3/06)
Triples	2, vs. Miami (6/17/06)
Home Runs	3-2x, last vs. North Carolina (6/20/18)
Total Bases	33, vs. St. John's (6/5/05)
Walks	10, vs. Michigan (6/11/07)
Strikeouts	14, vs. LSU (6/3/12)
Stolen Bases	4-2x, last vs. Michigan (6/11/07)

Pitching

Innings Pitched	13.0, vs. Virginia (6/2/07)
Runs Allowed	17, vs. Stanford (5/24/85)
Earned Runs Allowed	17, vs. Stanford (5/24/85)
Walks Allowed	10-2x, last vs. Dallas Baptist (6/7/21)
Strikeouts	16, vs. Arkansas (6/26/18)
Hits Allowed	18, vs. Stanford (5/24/85)

Fielding

Putouts	39, vs. Virginia (6/2/07)
Assists	19-2x, last vs. TCU (5/30/09)
Errors	4-6x, last vs. LSU (6/3/12)
Passed Balls	2-2x, last vs. Virginia (6/2/07)
Double Plays Turned	3-3x, last vs. Dallas Baptist (6/7/21)

Individual Game Superlatives

Offense

At Bats	6, multiple times
Runs Scored	4-2x, last by Trevor Larnach vs. LSU (6/2/18)
Hits	5, three times, last vs. Koa Kahalehoe vs. Texas A&M (5/31/09)
Runs Batted In	6-2x, last by Kyle Dernerde vs. McNeese (6/5/21)
Doubles	3, two times, last by Cole Gillespie vs. Kansas (6/3/06)
Triples	1, 19 times
Home Runs	2, three times, last by Chris Kunda vs. Kansas (6/3/06)
Total Bases	11, Andy Jenkins vs. USC (6/13/05)
Walks	3, Trevor Larnach vs. LSU (6/3/18)
Strikeouts	3, multiple times
Stolen Bases	2, 3 times, last by Nick Madrigal vs. LSU (6/3/18)

Pitching

Innings Pitched	9.0, 13 times
	last by Kevin Abel vs. Arkansas (6/28/18)
Runs Allowed	10, Sam Gaviglio vs. Vanderbilt (6/10/11)
Earned Runs Allowed	10, Sam Gaviglio vs. Vanderbilt (6/10/11)
Walks Allowed	8, Kevin Abel vs. Dallas Baptist (6/4/21)
Strikeouts	14, Andrew Moore vs. North Dakota State (5/30/14)
Hits Allowed	10, two times,
	last by Jorge Reyes vs. Texas A&M (5/31/09)

Complete Games By Oregon State Pitchers

6/28/18	Kevin Abel vs. Arkansas (win)
6/10/17	Bryce Fehmel vs. Vanderbilt (win)
6/1/14	Scott Schultz vs. UC Irvine (win)
6/1/14	Ben Wetzler vs. UNLV (win)
6/19/13	Matt Boyd vs. Indiana (win)
6/2/13	Ben Wetzler vs. Texas A&M (win)
6/4/11	Sam Gaviglio vs. Creighton (win)
5/31/09	Jorge Reyes vs. Texas A&M (win)
6/4/05	Jonah Nickerson vs. St. John's (win)
5/24/86	Bryce Hulstrom vs. Arkansas (win)
5/22/86	Dave Brundage vs. Arkansas (loss)
5/25/85	Dave Brundage vs. Pepperdine (loss)
5/28/83	Scott Anderson vs. UC Santa Barbara (loss)

* Statistical records date back to 1983 postseason

ADLEY RUTSCHMAN

2019 GOLDEN SPIKES AWARD WINNER
 2019 DICK HOWSER TROPHY RECIPIENT

*First Selection In 2019 MLB Draft
 by Baltimore*

- 2019 Unanimous National Player of the Year
- 2019 Buster Posey Award Winner
- 2018 and 2019 All-American. Unanimous First-Team in 2019
- 2019 Gold Glove Award Winner
- 2019 Pac-12 Player of the Year
- 2019 Pac-12 Co-Defensive Player of the Year
- Two-time All-Pac-12 First Team (2018 and 2019)
- USA Baseball Richard “Dick” W. Case Player of the Year Award For 2018
- 2018 College World Series Most Outstanding Player
- OSU record holder for single-season RBI with 83 in 2018
- Oregon State single-season record holder with 76 walks in 2019, and career (156)
- Tied for second all-time at Oregon State with a .411 batting average in 2019
- Only player in OSU history to hit .400 or better twice in a career (.408 in 2018)



Adley Rutschman Year-By-Year At Oregon State

Year	Avg	GP	GS	AB	R	H	2B	3B	HR	RBI	TB	SLG%	BB	HBP	SO	GDP	OB%	SF	SH	SB	ATT	PO	A	E	FLD%
2017	.234	61	56	209	38	49	7	1	2	33	64	.306	27	3	39	5	.322	6	2	5	5	431	61	6	.988
2018	.408	67	67	250	56	102	22	3	9	83	157	.628	53	0	40	7	.505	4	1	1	3	570	48	8	.987
2019	.411	57	57	185	57	76	10	1	17	58	139	.751	76	1	38	4	.575	4	0	0	2	499	41	6	.989
TOTAL	.352	185	180	644	151	227	39	5	28	174	360	.559	156	4	117	16	.473	14	3	6	10	1500	150	20	.988

PAT CASEY

OREGON STATE HEAD COACH 1995-2018



- Served as Oregon State's head coach for 24 seasons
- Led Oregon State to National Championships in 2006, 2007 and 2018. Beavers are only team to win three titles in the NCAA Super Regional era
- Oregon State's all-time wins leader with 900, which ranks sixth in Pac-12 history. His 900th win came in the 2018 College World Series finale
- .662 winning percentage at Oregon State ranks 13th in Pac-12 history, and third among coaches active since 1995
- Five-time National Coach of the Year: 2005, 2006, 2007, 2017 and 2018
- Five-time Pac-10/12 Coach of the Year: 2005, 2006, 2011, 2013 and 2017
- Guided the Beavers to the postseason 13 times, and advanced to an NCAA Super Regional seven times
- Led OSU to the 2005, 2006, 2007, 2013, 2017 and 2018 College World Series
- Accounted for 64 of Oregon State's 72 all-time wins in the postseason (88.9 percent)
- Won 1,071 all-time games in his career over 31 seasons combined at Oregon State and George Fox
- He and his wife, Susan, were named recipients of the 2009 Nell and John Wooden Coaching Achievement Award





Cadyn Grenier

2018 Brooks Wallace Award

- Award is given annually to the nation's top shortstop.
- 2018 Pac-12 Defensive Player of the Year.
- Also received a 2018 Gold Glove.
- Offensively, batted .319 in 2018 and drove in the game-tying run in the ninth inning of game two of the CWS Series finals versus Arkansas.
- Baseball America and D1Baseball.com All-American.
- Also named CoSIDA Academic All-District in 2018, and was a First-Team All-Pac-12 selection.
- 2018 Pac-12 All-Academic First Team.
- 2018 College World Series All-Tournament Team.
- Batted .284 with 28 doubles, 11 triples and 11 home runs in 182 career games.



Luke Heimlich

2018 College Baseball Foundation National Pitcher of the Year

- Set an Oregon State single-season record with 16 victories in 2018.
- Also set the Oregon State single-season record with 159 strikeouts in 2018.
- First OSU hurler to be named back-to-back Pac-12 Pitcher of the Year, in 2017 and 2018.
- Four-time Pac-12 Pitcher of the Week in 2018 and received the honor eight times in his career, tied for the most at Oregon State.
- Tied for the most all-time wins at OSU with 36 and finished with a 2.49 earned run average in 387 innings.



Adley Rutschman

2019 Buster Posey Award

- Honor, re-named for MLB backstop Buster Posey in 2019, originated as the Johnny Bench Award and is given to the nation's top collegiate catcher.
- Batted .411 and posted a .989 fielding percentage in 2019.
- Stellar behind the plate, throwing out 13-of-27 (48.1 percent) attempted basestealers while committing just four passed balls.
- Pac-12's coaches voted him as the Pac-12 Player and Co-Defensive Player of the Year.
- Played in all 57 games in 2019, primarily at catcher but also saw some action at first base.
- Also awarded a 2019 Gold Glove.

2022 OREGON STATE BASEBALL

OREGON STATE NATIONAL HONORS/AWARDS

Twitter.com/BeaverBaseball
Instagram.com/BeaverBaseball
Facebook.com/OregonStateBaseball

Golden Spikes Award

Year	Name	Pos.
2019	Adley Rutschman	C

Dick Howser Trophy

Year	Name	Pos.
2019	Adley Rutschman	C

Buster Posey Award

Year	Name	Pos.
2019	Adley Rutschman	C

College Baseball Foundation National Pitcher of the Year

Year	Name	Pos.
2018	Luke Heimlich	LHP

Brooks Wallace Award

Year	Name	Pos.
2018	Cadyn Grenier	SS

ABCA National Player of the Year

Year	Name	Pos.
2019	Adley Rutschman	C

Baseball America National Player of the Year

Year	Name	Pos.
2019	Adley Rutschman	C

Collegiate Baseball National Player of the Year

Year	Name	Pos.
2019	Adley Rutschman	C

D1Baseball.com National Player of the Year

Year	Name	Pos.
2019	Adley Rutschman	C

Perfect Game National Player of the Year

Year	Name	Pos.
2019	Adley Rutschman	C

D1Baseball.com National All-Decade Team (2010-2019)

Years	Name	Pos.
2017-19	Adley Rutschman	C
2016-18	Nick Madrigal	2B
2012-14	Michael Conforto	OF

D1Baseball.com Pac-12 All-Decade Team (2010-2019)

Years	Name	Pos.
2017-19	Adley Rutschman	C
2016-18	Nick Madrigal	2B
2016-18	Trevor Larnach	OF
2013-15	Andrew Moore	RHP
2012-14	Michael Conforto	OF

ABCA National Coach Of The Year

Year	Name
2006	Pat Casey
2007	Pat Casey
2018	Pat Casey

Baseball America National Coach Of The Year

Year	Name
2006	Pat Casey

College Baseball Foundation National Coach Of The Year

Year	Name
2005	Pat Casey

Collegiate Baseball National Coach Of The Year

Year	Name
2006	Pat Casey
2007	Pat Casey
2018	Pat Casey

NCBWA National Coach Of The Year

Year	Name
2006	Pat Casey
2017	Pat Casey

Golden Spikes Award Finalist

Year	Name	Pos.
2014	Michael Conforto	OF
2019	Adley Rutschman	C

Johnny Bench/Buster Posey Award Finalist

Year	Name	Pos.
2016	Logan Ice	C
2019	Adley Rutschman	C

Golden Spikes Award Semifinalist

Year	Name	Pos.
2007	Mitch Canham	C
2011	Sam Gaviglio	RHP
2014	Michael Conforto	OF
2015	Andrew Moore	RHP
2017	Luke Heimlich	LHP
	Nick Madrigal	2B
2018	Trevor Larnach	OF
2019	Adley Rutschman	C

ABCA/Rawlings Gold Glove

Year	Name	Pos.
2017	Nick Madrigal	2B
2019	Adley Rutschman	C

Pac-10 North Player Of The Year

Year	Name	Pos.
1981	Al Hunsinger	1B
1982	Jim Wilson	1B
1983	Jeff Reece	RHP
1986	Dave Brundage	P/OF
1987	Ken Bowen	SS
1993	Scott Christman	LHP
1994	Mason Smith	RHP
1998	Andrew Checketts	RHP

Pac-10/12 Player Of The Year

Year	Name	Pos.
2005	Jacoby Ellsbury	OF
2006	Cole Gillespie	OF
2013	Michael Conforto	OF
2014	Michael Conforto	OF
2017	Nick Madrigal	2B
2019	Adley Rutschman	C

Pac-10/12 Pitcher Of The Year

Year	Name	Pos.
2014	Jace Fry	LHP
2017	Luke Heimlich	LHP
2018	Luke Heimlich	LHP

Pac-10/12 Freshman Of The Year

Year	Name	Pos.
2005	Darwin Barney	SS
2012	Michael Conforto	OF
2015	KJ Harrison	1B
2016	Nick Madrigal	SS

Pac-10/12 Defensive Player Of The Year

Year	Name	Pos.
2006	Chris Kunda	2B
2016	Logan Ice	C
2017	Nick Madrigal	2B
2018	Cadyn Grenier	SS
2019	Adley Rutschman	C

Pac-10 North Coach Of The Year

Year	Name
1982	Jack Riley
1983	Jack Riley
1986	Jack Riley
1993	Jack Riley
1994	Jack Riley
1997	Jack Riley

Pac-10/12 Coach Of The Year

Year	Name
2005	Pat Casey
2006	Pat Casey
2011	Pat Casey
2013	Pat Casey
2017	Pat Casey

American Baseball Coaches Association All-America 1st Team

Year	Name	Pos.
1954	Jay Dean	1B
1955	Jay Dean	1B
1960	Larry Petersen	OF
2005	Dallas Buck	RHP
	Jacoby Ellsbury	OF
2006	Cole Gillespie	OF
2013	Michael Conforto	OF
	Andrew Moore	RHP
2014	Michael Conforto	OF
	Jace Fry	LHP
2017	Nick Madrigal	2B
	Jake Thompson	RHP
2018	Trevor Larnach	OF
	Adley Rutschman	C
2019	Adley Rutschman	C

American Baseball Coaches

Association All-America 2nd Team

Year	Name	Pos.
1952	Dwane Helbig	OF
1986	Dave Brundage	1B
1993	Scott Christman	LHP
2006	Dallas Buck	RHP
2012	Michael Conforto	OF
2014	Ben Wetzler	LHP
2015	Andrew Moore	RHP
2018	Nick Madrigal	2B

American Baseball Coaches

Association All-America 3rd Team

Year	Name	Pos.
1953	Bailey Brem	RHP
1962	Cecil Ira	RHP
1963	Cecil Ira	RHP
1982	Jim Wilson	1B
2015	Jeff Hendrix	OF

Baseball America All-America

1st Team

Year	Name	Pos.
2005	Dallas Buck	RHP
	Jacoby Ellsbury	OF
2006	Cole Gillespie	OF
2013	Andrew Moore	RHP
2014	Michael Conforto	OF
2017	Nick Madrigal	2B
	Jake Thompson	RHP
2018	Trevor Larnach	OF
2019	Adley Rutschman	C

Baseball America All-America

2nd Team

Year	Name	Pos.
1987	Ken Bowen	SS
1993	Scott Christman	LHP
2006	Jonah Nickerson	RHP
2011	Sam Gaviglio	RHP
2012	Michael Conforto	OF
2014	Jace Fry	LHP
	Ben Wetzler	LHP
2018	Cadyn Grenier	SS
	Adley Rutschman	C

Baseball America All-America

3rd Team

Year	Name	Pos.
1982	Jim Wilson	1B
1994	Mason Smith	RHP
2013	Matt Boyd	LHP
2015	Andrew Moore	RHP
2018	Nick Madrigal	2B
2019	Brandon Eisert	LHP

Collegiate Baseball All-America

1st Team

Year	Name	Pos.
1993	Scott Christman	LHP
2005	Dallas Buck	RHP
2006	Cole Gillespie	OF
2014	Michael Conforto	OF
	Jace Fry	LHP
	Ben Wetzler	LHP
2017	Luke Heimlich	LHP
	Jake Thompson	RHP
2018	Luke Heimlich	LHP
2019	Adley Rutschman	C

Collegiate Baseball All-America

2nd Team

Year	Name	Pos.
2005	Jacoby Ellsbury	OF
2006	Dallas Buck	RHP
2011	Sam Gaviglio	RHP
2015	Andrew Moore	RHP
2016	Bryce Fehmel	RHP
2018	Trevor Larnach	OF

Collegiate Baseball All-America

3rd Team

Year	Name	Pos.
1998	Andrew Checketts	RHP
2001	Scott Nicholson	RHP
2007	Mitch Canham	C
2013	Matt Boyd	LHP
2017	Nick Madrigal	2B
2018	Jake Mulholland	LHP
2018	Adley Rutschman	C
2020	Christian Chamberlain	LHP

College Baseball Foundation

All-America 1st Team

Year	Name	Pos.
2019	Adley Rutschman	C

D1Baseball.com All-America

1st Team

Year	Name	Pos.
2017	Nick Madrigal	2B
	Jake Thompson	RHP
2018	Trevor Larnach	OF
	Adley Rutschman	C
2019	Adley Rutschman	C

D1Baseball.com All-America

3rd Team

Year	Name	Pos.
2015	Andrew Moore	RHP
2018	Cadyn Grenier	SS

NCBWA All-America 1st Team

Year	Name	Pos.
2005	Jacoby Ellsbury	OF
2014	Michael Conforto	OF
	Jace Fry	LHP
	Ben Wetzler	LHP
2017	Luke Heimlich	LHP
	Jake Thompson	RHP
2018	Trevor Larnach	OF
2019	Adley Rutschman	C

NCBWA All-America 2nd Team

Year	Name	Pos.
1998	Andrew Checketts	RHP
2005	Dallas Buck	RHP
2006	Dallas Buck	RHP
	Kevin Gunderson	LHP
2012	Michael Conforto	OF
2017	Jake Mulholland	LHP
2018	Nick Madrigal	2B
2021	Jake Mulholland	LHP

NCBWA All-America 3rd Team

Year	Name	Pos.
1997	Mark Newell	RHP
2006	Cole Gillespie	OF
2011	Sam Gaviglio	RHP
2017	Nick Madrigal	2B
2018	Jake Mulholland	LHP
	Adley Rutschman	C

Perfect Game All-America

1st Team

Year	Name	Pos.
2013	Michael Conforto	OF
2014	Michael Conforto	OF
2017	Jake Thompson	RHP
2018	Trevor Larnach	OF
2019	Adley Rutschman	C

Perfect Game All-America

2nd Team

Year	Name	Pos.
2014	Jace Fry	LHP
	Ben Wetzler	LHP
2017	Nick Madrigal	2B
2018	Adley Rutschman	C

Perfect Game All-America

3rd Team

Year	Name	Pos.
2013	Matt Boyd	LHP
2018	Nick Madrigal	2B
2019	Jake Mulholland	LHP

Perfect Game All-America

Honorable Mention

Year	Name	Pos.
2018	Bryce Fehmel	RHP

USA Today/Sports Weekly

All-America 2nd Team

Year	Name	Pos.
2005	Jonah Nickerson	RHP

All-Americans By Year


Year	Name	Pos.	Org.
1952	Dwane Helbig	OF	ABCA (2)
1953	Bailey Brem	RHP	ABCA (3)
1954	Jay Dean	1B	ABCA (1)
1955	Jay Dean	1B	ABCA (1)
1960	Larry Petersen	OF	ABCA (1)
1962	Cecil Ira	RHP	ABCA (3)
1963	Cecil Ira	RHP	ABCA (3)
1982	Jim Wilson	1B	ABCA (3), BA (3)
1986	Dave Brundage	1B	ABCA (2)
1987	Ken Bowen	SS	BA (2)
1993	Scott Christman	LHP	ABCA (1), CB (1), BA (2)
1994	Mason Smith	RHP	BA (3), CB (3)
1997	Mark Newell	RHP	NCBWA (3)
1998	Andrew Checketts	RHP	NCBWA (2), CB (3)
2001	Scott Nicholson	RHP	CB (3)
2005	Dallas Buck	RHP	ABCA (1), BA (1), CB (1), USAT/SW (1), NCBWA (2)
	Jacoby Ellsbury	OF	ABCA (1), BA (1), NCBWA (1), CB (2), USAT/SW (2)
	Jonah Nickerson	RHP	USAT/SW (2)
2006	Dallas Buck	RHP	ABCA (2), CB (2), NCBWA (2)
	Cole Gillespie	OF	ABCA (1), BA (1), CB (1), NCBWA (3)
	Kevin Gunderson	LHP	NCBWA (2)
	Jonah Nickerson	RHP	BA (2)
2007	Mitch Canham	C	CB (3)
2011	Sam Gaviglio	RHP	BA (2), CB (2), NCBWA (3)
2012	Michael Conforto	OF	BA (2), NCBWA (2), ABCA (2)
2013	Matt Boyd	LHP	BA (3), CB (3), PG (3)
	Michael Conforto	OF	PG (1), ABCA (1)
	Andrew Moore	RHP	BA (1), ABCA (1), CB (2)
2014	Michael Conforto	OF	BA (1), NCBWA (1), CB (1), ABCA (1), PG (1)
	Jace Fry	LHP	ABCA (1), NCBWA (1), CB (1), BA (2), PG (2)
	Ben Wetzler	LHP	NCBWA (1), CB (1), BA (2), PG (2), ABCA (2)
2015	Jeff Hendrix	OF	ABCA (3)
	Andrew Moore	RHP	CB (2), ABCA (2), D1 (3), BA (3)
2016	Bryce Fehmel	RHP	CB (2)
2017	Luke Heimlich	LHP	CB (1)
	Nick Madrigal	INF	BA (1), D1 (1), ABCA (1), PG (2), NCBWA (3), CB (3)
	Jake Mulholland	LHP	NCBWA (2)
	Jake Thompson	RHP	BA (1), D1 (1), ABCA (1), PG (1), NCBWA (1), CB (1)
2018	Cadyn Grenier	INF	BA (2), D1 (3)
	Luke Heimlich	LHP	CB (1), NCBWA (1)
	Trevor Larnach	OF	BA (1), D1 (1), NCBWA (1), ABCA (1), PG (1), CB (2)
	Nick Madrigal	INF	NCBWA (2), ABCA (2), BA (3), PG (3)
	Jake Mulholland	LHP	NCBWA (3), CB (3)
	Adley Rutschman	C	D1 (1), ABCA (1), BA (2), PG (2), NCBWA (3), CB (3)
2019	Brandon Eisert	LHP	BA (3)
	Jake Mulholland	LHP	PG (3)
	Adley Rutschman	C	ABCA (1), BA (1), CB (1), CBF (1), D1 (1), NCBWA (1), PG (1)
2020	Christian Chamberlain	LHP	CB (3)
2021	Jake Mulholland	LHP	NCBWA (2)

Abbreviations - ABCA (American Baseball Coaches Association); BA (Baseball America); CB (Collegiate Baseball); CBF (College Baseball Foundation); D1 (D1Baseball.com); NCBWA (National Collegiate Baseball Writers Association); PG (Perfect Game); USAT/SW (USA Today/Sports Weekly)



KEN BOWEN • IF • 1987

Ken Bowen was named a Second-Team All-American by Baseball America in 1987 after batting .404 with nine home runs and 51 RBI. The infielder was named the Pac-12 North Division's Most Valuable Player that season. His .404 average ranks as the seventh-best single season mark in school history. Bowen played in 145 games for the Beavers, and he batted .341 with 35 doubles, two triples, 19 home runs and 123 RBI.



MATT BOYD • LHP • 2013

Future Major Leaguer Matt Boyd lettered for Oregon State from 2010-13, and earned Third-Team All-America honors as a senior after finishing with a 11-4 record and 2.04 ERA. He guided the Beavers to their fifth-ever College World Series appearance that season. He completed his Oregon State career with a 22-5 record, 2.11 ERA and eight saves in 100 appearances, 20 of which were starts. Boyd was also an all-Pac-12 selection his senior season.



BAILEY BREM • RHP • 1953

Bailey Brem became the second player in school history to be named an All-American when he was selected to the ABCA's third team in 1953. Brem was 4-1 with a 2.00 ERA in North Division play. Brem earned All-North Division honors in 1952 and 1953.



DAVE BRUNDAGE • LHP/OF • 1986


Dave Brundage starred as both a pitcher and outfielder for the Beavers and in 1986 was named a Second-Team All-American by the ABCA. He batted .366 with eight home runs and 44 RBI that season. On the mound,

he was 8-4 with a 3.19 ERA. Brundage added to his list of accomplishments by being named the Pac-10 North Division's Most Valuable Player. He was also selected all-Pac-10 North in 1985. Brundage batted .350 for his career, doubling 27 times with 12 home runs and 93 RBI. On the mound, he was 7-3 with a 2.14 ERA.



DALLAS BUCK • RHP • 2005 • 2006

Dallas Buck guided Oregon State to a National Championship in 2006 and ended his career as just the third player in program history to be named an All-American twice during their careers. He was a first-team selection after going 12-1 with a 2.09 ERA in 2005. He followed that campaign with a second-team selection in 2006 that saw his record at 13-3 with a 3.44 ERA. He was selected as an All-Pac-10 selection in 2005 and 2006. Buck ended his Oregon State career with a 28-10 record, 3.25 ERA and 272 strikeouts in 326 2/3 innings.



MITCH CANHAM • C • 2007

Mitch Canham, who was named Oregon State's head coach on June 14, 2019, earned third-team All-American honors in 2007 after batting .326 with 10 home runs and 59 RBI. He was named first-team All-Pac-10 in 2007 and honorable mention in 2006. He went to Omaha three consecutive seasons and guided the program to back-to-back national championships. He ended his OSU career batting .314 with 31 doubles, eight triples, 25 home runs and 152 RBI.



CHRISTIAN CHAMBERLAIN • LHP • 2020

Christian Chamberlain was named a Third-Team All-American by Collegiate Baseball in 2020. The Reno, Nev., native posted a 2-1 record and 0.82 earned run average in four starts as a junior. He held opponents to six hits and 11 walks in 22 innings while striking out 34. Opponents posted a .086 batting average against him.



ANDREW CHECKETTS • RHP • 1998

Andrew Checketts led the Oregon State pitching staff in 1998 and was chosen as a second-team All-American by the NCBWA and third-teamer by Collegiate Baseball. The righty finished 11-1 with a 3.77 ERA in '98, and was named the Pac-10 North Division's Most Valuable Player. Checketts was also selected All-Pac-12 North Division in 1997. He played at OSU from 1996-98 after transferring from Florida and was 24-7 with a 3.56 ERA in 37 games for the Beavers.




SCOTT CHRISTMAN • LHP • 1993

Scott Christman was named a First-Team All-American by Collegiate Baseball and second-teamer by the ABCA and Baseball America in 1993 by setting a then-Oregon State record with 14 wins. He finished that season with a 2.20 ERA and was named the Pac-10 North Division's Most Valuable Player. Christman was also chosen Second-Team All-Pac-10 North in 1992. He ended his Oregon State career with a 21-8 record and 3.21 ERA in 53 games, 29 of which were starts.



MICHAEL CONFORTO • OF • 2012 • 2013 • 2014

Michael Conforto was the 2013 and 2014 Pac-12 Conference Player of the Year and 2012 Freshman of the Year. He is Oregon State's first-ever three-time All-American, earning second-team honors in 2012 and first-team in both 2013 and 2014. He set a then-school record with 76 RBI as a freshman, and finished his career with an Oregon State best 179 RBI. Conforto hit 31 home runs as a Beaver, and batted .340 with 44 doubles and 120 walks. Conforto became the fastest Oregon State player to the Major Leagues, first appearing for the New York Mets in 2015.



JAY DEAN • IF • 1954 • 1955

Infielder Jay Dean became the first Beaver to be named an All-American in two different seasons. He was a First-Team selection by the ABCA in 1954 after batting .456 with 26 RBI in North Division play. He was also named a First-Team selection by the ABCA a year later after batting .465 with one home run and 28 RBI. Dean was an All-Northern Division selection in both 1953 and 1954. He holds the program's career batting record with a .379 mark.



BRYCE FEHMEI • RHP • 2016 • 2018

Bryce Fehmel was named a Freshman All-American in 2016, then earned the honor as a junior in helping guide Oregon State to its third national championship. Fehmel was 10-1 with a 2.31 ERA as a freshman in 2016, and followed that with a 10-1 record and 3.19 ERA as a junior in 2018, helping guide the Beavers to their third national championship. He concluded his career with 33 wins and was a 2018 All-Pac-12 First-Team selection. He was named honorable mention in 2016 and 2019.



BRANDON EISERT • LHP • 2019

Brandon Eisert completed a three-year career at Oregon State by going 8-2 with an 8.03 earned run average in 2019. He was named a third-team All-American by Baseball America after appearing in 14 games, seven of which were starts. The lefty was an all-Pac-12 Honorable Mention selection in 2019. Eisert went 18-5 with a 2.28 ERA in 62 games over three seasons for the Beavers.



JACE FRY • LHP • 2014

Jace Fry earned first and second-team All-America honors in 2014 as a junior after going 11-2 with a 1.80 ERA. He was selected as the Pac-12's Pitcher of the Year that season, two years after being named a Freshman All-American by Collegiate Baseball, Baseball America and Perfect Game. Fry was 16-6 in 35 career games for the Beavers, sporting a 2.16 ERA and 153 strikeouts in 215 innings.



JACOBY ELLSBURY • OF • 2005

Jacoby Ellsbury had a monster season for the Beavers in 2005, a year in which the program won the Pac-10 Conference crown and advanced to Omaha for the first time since 1952. Ellsbury batted .406 as a junior, hitting six home runs with 48 RBI and stealing 26 bases. He was named a First-Team All-American that season and was a first-round MLB Draft selection by the Boston Red Sox. Ellsbury was selected as the Pac-10's Co-MVP in 2005 and was a first-team selection in 2004. He completed his three-year Oregon State career with a .365 batting average, 37 doubles, eight triples, 16 home runs, 101 RBI and 60 stolen bases.




SAM GAVIGLIO • RHP • 2011

Sam Gaviglio came to Oregon State from Ashland and lettered for the Beavers for three seasons. He was named a Freshman All-American in 2009, then went 12-3 with a 1.87 ERA as a junior in 2011 to be named a second-team All-American. Gaviglio was an All-Pac-10 First-Team selection in 2011 and a honorable mention honoree in 2009. He ended his career with a 25-8 record and 3.07 ERA in 49 games, 32 of which were starts.




COLE GILLESPIE • OF • 2006

Cole Gillespie had a breakthrough season for the Beavers in 2006. He was named the Pac-10's Player of the Year, and was selected as a First-Team All-American by the ABCA, Baseball America and Collegiate Baseball after batting .374 with 13 home runs and 57 RBI. Gillespie ended his OSU career in 2006 and batted .348 with 33 doubles, eight triples, 14 home runs and 79 RBI in 132 games.




CADYN GRENIER • IF • 2018

Cadyn Grenier will go down as one of the best defensive players in Oregon State history. He was named a second-team All-American by Baseball America and a third-teamer by D1Baseball.com in 2018. Grenier, a first-team All-Pac-12 selection that year, was also named the league's Defensive Player of the Year. He batted .319 with 17 doubles, six home runs, 47 RBI and a .969 fielding percentage as a junior.




KEVIN GUNDERSON • LHP • 2006

Kevin Gunderson, who owns the Oregon State single-season and career records for saves, was named a second-team All-American by the NCBWA in 2007. He saved a national-best 20 games that season, an Oregon State record, and his 37 from 2004-06 is the benchmark for relievers in Corvallis. Gunderson was named an All-Pac-10 First-Team selection in both 2005 and 2006 and an honorable mention honoree in 2004. He ended his OSU career with a 15-8 record and 2.62 ERA in 92 relief appearances.



LUKE HEIMLICH • LHP • 2017 • 2018

Luke Heimlich had two of the most dominant seasons in program history in 2017 and 2018, earning back-to-back All-America honors. The lefty was the two-time Pac-12 Pitcher of the Year, in 2017 and 2018. He was named the National Collegiate Pitcher of the Year as a senior. In 2017, he set the program's single-season record for ERA at 0.76. A year later, he set Oregon State's single-season record for wins at 16. After four seasons with the Beavers, Heimlich tied for the program's career record with 36 wins and sported a 2.49 ERA.



DWANE HELBIG • OF • 1952

Dwane Helbig became the first player in school history to be named an All-American when he was selected to the ABCA's second team in 1952. Helbig batted .418 with three home runs and 10 RBI in Northern Division play, earning all-league honors. That season, Helbig helped lead the program to its first ever NCAA College World Series appearance.




JEFF HENDRIX • OF • 2015

Corvallis native Jeff Hendrix was a third-team All-American by the ABCA in 2015 after batting .339 with six home runs and 34 RBI. He was a two-time All-Pac-12 First-Team selection and ended his career batting .339 with 26 doubles, 10 triples, eight home runs and 69 RBI.



CECIL IRA • LHP • 1962 • 1963

Cecil Ira became the second Beaver to earn All-American honors in at least two different seasons. He was selected to the ABCA's third team in 1962 after going 11-4 with a 1.23 ERA. He was also selected to the ABCA's third team in 1963 as he went 10-2 with a 1.82 ERA. His 1.23 ERA in 1962 still ranks as the fifth-best single-season mark in program history. His 12 complete games that season, meanwhile, are a program record. In 1963, he set the program record with five shutouts.



TREVOR LARNACH • OF • 2018

Trevor Larnach guided Oregon State to its third national championship in 2018, collecting five first-team All-America honors and one second-team selection along the way. He batted .348 as a junior, hitting 19 home runs with 77 RBI, adding a All-Pac-12 selection. His two-run home run in the second game of the College World Series finals pushed the series to a game three and eventual title. Larnach batted .311 and belted 22 home runs with 128 RBI in three seasons as a Beaver.




NICK MADRIGAL • IF • 2017 • 2018

Nick Madrigal exited his career at Oregon State in 2018 as the fourth overall selection by the Chicago White Sox. He left as a two-time All-American, in 2017 and 2018, and recognition as the Pac-12's Player of the Year as a sophomore. Madrigal was a three-time all-league selection. He was also named the conference's Defensive Player of the Year that season and honored with a Gold Glove Award from Rawlings and the ABCA. A year prior, in 2016, he was selected as the conference's Freshman of the Year. Madrigal batted .380 as a sophomore and completed his OSU career with a .361 batting average, 40 doubles, 11 triples, eight home runs, 103 RBI and 39 stolen bases.




ANDREW MOORE • RHP • 2013 • 2015

Andrew Moore lettered for Oregon State from 2013-15 and was named a First-Team All-American as a freshman and second-teamer as a junior. The 2013 Pac-12 Freshman of the Year went 14-2 in his first season in Corvallis, posting a 1.79 ERA. In 2015, he was 7-2 with a 1.91 ERA. Overall, he pitched in 51 games for Oregon State, going 27-9 with a 2.10 ERA and 251 strikeouts in 347 2/3 innings. Moore was a two-time all-league selection, in 2013 and 2015.



JAKE MULHOLLAND • LHP • 2017 • 2018 • 2019 • 2021

Jake Mulholland is Oregon State's first-ever four-time All-American. He was named an NCBWA Second-Team selection in 2017 and 2021, and a third-team honoree in 2018 and 2019. He completed his Oregon State career with a school-record 43 saves, which he set during the 2021 season. Mulholland pitched in 121 games all-time for OSU - 120 in relief - and finished with a 14-10 record and 2.53 ERA.



MARK NEWELL • RHP • 1997

Mark Newell earned NCBWA Third-Team All-America honors in 1997 after posting an 8-0 record and 2.12 ERA in 10 games, all starts. He also earned Pac-10 North First-Team honors that season. Newell ended his three-year Oregon State career with a 17-11 record and 7.26 ERA in 42 games.



SCOTT NICHOLSON • LHP • 2001

Scott Nicholson earned Third-Team All-American honors by Collegiate Baseball after the 2001 season. The left-hander went 11-2 with a 3.58 ERA. He was also named a First-Team All-Pac-10 selection a year after being named honorable mention. He pitched in two seasons for the Beavers, going 19-9 with a 4.09 ERA.



JONAH NICKERSON • RHP • 2005 • 2006

Jonah Nickerson completed his Oregon State career as a two-time All-American and 2006 National Champion. He earned second-team honors in both 2005 and 2006; he was 9-2 with a 2.13 ERA in 2005, following that up with a 13-4 record and 2.24 ERA in 2006. Nickerson also earned all-Pac-10 honors both seasons. He completed his OSU career by appearing in 52 games, with 46 starts, and was 26-9 with a 2.74 ERA in 292 2/3 innings.



LARRY PETERSEN • OF • 1960

Larry Petersen was named a First-Team All-American in 1960 after batting a Northern-Division best .419 with 19 RBI. He helped Oregon State to 71 wins over his three-year tenure. Petersen was an all-league performer in 1960.




ADLEY RUTSCHMAN • C • 2018 • 2019

Adley Rutschman had one of the most historic seasons in Oregon State history in 2019, winning the Golden Spikes Award, Dick Howser Trophy and Buster Posey Award. He was named the unanimous National Player of the Year by media organizations. He was also a unanimous First-Team All-American after batting .411 with 17 home runs and an NCAA-leading 76 walks. Rutschman was chosen by the league's coaches as the Pac-12's Player of the Year and the Co-Defensive Player of the Year. He was also named an All-American in 2018 after batting .408 with a school-record 102 hits. He was named the College World Series Most Outstanding Player after setting a CWS record with 17 hits.




MASON SMITH • RHP • 1994

Right-handed pitcher Mason Smith earned third-team All-American honors from Baseball America and Collegiate Baseball in 1994 after going 11-3 with a 2.39 ERA. He was selected as the Pac-10 North Division's Most Valuable Player that season as he led OSU to a 36-15 record. His 267 career strikeouts ranks sixth in Oregon State's record books.



JAKE THOMPSON • RHP • 2017

Jake Thompson became a breakout performer for the Beavers in 2017, going a Pac-12-best 14-1 with a 1.96 ERA. He was a unanimous first-team All-American, and held opponents to a .189 batting average against and 85 hits in 128 2/3 innings. Thompson was named an All-Pac-12 First-Team selection that season. Named a 2017 CoSIDA Academic All-American as a junior. He was taken in third round of the MLB Draft by Boston in 2017.



BEN WETZLER • LHP • 2014

Ben Wetzler, who has since gone by Holmes in professional baseball, earned All-American honors as a senior in 2014 after going 12-1 with a then-program record 0.78 ERA. A four-year letterwinner, Wetzler was a two-time All-Pac-12 selection. He appeared in 63 games, 57 starts, for Oregon State over his career, and his 36 wins are tied for the most in program history. He posted a 2.51 ERA, struck out 291 and allowed just 300 hits in 368 innings.



JIM WILSON • IF/OF • 1982

Jim Wilson was named a Third-Team All-American by the ABCA and Baseball America in 1982 after batting .336 with a school-record 21 home runs and 62 RBI. That year's Pac-10 North Division Most Valuable Player, he still holds the school record for home runs in a single season and his 62 RBI rank tied for sixth. Wilson finished with 27 career home runs, tying him for sixth in the OSU record books.

All-Region Honors

As selected by the American Baseball Coaches Association

All-District VIII

1949	Frank Roelandt, C	*.508, 20 RBI
1950	Gene Tanselli, SS	*.380, 7 RBI
1951	John Thomas, C	*.280, 10 RBI
1952	Bailey Brem, P	*3-2, 2.41 ERA
	Dwane Helbig, OF	*.418, 3 HR, 10 RBI
1953	Bailey Brem, P	*4-1, 2.00 ERA
	John Thomas, C	*.316, 1 HR, 9 RBI
	Bud Shirtcliff, OF	*.292, 2 HR, 10 RBI
1954	Jay Dean, 1B	.456, 26 RBI, 0 HR
1955	Jay Dean, 1B	.465, 28 RBIs, 1 HR
1957	Twink Pedersen, 3B	.400, 21 RBI
1959	Jerry Droscher, OF	.321, 19 RBI
1960	Larry Petersen, OF	.419, 19 RBI
1962	Cecil Ira, P	11-4, 1.23 ERA
1963	Cecil Ira, P	10-2, 1.83 ERA
	Al Lehrer, OF	.374, 19 RBI

All-Region IX

1976	Pete Rowe, C	.338, 4 HR, 30 RBI
1977	Jeff Doyle, 1B (2nd)	.350, 5 HR, 30 RBI
1978	Bob McNair, 1B (2nd)	.316, 10 HR 46 RBI
1982	Jim Wilson, 1B	.336, 21 HR, 62 RBI
	Mike Gorman, P (2nd)	9-2, 2.93 ERA
	Mickey Riley, 2B (2nd)	.374, 23 RBI
1984	Scott Anderson, P (2nd)	8-6, 1.66 ERA
1985	Dave Brundage, 1B	.370, 4 HR, 40 RBI; 7-3, 4.63 ERA
	Ken Bowen, SS (2nd)	.332, 4 HR, 44 RBI
	John Sipple, P (2nd)	10-2, 4.53 ERA
1986	Dave Brundage, OF	.366, 8 HR 44 RBI; 8-4, 3.19 ERA
	Ken Bowen, SS (2nd)	.293, 6 HR, 28 RBI
	Bryce Hulstrom, P (2nd)	7-2, 2.51 ERA
1987	Ken Bowen, SS	.404, 9 HR, 51 RBI
	Jeff Otis, P (2nd)	9-4, 2.88 ERA
1988	Ben Johnson, SS (2nd)	.276, 1 HR 26 RBI
	Lance Rice, C (2nd)	.323, 5 HR, 47 RBI
	John Sipple, P (2nd)	6-3, 1.82 ERA
1989	Jeff Brauning, 2B (2nd)	.340, 1 HR 38 RBI
1990	R.A. Nietzel, UTIL	.355, 3 HR, 20 RBI
1993	Scott Christman, P	14-1, 2.20 ERA
	Kevin Hooker, 2B	.351, 0 HR, 31 RBI
	A.J. Marquardt, OF	.376, 6 HR, 40 RBI

All-West Region

Includes Oregon, Washington, California, Arizona

1998	Andrew Checketts, P (2nd)	11-1 3.77 ERA
2001	Chris Biles, OF	.395, 9 HR, 48 RBI
	Scott Nicholson, P	11-2, 3.58 ERA
2005	Dallas Buck, P	12-1, 2.09 ERA, 1 Sv
	Jacoby Ellsbury, OF	.406, 6 HR, 48 RBI
	Pat Casey	Coach of the Year
2006	Dallas Buck, P	13-3, 3.44 ERA
	Cole Gillespie, OF	.374, 13 HR, 57 RBI
	Kevin Gunderson, P	3-2, 2.36 ERA 20 Sv

2006	Pat Casey	Coach of the Year
2007	Mitch Canham, C	.326, 10 HR, 57 RBI
2011	Sam Gaviglio, P	12-3, 2.54 ERA
2012	Michael Conforto, OF	.349, 13 HR, 76 RBI
	Tyler Smith (2nd)	.343, 1 HR, 39 RBI
2013	Michael Conforto, OF	.328, 11 HR, 47 RBI
	Andrew Moore, P	14-2, 1.79 ERA
2014	Michael Conforto, OF	.345, 7 HR, 56 RBI
	Jace Fry, LHP	11-2, 1.80 ERA
	Ben Wetzler, LHP	12-1, 0.78 ERA
	Dylan Davis, OF (2nd)	.283, 7 HR, 64 RBI
2015	Jeff Hendrix, OF	.339, 6 HR, 34 RBI
	Andrew Moore, RHP	7-2, 1.91 ERA
	Drew Rasmussen, RHP (2nd)	7-4, 2.80 ERA
	KJ Harrison, IF/C (2nd)	.309, 10 HR, 60 RBI
2016	KJ Harrison, INF (2nd)	.265, 10 HR, 47 RBI
	Logan Ice, C (2nd)	.310, 7 HR, 39 RBI
2017	Luke Heimlich, LHP	11-1, 0.76 ERA
	Nick Madrigal, 2B	.380, 4 HR, 40 RBI
	Jake Thompson, RHP	14-1, 1.96 ERA
2018	Adley Rutschman, C	.408, 9 HR, 83 RBI
	Trevor Larnach, OF	.348, 19 HR, 77 RBI
	Nick Madrigal, 2B	.367, 3 HR, 34 RBI
	Cadyn Grenier, SS (2nd)	.319, 6 HR, 47 RBI
2019	Adley Rutschman, C (1st)	.411, 17 HR, 58 RBI
2021	Jake Mulholland, LHP (2nd)	2-2, 3.03 ERA, 13 SV

Freshman All-Americans

Year	Name	Pos.	Org.	Team
1993	A.J. Marquadt	OF	Baseball America	Second
1996	Chris Pine	RHP	Baseball America	Second
	Chris Pine	RHP	Collegiate Baseball	HM
2000	Brian Barden	3B	Collegiate Baseball	First
2002	Aaron Mathews	OF	Collegiate Baseball	HM
2003	Jacoby Ellsbury	OF	Baseball America	Second
	Jacoby Ellsbury	OF	Collegiate Baseball	First
2004	Kevin Gunderson	LHP	Collegiate Baseball	First
2005	Darwin Barney	SS	Baseball America	Second
2005	Darwin Barney	SS	Collegiate Baseball	First
2007	Jorge Reyes	RHP	Baseball America	Second
2008	Kevin Rhoderick	RHP	Baseball America	Second
	Kevin Rhoderick	RHP	NCBWA	First
2008	Kevin Rhoderick	RHP	Collegiate Baseball	First
2009	Sam Gaviglio	RHP	Baseball America	Second
	Sam Gaviglio	RHP	NCBWA	First
	Sam Gaviglio	RHP	Collegiate Baseball	First
2010	Matt Boyd	UT	NCBWA	First
	Matt Boyd	UT	Collegiate Baseball	First
2011	Kavin Keyes	DH	Collegiate Baseball	First
2012	Michael Conforto	OF	Collegiate Baseball *	First
	Michael Conforto	OF	NCBWA *	First
	Michael Conforto	OF	Baseball America	First
	Michael Conforto	OF	Perfect Game	First
	Jace Fry	LHP	Collegiate Baseball	First
	Jace Fry	LHP	Baseball America	Second
	Jace Fry	LHP	Perfect Game	Second
2013	Andrew Moore	RHP	Collegiate Baseball	First
	Andrew Moore	RHP	NCBWA	First
	Andrew Moore	RHP	Baseball America	First
	Andrew Moore	RHP	Perfect Game	First
2015	KJ Harrison	IF/C	NCBWA	First
	KJ Harrison	IF/C	Baseball America	First
	KJ Harrison	IF/C	D1Baseball.com	First
	KJ Harrison	IF/C	Collegiate Baseball	First
	Mitch Hickey	RHP	Collegiate Baseball	First
	Mitch Hickey	RHP	NCBWA	Second
	Drew Rasmussen	RHP	NCBWA	First
	Drew Rasmussen	RHP	D1Baseball.com	First
	Drew Rasmussen	RHP	Collegiate Baseball	First
	Drew Rasmussen	RHP	Baseball America	Second
2016	Bryce Fehmel	RHP	NCBWA	First
	Bryce Fehmel	RHP	Perfect Game	First
	Bryce Fehmel	RHP	Collegiate Baseball	First
	Nick Madrigal	IF	Baseball America	First
	Nick Madrigal	IF	Collegiate Baseball	First
	Nick Madrigal	IF	D1Baseball.com	First
	Nick Madrigal	IF	Perfect Game	First
2017	Brandon Eisert	LHP	Collegiate Baseball	First
	Jake Mulholland	LHP	Collegiate Baseball	First
	Jake Muholland	LHP	NCBWA	First
	Jake Mulholland	LHP	D1Baseball.com	First
	Jake Mulholland	LHP	Baseball America	Second
	Jake Mulholland	LHP	Perfect Game	Second
2018	Kevin Abel	RHP	D1Baseball.com **	First
	Kevin Abel	RHP	Collegiate Baseball	First
2021	Will Frisch	RHP	Collegiate Baseball	First

* Denotes Freshman Hitter of the Year

** Denotes Freshman of the Year

Oregon State And International Baseball

Oregon State players who have played baseball Internationally

Brian Barden (2008 USA Baseball Olympic Team)

.265, 9 GP, 8 GS, 3 2B, 1 HR, 5 RBI, 4 BB, 1 SB

Brian Barden (2010 USA Baseball Pan Am Qualifying Team)

.320, 7 GP, 7 GS, 2 2B, 1 HR, 6 RBI, 2 BB, 0 SB

Darwin Barney (2006 USA Baseball CNT)

.276, 30 GP, 28 GS, 7 2B, 1 HR, 8 RBI, 17 BB, 6 SB

Carter Bell (2010 Team Canada Collegiate National Team)

.300, 6 GP, 0 2B, 1 3B, 1 HR, 5 RBI, 2 BB, 1 SB

Matt Boyd (2011 USA Baseball CNT)

1-0, 1.42 ERA, 5 APP, 0 GS, 6.1 IP, 4 R, 1 ER, 8 SO

Dan Child (2012 USA Baseball CNT)

0-0, 2.45 ERA, 2 SV, 7 APP, 0 GS, 11.0 IP, 4 R, 3 ER, 9 SO

Michael Conforto (2012 USA Baseball CNT)

.208, 16 GP, 16 GS, 2 2B, 2 HR, 12 RBI, 7 BB, 0 SB

Michael Conforto (2013 USA Baseball CNT)

.302, 18 GP, 18 GS, 5 2B, 3 HR, 10 RBI, 7 BB, 1 SB

Cadyn Grenier (2017 USA Baseball CNT)

.158, 14 GP, 13 GS, 2 2B, 1 HR, 2 RBI, 7 BB, 2 SB

Kevin Gunderson (2005 USA Baseball CNT)

1-0, 0.45 ERA, 11 APP, 1 GS, 20.0 IP, 2 R, 1 ER, 17 SO

KJ Harrison (2015 USA Baseball CNT)

.182, 17 GP, 15 GS, 2 2B, 6 RBI, 2 BB, 1 SB

KJ Harrison (2016 USA Baseball CNT)

.103, 13 GP, 9 GS, 3 RBI

Jordan Lennerton (2012 Team Canada World Cup Qualifying Team)

1.000, 1 GP, 0 GS, 0 2B, 1 HR, 2 RBI, 0 BB, 0 SB

Nick Madrigal (2017 USA Baseball CNT)

.258, 15 GP, 14 GS, 1 2B, 1 HR, 4 RBI, 3 BB, 8 SB

Andrew Moore (2014 USA Baseball CNT)

2-0, 2.12 ERA, 1 SV, 7 APP, 1 GS, 17.0 IP, 4 R, 4 ER, 19 SO

Jonah Nickerson (2005 USA Baseball CNT)

1-1, 2.00 ERA, 6 APP, 1 GS, 18.0 IP, 6 R, 4 ER, 23 SO

Drew Rasmussen (2015 USA Baseball CNT)

0-1, 4.26 ERA, 3 APP, 1 GS, 6.1 IP, 3 R, 3 ER, 7 SO

Kevin Rhoderick (2008 USA Baseball CNT)

0-0, 0.00 ERA, 1 APP, 0 GS, 1.0 IP, 0 R, 0 ER, 0 SO

Adley Rutschman (2018 USA Baseball CNT)

.355, 9 GP, 8 GS, 5 2B, 2 RBI, 5 BB



(MVP)-denotes league Most Valuable Player or Player of the Year; (FOY)-denotes league Freshman of the Year; (DPOY)-denotes Defensive Player of the Year

All-Northern Division

1948	Chuck Sauvain, P
1949	Frank Roelandt, C
1950	Gene Tanselli, SS Don White, P
1951	Pete Goodbrod, OF Gene Tanselli, SS Don White, P
1952	Bailey Brem, P Dwane Helbig, OF Chuck Fisk, SS (2nd) Pete Goodbrod, OF (2nd) Danny Johnston, 2B (2nd)
1953	Bailey Brem, P Jay Dean, 1B Bud Shirtcliff, OF Norb Wellman, P
1954	Jay Dean, 1B Chuck Fisk, 2B Jack Pinion, OF
1955	Jay Dean, 1B Jerry Exley, OF Jerry Bettendorf, IF (2nd) Bobby Buob, IF (2nd) Bill Epperle, P (2nd) Chuck Fisk, IF (2nd) John Fredericks, OF (2nd) Al Guidotti, P (2nd) Phil Jantze, OF (2nd) Dan Lovejoy, C (2nd)
1956	Jerry Exley, OF
1957	Tom Hunt, OF Twink Pedersen, 3B Syl Johnson, P (2nd) Dan Luby, 2B (2nd)
1958	Gene Bates, 1B Tom Bowen, 3B Gary Moore, P Bob Berreman, OF (HM) Ray Lunde, P (HM)
1959	Kim Bradshaw, OF Jerry Droscher, OF Bill Wagner, 3B Grimm Mason, OF (2nd) Gary Moore, P (2nd)
1960	Larry Petersen, OF Bill Wagner, 3B
1961	Grimm Mason, OF Bill Wagner, 3B
1962	Cecil Ira, P Al Lehrer, 3B
1963	Cecil Ira, P Al Lehrer, 3B Dave Long, 2B Frank Peters, OF Doug Stahl, SS
1964	Steve Clark, P
1965	Morrell Cray, C Ron Lucas, SS
1966	Jack Humphrey, P

All-Pacific-8

1967	Jack Humphrey, P (2nd)
1987	Tom Jones, 1B (2nd) Bob Kaiser, OF (2nd)

1968	Ken Forsch, P (2nd) Tom Jones, 1B (2nd)
1969	Lute Barnes, SS (2nd)
1970	Bob Beall, 1B Dave Wiggins, UTIL (2nd)
1971	Dan Cunningham, UTIL (2)

All-Northern Division

1972	Dan Cunningham, UTIL
1974	Rob Drahn, DH Greg Jurgenson, P Pete Rowe, OF
1975	Ramon Gonzalez, OF Gail Meier, P Pete Rowe, C Tom Simas, UTIL
1976	Jeff Doyle, UTIL Ken Noble, P Pete Rowe, C
1977	Rich Dodge, OF Jeff Doyle, 2B Pete Rowe, C
1978	Rich Harper, C Bob McNair, 1B Jerry Miller, OF Jerry Yung, UTIL
1979	Dave Backen, UTIL
1980	Al Hunsinger, 3B Bob McNair, 1B
1981	Dave Backen, UTIL Al Hunsinger, 1B (MVP) Todd Thomas, OF
1982	Mike Gorman, P Jim Grove, OF Mickey Riley, 2B Jim Wilson, 1B (MVP)
1983	Jeff Reece, P (MVP) Steve Smith, OF Dain Syverson, 3B Todd Thomas, UTIL
1984	Scott Anderson, P Dain Syverson, 3B
1985	Ken Bowen, SS Dave Brundage, 1B Mel Malinak, 2B John Sipple, P Quinn Williams, 3B
1986	Ken Bowen, SS Dave Brundage, P, OF (MVP) Bryce Hulstrom, P Quinn Williams, 3B
1987	Ken Bowen, SS (MVP) Randy Duke, UTIL Jeff Otis, P Rod Scheckla, P
1988	Ben Johnson, SS Lance Rice, C John Sipple, P
1989	Jeff Brauning, 2B Ben Johnson, SS Jeff Otis, P
1990	Jeff Post, P Aaron Anderson, 1B (2nd) Ben Johnson, SS (2nd) R.A. Neitzel, 3B (2nd) Paul Sanders, C (2nd) Dave Schoppe, UTIL (2nd)
1991	Kevin Hooker, 2B Jeff Post, P (2nd) Paul Sanders, C (2nd) Dave Schoppe, UTIL (2nd)

1992	Jamie Burke, 3B (2nd) Scott Christman, P (2nd)
1993	Jamie Burke, 3B Scott Christman, P (MVP) Kevin Hooker, 2B Randy Hunter, C A.J. Marquardt, OF
1994	Mason Smith, P (MVP) A.J. Marquardt, OF Mike Thurman, P
1995	Kevin Hooker, UTIL Pat Meiwes, 3B Kevin Hooker, 2B (2nd) David Schmidt, C (2nd)
1996	Brandon Hageman, SS Ryan Lipe, 3B Eric Lovinger, P Ryan McDonald, 2B Chris Pine, P David Schmidt, C Chris Wakeland, OF
1997	Ben Bertrand, C Mike Boire, P Andrew Checketts, P Mike Leone, DH Ryan Lipe, 3B Ryan McDonald, 2B Mark Newell, P Jason Stranberg, OF
1998	A. Checketts, P (MVP) Ben Bertrand, C Rob Colley, OF Joe Gerber, DH

All-Pacific-10

1999	Joe Gerber, 1B Corrie Willkie, 2B (HM) B.R. Cook, P (HM)
2000	Joe Gerber, 1B Drew Hedges, OF Brian Barden, 3B (HM) Andy Jarvis, DH (HM) Thad Johnson, P (HM) Scott Nicholson, P (HM)
2001	Brian Barden, 3B Chris Biles, OF Bryan Ingram, C Scott Nicholson, P Josh Carter, OF (HM) Curtis Davis, DH (HM) Thad Johnson, P (HM)
2002	Brian Barden, 3B Will Hudson, SS (HM) Andy Jarvis, 1B (HM) Ty Kline, P (HM) Aaron Mathews, OF (HM) Seth Pietsch, OF (HM) Jared Sanders, P (HM)
2003	Jake Postlewait, P Chris Biles, OF/DH (HM) Tony Calderon, IF (HM) Jacoby Ellsbury, OF (HM) Andy Jarvis, 1B (HM) Aaron Mathews, OF (HM) Seth Pietsch, OF (HM)
2004	Jacoby Ellsbury, OF Aaron Mathews, OF Jake Postlewait, P Kevin Gunderson, P (HM) Paul Richie, C (HM)

2005	Jacoby Ellsbury, OF (co-MVP) Darwin Barney, SS (FOY) Dallas Buck, P Kevin Gunderson, P Andy Jenkins, 1B Jonah Nickerson, P Nate Fogle, P (HM) Ryan Gipson, 2B (HM) Tyler Graham, OF (HM) Anton Maxwell, P (HM) Shea McFeely, 3B (HM)
2006	Cole Gillespie, OF (MVP) Darwin Barney, SS Dallas Buck, P Jonah Nickerson, P Kevin Gunderson, P Mitch Canham, C (HM) Shea McFeely, 3B (HM) Chris Kunda, 2B (DPOY)
2007	Mitch Canham, C Darwin Barney, SS (HM) Eddie Kunz, P (HM) Jordan Lennerton, 1B (HM)
2008	Ryan Ortiz, C Kevin Rhoderick, P (HM) Daniel Robertson, OF (HM) John Wallace, OF (HM)
2009	Ryan Ortiz, C Sam Gaviglio, P (HM) Jared Norris, 1B (HM) Kevin Rhoderick, P (HM) Adalberto Santos, UT (HM) Tyler Waldron, P (HM)
2010	Stefen Romero, 3B Adalberto Santos, OF Matt Boyd, P (HM) Rob Folsom, OF (HM) Greg Peavey, P (HM) Kevin Rhoderick, P (HM)
2011	Tony Bryant, P Sam Gaviglio, P Kavin Keyes, P Carter Bell, 3B (HM) Matt Boyd, P (HM) Ryan Dunn, SS (HM) Josh Osich, P (HM) Tyler Smith, 2B (HM) Andrew Susac, C (HM)
2012	Michael Conforto, OF (Freshman of the Year) Tyler Smith, SS Jace Fry, LHP (HM) Dan Child, RHP (HM) Ryan Dunn, 3B (HM) Jake Rodriguez, C (HM)
2013	Michael Conforto, OF (Player of the Year) Andrew Moore, RHP (Pitcher of the Year) Tyler Smith, SS Dylan Davis, OF Jake Rodriguez, C Matt Boyd, LHP Ben Wetzler, LHP Andy Peterson, 2B (HM) Scott Schultz, RHP (HM)
2014	Michael Conforto, OF (Player of the Year) Jace Fry, LHP (Pitcher of the Year)

All-Conference, Continued

2014	Dylan Davis, OF Jeff Hendrix, OF Ben Wetzler, LHP Scott Schultz, RHP (HM) Logan Ice, C (HM)
2015	KJ Harrison, IF (Freshman of the Year) Jeff Hendrix, OF Andrew Moore, RHP Drew Rasmussen, RHP Kyle Nobach, OF (HM)
2016	Logan Ice, C (Defensive Player of the Year) Nick Madrigal, IF (Freshman of the Year) KJ Harrison, IF Christian Donahue, OF Bryce Fehmel, RHP (HM)
2017	Nick Madrigal, IF (Player & Def. Player of the Year) Luke Heimlich, LHP (Pitcher of the Year) Jack Anderson, OF Cadyn Grenier, IF KJ Harrison, IF Jake Thompson, RHP Brandon Eisert, LHP (HM) Michael Gretler, IF (HM) Steven Kwan, OF (HM) Trevor Larnach, OF (HM) Jake Mulholland, LHP (HM) Adley Rutschman, C (HM)
2018	Luke Heimlich, LHP (Pitcher of the Year) Cadyn Grenier, IF (Defensive Player of the Year) Bryce Fehmel, RHP Steven Kwan, OF Trevor Larnach, OF Nick Madrigal, IF Adley Rutschman, C Michael Gretler, IF (HM) Jake Mulholland, LHP (HM)
2019	Adley Rutschman, C (Player & Co-Def. Player of Year) Alex McGarry, DH Jake Mulholland, LHP Brandon Eisert, LHP (HM) Bryce Fehmel, RHP (HM) Grant Gambrell, RHP (HM) Mitchell Verburg, RHP (HM)
2021	Troy Claunch, C Will Frisch, RHP Jake Mulholland, LHP Kevin Abel, RHP (HM) Garret Forrester, IF (HM) Jacob Melton, IF/OF (HM) Bryant Salgado, RHP (HM)

Coach of the Year

Northern Division

1982	Jack Riley
1983	Jack Riley
1986	Jack Riley
1993	Jack Riley
1994	Jack Riley
1997	Pat Casey

Pacific-10

2005	Pat Casey
2006	Pat Casey
2011	Pat Casey

Pac-12

2013	Pat Casey
2017	Pat Casey

2022 OREGON STATE BASEBALL
PLAYERS OF THE WEEK

Twitter.com/BeaverBaseball
Instagram.com/BeaverBaseball
Facebook.com/OregonStateBaseball

Pac-12 Players Of The Week

Year	Date	Name	Position
2021	Feb. 24	Ryan Ober	IF
	April 6	Jacob Melton	IF
2019	March 19	Adley Rutschman	C
	April 8	Adley Rutschman	C
2018	Feb. 20	Trevor Larnach	OF
	April 16	Trevor Larnach	OF
	April 30	Steven Kwan	OF
2017	March 21	Cadyn Grenier	2B
	March 28	KJ Harrison	1B
	April 3	Nick Madrigal	SS
2016	Feb. 23	Nick Madrigal	2B
	March 8	Logan Ice	C
2015	Feb. 23	KJ Harrison	1B
2014	Feb. 18	Michael Conforto	OF
	May 12	Jeff Hendrix	OF
2013	March 5	Michael Conforto	OF
	March 12	Tyler Smith	SS
	March 19	Michael Conforto	OF
2012	May 21	Danny Hayes	DH

Pac-10 Players Of The Week

Year	Date	Name	Position
2011	March 8	Andrew Susac	C
	April 11	Ryan Dunn	SS
	April 18	Kavin Keyes	DH
2010	May 31	Adalberto Santos	OF
2009	April 6	Ryan Ortiz	C
2008	March 25	Ryan Ortiz	C
	April 22	Lonnie Lechelt	3B
2006	May 23	Mitch Canham	C
	May 29	Cole Gillespie	OF
2005	April 12	Jacoby Ellsbury	OF
	April 26	Andy Jenkins	1B
2003	April 14	Aaron Mathews	OF
2002	May 6	Andy Jarvis	1B
2001	March 13	Andy Jarvis	1B
	March 27	Bryan Ingram	C
	April 23	Brian Barden	3B

Pac-10 Players Of The Week (North)

Year	Date	Name	Position
1998	February 17	Corrie Wilkie	2B
	March 3	Ryan Lipe	3B
	March 31	Rob Colley	OF
	April 6	Ben Bertrand	C
	April 20	Joe Gerber	1B
	May 11	Troy Schader	SS
1997	March 18	Matt Bailie	1B
	April 15	Ryan Lipe	3B
1996	March 5	David Schmidt	C
	March 19	Mark Leone	IF
	April 15	Chris Wakeland	OF
1995	March 7	Kevin Hooker	2B
1994	March 15	Brent Watts	3B
	April 5	Todd Black	OF
	May 16	A.J. Marquadt	OF
	May 23	A.J. Marquadt	OF
1993	March 9	Jim Champion	1B
1992	March 3	Randy Hunter	C
1991	March 26	Aaron Anderson	1B
1990	May 7	R.A. Neitzel	3B
1989	May 1	Scott Sanders	OF
	May 8	Brent Hahn	C
	May 15	Ben Johnson	SS

1988	May 9	Troy Haugen	3B
1987	March 23	Ken Bowen	SS
	April 6	Lance Rice	C
	May 3	Ken Bowen	SS
1986	April 14	Quinn Williams	SS
	April 21	Tim Lambert	3B
1985	March 3	Ken Bowen	SS
1985	April 1	Quinn Williams	SS
	April 8	Dave Brundage	1B
	May 6	Dave Brundage	1B
1984	March 26	Gary Hamilton	OF
	April 16	Scott Anderson	RHP
1983	May 2	Todd Thomas	SS
	May 16	Jeff Reece	RHP
	May 23	Jeff Reece	RHP
1982	April 19	Jim Wilson	1B
	April 26	Mike Gorman	RHP
1981	May 10	Jim Wilson	1B
	April 13	Todd Thomas	OF

Pac-10/12 Superlatives

Players Of The Week
OSU Total: 78
North Division: 43
Selections By School

Arizona State	116
Stanford	83
Oregon State	78
Arizona	73
Washington State	69
Washington	66
UCLA	66
USC	63
California	59
Oregon	17
Utah	5

Multi OSU Selections

Ken Bowen	3
Michael Conforto	3
Adley Rutschman	2
Trevor Larnach	2
Nick Madrigal	2
Ryan Ortiz	2
Andy Jarvis	2
Ryan Lipe	2
Todd Thomas	2
Jeff Reece	2
A.J. Marquadt	2
Quinn Williams	2
Dave Brundage	2
Jim Wilson	2

Pac-12 Pitchers Of The Week

Year	Date	Name	Position
2021	March 2	Kevin Abel	RHP
	March 30	Kevin Abel	RHP
	May 24	Cooper Hjerpe	LHP
2019	Feb. 19	Bryce Fehmel	RHP
	April 1	Brandon Eisert	LHP
2018	March 26	Luke Heimlich	LHP
	April 16	Luke Heimlich	LHP
	May 14	Luke Heimlich	LHP
	May 21	Luke Heimlich	LHP
2017	Feb. 21	Luke Heimlich	LHP
	March 21	Jake Thompson	RHP
	March 28	Bryce Fehmel	RHP
	April 10	Jake Mulholland	LHP
	April 24	Luke Heimlich	LHP
	May 8	Luke Heimlich	LHP
	May 22	Jake Thompson	RHP
2016	March 14	Drew Rasmussen	RHP
	April 4	Travis Eckert	RHP
	May 23	Travis Eckert	RHP
	May 30	Luke Heimlich	LHP
2015	March 9	Andrew Moore	RHP
	March 23	Drew Rasmussen	RHP
	April 20	Andrew Moore	RHP
	May 25	Andrew Moore	RHP
2014	March 11	Jace Fry	LHP
	March 31	Jace Fry	LHP
	May 5	Jace Fry	LHP
	May 19	Ben Wetzler	LHP
2013	Feb. 25	Matt Boyd	LHP
	March 19	Matt Boyd	LHP
	May 20	Andrew Moore	RHP
2012	April 23	Jace Fry	LHP

Pac-10 Pitchers Of The Week

Year	Date	Name	Position
2011	March 1	Sam Gaviglio	RHP
	March 21	Sam Gaviglio	RHP
	May 2	Josh Osich	LHP
2010	March 1	Greg Peavey	RHP
	March 22	Tanner Robles	LHP
	April 12	Greg Peavey	RHP
	May 31	Sam Gaviglio	RHP
2006	May 23	Dallas Buck	RHP
2005	February 22	Anton Maxwell	LHP
	May 17	Dallas Buck	RHP
	May 24	Dallas Buck	RHP
2004	March 23	Andy Baldwin	RHP
	April 27	Kevin Gunderson	LHP
2002	April 29	Ben Rowe	RHP
2001	April 2	Scott Nicholson	LHP
	May 21	Scott Nicholson	LHP
2000	May 28	Scott Nicholson	LHP
1999	February 23	B.R. Cook	RHP
	April 26	B.R. Cook	RHP

Pac-10 Pitchers Of The Week (North)

Year	Date	Name	Position
1998	February 17	Andrew Checketts	RHP
	February 24	Chris Pine	RHP
	March 3	Andrew Checketts	RHP
	March 10	Brody Percell	LHP
	March 24	Andrew Checketts	RHP
	March 31	Andrew Checketts	RHP
	April 13	Chris Pine	RHP

	April 20	Brody Percell	LHP
	May 4	Andrew Checketts	RHP
1997	March 18	Mark Newell	RHP
	April 1	Mark Newell	RHP
	May 6	Andrew Checketts	RHP
	May 13	James Bronson	RHP
1996	March 5	Eric Lovinger	RHP
	March 19	Chris Pine	RHP
	April 8	Andrew Checketts	RHP
1996	April 22	Andrew Checketts	RHP
	April 29	Chris Pine	RHP
	May 6	Chris Pine	RHP
	May 13	Eric Lovinger	RHP
1995	March 14	Kevin Hooker	RHP
1994	March 22	Mason Smith	RHP
	April 5	Mike Thurman	RHP
	April 11	Eric Lovinger	RHP
	May 16	Mason Smith	RHP
1993	March 23	Mike Thurman	RHP
	April 12	Scott Christman	LHP
	April 19	Scott Christman	LHP
	May 17	Scott Christman	LHP
	May 24	Scott Christman	LHP
1992	March 17	Scott Christman	LHP
	March 30	Jeff Post	RHP
	April 27	Scott Christman	LHP
1991	March 26	Jeff Smith	RHP
	April 16	Jeff Post	RHP
	May 14	Jeff Smith	RHP
1990	May 7	Jeff Post	RHP
1988	May 2	John Sipple	LHP
	May 9	John Sipple	LHP
1987	March 23	Chris Payne	RHP
	April 27	Rod Scheckla	RHP
	May 10	Jeff Otis	RHP
1986	March 31	Bryce Hulstrom	LHP
	April 14	Bryce Hulstrom	LHP
	April 28	Dave Brundage	LHP
	May 5	Dave Brundage	LHP



Pac-10/12 Superlatives








Pitchers Of The Week
OSU Total: 97
North Division: 46
Selections By School

Oregon State	97
Stanford	91
UCLA	84
Arizona State	68
USC	68
Arizona	57
Washington	47
Washington State	43
California	36
Oregon	19
Utah	2

Multi OSU Selections

Luke Heimlich	8
Andrew Checketts	8
Scott Christman	6
Chris Pine	5
Jace Fry	4
Andrew Moore	4
Sam Gaviglio	3
Dallas Buck	3
Scott Nicholson	3
Eric Lovinger	3
Jeff Post	3
Kevin Abel	2
Bryce Fehmel	2
Jake Thompson	2
Drew Rasmussen	2
Travis Eckert	2
Matt Boyd	2
Greg Peavey	2
Mike Thurman	2
Brody Percell	2
Mark Newell	2
Mason Smith	2
Jeff Smith	2
John Sipple	2
Bryce Hulstrom	2
Dave Brundage	2

Academic All-Americans

 Ken Bowen 1986 & 1987 Marketing 3.60 GPA	 Bryan Ganter 1986 & 1987 Pre-Medicine 3.65 GPA	 Mason Smith 1994 Business 3.83 GPA	 Ben Bertrand 1998 Science 3.46 GPA
 Mitch Canham 2007 Business Administration 3.53 GPA	 Jake Thompson 2017 Economics 3.60 GPA	 Ryan Ober 2020 Finance 3.66 GPA	

Pac-10/12 Conference All-Academic

(MVP)-denotes player was on first team; (2nd) - denotes player was named to second team; (HM) - denotes honorable mention.

Year	Player	Year	Team	Year	Player	Year	Team
1991	David Anderson	Jr.	1st	2008	Braden Wells	Sr.	2nd
	Mason Smith	Fr.	1st		Jason Ogata	Jr.	HM
	Paul Sanders	Sr.	2nd		Ryan Ortiz	So.	HM
	Kevin Hooker	Fr.	HM		John Wallace	Jr.	HM
	Jon Yonemitsu	So.	HM	2009	John Wallace	Sr.	2nd
1992	David Anderson	Sr.	1st		Rob Folsom	Jr.	HM
	Mason Smith	So.	1st		Ryan Ortiz	Jr.	HM
1993	Mason Smith	Jr.	1st		Kraig Sitton	So.	HM
1994	Mason Smith	Sr.	1st	2010	Rob Folsom	Sr.	2nd
1996	Ryan Lipe	So.	1st		Kraig Sitton	Jr.	HM
	Mitch Gregg	So.	HM	2011	Ryan Barnes	So.	HM
1997	Ben Bertrand	Jr.	1st		Parker Berberet	Sr.	HM
	Ryan Lipe	Jr.	1st		Garrett Nash	So.	HM
1998	Ben Bertrand	Sr.	1st	2012	Zack Reser	RFr.	2nd
	Ryan Lipe	Sr.	1st		Ryan Barnes	Jr.	HM
	B.R. Cook	So.	HM		Jake Rodriguez	So.	HM
	Curtis Davis	RFr.	HM		Taylor Starr	Sr.	HM
1999	B.R. Cook	Jr.	1st		John Tommasini	Sr.	HM
	Jeff Sakamoto	Sr.	1st		Ben Wetzler	So.	HM
	Paul Hansen	So.	HM	2013	Ryan Barnes	Sr.	HM
2000	Paul Hansen	Jr.	HM		Cole Brocker	Sr.	HM
	Tim Dryden	Sr.	HM		Dan Child	Jr.	HM
2001	Stephen Copeland	So.	1st		Jake Rodriguez	Jr.	HM
	Thad Johnson	Sr.	1st		Ben Wetzler	Jr.	HM
				2014	Brandon Jackson	Sr.	HM
					Andrew Moore	So.	HM
					Zack Reser	Jr.	HM

Year	Player	Year	Team
2014	Ben Wetzler	Sr.	HM
2015	Andrew Moore	Jr.	2nd
	Caleb Hamilton	So.	HM
	Logan Ice	So.	HM
	Billy King	So.	HM
2016	Jack Anderson	RSo.	1st
	Jake Thompson	Jr.	1st
	Max Engelbrekt	RJr.	2nd
	Scotland Church	Jr.	HM
	Christian Donahue	So.	HM
	KJ Harrison	So.	HM
	Luke Heimlich	So.	HM
	Logan Ice	Jr.	HM
	Billy King	Jr.	HM
	Kyle Nobach	Jr.	HM
Drew Rasmussen	So.	HM	
2017	Jack Anderson	RJr.	1st
	Max Engelbrekt	RSr.	1st
	Jake Thompson	RJr.	1st
	Andy Atwood	So.	2nd
	Cadyn Grenier	So.	2nd
	Michael Gretler	Jr.	2nd
	Christian Donahue	Jr.	HM
	Bryce Fehmel	So.	HM
	KJ Harrison	Jr.	HM
	Luke Heimlich	Jr.	HM
	Steven Kwan	So.	HM
	Trevor Larnach	So.	HM
	Nick Madrigal	So.	HM
Drew Rasmussen	RSo.	HM	
Zak Taylor	So.	HM	
Sam Tweedt	RSo.	HM	
2018	Jack Anderson	RSr.	1st
	Cadyn Grenier	Jr.	1st
	Andy Armstrong	So.	2nd
	Michael Gretler	Sr.	2nd
	Brandon Eisert	So.	HM
	Bryce Fehmel	Jr.	HM
	Grant Gambrell	So.	HM
	Luke Heimlich	Sr.	HM
	Preston Jones	So.	HM
	Steven Kwan	Jr.	HM
	Nick Madrigal	Jr.	HM
	Tyler Malone	So.	HM
	Jake Mulholland	So.	HM
	Kyle Nobach	RSr.	HM
Adley Rutschman	So.	HM	
Zak Taylor	Jr.	HM	
2019	Ryan Ober	So.	1st
	Andy Armstrong	Jr.	2nd
	Nathan Burns	So.	HM
	Joe Casey	RSo.	HM
	Troy Claunch	So.	HM
	Brandon Eisert	Jr.	HM
	Bryce Fehmel	Sr.	HM
	Preston Jones	Jr.	HM
	Tyler Malone	Jr.	HM
	Alex McGarry	RSo.	HM
	Kyler McMahan	So.	HM
	Jake Mulholland	Jr.	HM
	Adley Rutschman	Jr.	HM
Zak Taylor	Sr.	HM	
Sam Tweedt	RSr.	HM	
Mitchell Verburg	RSo.	HM	
2020	Andy Armstrong	Sr.	AHR

Year	Player	Year	Team	
2020	Nathan Burns	Jr.	AHR	
	Jake Dukart	So.	AHR	
	Matthew Gretler	So.	AHR	
	Joey Mundt	So.	AHR	
	Ryan Ober	Jr.	AHR	
	Jake Pfennigs	Jr.	AHR	
	Andrew Walling	So.	AHR	
	Zack Zalesky	RJr.	AHR	
	2021	Andy Armstrong	Sr.	AHR
		Justin Boyd	Fr.	AHR
Nathan Burns		Jr.	AHR	
Troy Claunch		Jr.	AHR	
Jordan Donahue		Fr.	AHR	
Jake Dukart		So.	AHR	
Thomas Dukart		Fr.	AHR	
Kyle Froemke		So.	AHR	
Greg Fuchs		So.	AHR	
Matthew Gretler		So.	AHR	
Cole Hamilton		So.	AHR	
Jaren Hunter		Fr.	AHR	
Brady Kasper		Fr.	AHR	
Kyle Keyes		Fr.	AHR	
AJ Lattery		Fr.	AHR	
Wade Meckler		So.	AHR	
Jacob Melton		So.	AHR	
Joey Mundt	So.	AHR		
Ryan Ober	Jr.	AHR		
Jake Pfennigs	So.	AHR		
Daniel Pruitt	Fr.	AHR		
Reid Sebby	Jr.	AHR		
Justin Thorsteinson	Fr.	AHR		
Chase Watkins	So.	AHR		

AHR indicates Academic Honor Roll. The Pac-12 no longer announces for first, second and honorable mention starting in 2020

Pac-12 Scholar-Athlete Of The Year

2017	Max Engelbrekt	RSr.
2018	Jack Anderson	RSr.



SCOTT ANDERSON (1981-1984)

Year	Club	W	L	G	GS	CG	SHO	SV	IP	H	R	ER	BB	SO	ERA
1987	Texas (AL)	0	1	8	0	0	0	0	11.1	17	12	12	8	6	9.53
1990	Montreal (NL)	0	1	4	3	0	0	0	18.0	12	6	6	5	16	3.00
1995	Kansas City (AL)	1	0	6	4	0	0	0	25.1	29	15	15	8	6	5.33
MLB Totals (3 seasons)		1	2	18	7	0	0	0	54.2	58	33	33	21	28	5.43
OSU Career (4 seasons)		25	17	67	40	19	1	5	325.2	291	171	126	147	258	3.48



BRIAN BARDEN (2000-2002)

Year	Club	AVG	GP	AB	R	H	2B	3B	HR	RBI	SLG	BB	SO	OBA	SB
2007	Arizona (NL)	.083	8	12	0	1	0	0	0	0	.083	0	3	.083	0
2007	St. Louis (NL)	.217	15	23	6	5	1	0	0	0	.261	2	4	.280	0
2008	St. Louis (NL)	.222	9	9	0	2	0	0	0	1	.222	0	4	.222	0
2009	St. Louis (NL)	.233	52	103	13	24	3	0	4	10	.379	6	21	.286	0
2010	Florida (NL)	.179	35	28	2	5	0	0	0	3	.179	3	12	.281	0
MLB Totals (4 seasons)		.211	119	175	21	37	4	0	4	14	.302	11	44	.258	0
OSU Career (3 seasons)		.362	156	150	148	231	39	5	25	154	.556	51	86	.417	9




LUTE BARNES (1967-1969)

Year	Club	AVG	GP	AB	R	H	2B	3B	HR	RBI	SLG	BB	SO	OBA	SB
1972	New York (NL)	.236	24	72	5	17	2	2	0	6	.319	6	4	.291	0
1973	New York (NL)	.500	3	2	2	1	0	0	0	1	.500	0	1	.500	0
MLB Totals (2 seasons)		.243	27	74	7	18	2	2	0	7	.324	6	5	.296	0
OSU Career (3 seasons)		.287	-	429	-	123	15	7	2	39	.368	-	-	-	25



DARWIN BARNEY (2005-2007)

Year	Club	AVG	GP	AB	R	H	2B	3B	HR	RBI	SLG	BB	SO	OBA	SB
2010	Chicago (NL)	.241	30	79	12	19	4	0	0	2	.291	6	12	.294	0
2011	Chicago (NL)	.276	143	529	66	146	23	6	2	43	.313	22	67	.353	9
2012	Chicago (NL)	.254	156	548	73	139	26	4	7	44	.354	33	58	.299	6
2013	Chicago (NL)	.208	141	501	49	104	25	1	7	41	.303	35	64	.266	4
2014	Chicago (NL)	.230	72	204	18	47	10	2	2	16	.328	9	31	.265	1
2014	Los Angeles (NL)	.303	22	33	6	10	1	0	1	7	.424	8	3	.467	0
2015	Los Angeles (NL)	.000	2	4	0	0	0	0	0	0	.000	0	0	.000	0
2015	Toronto (AL)	.304	15	23	4	7	1	0	2	4	.609	1	2	.333	0
2016	Toronto (AL)	.269	104	279	35	75	13	2	4	19	.373	22	48	.322	2
2017	Toronto (AL)	.232	129	336	34	78	14	0	6	25	.327	18	64	.275	7
MLB Totals (8 seasons)		.246	814	2536	297	625	117	15	31	201	.341	155	349	.294	29
OSU Career (3 seasons)		.311	191	765	152	238	40	6	7	136	.407	99	73	.396	36



BOB BEALL (1968-1970)

Year	Club	AVG	GP	AB	R	H	2B	3B	HR	RBI	SLG	BB	SO	OBA	SB
1975	Atlanta (NL)	.226	20	31	2	7	2	0	0	1	.290	6	9	.351	0
1978	Atlanta (NL)	.243	108	185	29	45	8	0	1	16	.303	36	27	.368	4
1979	Atlanta (NL)	.133	17	15	1	2	2	0	0	1	.267	3	4	.263	0
1980	Pittsburgh (NL)	.000	3	3	0	0	0	0	0	0	.000	0	1	.000	0
MLB Totals (4 seasons)		.231	148	234	32	54	12	0	1	18	.295	45	41	.355	4
OSU Career (3 seasons)		.269	-	357	-	96	16	8	7	58	.417	-	-	-	22




MATT BOYD (2010-2013)

Year	Club	W	L	G	GS	CG	SHO	SV	IP	H	R	ER	BB	SO	ERA
2015	Toronto (AL)	0	2	2	2	0	0	0	6.2	15	11	11	1	7	14.85
2015	Detroit (AL)	1	4	11	10	0	0	0	50.2	56	39	37	19	36	6.57
2016	Detroit (AL)	6	5	20	18	0	0	0	97.1	97	51	49	29	82	4.53
2017	Detroit (AL)	6	11	26	25	1	1	0	135.0	157	84	79	53	110	5.27
2018	Detroit (AL)	9	13	31	31	0	0	0	170.1	146	87	83	51	159	4.39
2019	Detroit (AL)	9	12	32	32	0	0	0	185.1	178	101	94	50	238	4.56
2020	Detroit (AL)	3	7	12	12	1	0	0	60.1	67	46	45	22	60	6.71
2021	Detroit (AL)	3	8	15	15	0	0	0	78.2	77	37	34	23	67	3.89
MLB Totals (7 seasons)		37	62	149	145	2	1	0	784.1	793	456	432	248	759	4.96
OSU Career (4 seasons)		22	5	101	20	4	3	8	258.1	198	74	61	71	216	2.13




JAMIE BURKE (1992-1993)

Year	Club	AVG	GP	AB	R	H	2B	3B	HR	RBI	SLG	BB	SO	OBA	SB
2001	Anaheim (AL)	.200	9	5	1	1	0	0	0	0	.200	0	2	.200	0
2003	Chicago (AL)	.375	6	8	0	3	0	0	0	2	.375	0	0	.375	0
2004	Chicago (AL)	.333	57	120	22	40	9	0	0	15	.408	10	13	.386	0
2005	Chicago (AL)	.000	1	0	0	0	0	0	0	0	.000	0	0	.000	0
2007	Seattle (AL)	.301	50	113	19	34	8	0	1	12	.398	7	17	.363	0
2008	Seattle (AL)	.261	48	92	10	24	3	0	1	8	.326	5	7	.303	0
2009	Seattle (AL)	.122	13	41	1	5	0	0	1	1	.195	2	13	.163	0
2009	Washington (NL)	.100	6	10	0	1	0	0	0	1	.100	1	5	.167	0
2010	Washington (NL)	.000	1	0	0	0	0	0	0	0	.000	0	0	.000	0
MLB Totals (8 seasons)		.277	191	390	53	108	20	0	3	39	.351	25	57	.328	0
OSU Career (2 seasons)		.341	89	317	66	108	18	4	2	67	.441	52	38	.434	-



ED COLEMAN (1924)

Year	Club	AVG	GP	AB	R	H	2B	3B	HR	RBI	SLG	BB	SO	OBA	SB
1932	Philadelphia (AL)	.342	26	73	13	25	7	1	1	13	.507	1	6	.351	1
1933	Philadelphia (AL)	.281	102	388	48	109	26	3	6	68	.410	19	51	.318	0
1934	Philadelphia (AL)	.280	101	329	53	92	14	6	14	60	.486	29	34	.342	0
1935	Philadelphia (AL)	.077	10	13	0	1	0	0	0	0	.077	0	3	.077	0
1935	St. Louis (AL)	.287	108	397	66	114	15	9	17	71	.499	53	41	.373	0
1936	St. Louis (AL)	.292	92	137	13	40	5	4	2	34	.431	15	17	.366	0
MLB Totals (5 seasons)		.285	439	1337	193	381	67	23	40	246	.459	117	152	.345	1



MICHAEL CONFORTO (2012-2014)

Year	Club	AVG	GP	AB	R	H	2B	3B	HR	RBI	SLG	BB	SO	OBA	SB
2015	New York (NL)	.270	56	174	30	47	14	0	9	26	.506	17	39	.335	0
2016	New York (NL)	.220	109	304	38	67	21	1	12	42	.414	36	89	.310	2
2017	New York (NL)	.279	109	373	72	104	20	1	27	68	.555	57	113	.384	2
2018	New York (NL)	.243	153	543	78	132	25	1	28	82	.448	84	159	.350	3
2019	New York (NL)	.257	151	549	90	141	29	1	33	92	.494	84	149	.363	7
2020	New York (NL)	.322	54	202	40	65	12	0	9	31	.515	24	57	.412	3
2021	New York (NL)	.232	125	406	52	94	20	0	14	55	.384	59	104	.344	1
MLB Totals (7 seasons)		.255	757	2551	400	650	141	4	132	396	.468	361	710	.356	18
OSU Career (3 seasons)		.340	182	668	145	227	44	4	31	179	.557	120	122	.463	11



JEFF DOYLE (1975-1977)

Year	Club	AVG	GP	AB	R	H	2B	3B	HR	RBI	SLG	BB	SO	OBA	SB
1983	St. Louis (NL)	.297	13	37	4	11	1	2	0	2	.432	1	3	.316	0
MLB Totals (1 season)		.297	13	37	4	11	1	2	0	2	.432	1	3	.316	0
OSU Career (3 seasons)		.317	-	407	109	129	22	9	7	64	.469	-	-	-	54



MIKE EKSTROM (2002-03)

Year	Club	W	L	G	GS	CG	SHO	SV	IP	H	R	ER	BB	SO	ERA
2008	San Diego (NL)	0	2	8	0	0	0	0	9.2	14	8	8	7	6	7.45
2009	San Diego (NL)	0	0	12	0	0	0	0	18.1	21	14	13	8	19	6.38
2010	Tampa Bay (AL)	0	1	15	0	0	0	0	16.1	12	6	6	9	10	3.31
2011	Tampa Bay (AL)	0	0	1	0	0	0	0	1.0	1	0	0	0	1	0.00
2012	Colorado (NL)	0	0	15	0	0	0	0	15.2	21	11	11	2	9	6.32
MLB Totals (5 seasons)		0	3	51	0	0	0	0	61.0	69	39	38	26	45	5.61
OSU Career (2 seasons)		3	2	41	1	0	0	3	64.2	86	49	41	36	29	5.71




GLENN ELLIOTT (1940-1942)

Year	Club	W	L	G	GS	CG	SHO	SV	IP	H	R	ER	BB	SO	ERA
1947	Boston (NL)	0	1	11	0	0	0	1	19.0	18	10	10	11	8	4.74
1948	Boston (NL)	1	0	1	1	0	0	0	3.0	5	1	1	1	2	3.00
1949	Boston (NL)	3	4	22	6	1	0	0	68.1	70	35	30	27	15	3.95
MLB Totals (3 seasons)		4	5	34	7	1	0	1	90.1	93	46	41	39	25	4.08



JACOBY ELLSBURY (2003-2005)

Year	Club	AVG	GP	AB	R	H	2B	3B	HR	RBI	SLG	BB	SO	OBA	SB
2007	Boston (AL)	.353	33	116	20	41	7	1	3	18	.509	8	15	.394	9
2008	Boston (AL)	.280	145	554	98	155	22	7	9	47	.394	41	80	.336	50
2009	Boston (AL)	.301	153	624	94	182	27	10	8	60	.415	49	74	.355	70
2010	Boston (AL)	.192	16	78	10	15	4	0	0	5	.244	4	9	.241	7
2011	Boston (AL)	.321	158	660	119	212	46	5	32	105	.552	52	98	.376	39
2012	Boston (AL)	.271	74	303	43	82	18	0	4	26	.370	19	43	.313	14
2013	Boston (AL)	.298	134	577	92	172	31	8	9	53	.426	47	92	.355	52
2014	New York (AL)	.271	149	575	71	156	27	5	16	70	.419	49	93	.328	39
2015	New York (AL)	.257	111	452	66	116	15	2	7	33	.345	35	86	.318	21
2016	New York (AL)	.263	148	551	71	145	24	5	9	56	.374	54	84	.330	20
2017	New York (AL)	.264	112	356	65	94	20	4	7	39	.402	41	63	.348	22
MLB Totals (11 seasons)		.284	1235	4846	749	1376	241	47	104	512	.417	399	737	.342	343
OSU Career (3 seasons)		.365	160	646	168	236	37	8	16	101	.522	92	71	.464	60




KEN FORSCH (1967-1968)

Year	Club	W	L	G	GS	CG	SHO	SV	IP	H	R	ER	BB	SO	ERA
1970	Houston (NL)	1	2	4	4	1	0	0	24.0	28	15	15	5	13	5.63
1971	Houston (NL)	8	8	33	23	7	2	0	188.1	162	60	53	53	131	2.53
1972	Houston (NL)	6	8	30	24	1	0	0	156.1	163	75	68	62	113	3.91
1973	Houston (NL)	9	12	46	26	5	0	4	201.1	197	101	94	74	149	4.20
1974	Houston (NL)	8	7	70	0	0	0	10	103.1	98	38	32	37	48	2.79
1975	Houston (NL)	4	8	34	9	2	0	2	109.0	114	42	39	30	54	3.22
1976	Houston (NL)	4	3	52	0	0	0	19	92.0	76	23	22	26	49	2.15
1977	Houston (NL)	5	8	42	5	0	0	8	86.0	80	32	26	28	45	2.72
1978	Houston (NL)	10	6	52	6	4	2	7	133.1	136	44	40	37	71	2.70
1979	Houston (NL)	11	6	26	24	10	2	0	177.2	155	67	60	35	58	3.04
1980	Houston (NL)	12	13	32	32	6	3	0	222.1	230	90	79	41	84	3.20
1981	California (AL)	11	7	20	20	10	4	0	153.0	143	54	49	27	55	2.88
1982	California (AL)	13	11	37	35	12	4	0	228.0	225	108	98	57	73	3.87
1983	California (AL)	11	12	31	31	11	1	0	219.1	226	107	99	61	81	4.06
1984	California (AL)	1	1	2	2	1	0	0	16.1	14	4	4	3	10	2.20
1986	California (AL)	0	1	10	0	0	0	1	17.0	24	21	18	10	13	9.53
MLB Totals (16 seasons)		114	113	521	241	70	18	51	2127.1	2071	881	796	586	1047	3.37
OSU Career (2 seasons)		13	6	-	-	-	-	-	157.1	117	-	37	56	184	2.12



JACE FRY (2012-14)

Year	Club	W	L	G	GS	CG	SHO	SV	IP	H	R	ER	BB	SO	ERA
2017	Chicago (AL)	0	0	11	0	0	0	0	6.2	12	8	8	5	3	10.80
2018	Chicago (AL)	2	3	59	1	0	0	4	51.1	37	28	25	20	70	4.38
2019	Chicago (AL)	3	4	68	0	0	0	2	55.0	44	33	29	43	68	4.75
2020	Chicago (AL)	0	1	18	0	0	0	0	19.2	16	9	8	12	24	3.66
2021	Chicago (AL)	0	1	6	0	0	0	0	6.2	10	8	8	6	3	10.80
MLB Totals (5 seasons)		5	9	162	1	0	0	6	139.1	119	86	78	86	168	5.04
OSU Career (3 seasons)		16	6	35	29	7	5	0	216.1	157	68	52	67	153	2.16




SAM GAVIGLIO (2009-2011)

Year	Club	W	L	G	GS	CG	SHO	SV	IP	H	R	ER	BB	SO	ERA
2017	Seattle (AL)	3	5	12	11	0	0	0	62.1	63	37	32	21	40	4.62
2017	Kansas City (AL)	1	0	4	2	0	0	0	12.0	13	4	4	5	9	3.00
2018	Toronto (AL)	3	10	26	24	0	0	0	123.2	140	77	73	38	105	5.31
2019	Toronto (AL)	4	2	52	0	0	0	0	95.2	85	51	49	22	88	4.61
2020	Toronto (AL)	0	1	4	0	0	0	0	3.0	3	3	3	5	1	9.00
MLB Totals (4 seasons)		11	18	98	37	0	0	0	296.2	304	172	161	91	243	4.88
OSU Career (3 seasons)		25	7	49	32	5	3	3	240.2	195	101	82	59	213	3.06



COLE GILLESPIE (2004-2006)

Year	Club	AVG	GP	AB	R	H	2B	3B	HR	RBI	SLG	BB	SO	OBA	SB
2010	Arizona (NL)	.231	45	104	11	24	8	0	2	12	.365	7	29	.283	1
2011	Arizona (NL)	.333	5	6	2	2	0	0	1	4	.833	1	1	.429	0
2013	San. Fran (NL)	.000	3	9	0	0	0	0	0	0	.000	1	0	.100	0
2013	Chicago (NL)	.240	25	50	6	12	2	0	0	4	.280	6	13	.328	0
2014	Seattle (AL)	.254	34	71	9	18	2	0	1	5	.324	6	13	.312	2
2014	Toronto (AL)	.000	1	3	0	0	0	0	0	0	.000	0	0	.000	0
2015	Miami (NL)	.290	67	145	17	42	10	2	2	16	.428	10	27	.333	4
2016	Miami (NL)	.235	41	51	7	12	3	2	0	5	.373	3	14	.273	0
MLB Totals (6 seasons)		.251	221	439	52	110	25	4	6	46	.367	34	97	.305	7
OSU Career (3 seasons)		.348	132	394	117	137	33	8	14	79	.579	77	64	.467	19



TYLER GRAHAM (2003-06)

Year	Club	AVG	GP	AB	R	H	2B	3B	HR	RBI	SLG	BB	SO	OBA	SB
2012	Arizona (NL)	.000	10	2	1	0	0	0	0	0	.000	0	2	.000	0
MLB Totals (1 season)		.000	10	2	1	0	0	0	0	0	.000	0	2	.000	0
OSU Career (4 seasons)		.317	151	458	92	145	10	2	1	51	.354	49	79	.393	39




DON JOHNSON (1932)

Year	Club	AVG	GP	AB	R	H	2B	3B	HR	RBI	SLG	BB	SO	OBA	SB
1943	Chicago (NL)	.190	10	42	5	8	2	0	0	1	.238	2	4	.227	0
1944	Chicago (NL)	.278	154	608	50	169	37	1	2	71	.352	28	48	.311	8
1945	Chicago (NL)	.302	138	557	94	168	23	2	2	58	.361	32	34	.343	9
1946	Chicago (NL)	.242	83	314	37	76	10	1	1	19	.290	26	39	.306	6
1947	Chicago (NL)	.259	120	402	33	104	17	2	3	26	.333	24	45	.302	2
1948	Chicago (NL)	.250	6	12	0	3	0	0	0	0	.250	0	1	.250	1
MLB Totals (6 seasons)		.273	511	1935	219	528	89	6	8	175	.337	112	171	.315	26



EDDIE KUNZ (2005-2007)

Year	Club	W	L	G	GS	CG	SHO	SV	IP	H	R	ER	BB	SO	ERA
2008	New York (NL)	0	0	4	0	0	0	0	2.2	5	4	4	1	1	13.50
MLB Totals (1 season)		0	0	4	0	0	0	0	2.2	5	4	4	1	1	13.50
OSU Career (3 seasons)		10	2	73	0	0	0	12	100.1	77	45	34	46	81	3.05



TREVOR LARNACH (2016-2018)

Year	Club	AVG	GP	AB	R	H	2B	3B	HR	RBI	SLG	BB	SO	OBA	SB
2021	Minnesota (AL)	.223	79	260	29	58	12	0	7	28	.350	31	104	.322	1
MLB Totals (1 season)		.223	79	260	29	58	12	0	7	28	.350	31	104	.322	1
OSU Career (3 seasons)		.311	156	622	106	157	36	1	22	128	.517	96	134	.428	6



JOHN LEOVICH (1940)

Year	Club	AVG	GP	AB	R	H	2B	3B	HR	RBI	SLG	BB	SO	OBA	SB
1941	Philadelphia (AL)	.500	1	2	0	1	1	0	0	0	1.000	0	0	.500	0
MLB Totals (1 season)		.500	1	2	0	1	1	0	0	0	1.000	0	0	.500	0



STEVE LYONS (1979-1981)

Year	Club	AVG	GP	AB	R	H	2B	3B	HR	RBI	SLG	BB	SO	OBA	SB
1985	Boston (AL)	.264	133	371	52	98	14	3	5	30	.358	32	64	.322	12
1986	Boston (AL)	.250	59	124	20	31	7	2	1	14	.363	12	23	.312	2
1986	Chicago (AL)	.203	42	123	10	25	2	1	0	6	.236	7	24	.248	2
1987	Chicago (AL)	.280	76	193	26	54	11	1	1	19	.363	12	37	.320	3
1988	Chicago (AL)	.269	146	472	59	127	28	3	5	45	.373	32	59	.313	1
1989	Chicago (AL)	.264	140	443	51	117	21	3	2	50	.339	35	68	.317	9
1990	Chicago (AL)	.192	94	146	22	28	6	1	1	11	.267	10	41	.245	1
1991	Boston (AL)	.241	87	212	15	51	10	1	4	17	.354	11	35	.277	10
1992	Atlanta (NL)	.071	11	14	0	1	0	1	0	1	.214	0	4	.071	0
1992	Montreal (NL)	.231	16	13	2	3	0	0	0	1	.231	1	3	.286	1
1992	Boston (AL)	.250	21	28	3	7	0	1	0	2	.321	2	1	.300	0
1993	Boston (AL)	.130	28	23	4	3	1	0	0	0	.174	2	5	.200	1
MLB Totals (9 seasons)		.252	853	2162	264	545	100	17	19	196	.340	156	364	.301	42
OSU Career (3 seasons)		.237	132	476	96	113	16	6	12	88	.372	99	48	.467	43



NICK MADRIGAL (2016-2018)

Year	Club	AVG	GP	AB	R	H	2B	3B	HR	RBI	SLG	BB	SO	OBA	SB
2020	Chicago (AL)	.340	29	103	8	35	3	0	0	11	.369	4	7	.376	2
2021	Chicago (AL)	.305	54	215	30	61	10	4	2	21	.425	11	17	.349	1
MLB Totals (2 seasons)		.317	83	324	38	96	13	4	2	32	.406	15	24	.358	3
OSU Career (3 seasons)		.361	151	612	132	221	40	11	8	103	.502	58	37	.422	39



HOWARD MAPLE (1927-1929)

Year	Club	AVG	GP	AB	R	H	2B	3B	HR	RBI	SLG	BB	SO	OBA	SB
1932	Washington (AL)	.244	44	41	6	10	0	1	0	7	.293	7	7	.367	0
MLB Totals (1 season)		.244	44	41	6	10	0	1	0	7	.293	7	7	.367	0



MARK McLEMORE (2000-2002)

Year	Club	W	L	G	GS	CG	SHO	SV	IP	H	R	ER	BB	SO	ERA
2007	Houston (NL)	3	0	29	0	0	0	0	35.0	38	17	15	18	35	3.86
MLB Totals (1 season)		3	0	29	0	0	0	0	35.0	38	17	15	18	35	3.86
OSU Career (3 seasons)		3	9	40	22	0	0	0	103.2	125	90	78	59	78	6.77



ANDREW MOORE (2013-2015)

Year	Club	W	L	G	GS	CG	SHO	SV	IP	H	R	ER	BB	SO	ERA
2017	Seattle (AL)	1	5	11	9	0	0	0	59.0	60	36	35	8	31	5.34
2019	Seattle (AL)	0	0	1	1	0	0	0	4.2	6	4	4	1	2	7.71
MLB Totals (2 seasons)		1	5	12	10	0	0	0	63.2	66	40	39	9	33	5.51
OSU Career (3 seasons)		27	9	51	48	6	5	1	347.2	276	101	81	75	251	2.09



JOSH OSICH (2008-2011)

Year	Club	W	L	G	GS	CG	SHO	SV	IP	H	R	ER	BB	SO	ERA
2015	San Francisco (NL)	2	0	35	0	0	0	0	28.2	24	12	7	8	27	2.20
2016	San Francisco (NL)	1	3	59	0	0	0	0	36.1	31	20	19	19	25	4.71
2017	San Francisco (NL)	3	2	54	0	0	0	0	43.1	48	32	30	27	43	6.23
2018	San Francisco (NL)	0	0	12	0	0	0	0	12.0	20	11	11	7	10	8.25
2019	Chicago (AL)	4	0	57	0	0	0	0	67.2	62	38	35	15	61	4.66
2020	Boston (AL)	1	1	13	1	0	0	0	15.2	16	10	10	5	20	5.74
2020	Chicago (NL)	0	0	4	0	0	0	0	2.2	5	6	3	0	4	10.13
2021	Cincinnati (NL)	2	0	17	0	0	0	1	14.1	15	9	8	5	9	5.02
MLB Totals (7 seasons)		13	6	251	1	0	0	1	220.2	221	138	123	86	199	5.02
OSU Career (3 seasons)		6	6	45	21	1	1	1	128.0	110	69	58	77	132	4.08



JOE PATERSON (2006-2007)

Year	Club	W	L	G	GS	CG	SHO	SV	IP	H	R	ER	BB	SO	ERA
2011	Arizona (NL)	0	1	62	0	0	0	1	34.0	28	11	11	15	28	2.91
2012	Arizona (NL)	0	0	6	0	0	0	0	2.2	15	11	11	3	0	37.12
2013	Arizona (NL)	0	0	2	0	0	0	0	2.1	2	1	1	0	2	3.86
2014	Arizona (NL)	0	0	3	0	0	0	0	1.1	4	5	5	1	0	33.75
MLB Totals (4 seasons)		0	1	73	0	0	0	1	40.1	49	28	28	19	30	6.25
OSU Career (2 seasons)		11	7	52	18	0	0	3	160.1	152	71	66	40	106	3.70



DREW RASMUSSEN (2015-2017)

Year	Club	W	L	G	GS	CG	SHO	SV	IP	H	R	ER	BB	SO	ERA
2020	Milwaukee (NL)	1	0	12	0	0	0	0	15.1	17	10	10	9	21	5.87
2021	Milwaukee (NL)	0	1	15	0	0	0	1	17.0	13	11	8	12	25	4.24
2021	Tampa Bay (AL)	4	0	20	10	0	0	0	59.0	44	16	16	13	48	2.44
MLB Totals (2 seasons)		5	0	47	10	0	0	1	91.1	74	37	34	34	94	3.35
OSU Career (3 seasons)		14	5	33	24	2	2	2	170.0	131	58	50	45	150	2.65




DANIEL ROBERTSON (2008)

Year	Club	AVG	GP	AB	R	H	2B	3B	HR	RBI	SLG	BB	SO	OBA	SB
2014	Texas (AL)	.271	70	177	23	48	9	1	0	21	.333	17	28	.333	6
2015	Los Angeles (AL)	.280	37	80	10	21	2	0	0	7	.307	2	7	.299	0
2016	Seattle (AL)	.263	9	19	1	5	1	0	0	1	.316	1	3	.300	0
2017	Cleveland (AL)	.225	32	80	9	18	4	1	1	7	.338	7	3	.287	0
MLB Totals (4 seasons)		.262	148	386	43	92	16	2	1	36	.328	27	41	.314	6
OSU Career (1 season)		.327	52	196	44	64	12	1	2	27	.429	23	21	.419	8



STEFEN ROMERO (2009-2010)

Year	Club	AVG	GP	AB	R	H	2B	3B	HR	RBI	SLG	BB	SO	OBA	SB
2014	Seattle (AL)	.192	72	177	19	34	6	2	3	11	.299	4	48	.234	0
2015	Seattle (AL)	.190	13	21	6	4	1	0	1	3	.381	3	6	.292	0
2016	Seattle (AL)	.235	9	17	1	4	1	0	0	3	.294	1	4	.263	0
MLB Totals (3 seasons)		.195	94	215	26	42	8	2	4	17	.307	8	58	.242	0
OSU Career (2 seasons)		.307	103	407	83	125	28	4	18	92	.528	38	65	.392	6



WES SCHULMERICH (1925-1927)

Year	Club	AVG	GP	AB	R	H	2B	3B	HR	RBI	SLG	BB	SO	OBA	SB
1931	Boston (NL)	.309	95	327	36	101	17	7	2	43	.422	28	30	.363	0
1932	Boston (NL)	.260	119	404	47	105	22	5	11	57	.421	27	61	.260	5
1933	Boston (NL)	.247	29	85	10	21	6	1	1	13	.376	5	10	.289	0
1933	Philadelphia (NL)	.334	97	365	53	122	19	4	8	59	.474	32	45	.394	1
1934	Philadelphia (NL)	.250	15	52	2	13	1	0	0	1	.269	4	8	.316	0
1934	Cincinnati (NL)	.263	74	209	21	55	7	3	5	19	.402	22	43	.333	1
MLB Totals (4 seasons)		.289	429	1442	169	417	73	20	27	192	.424	118	197	.347	7




TYLER SMITH (2010-2013)

Year	Club	AVG	GP	AB	R	H	2B	3B	HR	RBI	SLG	BB	SO	OBA	SB
2017	Seattle (AL)	.188	10	16	2	3	1	0	0	1	.250	1	8	.263	0
MLB Totals (1 season)		.188	10	16	2	3	1	0	0	1	.250	1	8	.263	0
OSU Career (4 seasons)		.292	219	696	136	203	35	4	5	98	.375	96	124	.390	24



MIKE STUTES (2006-2008)

Year	Club	W	L	G	GS	CG	SHO	SV	IP	H	R	ER	BB	SO	ERA
2011	Philadelphia (NL)	6	2	57	0	0	0	0	62.0	49	25	25	28	58	3.63
2012	Philadelphia (NL)	0	0	6	0	0	0	0	5.2	7	6	4	4	5	6.35
2013	Philadelphia (NL)	3	1	16	0	0	0	0	17.2	14	11	9	8	9	4.58
MLB Totals (3 seasons)		9	4	79	0	0	0	0	85.1	70	42	38	40	72	4.01
OSU Career (3 seasons)		24	11	53	50	1	0	0	302.0	277	159	140	139	287	4.17



ANDREW SUSAC (2010-11)

Year	Club	AVG	GP	AB	R	H	2B	3B	HR	RBI	SLG	BB	SO	OBA	SB
2014	San Fran. (NL)	.273	35	88	13	24	8	0	3	19	.466	7	28	.326	0
2015	San Fran. (NL)	.218	52	148	14	29	7	2	3	14	.368	14	43	.297	0
2016	Milwaukee (NL)	.235	9	17	3	4	1	0	1	2	.471	2	5	.316	0
2017	Milwaukee (NL)	.083	8	12	0	1	0	0	0	0	.083	0	6	.083	0
2018	Baltimore (AL)	.115	9	26	1	3	1	0	0	0	.154	0	12	.115	0
2020	Pittsburgh (NL)	.000	1	2	0	0	0	0	0	0	.000	2	0	.500	0
MLB Totals (5 seasons)		.219	114	278	31	61	17	2	7	35	.371	25	94	.286	0
OSU Career (2 seasons)		.283	82	237	46	67	13	4	7	45	.460	43	59	.414	0



MIKE THURMAN (1992-1994)

Year	Club	W	L	G	GS	CG	SHO	SV	IP	H	R	ER	BB	SO	ERA
1997	Montreal (NL)	1	0	5	2	0	0	0	11.2	8	9	7	4	8	5.40
1998	Montreal (NL)	4	5	14	13	0	0	0	67.0	60	38	35	26	32	4.70
1999	Montreal (NL)	7	11	29	27	0	0	0	146.2	140	84	66	52	85	4.05
2000	Montreal (NL)	4	9	17	17	0	0	0	88.1	112	69	63	46	52	6.42
2001	Montreal (NL)	9	11	28	26	0	0	0	147.0	172	90	87	50	96	5.33
2002	New York (AL)	1	0	12	2	0	0	0	33.0	45	21	19	12	23	5.18
MLB Totals (6 seasons)		26	36	105	87	0	0	0	493.2	537	311	277	190	296	5.05
OSU Career (3 seasons)		17	5	43	26	13	3	1	213.0	215	99	86	72	176	3.63



CHRIS WAKELAND (1995-1996)

Year	Club	AVG	GP	AB	R	H	2B	3B	HR	RBI	SLG	BB	SO	OBA	SB
2001	Detroit (AL)	.250	10	36	5	9	2	0	2	6	.472	0	13	.250	0
MLB Totals (1 season)		.250	10	36	5	9	2	0	2	6	.472	0	13	.250	0
OSU Career (2 seasons)		.341	95	346	82	118	25	6	15	82	.535	35	87	.402	9



JIM WILSON (1980-1982)

Year	Club	AVG	GP	AB	R	H	2B	3B	HR	RBI	SLG	BB	SO	OBA	SB
1985	Cleveland (AL)	.357	4	14	2	5	0	0	0	4	.357	1	3	.400	0
1989	Seattle (AL)	.000	5	8	0	0	0	0	0	0	.000	0	3	.000	0
MLB Totals (2 seasons)		.227	9	22	2	5	0	0	0	4	.227	1	6	.261	0
OSU Career (3 seasons)		.316	107	342	89	108	28	1	27	105	.640	61	65	.419	1

2022 OREGON STATE BASEBALL

MLB DRAFT SELECTIONS

Twitter.com/BeaverBaseball
 Instagram.com/BeaverBaseball
 Facebook.com/OregonStateBaseball

Where OSU players were drafted by Major League Baseball teams at the conclusion of their college careers (June regular draft, unless otherwise noted).

Year	Player	Pos.	Round	Overall	Team
1968	Ken Forsch	RHP	18	399	Houston
1969	Lute Barnes	2B	21	482	New York Mets
1970	Bob Beall %	1B-OF	28	645	Philadelphia
	Jerry Johnson %	LHP	2	40	NY Yankees
1971	Curt Daniels %	SS	8	114	Baltimore
1974	Greg Jurgenson	LHP	10	230	Houston
1975	Andrew Mason %	3B	3	54	Texas
	Steve Wilkins %	OF	3	44	Pittsburgh
1977	Tom Costello %	RHP	4	62	Minnesota
	Scott Anderson	RHP	4	80	Montreal
	Jeff Doyle	SS	6	136	St. Louis
	Pete Rowe	C	11	285	Toronto
	Tom Chamberlain	RHP	11	266	St. Louis
1980	Bob McNair	1B	4	80	Toronto
1981	Steve Lyons	SS-OF	1	19	Boston
	Al Hunsinger	1B	16	397	St. Louis
1982	Jim Wilson	1B	2	40	Cleveland
	Mike Gorman	RHP	21	545	Oakland
1983	Rob Holbrook %	RHP	2	39	Toronto
	Jeff Reece	LHP	3	80	Milwaukee
	Steve Smith	OF	11	273	Cleveland
	Todd Thomas	OF	31	753	San Francisco
1984	Scott Anderson	RHP	7	170	Texas
	Dain Syverson	SS-C	20	500	Cleveland
	Lindsey Johnson	C	21	536	Pittsburgh
1986	Dave Brundage	OF-LHP	4	88	Philadelphia
	Bryce Hulstrom	LHP	9	231	Chicago (AL)
	Keith Krafve	3B	31	748	San Francisco
1987	Ken Bowen	SS	6	145	Kansas City
	Rich Duke	C	24	609	Atlanta
	Bryan Ganter	OF	27	699	Cincinnati
1988	Lance Rice	C	15	374	Los Angeles
	John Sipple	LHP	16	401	Texas
	Rod Scheckla	RHP	26	662	Houston
1989	Jeff Brauning	IF	26	672	San Francisco
1990	Ben Johnson	SS	29	754	Pittsburgh
1991	Paul Sanders	C	32	835	Kansas City
	Jeff Smith	RHP	44	1142	Kansas City
1993	Scott Christman	LHP	1	17	Chicago (AL)
	Jamie Burke	3B	9	243	California
1994	Mike Thurman & Mason Smith	RHP	1	31	Montreal
	Jim Champion	RHP	18	510	Toronto
	Jim Champion	1B	32	883	Minnesota
1995	Kevin Hooker	RHP-2B	31	857	Philadelphia
1996	David Schmidt	C	8	218	St. Louis
	Chris Wakeland	OF	15	431	Detroit
	Eric Lovinger	RHP	41	1383	Los Angeles
1997	Joe Messman	RHP	7	190	Houston
	Tyler Swinburnson	RHP	16	471	Cleveland
1998	Chris Pine	RHP	5	146	Milwaukee
	Brody Percell	LHP	7	213	Cleveland
	Andrew Checketts	RHP	21	625	Boston
	Matt Bailie	1B-RHP	22	644	Philadelphia
1999	B.R. Cook	RHP	3	102	St. Louis
	Troy Schader	SS	21	652	San Diego
2000	Joe Gerber	1B	24	798	Detroit
2001	Scott Nicholson	LHP	8	244	Colorado
	Bryan Ingram	C	12	367	Colorado
	Josh Carter	OF	14	420	San Diego
2002	Mark McLemore	LHP	4	131	Houston
	Brian Barden	3B	6	189	Arizona

Year	Player	Pos.	Round	Overall	Team
2002	Will Hudson	SS	20	597	New York Mets
2003	Seth Pietsch	OF	8	229	New York Mets
	Ben Rowe ^	RHP	24	706	Texas
	Levi Webber	1B	25	785	St. Louis
2004	Andy Baldwin	RHP	5	152	Philadelphia
	Jake Postlewait	LHP	7	200	Colorado
	Kyle Aselton	LHP	11	331	Minnesota
	Jared Sanders	RHP	14	408	Cincinnati
	Aaron Mathews	OF	19	567	Toronto
	Nathan Pendley	LHP	19	580	San Francisco
2005	Jacoby Ellsbury	OF	1	23	Boston
	Andy Jenkins	1B	11	336	Florida
	Nate Fogle	RHP	11	339	Texas
	Tyler Graham #	OF	14	430	Chicago Cubs
2006	Dallas Buck	RHP	3	86	Arizona
	Cole Gillespie	OF	3	92	Milwaukee
	Kevin Gunderson	LHP	5	160	Atlanta
	Jonah Nickerson	RHP	7	202	Detroit
	Tyler Graham	OF	19	566	San Francisco
	Chris Kunda	2B	19	584	New York (AL)
	Shea McFeely	3B	28	837	Arizona
	Mitch Canham #	C	41	1246	St. Louis
	Jon Koller	RHP	48	1436	New York Mets
2007	Eddie Kunz	RHP	1	42	New York Mets
	Mitch Canham &	C	1	57	San Diego
	Darwin Barney	SS	4	127	Chicago Cubs
	Daniel Turpen	RHP	8	254	San Francisco
	Mike Stutes #	RHP	9	292	St. Louis
	Joe Paterson	LHP	10	314	San Francisco
	Anton Maxwell	LHP	31	950	Texas
	Chris Hopkins #	OF	44	1297	Kansas City
2008	Mike Stutes	RHP	11	346	Philadelphia
	Lonnie Lechelt	IF	21	628	Florida
	Chris Hopkins	OF	24	729	Toronto
	Mark Grbavac #	RHP	32	974	New York Mets
	Jordan Lennerton	1B	33	1003	Detroit
	Daniel Robertson	OF	33	1005	San Diego
	Jason Ogata	UT	38	1143	Texas
2009	Ryan Ortiz	C	6	183	Oakland
	Jorge Reyes	RHP	17	504	San Diego
	Kraig Sitton #	LHP	17	528	Boston
	Joey Wong	SS	24	721	Colorado
	Greg Peavey #	RHP	32	971	Houston
	Adalberto Santos #	UT	35	1044	San Diego
2010	Tyler Waldron	RHP	5	147	Pittsburgh
	Greg Peavey	RHP	6	182	New York Mets
	Kraig Sitton	LHP	7	230	Colorado
	Josh Osich #	LHP	7	234	LA Angels
	Tanner Robles	LHP	9	277	Cincinnati
	Kevin Rhoderick	RHP	9	280	Chicago Cubs
	Stefen Romero	3B	12	372	Seattle
	Adalberto Santos	OF	22	657	Pittsburgh
2011	Andrew Susac	C	2	86	San Francisco
	Sam Gaviglio	RHP	5	170	St. Louis
	Josh Osich	LHP	6	207	San Francisco
	Brian Stamps	OF	24	746	Atlanta
	Parker Berberet	C	25	761	Milwaukee
	Carter Bell	3B	29	874	Arizona
	James Nygren	RHP	33	1003	Florida
	Taylor Starr #	RHP	37	1118	Cleveland
2012	Matt Boyd #	LHP	13	412	Cincinnati
	Ryan Dunn	3B	17	542	Tampa Bay
	Ryan Gorton	C	31	949	Oakland
2013	Ben Wetzler #	LHP	5	151	Philadelphia
	Matt Boyd	LHP	6	175	Toronto

Year	Player	Pos.	Round	Overall	Team
2013	Tyler Smith	SS	8	237	Seattle
	Danny Hayes	1B	13	393	Chicago (AL)
	Scott Schultz #	RHP	17	502	Miami
	Dan Child	RHP	18	541	Philadelphia
	Jake Rodriguez	C	19	557	Houston
2014	Michael Conforto	OF	1	10	New York Mets
	Jace Fry	LHP	3	77	Chicago (AL)
	Dylan Davis	OF	3	87	San Francisco
	Ben Wetzler	LHP	9	257	Miami
	Scott Schultz	RHP	10	300	Arizona
	Andy Peterson	2B	27	801	Seattle
	Kavin Keyes	INF	39	1161	Seattle
	Jeff Hendrix #	OF	39	1173	Kansas City
2015	Andrew Moore	RHP	2	72	Seattle
	Jeff Hendrix	OF	4	123	NY Yankees
	Travis Eckert #	RHP	20	606	San Francisco
	Gabe Clark	IF	26	782	Toronto
2016	Logan Ice	C	2	72	Cleveland
	Travis Eckert	RHP	7	223	Kansas City
	Trevor Morrison	SS	12	351	Milwaukee
	John Pomeroy	RHP	13	405	Pittsburgh
	Caleb Hamilton	IF	23	693	Minnesota
2017	Drew Rasmussen	RHP	1	31	Tampa Bay
	KJ Harrison	1B	3	84	Milwaukee
	Jake Thompson	RHP	4	131	Boston
	Michael Gretler #	3B	39	1168	Pittsburgh
	Max Engelbrekt	LHP	40	1213	Washington
2018	Nick Madrigal	2B	1	4	Chicago (AL)
	Trevor Larnach	OF	1	20	Minnesota
	Cadyn Grenier	SS	1	37	Baltimore
	Steven Kwan	OF	5	163	Cleveland
	Drew Rasmussen	RHP	6	185	Milwaukee
	Michael Gretler	3B	10	294	Pittsburgh
2019	Adley Rutschman	C	1	1	Baltimore
	Beau Philip	SS	2	60	Atlanta
	Grant Gambrell	RHP	3	80	Kansas City
	Brandon Eisert	LHP	18	537	Toronto
	Bryce Fehmel	RHP	21	626	San Francisco
	Tyler Malone	OF	27	803	San Diego
	Dylan Pearce	RHP	31	935	St. Louis
2020	Christian Chamberlain	LHP	4	105	Kansas City
2021	Kevin Abel	RHP	7	210	Cincinnati
	Chase Watkins	LHP	9	274	Chicago Cubs
	Bryant Salgado	RHP	14	418	Houston
	Nathan Burns	RHP	19	561	LA Angels

Key

& - First round supplemental; % - January draft; # - Returned to school

Undrafted Free Agents

Beavers who signed with MLB clubs without being selected in the draft. Source: Baseball-Reference.com

Year	Player	Pos.	Team
1920	Denny Williams	LHP	Cincinnati
1926	Ed Coleman	OF	Philadelphia A's
1927	Wes Schulmerich	OF	Chicago Cubs
1930	Howard Maple	C	Washington Senators
1932	Don Johnson	2B	Boston
1941	John Leovich	C	Philadelphia A's
1942	Glen Elliott	LHP	Boston Braves
1951	Gene Tanselli	IF	Philadelphia
1953	Leon Akers	2B	St. Louis
	Bailey Brem	RHP	Detroit

Year	Player	Pos.	Team
1953	Bud Shirtcliff	N/A	Detroit
1956	Phil Jantze	IF/OF	St. Louis
1963	Cecil Ira	LHP	Chicago White Sox
	Albert Lehrer	IF	Boston
1964	Frank Peters	N/A	Baltimore
1967	Jack Humphrey	N/A	Minnesota
1968	Bob Forsch	RHP	St. Louis
2000	Mark Newell	RHP	Kansas City
2006	Bill Rowe	1B	Milwaukee
2007	John Lissman	OF	Oakland
2008	Josh Keller	RHP	Anaheim
2013	Tony Bryant	RHP	Colorado
2014	Cole Brocker	RHP	Chicago Cubs
	Tyler Panton	LHP	Oakland
2015	Nate Esposito	C	Kansas City
2017	Hunter Jarmon	OF	San Diego
	Christian Donahue	OF	Chicago Cubs
2020	Alex McGarry	IF/OF	Cincinnati
2021	Kyle Froemke	IF	Los Angeles Dodgers
	Cole Hamilton	C	Washington

MLB Draft By Organization

Team	Player	Pos.	Round	Year
Arizona (5)	Brian Barden	3B	6	2002
	Dallas Buck	RHP	3	2006
	Shea McFeely	3B	28	2006
	Carter Bell	3B	29	2011
	Scott Schultz	RHP	10	2014
Atlanta (4)	Rich Duke	C	24	1987
	Kevin Gunderson	LHP	5	2006
	Brian Stamps	OF	24	2011
	Beau Philip	SS	2	2019
Baltimore (3)	Curt Daniels	SS	8	1971
	Cadyn Grenier	SS	1	2018
	Adley Rutschman	C	1	2019
Boston (5)	Steve Lyons	SS-OF	1	1981
	Andrew Checketts	RHP	21	1998
	Jacoby Ellsbury	OF	1	2005
	Kraig Sitton	LHP	17	2009
	Jake Thompson	RHP	4	2017
Chicago Cubs (4)	Tyler Graham	OF	14	2005
	Darwin Barney	SS	4	2007
	Kevin Rhoderick	RHP	9	2010
	Chase Watkins	LHP	9	2021
Chicago White Sox (5)	Bryce Hulstrom	LHP	9	1986
	Scott Christman	LHP	1	1993
	Danny Hayes	1B	13	2013
	Jace Fry	LHP	3	2014
	Nick Madrigal	2B	1	2018
Cincinnati (5)	Bryan Ganter	OF	27	1987
	Jared Sanders	RHP	14	2004
	Tanner Robles	LHP	9	2010
	Matt Boyd	LHP	13	2012
	Kevin Abel	RHP	7	2021
Cleveland (8)	Jim Wilson	1B	2	1982
	Steve Smith	OF	11	1983
	Dain Syverson	SS-C	20	1984
	Tyler Swinburnson	RHP	16	1997
	Brody Percell	LHP	7	1998
	Taylor Starr	RHP	37	2011
	Logan Ice	C	2	2016
	Steven Kwan	OF	5	2018
Colorado (5)	Scott Nicholson	LHP	8	2001
	Bryan Ingram	C	12	2001

2022 OREGON STATE BASEBALL
BEAVERS IN THE MLB DRAFT

Twitter.com/BeaverBaseball
 Instagram.com/BeaverBaseball
 Facebook.com/OregonStateBaseball

Team	Player	Pos.	Round	Year
	Jake Postlewait	LHP	7	2004
	Joey Wong	SS	24	2009
	Kraig Sitton	LHP	7	2010
Detroit (4)	Chris Wakeland	OF	15	1996
	Joe Gerber	1B	24	2000
	Jonah Nickerson	RHP	7	2006
	Jordan Lennerton	1B	33	2008
Florida/Miami (5)	Andy Jenkins	1B	11	2005
	Lonnie Lechelt	IF	21	2008
	James Nygren	RHP	33	2011
	Scott Schultz	RHP	17	2013
	Ben Wetzler	LHP	9	2014
Houston (8)	Ken Forsch	RHP	18	1968
	Greg Jurgenson	LHP	10	1974
	Rod Sheckla	RHP	26	1988
	Tyler Messman	RHP	7	1997
	Mark McLemore	LHP	4	2002
	Greg Peavey	RHP	32	2009
	Jake Rodriguez	C	19	2013
	Bryant Salgado	RHP	14	2021
LA Angels/California (3)	Jamie Burke	3B	9	1993
	Josh Osich	LHP	7	2010
	Nathan Burns	RHP	19	2021
Los Angeles (2)	Lance Rice	C	15	1988
	Eric Lovinger	RHP	41	1996
Kansas City (8)	Ken Bowen	SS	6	1987
	Paul Sanders	C	32	1991
	Jeff Smith	RHP	44	1991
	Chris Hopkins	OF	44	2007
	Jeff Hendrix	OF	39	2014
	Travis Eckert	RHP	7	2016
	Grant Gambrell	RHP	3	2019
	Christian Chamberlain	LHP	4	2020
Milwaukee (7)	Jeff Reece	LHP	3	1983
	Chris Pine	RHP	5	1998
	Cole Gillespie	OF	3	2006
	Parker Berberet	C	25	2011
	Trever Morrison	SS	12	2016
	KJ Harrison	1B	3	2017
	Drew Rasmussen	RHP	6	2018
Minnesota (5)	Tom Costello	RHP	4	1977
	Jim Champion	1B	32	1994
	Kyle Aseiton	LHP	11	2004
	Caleb Hamilton	IF	23	2016
	Trevor Larnach	OF	1	2018
New York Mets (8)	Lute Barnes	2B	21	1969
	Will Hudson	SS	20	2002
	Seth Pietsch	OF	8	2003
	Jon Koller	RHP	48	2006
	Eddie Kunz	RHP	1	2007
	Mark Grbavac	RHP	32	2008
	Greg Peavey	RHP	6	2010
	Michael Conforto	OF	1	2014
New York Yankees (3)	Jerry Johnson	LHP	2	1970
	Chris Kunda	2B	19	2006
	Jeff Hendrix	OF	4	2015
Oakland (3)	Mike Gorman	RHP	21	1982
	Ryan Ortiz	C	6	2009
	Ryan Gorton	C	31	2012
Philadelphia (8)	Bob Beall	1B-OF	28	1970
	Dave Brundage	OF-LHP	4	1986
	Kevin Hooker	RHP-2B	31	1995
	Matt Bailie	1B-RHP	22	1998
	Andy Baldwin	RHP	5	2004
	Mike Stutes	RHP	11	2008

Team	Player	Pos.	Round	Year
	Ben Wetzler	LHP	5	2013
	Dan Child	RHP	18	2013
Pittsburgh (8)	Steve Wilkins	OF	3	1975
	Lindsey Johnson	C	21	1984
	Ben Johnson	SS	29	1990
	Tyler Waldron	RHP	5	2010
	Adalberto Santos	OF	22	2010
	John Pomeroy	RHP	13	2016
	Michael Gretler	3B	39	2017
	Michael Gretler	3B	10	2018
St. Louis (10)	Jeff Doyle	SS	6	1977
	Tom Chamberlain	RHP	11	1977
	Mike Gorman	RHP	21	1981
	David Schmidt	C	8	1996
	B.R. Cook	RHP	3	1999
	Levi Webber	1B	25	2003
	Mitch Canham	C	41	2006
	Mike Stutes	RHP	9	2007
	Sam Gaviglio	RHP	5	2011
	Dylan Pearce	RHP	31	2019
San Diego (7)	Troy Schader	SS	21	1999
	Josh Carter	OF	14	2001
	Mitch Canham	C	1	2007
	Daniel Robertson	OF	33	2008
	Jorge Reyes	RHP	17	2009
	Adalberto Santos	UT	35	2009
	Tyler Malone	OF	10	2019
San Francisco (12)	Todd Thomas	OF	31	1983
	Keith Krafve	3B	31	1986
	Jeff Brauning	IF	26	1989
	Nathan Pendley	LHP	19	2004
	Tyler Graham	OF	19	2006
	Daniel Turpen	RHP	8	2007
	Joe Paterson	LHP	10	2007
	Andrew Susac	C	2	2011
	Josh Osich	LHP	6	2011
	Dylan Davis	OF	3	2014
	Travis Eckert	RHP	20	2015
	Bryce Fehmel	RHP	21	2019
Seattle (3)	Stefen Romero	3B	12	2010
	Tyler Smith	SS	8	2013
	Andrew Moore	RHP	2	2015
Tampa Bay (2)	Ryan Dunn	3B	17	2012
	Drew Rasmussen	RHP	1	2017
Texas (7)	Andrew Mason	3B	3	1975
	Scott Anderson	RHP	7	1984
	John Sipple	LHP	16	1988
	Bill Rowe	RHP	24	2003
	Nate Fogle	RHP	11	2005
	Anton Maxwell	LHP	31	2007
	Jason Ogata	UT	38	2008
Toronto (9)	Pete Rowe	C	11	1977
	Bob McNair	1B	4	1980
	Rece Holbrook	RHP	2	1983
	Mason Smith	RHP	18	1994
	Aaron Mathews	OF	19	2004
	Chris Hopkins	OF	24	2008
	Matt Boyd	LHP	6	2013
	Gabe Clark	IF	26	2015
	Brandon Eisert	LHP	18	2019
Washington/Montreal (3)	Scott Anderson	RHP	4	1977
	Mike Thurman	RHP	1	1994
	Max Engelbrekt	LHP	40	2017

Victor Brown Trophy

Awarded to Oregon State's Most Valuable Player. The trophy is given by the Sigma Alpha Epsilon fraternity in honor of the late Beaver outfielder, who was killed in World War II.

- 1947 Don Bower, 2B
- 1948 Harry Richards, 2B
- 1949 Frank Roelandt, C
- 1950 Gene Tanselli, SS
- 1951 Don Taylor, 1B
- 1952 Don White, P
- 1953 Bud Shirtcliff, OF
- 1954 Jay Dean, 1B
- 1955 Jay Dean, 1B
- 1956 Dan Lovejoy, C
- 1957 Syl Johnson, P
- 1958 Tom Bowen, 3B
- 1959 Kim Bradshaw, OF
- 1960 Jerry Droscher, OF
- 1961 Grimm Mason, OF
- 1962 Larry Petersen, OF
- 1963 Al Lehrer, OF
- 1964 Steve Clark, P
- 1965 Morrell Crary, C
- 1966 Ron Lucas, C
- 1967 Bill Bonser, C
- 1968 Tom Tracey, OF
- 1969 Tim Gleason, C
- 1970 Bob Beall, INF
- 1971 Doug Miller, OF
- 1972 Doug Miller, OF
- 1973 Dan Cunningham, OF
- 1974 Tom Drahn, IF
- 1975 Tom Simas, 2B
- 1976 Pete Rowe, C
- 1977 Jeff Doyle, 2B
- 1978 Bob McNair, 1B
- 1979 Bob Flynn, P
- 1980 Bob McNair, 1B
- 1981 Al Hunsinger, 1B
- 1982 Jim Wilson, 1B
- 1983 Jeff Reece, P
- 1984 Scott Anderson, P
- 1985 Dave Brundage, 1B-P
- 1986 Dave Brundage, OF-P
- 1987 Ken Bowen, INF
- 1988 Lance Rice, C
- 1989 Jeff Brauning, 2B
- 1990 Paul Sanders, OF
- 1991 R.A. Neitzel, INF
- 1991 Paul Sanders, C
- 1992 Jamie Burke, 3B
- 1993 Scott Christman, P
- 1994 Mason Smith, P
- 1995 Kevin Hooker, P-INF
- 1996 David Schmidt, C
- 1997 Ryan McDonald, 2B
- 1998 Andrew Checketts, P
- 1999 Joe Gerber, 1B
- 2000 Brian Barden, 3B
- 2001 Scott Nicholson, P
- 2002 Tom Creighton, UT
- 2003 Seth Pietsch, OF
- 2004 Jake Postlewait, P
- 2005 Jacoby Ellsbury, OF
- Andy Jenkins, 1B
- 2006 Kevin Gunderson, P
- 2007 Darwin Barney, SS
- Mitch Canham, C
- 2008 Ryan Ortiz, C
- 2009 Ryan Ortiz, C
- 2010 Adalberto Santos, OF
- 2011 Ryan Dunn, SS
- 2012 Michael Conforto, OF
- 2013 Michael Conforto, OF
- 2014 Michael Conforto, OF

Bill Cloyes Award

Awarded to Oregon State's Most Valuable Pitcher. The trophy is named for the former Beaver pitcher.

- 1955 Lowell Pearce
- 1956 Dan Lovejoy
- 1957 Syl Johnson
- 1958 Ray Lunde
- 1959 Gary Moore
- 1960 Bill Oerding
- 1961 Leon Criner
- 1962 Cecil Ira
- 1963 Cecil Ira
- 1964 Steve Clark
- 1965 Wayne Swango
- 1966 Jack Humphrey
- 1967 Jack Humphrey
- 1968 Ken Forsch
- 1969 Jim Powell
- 1970 Jerry Johnson
- 1971 Greg Lebeck
- 1972 Greg Jurgenson
- 1973 Gail Meier
- 1974 Greg Jurgenson
- 1975 Gail Meier
- 1976 Ken Noble
- 1977 Scott Anderson
- 1978 Eric Sallee
- 1979 Bob Flynn
- 1980 Kyle Dunning
- 1981 John Collins
- 1982 Mike Gorman
- 1983 Jeff Reece
- 1984 Scott Anderson
- 1985 John Sipple
- 1986 John Sipple
- Dave Brundage
- Bryce Hulstrom
- 1987 Jeff Otis
- 1988 John Sipple
- 1989 Jeff Otis
- 1990 Jeff Post
- 1991 Jeff Post
- 1992 Jeff Post
- 1993 Scott Christman
- 1994 Mason Smith
- 1995 Kevin Hooker
- 1996 Eric Lovinger
- 1997 Mark Newell
- 1998 Andrew Checketts
- 1999 B.R. Cook
- 2000 Scott Nicholson
- 2001 Scott Nicholson
- 2002 Ty Kline
- Jared Sanders
- 2003 Jake Postlewait
- 2004 Jake Postlewait
- 2005 Dallas Buck
- Kevin Gunderson
- Jonah Nickerson
- 2006 Dallas Buck
- Jonah Nickerson
- 2007 Joe Paterson
- 2008 Kevin Rhoderick
- 2009 Sam Gaviglio
- 2010 Greg Peavey
- 2011 Sam Gaviglio
- 2012 Jace Fry
- 2013 Matt Boyd
- 2014 Ben Wetzler

Bill Bonser Award

Awarded to Oregon State's Most Improved Player. The trophy is named for the former Beaver catcher.

- 1973 Tom Apa, C
- 1974 Gary Beck, 3B
- 1975 Tom Simas, 3B
- 1976 Jeff Doyle, 2B
- 1977 Jerry Miller, OF
- 1978 Jerry Yung, 3B
- 1979 Dave Backen, OF



- 1980 Mark Niles, P
- 1981 Bob McNair, 1B
- 1981 John Collins, P
- 1982 Bill Gassaway, P
- 1983 Chris Newman, 1B
- 1984 Scott Anderson, P
- 1985 Ken Bowen, SS
- 1986 Bryan Ganter, OF
- Tim Lambert, DH
- Keith Krafve, 3B
- 1987 Randy Duke, 1B-DH
- 1988 Troy Haugen, 3B
- 1989 Lance Donaly, P
- 1990 R.A. Neitzel, IF
- 1991 Kevin Hooker, IF
- Mason Smith, P
- 1992 Pat Barry
- Randy Hunter, C
- 1993 Kevin Hooker, 2B-P
- Mike Thurman, P
- A.J. Marquardt, OF
- 1994 Jeremy Beard, P
- 1995 David Schmidt, C
- 1996 Chris Wakeland, OF
- 1997 Mark Newell, P
- 1998 Ben Bertrand, C
- 1999 Bryan Ingram, C
- 2000 Eric Stark, OF
- 2001 Chris Biles, OF
- 2002 Tom Creighton, UT
- 2003 Seth Pietsch, OF
- 2004 Paul Richie, C
- 2005 Cole Gillespie, OF
- 2006 Chris Kunda, 2B
- 2007 Scott Santschi, OF
- 2008 Ryan Ortiz, C
- 2009 Jared Norris, 1B
- 2010 Andrew Susac, C
- 2011 Jake Rodriguez, 2B
- 2012 Tyler Smith, SS
- 2013 Dylan Davis, OF
- 2014 Gabe Clark, IF

Gold Glove Award

Awarded to Oregon State's Most Outstanding Fielder.

- 1973 Ty Gorton, 2B
- 1974 Ramon Gonzalez, OF
- 1975 Ramon Gonzalez, OF
- 1976 Jeff Doyle, 2B
- 1977 Jeff Doyle, 2B
- 1978 Jerry Yung, 3B
- 1979 Steve Lyons, OF
- 1980 Steve Lyons, 3B
- 1981 Al Hunsinger, 1B
- 1982 Mickey Riley, 2B
- 1983 Mickey Riley, 2B
- 1984 Ken Bowen, 2B
- 1985 Ken Bowen, SS
- 1986 Ken Bowen, SS
- 1987 Lance Rice, C
- 1988 Ben Johnson, SS
- 1989 Jeff Brauning, 2B
- Troy Haugen, 3B
- 1990 Paul Sanders, OF
- Aaron Anderson, OF
- 1991 Paul Sanders, C
- Dave Schoppe, UTIL
- 1992 Allen Snelling, SS
- Aaron Anderson, OF
- 1993 A.J. Marquardt, OF
- Allen Snelling, SS
- 1994 Brent Watts, UTIL
- 1995 David Schmidt, C
- 1996 Matt Bailie, 1B
- 1997 Abino Vazquez, OF
- 1998 Matt Bailie, 1B
- 1999 Corrie Willkie, 2B
- 2000 Bryan Ingram, C
- 2001 Bryan Ingram, C
- 2002 Aaron Mathews, OF
- 2003 Aaron Mathews, OF
- 2004 Aaron Mathews, OF
- 2005 Jacoby Ellsbury, OF
- 2006 Chris Kunda, 2B
- 2007 Joey Wong, 2B
- 2008 Joey Wong, SS
- 2009 Joey Wong, SS
- 2010 Keith Jennette, SS
- 2011 Brian Stamps, OF
- 2012 John Tommasini, 2B
- 2013 Tyler Smith, SS
- 2014 Trever Morrison, SS
- 1972-73 Cory Kerwood
- 1973-74 Gail Meier
- 1974-75 Dave Gassaway
- 1975-76 Jerry Miller
- 1978-79 Robert Webster
- 1979-80 Steve Lyons
- 1981-82 Mark Allen
- 1982-83 Jeff Reece
- 1983-84 Rich Duke
- 1984-85 Scott Klug
- 1986-87 Keith Krafve
- 1990-91 Paul Sanders
- 1991-92 Mason Smith
- 1992-93 Jeff Post
- 1993-94 Mason Smith
- 1994-95 Kevin Hooker
- 1995-96 Kevin Hooker
- 1996-97 Ryan McDonald
- 1997-98 Rob Colley
- 1998-99 Rob Colley
- 1999-00 Jake Quiring
- 2000-01 Jake Quiring
- 2001-02 Jake Quiring
- 2002-03 Jake Quiring
- 2003-04 Jake Quiring
- 2004-05 Jacoby Ellsbury
- 2005-06 Ryan Gipson
- 2006-07 Jason Ogata
- 2007-08 Jason Ogata
- 2008-09 Mike Chiarelli
- 2009-10 Andrew Susac
- 2010-11 Tyler Smith
- 2011-12 Michael Conforto
- 2012-13 Michael Conforto
- 2013-14 Andrew Moore
- 2014-15 Christian Donahue
- 2015-16 Cadyn Grenier
- 2017-18 Tyler Malone
- 2018-19 Troy Claunch
- 2019-20 Matthew Gretler

2022 OREGON STATE BASEBALL

LETTERWINNERS

Twitter.com/BeaverBaseball
 Instagram.com/BeaverBaseball
 Facebook.com/OregonStateBaseball

A

Abel, Kevin..... 2018-19, 2021
 Acosta, Luke..... 2011
 Adams, Verdell..... 1972
 Akers, Leon..... 1950
 Akina, Jason..... 1992-93
 Allen, Mark..... 1982-83
 Amacher, Harry..... 1942
 Ammon, Erik..... 2006-08
 Anderson, Aaron..... 1988, 90-92
 Anderson, Al..... 1948
 Anderson, Bret..... 1989-92
 Anderson, Danny..... 2005
 Anderson, David..... 1990-92
 Anderson, Jack..... 2015-18
 Anderson, Kenny..... 2002-03
 Anderson, Scott..... 1976-77
 Anderson, Scott..... 1981-84
 Anderson, Travis..... 2010
 Anhorn, Bill..... 1962
 Antone, Doug..... 1973
 Apa, Tom..... 1972-74
 Armstrong, Andy..... 2017-21
 Aselton, Kyle..... 2004
 Atwood, Andy..... 2016-17
 Atwood, Derek..... 1987-88
 Atwood, James..... 2000
 Ayers, Stacey..... 1991
 Ayo, Keke..... 1983-84

B

Babb, Bert..... 1920-22
 Backen, David..... 1978-81
 Backman, Mike..... 1975
 Baechtel, Richard..... 1932
 Bagley, Orlo..... 1928
 Bailey, Brian..... 1960-62
 Bailey, Kenneth..... 1973-74
 Bailey, King..... 1931
 Baillie, Matt..... 1995-98
 Baker, Gary..... 1959-61
 Baker, Loris..... 1924-26
 Baldwin, Andy..... 2003-04
 Baldwin, J.D..... 1915-16, 18
 Ball, Wayne..... 1987-88
 Ballard, Rod..... 1929-30
 Baltus, Tim..... 1978
 Banholzer, John..... 1988-89
 Barden, Brian..... 2000-02
 Barnes, Lute..... 1967-69
 Barnes, Ryan..... 2010-13
 Barnett, Jeff..... 1991
 Barney, Darwin..... 2005-07
 Barry, Pat..... 1975-78
 Bates, Garrett..... 1998-99
 Bauer, Clay..... 2013, 15
 Bauer, Wayne..... 1931
 Baylis, Cole..... 2011-12
 Beall, Bob..... 1968-70
 Beall, Jim..... 1970-72
 Beard, Jeremy..... 1994-95
 Beatty, Mel..... 1934-35
 Beaty, Jesse..... 1907-08
 Beck, Gary..... 1972-75
 Bedford, Don..... 1948
 Belding, Philip..... 2014
 Bell, Carter..... 2009-11
 Bell, Thurman..... 1964-66
 Belleville, Bergan..... 1927-29
 Benson, Cleve..... 1967, 69
 Berberet, Parker..... 2010-11
 Berg, Bud..... 1950, 52
 Bergstrom, Bob..... 1934-36
 Berke, Scotty..... 2007
 Berreman, Bob..... 1958-59
 Bertrand, Ben..... 1997-98
 Besaw, Alex..... 2008
 Bettendorf, Jerome..... 1955-56
 Beverley, Kyle..... 2009
 Biancone, John..... 1931-33
 Biles, Chris..... 2000-03
 Bilyeu, H..... 1907-08
 Bishop, Bob..... 1979-82
 Black, Todd..... 1994
 Blackburn, Stan..... 1976
 Bland, Darren..... 1995

Boire, Mike..... 1996-99
 Boley, Ron..... 1966
 Bonney, Bob..... 1938-40
 Bonser, Bill..... 1965-67
 Boone, Art..... 1923
 Booser, Cam..... 2011
 Booth, Claude..... 1921-22, 26
 Booth, Willard..... 1936
 Boultinghouse, Harvey..... 1928-30
 Bouton, Red..... 1927
 Bowen, Jack..... 1956-57
 Bowen, Ken..... 1984-87
 Bowen, Tom..... 1956-58
 Bower, Don..... 1943, 46-47
 Bowman, James..... 1997
 Boyd, Jeffrey..... 1978
 Boyd, Justin..... 2021
 Boyd, Logan..... 2008-09
 Boyd, Matt..... 2010-13
 Bradley, Ken..... 1940
 Bradshaw, Kim..... 1957-59
 Bratt, Jason..... 1989-91
 Brauning, Jeff..... 1988-89
 Brem, Bailey..... 1951-53
 Britton, Jordan..... 2016-18
 Brocker, Cole..... 2012-13
 Bronson, Jason..... 1997-98
 Brown, Al..... 1930-31
 Brown, Reed..... 2005, 07-08
 Brown, Ryan..... 2020
 Brown, Vic..... 1942-43
 Brundage, Dave..... 1984-86
 Brundage, Jim..... 1986-87
 Bryant, Tony..... 2010-13
 Buck, Dallas..... 2004-06
 Budrow, Brian..... 2006-07
 Buehler, Knute..... 1983-85
 Buehler, Larry..... 1973
 Buob, Bobby..... 1952-55
 Burke, Jamie..... 1992-93
 Burns, Nathan..... 2018-21
 Burns, Wayne..... 1971-73
 Burton, Ed..... 1946
 Busik, Chad..... 1990, 92

C

Calderon, Tony..... 2003-04
 Callan, Bill..... 1933-34
 Calvin, Todd..... 1983-84
 Campbell, Will..... 2008
 Campos, Chris..... 2004-05
 Canham, Mitch..... 2004-07
 Capka, Ted..... 1942
 Card, Bryn..... 2007
 Carpenter, Ken..... 1949
 Carroll, Emil..... 1909-10
 Carroll, Jason..... 1990-92
 Carter, Josh..... 1999-2001
 Cary, Elliott..... 2015, 17
 Casey, Brett..... 2007-09
 Casey, Joe..... 2018-21
 Casper, Jerad..... 2013-14
 Cate, Jack..... 1931
 Cave, Jim..... 1972-73
 Ceasar, Lestee..... 1984-87
 Cecil, Don..... 1943, 46
 Cecil, Dorwood..... 1946
 Chamberlain, Christian..... 2018-19
 Chamberlain, Tom..... 1975-77
 Champion, Jim..... 1992-94
 Chapman, Kirk..... 1962, 64
 Charbonneau, Joe..... 1973-75
 Chatterton, Lloyd..... 1937
 Checketts, Andrew..... 1996-98
 Church, Scotland..... 2015-16
 Chiarelli, Mike..... 2009
 Child, Dan..... 2011-13
 Christianson, Bob..... 1948-50
 Christian, Scott..... 1991-93
 Churchill, Robert..... 1943, 47
 Clardy, Caylen..... 2014
 Clark, Gabe..... 2013-15
 Clark, Noel..... 2003
 Clark, Steve..... 1962-64
 Clarke, Jim..... 1932-34
 Claunch, Troy..... 2018-21
 Clayton, Zach..... 2018-19

Cleveland, Andy..... 1964-65
 Clow, Marty..... 1983
 Clow, Craig..... 1987
 Cloyes, Bill..... 1927-29
 Coleman, Ed..... 1924
 Coleman, Jackson..... 2000
 Coleman, Ralph Sr..... 1918
 Coleman, Ralph Jr..... 1954
 Colley, Rob..... 1998-99
 Collins, John..... 1980-81
 Conforto, Michael..... 2012-14
 Conkling, Earl..... 1935-37
 Conley, Greg..... 1998
 Conrad, Brian..... 1982-83
 Conyers, Kit..... 1916
 Cook, B.R..... 1997-99
 Cooper, Harry..... 1910-12
 Cooper, Roy..... 1908
 Copeland, Stephen..... 2000-03
 Cowan, Justin..... 1997
 Cramer, Bob..... 1978
 Cramer, Fred..... 1936
 Crary, Morrill..... 1963-65
 Craske, Don..... 1980
 Creider, Ed..... 1935-37
 Creighton, Tom..... 2002
 Crews, Wren..... 1907-10
 Criner, Leon..... 1959, 61
 Critser, Roy..... 1959-60
 Cronin, Joe..... 1932
 Crow, Steve..... 1967-69
 Crownover, Tim..... 1978
 Cuckovich, Mel..... 1971-73
 Culver, Benjamin..... 1912-14
 Cunningham, Dan..... 1971-73

D

Daniels, Curt..... 1970
 Daniels, Tom..... 1984-86
 Darnell..... 1912
 Daron, Pat..... 1974
 Daulton, Ron..... 1984-86
 Davis, Curtis..... 1998-2001
 Davis, Dylan..... 2012-14
 Davis, Wilbur..... 1909
 Day, Beau..... 2013
 Day, Bruce..... 1960-61
 Dazey, Eric..... 1986, 88
 Dean, Jay..... 1952-55
 Demorest, Harry..... 1961-63
 Denedde, Kyle..... 2021
 Derryberry, Jeff..... 1994-95
 Dettman, Ryan..... 2012
 Dixon, John..... 1993-95
 Dockery, Bud..... 1934-36
 Dodge, Rich..... 1974-77
 Donahue, Christian..... 2015-17
 Donaly, Lance..... 1986-89
 Donovan, Dakota..... 2018
 Dooley, Ed..... 1937
 Doolittle, Harold..... 1915-16
 Doupe, Paul..... 1969-70
 Doyle, Jeff..... 1975-77
 Drahn, Rob..... 1974-76
 Droscher, Jerry..... 1958-60
 Dryden, Tim..... 1999-2000
 Duarte, Pedro..... 1912
 Duerr, Brian..... 1998-99
 Duffy, Mike..... 1921-23
 Dufort, Dave..... 1987-88
 Dukart, Jake..... 2019-21
 Duke, Adam..... 2011
 Duke, Randy..... 1986-88
 Duke, Rich..... 1984-87
 Dunatov, Jordan..... 2012
 Dunn, Ryan..... 2011-12
 Dunning, Kyle..... 1980-81
 Durdan, Don..... 1941-42
 Duren, Russ..... 1987
 Durrie, Harry..... 1972-75
 Dwyer, Anthony..... 1925-26
 Dyer, Ron..... 1979-81

E

Eckert, Travis..... 2015-16
 Eden, Chandler..... 2014
 Edwards, Kevin..... 1986

Efraimson, Tim..... 1994-95
 Elinger, Yoshi..... 1997
 Eisert, Brandon..... 2017-19
 Ekstrom, Mike..... 2002-03
 Elliott, Glenn..... 1940-42
 Ellsbury, Jacoby..... 2003-05
 Emigh, Elmer..... 1931
 Endicott, Steve..... 1970
 Engelbrekt, Max..... 2013-14, 2016-17
 Erickson, Gil..... 1932
 Erickson, Rick..... 1949-50
 Escallier, Arthur..... 1924-26
 Esposito, Nate..... 2012-14
 Evans, Jackson..... 2008
 Exley, Jerry..... 1954-56

F

Fajer, Cameron..... 1988
 Falk, Jim..... 1962
 Farra, Duke..... 1925
 Faurie, Pete..... 1924-26
 Fawcett, Don..... 1950
 Fehmel, Bryce..... 2016-19
 Fenger, Arnold..... 1937-39
 Fielding, Matt..... 2012
 Finch, Howard..... 1985-86
 Fishback, Mason..... 2014
 Fisk, Chuck..... 1952-55
 Flemer, Kevin..... 2014-15
 Flynn, Rob..... 1978-79
 Flogy, Nate..... 2005
 Folsom, Rob..... 2005, 2008-10
 Fonnesebeck, Gary..... 1986
 Ford, Richard..... 1926-27
 Forrester, Garret..... 2021
 Fors, Felix..... 1924-26
 Forsch, Ken..... 1967-68
 Fortier, Bud..... 1947
 Foster, Kyle..... 2008-09
 Fox, Mak..... 2014-15
 Frahler, Andy..... 1943
 Francis, Robert..... 1908
 Frazer, Bill..... 1943
 Frederick, Johnny..... 1955
 Freeman, Clay..... 1909
 French, Bruce..... 1983-84
 Frisch, Will..... 2020-21
 Froemke, Kyle..... 2021
 Fry, Jace..... 2012-14
 Fryer, Carl..... 1913-15
 Fuchs, Greg..... 2019, 2021
 Funk, Arnold..... 1916

G

Gallagher, Fred..... 1947
 Gallagher, Shane..... 1982-83
 Galloway, DeWaine..... 1943
 Gambee, Dave..... 1957
 Gambrell, Grant..... 2017-19
 Gantner, Bryan..... 1984-87
 Garber, Richard..... 1922-23, 25
 Garcia, Josh..... 2002
 Garner, Ron..... 1971-74
 Gassaway, Bill..... 1979-82
 Gassaway, Dave..... 1977
 Gaviglio, Sam..... 2009-11
 Gee, Dennis..... 1972
 Gentz, Keith..... 1970-71
 George, Drew..... 2007-08
 Gerber, Joe..... 1997-2000
 Gianotti, Mike..... 1977-78
 Gibbs, Blake..... 2009-10
 Gill, Levi..... 2001
 Gill, Whitney..... 1919-21
 Gillespie, Cole..... 2004-06
 Gillette, Joe..... 2015-16
 Gipson, Ryan..... 2005-06
 Gits, Mike..... 1999
 Glaisyer, Harold..... 1913
 Gleason, Tim..... 1968-69
 Goble, Roy..... 1913-16
 Goedhard, Alex..... 1952
 Gonzalez, Ramon..... 1974-75
 Gonzalez, Rick..... 1977-78
 Goodbrod, Pete..... 1950-52
 Goodell, Ryan..... 1969-70

Gordon, Max2011-13
Gordon, Zach2000-01
Gorman, Mike1979-82
Gorton, Ryan2009-12
Gott, Rod1999-2000
Graham, Tyler2003-06
Gray, Joe1936, 38
Grayson, Buck1929-31
Grbavac, Mark2006-09
Gregg, Mitch1995-96
Grenier, Cady2016-18
Gressler, Todd1987-88
Gretler, Matthew2019-21
Gretler, Michael2015-18
Groce, Jack1912-13
Grove, Jim1979-82
Guidotti, Al1954-56
Gunderson, Kevin2004-06
Gunderson, Matt1996
Gurley, Wayne1918-19
Gustafson, Carl1947-49

H

Hafenfeld, Bernard1926-27, 29
Hahn, Brent1989
Hamilton, Caleb2014-16
Hamilton, Cole2020-21
Hamilton, Gary1983-86
Hammer, Kenneth1928, 31
Hansen, Gene1947
Hansen, Paul1998-2000
Hardie, Tim1993
Hardin, Scott1994-95
Harle, Warren1957
Harper, Rich1975-78
Harper, Bill1948-50
Harrison, KJ2015-17
Hartman, Tex1919-21
Hartley, Eugene1925-26
Harvey, Jake2019
Hass, Mike2004
Haugen, Troy1987-89
Hayes, Brandon2008-10
Hayes, Danny2010-13
Hayes, Kevin1978
Hays, Craig1999-2002
Hays, Stan1953
Hayward, Dave1961-63
Hearing, Mike1979
Hedges, Drew1997-2000
Heimlich, Luke2015-18
Heinrich, Ryan1993-94
Helbig, Dwane1952
Hellar, Derek1985
Hendrix, Jeff2013-15
Heniges, David1966
Henkle, Lynn1911
Henzel, Dick1929-31
Hernandez, Matt2004
Heyden, Derek1987-89
Hibbard, George1933-35
Hickey, Mitch2015-17
Hilliard, Gene1961-63
Hilts, Ryan1996
Hjerpe, Cooper2021
Hobbs, Tom1964-66
Hodgens, Blain1927
Holbrook, Rob1979-82
Hollenbeck, Bob1934
Holmquist, Dewey1922-23
Hooker, Kevin1991-93, 95
Hopkins, Chris2007-08
Hopkins, Jeff1989-90
Hopp, Don1952
Horton, Mervin1909-10
Houck, Cub1951-52
Houdek, Otto1937-38
Housely, Scott1977
Howard, Josh2001
Howard, Kelly1978
Howard, Michael2014-15
Howell, Ryan2012-13
Hubbard, Clyde1918-21
Hudson, Will2000-02
Hughes, Emmet1920-21
Hughes, Harley1924
Hughes, Henry1932

Hulstrom, Bryce1984-86
Humphrey, Jack1966-67
Hunter, Jaren2021
Hunsinger, Al1980-81
Hunt, Tom1955-57
Hunter, Randy1991-93
Hutt, Lester1912-15
Hurley, Kim1975-76

I

Ice, Logan2014-16
Ingram, Bryan1999-2001
Ira, Cecil1961-63

J

Jackson, Brandon2013-14
Jackson, Bruce1972-74
Jackson, Mark2003
Jackson, Stephen1995-96
James, Dan2014
Jansen, Joey2013, 15
Jarmon, Hunter2014
Jarvis, Andy2000-03
Jarvis, Jim1964-65
Jenkins, Andy2004-05
Jenks, James1926-27
Jenks, James1953
Jennette, Keith2010
Jensen, Karl1931-33
Johnson, Art1924-25
Johnson, Ben1989-89
Johnson, Chris1968-69
Johnson, Don1932
Johnson, Jerry1968-70
Johnson, Ken1943
Johnson, Lindsey1981-84
Johnson, Syl1955, 57
Johnson, Thad2000-01
Johnston, Danny1951-53
Johnston, Dean1936
Johnston, Paul1941
Jones, Dylan2010-11
Jones, James1976-77
Jones, Johnny1976-77
Jones, Preston2017-21
Jones, Tom1966-68
Joslyn, Kevin2004-05
Jurgenson, Greg1972-74

K

Kahalehoe, Koa2006-09
Kaiser, Bob1965-67
Kaleikilo, Chris1990
Kalibak, William1936-37
Kappel, Rudy1937
Kasberger, Joe1920-22
Kasper, Brady2021
Keck, Mike1970
Keck, Walter1909-11
Keema, Bud1931-33
Keene, Lawrence1909-11
Keene, Spec1919-21
Keema, Bud1931-33
Keim, Greg2006-07
Keitzman, Blake2007-08
Keller, Josh2007-08
Kelly, Austin2016
Keudell, Ron1982
Keyes, Kevin2011-14
Keyes, Kyle2021
Kidd, Brad2008-09
King, Billy2014-16
Kirchem, Herb1979
Kirchner, Walt1943, 47-48
Kissner, Tim1993-94
Kline, Ty2002-03
Klug, Scott1985-86
Kluss, Dennis1986
Knight, Brooke1992-94
Knotts, Aaron1995
Kohler, Dick1946-48
Kolkowski, Bruno1934-35
Koller, Jon2003, 05-06
Krafve, Keith1983-86
Krafve, Ralph1950-51
Kramien, Lionel1922
Krueger, Dutch1918

Kruger, Pete1947
Kunda, Chris2003-06
Kunz, Eddie2005-07
Kwan, Steven2016-18

L

Lake, Rob1997
Lakowske, Joey2007
Lambert, Tim1985-88
Landrum, Ken1974-75
Lankow, Geof1966
Larnach, Trevor2016-18
Larson, Barry1993-94
Lattery, AJ2020-21
Lawson, Ian2021
Laybourn, Greg2006
Lebeck, Greg1969-71
Leberge, Kevin1975-76
Lechelt, Lonnie2005-08
Ledbetter, Todd1988-89
Ledesma, Joey2005
Lee, Terry1968-70
Lehrer, Al1962-63
Lennerton, Jordan2007-08
Leone, Mike1996-97
Leovich, John1940
Lewis, Fred1938-39
Lipe, Ryan1995-98
Lissman, Mike2004-07
Lodell, Carl1918-20
Loffer, Jesse1940
Logan, Gavin2021
Logan, John1926, 28
Long, Dave1962-63
Looff, Hans1913-16
Looney, H.B.1908
Lotti, Logan2009
Lovejoy, Dan1955-57
Lovinger, Eric1992, 94-96
Luby, Dan1957-59
Lucas, Ron1965-67
Lund, Dane2015
Lundberg, Roy1932
Lunde, Ray1958-60
Luster, Corey1990-92
Lyons, Steve1979-81

M

MacRae, Elwin1941-42
Mack, Joe1930-32
Mack, John1943, 47-49
Maddux, Walt1983-84
Madrigal, Nick2016-18
Mallinak, Mel1985-86
Malloy, Marc1991, 94-95
Malone, Tyler2017-19
Maple, Howard1927-29
Marrett, Charles1928
Markham, Terry1964-65
Marquardt, A.J.1993-94
Marsden, Wallace1933
Martin, Bob1970
Martinek, Christian2016
Martinez, Bill1974-77
Martinez, Paul2013
Mascarenas, Richie2020
Masewicz, Brian1995-96
Mason, Don1969
Mason, Ellis1937-38
Mason, Grimm1958-59, 61
Mathews, Aaron2002-04
Matthews, Joey2012-13
Maxwell, Anton2005-07
McBride, Jason2001-02
McCarthy, Craig1990-91
McCluskey, Bill1942-43
McCormick, Jake2004-07
McCowan, Joel1972-74
McDonald, Ryan1996-97
McDowell, Micah2020-21
McEwan, Jim1935
McFadden, Dave1957
McFeely, Shea2004-06
McGarry, Alex2019
McGrew, Ben2002
McKenna, Hugh1921-23
McKennon, Russell1928, 30-31

McKinney, Earl1938-39
McLemore, Mark2000-02
McMahan, Kyler2018-21
McMullen, Ian2002-03
McNair, Bob1978-80
McMillan, Anthony1913
Meckler, Wade2019, 2021
Meier, Gail1973-76
Meiwes, Pat1991-92, 94-95
Mellinger, Brad2003
Melton, Jacob2020-21
Mencas, Val1995, 97-98
Mendazona, George2017, 2019
Mendenhall, Frank1922
Merrill, Zadoc1974-76
Merryman, Art1936-37
Messman, Joe1997
Mets, Ryan2015
Meyer, Bill1937-39
Mildenberg, Tyler2014-15
Miller, Cecil1919-21
Miller, Doug1970-72
Miller, Jerry1976-78
Miller, Michael2008-11
Mitchell, Jed1999, 2001
Mitola, Dan1933-35
Mohler, Lynn1955
Montgomery, Sam2012
Mooney, Bryce2008
Moore, Andrew2013-15
Moore, C.L.1907
Moore, Gary1958-60
Moore, Harry1908
Moore, Jeff1987-88
Moore, Otto1908-11
Moreland, Julius1913-14
Morgan, Walter1914-16
Morrison, Scott1992-95
Morrison, Trevor2014-16
Mouw, Rob1987-88
Moye, Rene1959
Muench, Gregg1982-83
Mulholland, Jake2017-21
Mundt, Joey2019-21
Munich, Billy2003-05
Murray, C.S.1907
Myers, Jason1993-94
Myers, Jeffrey1982-84
Myhre, Joe1974-75

N

Nash, Garrett2008, 2011
Naylor, Mike1970
Neal, Travis1983-84
Negri, Frank1957
Neitzel, R.A.1988-90
Nelson, Ed1950-52
Nelson, Scott2003-05
Newell, Mark1996-97, 99-2000
Newman, Chris1980, 83
Nicholson, Scott2000-01
Nickerson, Jonah2004-06
Nielson, Ken1989
Nightengale, Fred1929-30
Niles, Mark1979
Nobach, Kyle2015-16, 2018
Noble, Ken1975-78
Neal, John1971-74
Noonan, Val1921-23
Norris, Jared2009-11
Nygren, James2008-11

O

O'Neill, Dan1982-84
Ober, Ryan2018-21
Oberst, Ray1943, 47-48
Oerding, Bill1959-61
Ogata, Jason2007-08
Oliphant, Jeff1981
Olsen, E.C.1918
Olson, Steve1963
Orell, Bernard1937-38
Ortiz, Ryan2007-09
Osich, Josh2008-09, 2011
Ostmo, Erik1989-90
Otis, Jeff1986-89

P

Paczesniak, Mark.....	1971
Paine, Fred.....	1957
Painton, Tyler.....	2013-14
Palfrey, Ernest.....	1919-20, 22
Parisotto, John.....	1966
Parkinson, Robert.....	1923
Parnow, Eric.....	2016
Paterson, Joe.....	2006-07
Patterson, Leonard.....	1938-39
Paul, Mike.....	1974, 76-77
Paul, Tommy.....	2016-17
Paust, Ashley.....	1928
Payne, Chris.....	1985-88
Pearce, Dylan.....	2018-19
Pearce, Lowell.....	1955-56, 58
Pearson, Dan.....	1978-79
Pearson, John.....	1971
Peavey, Greg.....	2008-10
Pederson, Doug.....	1941-42
Pederson, Twink.....	1956-58
Pegnam, John.....	1993
Pendergrass, F.R.....	1907
Pendley, Nathan.....	2003-04
Pennell, Lee.....	1929-31
Percell, Brody.....	1995-98
Perry, Glen.....	1922-24
Perry, Tony.....	1969-70
Peters, Frank.....	1963-64
Peters, Norm.....	1940-42
Petersen, Larry.....	1960-62
Peterson, Andy.....	2013-14
Peterson, Robert.....	1932
Petrella, Albert.....	1938
Petroni, Carlo.....	1959-61
Pfennigs, Jake.....	2019-21
Phillip, Beau.....	2019
Phillips, Jim.....	1956, 58
Phillips, Lige.....	1909, 12
Piesker, Jarak.....	1979-80
Pietsch, Seth.....	2001-03
Pine, Chris.....	1996-98
Pinion, Jack.....	1954
Pinion, Paul.....	1989
Plante, Rich.....	1974
Plato, Bruce.....	1977-78
Poff, Ray.....	1908-11
Pomeranke, Gary.....	1972-73
Pomeroy, John.....	2014-16
Post, Jeff.....	1989-92
Postlewait, Jake.....	2001-04
Powell, James.....	1967-69
Poyer, Jordan.....	2011
Preston, Edward.....	1918
Preston, Robin.....	1972
Priseman, Casey.....	2005-06

Q

Quayle, Billy.....	1927-29
Quesinberry, Bob.....	1949
Quinn, Robert.....	1924-25
Quiring, Andy.....	2010
Quiring, Jake.....	2002-03

R

Rainwater, Travis.....	1999
Ranstad, Hal.....	1998-99
Rasmussen, Boyd.....	1933-35
Rasmussen, Drew.....	2015-17
Reardon.....	1919
Recuenco, Rob.....	2003
Reece, Jeff.....	1981-83
Reed, Clifford.....	1910-11
Reinking, Ed.....	1960
Remmell, Art.....	1928
Renault, Nick.....	2000
Renne, Steve.....	1967-70
Reser, Zack.....	2012-15
Reyes, Jorge.....	2007-09
Reynolds, Kerisi.....	2001-03
Rhoderick, Kevin.....	2008-10
Rice, Lance.....	1985-88
Rich, Larry.....	1968-70
Richards, Harry.....	1946-49
Richie, Paul.....	2001-04
Richter, Gary.....	1977-79

Rickson, Carl.....	1918-20
Ridenour, Ryan.....	1988
Ridings, Red.....	1923-25
Rieben, George.....	1909-12
Riley, Mickey.....	1980-83
Rippey, Tom.....	1922-24
Rittenhouse, James.....	1933
Robbins, Orlie.....	1926
Robertson, Daniel.....	2008
Robles, Tanner.....	2008-10
Rodriguez, Carlos.....	2012
Rodriguez, Jake.....	2011-13
Roelandt, Frank.....	1943, 47-49
Romero, Stefan.....	2009-10
Rooper, John.....	1907-08
Rothstrom, Ray.....	1953-54
Rowe, Ben.....	2001-04
Rowe, Bill.....	2006
Rowe, Mike.....	1978
Rowe, Pete.....	1974-77
Rowe, Rob.....	1972
Rudolph, Steve.....	1976-79
Rudzik, Bill.....	1959-60
Ruggles, Jim.....	1952-55
Rulli, Nick.....	2012-14
Rumrey, K.C.....	1999
Runyon, J.R.....	2002
Rushing, John.....	1984-85
Rutschman, Adley.....	2017-19

S

Salgado, Bryant.....	2021
Sallee, Eric.....	1978
Sakamoto, Jeff.....	1999
Sanders, Jared.....	2002-04
Sanders, Paul.....	1990-91
Sanders, Scott.....	1988-90
Sanners, Tanner.....	2016
Santos, Adalberto.....	2009-10
Santschi, Scott.....	2006-07
Sauvain, Chuck.....	1946-49
Schader, Troy.....	1997-99
Scheckla, Rod.....	1987-88
Schimmel, Jack.....	1946
Schlottman, Charlie.....	1975-77
Schmidt, David.....	1994-96
Schneider, Bob.....	1932
Schofield, Travis.....	1990
Schoppe, David.....	1989-91
Schroeder, Chad.....	2004
Schulmerich, Wes.....	1925-27
Schultz, John.....	1992-94
Schultz, Scott.....	2011-14
Schulze, Harry.....	1946-47
Schwab, Arland.....	1938-40
Scott, Monte.....	1977
Sebby, Reid.....	2021
Seeley, Blossom.....	1915-16
Seibert, Emil.....	1919-20
Selberg, Eric.....	1966-67
Shade, Jack.....	1922
Shaffer, Mark.....	1987-88
Shaw, Clayton.....	1939-41
Shaw, James.....	1912-14
Shaw, Pat.....	1980-82
Shelton, Todd.....	2005
Shelton, Trent.....	2014-15
Shields, Ian.....	1990, 92
Shirtcliff, Bud.....	1951-53
Shoup, Tom.....	1968-70
Shupe, Max.....	2009
Siebert, Emil.....	1918
Sieberts, Ade.....	1914-16
Siemons, Holly.....	1911
Sigrist, John.....	1924-26
Simas, Tom.....	1974-75
Simas, Warren.....	1942, 47
Simmons, David.....	1977-78
Sims, Rod.....	1938-40
Sinclair, Free.....	1914
Sipple, John.....	1984-86, 88
Sitton, Craig.....	2008-10
Skeen, Scott.....	1997
Skoog, Jim.....	1965-67
Skriver, Larry.....	1971-74
Smith, Mason.....	1991-94
Smith, Simeon.....	1913-15

Smith, Steve.....	1981-83
Smith, Tyler.....	2010-13
Snelling, Allen.....	1992-95
Snyder, Ray.....	1949-50
Sogard, Alex.....	2007
Soller, Fred.....	1937-39
Solomon, Dale.....	2007-08
Soto, Jackson.....	2015
South, Veeder.....	1963-65
Specht, Lyle.....	1940-41
Sprick, Jack.....	1946
Stahl, Doug.....	1962-64
Stamps, Brian.....	2011
Stark, Eric.....	1998-2001
Starr, Taylor.....	2008-09, 12-13
Steele, Kurt.....	2003-05
Stephenson, Jack.....	1952, 54-55
Stevens, Pat.....	2001-02
Stevens, Ron.....	1963
Stiltner, Nick.....	2009-10
Stolz, Bob.....	1950
Stone, Bryan.....	2004
Stranberg, Jason.....	1996-98
Straub, Dennis.....	1962-64
Street, Andy.....	1923
Strode, Brett.....	1999
Strode, Don.....	1942
Strutton, Mike.....	1983-84
Sturgeon, Chris.....	1994-96
Stutes, Mike.....	2006-08
Stykel, Don.....	1998-2000
Sullivan, John.....	1923-25
Summerfield, Darryl.....	1966-68
Summers, Chris.....	1991
Summers, Stan.....	1920-21
Supple, Joe.....	1914, 16
Susac, Andrew.....	2010-11
Swango, Wayne.....	1964-66
Swann, Claude.....	1907-08
Swedberg, Steve.....	1971-73
Swinburnson, Tyler.....	1995, 97
Syverson, Dain.....	1982-84

T

Taggart, Lawrence.....	1922
Takami, Ralph.....	1937-39
Talcott, Chris.....	1986-88
Tanselli, Gene.....	1949-51
Tanselli, Lou.....	1979-81
Taroli, Ray.....	1971-74
Tasto, Dutch.....	1921-23
Taylor, Donald.....	1951
Taylor, Zak.....	2016-19
Tebb, Fred.....	1924-25
Tema, Bryan.....	1986-87
TenPas, Kane.....	2001-03
Terrell, James.....	1983-85
Thomas, Todd.....	1980-83
Thomas, John.....	1951-53
Thompson, Jake.....	2014-17
Thorsteinson, Justin.....	2021
Thurman, Mike.....	1992-94
Tommasini, John.....	2008-10, 12
Torson, Jim.....	1928-30
Tower, Denny.....	1966-68
Townsend, Brock.....	2021
Tracey, Tom.....	1967-68
Trask, Rod.....	1964-65
Tuck, Jeff.....	1995-96
Turk, Joe.....	1911
Turpen, Daniel.....	2005-07
Tweedt, Sam.....	2015, 2017-19

U

Umemoto, Robert.....	1972-73
Underriner, Dave.....	1979

V

Valero Sanchez, Cesar.....	2020-21
Vanderbundt, Skip.....	1967
Vazquez, Abino.....	1996-97
Verburg, Mitchell.....	2017, 2019, 2021
Vermillion, Tyson.....	1996-97
Versluis, Pat.....	1999
Vladic, Larry.....	1987-88, 90-91

W

Wagner, Bill.....	1959-61
Wagner, Fred.....	1930
Wagner, Geoff.....	2005-06
Wagner, Heinie.....	1924
Wakeland, Chris.....	1995-96
Waldron, Tyler.....	2009-10
Walker, Larry.....	1958
Wallace, John.....	2006-09
Walling, Andrew.....	2019
Walters, Red.....	1912
Ward, Dallas.....	1925, 27
Ward, Thomas.....	1933, 35
Warren, Brent.....	2009-10
Washburn, Jack.....	2020-21
Watkins, Chase.....	2021
Watts, Brent.....	1993-94
Webber, Levi.....	2001-03
Weber, Tass.....	1933-34
Webster, Bob.....	1979-80
Wegner, Lou.....	1946-47, 49
Weide, Karl.....	1966, 69
Weimer, Elmer.....	1943
Weller, Theodore.....	1913-16
Wellman, Norb.....	1952-54
Wells, Braden.....	2007-08
West, Ken.....	1980-81, 83
Wetzler, Ben.....	2011-14
Wheeler, Todd.....	1981-82
Wheeling, Mark.....	1995
White, Don.....	1950-52
Whitelaw, John.....	1959-60
Wiggins, Dave.....	1970-71
Wilkinson, Riley.....	2012
Wilkins, Chris.....	2000-01
Wilkins, Steve.....	1975-76
Williams, William.....	1914-16
Williams, David.....	1989-92
Williams, Gene.....	1940, 42
Williams, Kevin.....	1977
Williams, Paul.....	2001
Williams, Quinn.....	1983-86
Williams, Steven.....	1977
Wilkie, Corrie.....	1998-99
Willy, Elliot.....	2018-19
Wilson, Dick.....	1954-56
Wilson, Jim.....	1980-82
Wilson, Lloyd.....	1969-71
Wintermute, Ira.....	1936
Winters, Glen.....	1926-27
Wirth, Tim.....	1987
Withrow, Jim.....	1954
Woerner, Jack.....	1934-36
Wolff, Carl.....	1907, 11
Wong, Joey.....	2007-09
Wood, Carlton.....	1928-30
Woodard, Jack.....	1933
Woodard, Walter.....	1931-32
Woodward, Austin.....	2015
Woodward, Woody.....	1923, 25
Worthley, Norman.....	1935-36
Wray, Corky.....	2000-01
Wray, Doug.....	1955
Wright, Oran.....	1939
Wright, Willard.....	1938
Wynne, Richard.....	1924-25

Y

Yanzick, Zane.....	2013
Yonemitsu, Jon.....	1990-93
Younce, Earl.....	1937-38
Younce, Len.....	1940-41
Young, Richard.....	1923-25
Yunker, Jason.....	1987-88

Z

Zalesky, Zack.....	2018-19
Zarbinsky, Ron.....	1957

Honorary

Halbrook, Scott.....	1982
----------------------	------